


RYAN
ANDERSON

CHRIS
BALHAM

SEK
HENRY



NEBRASKA

2009-10 MEN'S BASKETBALL



2009-10 SCHEDULE



Nov. 6	Arkansas-Fort Smith (exh.)	7 p.m.
Nov. 10	Hastings (exh.)	7 p.m.
Nov. 14	South Carolina Upstate	TBD
Nov. 18	at Saint Louis (Fox Sports Midwest)	7 p.m.
Nov. 21	TCU	TBD
Nov. 24	UMKC (Fox Sports Midwest)	7 p.m.
Nov. 29	at USC (FSN)	3:30 p.m.
Dec. 2	Texas-Pan American	7 p.m.
Dec. 6	at Creighton	4 p.m.
Dec. 10	Chicago State (Fox Sports Midwest)	7 p.m.
Dec. 12	Oregon State (Fox Sports Midwest)	7 p.m.
Dec. 19	Jackson State	7 p.m.
Dec. 22	vs. Tulsa [^]	7 p.m.
Dec. 23	vs. BYU or Nevada [^]	7 or 9:30 p.m.
Dec. 29	Southern Utah	7 p.m.
Jan. 2	Maryland Eastern Shore	3 p.m.
Jan. 5	Southeastern Louisiana	7 p.m.
Jan. 9	at Texas A&M* (Big 12 Network)	3 p.m.
Jan. 13	Kansas* (ESPN2)	8 p.m.
Jan. 16	Iowa State* (Fox Sports Midwest)	7 p.m.
Jan. 23	at Missouri* (Big 12 Network)	5 p.m.
Jan. 27	at Colorado*	9 p.m.
Jan. 30	Oklahoma* (Big 12 Network)	12:30 p.m.
Feb. 2	Kansas State* (Big 12 Network)	7 p.m.
Feb. 6	at Kansas* (ESPNU)	5 p.m.
Feb. 10	Baylor* (ESPN2)	8 p.m.
Feb. 13	at Texas* (Big 12 Network)	3 p.m.
Feb. 17	at Kansas State* (Fox Sports Midwest)	6 p.m.
Feb. 20	Missouri* (Big 12 Network)	5 p.m.
Feb. 24	at Iowa State* (Fox Sports Midwest)	6:30 p.m.
Feb. 27	Texas Tech* (Big 12 Network)	3 p.m.
March 2	Colorado* (Fox Sports Midwest)	7 p.m.
March 6	at Oklahoma State* (Big 12 Network)	12:30 p.m.
March 10-13	at Big 12 Championship Kansas City, Mo. (Sprint Center)	TBD

*Big 12 Conference games [^]at Las Vegas Classic

All dates and times Central and subject to change; Home games in red played at Bob Devaney Sports Center. For updated game times, ticket and visitor information visit Huskers.com.

CORNHUSKER BASKETBALL

2009-10 Nebraska Cornhusker Basketball

BASKETBALL QUICK FACTS

Head Coach	Doc Sadler
Alma Mater	Arkansas, 1982
Record at Nebraska	55-40 (4th season)
Overall Division I Record	103-58 (6th season)
Career Record	205-84 (10th season)
Assistant Coaches	Philip Mathews (UC Irvine, 1970) David Anwar (Fitchburg State, 1998) Walter Roese (BYU-Hawaii, 1994)
Director of Operations	Chris Croft (Southern Miss, 1995)
Video Coordinator	Jim Shaw (Grinnell, 2003)
Assistant Athletic Trainer	R.J. Pietig
Associate Media Relations Director/MBB	Jermy Trickle
Strength Coach	Rusty Ruffcorn
Devaney Center Equipment Manager	Pat Norris
Graduate Manager/Player Development	Tony Schamber
Student Assistant Coach	Chris Balham
Men's Basketball Secretary	Kim Babcock
Basketball Office Phone	(402) 472-2265
Basketball Office Fax	(402) 472-2575
Basketball Press Row Phone	(402) 472-2279
Basketball Office Mailing Address	106 Bob Devaney Sports Center, P.O. Box 880611, Lincoln, NE 68588-0611

TEAM INFORMATION

2008-09 Record	18-13 (14-4 H, 4-8 A, 0-1 N)
Big 12 Record (Finish)	8-8 (8th)
Big 12 Championship	0-1; lost to Baylor, 65-49
Postseason	NIT, first round; lost at New Mexico, 83-71
Starters Returning/Lost	1/4
Lettermen Returning/Lost	5/9
Newcomers	14 (including walk-ons and '08-09 redshirts)

Starters Returning (1):

Sek Henry, 6-3, 200, Sr., G (29 starts), 8.0 ppg, 3.4 rpg, 64 assists

Other Lettermen Returning (4):

Ryan Anderson, 6-4, 205, Sr., G (12 starts), 7.1 ppg, 3.8 rpg, 57 assists, 41 steals; **Toney McCray**, 6-6, 205, So., G, (3 starts), 5.7 ppg, 2.8 rpg, 18 blocks, 24 steals; **Brandon Richardson**, 6-0, 190, So., G, 4.1 ppg, 1.3 rpg; **Ben Nelson**, 6-9, 230, Sr., F, 0.3 ppg

2009-10 Newcomers (14):

#Mitch Albers, 6-2, 180, Jr., G; **#Drake Beranek**, 6-3, 185, Sr., G; **Adrien Coleman**, 6-4, 195, Fr., G; **Brian Diaz**, 6-11, 235, RFr., C; **Mike Fox**, 6-4, 195, RFr., F; **Ray Gallegos**, 6-3, 175, Fr., G; **Quincy Hankins-Cole**, 6-8, 240, Jr., F; **Myles Holley**, 6-4, 190, So., G; **Lance Jeter**, 6-3, 225, Jr., G; **Eshaunte Jones**, 6-4, 190, RFr., G; **#Matt Karn**, 6-3, 190, Sr., G; **Christopher Niemann**, 6-11, 265, So., C; **Christian Standhardinger**, 6-8, 210, Fr., F; **Brandon Ubel**, 6-10, 220, Fr., F

Starters Lost from 2008-09 (4):

Ade Dagunduro, 6-5, 200, Sr., G (31 starts), 12.8 ppg, 4.4 rpg, 39 steals; **Steve Harley**, 5-11, 180, Sr., G (31 starts), 10.2 ppg, 3.1 rpg, 61 assists, 45 steals; **Cookie Miller**, 5-7, 165, So., G (22 starts), 7.3 ppg, 2.1 rpg, 109 assists, 45 steals; **Chris Balham**, 6-8, 235, Jr., F (23 starts), 2.0 ppg, 2.3 rpg

Other Lettermen Lost from 2008-09 (5):

#Paul Velander, 6-2, 200, G (2 starts); **#Nick Krenk**, 6-0, 185, Sr., G (1 start); **Alonzo Edwards**, 6-7, 225, RFr., F; **#Cole Salomon**, 6-4, 220, Jr., G; **#Andrew Wicklund**, 6-4, 170, So., G

- student-athlete is a walk-on. * must sit out 2009-10 under NCAA transfer rules.

THIS IS NEBRASKA

This is Nebraska Basketball	2-3
Magical Experience	4-5
Bob Devaney Sports Center	6-7
Husker Power	8-9
Athletic Medicine	10-11
Sports Nutrition	11
Media Exposure	12-13
Husker Equipment	14-15
Championship Facilities	16-17
NBA Connection	18-19
History of Nebraska Basketball	20-21
Academic Success	22-23
The Nebraska Academic Experience	24-25
University of Nebraska Campus	26-27
Lincoln and Omaha - The Good Life	28-29
National Powers	30
Big 12 Leaders	31
Big 12 Conference Basketball	32

2009-10 SEASON OUTLOOK

Nebraska Alphabetical/Numerical Rosters	34
Team Breakdown	35
Season Preview	36-38
Preseason Notebook	39
Schedule	40

THE HUSKERS

Ryan Anderson	42-43
Adrien Coleman	44
Brian Diaz	45
Ray Gallegos	46
Quincy Hankins-Cole	47
Sek Henry	48-49
Myles Holley	50
Lance Jeter	51
Eshaunte Jones	52
Toney McCray	53
Ben Nelson	54
Christopher Niemann	55
Brandon Richardson	56
Christian Standhardinger	57
Brandon Ubel	58
Mitch Albers	59
Drake Beranek	59
Mike Fox	60
Matt Karn	60
Career Game-by-Game Stats	61-62

THE COACHING STAFF

Head Coach Doc Sadler	64-67
Sadler by the Numbers	67
Assistant Coach Philip Mathews	68
Assistant Coach David Anwar	69
Assistant Coach Walter Roese	70
Director of Operations Chris Croft	71
Video Coordinator Jim Shaw	71
Graduate Mgr./Player Development Tony Schamber	71
Husker Basketball Support Staff	72-73
adidas	74

ADMINISTRATION

University Administration	76
Board of Regents	77
Athletic Director Tom Osborne	78
Senior Administration	79
Athletics Support Staff	80-81
First National Bank	82

OPPONENTS

Big 12 Composite Schedule	84
South Carolina Upstate/Saint Louis	85
TCU/UMKC	86
USC/UT-Pan American	87
Creighton/Chicago State	88
Oregon State/Jackson State	89
Tulsa/BYU/Nevada	90
Southern Utah/Maryland Eastern Shore	91
Southeastern Louisiana/Texas A&M	92
Kansas/Iowa State	93
Missouri/Colorado	94
Oklahoma/Kansas State	95
Baylor/Texas	96
Texas Tech/Oklahoma State	97
Postseason Tournament Dates	98
Series Records vs. Big 12 Opponents	99-106
Series vs. Non-Conference Opponents	107-112
Nebraska vs. All Opponents	113-114
Nebraska vs. the Conferences	114
Husker All-Time Exhibition Results	114

2008-09 SEASON IN REVIEW

Season Review	116-117
2008-09 Senior Bio Recaps	118-119
Statistics	120
Results	121
Game-by-Game Comparison	122
Team/Individual Highs and Lows	123
Box Scores	124-132

NEBRASKA RECORD BOOK

Career/Single-Game Scoring Leaders	134
Individual Records	135-137
Team Records	138-139
Single-Season Top 10 Lists (overall)	140
Career Top 10 Lists	141
Single-Season Top 10 Lists (by class)	142-143
Team Season Bests	144-146
Annual Statistical Leaders	147-148
Year-by-Year Team Statistics	149-150
Devaney Center Records	151-154
Big 12 Championship Results/Records	155-156
Postseason Records and Results	157-158

NEBRASKA BASKETBALL HISTORY

The History of Nebraska Basketball	160-163
Nebraska Lettermen	164-165
Husker Award Winners/All-Americans	166-167
1,000-Point Club	168-171
Nebraska Basketball - A to Z	172-173
Nebraska Basketball Hall of Fame	174
Husker Coaching Ledger	175
Year-by-Year Summary	176
All-Time Results	177-196

MEDIA/GENERAL INFORMATION

Athletic Directory	198
Media Policies/Outlets	199-201
Devaney Center Maps and Regulations	202
Huskers.com	203
Doc Sadler TV Show	204
Huskers on Radio and Television	205
Compliance Guidelines for Boosters	206
Big 12 Conference	207
Nebraska TV/Radio Roster	208

THIS IS NEBRASKA BASKETBALL

Nebraska basketball is about family and winning. In his tenure on the NU sideline, coach Doc Sadler has provided both, bringing the Cornhusker family back together and winning 55 times, more than any other Husker coach in his first three years. From former players and coaches to fans across the country and even other Nebraska coaching staffs, Sadler has engaged them all and enlisted their support as he builds the Huskers into an annual contender in the rugged Big 12 Conference.

Excitement around the Nebraska basketball program is still building. Sadler's energetic and engaging personality has carried over to his hard-working and increasingly talented squad, which has earned a reputation as one of the toughest defensive units in the country. With the fans back on board and a competitive team on the court, the Huskers know only one way to go under Sadler's direction – up.

COACHING WINS - FIRST FIVE YEARS AT DIVISION I

(Big 12 Coaches Only)

1. Mike Anderson (MU) 107-53
2. **Doc Sadler (NU)..... 103-58**
3. Jeff Capel (OU) 95-56
4. Greg McDermott (ISU)..... 90-63
5. Rick Barnes (UT) 88-63
6. Jeff Bzdelik (CU) 87-67
7. Bill Self (KU) 74-66
8. Mark Turgeon (A&M)..... 67-75
9. Travis Ford (OSU)..... 61-80
10. Scott Drew (BU) 56-80
- Frank Martin (KSU)..... 43-24
- Pat Knight (TTU)..... 18-26

POSTSEASON APPEARANCES - FIRST FIVE YEARS AT DIVISION I

(Big 12 Coaches Only)

1. **Doc Sadler (NU).....4**
- Mike Anderson (MU)4
3. Rick Barnes (UT)3
- Greg McDermott (ISU).....3
5. Jeff Capel (OU)2
- Frank Martin (KSU).....2
6. Jeff Bzdelik (CU)1
7. Bill Self (KU)1
8. Mark Turgeon (A&M).....1
9. Scott Drew (BU)1
10. Travis Ford (OSU).....1
- Pat Knight (TTU).....



1 Former Husker and NBA veteran Stu Lantz returned as a special guest for the third annual Doc Sadler Golf Classic in 2009, one of the many ways Sadler has reached out to former Nebraska players and coaches to bring them back into the NU family.

2 Former Huskers like Jerry Fort, the school's third-leading all-time scorer, have made Sadler's summer golf outing an annual event after being away from the program for years.

3 Numerous other former Husker have returned to the program recently, including NBA veteran Erick Strickland and former Husker coach Danny Nee, both 2009 Nebraska Basketball Hall of Fame inductees.

4 During his time in Lincoln, Sadler has embraced all the sporting teams and coaches at Nebraska. He and wrestling coach Mark Manning and football coach Bo Pelini frequently talk and attend each others' practices and games/meets.

5 Off the court, Sadler pushes his athletes to succeed in the classroom. In Sadler's first three years at NU, 11 Huskers have received academic honors and five have earned their degrees. Five more Huskers are scheduled to receive diplomas within the next year.

6 Over the past three years, Sadler has pushed the Huskers to rarely seen heights. NU has improved its league record each year, won at least 17 games every season, reached two postseason tournaments and defeated five ranked teams.

WINNINGEST COACHES AT NU

(first three years only)

DOC SADLER 55

MOE IBA 53

DANNY NEE 51



"Watching Doc Sadler's team practice and play is a joy because I honestly don't think there are five teams in all of college basketball that play harder or get more out of their ability than Sadler's club. Every single drill was carried out at full speed because the players' energy level was equaled by their head coach and then some. And every piece of instruction to the players was met with total attention."

**- FRAN FRASCHILLA,
ESPN Color Analyst**

"He's making Nebraska Basketball a family. We all feel welcome to go back there anytime. His door is always open to former players and we can come back and go to games.

He just wants us to come back and be a part of the program again. That makes us want to get out there and recruit for him and help him however we can."

**- JAKE MUHLEISEN,
former Husker
team captain**

WHAT THEY'RE SAYING ABOUT COACH DOC SADLER AND NEBRASKA

"While we fixate on title contending teams and are valuing wins and losses, elevating and writing off teams, and deifying and dismissing players (all of which is fair game and fine), we can sometimes overlook just how important these games are to the players and coaches. Case in point is Nebraska's Doc Sadler. After a hard-fought win over Texas, Sadler broke down in tears talking about how much the win meant to his team.

The Cornhuskers are a hard-working bunch, laying the foundation for a program to compete with Big 12 powers. They go to work every day, and plow and sweat to get better and compete with the best teams. And nobody works any harder to win. Nebraska lays it on the line every game, and they are striving to make every game, and every possession, important.

And Nebraska is not alone. We can argue about which teams are "NCAA tournament worthy", but we also have to respect the effort put in to win, and how much it hurts to lose. These players and coaches are laying their hearts on the line every time they step onto the court."

- Jay Bilas, College Basketball Analyst

"I've seen Doc's teams play for many years. This guy can recruit, he can coach, he stresses academics and he has a great way with people. People gravitate toward him."

- Gar Forman, Chicago Bulls,
General Manager

"I've had a lot of coaches over my NBA career, some well-respected in the NBA. After watching Doc go through a couple practices last year, I saw that this guy can coach. He can coach and he's very, very good at coaching defense. Defense is what wins basketball games. For last year's team to go 8-8 in the Big 12 Conference play says an awful lot about Doc Sadler and his ability to coach and get through to players."

- Eric Piatkowski, 13-year NBA veteran and
Nebraska Basketball Hall of Famer

"I love the direction the program is going. I think the players play hard. They play with passion and I think we're on the brink of something special here."

- Jason Dourisseau, former Husker team MVP



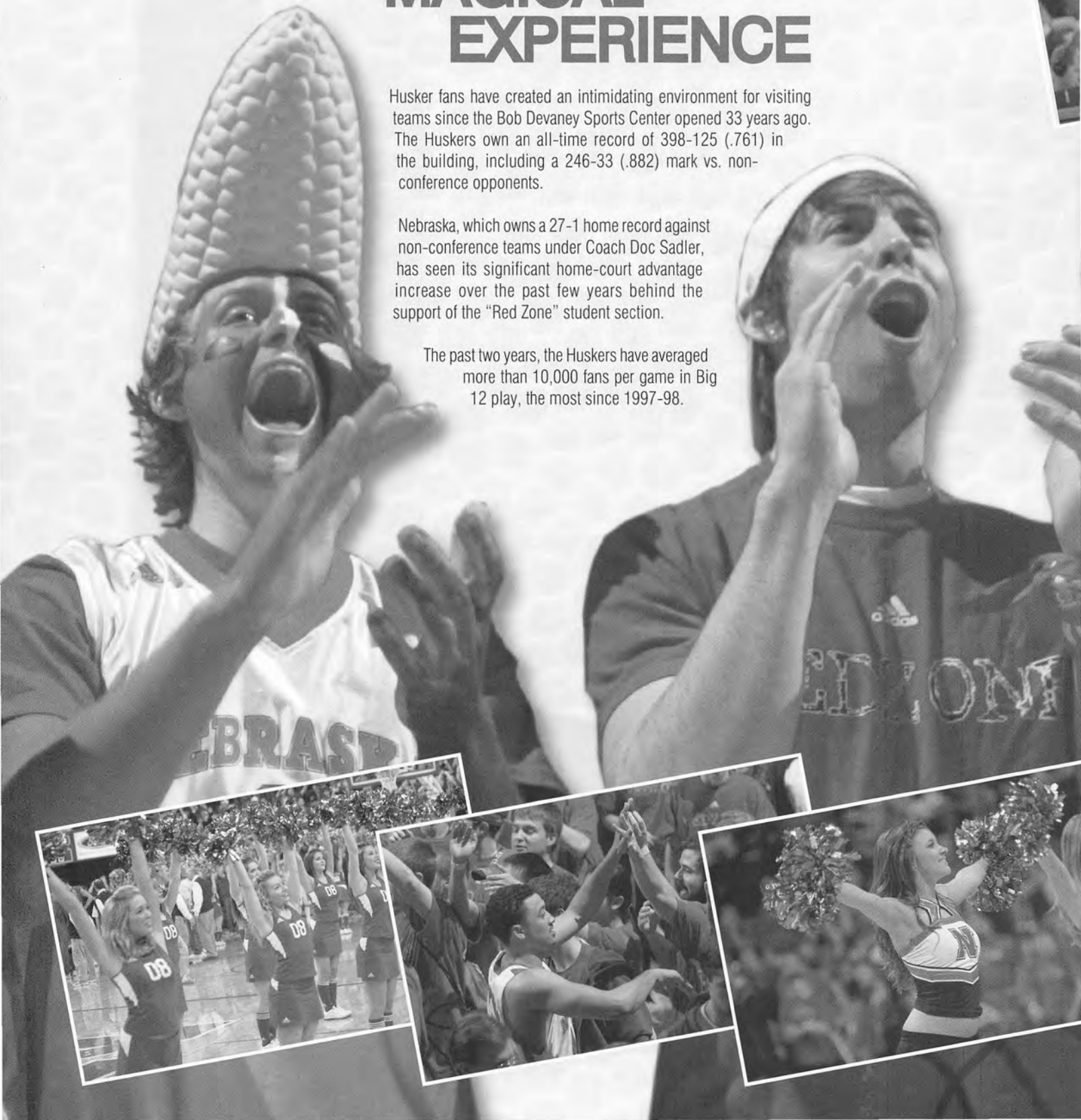


MAGICAL EXPERIENCE

Husker fans have created an intimidating environment for visiting teams since the Bob Devaney Sports Center opened 33 years ago. The Huskers own an all-time record of 398-125 (.761) in the building, including a 246-33 (.882) mark vs. non-conference opponents.

Nebraska, which owns a 27-1 home record against non-conference teams under Coach Doc Sadler, has seen its significant home-court advantage increase over the past few years behind the support of the "Red Zone" student section.

The past two years, the Huskers have averaged more than 10,000 fans per game in Big 12 play, the most since 1997-98.





"I think it's one of the toughest places to play in this league. The people of Nebraska understand sports, they understand momentum and they know what a big part they can play in tough situations. They are always there when those times get tough."

COACH DOC SADLER,
on playing at the Devaney Center



BOB DEVANEY SPORTS CENTER



Named after the Cornhuskers' long-time football coach and athletic director, the 13,595-seat Bob Devaney Sports Center is home to Nebraska basketball. With recent renovations to the locker room, coaching offices and support staff areas, the Devaney Center now has everything the Huskers need under one roof. In 2011, the Huskers will add to the impressive facilities with the opening of a new practice facility that will be attached to the Devaney Center.





The locker room (top) and players lounge area (above) were refurbished over the past two years. Each player has a custom-made wood locker with security system and a rolling chair to relax in before getting ready for practices or games. There are two televisions in the lounge area and a video gaming system, allowing players to enjoy some down time between practices and class.

The team video area (above right) was also updated and a pair of computers were installed so that players could have Internet access and word processing ability to work on projects without having to leave the arena.

Before the 1999-2000 season, the Devaney Center underwent \$7.9 million in renovations, including several major renovations on the concourse level and the addition of HuskerVision screens and stat boards. The arena court was refinished and redesigned in 2004.


The Husker coaches' offices received an upgrade during the 2006-07 season, giving the front desk/waiting area (bottom middle) a complete overhaul while also adding valuable space to the video editing/archive room (below). Each assistant coaches' office was also updated while Coach Sadler's office was remodeled to allow easier access for the players.



HUSKER POWER

The model strength and conditioning program in the nation, Husker Power plays a major role in the continuing success of Nebraska athletics. Nebraska's strength program was the first in the nation, and with 11 current staff members is now one of the most comprehensive strength and conditioning organizations in the country.

The Devaney Center also houses a separate weight room utilized by the men's basketball team on a daily basis. Along with the athletic training room and locker room, it is just steps away from the arena floor.





THREE REASONS FOR SUCCESS

PROGRAM - The Husker Power Strength and Conditioning Program is geared for maximum improvement of performance on the basketball court. Each athlete receives his own individual computerized program each year.

SUPERVISION - The Husker Power staff has seven full-time strength and conditioning specialists and four interns. Basketball strength coach Rusty Ruffcorn is devoted to working directly with the basketball program to help Husker athletes prepare for a successful career on the court.

FACILITIES - The Charles and Romona Myers Performance Center in the Osborne Athletic Complex is the finest all-around athletic facility in the nation, providing athletes with all the tools necessary to achieve at the highest level. Nebraska basketball players also have a weight room at the Devaney Center to utilize on a daily basis.



**Rusty
Ruffcorn**
Basketball Strength Coach



“When you start talking about the training table, life skills, travel, equipment, all of that, we have everything you need to be successful.”

- DOC SADLER,
in September 2009 interview
with ESPN.com Writer Dana O'Neill

ATHLETIC MEDICINE

Providing expert care to nearly 600 Husker student-athletes, Nebraska features one of the most well-trained and highly skilled athletic medicine staffs in the country.

Under the guidance of Director of Athletic Medicine Dr. Lonnie Albers and Head Athletic Trainer and Physical Therapist Jerry Weber, the 2009-10 Nebraska athletic medicine staff consists of five doctors, two therapist/athletic trainers, six athletic trainers and six graduate assistant athletic trainers.

Nebraska's team of orthopaedists is led by Chief of Staff Dr. Pat Clare, a nationally respected orthopaedic surgeon with more than 30 years of service to Husker athletics.



R.J. Pietig
Assistant Athletic Trainer/
Men's Basketball

1 AND 2 Husker student-athletes have the benefit of using state-of-the-art equipment for rehabilitation and injury prevention.

3, 4 AND 5 Nebraska basketball players are cared for on a daily basis by Assistant Athletic Trainer R.J. Pietig, who works to keep athletes physically prepared for practice and games, and provides expert care in rehabilitation services.

6 Assistant Athletic Trainer R.J. Pietig provides individual care for basketball players, helping them safely reach peak performance.

7 In addition to the training room at the Devaney Center, student-athletes have access to the finest equipment and rehab area in the country at the Osborne Complex on campus.

8 A leader in preventative care, Nebraska installed a new cold plunge tank in the Devaney Center training room last year.





SPORTS NUTRITION

Making solid nutritional choices helps an athlete become stronger and improves game-day performance. NU Sports Nutritionists Josh Hingst and Lindsey Remmers work with all 23 of Nebraska's sports by educating athletes on topics such as gaining weight, losing body fat, staying hydrated, increasing energy and supplement use.



1 Student-athletes are given expert direction in how to make smart dietary choices to stay in peak shape during the season.

2 The Hewit Dining Center is a great location for athletes to utilize the training they receive from the sports nutrition staff.

3 At the Landing, athletes can grab a drink or light snack to help recharge between classes and workouts.

4 The sports nutrition staff keeps the area at the Landing stocked with quality nutritional products for athletes.



MEDIA EXPOSURE

Media attention is at an all-time high in college basketball and the Huskers have been the beneficiary of a great wave of positive media since Coach Doc Sadler joined the program. The media-savvy Sadler has also endeared himself to the Nebraska public, as he is one of the most engaging speakers in the state.

Nebraska basketball will continue to be in the national spotlight this season as more than 20 games will be televised live. Every game will be broadcast on the radio and carried for free on Huskers.com, with select broadcasts on Sirius Satellite Radio. Non-conference home games not televised will also be available on Huskers.com.




Follow Coach Sadler and the Huskers on Twitter and Facebook at:


Twitter.com/Coach_Sadler
Twitter.com/NUHoopsblog
Facebook.com/Huskers



Jerry Trickie
Associate Media Relations Director



Brad Colee
HuskerVision Video Production Specialist





DEFENSIVE PHILOSOPHY

The Huskers' defensive philosophy is a key factor in their success. Coach Doc Sadler has implemented a system that emphasizes physicality and teamwork. This approach has allowed the team to consistently perform well against top-tier opponents in the Big 12 conference. The focus is on limiting the opponent's scoring opportunities while maximizing their own defensive stops.



“Doc Sadler has ensured the Huskers are a competitive group. The challenge now is to make them into a Big 12 title contender. Sadler’s tenacity in recruiting and in the gym should help push Nebraska in that direction.”

- Andy Katz, ESPN.com Senior Writer

HUSKER EQUIPMENT

Nebraska student-athletes are fitted with the finest adidas equipment and clothing as part of the apparel manufacturer's lucrative sponsorship deal with the Nebraska Athletic Department. From head to toe, Husker athletes receive the newest gear to not only look sharp, but to also have the latest technology at their disposal.

Devaney Center Equipment Manager Pat Norris works closely with an on-campus adidas representative to make sure Husker basketball players have everything they need to represent the University in a proper manner. From warmups to workout gear and shoes to winter coats, Norris orders the best fitting, most appropriate gear for the Huskers every season so they can look their best on and off the court.



Pat Norris
Devaney Center
Equipment Manager





NEBRASKA FACILITIES



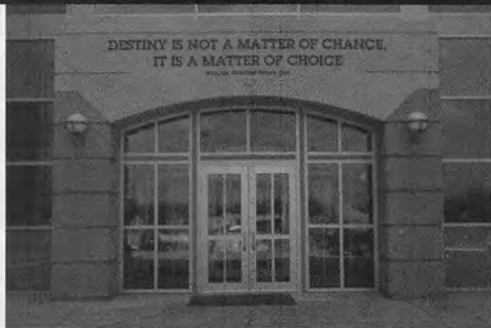
Nebraska's first-class facilities are not limited to the nationally renowned football program (picture 1). Nebraska is dedicated to providing all of its athletes with the best game-day and practice atmospheres in every sport. That dedication to providing strong facilities allows Nebraska to annually host several Big 12 and NCAA Championship events, including track and field (2), bowling (3), volleyball (4), soccer (5), wrestling (6), baseball (7), softball, gymnastics, golf and swimming and diving.



**"I CAN'T THINK OF A BETTER
ATMOSPHERE TO WATCH A GAME
THAN AT THE 'SEA OF RED' AT
MEMORIAL STADIUM FOR A
CORNHUSKER GAME."**

- TIM GRIFFIN, ESPN.COM

**The Power
OF
RED**




NBA CONNECTION

Nebraska players have enjoyed significant professional success following their careers as Huskers. Nebraska has had 26 players drafted by teams in the National Basketball Association, including three first-round picks during the 1990s.

Two former Huskers played in the NBA last year – Tyronn Lue and Mikki Moore. Lue has won two World Championships in his career as part of three NBA Finals squads and Moore has made a name for himself over the past 10 years after being an undrafted free agent out of Nebraska.

With former NBA veterans Eric Piatkowski and Erick Strickland playing in the league as recently as 2008, Nebraska has had one of the highest totals of active NBA players among Big 12 schools this decade.



HUSKER COACHES AND THE NBA

During his career, Coach Doc Sadler has recruited or coached 19 players who have gone on to play in the NBA. Sadler personally recruited eight of those players. The Nebraska staff has combined to coach 25 players who went on to play in the league.

THE SADLER NBA CONNECTION

Players Recruited By Sadler

Michael Batiste
Tony Battie
Cory Carr
Mark Davis
Darvin Ham
Eddie House
Maurice Jeffers
Jason Sasser



Players Coached By Sadler

Greg Anderson
Mario Bennett
Randy Brown
Isaac Burton
Byron Irvin
Joe Kleine
Andrew Lang
Ron Riley
Alvin Robertson
Darrell Walker
Rickie Winslow



1 Tyronn Lue has played for seven teams during his 11-year NBA career. During that time, he won two World Championship rings with Kobe Bryant, Shaquille O'Neill and the L.A. Lakers and played beside one of the greatest players in NBA history, Michael Jordan, with the Washington Wizards. Lue is the only league player from the Big 12 era to win multiple NBA titles. Last year, Lue was traded to Orlando before the Magic's run to the NBA championship series.

2 During his 11 years in the league, Mikki Moore has played with nine teams, including finishing last year with a Boston Celtics squad that reached the conference semifinals. Moore was the first non-drafted player to lead the league in field-goal percentage as he hit 60.9 percent from the floor for New Jersey in 2006-07.

3 Eric Piatkowski played 13 seasons in the NBA and set the L.A. Clippers' club record for 3-pointers made. After retiring following the 2007-08 campaign, he moved to the commentator's booth, working as a color analyst for Nebraska television games.

4 Erick Strickland played nine years in the NBA after entering the league as an undrafted free agent.

5 Rich King was a 1991 first-round draft pick after helping NU to a school-record 26 wins as a senior.

6 Nebraska's all-time leading scorer, Dave Hoppen was the second pick of the 1988 expansion draft by the Charlotte Hornets.

7 Husker great Stu Lantz played eight years in the NBA, twice averaging more than 18 ppg for a season.

8 Fans at the Devaney Center can now check out the memorabilia for all former Huskers who played in the NBA on the exhibit that opened in 2009.



Through the years, Nebraska has had 26 players drafted by teams in the National Basketball Association.

In the 1990s, Nebraska had three first-round selections in the NBA Draft. Rich King was the 14th selection in 1991, Eric Piatkowski was picked 15th overall in 1994 and Tyronn Lue, who entered the draft following his junior season, was selected 23rd overall in 1998.

HUSKERS IN THE NBA DRAFT

The first NBA draft of collegiate players was held following the 1947-48 season, but the league did not begin to keep records of team-by-team draft lists until 1952. Here is a list of the 26 Cornhusker players drafted by the NBA since 1949:

- | | | | |
|------|----------------------------------------------|------|--------------------------------------------------|
| 1949 | Claude Retherford, St. Louis Bombers | 1979 | Carl McPipe, Philadelphia 76ers (5th) |
| 1950 | Bus Whitehead, Chicago Stag (7th) | 1981 | Andre Smith, Cleveland Cavaliers (7th) |
| 1951 | Bob Pierce, Indianapolis Olympians (5th) | 1982 | Jack Moore, K.C. Kings (9th) |
| 1952 | Jim Buchanan, Boston Celtics (6th) | 1985 | Curtis Moore, K.C.-Omaha Kings (6th) |
| 1954 | Bill Johnson, Boston Celtics (11th) | 1986 | Dave Hoppen, Atlanta Hawks (3rd) |
| 1960 | Herschell Turner, Syracuse Nationals (6th) | 1991 | Rich King, Seattle SuperSonics (1st/14th pick) |
| 1966 | Grant Simmons, Washington Bullets (12th) | 1994 | Eric Piatkowski, Indiana Pacers (1st/15th pick) |
| 1967 | Willie Campbell, Seattle SuperSonics (15th) | 1998 | Tyronn Lue, Denver Nuggets (1st/23rd pick) |
| 1968 | Stuart Lantz, Houston Rockets (3rd) | 1999 | Venson Hamilton, Houston Rockets (2nd/50th pick) |
| 1970 | Jim Brooks, Houston Rockets (12th) | | |
| 1971 | Marvin Stewart, Philadelphia 76ers (2nd) | | |
| 1972 | Leroy Chalk, Boston Celtics (13th) | | |
| | Chuck Jura, Chicago Bulls (3rd) | | |
| | Mike Peterson, Portland Trail Blazers (16th) | | |
| 1974 | Brendy Lee, Atlanta Hawks (10th) | | |
| 1976 | Jerry Fort, Boston Celtics (3rd) | | |

Note: Nate Branch was drafted by the American Basketball Association's Oakland franchise in 1967; Stuart Lantz was drafted by Oakland in 1968; Marvin Stewart was drafted by the New York Nets in 1971; and Chuck Jura was selected by the Utah Stars in 1972.



3



4



5



6



7



HUSKER CENTURY



Three numbers for Nebraska men's basketball and one on the women's side have been retired. Eric Piatkowski was the most recent honoree to have his number retired in 2006.

Entering the 114th year of Husker basketball, the Nebraska program has collected more than 1,300 wins and 22 all-time postseason appearances.

The Huskers are looking to build on two of the strongest decades in school history. Nebraska has averaged more than 18 wins per season over the past quarter century, while making 14 postseason tournaments during that span. Fourteen of the school's 24 1,000-point scorers have also played for the Huskers in the last 25 years.



HUSKER PROGRAM QUICK FACTS

- The Cornhuskers own 1,353 all-time victories, including 12 20-win seasons. Nebraska's last 20-win season came in 2007-08, as coach Doc Sadler led NU to a 20-13 record and the second round of the NIT.
- Nebraska has made 22 appearances in the postseason, including six NCAA berths and 16 trips to the NIT. All but two of the postseason appearances have come since 1980.
- Overall, 24 Huskers have topped the 1,000-point mark in program history, most recently by Aleks Maric in 2007. Herschell Turner was the first to accomplish the feat in 1960.
- Dave Hoppen owns the school record with 2,167 points between 1983 and 1986. He is the only 2,000-point scorer in school history.



1911-12 Nebraska Cornhuskers



Milton "Bus" Whitehead



Eric Piatkowski



Danny Nee, Nebraska's all-time winningest coach

1897-1906

Nebraska posted a 59-26 (.694) record in its first decade of basketball, including three perfect seasons. In those 10 years, the Huskers were coached by Frank Lehmer, T.P. Hewitt, E. Berry, Fred Morrell, Walter Hiltner and R.G. Clapp.

1907-16

The last five teams of the Huskers' second decade all posted winning records. The 1911-12 team won the school's first Missouri Valley Conference title and then repeated as champs in 1912-13 and 1913-14.

1917-1926

Nebraska fashioned its first-ever 20-win season in 1919-20, finishing 22-2 and setting a school record for wins that stood until 1990-91. During the decade, Nebraska was 111-71 (.610) and had six winning campaigns.

1927-1936

NU opened the decade in the Nebraska Coliseum, but finished under .500 at home in 1925-26. In 1928-29, Nebraska joined Missouri, Kansas, Kansas State, Iowa State and Oklahoma to form the Big Six Conference.

1937-1946

Nebraska's record of 65-120 (.351) in the decade was its worst ever. Twice, in 1943-44 and 1944-45, the Huskers mustered only two wins. Sid Held and Don Fitz earned first-team All-Big Six honors in 1940-41.

1947-1956

The Huskers were 102-141 (.420) in the decade. However, the 1948-49 team tied for first in the Big Seven Conference and beat Oklahoma to advance to the NCAA District Tournament. Claude Retherford was a first-team All-Big Seven pick that season and led the team in scoring. In 1949-50, Bus Whitehead earned first-team all-conference honors as Nebraska tied Kansas and Kansas State for the Big Seven championship.

1957-66

The Huskers' 20-5 record in 1965-66 was their first 20-win season since 1919-20. Stuart Lantz, who finished second to KU's Jo Jo White in the Sophomore-of-the-Year balloting, would go on to become a third-round NBA draft pick. For the decade, NU was 102-142 (.418).

1967-1976

Nebraska finished above .500 for the decade with a 147-111 (.570) record. Marvin Stewart was first player to average 20 points in a season in 1970-71. The Huskers opened Bob Devaney Sports Center in 1976-77 season. Jerry Fort earned three straight first-team all-conference awards from 1974 to 1976.

1977-1986

The Cornhuskers posted a 175-119 (.595) record in the decade, including a 15-14 ledger in 1976-77, the first season at the Bob Devaney Sports Center. In 1977-78, the Huskers earned their second postseason tournament bid and first since 1966-67, advancing to the second round of the NIT. NU posted 20 wins twice during the decade (1977-78, 1982-83).

1987-1996

The Huskers enjoyed their most successful decade, winning 20-or-more games five times. Nebraska advanced to the NCAA Tournament four times, won its first-ever Phillips 66 Big Eight Tournament trophy in 1994 and captured the NIT Championship in 1996. For the decade NU was 185-131 (.585).

1997-2006

Nebraska continued its success while starting its second century of play. The Huskers added a pair of 20-win seasons as NU was also one of just 15 schools to appear in nine consecutive postseason tournaments from 1991 to 1999.

2007-PRESENT

Nebraska posted back-to-back winning seasons to open the frame, including adding the program's 12th 20-win campaign. A postseason appearance in 2009 was Nebraska's fourth in six years. Aleks Maric was an all-conference selection as a senior and the first Husker ever with 1,600 points and 1,000 rebounds.



Fourth-year coach Doc Sadler has helped Nebraska reach the postseason NIT each of the past two years, the first time NU has made consecutive postseason appearances since nine straight in the 1990s.



"I'm really psyched about the direction the program is going. I follow the Huskers as much as I can, but being in Connecticut, everyone is crazy about UConn. I saw that program turn around back when (UConn coach) Jim Calhoun took over in 1986. They had a rough first couple of years, but they got better and better, making it to the NIT, then the NCAA Tournament and before we knew it, they were winning national championships. It takes effort from coaches, players, alumni and fans. There's a certain kind of formula that worked there, and it's what I'm starting to see here with Doc."

**- JERRY FORT,
NO. 3 ON NEBRASKA'S
ALL-TIME SCORING CHART**



Nebraska's winningest team in program history, the 1990-91 Cornhusker squad won 26 games and had a pair of eventual first-round NBA selections.



Dave Hoppen is Nebraska's all-time leading scorer and helped the Huskers to four straight postseason appearances.

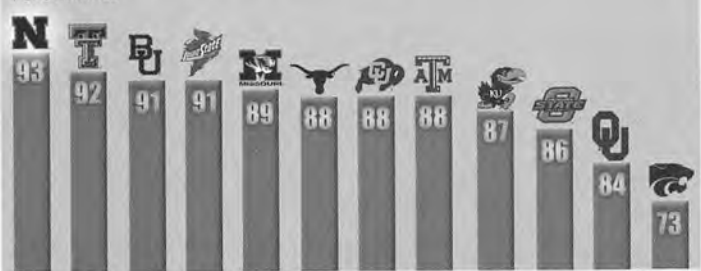


Nebraska won the 1994 Big Eight Tournament title on its way to a fourth consecutive NCAA Tournament bid.

ACADEMIC SUCCESS

The success of Nebraska student-athletes reaches far beyond athletic competition. More Husker student-athletes have been selected to CoSIDA Academic All-America teams than any other school in the nation. In addition to individual academic recognition, NU has led the Big 12 in graduation rates in eight of the conference's first 12 years.

BIG 12 EXHAUSTED ELIGIBILITY RATES PERCENTAGES



ACADEMIC TRADITION THRIVES IN 2008-09

Husker softball star Molly Hill, a two-time CoSIDA Academic All-American, helped lead Nebraska's strong academic performance in 2008-09. Hill, a native of Wayne, Neb., pitched NU to a berth in the NCAA Tournament while earning her bachelor's degree in speech language pathology. The first-team academic All-American finished her career with a 3.955 grade-point average. The first-team All-Big 12 pitcher also became the 59th student-athlete in Husker history to be a two-time CoSIDA Academic All-American.

Hill was one of six Huskers to earn academic All-America recognition in 2008-09. Volleyball standouts Kori Cooper and Amanda Gates were also first-team selections, while teammate Jordan Larson was named to the second team. Football stars Todd Peterson and Tyler Wortman also earned selections to the second team. Gates and baseball senior Nick Sullivan were each awarded Dr. Prentice Gautt Postgraduate Scholarships from the Big 12 Conference, while both student-athletes also earned NCAA Postgraduate scholarships.

Nebraska student-athletes claimed a Big 12-leading 172 academic All-Big 12 selections, including an astounding 145 first-team academic All-Big 12 honorees. NU student-athletes also earned a league-leading 626 spots on the Big 12 Commissioner's Fall and Spring Academic Honor Rolls.

The hard work, dedication and commitment of Nebraska's student-athletes in the classroom resulted in 71 current or former student-athletes earning degrees from August of 2008 through May of 2009. The Huskers continued to set the graduation standard among Big 12 Conference schools by maintaining their Exhausted Eligibility Graduate Rate of 93 percent.



Andrea Einspahr
Academic Counselor

1 All Husker student-athletes receive tremendous academic support. The Husker basketball program is third in the league in academic All-Big 12 honors since the formation of the conference and has earned more than 25 spots on the Big 12 Commissioner's Honor Roll since the 2006-07 season when Doc Sadler took over.

2 Nebraska student-athletes are honored at a yearly banquet. In 2009, Nick Sullivan and Amanda Gates were named the Nebraska Student-Athletes of the Year.

3 Huskers graduate at a record pace at Nebraska, as the athletic department has led the Big 12 in exhausted eligibility graduation rates at 93 percent.

ACADEMIC ALL-AMERICANS
ALL TEAMS, ALL SPORTS AS OF JULY 2009



NEBRASKA'S 2008-09 ACADEMIC HIGHLIGHTS

- 269 All-Time CoSIDA Academic All-Americans across all sports (leads nation)
- 98 Football Academic All-Americans (leads nation among all sports)
- 35 Volleyball Academic All-Americans (leads nation among all female sports)
- 26 Softball Academic All-Americans (No. 2 nationally among all female sports)
- 6 Academic All-Americans in 2008-09 (3 first-team, 3 second-team): First-Team: Kori Cooper (Volleyball), Amanda Gates (Volleyball), Molly Hill (Softball); Second-Team: Jordan Larson (Volleyball), Todd Peterson (Football), Tyler Wortman (Football)
- 3 NCAA Postgraduate Scholarship Winners (3 of 87 nationally, \$7,500 each): Amanda Gates (Volleyball), Nick Sullivan (Baseball), Joslyn Dalton (cross country/track)
- 1 NCAA Women's Enhancement Postgraduate Scholarship Winner (1 of 13 nationally, \$6,000): Amanda Gates (Volleyball)
- Dr. Prentice Gautt Big 12 Conference Postgraduate Scholarship Winners (\$7,500 each): Amanda Gates (Volleyball), Nick Sullivan (Baseball)
- Big 12-Leading 172 Academic All-Big 12 Selections Across All Sports (3.0 GPA or above)
- Big 12-Leading 145 First-Team Academic All-Big 12 Picks Across All Sports (3.2 GPA or above)
- Big 12-Leading 626 Student-Athletes Honored on Big 12 Commissioner's Fall and Spring Honor Rolls (3.0 GPA or above): 58 more honorees than 2007-08; 147 more honorees than 2005-06
- Big 12-Leading 90 Student-Athletes Earned Perfect 4.0 GPAs in either the Fall or Spring Semester
- 71 Student-Athletes Earned Degrees from August 2008 through May 2009 (39 in May, 26 in December, 6 in August)
- 93 percent - Nebraska's Exhausted Eligibility Graduation Rate (1992-2001) (Leads Big 12)
- Male Student-Athlete of the Year - Nick Sullivan, Baseball (3.78 GPA, Finance)
- Female Student-Athlete of the Year - Amanda Gates, Volleyball (3.965 GPA, Communication Studies)
- Men's Herman Award Winner - Men's Cross Country Team (3.309 Cumulative GPA in 2008)
- Women's Herman Award Winner - Women's Cross Country Team (3.671 Cumulative GPA in 2008)



4 Student-athletes at Nebraska receive specialized attention from the academic staff and tutors, as needed.

5 Nebraska basketball players utilize a daily study hall to benefit their academic performance.

6 Along with academic honors, Nebraska student-athletes also commonly receive honors for their Life Skills participation.



ACADEMIC EXPERIENCE



NEBRASKA'S ATHLETIC/ACADEMIC COUNSELING - A NATIONAL LEADER

From the day student-athletes decide the University of Nebraska is the right place to be, the athletic academic counseling unit provides personal and academic support to ensure that student-athletes will get the most out of their years as Huskers. Andrea Einspahr will serve as the basketball team's academic counselor for the 2009-10 academic year.

Featuring one of the most innovative and comprehensive academic support systems in the country, Nebraska is dedicated to helping its student-athletes become outstanding leaders in their chosen fields. The academic support team is comprised of 14 full-time staff members and a tutorial staff of approximately 70 tutors addressing all subject areas.

Academic Counseling

Seven academic counselors and five assistant academic counselors are in place to monitor daily academic progress, receive consistent course feedback, assist with the advising/registration process and monitor continuing eligibility and progress toward graduation. Essentially, academic counselors assist student-athletes in navigating the University of Nebraska system.

Tutorial Support

A tremendous resource for all academic abilities, unlimited tutorial support is available from day one up to college graduation. Subject and mentor tutors help provide academic support and study strategies to be successful. Supplemental Instruction, a sub-component of the tutorial program, provides targeted group review sessions to help ease the transition to college academics while improving study strategies and building academic self-esteem.

Study Hall

There are two facets to the study hall program. Student-athletes either attend a structured study hall, typically two hours in length held four days a

week, or have flex time where they study a specific number of hours each week as determined by their academic counselor and/or coach. Daily study hall reports are provided to the coaching staff.

Mentoring

All incoming student-athletes are required to meet with a mentor on a weekly basis to assist in making a smooth transition from high school to college. Mentors collect syllabi, gather and report academic progress information and teach academic success strategies.

Educational Assessments

Assessments are administered during new student-athlete orientation to determine student strengths and areas for improvement. Results allow academic counselors to develop a personalized academic support program and to determine if more in-depth testing is warranted. When additional assessments are necessary, referrals are made to a consulting psychologist who conducts the assessments. If it is determined that a student-athlete has a learning disability, appropriate accommodations are made through the Office of Services for Students with Disabilities.

Multi-Cultural Programs

Designed to enhance cultural awareness, staff members concentrate efforts on issues of transition, adjustment and retention for students of color, international students and women.

These support programs include Ladies First, International Night and Your Degree First. Your Degree First is a program designed to assist, motivate and promote minority student-athletes in pursuing the degree of their choice.

Student-Athlete Orientation

The Hewitt Center staff coordinates New Student-Athlete Orientation to help newcomers adjust to the multiple demands of being a college student-athlete. Presentations are made by academic counselors, compliance officials, NU faculty and administrators, business/community professionals and student-athletes.

Personal Counseling

Student-athletes will find a supportive and caring environment at Nebraska. Transitional issues, stress management, time management, academic focus and problem resolution are all addressed in a proactive manner throughout the year. If necessary, counseling referrals are also made to designated practitioners at the University Health Center.

Computer Resources

Student-athletes enjoy a state-of-the-art computer lab with nearly 50 computers and professional supervision. Laptops are also available during team travel. Student-athletes have the benefit of ongoing education and assistance from a full-time computer technician.



LIFE SKILLS

Nebraska has long been considered a pioneer in life skills support and programming. In 1998, Nebraska was one of five Division I schools nationally to win the prestigious Program of Excellence Award recognizing a strong commitment to total person development. The program aims to provide proactive education, resources and support throughout college and beyond, best preparing Husker student-athletes for life after sports. Services foster post-athletic career transition, retention, responsible decision-making, leadership, volunteerism and career development.

LIFE SKILLS COMPONENTS

Proactive Education

Life Skills Seminar – All incoming student-athletes complete a 16-week fall semester seminar addressing a variety of life skills topics ranging from leadership to money to relationships and study skills. **Team Workshops** – Campus and community experts facilitate team-specific life skills education workshops. **Student-Athlete Assemblies** – Meetings featuring remarks from Athletic Director Tom Osborne and nationally recognized life skills trainers.

Personalized Support/Individual Sessions

Resume Development – Each student-athlete works individually with a life skills staff member to create a personalized resume with periodic follow-up meetings to make updates through graduation. **Game Plan Creation** – Life skills counselors will create a "Game Plan for Life" outlining specific goals and objectives to be completed to enhance marketability prior to college graduation. **Sports Psychology/Performance Enhancement** – Sports psychology resources are available to assist with performance enhancement.

Community Outreach

Nebraska student-athletes combine to impact more than 100,000 people statewide on annual basis. **Team Service Requirement** – Each team participates in a minimum of two service projects per year. **School Outreach** – Individuals participate in numerous school outreach campaigns in both classroom and assembly settings. **Hospital Visits** – Huskers are frequent hospital visitors providing cheer and encouragement to a variety of patients. **Mondays Matter** – Monday evening outreach to various local community

agencies placing athletics in the proper perspective. **Mentoring Programs** – Typically requires one hour of service per week serving as a youth mentor.

Leadership/Citizenship

Life Skills promotes leadership development and provides recognition opportunities for extraordinary citizenship. **Your Degree First** – Leadership group providing programming and specialized support to student-athletes of color, women and international student-athletes. **HERO Leadership Award** – Individual recognition to Huskers who have consistently went above and beyond serving as an exemplary role-model. **Brook Berringer Citizenship Team** – Annual "Good Works" team honoring football players for dedicated service in memory of late Husker Brook Berringer. **Life Skills Award of Excellence** – Presented to the single men's and women's team who scores the highest point total in the year long life skills team competition.

Career Commitment

In addition to the creation of a personalized resume and game plan, the following career resources are available to every Husker. **Student-Athlete Career Fair** – Attended by approximately 25 companies. **Networking/Nexpo Night** – Former Huskers and every UNL college educate student-athletes about major and career options. **Assessments** – On-line assessments to help individuals discover talents and match with a major and career. **Practical Experience** – Programs in place to facilitate shadowing and internship placements. **Job Preparation** – Expert advice on cover letter writing, interviewing skills and evaluating the job offer.

Postgraduate Assistance

Commitment to helping student-athletes pursue postgraduate plans and scholarships. **Career Nights** – Learn from the experts to gain valuable insight on timelines, application procedures, entrance requirements, personal essays and more. **Scholarships** – Seniors in their final season of athletic eligibility can apply for numerous postgraduate awards.

1 The new Student Life Center will be a centerpiece of the Athletic Department, and will provide a home to multiple facets of the nationally renowned Life Skills program.

2 Every athlete who letters in a varsity sport and graduates from Nebraska is recognized in the Hall of Distinction.

3 Husker athletes routinely participate in Life Skills events outside the classroom and campus, giving the athletes a chance to view the world from a different perspective.

4 Nebraska student-athletes continually prepare for life after basketball at functions like the business and career fairs presented by the Life Skills Department.





LEADING THE WAY

As one of the nation's premier public institutions, the University of Nebraska is committed to undergraduate learning and world-class research. In early 2001, Nebraska was named to a national list of 16 schools that serve as a role model for other institutions by the Association of American Colleges and Universities. Quality instruction is emphasized in Nebraska's 147 undergraduate majors, which are spread through nine undergraduate colleges.


The University of Nebraska was chartered by the Nebraska Legislature in 1869 as the state's public university and land-grant institution. Founded in Lincoln, the University of Nebraska was expanded in 1968 into a state educational system now comprising four campuses under the guidance of a Board of Regents and a central administration.

To discover more about the University of Nebraska visit unl.edu.

To learn more about Nebraska athletics, visit Huskers.com.

“I can honestly say that I do not remember a time when the prospects for enhancing the academic quality or reputation of this University were brighter.”

Harvey Perlman
University of Nebraska Chancellor



1 The Bell Tower on campus is a focal point for students and alumni.

2 The Van Brunt Visitors Center is located at the gateway to the city campus. It offers resources and information for visitors to the UNL campus, and is utilized extensively for recruiting new students by the UNL Office of Admissions.

3 The Esther L. Kaufmann Center was completed in May 2001 and houses the Jeffrey S. Raikes School of Computer Science and Management.

4 Students find numerous places to study or find a moment of relaxation while enjoying the natural surroundings of the UNL campus.

5 On-campus apartment-style housing provides friendly surroundings in close proximity to the Devaney Center, the Osborne Complex and campus.

6 The Nebraska Student Union is the meeting place on campus where students can spend a little down time between classes. It has areas to use for studying as well as a food court.



LINCOLN, NEBRASKA



Featuring the advantages of an urban setting, the Star City is only minutes away from the scenic beauty and wide open spaces of America's Heartland. Living in Lincoln enables one to enjoy the benefits of life in a city, while residing in a community that:

- Is known as the Star City
- Has a population of nearly 251,624
- Is the second-largest city in the Big 12 Conference
- Has been ranked among the 10 best places to live in the United States
- Is listed among the top five "most fit" cities in the nation
- Consistently lists one of the lowest crime rates in the nation among cities its size
- Offers more than 6,000 acres of parks, including 10 lakes, 11 municipal swimming pools, more than 80 miles of biking and hiking trails and 12 public golf courses





PROMINENT PEOPLE WITH NEBRASKA TIES

Grover Cleveland Alexander (1887–1950)
Baseball Hall of Fame pitcher

Fred Astaire (1899–1987)
dancer and actor

Max Baer (1909–1959)
boxer

Marlon Brando (1924–2004)
Academy Award-winning actor

William Jennings Bryan (1860–1925)
U.S. Secretary of State, U.S. Representative, Democratic Party nominee for president 1896, 1900, and 1908, and prosecuting attorney in Scopes Trial

Warren Buffett (1930–)
investor; Forbes Magazine's 2008 Richest Man in the World

Richard N. Cabela (1936–)
entrepreneur, founder of Cabela's sporting store

Johnny Carson (1925–2005)
comedian

Joba Chamberlain (1985–)
Professional baseball player for the New York Yankees

Dick Cheney (1941–)
46th U.S. Vice-president

Henry Fonda (1905–1982)
Academy Award-winning actor

Bob Gibson (1935–)
Baseball Hall of Fame pitcher for St. Louis Cardinals

Alex Gordon (1984–)
Professional baseball player for the Kansas City Royals

Marg Helgenberger (1958–)
actress (CSI, Mr. Brooks, In Good Company)

Peter Kiewit (1900–1979)
contractor, investor and philanthropist

Jaime King (1979–)
actress (My Name is Earl)

Ted Kooser (1939–)
Poet Laureate of the United States and Pulitzer Prize winner

Larry the Cable Guy (1963–)
comedian

Malcolm X (1925–1965)
civil rights leader

Nick Nolte (1941–)
actor, producer

Edwin Perkins (1889–1961)
inventor of Kool-Aid, philanthropist

Andy Roddick (1982–)
tennis star, 2003 U.S. Open Champion

Gale Sayers (1943–)
Football Hall of Fame running back for the Chicago Bears

Elliott Smith (1969–2003)
singer-songwriter

Hilary Swank (1974–)
2-time Academy Award-winning actress

Gabrielle Union (1973–)
actress (10 Things I Hate About You, Bring It On, Ugly Betty)

James Valentine (1978–)
Maroon 5 guitarist

Paula Zahn (1956–)
Former News anchor for CNN

OMAHA, NEBRASKA



Omaha is Nebraska's largest city and is less than an hour's drive from Lincoln. With a population of nearly 800,000, Omaha has a clear metropolitan feel to go along with a down-home charm like that of many Midwestern towns.

Omaha is home to Rosenblatt Stadium (top), the NCAA College World Series, the AAA Omaha Royals, the world-renowned Henry Doorly Zoo (bottom), the Joslyn Art Museum (bottom), and Qwest Center Omaha (top), which hosts the 2010 NCAA Wrestling Championships.



NATIONAL POWERS

One of the nation's premier athletic programs, Nebraska is dedicated to and successful in all 23 of its varsity sports. In 2008-09, five Husker teams finished among the top 10 in their respective sports. Nebraska has won a total of 24 team national championships since 1970, including a fifth bowling crown in 2009, eight men's gymnastics titles, five football championships, three volleyball titles and three women's track and field championships.

Individually, several Huskers excelled in 2008-09. Jordan Burroughs and Nicholas Gordon each captured individual national titles in their respective sports. Burroughs put together the only undefeated season in Nebraska wrestling history, finishing 35-0 en route to the NCAA title at 157 pounds.

Gordon captured the NCAA indoor long jump national championship with a leap of 26-4 1/4. Bowler Cassandra Leuthold helped lead Nebraska to the NCAA bowling title, as she was named the championship's Most Outstanding Performer. On the volleyball court, Jordan Larson capped a tremendous career by earning All-America honors for the third straight season, while becoming the first player in Big 12 history to be named Player of the Year and Defensive Player of the Year in the same season.


Overall, Nebraska produced 21 individuals who captured 27 All-America awards in their respective sports in 2008-09.

Nebraska finished either first or second in the conference in five sports, including the volleyball program's 11th title in the 13-year history of the Big 12 Conference. The Huskers also added Big 12 titles last season in wrestling and men's outdoor track, which marked the track and field program's 100th all-time conference championship. The NU football team also tied for first in the Big 12 North Division under first-year head coach Bo Pelini.




1

2



1 Defensive tackle Ndamukong Suh helped a resurgent Nebraska defense finish second in the Big 12 in total defense in 2008. Suh bolstered Nebraska's efforts on defense as the Blackshirts paved the way for six wins in the Cornhuskers' last seven games, including a victory in the 2009 Gator Bowl over Clemson. Suh entered this season on the watch lists for the Outland Award and Lombardi Trophy and was a preseason All-American by numerous publications.

2 Jordan Larson was a three-time All-American on the court while leading Nebraska to three trips to the NCAA Semifinals in the past four seasons, including the 2006 national title. In a stellar senior campaign, Larson earned her second straight first-team All-America award, while claiming third-team CoSIDA Academic All-America honors.



BIG 12 LEADERS

In addition to Nebraska's success at the national level, the Huskers have been a leader in the powerful Big 12 Conference since its inception. Nebraska has captured 66 total team titles, including a league-high 21 championships in track and field, 11 in volleyball, eight in soccer and women's gymnastics, seven in baseball, six in softball, two each in football and swimming and diving and one in wrestling.

The Huskers have won more Big 12 Conference championships than any other league school in the following categories:

Baseball Regular Season: 3	Women's Indoor Track: 5
Baseball Postseason: 4	Men's and Women's Track: 11
Baseball Overall: 7	Women's Gymnastics: 8
Men's Indoor Track: 9	Soccer Postseason: 5
Men's Outdoor Track: 5	Volleyball: 11
Men's Track Combined: 14	



3 All-American Nicholas Gordon captured the 2009 NCAA indoor national championship in the long jump with a winning leap of 26-4 1/4 in his final attempt. Following the season, Gordon earned a spot in the 2009 World Championships with a personal-best jump of 26-7 1/4.

4 With the return of two-time All-Big 12 first-team performer Kelsy Griffin, Nebraska will be gunning for its seventh straight postseason appearance in 2010.

5 Molly Hill led Nebraska to its 14th NCAA Tournament appearance in 15 seasons in 2009. Hill was a first-team All-Big 12 selection and a first-team CoSIDA Academic All-American, which marked her second straight academic All-America award.

6 The Nebraska bowling team won the 2009 NCAA national championship, marking the Huskers' third title in the six years that bowling has been an NCAA sport. All-American Cassandra Leuthold was named the championship's Most Outstanding Player.

7 Jordan Burroughs made Husker history while winning the 2009 national title at 157 pounds. Burroughs finished a perfect 35-0 en route to winning the national championship, becoming the only Husker ever to post an undefeated season.

BIG 12 CONFERENCE

Formed before the 1996-97 campaign, the Big 12 Conference has been one of the strongest basketball leagues in the nation over the past 13 years. Big 12 squads play a 16-game conference schedule including home and away contests with each divisional foe and one contest with each school in the opposite division. The Huskers' division includes Colorado, Iowa State, Kansas, Kansas State and Missouri.

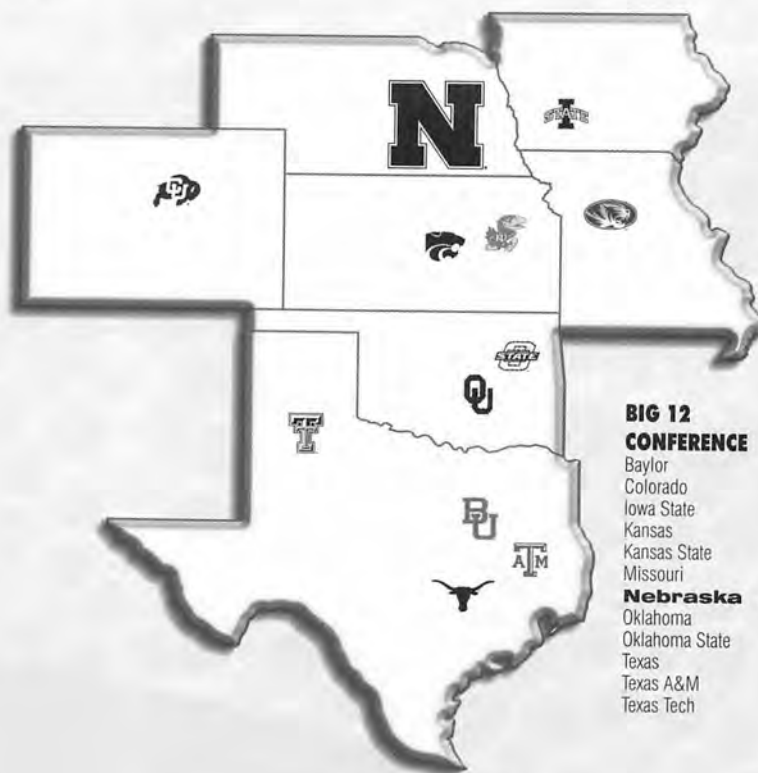
The conference tournament has been contested in Kansas City, Dallas and Oklahoma City since its inception in 1977. The 2010 Big 12 Championship returns to the Sprint Center in Kansas City.



The Big 12 Men's Basketball Championship returns to Kansas City and the Sprint Center in 2010. More than 113,000 people came through the gates during the 2009 league championship at the Ford Center in Oklahoma City.

BIG 12 CONFERENCE FACTS

- The Big 12 Conference is the only league in the country with a top-2 selection in the NBA Draft each of the past four years. Overall, 14 players were drafted from Big 12 teams in the past two seasons.
- The Big 12 owns the nation's best winning percentage in NCAA Tournament play since 2003.
- The conference has had five different players named consensus All-Americans over the last three years. The total is two more than any other Division I conference.
- Since 2002, the Big 12 has had more NCAA regional finalists than any other conference and has had 20 teams reach the Sweet 16.
- The Big 12 had six teams in the top 42 nationally in scoring offense last year, more than any other league. There have been a total of 43 career 30-point games by Big 12 athletes who were active in 2008-09.
- The Big 12 had seven teams finish in the top 45 of the final RPI published by the NCAA, tied for the most of any Division I conference.
- Big 12 teams recorded a .769 winning percentage and a league-record 153 victories in non-conference games in 2008-09. The win total was second in the nation.
- The Big 12 set a league attendance record and surpassed the two-million fan mark for the third consecutive season in 2008-09.



For more information on the Big 12 Conference, see page 207 of this media guide or check out the league on the Internet at www.big12sports.com.

NEBRASKA

1

[Outlook](#)

[Players](#)

[Coaches](#)

[Administration](#)

[Opponents](#)

[Review](#)

[Records](#)

[History](#)

[Media](#)

2009-10 Nebraska Rosters

NUMERICAL ROSTER

No.	VL	Name	Pos.	Ht.	Wt.	Yr.	Hometown (High School / Other School)
0		Mitch Albers ^	G	6-3	180	Jr.	Papillion, Neb. (Papillion-La Vista / Nebraska-Omaha)
1		Eshaunte Jones	G	6-4	190	RFr.	Fort Wayne, Ind. (North Side / Hargrave Military (Va.) Academy)
2		Myles Holley	G	6-4	190	So.	Norfolk, Va. (Booker T. Washington / Brunswick (N.C.) CC / Heat Academy)
3	*	Brandon Richardson	G	6-0	190	So.	Los Angeles, Calif. (Hawthorne)
5	***	Sek Henry	G	6-4	200	Sr.	Los Angeles, Calif. (Lynwood / Patterson School (N.C.))
11		Christian Standhardinger	F	6-8	210	Fr.	Munich, Germany (Erdgas Ehingen/Urspringschule)
12		Matt Karn	G	6-3	190	Sr.	Philpot, Ky. (Ohio County / Shawnee (Ill.) CC)
13		Brandon Ubel	F	6-10	220	Fr.	Overland Park, Kan. (Blue Valley West)
14		Christopher Niemann	C	6-11	265	So.	Kühlungsborn, Germany (Erdgas Ehingen/Urspringschule)
15		Ray Gallegos	G	6-3	175	Fr.	Jordan, Utah (West Jordan)
20		Drake Beranek ^	G	6-3	185	Sr.	Ravenna, Neb. (Ravenna / Nebraska-Kearney)
21		Brian Diaz	C	6-11	235	RFr.	Caguas, Puerto Rico (Colegio Bautista de Caguas)
23		Quincy Hankins-Cole	F	6-8	240	Jr.	Roosevelt, N.Y. (Roosevelt / Polk (Fla.) CC)
24		Adrien Coleman	G	6-4	195	Fr.	Stone Mountain, Ga. (Stephenson)
30	*	Toney McCray	G	6-6	205	So.	Missouri City, Texas (Fort Bend Elkins)
33		Mike Fox	G	6-4	195	RFr.	Beatrice, Neb. (Beatrice / Northwest Missouri State)
34		Lance Jeter	G	6-3	225	Jr.	Beaver Falls, Pa. (Beaver Falls / Cincinnati / Polk (Fla.) CC)
35	**	Ben Nelson	F	6-9	230	Sr.	Atwater, Minn. (Atwater-Cosmos-Grove City)
44	***	Ryan Anderson	G	6-4	205	Sr.	Seattle, Wash. (Rainier Beach)

ALPHABETICAL ROSTER

No.	VL	Name	Pos.	Ht.	Wt.	Yr.	Hometown (High School / Other School)
0		Albers, Mitch ^	G	6-3	180	Jr.	Papillion, Neb. (Papillion-La Vista / Nebraska-Omaha)
44	***	Anderson, Ryan	G	6-4	205	Sr.	Seattle, Wash. (Rainier Beach)
20		Beranek, Drake ^	G	6-3	185	Sr.	Ravenna, Neb. (Ravenna / Nebraska-Kearney)
24		Coleman, Adrien	G	6-4	195	Fr.	Stone Mountain, Ga. (Stephenson)
21		Diaz, Brian	C	6-11	235	RFr.	Caguas, Puerto Rico (Colegio Bautista de Caguas)
33		Fox, Mike	G	6-4	195	RFr.	Beatrice, Neb. (Beatrice / Northwest Missouri State)
15		Gallegos, Ray	G	6-3	175	Fr.	Jordan, Utah (West Jordan)
23		Hankins-Cole, Quincy	F	6-8	240	Jr.	Roosevelt, N.Y. (Roosevelt / Polk (Fla.) CC)
5	***	Henry, Sek	G	6-4	200	Sr.	Los Angeles, Calif. (Lynwood / Patterson School (N.C.))
2		Holley, Myles	G	6-4	190	So.	Norfolk, Va. (Booker T. Washington / Brunswick (N.C.) CC / Heat Academy)
34		Jeter, Lance	G	6-3	225	Jr.	Beaver Falls, Pa. (Beaver Falls / Cincinnati / Polk (Fla.) CC)
1		Jones, Eshaunte	G	6-4	190	RFr.	Fort Wayne, Ind. (North Side / Hargrave Military (Va.) Academy)
12		Karn, Matt	G	6-3	190	Sr.	Philpot, Ky. (Ohio County / Shawnee (Ill.) CC)
30	*	McCray, Toney	G	6-6	205	So.	Missouri City, Texas (Fort Bend Elkins)
35	**	Nelson, Ben	F	6-9	230	Sr.	Atwater, Minn. (Atwater-Cosmos-Grove City)
14		Niemann, Christopher	C	6-11	265	So.	Kühlungsborn, Germany (Erdgas Ehingen/Urspringschule)
3	*	Richardson, Brandon	G	6-0	190	So.	Los Angeles, Calif. (Hawthorne)
11		Standhardinger, Christian	F	6-8	210	Fr.	Munich, Germany (Erdgas Ehingen/Urspringschule)
13		Ubel, Brandon	F	6-10	220	Fr.	Overland Park, Kan. (Blue Valley West)

^ - must sit out 2009-10 season under NCAA transfer guideline

COACHES AND STAFF

Head Coach:

Doc Sadler (Arkansas, 1982)
55-40 in three seasons at Nebraska
103-58 in five seasons as Division I head coach
223-97 career record in 10 seasons as head coach

Assistant Coaches:

Philip Mathews (UC Irvine, 1970)
David Anwar (Fitchburg College, 1998)
Walter Roese (BYU-Hawaii, 1994)

Director of Operations: Chris Croft

Video Coordinator: Jim Shaw

Assistant Athletic Trainer: R.J. Pietig

Basketball Strength Coach: Rusty Ruffcorn

Equipment Manager: Pat Norris

Graduate Manager/Player Development:

Tony Schamber

Student Assistant Coach: Chris Balham

PRONUNCIATION GUIDE

Eshaunte Jones.....	E-shawn-tay
Christopher Niemann.....	NEE-man
Brandon Ubel.....	YOU-bell
Ray Gallegos.....	Guh-lay-goes
Christian Standhardinger.....	Stand-hard-ing-er

Roster Breakdown

LETTERMEN RETURNING

Name, Yr., Pos.	Exp.	G-GS	MP-Avg.	FG-FGA (FG%)	3FG-3FGA (3FG%)	FT-FTA (FT%)	Reb-Avg.	A	TO	B	S	TP-Avg.
*Sek Henry, Sr., G	3 VL	31-29	787-25.4	84-190 (.442)	26-76 (.342)	55-80 (.688)	105-3.4	64	49	8	29	249-8.0
Ryan Anderson, Sr., G	3 VL	30-12	720-24.0	72-179 (.402)	33-97 (.340)	36-50 (.720)	115-3.8	57	31	3	41	213-7.1
Toney McCray, So., G	1 VL	30-3	492-16.4	69-152 (.454)	10-29 (.345)	24-41 (.585)	83-2.8	19	39	18	24	172-5.7
Brandon Richardson, So., G	1 VL	27-0	414-15.3	32-80 (.400)	16-51 (.314)	32-39 (.821)	34-1.3	24	17	0	25	112-4.1
#Ben Nelson, Sr., F	2 VL	11-0	23-2.1	0-0 (.000)	0-0 (.000)	3-4 (.750)	4-0.4	1	3	0	0	3-0.3

LETTERMEN LOST

Name, Yr., Pos.	Exp.	G-GS	MP-Avg.	FG-FGA (FG%)	3FG-3FGA (3FG%)	FT-FTA (FT%)	Reb-Avg.	A	TO	B	S	TP-Avg.
\$Ade Dagunduro, G	2 VL	31-31	800-25.8	143-275 (.520)	11-32 (.344)	101-145 (.697)	135-4.4	44	58	14	39	398-12.8
\$Steve Harley, G	2 VL	31-31	937-30.2	120-291 (.412)	22-64 (.344)	53-86 (.616)	95-3.1	61	44	2	45	315-10.2
Cookie Miller, G	2 VL	30-22	856-28.5	69-162 (.426)	23-59 (.390)	58-71 (.817)	64-2.1	109	59	0	45	219-7.3
\$#Paul Velander, G	4 VL	31-2	717-23.1	65-168 (.387)	60-150 (.400)	31-38 (.816)	51-1.6	22	18	1	16	221-7.1
@Chris Balham, F	3 VL	27-23	273-10.1	19-38 (.500)	0-0 (.000)	17-26 (.654)	62-2.3	2	19	2	0	55-2.0
#Cole Salomon, G	2 VL	16-0	61-3.8	2-8 (.250)	0-1 (.000)	4-6 (.667)	9-0.6	2	3	2	1	8-0.5
\$#Nick Krenk, G	3 VL	12-1	29-2.4	0-4 (.000)	0-2 (.000)	0-0 (.000)	1-0.1	4	2	0	0	0-0.0
#Andrew Wicklund, G	1 VL	--- Did not play (injured) ---										

All stats are from 2008-09. *-started at least 60 percent of team games in 2008-09. S-completed eligibility. #-walk-on. @-graduated in August 2009, and taking medical exemption this season.

2008-09 SCHOLARSHIP REDSHIRTS

Name, Yr., Pos.	Exp.	Ht.	Wt.	Hometown (Last School)	Career Stats/Highlights
Brian Diaz, RFr., C	HS	6-11	235	Caguas, Puerto Rico (Colegio Bautista de Caguas)	• Enrolled at NU on Jan. 17, 2009 but decided to redshirt; Averaged about 17 ppg and 10 rpg with 3 bpg in 2007-08; Helped team to national title in 2006
Eshaunte Jones, RFr., G	HS	6-4	190	Fort Wayne, Ind. (Hargrave Military [Va.] Academy)	• Played four games at NU before redshirting; Averaged 1.8 ppg, 1.3 rpg, 2-5 3ptr.; Helped Hargrave to 12-0 start (averaged 15.0 ppg) before injury sidelined for year
Christopher Niemann, So., C	HS	6-11	265	Kuhlungsborn, Germany (Erdgas Ehingen/Urspringschule)	• Led team to title in German NBBL, under-19 league in 2007-08; Forced to sit out 2008-09 at NU under NCAA ruling

2009-10 SCHOLARSHIP NEWCOMERS

Name, Yr., Pos.	Exp.	Ht.	Wt.	Hometown (Last School)	Career Stats/Highlights
Adrien Coleman, Fr., G	HS	6-4	195	Stone Mountain, Ga. (Stephenson)	• Talented three-star recruit who was ranked No. 73 SG nationally by ESPN.com; Averaged 28.5 ppg as senior; Helped team to 63 wins in last three years
Ray Gallegos, Fr., G	HS	6-3	175	Jordan, Utah (West Jordan)	• MVP of first-team all-state squad as a senior after leading West Jordan to state title; Averaged 16.7 ppg to rank sixth in state, and second in state w/ 2.5 3ptr./gm
Quincy Hankins-Cole, Jr., F	JC	6-8	240	Roosevelt, N.Y. (Polk [Fla.] CC)	• Helped team to 26-6 record and was all-conference with 15.8 ppg, 12.3 rpg, 1.7 spg; No. 42 JC product in country; Second in region in rebounding, 16th FG% (53.0)
Myles Holley, So., G	JC	6-4	190	Norfolk, Va. (Patrick Henry [Va.] CC)	• At JUCO, averaged 13.2 ppg, 9.5 rpg at Brunswick (N.C.) CC, helping team to 28-5 record; named all-state two years in high school, including Tidewater POY
Lance Jeter, Jr., G	JC	6-3	225	Beaver Falls, Pa. (Polk [Fla.] CC)	• Honorable-mention All-America and league player of year averaging 15.9 ppg, 5.7 rpg, 4.6 apg, 2.0 spg; No. 50 JC product in country; Helped team to 26-6 record
Christian Standhardinger, Fr., F	HS	6-8	210	Munich, Germany (Erdgas Ehingen/Urspringschule)	• Averaged 22.2 ppg, 8.5 rpg, 2.1 apg, 1.6 spg for Ehingen in 2009; Gained 17.1 ppg and 7.4 rpg the previous year; Fourth international signee under coach Doc Sadler
Brandon Ubel, Fr., F	HS	6-10	220	Overland Park, Kan. (Blue Valley West)	• First-team all-state honors as senior; Averaged 17.7 ppg, 7.6 rpg for team highs; Ranked among top 80 forwards nationally by Scout.com; 16 ppg, 6 rpg as junior

ROSTER BY CLASS

Seniors (5)

Ryan Anderson, Drake Beranek*, Sek Henry, Matt Karn, Ben Nelson

Juniors (3)

Mitch Albers*, Quincy Hankins-Cole, Lance Jeter

Sophomores (4)

Myles Holley, Toney McCray, Christopher Niemann, Brandon Richardson

Redshirt Freshmen (3)

Brian Diaz, Mike Fox, Eshaunte Jones

Freshmen (4)

Adrien Coleman, Ray Gallegos, Christian Standhardinger, Brandon Ubel

*must sit out 2009-10 season under NCAA transfer guidelines

ROSTER BY STATE/COUNTRY

Nebraska (3): Mitch Albers, Drake Beranek, Mike Fox

California (2): Sek Henry, Brandon Richardson

Germany (2): Christopher Niemann,

Christian Standhardinger

Georgia: Adrien Coleman

Indiana: Eshaunte Jones

Kansas: Brandon Ubel

Kentucky: Matt Karn

Minnesota: Ben Nelson

New York: Quincy Hankins-Cole

Pennsylvania: Lance Jeter

Puerto Rico: Brian Diaz

Texas: Toney McCray

Utah: Ray Gallegos

Virginia: Myles Holley

Washington: Ryan Anderson



2009-10 Season Outlook



Expectations are on the rise in Lincoln. After back-to-back postseason appearances and 55 wins over the past three seasons under coach Doc Sadler, the Huskers look to take the next step in their progression toward the top of the Big 12 Conference.

36

Every year, coaches open the season talking about how different their team is from a year ago. Players graduate, newcomers join the program and the trek starts all over again with thoughts of dancing in March still in their head.

When Nebraska coach Doc Sadler talks about his 2009-10 Cornhuskers, there will be no way to understate how different this team will be from the one that won 18 games and earned a postseason bid last year. That was a veteran squad defined by the effort it displayed, a fact shown by its eight wins in Big 12 play – the most in a decade – despite being the shortest team in Division I.

Throw those heights, statistics and records out the window this year as only four scholarship letterwinners return from that squad. New this season will be three mature junior college players, four highly talented true freshmen and the addition of two redshirted players who could have made significant contributions last year. Among those in the running to see bountiful minutes of playing time are four players standing at least 6-8, three more than NU had available last year. Add in the stout defensive principles Sadler teaches, mix it all together and what Husker fans hope to see is a recipe for success.

EXPECTATIONS ON THE RISE

The recent expectations of Husker fans have been on the upswing since Sadler arrived in 2006. Each year of his tenure, Nebraska has found a way to improve in the win column during Big 12 Conference play. Every one of his teams has won at least 17 games and the past two have ended the year with postseason appearances.

Those type of accomplishments are rare in Lincoln, placing greater outside expectations on Sadler's squad. But the veteran coach is quick to point out the expectations raised by last year's team do not necessarily translate to this year's squad.

"One thing about last year's team that will be different than this year's team is that I think there was carryover as far as expectations within the program," Sadler said. "This team this year is more like my first year here. For the most part, they don't know what to expect of me, nor am I going to know what to expect of them because of the number of new people.

"The good thing is that from this point forward, there will be good carryover because there are so many younger players."

Bringing the younger players up to speed on his way of playing will be easy for Sadler, who has a

reputation as a master motivator.

"You almost have to start completely over. You have to start from ground level this year," Sadler said. "We need to teach them what we stand for. As I've said from the start, we are going to be a team that day-in and day-out plays hard and does things the right way. Because of that, winning will take care of itself. Obviously with so many new guys, effort is something we have to teach this team."

While trying to get so many newcomers on the same page may be a challenge, one benefit of the influx of talent is the additional depth the Huskers have compared to recent years. Sadler believes that it will produce a more competitive atmosphere and will push players to be on top of their game starting from the first practice of the season.

"I think the thing I'm most encouraged about is the competition we're going to have in practice," Sadler said. "It's really going to be the first time since I've been here that I think competition for every position is wide open. That's only going to make us better over time. I'm looking forward to that competition, and hopefully that'll lead to more wins down the road. I don't know if it will or not, but I do like these guys and what they bring to the table."

RETURNING TEAM STATS

Pct. of scoring	37.8 (756/1999)
Pct. of rebounds	40.2 (346/861)
Pct. of field goals made	37.8 (259/686)
Pct. of field goals attempted	38.7 (608/1,571)
Pct. of 3-point FG made	42.2 (87/206)
Pct. of 3-point FG attempted	45.1 (258/571)
Pct. of free throws made	35.9 (151/421)
Pct. of free throws attempted	35.8 (215/600)
Pct. of assists	40.5 (166/410)
Pct. of steals	44.9 (119/265)
Pct. of blocks	55.8 (29/52)
Pct. of minutes	39.9 (2,482/6,225)

RETURNING STAT LEADERS

Points per game	Sek Henry - 8.0
Rebounds per game	Ryan Anderson - 3.8
Assists per game	Sek Henry - 2.1
Steals per game	Ryan Anderson - 1.4
Blocked Shots per game	Toney McCray - 0.6
Games Started	Sek Henry - 29
Minutes Played	Sek Henry - 787
Field Goals Made	Sek Henry - 84
Field Goal Pct.	Toney McCray - 45.4
Free Throws Made	Sek Henry - 55
Free Throw Pct.	Brandon Richardson - 82.1
3-Pointers Made	Ryan Anderson - 33
3-Point Field Goal Pct.	Sek Henry - 34.2

NOTE: All statistics based on returning player stats and percentage of overall team totals from 2008-09

BUILDING ON THE FOUNDATION

Sadler focuses on teaching effort and toughness. Those two principles are needed for his players to be able to play the game – especially defense – the way Sadler expects it to be played. And playing defense is a staple of what the Huskers have come to stand for under Sadler.

Nebraska has led the Big 12 Conference in scoring defense each of the past two years and the Huskers were among the top 25 nationally in scoring defense. Last season, they even led the Big 12 in scoring defense during league play for the first time in history.

As Nebraska looks to continue its defensive success under Sadler this season, it may have more talent on the squad to employ than in previous seasons.

"I really like this basketball team as far as the talent and the size," Sadler said. "The guard play -- their size and athleticism -- is as important as it is for the big guys inside. We're starting to look more like a Big 12 team athletically and size-wise, and that is a good sign for the future."

Part of what Sadler is building at Nebraska is centered around the fact that while size and skill will help, effort remains the foundation of everything the Huskers are trying to do on the court.

"The thing I have always said is that the guys who play the hardest, regardless of their size, are the ones who will play," Sadler said. "It helps to have big guys who play hard. But just because you're tall doesn't mean you should get minutes if you don't play as hard as the guys beside you. That's never going to change

with me, but I do believe the big guys we have will eventually be guys you look out and say those guys play hard too.

"I think for the first time with size, we at least look like a team that belongs as a member of this league. Unfortunately we're looking like that team in a bad year, because this league is going to be really, really difficult. As most people know, it's going to be considered the top league in the country. You've got two teams that legitimately have a chance to win a national championship. And then some teams in the second level, it's no question they're going to have the best teams they've had in a while, so it's going to be difficult every night."

OVERCOMING INEXPERIENCE

Last year, the Huskers had five players returning who had started at least 19 games the previous season and had 11 letterwinners overall back from a 20-win squad. The benefit of experience will not be on Nebraska's side this year as only four scholarship letterwinners return. Of those, only two have played more than 500 minutes in their career.

"Even though I'm saying it's a talented basketball team, you're looking at only two guys who have gotten significant minutes so far in their careers in Sek Henry and Ryan Anderson," Sadler said. "Toney McCray and Brandon Richardson are the other two who've played a little bit, but we're going to need to have others who've never been in a Division I game step up too."

Outside of those four, Sadler may need to keep a roster handy at practices as new faces will be stepping on the court on every possession. All told, there are 19 players on the squad this season and only six have ever played in a Division I contest.

Every season, coaches hope to see their seniors provide the necessary leadership within the team. With that amount of inexperience, Sadler knows that

his senior leaders – Ryan Anderson and Sek Henry – will need to raise the bar even higher. The benefit is that Anderson and Henry both came in Sadler's first season and have come to understand Sadler's demands on the court.

"We obviously lack experience in a lot of areas, so we need Ryan and Sek to step it up. If we have success this year, those seniors have to play like we know they're capable of every day," Sadler said.

Anderson is the Huskers' most proven offensive threat entering the season. The savvy 6-4 guard – who has played the 4 spot each of his first three years – begins his final season already ranked among the top 10 3-point shooters in school history in both made treys and 3-point percentage. He's also quietly moved up the career scoring chart, and is within reach of becoming the 25th 1,000-point scorer in school history.

Though Anderson may be the Huskers' active leader in scoring, rebounding, assists and steals, he struggled much of last season playing without the benefit of a true low-post presence. The Huskers are hoping with the addition of several young big guys in the paint in 2009-10 that Anderson will regain his form from his freshman year when he played with all-conference center Aleks Maric.

"Ryan is the kind of player who feeds off other people," Sadler said. "His experience always comes into play, and Ryan's forte is to play hard. He gets baskets from playing hard and hopefully he can get more from that with a low-post presence on the floor with him again this season."

While Anderson may have better career offensive numbers, Henry has earned a reputation as one of the Huskers' top man-to-man defenders, leading to his appearance in every Husker contest (95 games entering the season) since he arrived in Lincoln in 2006. This year, his focus will be on being more



Senior Ryan Anderson is the Huskers' active leader in scoring, rebounds, 3-pointers, assists and steals entering 2009-10.



One of the Husker's top defensive players, senior Sek Henry will look to add a consistent offensive punch in 2009-10.

consistent on the offensive end where he's shown flashes of an explosive game but never for an extended period of time.

"That's what we need Sek to do," Sadler said. "He's a senior and needs to play the best basketball this year since he's been here."

OPPORTUNITIES AWAIT

Nebraska returns only 37 percent of its scoring from last season, presenting a great chance for a number of players to step up into new roles.

"I like to think that there's an opportunity out there," Sadler said of where the team's scoring will come from this year. "One reason we struggled some scoring last year was our depth. We got tired, but I don't think that will be a problem with our depth now. I also think we'll be able to score better on the low post and that always helps open things up.

"I don't think there are any labels for anyone right now. The thing they have to do is go out and play as hard as they can play, play with confidence and do the things we ask them to do. If they do that, things will turn out good."

While Anderson and Henry will be heavily counted on to lead by example, a pair of returning sophomores and a handful of newcomers could also fill scoring roles this season.

Toney McCray is a talented young wing who has excellent size and a solid skill set. He can score in a variety of ways and provided solid help on defense last year as a redshirt freshman, ranking eighth on the NU freshman chart for blocked shots. He showed a glimpse of his ability when he was selected the Big 12 Rookie of the Week on two occasions last year.

Sadler also looks forward to seeing the development of sophomore **Brandon Richardson**.

Despite being slowed early in the conference slate last year with an injury, he showed promise as one of the team's strongest shooters from the perimeter.

"We need them to provide some experience, but they haven't played a whole lot of college basketball," Sadler said of McCray and Richardson. "With that said, they are two of our more experienced guys and for sophomores, they have to take on quite a bit. They have to come through for us to have a good season."

NEW FACES TO PROVIDE A LIFT

The back court will be crowded this season with a number of newcomers looking to step in and provide a lift. While he isn't technically a newcomer, guard **Eshaunte Jones** can be added to that list as he will likely see the first significant action of his career after sitting out all but four games last year with an injury. He received a medical redshirt and following surgery to repair his foot, looks to show he's back to 100 percent of the player who was considered one of the top five prep players in his native Indiana as a senior.

"When he is healthy, his strength is that he can shoot the basketball. When he has an opportunity to get open shots, he can be a guy you can count on to make some," Sadler said.

Junior college transfers **Lance Jeter**, an honorable-mention All-American last year, and **Myles Holley** also figure to challenge for immediate playing time in the back court. The pair bring a strong work ethic, tremendous size and athleticism, and could give the Huskers a new dimension.

"Obviously Lance brings size at point guard and Myles brings athleticism that we haven't had before," Sadler said. "I've said so many times that I think we've been an OK team before Big 12 play starts, but once we've gotten into the Big 12, the stakes are bigger, the players are bigger and our size became an issue. Over a 30-game schedule, we would break down. With the way it is now with our size, hopefully we'll be better once we get into those Big 12 games."

The Huskers also have a pair of freshmen guards who could make an impact this season. **Ray Gallegos** will be one of the quickest Huskers on the court and his ability to break down defenses will be a boost for the NU offense. **Adrien Coleman** brings good size and is a slasher with the ability to get to the basket off the dribble.

"Of all the guys, early in the year I've been most pleased with the true freshmen," Sadler said. "They work hard. The good news is that I really believe for first time that I can look beyond this year and say that we could put a run together for two or three straight years with these guys. And that's good and that can only happen because I have that much confidence in the freshmen and sophomores that are here now."

Among that group of freshmen are a pair of forwards who are likely to make contributions this year. **Brandon Ubel** (6-10, 225) has impressed coaches and teammates with his ability and savvy despite being the third-youngest player in the Big 12 this season, while **Christian Standhardinger** (6-8, 210) is a highly touted rookie who has a significant background playing at the highest levels in his native Germany.

Redshirt freshman center **Brian Diaz** may be the most intriguing addition to the Husker lineup this season. The Huskers' tallest player at 6-11, Diaz has a variety of offensive post moves and an impressive set of skills that includes range out to the 3-point line.

"Brian may be one of the more skilled big guys I've coached, but we've still never seen him in college competition other than practices," Sadler said. "He's never been in game situations so it's going to take some time for him to adjust, but I do think he can be a very good player."

Diaz practiced with the team during the second semester last year and benefitted from a redshirt season that included daily battles with 6-11, 265-pounder **Christopher Niemann**. The German sophomore was expected to be a stalwart in the paint this season but a torn ACL in the last week of August will sideline him for the season.

While Diaz may be the tallest Husker, newcomer **Quincy Hankins-Cole**, who stands 6-8, 240, will eat up as much space in the paint as anyone. Hankins-Cole was one of the nation's top rebounders in junior college and will provide a key ingredient for the Huskers, who were last in the conference in rebounding a year ago.

TOUGH ROAD AHEAD

With so many newcomers, it may take a little time for the team to come together, however, it does not have the benefit of an easy schedule. The non-conference slate is packed with pitfalls including five difficult games away from home against Saint Louis, USC, Creighton, Tulsa and either BYU or Nevada. Add in the fact the Huskers play in arguably the toughest conference in the country, and the 2009-10 schedule may be the most difficult in years.

"This non-conference schedule is going to get us ready for Big 12 play, but I think for this team, it's probably a little more difficult than I would have liked," Sadler said. "I don't like the idea that we have five games away from the Devaney Center; that's not good for an inexperienced team. But, it is what it is and we'll prepare and be ready for what's ahead of us."

Add that difficult schedule to the fact that Nebraska will be among the most inexperienced teams in the country and it may lead to pundits picking the Huskers low in the preseason. That's fine with Sadler, who said the only time he cares about rankings and standings is at the end of the season.

"I don't think we've been picked high any year since we've been here, and that doesn't bother me," Sadler said. "I think we have built a foundation where we are ready to maybe take another step. I think the players in this program are talented enough to do that. I just hope it's this year."

"I'm never going to lose sight of the big picture, and I've said so many times that this is not a quick fix problem, and I didn't want it to be. That would mean you don't have a good foundation. I think our foundation is really good - and I'm thankful to the players who started that - but these players now are good enough to build on that foundation. I think down the road people will see that too."

Cornhusker Notebook

HUSKERS LOOK FOR THREE-PEAT AS TOP BIG 12 DEFENSE

In 2009-10, Nebraska will look to continue its dominance on the defensive end under coach Doc Sadler. Each of the past two seasons, the Huskers have led the Big 12 Conference in scoring defense and ranked among the national leaders.

Last year, Nebraska allowed just 60.4 points per game to rank 22nd nationally. A year earlier, it gave up just 60.7 ppg and held on to a final No. 18 national ranking.

Nebraska also led the league in conference-only defense in 2009 by giving up just 62.5 ppg to league teams. NU finished as one of only two teams (also Kansas, 65.4 ppg) that allowed less than 69.0 points per game in Big 12 play.

The Huskers' top-ranked defense last year marked the first time NU had led the league in scoring defense in the Big 12 era.

Dating to the 2007-08 season, Nebraska has held seven of its last 10 Big 12 Conference opponents in the Devaney Center to 57 or fewer points, including three times under 50 points. NU held five teams to less than 57 points in Big 12 play last year, including Missouri (51), Kansas State (51), at Colorado (53), Texas (55) and vs. Colorado (41).

YOUTH WILL BE SERVED

When Nebraska coach Doc Sadler reads down his roster at the start of this season, he could be thinking it's *deja vu* all over again. Like his second campaign in Lincoln when he had only five returning scholarship players on the roster, Sadler will be working with a young and inexperienced squad in 2009-10.

Opening the season, the Huskers have only four returning scholarship players from last year. While seniors Ryan Anderson and Sek Henry have played significant roles for Nebraska over the past three years, they are the only current Huskers with more than 500 minutes of action in their careers. With Anderson and Henry, the only other returning scholarship players are both sophomores - Toney McCray and Brandon Richardson. NU also returns senior walk-on Ben Nelson.

After those five, Sadler will be relying on talented-but-untested newcomers. Among the additions for Nebraska this season are three junior college signees (Lance Jeter, Quincy Hankins-Cole and Myles Holley) along with four true freshmen (Adrien Coleman, Ray Gallegos, Christian Standhardinger and Brandon Ubel). The Huskers will also have the services of two redshirt freshmen (Brian Diaz and Eshaunte Jones) who will look to make an impact.

'09-10 Scholarship Breakdown

- Seniors: 2
- Juniors: 2
- Sophomores: 4
- Freshmen and Redshirt Freshmen: 6

HUSKERS RECEIVE RARE NCAA WAIVER

Nebraska petitioned the NCAA with a waiver that was granted in early September, allowing the Huskers to have 14 players on scholarship for the 2009-10 season. The rare allowance given to NU is only for this season and Nebraska will be required to return to 13 scholarships for the 2010-11 season.

HOLDING COURT

Nebraska has been strong on its home court over the years, and will try to continue an impressive run at home under coach Doc Sadler.

In the history of the Bob Devaney Sports Center, Nebraska has posted a 398-125 record for a .761 winning percentage. In the past three seasons under Sadler, Nebraska has dominated to the tune of a 42-11 record (.793 winning percentage) against all teams.

Facing non-conference opponents, the Huskers have been nearly unbeatable at home under Sadler. During his tenure, the team has earned a 27-1 record at the Devaney Center, with the lone loss coming last season. Last year, NU tied the school record with 31 straight home wins against non-conference teams between 2005 and 2008.

CONTINUING BIG 12 IMPROVEMENT

Since the start of the 2007 conference season, only three teams in the Big 12 Conference have improved their win total in league play each of the subsequent seasons. Nebraska, which is joined in that group by Oklahoma and Oklahoma State, will try to continue that trend in 2010.

The Cornhuskers improved from six wins in 2007 to seven victories in 2008 and finally reached the .500 mark with an 8-8 campaign during 2009. It was the second time in the Big 12 era that Nebraska had improved its conference win total for three straight years, matching the improvement from 2003 (3 wins) to 2004 (6) to 2005 (7).

It is only the ninth time ever that Nebraska has improved its league win total in three straight seasons, and just the second time since 1979 to 1981. Only once have the Huskers improved their conference win total four straight years, from 1952 to 1955.

WINNING WAYS

Nebraska has seen consistent improvement in the final Big 12 standings over the past two seasons and that has helped the Huskers reach the postseason each year. In 2010, the Huskers will be going for their third straight postseason appearance, a streak bettered only twice in Nebraska history.

The Huskers will also be gunning for their third straight 18-win season, as coach Doc Sadler became the first mentor in Nebraska history to push his team to at least 18 wins twice in his first three years on the sideline. Overall, it was only the fourth time that NU won at least 18 games in consecutive seasons. With 18 or more wins this year, it would mark the second-longest such stretch in program history.

ANDERSON AIMS FOR RECORD FINISH

Despite struggling with his shot until the last three weeks of last season, senior guard Ryan Anderson has quietly climbed among the elite 3-point shooters in Nebraska history. Entering his final season in 2009-10, Anderson already ranks eighth in school history with 131 treys, and is ninth in accuracy after hitting 38.1 percent. He will aim to finish his career among the top five 3-point shooters all-time at Nebraska.

Nebraska Career 3-Point Field Goals Made

No.	Player	Years	3-pointers
1.	Cary Cochran	(1999-2002)	268
2.	Eric Piatkowski	(1991-94)	202
3.	Jaron Boone	(1993-96)	181
4.	Erick Strickland	(1993-96)	179
5.	Brian Conklin	(2001-04)	176
6.	Cookie Belcher	(1997-2001)	146
7.	Tyronn Lue	(1996-98)	145
8.	Ryan Anderson (2007-pres.)		131
9.	Paul Velander	(2006-09)	128
10.	Joe McCray	(2005-06)	117

NU Career 3-Point FG Pct. (min. 90 att.)

No.	Player	Years	3FG	3PA	Pct.
1.	Brian Conklin	(2001-04)	176	407	.432
2.	Cary Cochran	(1999-2002)	268	630	.425
3.	Jay-R Strowbridge	(2007-08)	50	122	.410
4.	Clifford Scales	(1988-91)	45	110	.409
5.	Henry T. Buchanan	(1987-88)	67	165	.406
6.	Chris Cresswell	(1990-92)	103	261	.395
7.	Marcus Perry	(2006-07)	98	249	.394
8.	Paul Velander	(2006-09)	128	329	.389
9.	Ryan Anderson (2007-pres.)		131	344	.381
10.	Ray Richardson	(1989-90)	105	278	.378



Ryan Anderson enters the season ranked eighth all-time in 3-pointers made and ninth in 3-point percentage at NU.

2009-10 Nebraska Schedule

Date	Opponent	Location	Time	2008-09 Record (Postseason)
Friday, Nov. 6	Arkansas-Fort Smith (exh.)	Devaney Center	7 p.m.	
Tuesday, Nov. 10	Hastings (exh.)	Devaney Center	7 p.m.	
Saturday, Nov. 14	USC Upstate #	Devaney Center	TBD	9-21
Wednesday, Nov. 18	at Saint Louis (Fox Sports Midwest)	St. Louis, Mo.	7 p.m.	18-14
Saturday, Nov. 21	TCU #	Devaney Center	TBD	14-17
Tuesday, Nov. 24	UMKC (Fox Sports Midwest)	Devaney Center	7 p.m.	7-24
Sunday, Nov. 29	at USC (FSN)	Los Angeles, Calif.	3:30 p.m.	22-13 (NCAA Second Round)
Wednesday, Dec. 2	Texas-Pan American	Devaney Center	7 p.m.	10-17
Sunday, Dec. 6	at Creighton	Omaha, Neb.	4 p.m.	27-8 (NIT Second Round)
Thursday, Dec. 10	Chicago State S (Fox Sports Midwest)	Devaney Center	7 p.m.	19-13
Saturday, Dec. 12	Oregon State (Fox Sports Midwest)	Devaney Center	7 p.m.	18-18 (CBI Champions)
Saturday, Dec. 19	Jackson State S	Devaney Center	7 p.m.	18-15
<i>at Las Vegas Classic</i>				
Tuesday, Dec. 22	vs. Tulsa	Las Vegas, Nev.	7 p.m.	Tulsa, 25-11 (NIT Second Round)
Wednesday, Dec. 23	vs. BYU or Nevada	Las Vegas, Nev.	7 or 9:30 p.m.	BYU, 25-8 (NCAA First Round) Nevada, 21-13 (CBI First Round)
Tuesday, Dec. 29	Southern Utah	Devaney Center	7 p.m.	11-20
Saturday, Jan. 2	Maryland Eastern Shore	Devaney Center	3 p.m.	7-23
Tuesday, Jan. 5	Southeastern Louisiana	Devaney Center	7 p.m.	13-17
Saturday, Jan. 9	at Texas A&M (Big 12 Network)	College Station, Texas	3 p.m.	24-10, NCAA Second Round
Wednesday, Jan. 13	Kansas (ESPN2)	Devaney Center	8 p.m.	27-8, NCAA Sweet 16
Saturday, Jan. 16	Iowa State (Fox Sports Midwest)	Devaney Center	7 p.m.	15-17
Saturday, Jan. 23	at Missouri (Big 12 Network)	Columbia, Mo.	5 p.m.	31-7, NCAA Elite Eight
Wednesday, Jan. 27	at Colorado	Boulder, Colo.	9 p.m.	9-22
Saturday, Jan. 30	Oklahoma (Big 12 Network)	Devaney Center	12:30 p.m.	30-6, NCAA Elite Eight
Tuesday, Feb. 2	Kansas State (Big 12 Network)	Devaney Center	7 p.m.	22-12, NIT Second Round
Saturday, Feb. 6	at Kansas (ESPNU)	Lawrence, Kan.	5 p.m.	27-8, NCAA Sweet 16
Wednesday, Feb. 10	Baylor (ESPN2)	Devaney Center	8 p.m.	24-15, NIT Runner-Up
Saturday, Feb. 13	at Texas (Big 12 Network)	Austin, Texas	3 p.m.	23-12, NCAA Second Round
Wednesday, Feb. 17	at Kansas State (Fox Sports Midwest)	Manhattan, Kan.	6 p.m.	22-12, NIT Second Round
Saturday, Feb. 20	Missouri (Big 12 Network)	Devaney Center	5 p.m.	31-7, NCAA Elite Eight
Wednesday, Feb. 24	at Iowa State (Fox Sports Midwest)	Ames, Iowa	6:30 p.m.	15-17
Saturday, Feb. 27	Texas Tech (Big 12 Network)	Devaney Center	3 p.m.	14-19
Tuesday, March 2	Colorado (Fox Sports Midwest)	Devaney Center	7 p.m.	9-22
Saturday, March 6	at Oklahoma State (Big 12 Network)	Stillwater, Okla.	12:30 p.m.	23-12, NCAA Second Round
<i>at Big 12 Championship</i>				
Wed.-Sat., March 10-13	TBD (ESPN/Big 12 Network)	Kansas City, Mo.	TBD	

- Game times will be determined after Nebraska football home game times are set, approximately two weeks in advance.

S - Teams assigned to play at Nebraska by the Las Vegas Classic.

All Husker games will be heard on the Husker Sports Network and Huskers.com. Select games will also be heard on Sirius Satellite radio.

SCHEDULE NOTES

• Nebraska faces a rugged schedule as it will play 16 of its 31 regular-season games against teams that reached the 2009 postseason. Among the Huskers' opponents that reached last year's NCAA Tournament were: Elite Eight participants Missouri (twice) and Oklahoma, Sweet 16 participant Kansas (twice), NCAA second-round qualifiers Oklahoma State, Texas, Texas A&M and USC. NU will also 2009 postseason NIT qualifiers Baylor (runner-up), Creighton, Kansas State (twice) and Tulsa, along with CBI champion Oregon State. At the Las Vegas Classic, NU will also face either BYU or Nevada, which played in the NCAA and NIT, respectively, last year.

• The Huskers are set to play 18 regular-season games at the Bob Devaney Sports Center for the third straight season. Last year, the Huskers went 14-4 in the building and NU is 42-11 at home under coach Doc Sadler.

• Nebraska will look to keep an outstanding home winning streak alive in 2009-10 as the Huskers' look for their 34th straight winning season at the Bob Devaney Sports Center. The Huskers have never had a losing season in the Devaney Center since the building opened for the 1976-77 campaign.

• Nebraska's second home win of the season will mark its 400th all-time win in the Devaney Center. The Huskers enter the season with a 398-125 record at home in the building since 1976-77 campaign.

• For the third straight season, the Huskers will have at least 21 games televised regionally or nationally, including three games set to be seen around the country on the ESPN family of networks. The Huskers have averaged more than 13 televised contests (national, regional and local) each of the past eight years.

• Nebraska will play five games away from the Devaney Center in non-conference action for the first time since Doc Sadler's first season when the Huskers went 3-3 away from Lincoln in 2006-07. It is the second straight season NU has played three true road games in non-conference play, the most by the Huskers since playing four true road games in 1997-98.

• The Huskers will face USC in the third annual Big 12/Pac-10 Hardwood Classic on Nov. 29. Nebraska will start the series with USC on the road, with the Trojans returning the game to Lincoln in 2010-11.

• Nebraska will face Tulsa and either BYU or Nevada at the Las Vegas Classic on Dec. 22-23. It will be NU's first regular-season tournament since competing in the 2006 Rainbow Classic, where the Huskers went 2-1.

NEBRASKA

1

[Outlook](#)

[Players](#)

[Coaches](#)

[Administration](#)

[Opponents](#)

[Review](#)

[Records](#)

[History](#)

[Media](#)



RYAN ANDERSON

SENIOR | GUARD | 6-4 | 205 | SEATTLE, WASH. | RAINIER BEACH HS

OVERVIEW

During his three seasons in Lincoln, Ryan Anderson has helped the Huskers win 55 games and earn a pair of NIT appearances, the first consecutive postseason berths at Nebraska in a decade.

Following his junior campaign, Anderson is just 226 points shy of joining the Huskers' 1,000-point club. With 420 rebounds to his credit in his first three seasons, Anderson will likely finish his career among the top 25 rebounders in school history. His 113 career steals already rank 15th, just 15 steals from the top 10.

Anderson already has left his mark on the Nebraska record book as he finished his junior season ranked in the career top 10 for 3-pointers and 3-point percentage. A lethal long-range shooter, Anderson has posted 131 treys in his first three years to rank ninth all-time at Nebraska and in position to challenge for a top-five position before his career is over. With the strong finish to last season when he hit nearly 50 percent from beyond the arc over the final half of the Big 12 slate, Anderson also ranks ninth in Cornhusker history on the 3-point percentage chart by hitting at a 38.1-percent clip.

2008-09 (JUNIOR)

Anderson provided a key leadership role for a Cornhusker squad that won 18 games and earned its second straight postseason berth. Among the victories were eight wins in the Big 12 Conference,

giving the Huskers their first .500 record in league play in 10 years.

Anderson's guidance also helped the Huskers remain one of the top defensive teams in the country. Nebraska ranked 22nd nationally and first in the rugged Big 12 in scoring defense by allowing just 60.4 points per game on the season. Despite coming off the bench in all but two league games, Anderson was named to the 2009 Big 12 All-Defensive Team by the league's sportswriters.

On the year, Anderson averaged 7.1 points and 3.8 rebounds per game while hitting 40.2 percent from the floor, including 34.0 percent from long range. Anderson, who despite standing 6-4 has played in the 4 spot each of his three years at Nebraska, showed his versatility as he was second on the team in 3-pointers (33), third in steals (41) and fifth in assists (57). He improved his assist-to-turnover ratio for the third straight season, setting a personal best at 1.8 (57 assists, 31 turnovers).

Anderson's versatility helped him join elite company. During the season, Anderson became just the seventh player in Husker history to record 100 3-pointers, 100 assists and 100 steals in a career, joining Eric Piatkowski, Tyrone Lue, Erick Strickland, Cookie Belcher, Cary Cochran and Jaron Boone. With 160 assists to his credit already, Anderson needs 19 treys and 37 steals as a senior to join Strickland as the only Huskers ever with 150 in each category.

After struggling early in the season, Anderson showed his commitment to coach Doc Sadler's team approach as he came off the bench 17 times in the final 19 games. The end result was that he saw his numbers rise while helping the Huskers finish one game out of fourth place in the Big 12 standings.

Over the final eight games of the regular season, Anderson's numbers were outstanding as he hit 51.0 percent from the floor including a scorching 48.3 percent from beyond the arc while ranking second on the squad in scoring. During that span he hit 26-of-51 attempts from the field, with 14 3-pointers on 29 tries.

Anderson scored at least nine points in four of those contests, a total he reached only four times in his first 20 games of the year. He had a season-high-tying 19 points on 7-of-9 shooting including two 3-pointers at Kansas State and added 11 points against Iowa State and 10 points at Kansas.

At nationally ranked Oklahoma earlier in the season, Anderson poured in 19

points with a season-high four 3-pointers while adding seven rebounds and two assists. In five games against ranked teams, Anderson posted 9.6 points per contest while hitting 11 3-pointers.

Following the narrow loss to OU, Anderson rebounded with 14 points, eight boards and four steals against Oklahoma State. It was one of 11 games on the season he produced at least five rebounds, with his season high coming in a victory over Elite Eight opponent Missouri as he had 10 boards and eight points.

2007-08 (SOPHOMORE)

Anderson became an integral part of the Husker lineup as a sophomore when he was one of only two players to start all 33 contests. Anderson, who started at the 4 spot for the second straight season, scored 8.4 points per game and hit 42.2 percent from the field. He became a more well-rounded player as his averages for rebounds (5.6 rpg), assists (1.7 apg) and steals (1.4 spg) all increased significantly over his rookie year.

Using his basketball savvy to navigate the paint on defense, Anderson ranked 18th in rebounding in the Big 12 Conference. In league-only games, Anderson also ranked 18th with 5.4 boards per game, while also ranking fourth in steals (1.75 spg) and 13th in 3-pointers per game (1.69).

Anderson scored a season-high 21 points with nine rebounds and four steals in a victory over nationally ranked Oregon and added 14 points with five rebounds, four assists and three steals in a four-point loss at nationally ranked Texas. He scored double figures 14 times, including 19 points on 8-of-9 shooting against Texas Tech.

Anderson showed his versatility by posting his first two career double-doubles, both against Missouri. He helped NU to its first league win with a road victory over the Tigers as he had 11 points and 10 rebounds, before coming with back 15 points and 11 rebounds in Lincoln. Anderson finished with seven rebounds in 11 games, three or more assists in nine games and at least two steals in 14 games.

A threat from nearly anywhere on the court, Anderson's 3-point shooting made him a difficult matchup. He hit a team-best 50 treys to become the only player in NU history to hit at least 48 3-pointers in each of his first two years. With 98 treys in two seasons, he owns the second-highest total by a sophomore in school history, trailing only Cary

CAREER HONORS

2009 Big 12 All-Defense Team (Sportswriters)

NU All-Time Top 10 in 3-pters. and 3-pt. Pct.

CAREER HIGHS

Points... 29 at Hawaii (12/22/06)

Rebounds... 11 two times (last 2/13/08)

Field Goals... 8 two times (last 2/9/08)

Free Throws... 8 two times (last 12/15/07)

3-Point Field Goals... 7 at Hawaii (12/22/06)

Assists... 5 three times (last 2/23/08)

Steals... 4 three times (last 2/23/08)

Blocks... 1 eight times (last 1/15/08)

Minutes... 44 vs. Missouri (2/13/08)



Cochran, who had 101 treys in his first two seasons.

In the classroom, Anderson earned Big 12 Commissioner's Fall Honor Roll accolades.

2006-07 (FRESHMAN)

Anderson made an immediate impact for the Huskers as a freshman. Despite playing out of position in the 4 spot, Anderson racked up solid numbers as he was second on the team with 10.1 points and 4.6 rebounds per game.

Anderson's scoring average and 283 total points ranked sixth and ninth, respectively, in the NU freshman record book. He was only the sixth freshman in NU history to average double-figure points. In a well-rounded rookie campaign, he also ranked in the NU freshman top 10 for field goals (103, eighth), rebounds (129, seventh), 3-pointers (48, second) and steals (25, eighth).

Ranking second on the team, Anderson hit an impressive 47.0 percent from the floor on the year. While he had relatively few attempts, Anderson was just as solid from the charity stripe as he hit 74.4 percent (29-of-39).

Despite being slowed by an ankle injury during the start of the conference season, Anderson was still one of the most deadly 3-point shooters in Nebraska history. He finished the season leading the Huskers with 48 3-pointers while his 43.2 percent shooting from outside the arc was second on the team and seventh in Nebraska history.

In his most prolific game of the year, Anderson posted 29 points in a road loss to Hawaii at the Rainbow Classic. Anderson, who just missed tying the NU freshman single-game scoring record of 30 points set by Tyrone Lue in 1997, drained a career-best seven 3-pointers in the contest to tie the Husker freshman record while finishing one away from

the overall mark. He also made six treys at Kansas and set a single-game school accuracy record by going 5-for-5 from beyond the arc at Rutgers.

Anderson just missed out on 20-point contests three other times, including a 19-point performance when he hit 7-of-8 attempts from the floor to help Nebraska to a 73-61 victory over No. 20 Creighton. Anderson's biggest games seemed to come against the top competition as he averaged a team-best 15.8 points and 4.8 rebounds, including hitting 55.0 percent from the floor, in five games against ranked teams.

After struggling with turnovers that left him with a 22-to-36 deficit in assists to turnovers during the non-conference slate, Anderson made solid gains during league play by posting 24 assists against just 20 turnovers.

BEFORE NEBRASKA

Anderson lettered four years at powerhouse Rainier Beach High School. Among the team's accolades with Anderson on the squad was a state title and No. 1 ranking in the nation during his freshman year. That team included future NBA players Jamal Crawford, Nate Robinson and Terrence Williams.

Anderson helped Rainier Beach to a runner-up finish at state as a sophomore. He earned all-conference and all-city honors as a junior and senior, and added first-team all-state accolades as a senior when he averaged 19.4 points, nine rebounds and seven assists per game as the team placed fourth at state with a 23-7 record.

Anderson was ranked among the top 20 players in the western United States by Hoop Review and was named the MVP of the 2006 Northwest Shootout all-star game. He dominated the high school all-star event by scoring 39 points with 10 rebounds.

During summer AAU action, Anderson averaged 12 points, four rebounds and three assists per game to help Friends of Hoop to the semifinal of the 2005 Nike Peach Jam. Later that summer, Anderson and Friends of Hoop won the Main Event title in Las Vegas and reached the Prep Showcase championship game. At the Prep Showcase, Anderson won the 3-point contest title, defeating Kevin Durant in the finals.

He chose NU over New Mexico State, Old Dominion and Washington.

PERSONAL

The son of Carla and Paul Anderson, Ryan was born Dec. 19, 1987. He has four sisters, Taylor, Erin, Deborah and Kela, and a brother, Austin. Ryan is majoring in sociology at Nebraska.

Ryan was married to the former Danielle Smith on Aug. 8, 2009, in his hometown of Seattle.

Anderson is a tremendous musician in his spare time, as he sings and also plays six musical instruments (drums, bass, guitar, sax, piano and keyboards). Last year, he completed work for his first CD, on which he wrote and composed every song.



ANDERSON'S CAREER STATS

vs. All Opponents

Year	MP	G-GS	FG-FGA	Pct.	3FG-3FGA	Pct.	FT-FTA	Pct.	Rebounds							
									O-D	Tot.-Avg.	F	A	TO	B	S	TP-Avg.
2006-07	707	28-25	103-219	.470	48-111	.432	29-39	.744	28-101	129-4.6	68	46	56	4	25	283-10.1
2007-08	980	33-33	98-232	.422	50-136	.368	32-40	.800	37-139	176-5.3	86	57	42	1	47	278-8.4
2008-09	720	30-12	73-179	.402	33-97	.340	36-50	.720	22-93	115-3.8	88	57	31	3	41	213-7.1
Total	2,407	91-70	273-630	.433	131-344	.381	97-129	.752	87-333	420-4.6	242	160	129	8	113	774-8.5

vs. Big 12 Opponents

Year	MP	G-GS	FG-FGA	Pct.	3FG-3FGA	Pct.	FT-FTA	Pct.	Rebounds							
									O-D	Tot.-Avg.	F	A	TO	B	S	TP-Avg.
2006-07	335	15-13	43-105	.410	26-66	.394	9-14	.643	16-47	63-4.2	37	24	20	2	13	121-8.1
2007-08	516	16-16	46-119	.387	27-77	.351	13-20	.650	16-70	86-5.4	43	33	25	1	28	132-8.3
2008-09	400	16-2	43-102	.422	21-58	.362	28-39	.718	11-49	60-3.8	46	30	17	0	23	135-8.4
Total	1,251	47-31	132-326	.405	74-201	.368	50-73	.685	43-166	209-4.4	126	87	62	3	64	388-8.3



#24

ADRIEN COLEMAN

FRESHMAN | GUARD | 6-4 | 195 | STONE MOUNTAIN, GA. | STEPHENSON HS

OVERVIEW

Adrien Coleman brings a slashing style and impressive scoring credentials along with tremendous athleticism to the Huskers. Those traits were a perfect match for Nebraska as it continually looks to add size in the backcourt and more offensive punch to go with what has been the league's top defense the past two years.

Coleman played against top prep and AAU competition in his home state of Georgia and fared well, ranking among the state leaders in scoring and field-goal percentage each of the past two seasons. With his size, Coleman could also provide a solid foundation on defense on the wing for the Cornhuskers.

BEFORE NEBRASKA

Coleman joined the Husker program at the start of the fall semester after committing to the Huskers in late July.

A 6-4, 195-pound guard, Coleman came to Lincoln with a strong background after being one of the top prep players in the state of Georgia his final two seasons. The Stone Mountain, Ga., native was rated a three-star prospect by both Rivals.com and Scout.com while also being ranked the No. 73 shooting guard in the country by ESPN.com.

Playing under coach Lawanza Crutcher, Coleman led Dekalb County with 28.5 points per game as a senior when he hit 60.0 percent (257-of-427) from inside the arc to rank eighth in Dekalb county. Coleman, who helped the squad to a 21-8 record as senior including a 13-game winning streak, also averaged 7.0 rebounds (195 total), along with 3.7 assists (103 total) and 3.3 steals (91 total) to rank among the top 15 in each category.

On the year, he had seven games above the 30-point plateau, including four of the top five scoring games in the county. He posted a season-high 39 points against Douglass High School and posted a season-best 10 rebounds in five games. Coleman's highs as a senior also included five steals in a contest and nine assists.


As a junior, Coleman was nearly as impressive, scoring 22.2 points per game to rank third in the county. He added 6.7 boards and 2.9 steals per game while connecting at a 64.0-percent clip inside the 3-point line to rank fifth in the county as Stephenson earned a 19-7 record. Coleman burst onto the scene as a sophomore when he averaged 16.1 points and 3.1 steals per contest as the squad earned a 23-7 record. It was Coleman's first of three straight seasons hitting at least 60 percent from the floor.

During the summer circuit, Coleman played with the Georgia Stars AAU squad and picked up numerous awards at tournaments around the southeast.

Before joining the Huskers, Coleman had previously signed a letter of intent in November 2008 with plans to attend UAB. He also drew strong recruiting interest from several major Division I schools including LSU, South Carolina and Clemson among others during his initial recruiting process.

PERSONAL

Adrien is the son of Angela and Terrance Coleman, and he was born March 19, 1991. He has two brothers, DeAndre and Terrance. Adrien, who grew up in the state of Indiana until moving to Georgia in the third grade, is planning to major in accounting at Nebraska.





#21

BRIAN DIAZ

R-FRESHMAN | CENTER | 6-11 | 235 | CAGUAS, PUERTO RICO | COLEGIO BAUTISTA DE CAGUAS

OVERVIEW

Brian Diaz may be the most intriguing member to the Huskers' roster this season. With his size, impressive scoring abilities near the basket and a 3-point touch, he could be a focal point for the Nebraska offensive attack in 2009-10.

Diaz is a gifted scorer who can utilize a number of moves in the post to free himself of defenders and get to the basket. With continued hard work, his mid-range game has improved and he will likely provide a strong matchup problem for opponents on the perimeter.

In addition to his offensive skill set, Diaz's length and athleticism gives him a chance to be a solid defensive presence in the paint, where he has shown an ability to block shots. His rebounding will also be a benefit for a Husker squad that ranked last in rebounding in the Big 12 Conference a year ago.

Diaz utilized the one semester he was on campus last year to get familiar with the physical demands of playing in the Big 12 Conference. He practiced with the Huskers from mid-January through the end of the regular season, continually battling with 6-11, 265-pound center Christopher Niemann. Hopefully that work will pay off as Niemann's season-ending injury in August will force Diaz to carry a bigger load in the paint this season.

BEFORE NEBRASKA

Diaz came to Nebraska from Puerto Rico, where he grew up and played high school basketball in his hometown for coach Leonel Arill at Colegio Bautista de Caguas. He averaged about 17 points, 10 rebounds and three blocked shots per game in 2007-08 under Arill, who helped Diaz and the Caguas team to a national title in 2006.


Diaz has also played on the Puerto Rican Under-19 National Team, traveling to many international tournaments, including playing in Serbia in 2007, where he was first seen by the Nebraska coaching staff.

PERSONAL

Brian's given name is Jorge Brian Diaz and he was born Nov. 13, 1989. He is the son of Nilda Hernandez and Jorge Diaz, and he has one sister, Natalie Diaz. Brian was born in Bronx, N.Y., and lived there until he was three years old before moving to his hometown of Caguas, Puerto Rico.

2008-09 (FRESHMAN)

After originally attempting to come to Nebraska at the beginning of the fall semester, Diaz was finally admitted to the University and joined the Nebraska basketball team on Jan. 17, 2009. While he would have given the Huskers an immediate boost as the team's tallest active player, Diaz made the decision to redshirt so that he could gain weight and prepare for the rugged post play in the Big 12 Conference.





RAY GALLEGOS

FRESHMAN | GUARD | 6-3 | 175 | JORDAN, UTAH | WEST JORDAN

OVERVIEW

Ray Gallegos (pronounced Guh-lay-goes) looks to utilize his speed and ability to get to the basket to help break into the backcourt rotation as a freshman. He has outstanding quickness with the ball and superior acceleration, making him difficult to contain from the point guard spot. Gallegos's shooting touch will also be a valuable commodity for the Huskers as well after being one of the top players in the state of Utah last season.

Gallegos is the sixth Husker recruit from west of the Rockies in three years under coach Doc Sadler, including three from California and one each from Oregon, Utah and Washington. Gallegos is the first Husker basketball signee from the state of Utah since Jaron Boone (Salt Lake City, Skyline High School), who went on to become one of the top 10 all-time scorers at Nebraska.

BEFORE NEBRASKA

Gallegos came to Nebraska after adding hardware to his collection as he led his West Jordan High School squad to the Utah 5A (largest class) state championship in March 2009. For his efforts during the season, he was also named MVP of the 5A first-team all-state squad.

In the state title game, he played a primary role as the Jaguars forced the reigning state player of the year, Tyler Haws (who signed with BYU), into one of his worst shooting nights of his career. Gallegos also had four treys - including consecutive 3s in a 64-second span - to help his team earn the gold and earn all-tournament team honors.

On the season, Gallegos averaged a team-best 16.7 points per game to rank sixth in the state in scoring, posting 417 points in 25 games. The Jaguars went 21-4 on the season, winning their last nine contests. He had nine games with at least 20 points, including a season-best 31 points in the next-to-last regular-season game of the year. He added 22 points, including four 3-pointers, in the state championship game.

Gallegos was second in the state in 3-point field-goals per game, hitting at least three treys in 11 contests. His 66 3-pointers on the season were a school record. He posted a season-best six 3-pointers against Kearns, and had five treys in four other games.


Gallegos really came on during the 2008 summer AAU circuit when he was playing for the Utah Pump-N-Run White. Gallegos averaged about 25 points per game, according to coach Brad Blanchfield. Active at both ends of the court, Gallegos was rated the No. 53 shooting guard in the country by Scouts.com and was tabbed the No. 7 shooting guard on the West Coast following the summer.

The 6-3, 175-pound Gallegos also helped West Jordan High School to the state tournament as a junior, when the team went 16-7. Gallegos was the team's third-leading scorer at 10.5 points per game over 21 contests while helping West Jordan to an 11-game win streak at one point.

Using his impressive quickness and ball-handling skills, Gallegos can get to the basket in a variety of ways, and has shown a solid mid-range game. His scoring ability helped him top 20 points in three contests as a junior, including a season-best 22 points vs. Kearns and 20 points in a 59-49 victory over Jordan.

PERSONAL

Ray, whose given name is Rayes, is the son of Maxine Gallegos and Anthony Nelson, and was born Nov. 15, 1990. Gallegos has one brother, Jonah, and three sisters, Jessica, Sherrie and Amber. Gallegos' legal guardian is basketball coach Brad Blanchfield.





#23

QUINCY HANKINS-COLE

JUNIOR | FORWARD | 6-8 | 240 | ROOSEVELT, N.Y. | ROOSEVELT HS | POLK (FLA.) CC

OVERVIEW

Quincy Hankins-Cole came to Nebraska with a reputation as a solid post presence and rebounder, a key ingredient the Huskers have been missing the past several years. He will have the opportunity to gain significant time on the court this season when he will be one of the Huskers' largest bodies, helping Nebraska shed the label of shortest team in Division I that it held last season.

BEFORE NEBRASKA

Hankins-Cole was a formidable post presence for the Polk (Fla.) Community College Vikings for the past two years. Last year, he averaged an impressive 15.8 points, 12.3 rebounds and 1.7 steals per game as a sophomore. For his efforts, Hankins-Cole was named to the All-Suncoast Conference first team and also earned all-state honors as a first-team All-FCCAA selection, which is made up of four junior college conferences throughout the state of Florida.

Following his final junior college season, Hankins-Cole was listed at No. 42 on the 2009 Jucojunction.com Top 150. He helped Polk to a 26-6 record under coach Matt Furjanic in 2008-09, including a perfect 12-0 mark in the Suncoast Conference standings as Polk won its second straight league title.

Hankins-Cole played both years alongside current Husker teammate Lance Jeter. The duo helped Polk rank second in the region in scoring defense by allowing just 60.5 points per game last year and averaged 73.6 points per contest on offense in 2009. Over their two years, Polk won two regular-season conference championships while compiling a 49-12 record.

Hankins-Cole hit a team-best 53 percent from the floor as he knocked down 167-of-314 shots in 2008-09. His percentage was 16th in the region, among the four major statistical categories in which he ranked in the region's top 30 (also scoring, 20th; rebounding, second; steals, 27th) as a sophomore. It was the second straight season Hankins-Cole led the squad in field-goal percentage, as he hit 58 percent (126-of-216) from the floor a year earlier. As a freshman, he averaged 11.2 points and 8.3 rebounds per game in his first season at Polk.

As a sophomore, Hankins-Cole also earned a nod as the FCCAA Player of the Week alongside Jeter. Hankins-Cole picked up the

honor after averaging 24.0 points and 10.0 rebounds in a pair of contests. He posted 24 points, eight boards and three steals in a win over Hillsborough, ranked No. 6 in the region, and finished the week hitting 59.0 percent (13-of-22) from the floor and 78.6 percent (22-of-28) at the charity stripe.


In high school, Hankins-Cole was one of the top post players on Long Island as he was an all-county Class A first-team selection as a senior. Hankins averaged nearly 19 points and more than 10 rebounds per game on the basketball court in his final year at Roosevelt High School, including at least seven 25-plus point contests. He had one four-game stretch where he averaged 28 points and 15 rebounds, including a 31-point, 14-rebound effort in a victory over Westbury. He was selected to play in the Nassau Senior All-Star Game following his senior season and won the slam dunk contest.

Hankins-Cole, who was just 16 years old when he graduated high school in 2007, also played football and ran track at Roosevelt. He helped the football squad to two Long Island Class IV titles. He was named the Tri-State Player of the Week as a senior when he scored two touchdowns on offense and added three interceptions on defense. Hankins-Cole also lettered twice in track and field, where he won one county title.

PERSONAL

Quincy is the son of Gloria Hankins and James Cole Jr., and was born Feb. 18, 1990. His guardian is his grandfather, George Hankins, and Quincy has two brothers, James and Korey, and two sisters, Alexis and Reina. Quincy is planning to major in sociology at Nebraska.

Hankins-Cole was also recruited by Seton Hall and South Florida before signing with the Cornhuskers.





SEK HENRY

SENIOR | GUARD | 6-4 | 200 | LOS ANGELES, CALIF. | LYNWOOD HS | PATTERSON [N.C.] SCHOOL

OVERVIEW

The only Husker to play in every contest since coach Doc Sadler took over the program in 2006, Sek Henry returns for his final season in a Nebraska uniform. The athletic guard has competed in 95 contests and has a chance to move into the NU career top 10 for games played (10th place is 123 games). Overall, he has logged more than 2,200 minutes of action playing multiple positions in the back court, where he will look to take a firm leadership role with an inexperienced squad in 2009-10.

On a team known for its defense, Henry has become one of the Huskers' top man-to-man defenders during the past three years. While he has helped Nebraska rank as the best defensive team in the Big 12 each of the last two years, this season another focus for Henry will be to add a level of consistency on offense that will benefit the Huskers as they search for their third straight postseason appearance and fifth in seven years.

2008-09 (JUNIOR)

Following a strong offseason, Henry returned in great shape and quickly helped the Huskers as he found more consistency on the offensive end. He went on to start 29 of 31 games.

Henry posted his best season to date as a junior, improving his offensive numbers in nearly every category while also providing Nebraska with another solid lock-down defender on the wing. For the season, he was third on the team in scoring at 8.0 points while adding 3.4 rebounds per contest. He was second on the team with 6.4 assists and fifth with 29 steals.

Henry's work in the offseason helped the left-hander to hit a career-best 44.2 percent (84-of-190) from the floor and 34.2 percent (26-of-76) from beyond the arc. He finished the year third on the team in 3-pointers while nearly doubling his total from the previous two campaigns.

The diligent work Henry put in at the free throw line also helped him improve to 68.8 percent (55-of-80) on the season, easily a career best. Henry was especially solid at the line down the stretch run of the season. After opening the year hitting just nine of his first 20 attempts at the line, he went on to nail 46 of his last 60 charity shots (76.6 percent), including 11 of his last 12 overall. In the NIT, Henry set a school postseason record for most made free throws in a game without a miss as he went 7-of-7 at the stripe while leading Nebraska with 13 points.

That was one of 13 double-figure scoring games for Henry, a total that was more than his first two years combined. Twice he scored season highs with 19 points, first against Saint Louis and then again vs. Florida A&M. He posted a conference season high with 13 points in the league-opening win over eventual Elite Eight contender Missouri. Three times he posted double figures on the road in Big 12 play, including 10 points on 4-of-7 shooting in a victory over Texas Tech. It was the third time in four games Henry reached double figures, his most prolific scoring stretch in league play to date.

Nebraska added a second straight road win with Henry's help as he hit a pair of clutch 3-pointers and added five rebounds in a two-point win at Colorado. It was one of eight games on the season that Henry posted at least five rebounds, including a career-high nine boards, to go along with eight points and four assists, in a victory over Iowa State in the home finale.

Despite struggling from beyond the arc over the final month of the season, Henry overcame an injury to hit a pair of big 3-pointers to help Nebraska to a third conference road win at Baylor. The victory sealed the Huskers' first .500 league season (8-8) in a decade.

2007-08 (SOPHOMORE)

Henry continued to carve out his own spot in the Husker rotation, seeing action in all 33 contests, including 19 starts, while averaging 5.9 points, 3.5 rebounds and 1.5 assists per game.

Henry found his rhythm coming off the bench in eight straight games during the middle of Big 12 play. During that stretch, he averaged 8.8 points per game while hitting 43.9 percent (25-of-57) from the field, including 34.6 percent (9-of-26) from long range.

Henry's offensive contributions were significant, especially on the road. He helped NU to a pair of road wins in league play, hitting 4-of-7 3-point attempts while scoring 14 points in a win at Missouri and knocking down a pair of late 3-pointers in a victory at nationally ranked Texas A&M.

Henry found better success against Big 12 opponents in his second year in league play. He hit 40.0 percent (38-of-95) from the field as a sophomore and added 6.8 points and 2.9 rebounds per game, nearly doubling his efforts in each category from his freshman campaign.

Off the court, Henry was named to the Big 12 Commissioner's Fall Honor Roll for his work in the classroom.

2006-07 (FRESHMAN)

The first player to sign with Coach Doc Sadler at Nebraska (August 2006), Henry was one of only two players to see action in every contest in 2006-07. Henry started 15 of the first 16 games and made 18 starts overall while averaging 5.8 points, 2.0 rebounds and 1.7 assists per game.

An athletic left-hander, Henry's strongest play was in non-conference action before the grind of the Big 12 season began. Despite the slowdown in production, Henry proved he can create offense and get to the basket as he was third on the team in free throw attempts, while connecting at a 60-percent clip. He was second among

CAREER HIGHS

- Points... 20 vs. Houston (12/23/06)
- Rebounds... 9 vs. Iowa State (3/4/09)
- Field Goals... 8 two times (last 1/5/09)
- Free Throws... 7 three times (last 3/7/09)
- 3-point Field Goals... 3 two times (last 1/5/09)
- Assists... 6 vs. Lubbock Christian (11/21/06)
- Steals... 4 two times (last 11/22/08)
- Blocks... 1 17 times (last 2/24/09)
- Minutes... 35 two times (last 1/6/07)

HENRY'S CAREER STATS

vs. All Opponents

Year	MP	G-GS	FG-FGA	Pct.	3FG-3FGA	Pct.	FT-FTA	Pct.	Rebounds							
									O-D	Tot.-Avg.	F	A	TO	B	S	TP-Avg.
2006-07	659	31-18	62-155	.400	17-67	.254	39-65	.600	18-43	61-2.0	54	52	52	5	23	180-5.8
2007-08	762	33-19	69-175	.394	20-73	.274	36-58	.621	24-90	114-3.5	63	49	51	4	29	194-5.9
2008-09	787	31-29	84-190	.442	26-76	.342	55-80	.688	19-86	105-3.4	72	64	49	8	29	249-8.0
TOTAL	2208	95-66	215-520	.413	63-216	.292	130-203	.640	61-219	280-2.9	189	165	152	17	81	623-6.6

vs. Big 12 Opponents

Year	MP	G-GS	FG-FGA	Pct.	3FG-3FGA	Pct.	FT-FTA	Pct.	Rebounds							
									O-D	Tot.-Avg.	F	A	TO	B	S	TP-Avg.
2006-07	255	16-5	16-61	.262	6-27	.222	16-29	.552	6-18	24-1.5	23	15	21	2	7	54-3.4
2007-08	392	16-8	38-95	.400	13-42	.310	20-34	.588	14-33	47-2.9	30	20	21	2	12	109-6.8
2008-09	431	16-15	35-98	.357	12-40	.300	25-36	.694	12-42	54-3.4	31	34	27	4	9	107-6.7
Total	1078	48-28	89-254	.350	31-109	.284	61-99	.616	32-93	125-2.6	84	69	69	8	28	270-5.6



freshmen scorers for the Huskers.

Henry started his career with a bang, hitting all three attempts from the floor for eight points to go with four assists without a turnover in Nebraska's season opener. He followed with at least five assists in two of the next three contests while helping the Huskers to a five-game winning streak to open the season. Overall, Henry had at least four assists in a game six times to finish third on the squad with 52 assists on the year.

By posting 11 points on 4-of-6 shooting against Alabama A&M, Henry started his hottest streak of the season as he scored in double figures in four of the final seven non-conference games, and had at least eight points in two others. Henry scored 10 points in a comeback attempt against Hawaii in the second game of the Rainbow Classic before posting a career-high 20 points in the third-place contest against Houston.

The Cougars jumped out to a 10-point lead in the first half, but the Huskers whittled away at the lead as they held UH to one field goal in the first 16:08 of the second half before eventually claiming a 70-57 victory. Henry's 20 points came on 8-of-15 shooting and he added five rebounds and two steals.

Henry had his most accurate game against Savannah State as he was 7-of-7 from the field, including draining both 3-point attempts, along with knocking down two free throws and adding five assists without a turnover.

BEFORE NEBRASKA

Henry played the 2005-06 season at the Patterson School in North Carolina, where he helped the team to a 37-3 record under coach Chris Chaney.

Rated one of the nation's best prep school combo guards by recruiting analyst Van Coleman, Henry played alongside more than a dozen Division I scholarship signees at Patterson. Dave Telep of Scout.com ranked Henry No. 24 nationally among postgraduate players that season. The lefty averaged 14 points and four assists per game, including a season-high 51 points in a contest.

Henry joined the Patterson School after playing ball at Lynwood High School, where he was a Best in the West selection and averaged 24 points, six assists and five rebounds per game as a senior while earning All-California Interscholastic Federation honors. Henry's impressive senior season earned him honors as he was selected as one of 100 finalists for McDonald's All-America honors in 2005. The original list included more than 2,500 nominations. He was also ranked No. 3 among shooting guards from the West Coast by scoutwhoops.com, No. 77 nationally by hoopmasters.com and took the No. 100 position in the nation by Hoop Scoop. As a junior, he averaged 20.0 points, 5.0 assists and 2.0 rebounds per game.

During AAU competition, Henry played for the highly touted Belmont Shores in the summer when he was named to the 2006 Top 30 All-Stars at the Fullcourt

Press All-West Camp. Henry also played for the H-Squad under coach Rick Issac and led the team to the 2006 Rumble in the Bronx title when he scored 23 points in the championship game, including seven 3-pointers, the last of which came in the final seconds of the game. Following his senior season he averaged 20.8 points per game for the H-Squad while helping the team to the finals of the 2005 Tournament of Champions.

PERSONAL

Sek is the son of Juanita and George Henry, and was born June 28, 1987. His given name is Seketoure (pronounced SEK-uh-tor-ee), and he has one brother, Saint. Sek is majoring in sociology at Nebraska.

Henry signed with Arizona State for the 2005-06 season before attending the Patterson School. He was also recruited by UNLV, Washington, San Diego State and USC out of high school.





MYLES HOLLEY

SOPHOMORE | GUARD | 6-4 | 190 | NORFOLK, VA. | WASHINGTON HS | BRUNSWICK (N.C.) CC | HEAT ACADEMY

BEFORE NEBRASKA

Holley came to Nebraska with an extensive playing background. As a prep, Holley was one of the top players in the state of Virginia as he competed for Booker T. Washington High School in Norfolk, Va. Under coach Darren Sanderlin, the Bookers were among the top programs in the region, posting a Group AAA state championship during Holley's junior season in 2006.

Holley was a key member of the Bookers that season as he averaged 15.1 points per game while providing help on both ends of the court with his rebounding. That season was the first of two consecutive years (2006 and 2007) he was named first-team all-state in Virginia.

As a senior, he helped his Washington squad to an impressive 21-6 record and another state playoff appearance. On the year, he averaged 16.7 points and 7.4 rebounds per game with career single-game highs of 37 points, 20 rebounds and eight blocked shots.

For his efforts, Holley earned 2007 Eastern District, Eastern Region and All-Tidewater Player-of-the-Year honors following his final high school campaign. During the postseason, Holley's averages rose dramatically, as he picked up an impressive 24.6 points, 13.5 rebounds and nearly four blocked shots per game in the playoffs. Included in the strong playoff stretch were two games of 34 or more points while helping the Bookers to the third round of the state tournament.

Following his high school career, Holley played his first collegiate season at Brunswick (N.C.) Community College. He

helped the team to a school-record total for wins in 2007-08, as the squad finished the season with an impressive 28-5 record.

On the season, Holley averaged 13.2 points and 9.5 rebounds per game. His averages were the 11th- and fourth-best totals in school history, respectively. He hit a stellar 59.0 percent from the floor, connecting on 164-of-278 field-goal attempts. The vast majority of his shots came from 15 feet and in, as he had only nine shots (two made) from beyond the arc during the season.

Holley came to Nebraska after spending the 2008-09 campaign playing with the Heat Academy in Martinsville, Va. Under coach Jason Niblett, Holley helped the program to a 36-6 overall record in 2009. He was one of the top players on the squad as he averaged nearly 20 points and eight rebounds per game.

PERSONAL

Myles is the son of Susan Holley, and was born March 6, 1988. He has one sister, Shakita Wilson, and one brother, Tony Holley, and his mentor is his high school basketball coach Darren Sanderlin. Myles is planning to major in sociology at Nebraska.

After his serious leg injuries slowed his recruitment out of high school, Holley chose the Huskers last spring over Miami, UNC Wilmington, UNC Greensboro and LaSalle.

OVERVIEW

Myles Holley took a long route to Division I but the former two-time Virginia all-state performer looks to make the most of his chance this winter with the Huskers.

Holley's pursuit of playing at the highest level of collegiate ball took a hit with a series of leg injuries in high school. Overall, he broke his left leg eight times during his prep career, nearly ending his basketball dreams. But Holley was dedicated throughout each rehab program, allowing him to maintain his athleticism and explosiveness and get a chance to compete in junior college and now in the Big 12 Conference.

Nebraska will be the beneficiary of Holley's impressive work ethic. The Huskers expect that he will provide the squad with size on the wing while bringing in a forward's mentality, as he loves utilizing his leaping ability while rebounding and blocking shots in the paint. Holley also has maturity on the court which will be valuable for a highly inexperienced Husker squad.

Holley, who completed his junior college coursework at Patrick C. Smith Community College in 2009, will have three years of eligibility remaining to play with the Cornhuskers.





LANCE JETER

JUNIOR | GUARD | 6-3 | 225 | BEAVER FALLS, PA. | BEAVER FALLS HS | CINCINNATI | POLK (FLA.) CC

OVERVIEW

Lance Jeter's arrival at Nebraska coincided with a renewed emphasis in recruiting bigger guards who can hold up against the wear and tear of the Big 12 Conference. And at 6-3, 225 pounds, Jeter fits the bill perfectly.

A former Division I scholarship wide receiver, Jeter has a tremendous basketball pedigree that will serve him well as he looks to take over the starting point guard duties for the Huskers in 2009-10. He

was an honorable-mention junior college All-American last season and one of the top prep players in the state of Pennsylvania for four seasons, including scoring more than 2,200 career points.

A physical presence who will likely be one of the biggest point guards in the league, Jeter has the ability to get to the basket but also possesses the court vision to find the open man and set up his teammates in positive situations.

BEFORE NEBRASKA

Jeter arrived at Nebraska after being named an honorable-mention All-American by the coaches in the National Junior College Athletic Association (NJCAA) following the 2009 season. He was also the Florida Community College Activities Association (FCCAA) Player of the Year and was an All-FCCAA first-team member as a sophomore. The FCCAA is made up of four junior college conferences throughout the state of Florida.

Following his final junior college season, Jeter was listed at No. 50 on the 2009 Jucos.com Top 150. Jeter helped Polk Community College to a 26-6 record under coach Matt Furjanic in 2008-09, including a perfect 12-0 mark in the Suncoast Conference standings as Polk won its second straight league title.

Jeter played both years alongside current Husker teammate Quincy Hankins-Cole. The duo helped Polk rank second in the region in scoring defense by allowing just 60.5 points per game last year and averaged 73.6 points per contest on offense in 2009. Over their two years, Polk won two regular-season conference championships while compiling a 49-12 record.

As a sophomore, Jeter averaged 15.9 points, 5.7 rebounds, 4.6 assists and 2.0 steals per game. He was among the top 20 in the region in scoring (20th), assists (15th) and steals (13th) and was named the FCCAA Player of the Week on Jan. 14 as he helped the Vikings start the defense of their league title. Jeter averaged 22.5 points, 8.0 rebounds, 4.5 assists and 2.5 steals that week in a pair of victories while hitting 48.6 percent (17-of-35) from the floor and 72.7 percent (8-of-11) from the line.

A native of Beaver Falls, Pa., Jeter averaged 16.3 points, 5.8 rebounds and 5.4 assists per game as a freshman at Polk. Previously, he spent one year as a scholarship wide receiver on the football team at Cincinnati where he redshirted. Jeter will enter Nebraska with two years of college eligibility remaining.

At Beaver Falls High School, Jeter was a first-team all-state honoree in both football and basketball, earning the honor as both a junior and senior on the hardwood. He led the team with 20.4 points per game as a senior when Beaver Falls went 27-5 and won the Class AA state title in 2005. During his career he posted 2,243 career points as a four-year starter while helping Beaver Falls to a 102-19 record, and was twice named to the Pittsburgh Post-Gazette's Fab-5 as one of the top five players in Western Pennsylvania. On the gridiron, he recorded 50 receptions for 810 yards and 15 touchdowns as a senior. He was selected to play in the prestigious Big 33 Football Classic and was the Joe Namath Award winner as the team's top football player.

PERSONAL

Lance is the son of Joy Jeter and was born July 18, 1988. He has one brother, Ramone Shepard. Lance is planning to major in sociology at Nebraska.

Jeter's mother, Joy, was also a prominent basketball player in her own right. Joy won the 1987 NCAA Division II national title with the University of New Haven and was named the Final Four MVP. During her collegiate career, she was a three-time Kodak NCAA Division II All-American and a three-time league player of the year, finishing as the school's all-time leading scorer (2,299) and rebounder (1,486). She ended her college career ranked in the top 10 in scoring (10th) and rebounding (4th) in Division II history. In 2005, the same season Lance won a state title for Beaver Falls High School, Joy was inducted into the Beaver County Sports Hall of Fame. She was a high school basketball star whose teams compiled a 114-10 record, including a state title, while she finished her career as the second leading scorer in Beaver Falls history (1,691 points).





ESHAUNTE JONES

R-FRESHMAN | GUARD | 6-4 | 190 | FT. WAYNE, IND. | NORTH SIDE HS | HARGRAVE (VA.) MILITARY ACADEMY

OVERVIEW

After being ranked among the top 50 shooting guards in the country as a high school senior, Eshaunte "Bear" Jones (pronounced E-shawn-tay) enters the 2009-10 season healthy for the first time in two years.

Jones initially tried to play for the Huskers last season as a true freshman, but was forced to redshirt as a foot injury eventually became too painful to play on and required surgery. Following the repair of his foot and an off-season sports hernia, he returned to the court in the summer of 2009 and he looks to live up to the promise he showed in being named one of the top five high school players in the state of Indiana as a senior.

Jones brings good size to the wing and has shown a knack for scoring, collecting nearly 1,800 points in his high school career. He has the ability to put it on the floor and drive to the basket, and he could possibly be the Huskers' most consistent threat from long range this season. His ability to knock down shots from 3-point range will be key for the Huskers, who graduated 3-point specialist Paul Velander.

2008-09 (FRESHMAN)

Jones was the last newcomer to join the program in 2008 as he signed scholarship papers with Nebraska in June. Jones showed significant promise in his limited time on the floor before deciding to sit out the season to fix the foot injury. In his first career game in a Husker uniform, Jones came off the bench to post 16 points, three rebounds and three assists in 16 minutes in an exhibition against Chadron State. He hit 6-of-9 shots from the field, including 2-of-4 from beyond the arc, in the debut.

Despite the strong start, Jones' foot continued to get worse and he played just 46 minutes over the first four games of the season, including only four painful minutes against Saint Louis in his final game of the year. He scored seven points and hit just 2-of-7 from the floor, including 2-of-5 shots from 3-point range, over those four contests. Jones added five rebounds but had just one assist to four turnovers before deciding to sit out the remainder of the season.

BEFORE NEBRASKA

Jones originally signed an NLI with Oregon State in the 2007 early signing period but then was released from his commitment following a coaching change, giving the Huskers a chance to sign one of the top playmakers in the prep school ranks in 2006-07.

Before coming to Lincoln, Jones attended Hargrave Military Academy (Va.) for one season following high school. He played only a partial season because of a foot injury, but quickly made a name for himself. Jones averaged about 16 points and five rebounds per contest over the first 12 games of the 2007-08 season. His efforts helped Hargrave to a 12-0 start before the team continued on to an undefeated season with a 29-0 record, including winning the National Prep Invitational title.

Jones joined the Hargrave squad after a stellar high school career at Fort Wayne (Ind.) North Side High School. He is the first player to sign with Nebraska from the state of Indiana since Brennon Clemmons before the 2001-02 season, although they are far from alone in representing the Hoosier state while wearing a Husker uniform. Six of Nebraska's 24 1,000-point scorers have come from Indiana, including Carl McPipe (Hammond), Tom Baack (Fort Wayne), Jack Moore (Muncie), Brian Carr (Muncie), Brian Banks (Hammond) and Herschell Turner (Indianapolis).

During his senior year, Jones averaged 28 points per game for North Side while adding six rebounds, five assists and three steals per contest. His scoring average ranked third in the state and helped him earn a spot on the prestigious Indiana All-Stars team as one of the top 12 players in the state. A year earlier he had earned a spot on the Indiana Junior All-Stars squad.

A three-time, first-team all-conference selection, Jones finished his career as the school's all-time scoring leader with 1,759 points. He was named the area player of the year by the Fort Wayne News Sentinel and the Journal Gazette and was a McDonald's All-America nominee as a senior.

In addition to his high school honors, Jones was ranked as the No. 31 shooting guard in the country by Rivals.com and was a four-star recruit by both Rivals.com and Scout.com. Entering his prep school season, Jones was No. 10 on the fifth-year seniors listing by HoopScoopMagazine.com.

PERSONAL

Eshaunte is the son of Tornette Jones, and was born on March 9, 1988. He has two brothers, Juwan and Devin, and a sister, LaKia.

Jones chose to sign with the Cornhuskers after being recruited by a number of BCS schools including Kentucky, Cincinnati, West Virginia and Memphis.

CAREER HIGHS

Points... 4 vs. San Jose State (11/16/08)

Rebounds... 4 vs. San Jose State (11/16/08)

Field Goals... 1 two times (last 11/22/08)

Free Throws... 1 vs. San Jose State (11/16/08)

3-point Field Goals... 1 two times (last 11/22/08)

Assists... 1 at TCU (11/19/08)

Steals... None

Blocks... None

Minutes... 16 vs. San Jose State (11/16/08)



JONES'S CAREER STATS

vs. All Opponents

Year	MP	G-GS	FG-FGA	Pct.	3FG-3FGA	Pct.	FT-FTA	Pct.	Rebounds		F	A	TO	B	S	TP-Avg.
									O-D	Tot.-Avg.						
2008-09*	46	4-0	2-7	.286	2-5	.400	1-1	1.000	1-4	5-1.3	0	1	4	0	0	7-1.8
Total	46	4-0	2-7	.286	2-5	.400	1-1	1.000	1-4	5-1.3	0	1	4	0	0	7-1.8

vs. Big 12 Opponents

Year	MP	G-GS	FG-FGA	Pct.	3FG-3FGA	Pct.	FT-FTA	Pct.	Rebounds		F	A	TO	B	S	TP-Avg.
									O-D	Tot.-Avg.						
2008-09*	--- Did not play (injured) ---															

* Jones only competed in four games to open the year before sitting out with an injury. He then was granted a medical hardship and has four years of eligibility remaining.



TONEY MCCRAY

SOPHOMORE | GUARD | 6-6 | 205 | MISSOURI CITY, TEXAS | FORT BEND ELKINS HS

OVERVIEW

Toney McCray made solid contributions for the Cornhuskers as a redshirt freshman in 2008-09 and hopes to make the next progression this season, although his start will be slowed. McCray suffered an elbow injury in a pickup game in mid-September that was expected to limit his availability until near the start of the regular season.

When healthy, McCray owns an impressive arsenal of moves and solid ability to shoot from mid- and long-range. He showcases the tools necessary to excel in the Big 12 Conference, proving as much last season when he was twice selected the Big 12 Rookie of the Week.

McCray's athleticism, jumping ability and long frame can provide matchup problems for opponents. However, his improvement on defense and rebounding will be key areas of his game as he fights for playing time among a much more athletic group of wing players this winter.

2008-09 (R-FRESHMAN)

During his rookie season, McCray averaged 5.7 points and 2.8 rebounds per game. He hit a solid 45.4 percent (69-of-152) from the floor, including 34.5 percent (10-of-29) from long range.

McCray opened with a flurry, scoring 17 points in a season-opening win over San Jose State. He had an all-around solid game, posting nine boards with a block and an assist for the Huskers. The strong performance helped McCray win his first Big 12 Rookie-of-the-Week award.

From there, McCray scored in double figures three more times in the non-conference slate, all in a four-game span. He posted 12 points against NCAA Tournament participant Alabama State, 13 at Oregon State and 11 vs. IPFW, hitting 15-of-26 shots from the field in the three games combined. McCray posted his best long-range shooting performance of the year against IPFW, hitting 3-of-5 from beyond the arc.

McCray's solid play helped him earn three starts at the end of non-conference

play, against South Carolina State, Maryland Eastern Shore and Florida A&M. He hit 7-of-15 shots from the floor in that stretch, including posting nine points, four rebounds and a career-best four steals against UMES.

McCray's long arms and extensive reach helped him provide a unique weapon for the Huskers on defense. During the season he posted 24 steals and led the team in blocked shots with 18. His blocks total ranked seventh on the Husker freshman chart while his steals were 11th, just one behind teammates Brandon Richardson and Ryan Anderson.

Despite a dip in playing time early in league action, McCray averaged 17 minutes per game down the stretch while posting several key baskets that helped Nebraska record a .500 record (8-8) in league play for the first time in a decade.

McCray started his strong finishing stretch as he hit all three of his field-goal attempts and added a blocked shot in 13 minutes at Colorado. Two of his baskets came late in the game and each stopped a Husker scoring drought as NU snuck out a 55-53 road victory over the Buffs.

In the Huskers' next contest, McCray again hit a big basket late in the game to help Nebraska in a tight victory. This time it was a turnaround jumper against nationally ranked Texas that helped Nebraska keep pace in a tight contest that the Huskers eventually won by three points over the No. 16 Longhorns. McCray ended the game hitting 4-of-7 shots while grabbing five rebounds and two steals in the upset of his home state team.

McCray ended the regular season on a high note, earning his second Big 12 Rookie-of-the-Week accolade in the final week of the season. After scoring just four points against Iowa State in the home finale, McCray set a career high with 18 points on 7-of-10 shooting in a road victory over Baylor. He added four boards, two blocks and two steals to give the Huskers their third league road win.

2007-08 (FRESHMAN)

McCray sat out his initial season in Lincoln as a redshirt and added more than 15 pounds to his long, wiry frame.

BEFORE NEBRASKA

McCray came on strong during his senior season and was a fast-rising prospect before becoming the Huskers' final signee in the 2007 spring semester. He averaged 16 points, six rebounds and 2.5 assists per game in 2006-07 for Fort Bend Elkins High School.

McCray helped Elkins to a 31-5 record as a senior and a No. 5 ranking in the state. Elkins won the district title and reached the third round of the state tournament.

McCray was named the Most Valuable Player in the district and earned first-team all-district accolades in 2006-07. McCray also earned all-region honors from the Texas Association of Basketball Coaches and was ranked among the top 20 recruits in the state according to texashoops.com.

McCray did not play basketball during his junior season as he was held out while undergoing examinations for a medical condition. The testing was necessary as his older brother, Jason, died from an enlarged heart in 1998 at age 19. Jason was a defensive end on the Navy football team and was on a summer cadet cruise that stopped in Boston where he was playing pickup basketball when he collapsed and passed away.

PERSONAL

Toney is the son of Valda and Tony McCray, and was born on April 13, 1989. He has one sister, Danielle. His cousin is former Nebraska quarterback Steve Taylor. Toney is majoring in history at Nebraska.

After missing his junior season, McCray was not heavily recruited but saw considerable late interest from major programs like Georgia, UConn, Washington State and Baylor before choosing Nebraska.

CAREER HIGHS

Points... 18 at Baylor (3/7/09)

Rebounds... 9 vs. San Jose State (11/16/08)

Field Goals... 7 at Baylor (3/7/09)

Free Throws... 5 vs. San Jose State (11/16/08)

3-point Field Goals... 3 vs. IPFW (12/20/08)

Assists... 2 two times (last 3/11/09)

Steals... 4 vs. Md. Eastern Shore (1/3/09)

Blocks... 3 vs. Creighton (11/29/08)

Minutes... 27 two times (last 3/7/09)



MCCRAY'S CAREER STATS

vs. All Opponents

Year	MP	G-GS	FG-FGA	Pct.	3FG-3FGA	Pct.	FT-FTA	Pct.	Rebounds									
									O-D	Tot.-Avg.	F	A	TO	B	S	TP-Avg.		
2007-08	---	Redshirt	---	---	---	---	---	---	---	---	---	---	---	---	---	---	---	---
2008-09	492	30-3	69-152	.454	10-29	.345	24-41	.585	17-66	83-2.8	48	19	39	18	24	172/5.7		
TOTAL	492	30-3	69-152	.454	10-29	.345	24-41	.585	17-66	83-2.8	48	19	39	18	24	172/5.7		

vs. Big 12 Opponents

Year	MP	G-GS	FG-FGA	Pct.	3FG-3FGA	Pct.	FT-FTA	Pct.	Rebounds									
									O-D	Tot.-Avg.	F	A	TO	B	S	TP-Avg.		
2007-08	---	Redshirt	---	---	---	---	---	---	---	---	---	---	---	---	---	---	---	---
2008-09	202	15-0	29-64	.453	3-8	.375	9-14	.643	5-27	32-2.1	21	9	11	8	6	80-4.7		
Total	202	15-0	29-64	.453	3-8	.375	9-14	.643	5-27	32-2.1	21	9	11	8	6	80-4.7		



BEN NELSON

SENIOR | FORWARD | 6-9 | 230 | ATWATER, MINN. | ATWATER-COSMOS-GROVE CITY HS

OVERVIEW

Ben Nelson returns for his fourth year in the program after joining the Huskers during coach Doc Sadler's first year in Lincoln. Nelson has taken a leadership role on the squad, especially in the weightroom where his strong work ethic has rubbed off on the Cornhuskers. Nelson also has earned the respect of his teammates on the court for his never-quit attitude and team-first demeanor while leading the scout team.

2008-09 (JUNIOR)

Nelson earned his third varsity letter as he saw action in 11 contests while setting the tone for the squad on the practice court and in the weightroom. He finished the year averaging 0.3 points and 0.4 rebounds per game. All three of his points on the season came at the free throw line, where he went 3-of-4 on the season. He did not attempt a field goal. Nelson added four rebounds and an assist in 23 minutes on the court.

Starting the season on a solid note, Nelson played five minutes and had an offensive rebound against Arkansas-Pine Bluff. He also had a

rebound and an assist in a come-from-behind victory over IPFW before Christmas, and posted all three of his points on the year in four minutes against Maryland Eastern Shore. During conference play, Nelson saw action in four games, including three minutes at Missouri, which went on to reach the Elite Eight.

2007-08 (SOPHOMORE)

Nelson continued his development in the Husker program as he saw action in nine contests as a backup in the post behind all-league center Aleks Maric. Nelson averaged 0.9 points and 0.4 rebounds per game while hitting 3-of-7 shots from the floor and 2-of-3 from the free throw line.

Nelson competed in six non-conference games but did not see action during Big 12 play until getting two minutes off the bench in the regular-season finale against Colorado. Nelson hit his only shot from the field against the Buffs and added a rebound. He came back to see three minutes of action over two games in the National Invitation Tournament (NIT).

In the best performance of his career, Nelson hit both of his field-goal attempts and 2-of-3 at the line to score six points while adding a rebound against Savannah State. He added a career-high eight minutes of action against North Carolina Central just over a week later.

In the classroom, Nelson was named to the Big 12 Commissioner's Fall Honor Roll.

2006-07 (FRESHMAN)

Nelson joined the Husker program as a walk-on following open tryouts during the first semester before official practices began. Despite the late start, he contributed to the Huskers' improvement throughout the season by serving primarily as a practice player.

He appeared in three contests for a total of nine minutes. All three of Nelson's appearances came during Big 12 Conference action, including two road contests. He was one of two new walk-ons (also Nick Krenk) to earn a varsity letter after making the travel squad for every league contest.

Nelson's most extensive action came with five minutes against Oklahoma. He also logged three minutes at nationally ranked Kansas and had one minute at home vs. Colorado when he recorded his only shot attempt.

BEFORE NEBRASKA

Nelson did not compete in basketball in his first season on the Lincoln campus, and instead concentrated his athletic interests on Nebraska's club rugby team. Nelson was named to the All-Big 12 team for his efforts on the field at the lock/jumper position.

Nelson lettered twice in basketball for Atwater-Cosmos-Grove City High School and Coach Terry Miller. He earned all-league honors as a senior when he led the team with 6.0 rebounds and 2.4 blocks per game while hitting 67 percent from the field. He produced 7.3 points per game, and set the school single-game (9) and single-season (60) records for blocked shots. He posted career highs of 19 points and 15 rebounds.

A two-year letterwinner on the basketball court, Nelson also earned a pair of varsity letters in track and field. In the classroom, he was a National Honor Society member and an 'A' Honor Roll student.

PERSONAL

Ben is the son of Dawn and Virgil Nelson, and was born Oct. 5, 1986. He has one brother, Dan. Ben is majoring in mechanized systems management at Nebraska.

CAREER HIGHS

Points... 6 vs. Savannah State (12/11/07)

Rebounds... 1 eight times (last 2/14/09)

Field Goals... 2 vs. Savannah State (12/11/07)

Free Throws... 3 vs. Md. Eastern Shore (1/3/09)

3-point Field Goals... None

Assists... 1 two times (last 12/20/08)

Steals... None

Blocks... 1 vs. Norfolk State (11/20/07)

Minutes... 8 vs. N.C. Central (12/22/07)



NELSON'S CAREER STATS

vs. All Opponents

Year	MP	G-GS	FG-FGA	Pct.	3FG-3FGA	Pct.	FT-FTA	Pct.	Rebounds							
									O-D	Tot.-Avg.	F	A	TO	B	S	TP-Avg.
2006-07	9	3-0	0-1	.000	0-0	.000	0-0	.000	0-0	0-0.0	1	0	2	0	0	0-0.0
2007-08	30	9-0	3-7	.429	0-0	.000	2-3	.667	2-2	4-0.4	1	1	1	1	0	8-0.9
2008-09	23	11-0	0-0	.000	0-0	.000	3-4	.750	1-3	4-0.4	4	1	3	0	0	3-0.3
TOTAL	62	23-0	3-8	.375	0-0	.000	5-7	.714	3-5	8-0.3	6	2	6	1	0	11-0.5

vs. Big 12 Opponents

Year	MP	G-GS	FG-FGA	Pct.	3FG-3FGA	Pct.	FT-FTA	Pct.	Rebounds							
									O-D	Tot.-Avg.	F	A	TO	B	S	TP-Avg.
2006-07	9	3-0	0-1	.000	0-0	.000	0-0	.000	0-0	0-0.0	1	0	2	0	0	0-0.0
2007-08	3	1-0	1-1	1.000	0-0	.000	0-0	.000	1-0	1-1.0	0	0	0	0	0	2-2.0
2008-09	5	4-0	0-0	.000	0-0	.000	0-0	.000	0-1	1-0.3	0	0	0	0	0	0-0.0
Total	17	8-0	1-2	.500	0-0	.000	0-0	.000	1-1	2-0.3	1	0	2	0	0	2-0.3



#14

CHRISTOPHER NIEMANN

SOPHOMORE | CENTER | 6-11 | 265 | KÜHLUNGSBORN, GERMANY | ERDGAS EHINGEN/URSPRINGSCHULE

OVERVIEW

Christopher Niemann had hopes of seeing the first action of his Nebraska career this winter, as he was expected to be a key frontcourt player for the Huskers. Those plans were put on hold in late August as he

suffered the second ACL tear of his short career during a non-basketball conditioning session and now will miss the entire 2009-10 season following surgery. He will aim to complete his rehab next spring when he hopes to rejoin the squad on the court.

Niemann, who was forced to sit out last year because of an NCAA ruling on his amateur status while playing in his native Germany, will have three years of eligibility remaining.

2008-09 (FRESHMAN)

Niemann practiced with the team throughout the fall and the whole regular season, giving the Nebraska scout team a large target in the paint. His presence - and height - would have been valuable for the shortest team in Division I, as he made a favorable impression on his coaches and teammates. Niemann showed a variety of low-post moves on offense where he is expected to be able to produce for the Huskers, and has the potential to be a defensive force in the paint and on the glass.

Unfortunately, Niemann's progress was hindered as he suffered a torn ACL during the last week of the regular season that required surgery. His rehabilitation went well until late August when he tore the same ACL for the second time in six months.

He was named to the Big 12 Commissioner's Honor Roll during his first semester at Nebraska in the fall of 2008.

BEFORE NEBRASKA

Niemann signed with the Cornhuskers in November of 2007 and was one of two scholarship newcomers for the 2008-09 campaign. After signing with the Huskers, Niemann put on nearly 30 pounds of muscle

to his frame before arriving in Lincoln. He has tremendous size and a good feel on the offensive end, leading coach Doc Sadler to note comparisons between Niemann and former Husker all-conference center Aleks Maric, who was the same size as a senior as Niemann was as a freshman. Maric ended his career ranked fifth in school history in scoring and second in rebounds.

Niemann played with Erdgas Echingen/Urspringschule where he made solid contributions as he hit nearly 50 percent from the field and averaged about five points and five rebounds per game. He helped the team to a 16-16 record in the 2007-08 season.

A year earlier, Niemann helped Urspringschule win the under 19 national championship. During the regular season, Niemann averaged 9.8 points per game, but caught fire in the playoffs, helping the team with 14.8 points and 8.0 rebounds per contest while advancing to the championship. When Niemann found his offensive rhythm, he helped the squad to an 11-1 record as they earned the first of two straight titles for the school.

Niemann is a native of Kühlungsborn, Germany. He was the second international player recruited by Sadler in three years and will be the fourth foreign-born player to compete for Sadler during his time in Lincoln.

PERSONAL

Christopher is the son of Katrin Niemann, and was born on Dec. 9, 1988. Niemann is majoring in computer science engineering at Nebraska.





BRANDON RICHARDSON

SOPHOMORE | GUARD | 6-0 | 190 | LOS ANGELES, CALIF. | HAWTHORNE HS

OVERVIEW

An athletic guard who can play both the point and off guard, Brandon Richardson will look to find more time on the court in his third year in the program. A solid threat from outside the arc, Richardson also showed flashes of being a strong man-to-man defender last season as he came off the bench in 27 contests. With more consistency, he could be counted on for significant minutes as one of Nebraska's more experienced backcourt players.

2008-09 (R-FRESHMAN)

Richardson had a strong first season on the court for the Cornhuskers in 2008-09. Richardson averaged 15.3 minutes per game in both the non-conference and Big 12 slates. Despite battling a shoulder injury in the first part of the conference season, he averaged 4.1 points and 1.3 rebounds per game. He shot 40 percent from the field, including 31.4 percent from long range and was also one of the team's most accurate shooters at the free throw line where he connected on 82.1 percent (32-of-39) of his attempts on the season.

Richardson started the campaign on a strong note as he averaged more than 18 minutes and six points per game over the first four contests, including 23 minutes against Arkansas-Pine Bluff. He hit 3-of-4 shots from the floor and 3-of-4 at the charity stripe for nine points. He also added a pair of assists.

After struggling offensively for much of the month of December, Richardson regained his shooting touch after the New Year as he hit 5-of-9 shots, including a pair of 3-pointers, while adding four assists and two steals in the final two games before the start of Big 12 Conference play. In the Huskers' final non-conference game of the regular season, Richardson hit two shots in his first 11 minutes on the court but suffered a shoulder injury that knocked him out of action for the next four games.

Once Richardson returned to the court, he was red-hot from the start, hitting 2-of-3 field-goal attempts, including both 3-point

tries, for eight points in an overtime loss to Oklahoma State. After being held scoreless in five minutes against Kansas, he came back to post the first of two double-figure scoring games on the road. His first effort came as he hit a season-best 4-of-5 shots to score 11 points in a road win at Texas Tech. He drained a season-high three 3-pointers, helping him finish with 16 treys on the year.

Two weeks later, he added a season-high 12 points in 20 minutes of action at nationally ranked Missouri. Richardson connected on 3-of-5 field-goal attempts with a pair of 3-pointers and added a season-best four rebounds with two assists and a steal. The Missouri contest was the first of two consecutive games that Richardson played at least 20 minutes, although his season-high 24-minute performance against Colorado in the next contest was not what he hoped for as he went 1-of-7 from the field for his toughest shooting night of the season.

Richardson rebounded to record at least one field goal in five of the last six games of the year. He also finished on a strong note on the glass as he had 17 rebounds -- half of his season total -- over the last seven games of the regular season, including six contests with multiple rebounds.

Richardson made a name for himself on the defensive end as he gained a reputation as one of the team's top man-on-man defenders while helping the Huskers lead the Big 12 Conference and rank in the top 25 nationally in scoring defense. Along the way he posted 25 steals, including six games with at least two steals. His total, which included a season-high four thefts in the season-opener against San Jose State, placed him ninth on the Nebraska freshman steals chart alongside Ryan Anderson.

2007-08 (FRESHMAN)

Richardson redshirted during his first season in Lincoln. He used the time to his benefit, as he gained more than 20 pounds of muscle during his redshirt season while learning the Husker offensive and defensive schemes.

BEFORE NEBRASKA

Richardson helped Hawthorne High School and coach Mike Rios to 36 wins over his final two seasons. Following each of his last two campaigns, Richardson was named a first-team all-state selection by the state high school coaches association. After his senior season, Richardson also earned Nike All-America honors.

A three-year starter, Richardson garnered all-conference accolades four times in his career, including earning first-team honors each of his last three seasons. Richardson was also named the league's most valuable player, and was an all-area and All-California Interscholastic Federation (CIF) first-team selection after leading his squad to the playoffs as a senior. In the first round of the state playoffs, Richardson scored a career-high 38 points and came back to add 31 points in the second round.

Richardson scored at least 20 points in 13 of 28 games as a senior. He averaged 20.4 points and 7.0 rebounds per game in 2006-07 while topping the 2,000-point scoring plateau. Richardson was an immediate contributor for Hawthorne beginning in his freshman year, and exploded onto the scene as a junior when he posted 22.5 points, 5.5 rebounds, 3.7 assists and 3.0 steals per game. He helped Hawthorne to a 19-10 overall record as a junior, including a perfect 10-0 mark in league action. It was the first time in school history that the team went undefeated in league play and the first conference title since 1991.

PERSONAL

Brandon is the son of Denise and Gentry Richardson, and was born on Dec. 31, 1988. He has one brother, Trey. Brandon is majoring in sociology at Nebraska.

Richardson, who was one of three high school players to sign in coach Doc Sadler's first fall recruiting class, was heavily recruited by several West Coast schools before signing with Nebraska.

CAREER HIGHS

Points... 12 at Missouri (2/14/09)

Rebounds... 4 at Missouri (2/14/09)

Field Goals... 4 at Texas Tech (1/31/09)

Free Throws... 4 two times (last 2/24/09)

3-point Field Goals... 3 at Texas Tech (1/31/09)

Assists... 3 at Kansas State (2/28/09)

Steals... 4 vs. San Jose State (11/16/08)

Blocks... None

Minutes... 24 vs. Colorado (1/18/09)



RICHARDSON'S CAREER STATS

vs. All Opponents

Year	MP	G-GS	FG-FGA	Pct.	3FG-3FGA	Pct.	FT-FTA	Pct.	Rebounds							
									O-D	Tot.-Avg.	F	A	TO	B	S	TP-Avg.
2007-08									--- Redshirt ---							
2008-09	414	27-0	32-80	.400	16-51	.314	32-39	.821	5-29	34-1.3	31	24	17	0	25	112-4.1
Total	414	27-0	32-80	.400	16-51	.314	32-39	.821	5-29	34-1.3	31	24	17	0	25	112-4.1

vs. Big 12 Opponents

Year	MP	G-GS	FG-FGA	Pct.	3FG-3FGA	Pct.	FT-FTA	Pct.	Rebounds							
									O-D	Tot.-Avg.	F	A	TO	B	S	TP-Avg.
2007-08									--- Redshirt ---							
2008-09	184	12-0	15-40	.375	10-28	.357	15-19	.789	3-19	22-1.8	13	8	8	0	8	55-4.6
Total	184	12-0	15-40	.375	10-28	.357	15-19	.789	3-19	22-1.8	13	8	8	0	8	55-4.6



CHRISTIAN STANDHARDINGER

FRESHMAN | FORWARD | 6-8 | 210 | MUNICH, GERMANY | ERDGAS EHINGEN/URSPRINGSCHULE

OVERVIEW

Christian Standhardinger was the last player to get to campus and join the Husker roster in late August, despite signing with the Huskers in the fall of 2008. He finally made his way from Germany after the NCAA Eligibility Center cleared him for competition and following a special waiver being granted to Nebraska for a 14th scholarship for this season.

Now that Standhardinger joined the squad, the Huskers will be eager to have his offensive production on the court, although they will have to wait until the second semester. Part of Standhardinger being cleared to play this season was a provision by the NCAA that he sit out the first 15 games of the year. The first regular-season game he is eligible to play in is the Huskers' Big 12 opener at Texas A&M on Jan. 9.

On the court, the 6-8, 210-pounder will provide a unique offensive weapon.

With a strong will to get to the basket, Standhardinger has proven his scoring ability at several levels in his native Germany, and hopes to see that translate in NCAA competition. He has a knack for getting to the basket and drawing fouls with his lanky frame, and he is a strong finisher from the free throw line. His range extends out to the 3-point line, although with his height, Standhardinger may be asked to play more on the interior this season.

BEFORE NEBRASKA

Standhardinger is relatively unknown to college basketball fans in the United States but has earned a reputation of being a tough-nosed competitor with an ability to score from anywhere on the court in Germany. He has good size to play small forward and possesses a solid basketball IQ. He comes from the same school in Germany as current Husker center Christopher Niemann.

In 2009, Standhardinger averaged a stellar 22.2 points, 8.5 rebounds, 2.1 assists and 1.6 steals over 26 games for Ehingen. He hit 54.7 percent (151-of-276) from the floor, including 40.6 percent (43-of-106) from beyond the arc. At the charity stripe, he knocked down 146-of-202 attempts for a solid 72.3-percent accuracy.

In possibly his most impressive game of the year, Standhardinger posted a season-best 41 points against Speyer when he hit 11-of-19 from the field with five 3-pointers while draining 14-of-16 attempts at the charity stripe. He also added 13 rebounds in the contest.

Standhardinger also had game highs of 16 rebounds, eight assists and six steals during the campaign. His 16 boards and eight assists came in the same game against Freiburg, when he hit 8-of-17 from the floor to post 22 points. He tied his season best with two blocks in the contest.

On the year, Standhardinger topped 25 points seven times while posting at least 20 points in 21-of-26 games played. He nailed at least 10 field goals in six contests, including hitting at least two 3-point shots in nine of his last 12 games. At the foul line, he had double-figure attempts eight times with a season-high 18 attempts (11 made) in the third game of the season. During his strong start to the season, he was named the league's Youngster of the Month on two occasions and once was the Player of the Month.

The previous year, Standhardinger averaged 17.1 points and 7.4 rebounds per game for Ehingen while hitting 47.3 percent from the floor. He has made tremendous improvements from long range, as he hit just 18.9 percent (10-of-53) from beyond the arc in 2007-08. In the 2-point area, he hit 115-of-211 (54.5 percent) that season.

Standhardinger came to the United States with the same Urspringschule squad as Niemann that played in the Arby's Classic in Bristol, Tenn., in the winter of 2007-08. Standhardinger led the team to a fourth-place finish in the tournament and was the only player from his team named to the all-tournament squad. In the final of the 2008 U19 German Championship, the 6-8, 210-pounder scored 37 points and posted 12 rebounds. He also earned top scorer honors at the Europe's Best Junior Tournament in 2007 and was the MVP of the German Top 4 in 2007.

A year earlier while playing for Urspringschule, the talented wing/forward scored a career-best 52 points in a contest against Ulm as he hit 19-of-21 shots in the game. Later that season, he posted a career-high 22 rebounds against Mittlehessen. He averaged 7.1 points and 2.5 rebounds per game in his first year at Urspringschule while hitting 53.9 percent from the field and 66.2 percent at the line.

Standhardinger has also been a member of the German Junior National Team, where he averaged 8.0 points and 2.0 rebounds per game at the 2007 U18 European Championships. He posted his best games with 16 points on 6-of-8 shooting against Israel and added 15 points with five rebounds (four offensive) against Russia in back-to-back games.

Standhardinger is one of four international players to sign with the Huskers since coach Doc Sadler took over the program before the 2006-07 campaign.

PERSONAL

Christian is the son of Elizabeth and Gunter Standhardinger and was born on July 4, 1989. He has twin sisters, Kristin and Kathrin. Christian is planning to major in business management at Nebraska.

While Christian was born and raised in Germany, his mother is originally from the Philippines, making him one of only a handful of Division I basketball players of Filipino heritage this season.

Both Kristin and Kathrin Standhardinger also compete in collegiate athletics, as they are freshmen on the volleyball team at Armstrong Atlantic State University in Savannah, Ga. The Standhardinger sisters led AASU to an 11-4 start to the season, with Kathrin starting at outside hitter and Kristin guiding the offense as the starting setter. Each was named the league player of the week on at least one occasion in the first month of the season.





BRANDON UBEL

FRESHMAN | FORWARD | 6-10 | 220 | OVERLAND PARK, KAN. | BLUE VALLEY WEST

BEFORE NEBRASKA

Ubel joined the Huskers after a great senior season on the court. He was rewarded by being named one of five players on the Class 6A (largest classification) all-state first team by the Kansas Basketball Coaches Association. Under coach Donnie Campbell, Ubel earned the accolade after averaging 17.7 points and 7.6 rebounds per game, both team highs and among the conference leaders.

As a senior, Ubel was impressive from the floor, hitting 51 percent inside the arc and an outstanding 80 percent (109-of-136) at the charity stripe.

Ranked among the top 80 high school forwards in the country by Scout.com, Ubel also has shown range that extends out to the 3-point line, where he hit 21-of-64 (33 percent) as a senior. He also added 1.5 blocked shots, 1.5 steals and 1.3 assists per contest to show a well-rounded game. In fact, he had more than half of the team's blocked shots (33 of 62) and more than a quarter of the team's steals (32 of 116).

As a junior, he helped Blue Valley West to the first round of the state tournament and a 15-8 record while posting nearly 16 points and six rebounds per game. He hit 55 percent from the floor and 88 percent at the charity line. His team also won the Class 6A state title during his sophomore season, posting an 18-7 record.

During the 2008 summer AAU circuit, Ubel began to come into his own, averaging close to 20 points and eight rebounds per game for the Wedman Pumas.

Ubel drew interest from Marquette and Stanford and was offered scholarships from Drake, Illinois State and Utah State before choosing the Huskers. Entering his senior year, he owned a 4.1 grade-point average in high school and already had a connection to Nebraska before signing with the Huskers, as his sister, Kayla Ubel, runs middle distance on the Husker track team.

PERSONAL

Brandon is the son of Doug and Lynette Ubel and has one sister, Kayla.

Brandon was born on Aug. 29, 1991. He was the third-youngest player on a Big 12 Conference roster entering the 2009-10 season, only older than Jaye Crockett of Texas Tech (Oct. 16, 1991) and Tyler Stone of Missouri (Sept. 8, 1991).

Ubel is planning to major in broadcasting at Nebraska. During high school at Blue Valley West, he was an honor roll student and a member of the National Honor Society.

OVERVIEW

Brandon Ubel (pronounced YOU-bell) was an early signee for the Cornhuskers in the fall of 2008. At 6-10, 220 pounds, Ubel possesses a strong work ethic and has coupled that with a high basketball IQ to continually improved his stock on the court.

Ubel is a skilled forward with a nice touch from outside who also possesses the ability to score off a number of post moves and mid-range jumpers. Ubel's strong interior passing skills and his ability to knock down the outside shot will be valuable to the Huskers. He also will provide athleticism in the paint as he gains experience.

Ubel likely would have seen playing time as a freshman, but his minutes may be higher than previously anticipated with the preseason injury to center Christopher Niemann that will sideline him for the season. Ubel will be the second-tallest active player for the Huskers entering the 2009-10 campaign.





MITCH ALBERS

JUNIOR | GUARD | 6-3 | 180 | PAPIILLION, NEB. | PAPIILLION-LA VISTA HS | NEBRASKA-OMAHA

BEFORE NEBRASKA

Albers ranked second on the team in scoring as a sophomore at UNO, averaging 15.7 points per game while hitting 47.6 percent (166-of-349) from the floor. He was nearly as strong from 3-point range where he hit 43.4 percent (46-of-106). Albers also averaged 2.7 rebounds and 1.9 assists per game while helping the Mavericks to a 17-11 record. At the free throw line, Albers hit 73.8 percent (62-of-84).

On the year, Albers recorded seven games of at least 20 points, including a season-high 30 against Washburn University. He hit 13-of-21 from the floor including three treys and added four assists. For his efforts on the season, he was named an honorable-mention all-conference selection.

As a freshman, Albers played in all 32 games and finished fifth on the squad in scoring at 11.5 points per game. He posted

48 treys on the year to rank second on the squad while hitting 40.3 percent from beyond the arc. Albers posted a season-best 26 points against Montana State-Billings when he connected on 6-of-7 attempts from 3-point range. He also earned league player-of-the-week honors for scoring 25 points at North Dakota.

As a senior at Papillion-La Vista High School, Albers led the state in scoring with 23.6 points per game, while adding 5.0 rebounds and 3.0 assists per game. He set the school scoring record with 1,357 points and was the captain of the Omaha-World Herald all-state team in his final season. He also lettered in football in high school.

PERSONAL

Albers is the son of Pam Albers and was born on June 23, 1988. He has a sister, Chelsea, and a brother, Tyler, who was Mitch's teammate the previous two years at UNO.

OVERVIEW

Mitch Albers transferred to Nebraska at the beginning of the fall semester and will sit out this season under NCAA transfer guidelines. After playing two years at Nebraska-Omaha, Albers will have two years remaining with the Huskers after sitting out this year.

With solid size and a knack for scoring, Albers will look to provide a scoring boost for the Huskers next winter. During his two-year career at UNO, he scored more than 800 points for the Mavericks.



DRAKE BERANEK

SENIOR | GUARD | 6-4 | 185 | RAVENNA, NEB. | RAVENNA HS | NEBRASKA-KEARNEY

shooting touch and the ability to get to the basket. His maturity and work ethic on the court during practices this winter will be beneficial for an inexperienced Husker squad.

BEFORE NEBRASKA

Beranek spent three years at Nebraska-Kearney as the Lopers posted a 51-35 record. Individually, Beranek was a three-time all-conference selection after averaging 17.9 points per game over his career. Also a two-time all-region selection, he ranked 15th on the UNK career scoring chart with 1,453 career points over 81 games.

Last year, the 6-4, 185-pound Beranek led the conference in scoring at 21.9 points per game, an average that ranked 11th in Division II. He hit 49.5 percent (211-of-426) from the floor – including an impressive 43.3 percent (52-of-120) from beyond

the arc – while draining 82.1 percent (96-of-117) at the free throw line. He also averaged 6.9 rebounds per game and more than three assists per contest.

He posted a season-high 40 points in a win at New Mexico Highlands and had a career-best 41-point effort against Metro State as a sophomore when he averaged 20.5 points and 9.3 rebounds per game. In his career, he posted 11 games of 30 or more points and had 18 double-doubles.

In high school, Beranek was coached by his father, Paul Beranek, at Ravenna High School. The younger Beranek helped the team to a 73-7 record over his final three seasons, including a 41-game win streak along with a state championship and a state runner-up finish. As a senior, Beranek ranked in the top 10 in the state in 10 different categories.

PERSONAL

Drake is the son of Paul and Brenda Beranek, and was born April 24, 1988. He has two brothers, Riley and Connor.

Drake is planning to major in communication studies at Nebraska. Drake was a member of the honor roll and the National Honor Society at Ravenna High School.

OVERVIEW

Drake Beranek joined the Husker roster at the start of the fall semester but will have to sit out the 2009-10 season under NCAA transfer guidelines. When he returns to the court next year, he will have one season of eligibility remaining.

Beranek came to Nebraska to try his hand at Division I basketball after being one of the top players in Division II the past three years at Nebraska-Kearney. With nearly 1,500 points to his credit at UNK, Beranek has shown an outstanding



MIKE FOX

R-FRESHMAN | G | 6-4 | 195 | BEATRICE, NEB. | BEATRICE HS | NORTHWEST MISSOURI STATE

2008-09 (FRESHMAN)

Fox joined the Huskers at Christmas after spending the fall semester at Northwest Missouri State. He enrolled for the fall semester but did not officially practice with the NMSU basketball team during the competition season. He redshirted once he arrived at Nebraska and will be eligible to play starting this fall.

OVERVIEW

Mike Fox has brought a strong work ethic to the practice court and hopes to see that effort rewarded in his first year of action with the Huskers. Fox was the second Nebraska native to transfer into the Husker program under coach Doc Sadler, and was followed this past summer by upperclassmen Drake Beranek and Mitch Albers. Despite standing just 6-4, Fox has earned a reputation as a strong rebounder, something that could benefit the Huskers this season.

BEFORE NEBRASKA

Fox was an all-state performer at Beatrice High School as a prep. He helped Beatrice and coach Jim Weeks to a Nebraska Class B state title in 2008, when he averaged 15.8 points and 9.7 rebounds per game. The Orangemen finished his senior season with a 23-3 record, defeating Elkhorn in the state title game. Fox had a pair of free throws with 2.4 seconds remaining for the final margin, giving Beatrice its second state title in four years.

Fox, who was a freshman when Beatrice (24-0) won the 2005 state title, helped Beatrice to a Class B runner-up finish as a junior. He posted a career high with 31 points against Grand Island Northwest as a senior while posting multiple games with a career-best 15 rebounds.

Fox earned Class B first-team all-state honors from both the Lincoln Journal Star and Omaha World-Herald in 2008 and was a two-time Class B player of the year. He was selected to the Journal Star's Super State team and was a second-team All-Nebraska honoree by the World-Herald. Fox led Class B in rebounding at 9.7 boards per game in 2008, and ranked second in the state in free throw percentage, hitting 81.0 percent (81-of-100) as a senior.

A four-year letterman in basketball, Fox also lettered three seasons in soccer and twice in tennis. He was a National Honor Society member and was on the honor roll and student council at Beatrice.

PERSONAL

Mike is the son of Paul and Deb Fox, and was born Oct. 20, 1989. He has two brothers, Sean and Steve and one sister, Lauren.



MATT KARN

SENIOR | GUARD | 6-3 | 190 | PHILPOT, KY. | OHIO COUNTY HS | SHAWNEE (ILL.) CC

sharpshooter returned to the practice court with the Huskers in late February.

BEFORE NEBRASKA

Karn joined the Husker program after playing at Shawnee (Ill.) Community College for coach John Sparks. Karn was outstanding for Sparks in 2006-07 and earned second-team preseason All-America honors from the NJCAA before a leg injury sidelined him for all of the 2007-08 season. He also missed the 2005-06 season at Shawnee with a wrist injury.

During the 2006-07 campaign, Karn averaged 17.5 points per game to rank among the top 50 scorers in NJCAA Division II. He ranked second in the league in 3-point field goals, and had eight games with at least four treys, including twice tying his season high with seven 3-pointers in a contest. Karn was also proficient from the foul line as he ranked 19th in the country by

hitting 81.2 percent from the charity stripe.

As a prep, Karn competed at Ohio County (Ky.) High School for coach Kyle Estes, where Karn averaged 14 points, six rebounds, three assists and nearly two steals per game during his senior campaign. He shot better than 50 percent from the field, 39 percent from behind the arc and 81 percent from the free throw line while helping Ohio County finish the season as region champs with a record of 26-8. Ohio County lost in the first round of the state tournament to the eventual state champion. Individually, Karn earned all-district and all-region honors for his efforts.

During AAU play, Karn played for the Derek Smith All-Stars and the Kentucky Kings. He averaged 23 points and eight rebounds per game for coach Kris Vance and the Derek Smith All-Stars, and added 14 points and five boards per contest for coach Greg Keown and the Kentucky Kings.

PERSONAL

Matt is the son of Timothy and Patti Karn, and was born Jan. 21, 1987. He has one brother, Christopher. Matt is majoring in history at Nebraska.

OVERVIEW

Matt Karn looks to join the Husker lineup for the 2009-10 season after missing three of the past four years with injury. Karn, who transferred to Nebraska last year, has been at full speed after a knee injury since February and could give the Huskers a strong outside shooter off the bench.

2008-09 (JUNIOR)

Karn redshirted his first season in Lincoln, sitting out the 2008-09 campaign while rehabilitating a knee injury. The

NEBRASKA

1



DOC SADLER

HEAD COACH | FOURTH YEAR | ARKANSAS, 1982 | RECORD AT NEBRASKA: 55-40

The Nebraska program is not where Doc Sadler wants it to be. Despite the Huskers' many successes in each of his first three years in Lincoln, the energetic and fiery mentor has bigger goals in mind that include winning championships and reaching heights never before seen in basketball in the Cornhusker State.

He understands the hurdles and knows there is still a long way to go to put those goals within reach. But by historical standards, Sadler is exceeding expectations at an unprecedented rate and quickly making believers out of fans and critics alike by showing that his goals can be reached.

THE SADLER FILE

Full Name: Kenneth Lee Sadler
Date of Birth: June 12, 1960
Hometown: Greenwood, Ark.
Family: Wife, Tonya; Sons, Landon (16) and Matthew (13)
Education: Bachelors of Science, Arkansas, 1982; Masters of Science, Northeastern State, 1991

HEAD COACHING EXPERIENCE

Nebraska, 2006-present;
UTEP, 2004-06;
Arkansas-Fort Smith, 1998-2003

ASSISTANT COACHING EXPERIENCE

Arkansas, 1982-85; Lamar, 1985-86;
Houston, 1986; Chicago State, 1987-88;
Arkansas-Fort Smith, 1988-91; Texas Tech, 1991-94; Arizona State, 1994-97;
Arkansas-Fort Smith, 1997-98; UTEP, 2003-04

AWARDS AND HONORS

NJCAA Region II Coach of the Year, 2001, 2002

CAREER HIGHLIGHTS

- Helped 13 teams to postseason appearances in 17 years as a Division I coach
- U.S. Under-19 National Team Trials Coach in 2007
- Recruited eight future NBA players
- Coached and developed an additional 11 players who went on to play in the NBA
- Reached the postseason following eight seasons as a head coach
- Ranks ninth in Division I history with 27 wins in his first season as a head coach
- Won at least 20 games in three of first five years as Division I head coach
- Guided four players to first-team all-conference honors in three leagues (Big 12, WAC, C-USA) over past five years

Nebraska never had a coach that pushed it to at least 17 victories in each of his first three years on the sideline until Sadler arrived in Lincoln before the 2006-07 season. Since then, it's been one record after another eclipsed as the engaging head coach does his best 'everyman' impression to lift the Huskers out of the Big 12's second tier and into the national spotlight.

Sadler has prodded his Nebraska teams to 55 victories, the most wins by an NU coach in his first three years. Each of the last two years, he has gotten enough out of his team to reach the postseason. But it's been in the National Invitation Tournament (NIT) each of those years, and while he'll say it is an honor to be in that prestigious elder tournament, Sadler wants his team to be in the NCAA Tournament year-in and year-out.

That determination Sadler has shown serves his program and his players well. In five seasons as a Division I head coach, his teams have averaged nearly 21 wins per year, leaving him with a .640 winning percentage (103-58 record). As a head coach, his teams have posted winning marks every season while seven of his 10 squads have won at least 20 games. Overall, he owns a 223-97 (.697) career record as a college head coach.

The find-a-way-to-win attitude

has been the cornerstone for Sadler's coaching career since he got into the business in the early 1980s at Arkansas. It's a career that includes an outstanding resume over the past 25-plus years, which culminated with him being named the 26th head coach in Nebraska history on Aug. 8, 2006.

During his coaching tenure, Sadler has been associated with 13 postseason teams in 17 years in Division I, including four times in five years as a head coach at this level. He has helped 19 players reach the pinnacle of their sport – the National Basketball Association – and he personally recruited eight of those players.

Sadler's success comes as much from his background as it does from his work ethic.

He has an all-star coaching heritage after starting in the business at his home state school, Arkansas, with future Hall of Fame Coach Eddie Sutton. That puts Sadler in the same coaching family under Mr. Henry Iba, a legend and Hall of Famer in his own right. And while Sadler served one year as an assistant and two years as head coach at UTEP, he gleaned knowledge from yet another legend of the college game, Hall of Famer Don Haskins, who won the national title with the first all-black starting lineup at Texas Western (now UTEP) in 1966.

Alongside Sadler's tradition of success, his other impressive personal traits – the charismatic personality, energy, passion and workmanlike approach to winning – made it easy for Sadler to build excitement around the Husker program in such a short time in Lincoln.

In three short years, Sadler has rebuilt the Cornhuskers from the ground up. Not only is the roster now filled with more athleticism and natural ability, but the buzz surrounding the program throughout the state and the Big 12 region is at its highest in at least a decade. The facts state as much:

• The Huskers have posted a pair of appearances in the National Invitation Tournament, as Sadler is just the second Nebraska coach in history to lead his team to two postseason berths in his first three seasons on the sideline.

• With a win in the 2008 postseason NIT, Sadler led Nebraska to just the 12th 20-win season in program history and first since 1999.

• The Cornhuskers finished the 2009 league slate with an 8-8 record, the first .500 conference record by Nebraska in a decade.

• Nebraska saw an average of more than 10,000 fans in conference home games over each of the last two seasons, the first time league attendance at the Devaney Center averaged five figures



since 1998, which is the last year the Huskers reached the NCAA Tournament.

- Nebraska ranked among the nation's elite defensive teams each of the past two years, finishing 18th and 22nd, respectively, in the country and first in the Big 12 in scoring defense, including leading teams in conference-only games by more than three points per contest.

- With 55 wins in his first three years in Lincoln, Sadler set a new mark for most victories by a third-year coach, as he was only the third Husker coach ever to post at least 50 wins in his first three years.

Sadler is also the only coach in program history to post at least 17 wins in each of his three seasons on the Husker sideline. He reached that mark despite Nebraska being picked to finish ninth or lower in the preseason polls each year. That's a true Sadler trademark -- getting the most out of his players every time they step on the floor.

Nebraska opened the 2008-09 campaign with hopes of continuing the momentum gained the previous season and did well to meet those lofty goals. The Huskers posted 18 more wins, including a solid 8-8 mark in league play that left them one game out of fourth place in the final conference standings.

The Huskers faced 12 teams that reached the postseason (16 games), earning six wins including victories over Elite Eight performer Missouri and nationally ranked Texas at home. In total, five of those opponents went on to win at least one game in the postseason.

Nebraska solidified its postseason spot by forging the best scoring defense in the league at 60.4 points per game, the second-best mark at NU in the last 50 years. The Huskers' second straight NIT appearance marked the first time in a decade that Nebraska had played in the postseason in consecutive years. The strong finish also helped several Huskers earn individual honors as Ade Dagunduro was a third-team All-Big 12 selection and an All-Defense Team pick by the coaches,



The Sadler family (from top): Tonya, Matthew, Doc and Landon.

while Dagunduro (All-Underrated), Ryan Anderson (All-Defense) and Paul Velander (All-Bench) were picked to postseason squads by the league's sportswriters.

Following the season, two Huskers (Ade Dagunduro and Nick Krenk) earned their degrees and a third (Chris Balham) picked his up in August. Those players brought the total of players to graduate after playing for Sadler at Nebraska to five, with five more scheduled to earn their degrees in the next year. Former NU guard Marcus Neal Jr. also returned to the program in the summer of 2007 and completed his degree during Sadler's first year in Lincoln.

Sadler's second squad in Lincoln earned every one of its 20 victories in

2007-08. Overall, 18 of NU's 33 games were against teams that qualified for the postseason, including 13 against NCAA Tournament squads.

After starting 0-4 in league play including a pair of losses to top-five Kansas, Sadler showed a steady hand while keeping the program headed in the right direction. Nebraska rebounded to finish 7-5 down the stretch, with only Big 12 co-champions Kansas and Texas holding better records over the final 12 games of league play.

Nebraska suffered a 10-point setback against KU in the Big 12 Tournament despite holding the largest halftime lead over the Jayhawks of any team all year (5 points) and limiting Kansas to its fewest points in any half (22). Kansas went on to

win the Big 12 and national titles while Nebraska finished the season 3-5 against ranked teams, including upsets of No. 16 Oregon, No. 24 Kansas State and No. 22 Texas A&M.

Overall, Sadler owns a 5-12 mark against ranked squads in three years at Nebraska.

The wins over KSU and A&M came in back-to-back games, with the victory over the Aggies in College Station, Texas, marking Nebraska's first road league win over a ranked team since 1999. That was also the last time NU defeated ranked teams in back-to-back games. The Huskers' win over Oregon -- one of five victories over teams that qualified for the postseason -- was the first ever home win against a ranked non-conference team outside of Lincoln as the squads faced off in front of more than 12,000 fans in the Qwest Center in Omaha.

By buying into Sadler's plan, center Aleks Maric and guards Dagunduro and Steve Harley reaped the rewards with postseason accolades. Maric was a 2008 first-team All-Big 12 selection and a first-team all-district honoree, while Dagunduro and Harley -- both junior college products -- were tabbed to the 2008 Big 12 All-Newcomer Team.

Maric became just the third player in the Big 12 era to record at least 1,600 points and 1,000 rebounds as he finished fifth all-time in scoring (1,630) and second in rebounding (1,030) at Nebraska. He completed his career with

SADLER YEAR BY YEAR

Years	Team	Record	Notes
1998-99	Arkansas-Fort Smith	16-14 (.533)	First year as head coach at collegiate level
1999-00	Arkansas-Fort Smith	24-7 (.774)	Bi-State Conference East Champions
2000-01	Arkansas-Fort Smith	30-5 (.857)	Finished season ranked No. 5 nationally, Bi-State Conference East Champions, NJCAA Region II Champions
2001-02	Arkansas-Fort Smith	30-6 (.833)	Finished season ranked No. 7 nationally, NJCAA Region II Champions, Bi-State Conference East Champions
2002-03	Arkansas-Fort Smith	20-7 (.741)	Bi-State Conference East Champions
2004-05	UTEP	27-8 (.771)	WAC Tourney champs; NCAA Tournament -- lost to Utah, 60-54
2005-06	UTEP	21-10 (.677)	NIT -- defeated Lipscomb, 85-66; lost at Michigan, 82-67
2006-07	Nebraska	17-14 (.548)	Third-winningest first-year coach in NU history
2007-08	Nebraska	20-13 (.606)	NIT -- defeated Charlotte, 67-48; lost at Mississippi, 85-75 (ot)
2008-09	Nebraska	18-13 (.581)	NIT -- lost at New Mexico, 83-71
	Career Totals	10 years, 223-97 (.697)	6 Postseason Appearances; 4 Conference Championships
	Division I Totals	5 years, 103-58 (.640)	4 Postseason Appearances
	At Nebraska	3 years, 55-40 (.579)	2 Postseason Appearances

STARTING STRONG

Doc Sadler has a history of starting strong. At UTEP, Sadler's first team posted what was then the seventh-highest single-season victories total for a first-year Division I head coach (today it's ninth). At Nebraska, Sadler has helped his first three Husker squads to two postseason appearances and 55 wins, the highest win total ever by a third-year mentor at NU.

COACHING VICTORIES IN FIRST THREE YEARS AT NEBRASKA

Name, Years	Wins	Record
1. Doc Sadler, 2007, 2008, 2009	55	55-40
2. Moe Iba, 1981, 1982, 1983	53	53-34
3. Danny Nee, 1987, 1988, 1989	51	51-46
4. E.O. Stiehm, 1912, 1913, 1914	46	46-6
5. Barry Collier, 2001, 2002, 2003	38	38-50

19 school or conference records before going on to a professional career.

A year earlier, Sadler got up and running quickly when he was hired in August 2006, as he had less than 90 days before the start of fall practice to get his staff in order, finish the schedule and round out the roster, including re-recruiting players from the previous season. As he accomplished each task with resounding success, Sadler's drive and determination rewarded the Husker faithful with immediate dividends, not only on the court but also with a feeling that the program was again headed in a positive direction.

Sadler opened his Nebraska career with five straight wins, including his 50th as a Division I head coach in a victory over nationally ranked Creighton. He went on to guide an undermanned Husker squad to 17 wins, tying for the third-most victories by a first-year coach in Nebraska history.

The Huskers' immediate improvements under Sadler were a direct reflection of his simple approach and ability to get the most out of his players. Sadler demands that his players give maximum effort every time they step on the court - whether in practice or a game. The defensive-minded coach reciprocates by providing players the freedom to create scoring opportunities on the offensive end.

The biggest benefactor of Sadler's creative style in 2006-07 was Maric, who blossomed into arguably the Big 12's top post player. Maric was one of the league's most improved players as he averaged 18.5 points and 8.7 rebounds per game while hitting a league-high 56.5 percent from the floor.

Maric was far from the only beneficiary of Sadler's savvy coaching. Four other Huskers entered the Nebraska record books in 2007, including seniors Charles Richardson Jr. (third in NU single-season assists) and Marcus Perry (sixth in NU single-season 3-pointers). After posting impressive numbers on the court, Richardson and Perry also became the first Huskers to earn their degrees after playing for

Sadler.

Following the season, Sadler was honored to receive an invite to serve as a Trials Team Coach for the 2007 U.S. Under-19 World Championships team, the first stint of his career working with USA Basketball. Selected to the position by his peers, Sadler coached invited participants at the Dallas Mavericks' facilities and helped the coaching staff choose the team that went on to win the silver medal at the 2007 U-19 World Championships.

Before Sadler, 49, brought his engaging personality and hard-nosed basketball style to the Big 12 Conference, he spent two impressive seasons as head coach at Texas-El Paso, where he helped continue the long-standing tradition of success in Miners basketball.

Sadler's UTEP teams boasted 48 victories in his two years as head coach and won 72.7 percent of their games. Including his first season with the Miners as an assistant coach, Sadler helped UTEP to 72 victories over three years, ranking the Miners 20th nationally in victories

during that span. The Miners gained three straight postseason appearances with Sadler on the bench.

A native of Greenwood, Ark., Sadler made one of the most successful Division I coaching debuts in college basketball history, as his 2004-05 Miners squad ran to an impressive 27-8 record and an NCAA Tournament berth. UTEP won a school-record 14 Western Athletic Conference (WAC) games and its first WAC Tournament title in 15 years to earn the league's automatic bid to the Big Dance.

The 27 wins were one off the UTEP school record. They also put Sadler in rare territory, as the mark still ranks ninth in NCAA history for victories by a first-year Division I coach.

Sadler led UTEP to 21 victories in 2005-06 and an NIT berth, relying on a defense that ranked 15th nationally by allowing only 59.5 points per game. UTEP set a C-USA record by allowing just 56 points per game in conference play in 2005-06, and also allowed teams to hit just 40.6 percent from the floor on the year, the program's best mark since 1974.

While solid defense is a staple of his teams, Sadler understands the need to put creative scorers in a position to flourish. That was especially noticeable in his first UTEP team, as the 2005 Miners set the school record for points scored (2,616, 74.7 ppg), assists (579) and free throw percentage (.792).

Sadler helped two players, Omar Thomas and Filberto Rivera, earn first-team All-WAC honors in 2005, the first time UTEP had a pair of players on the

first squad in 20 years. Thomas also earned MVP honors after an outstanding performance at the league tournament. A year later, John Tofi, one of two 1,000-point scorers on the squad, was the third Miner to earn a first-team all-league certificate under Sadler.

Before taking over as head coach, Sadler was an assistant at UTEP under then-head coach Billy Gillispie in 2003-04 when the Miners made their first NCAA Tournament appearance in more than a decade. Under Gillispie and Sadler, UTEP tied the biggest turnaround in NCAA history that season as it went from six wins the previous year to 24 wins in Sadler's first season assisting the Miners.

Sadler honed his coaching skills in his native state as he served as a head coach in the junior college ranks for five years at Arkansas-Fort Smith from 1999 to 2003. The success at UTEP should have come as little surprise to anyone who knows Sadler, as he posted a 120-39 record at Fort Smith.

Sadler served two stints as an assistant coach at Arkansas-Fort Smith, first in 1988-91 and then again during the 1997-98 season. He took over as head coach and athletic director in 1998 and served in that capacity until 2003 when he left to join Gillispie at Texas-El Paso.

Sadler's teams won the Bi-State East Conference title each of his last four years at Arkansas-Fort Smith. The 2001 and 2002 NJCAA Region II Coach of the Year, Sadler led the Lions to the region title and an appearance in the NJCAA national tournament while winning 30 games each of those seasons. Off the court, his teams had a



95 percent graduation rate during his tenure and every sophomore over his last two seasons at UAFS was awarded a scholarship to a four-year institution, including eight Division I scholarships.

Honing his administrative and fundraising skills, Sadler oversaw a department that posted a 72.4 winning percentage across all sports under his guidance while he also spearheaded efforts to build a new basketball arena for the university.

Considered by many to be a tremendous tactician and strategist, Sadler is equally as impressive on the recruiting paths. Sadler has signed eight players who have gone on to play in the NBA, including Michael Batiste, Tony Battie, Cory Carr, Mark Davis, Darvin Ham, Eddie House, Maurice Jeffers and Jason Sasser. Two of those players (Tony Battie, Orlando; Eddie House, Boston)

played in the NBA Finals over the past two seasons.

Sadler has also coached 11 other players who reached the NBA -- Greg Anderson, Mario Bennett, Randy Brown, Isaac Burton, Byron Irvin, Joe Klein, Andrew Lang, Ron Riley, Alvin Robertson, Darrell Walker and Rickie Winslow. Overall, Sadler's total is an impressive 19 former pupils who reached the highest level of professional basketball.

Sadler, who pulled in a top-25 recruiting class in 2007 in his first full season recruiting for Nebraska, has a unique ability to build relationships and then develop players both on and off the court. Along with his NBA pupils and all-conference picks, Sadler has seen his players succeed in the classroom, including 10 Huskers on the 2007-08 team who earned at least a 3.0 grade-point average in the first semester.

As an assistant coach, Sadler served stints at seven current Division I schools, including Arkansas (1982-85, under Coach Eddie Sutton), Lamar (1985-86, under Coach Pat Foster), Houston (1986), Chicago State (1987-88, under Coach Tommy Suits), Texas Tech (1991-94, under Coach James Dickey), Arizona State (1994-97, under Coach Bill Freider) and UTEP (2003-04, under Coach Billy Gillispie).

Over 12 full seasons as a Division I assistant coach, nine of his teams reached the postseason, including ASU's 1996 team that reached the Sweet 16 of the NCAA Tournament. At Texas Tech, Sadler helped the Red Raiders to the 1993 Southwest Conference title and an NCAA appearance. He recruited talent that helped the Red Raiders to a 28-1 record and a Sweet 16 appearance in 1996.

The energetic Sadler also served one

season as a high school coach, guiding County Line High School to a 38-7 record. Sadler's late father, Charles, coached football at the high school level for more than 30 years in Arkansas, and Sadler's brother, Pedro, is currently head golf coach and assistant basketball coach at Fort Smith Southside High School.

Sadler, who was a four-year student manager for the Arkansas Razorbacks under Coach Eddie Sutton, earned his bachelor's degree in physical education in 1982 before beginning his collegiate coaching career with Sutton at Arkansas. Sadler added a masters of science degree in education from Northeastern State in 1991. Sadler and his wife, Tonya, who is also a native of Greenwood, Ark., have two sons, Landon (16) and Matthew (13).

SADLER AGAINST ALL OPPONENTS

Team	Record
Alabama-Birmingham	1-1
Alabama A&M	3-0
Alabama State	2-0
Alcorn State	1-0
Arkansas-Pine Bluff	2-0
Arizona State	2-1
Baylor	1-3
Boise State	3-0
Central Florida	0-1
Charlotte	1-0
Colorado	4-2
Creighton	2-1
Delaware State	1-0
East Carolina	1-0
Florida A&M	1-0
Fresno State	1-1
Georgetown	0-1
Hawaii	3-1

Houston	2-1
IPFW	3-0
Iowa State	2-4
Jackson State	1-0
Kansas	0-7
Kansas State	3-3
Lipscomb	1-0
Louisiana-Lafayette	0-1
Louisiana Tech	1-1
Lubbock Christian	1-0
Marshall	1-0
Maryland Eastern Shore	2-0
Memphis	0-1
Miami	1-0
Michigan	0-1
Mississippi	0-1
Mississippi Valley State	1-0
Missouri	5-2
Nebraska-Omaha	1-0

Nevada	1-1
New Mexico	0-2
New Mexico State	4-0
Norfolk State	1-0
North Carolina Central	1-0
North Texas	1-0
Occidental College	1-0
Oklahoma	1-2
Oklahoma State	1-3
Oklahoma Panhandle State	1-0
Oregon	1-1
Oregon State	0-1
Pacific	1-1
Presbyterian	1-0
Princeton	1-0
Rice	4-0
Rutgers	1-1
Saint Louis	1-0
Savannah State	2-0

San Jose State	3-0
South Carolina State	1-0
Southern Illinois	0-1
Southern Methodist	4-0
Southern Miss	2-0
Syracuse	0-1
TCU	1-0
Texas	1-2
Texas A&M	1-2
Texas Permian Basin	1-0
Texas Southern	1-0
Texas Tech	3-2
Tulane	1-0
Tulsa	3-1
UMBC	0-1
Utah	0-1
Western Kentucky	1-1
Western New Mexico	1-0
Wyoming	1-0
Total	103-58

SADLER-ERA TEAM SUPERLATIVES

POINTS
 NU high -- 88; vs. Oregon (12/15/07), vs. Maryland Eastern Shore (1/3/09)
 Opponent high -- 92; Kansas (2/17/07)
 NU low -- 39; twice (last 3/8/07)
 Opponent low -- 28; North Carolina Central (12/22/07)
 NU high (half) -- 53; vs. Norfolk State (11/20/07)
 Opponent high (half) -- 56; Kansas (2/17/07)
 NU low (half) -- 15; at Kansas (1/26/08)
 Opponent low (half) -- 8; vs. North Carolina Central (12/22/07)

FIELD GOALS
 NU high -- 33; vs. Maryland Eastern Shore (1/4/08 and 1/3/09)
 Opponent high -- 35; Kansas (2/17/07)
 NU low -- 13; at Arizona State (12/7/08)
 Opponent low -- 9; North Carolina Central (12/22/07)
 NU high attempts -- 65; twice (last 12/15/07)
 Opponent high attempts -- 65; Missouri (2/24/07)
 NU low attempts -- 37; vs. Creighton (11/18/06)
 Opponent low attempts -- 37; TCU (11/19/08)

NU high percentage -- .676; vs. Creighton (11/18/06)
 Opponent high percentage -- .636; Rutgers (12/2/06)
 NU low percentage -- .277; vs. Oklahoma State (3/8/07)
 Opponent low percentage -- .270; TCU (11/19/08)

3-POINT FIELD GOALS
 NU high -- 15; vs. Miami (12/30/06)
 Opponent high -- 14; twice (last 12/15/07)
 NU low -- 2; at Creighton (11/24/07)
 Opponent low -- 2; three times (last 11/22/08)
 NU high attempts -- 33; twice (last 2/21/07)
 Opponent high attempts -- 32; Creighton (11/18/06)
 NU low attempts -- 9; at Creighton (11/24/07)
 Opponent low attempts -- 5; UMBC (12/23/08)
 NU high percentage -- .647; at Rutgers (12/2/06)
 Opponent high percentage -- .600; UMBC (12/23/08)
 NU low percentage -- .150; at Kansas (2/17/07)
 Opponent low percentage -- .144; Arkansas-Pine Bluff (11/27/06)

FREE THROWS
 NU high -- 31; vs. Missouri (2/24/07)
 Opponent high -- 29; Hawaii (12/22/06)
 NU low -- 2; vs. Texas A&M (2/10/07)
 Opponent low -- 2; Lubbock Christian (11/21/06)
 NU high attempts -- 38; vs. Kansas State (2/13/07)
 Opponent high attempts -- 38; at TCU (11/19/08)
 NU low attempts -- 3; vs. Texas A&M (2/10/07)
 Opponent low attempts -- 4; Florida A&M (1/5/09)
 NU high percentage -- 1.000; vs. Baylor (10-10) (3/11/09)
 Opponent high percentage -- 1.000; Texas Tech (2/6/07)
 NU low percentage -- .333; at Kansas (2/17/07)
 Opponent low percentage -- .300; Texas A&M (3-10) (2/24/09)

REBOUNDS
 NU high -- 42; three times (last 11/16/08)
 Opponent high -- 47; Kansas (1/29/07)
 NU low -- 18; vs. Baylor (3/11/09)
 Opponent low -- 20; two times (last 11/26/07)

ASSISTS
 NU high -- 24; Maryland Eastern Shore (1/4/08)
 Opponent high -- 25; twice (last 1/26/08)
 NU low -- 5; at Kansas (1/26/08)
 Opponent low -- 3; three times (last 2/18/09)

TURNOVERS
 NU high -- 24; vs. Oklahoma State (3/8/08)
 Opponent high -- 26; North Carolina Central (12/22/07)
 NU low -- 3; vs. Maryland Eastern Shore (1/3/09)
 Opponent low -- 7; twice (last 1/21/09)

BLOCKED SHOTS
 NU high -- 7; vs. Norfolk State (11/20/07)
 Opponent high -- 10; Kansas (1/26/08)
 NU low -- 0; 15 times
 Opponent low -- 0; four times

STEALS
 NU high -- 16; San Jose State (11/16/08)
 Opponent high -- 15; Creighton (11/24/07)
 NU low -- 1; vs. Creighton (11/18/06)
 Opponent low -- 1; Hawaii (12/22/06)



PHILIP MATHEWS

ASSISTANT COACH | FOURTH YEAR | UC IRVINE, 1972

THE MATHEWS FILE

Family: Wife, Margie; Sons, Jordan and Jonah; Daughters, Sabrina and Akilah

EDUCATION

Bachelor's degree in comparative cultures, UC Irvine, 1972
 Master's degree in education, UC Irvine, 1975

COACHING EXPERIENCE

Nebraska, 4th season
 2006 to present (assistant)
 San Bernardino College, 2 seasons
 2004 to 2006 (head coach)
 San Francisco, 9 seasons
 1995 to 2004 (head coach)
 Ventura College, 10 seasons
 1985 to 1995 (head coach)
 Cal State Fullerton, 4 seasons
 1981 to 1985 (assistant)
 UC Irvine, 4 seasons
 1974 to 1978 (assistant)
 UC Irvine, 1 seasons
 1972 to 1973 (assistant)

Philip Mathews returns for his fourth season on the Husker bench alongside Coach Doc Sadler in 2009-10. Mathews holds a wealth of knowledge after serving as a former college head coach at both the Division I and junior college levels. During his career, Mathews recorded nearly 500 wins as a head coach, and now gives the Huskers another experienced voice to utilize both on the court and during practice sessions.

Mathews returned to the Division I level in 2006-07 as an assistant coach on Sadler's first staff at Nebraska. It was Mathews' first time at the NCAA's highest level since serving as head coach at San Francisco for nine years from 1995 to 2004.

The experience Mathews has provided over the past three years has been vital to the Huskers' success. During that stretch with Mathews assisting Sadler, the Huskers have posted 55 wins and earned a pair of postseason appearances. Each year, NU has improved its win total in Big 12 Conference play, including the first .500 league record in a decade at Nebraska.

Working primarily with the guards, Mathews helped Sadler turn Nebraska into one of the top ballhandling teams in 2008-09. NU ranked fourth nationally in turnover margin with a +5.8 margin. NU was 18th nationally in turnovers per game, averaging a Big 12-low 11.5 turnovers per game. The Husker guards also helped Nebraska post at least 200 3-pointers twice in the past three years, each time ranking among the top five totals in the Husker record book.

Mathews has also helped the Husker point guards become some of the most efficient assistmen in the league. During the past three years, NU's point guard has ranked among the top seven in the Big 12 Conference in assists per game and assist-to-turnover ratio. In his first year at NU, Mathews helped senior Charles Richardson Jr. rank second in the Big 12 and 14th nationally in assists per game (5.77) while his 179 assists were third on the Nebraska single-season chart.

In his last stint at the Division I level, Mathews guided the San Francisco Dons program from 1995-96 to 2003-04. His team won at least 16 games in each of his first three seasons and among the early highlights was a 19-11 mark in 1997-98 that led to San Francisco's first NCAA Tournament appearance in 16 years.

Two years later, Mathews again led USF to another 19-win season. Two of his last three squads posted winning overall

records and all three finished in the top four in the West Coast Conference standings. He finished his career with a 139-123 record in nine seasons at San Francisco.

Like Sadler, Mathews honed his coaching skills in the junior college ranks. Mathews compiled a combined 349-73 record in 12 years as head coach at the junior college level and his squads won a conference title 11 times during his tenure.

Mathews' first stint as head coach at the junior college level came at Ventura College, where he spent 10 seasons (1986-95) compiling a 298-56 record. His teams won 10 straight Western States Conference titles. Before his arrival, Ventura had not won a league championship in 17 seasons.

All but one of his teams earned at least 20 victories and six times - including each of his last five years in charge - his teams won at least 30 contests. During the 1994-95 campaign, Ventura went 37-1 and ranked second nationally while winning the second California state junior college title under Mathews. Eleven players recruited to Ventura for that season earned Division I scholarships.

Following his stint at San Francisco, Mathews spent the next two seasons as the head coach at San Bernardino Valley College, where he helped the Wolverines to an impressive 51-17 record. In his first season in 2004-05, San Bernardino went 27-5 and won the conference title with a 13-1 record. Mathews' first San Bernardino Valley team saw every player on the roster move on to a four-year school with a scholarship.

Mathews entered the coaching ranks as an assistant at UC Irvine for the 1973 season. He spent the next year at the high school level before returning to Irvine for four years (1975-78). Mathews then served as head coach at Santa Ana Valley High School, where he won two league titles in three years.

Following the 1980-81 campaign, Mathews returned to the college level where he was an assistant for four years at Cal State Fullerton (1982-85) before taking over at Ventura College.

A two-year basketball letterwinner at UC Irvine, Mathews earned his bachelors degree in comparative cultures in 1972 and added a masters degree in education in 1975. Mathews is married to the former Margie Holland. He has four children, Sabrina (40), Akilah (31), Jordan (15) and Jonah (11).



The Mathews family (clockwise from top left): Philip, Margie, Jordan and Jonah.





DAVID ANWAR

ASSISTANT COACH | FOURTH YEAR | FITCHBURG COLLEGE, 1998



THE ANWAR FILE

EDUCATION

Bachelor's degree in special education and sociology, Fitchburg College, 1998
Master's degree in sports management/leadership, Virginia Commonwealth, 2004

COACHING EXPERIENCE

Nebraska, 4th season
2006 to present (assistant)
Arkansas-Fort Smith, 4 seasons
2000 to 2004 (assistant)

ADMINISTRATIVE EXPERIENCE

Texas-El Paso, 2 seasons
2004 to 2006
(director of operations)

David Anwar is entering his fourth season on the Husker sideline in 2009-10, and ninth year overall working alongside coach Doc Sadler. Anwar has proven his worth on both the recruiting trail and in game planning during his tenure with Sadler.

In his first year with the Huskers, Anwar helped Nebraska reel in arguably its top-rated class in the Big 12 era as the Huskers' eight-man recruiting class for 2007 was ranked among the top 25 in the nation by at least three major scouting services, including ESPN.com's Bob Gibbons (21st), CSTV.com's Van Coleman (12th) and HoopScoopOnline.com's Clark Francis (5th). Anwar has also provided significant recruiting ties in the junior college ranks and has been a strong voice for the Huskers in international recruiting the past two seasons as well.

On the court, Anwar has been valuable to Sadler and the Huskers both in practice and on game day. He has worked with both the Husker wings and post players during his tenure. Over the past three seasons, Nebraska has recorded 55 victories, including at least 17 wins all three years.

Postseason berths in the National Invitation Tournament have followed each of the past two years, as Anwar and Sadler have helped Nebraska to its first consecutive postseason appearances in a decade. Much of the Huskers' success has come behind a stellar defense that has ranked among the top 25 in the country each of the last two years, including leading the Big 12 Conference both seasons.

Working primarily with the Nebraska guards in his first year, Anwar's guidance helped the Huskers power to the second-highest 3-point total in school history with 244 treys in 2006-07. Three Huskers finished the year ranked on the school's single-season 3-point percentage chart. Last year, Nebraska recorded just the fifth season ever with at least 200 3-pointers, while two Huskers - Ryan Anderson and Paul Velander - moved into the

career top 10 for 3-pointers and 3-point percentage.

When he came to Nebraska, Anwar rejoined Sadler's staff after serving two seasons under him at Texas-El Paso. During that time, Anwar was the Miners' director of operations where he was responsible for the program's budget, scheduling and practice management.

Anwar also oversaw the administrative staff and assisted with special projects, camps and on-campus recruiting while helping Sadler and the Miners reach the 2005 NCAA Tournament and 2006 NIT. Overall, Anwar has helped Sadler's teams to four postseason appearances in five years at the Division I level.

Before joining the UTEP program, Anwar served as an assistant coach at Arkansas-Fort Smith for four seasons, including the final three under Sadler. Anwar had on-court and practice responsibilities and also served as the recruiting coordinator.

Arkansas-Fort Smith earned a 101-29 record with Anwar on the bench, including a pair of top-seven national finishes in 2001 (fifth) and 2002 (seventh). The team won the Bi-State Conference East league title each of his three seasons under Sadler and produced numerous all-conference players on the court and in the classroom.

Anwar has helped several programs earn a successful record of academic success, including helping more than 20 players move on to four-year schools from Arkansas-Fort Smith.

Earlier in his career, Anwar helped more than 40 high school and prep players earn a spot on a Division I or II roster while serving as a coach in his native Philadelphia and in Massachusetts.

A native of Philadelphia, Anwar earned a bachelor's degree in special education and sociology from Fitchburg State in 1998 and added a master's degree in sports management/sports leadership from Virginia Commonwealth in 2004.





WALTER ROESE

ASSISTANT COACH | SECOND YEAR | BYU-HAWAII, 1994

THE ROESE FILE

Family: Wife, Monique; Son, Leonardo;
Daughter, Agatha

EDUCATION

Bachelor's degree in international business
administration, BYU-Hawaii, 1994
Master's degree in business administration,
Brigham Young, 2003

COLLEGE COACHING EXPERIENCE

Nebraska, 2nd season
2008 to present (assistant coach)
San Diego, 1 season
2007 to 2008 (assistant coach)
Brigham Young, 4 seasons
2005 to 2007 (assistant coach)
2003 to 2005 (director of operations)

INTERNATIONAL COACHING EXPERIENCE

Brazilian Junior National Team,
2007 CorpAmerica (assistant coach)
2007 World University Games
(head coach)
2009 World University Games
(head coach)

Walter Roese (pronounced Row-eez), a veteran coach with an impressive international recruiting and coaching background, returns for his second year as part of the Nebraska men's basketball coaching staff in 2009-10.

On the court, Roese helped Nebraska to an 18-13 record and a second straight postseason berth in the National Invitation Tournament during his first season in Lincoln. The Huskers also earned an 8-8 record in conference play in 2008-09, their first .500 or better mark in a decade, while leading the Big 12 Conference in scoring defense for the second straight season.

Roese was a key addition to the Husker staff in the summer of 2008 as he has helped Nebraska make significant in-roads within the international recruiting scene. During the summer of 2009, Roese returned to his native Brazil where he served as the head coach of the country's junior national team that competed in the World University Games. The team, which Roese also guided in 2007, competed in Belgrade, Serbia, finishing with a 4-3 record.

The first Brazilian to earn a full-time assistant position at the Division I level, Roese has built an impressive collegiate resume in a short time. Over the last four seasons, the teams he has helped coach have won a combined 85 games and earned four postseason bids, including two NCAA Tournament appearances.

Roese came to Nebraska from San Diego, where he spent one season under coach Bill Grier, helping the Toreros to the 2008 West Coast Conference title and an NCAA Tournament appearance. After winning three straight games at the WCC Tournament to earn the league's automatic berth into the Big Dance, USD upset Connecticut, 70-69 in overtime, before losing to Western Kentucky in the second round. San Diego ended the season with a 22-14 record, including winning 14 of its last 17 games.

Previously, Roese spent two years (2005-06 and 2006-07) as an assistant at Brigham Young University, including helping the Cougars to a 25-9 record and an appearance in the NCAA Tournament in 2006-07. In his first season, BYU recorded a 20-9 mark and earned a berth in the National Invitation Tournament.

Roese, who is fluent in English, Spanish and Portuguese, earned his bachelor's degree in international business administration in 1994 from BYU-Hawaii. He also attended Houston and West Texas A&M before finishing his playing career at BYU-Hawaii, where he was named a Scholar-Athlete All-American. He started his coaching career in collegiate basketball at BYU-Hawaii as a volunteer assistant coach and after earning his MBA from BYU in 2003, he served as the Cougars' director of operations in 2003-04 and 2004-05 before moving up to an assistant coaching position.

Along with his collegiate experience, Roese has served as a coach for the Brazilian Junior National Team, helping the squad qualify for the 2007 World Cup.

Six members of Roese's family have participated at the Olympic level in basketball, volleyball or tennis, while Roese played professional basketball overseas for several years. He also spent extensive time with the Brazilian National Team and professional clubs, playing in four World Cup Tournaments and at international competitions in Europe, Asia and South America.

Roese and his wife, Monique, have two children, Leonardo and Agatha. Leonardo attended school in Brazil during the 2008-09 academic year but has now moved to Lincoln to start high school.



The Roese family (clockwise from left): Leonardo, Walter, Monique and Agatha.





CHRIS CROFT

DIRECTOR OF OPERATIONS | FOURTH YEAR

Chris Croft returns for his fourth season on Coach Doc Sadler's staff, where he has served as director of operations since Sadler took over the Husker basketball program in 2006.

With the Huskers, Croft has been the primary day-to-day administrator within the basketball office, where he handles the budget, clinics, camps and daily office operations. He also is heavily involved with team scheduling and the Huskers' community involvement and Life Skills programs. Croft also helps coordinate the Huskers' public speaking efforts, both for players and the coaching staff.

Another integral part of Croft's position is handling team travel, including all postseason trips. Croft assisted Sadler and the Huskers to the postseason each of the past two years at Nebraska, the first time in a decade NU has earned a berth in the postseason in consecutive years. Overall, Croft has aided teams to the postseason in three of the four years he's worked under Sadler.

Croft came to Nebraska from UTEP, where he served as a program specialist for one season with Sadler's staff. He oversaw several administrative areas for the Miners as the squad reached the National Invitation Tournament in 2006.

An experienced coach and savvy basketball administrator, Croft also has an impressive basketball coaching background. During his career, Croft has previously served stints as an assistant coach in the Big 12 and Pac-10 conferences and has been a head coach at the NAIA level.

Following eight years as a Division I assistant coach, Croft was named head coach at Martin Methodist (Tenn.) College at the age of 30. Croft's first squad in 2003-04 won 22 games and grabbed the TranSouth Conference title – the first in school history – while also advancing to the NAIA national tournament. He was the first coach in league history to win a championship in his initial season as a head coach, and also was the youngest coach in league history to win the championship. He led his team to 13 road wins to rank second nationally across all divisions of four-year colleges. Croft's team led the conference in scoring defense and he coached four all-conference players and seven academic all-conference student-athletes.

Croft broke into the coaching profession as an undergraduate student assistant at East Central (Miss.) CC from 1991 to 1993. While at ECCC, he was part of a state championship team and the squad also made two regional tournament appearances. Croft then assisted M.K. Turk at Southern Mississippi as an undergraduate before being named an assistant coach at USM at age 22 in 1995.

Croft helped USM to two NIT appearances before moving to the Big 12 under coach Eddie Sutton in an administrative position at Oklahoma State before the 1996-97 season. In two seasons with the Cowboys, Croft helped OSU to a pair of postseason appearances, including reaching the second round of the 1998 NCAA Tournament. He then moved on to Maryland Eastern Shore for one year in a recruiting capacity before spending four seasons (1999-2000 to 2002-2003) at Washington State. Croft also was the head coach for the Planet Basketball All-Star team that toured New Zealand in the summer of 2001.

Croft earned his bachelor's degree in coaching and sports administration from Southern Miss in 1995 and received a master's degree in human performance in 1996. Croft completed his doctoral degree in educational leadership and administration through UTEP in 2008.



JIM SHAW

VIDEO COORDINATOR | FOURTH YEAR

The first current member of the staff hired by coach Doc Sadler at Nebraska, Jim Shaw enters his fourth season as video coordinator in 2009-10. Shaw oversees all aspects of the video operation including video exchange, taping workouts and games, breaking down video and organizing the video library. He also oversees student assistants who assist with the program's video needs.

Shaw helps coordinate Nebraska player appearances in the community and assists with the Huskers' team efforts in NU's Life Skills Team Award challenge. During the offseason, he plays an integral role with the Doc Sadler Basketball Camps by assisting with all phases of camp planning and supervision.

In his role, Shaw has helped four squads to postseason play in the past five years under Sadler. Last season, the Huskers earned an 18-13 record and a berth in the National Invitation Tournament (NIT). It was the second straight year that culminated with a postseason NIT appearance for the Huskers and included a .500 finish (8-8) in Big 12 Conference play, both firsts in a decade at Nebraska. Previously, Shaw helped Sadler guide Texas-El Paso to an NCAA berth in 2004 and an appearance in the 2005 NIT.

Shaw joined the Husker staff after serving as a program specialist at Texas-El Paso under Sadler and former Miners' coach Billy Gillispie. Shaw handled all duties surrounding the Miners' video system during his three years in El Paso, and was heavily involved with directing camps and clinics, including serving as director for the Doc Sadler Basketball Camps each of his last two years. He also has significant experience assisting with recruiting efforts and all areas of player development.

A native of San Antonio, Texas, Shaw is familiar with the Midwest after earning his undergraduate degree in economics at Grinnell (Iowa) College in 2003. He then added a master's degree in business administration from Texas-El Paso in 2005 while working with the Miners' program.

Shaw was a four-year letterwinner at Grinnell, helping the Pioneers to four straight Division III national scoring titles, including an all-division scoring record of 124.9 points per game in 2002-03. He led Grinnell to a league title as a sophomore and senior, and in 2001 paced the conference in 3-pointers made while pushing the Pioneers to the NCAA Tournament.

Shaw was married to the former Leslie Hawley in June 2007.



TONY SCHAMBER

GRADUATE MANAGER/PLAYER DEVELOPMENT

Tony Schamber is in his first year serving as graduate manager/player development in 2009-10. Schamber takes over for Bill Shaw, who served in the role for the past year before returning to Texas where he had previously coached more than 30 years in the high school ranks.

Schamber began as a member of the Nebraska Athletic Department in August of 2008, serving for a year as an assistant academic counselor. He worked directly with the men's basketball team and assisted with football within the Academic Programs and Student Services unit.

Schamber joined the Nebraska staff after spending four years working with the basketball program at his alma mater, Wyoming. He most recently served as the director of basketball operations after spending three years as a graduate manager. Schamber

was in charge of coordinating travel, scheduling, academics and summer camps in his final year at Wyoming.

Schamber's playing career started at Wyoming in the 2000-01 season. He then went on to play at Sheridan College in Sheridan, Wyo., in 2001-02. Sheridan College won the Region IX championship and advanced to the National Junior College Tournament in Hutchinson, Kan. He later played one year at Chadron State College before an injury ended his playing career.

Schamber was an outstanding high school athlete in Wyoming. In his senior season at Lander Valley High School in Lander, Wyo., he was named the 2000 Wyoming High School Player of the Year in basketball and was an all-state selection in football.

Schamber completed his bachelor's degree in physical education at the University of Wyoming in May of 2005, and received his master's degree in kinesiology and health at UW in May 2007. Chamber is married to the former Holly Schoch of Evanston, Wyo.



KIM BABCOCK

MEN'S BASKETBALL SECRETARY

Kim Babcock joined the Nebraska Athletic Department in December of 2006 as the men's basketball office secretary. In her role, she provides administrative assistance to all the members of the Husker coaching staff while assisting with the coordination of the Doc Sadler Basketball Camps and the annual Doc Sadler Golf Classic.

Babcock returned to Lincoln in 2006 after spending the previous six years in Kansas City, Mo. There she served as an administrative assistant at FirstGuard Health Plan, supporting two company vice-presidents and a department of six employees. Before moving to Kansas City, she worked in the front office for Lincoln orthodontist Brett Cascini.

Babcock grew up in Seward, Neb., and graduated from Seward High School before earning a bachelor's degree in psychology from Nebraska Wesleyan in 1997. She resides in Lincoln with her dog, Rusty.



PAT NORRIS

DEVANEY CENTER EQUIPMENT MANAGER, E.M.C

Pat Norris began working as the equipment manager for the Bob Devaney Sports Center in 2004. A member of the American Equipment Managers Association, Norris is responsible for overseeing the day-to-day operations for equipment checkout and upkeep for seven Husker athletic squads, including the men's basketball team. He worked in a similar position as a student from 1997 to 1999.

Before joining the Husker staff, Norris worked five years in Chicago. He was an installations billing coordinator at Hub Group Distribution Services and an account manager at SCR Companies.

Norris married the former Elizabeth Fonfara in September 2007. The couple has a one-year-old daughter, Parker Elizabeth.



R.J. PIETIG

ASSISTANT ATHLETIC TRAINER, ATC, MS

R.J. Pietig returns for his second full year serving as the athletic trainer for the Nebraska men's basketball team. He originally joined the squad midway through the 2007-08 campaign, and joined the athletic medicine staff on a full-time basis in the summer of 2009.

Pietig provides preventive care at practices and games as well as rehabilitation for injured student-athletes. He attends all practices and games including traveling with the team to all away contests.

A native of Carroll, Iowa, Pietig graduated from Iowa State in 2007 with a degree in health and human performance, with a specialty in athletic training. He earned his master's degree in leadership education from Nebraska in May 2009.



RUSTY RUFFCORN

HEAD BASKETBALL STRENGTH COACH, C.S.C.S.

Rusty Ruffcorn joined the NU basketball program as the head strength coach in 2006. Ruffcorn works primarily with the men's and women's basketball teams while also serving as the strength coach for the Bob Devaney Sports Center. Ruffcorn began his association with Nebraska as a volunteer intern in 2004 and moved into a full-time intern role in 2005 with the baseball and football squads.

A native of Omaha, Ruffcorn was a student assistant strength coach at Nebraska-Omaha before graduating with a bachelor's degree in exercise science in 2004. With a significant background in strength training, power lifting and Olympic weightlifting, Ruffcorn has earned USAW Level I club coach certification and is a certified strength and conditioning specialist (C.S.C.S.).

Ruffcorn was married to the former Lisa Rathbun in September 2007. The couple has a one-year-old daughter, Bella Grace.



JERRY TRICKIE

ASSOCIATE MEDIA RELATIONS DIRECTOR

Jerry Trickie began his tenure with the Nebraska Athletic Department in January 2001 and currently serves as associate media relations director after being promoted to that position in August of 2009.

Trickie handles all publicity efforts for the Husker men's basketball team and is the No. 2 contact for the football program. He also helps coordinate the award-winning publications written and designed by the media relations staff. Previously he was the football game-day program editor from 2001 to 2007. Before joining the Huskers, Trickie spent nearly four years as assistant media relations director at East Carolina University where he was responsible for all publicity of the nationally ranked baseball team.

A native of Loves Park, Ill., Trickie earned his bachelor's degree from Augustana (Ill.) College in 1993. He married Sara Baisey in July 2002.



CHRIS BALHAM

STUDENT ASSISTANT COACH

After three years competing on the court in the Husker program, Chris Balham took a medical exemption and will work the sidelines at practice and games as a student assistant coach for the 2009-10 season.

Balham has had chronic knee problems that limited his playing time the past three years and forced him to forgo his final season of eligibility. While he assists the team as a student coach, Balham will continue on scholarship for this academic year. Balham graduated in August 2009 with a degree in international studies and Spanish, and will start his master's degree coursework this year.

On the court, Balham helped the Huskers to 55 wins over the past three seasons, including a pair of postseason appearances. During his time playing under coach Doc Sadler, Balham averaged 1.7 points and 1.6 rebounds per game, although he was a valuable piece as the Huskers' tallest player last season as a junior. During that campaign, Balham started 23 games and hit 50.0 percent from the floor. He played a season-high 18 minutes against South Carolina State near the end of the non-conference slate. He hit 2-of-3 shots from the floor and added three free throws. Balham finished with a season-high-tying seven points and was one off his career high with seven rebounds.

Following his second straight seven-point performance against Maryland Eastern Shore, Balham finished out the non-conference schedule with a career-high-tying eight boards against Florida A&M, when he also hit a career best five free throws in six attempts at the line. Balham added at least two offensive boards nine times, including five games in conference action. He had three offensive boards each in near upsets against Oklahoma and Kansas, and added six boards in a road win at Texas Tech. He posted a conference-best seven rebounds at Missouri near the end of conference action.

In 2008, Balham made the most significant contribution of his career in Nebraska's upset of No. 22 Texas A&M in College Station. Balham came off the bench to play 11 minutes, scoring a career-best 10 points with three rebounds. He perfectly executed several pick-and-roll plays leading to easy, uncontested baskets as he hit 5-of-7 field-goal attempts. It was the second straight win for the Huskers over a ranked team. Balham played a hand in the previous victory as well by hitting both of his shots from the floor and scoring five points in 11 minutes in a win over No. 24 Kansas State three days earlier.

Balham was born in Paris, France, on March 15, 1986. After growing up in France until high school, Balham is fluent reading and writing French. He has two sisters, Isabelle and Meg, and two brothers, Jojo and David.



CHRIS BALHAM CAREER STATISTICS

Year	GP/GS	Min	FG-		3FG-		FT-		Rebounds		PF	Ast	TO	Blk	Stl	Pts	Avg
			FGA	Pct	FGA	Pct	FTA	Pct	Tot	Avg							
2005-06	-- Redshirt --																
2006-07	26/0	131	3-9	.333	0-0	.000	7-15	.467	22	0.8	19	1	6	4	3	13	0.5
2007-08	32/0	251	31-45	.689	0-0	.000	18-27	.667	49	1.5	32	6	20	6	3	80	2.5
2008-09	27/23	273	19-38	.500	0-0	.000	17-26	.654	62	2.3	33	2	19	2	0	55	2.0
TOTAL	85/23	655	53-92	.576	0-0	.000	42-68	.618	133	1.6	84	9	45	12	6	148	1.7

BASKETBALL STUDENT STAFF



Kyle Fornoff
Student Trainer



Scott Gullion
Manager



Colin Higgins
Manager



Jordan Hitchcock
Manager



Greg Keown
Manager



Nate Meyer
Manager



Jordan Miller
Manager



Brandon O'Holloran
Manager



Jon Recker
Manager



Monte Ritchie
Manager



Doug Svatos
Head Manager

HUSKER PROUD

ADIDAS IS PROUD TO BE THE OFFICIAL
OUTFITTER OF NEBRASKA ATHLETICS

N

adidas

OFFICIAL OUTFITTER

NEBRASKA

1



HARVEY PERLMAN, J.D.

CHANCELLOR | NEBRASKA, 1963

Harvey Perlman was named the 19th Chancellor of the University of Nebraska-Lincoln on April 1, 2001. He had served as Interim Chancellor of the University of Nebraska-Lincoln since July 16, 2000.

A former dean of the University of Nebraska College of Law (1983-98), Perlman has also served as interim senior vice chancellor for academic affairs at UNL (1995-96).

A Nebraska native, Perlman was raised in York, and earned a bachelor of arts in history and a juris doctorate from the University of Nebraska. During his law school years, he was editor in chief of the Nebraska Law Review and was elected to the Order of the Coif, a law honors society.

He joined the NU law faculty in 1967 after

spending a year as a Bigelow Teaching Fellow at the University of Chicago Law School. He served on the Nebraska law faculty until 1974 when he joined the faculty at the University of Virginia Law School. He returned to Nebraska in 1983 when he accepted the deanship of the Nebraska Law College, a post he held until 1998 when he returned to the professoriate. He has also served as a visiting professor at Florida State University College of Law, the University of Puget Sound School of Law and the University of Iowa College of Law.

His area of legal expertise lies in torts and intellectual property. He is a member of the Nebraska State and American Bar Associations and is a commissioner of the National Conference of Commissioners on Uniform State Laws. He is co-author of "Intellectual Property and Unfair Competition" (5th edition, 1998) and co-reporter for the "Restatement of Unfair Competition" (1994). In February 2002, Perlman was named a Life Fellow of the American Bar Foundation. Fellow status denotes an individual who has demonstrated outstanding dedication to the welfare of his or her community and is committed to the highest

principles of the legal profession. Only the top one-third of one percent of the legal profession is eligible for nomination as a Fellow.

He serves on the Council of the American Law Institute, a leading national law reform organization, as one of Nebraska's Commissioners of Uniform State Laws, as a member of the Board of Directors of the Big 12 Athletic Conference, and as a member of the Board of Directors of the NCAA. He is Chair of the Bowl Championship Series Presidential Oversight Committee.

Perlman and his wife, Susan, an NU alumna, are the parents of two daughters. Anne, who earned degrees from UNL and the University of Nebraska Medical Center, practices medicine in Lincoln and is married to UNL alumnus David Spinar; they are the parents of the Perlman's three grandchildren, Will, Ava, and Marco, Husker fans all. Daughter Amie, who received bachelors and juris doctorate degrees from UNL, is a Nebraska assistant attorney general and is married to UNL alumnus Ron Larson, and they are the parents of Caleb Quinn.

NEBRASKA'S CHANCELLORS

- 1871-1876 — Allen R. Benton
- 1876-1882 — Edmund B. Farfield
- 1884-1889 — Irvin J. Manatt
- 1891-1895 — James H. Canfield
- 1895-1899 — George E. MacLean
- 1900-1908 — E. Benjamin Andrews
- 1908-1927 — Samuel Avery
- 1927-1938 — E.A. Burnett
- 1938-1946 — Chauncey S. Boucher
- 1947-1953 — R.G. Gustavson
- 1953-1954 — John K. Selleck
- 1954-1968 — Clifford Hardin
- 1968-1971 — Joseph Sosnik
- 1972-1975 — James H. Zumberge
- 1975-1976 — Adam C. Breckenridge
- 1976-1980 — Roy A. Young
- 1980-1981 — Robert H. Rutford
- 1981-1991 — Martin A. Massengale
- 1991-1991 — Jack Goebel
- 1991-1995 — Graham B. Spanier
- 1995-1996 — Joan R. Leitzel*
- 1996-2000 — James Moeser
- 2000-2001 — Harvey S. Perlman*
- 2001-present — Harvey S. Perlman

* Interim Chancellor



JOSEPHINE POTUTO, J.D.

INSTITUTIONAL REPRESENTATIVE | RUTGERS, 1971

Division I Management Council and on the NCAA Men's Gymnastics Championship Committee.

Potuto is an expert on NCAA enforcement and infractions processes as well as the general NCAA committee structure. She has testified before the House Subcommittee on the Constitution regarding due process in NCAA infractions hearings and has made presentations to the Knight Commission on Intercollegiate Athletics. Potuto is a past adviser to the Uniform Law Commissioners Committee to draft a sports agent statute, has drafted rules governing search and seizure and hearings for the Nebraska Racing Commission, and also has written on issues of gender equity in college athletics.

At Nebraska, Potuto is a member of the academic senate as well as the senate's intercollegiate athletics committee. She also served on Nebraska's NCAA site certification steering committee.

Potuto teaches constitutional law, procedural and criminal law, federal jurisdiction, and sports law. She has been a

visiting professor of law at the University of Arizona, Rutgers University, the Cardozo College of Law at New York's Yeshiva University, the University of Oregon, the University of North Carolina, and Seton Hall University. She has worked as an assistant prosecutor in the Essex and Morris County (N.J.) prosecutor's offices.

She was project director and a drafter of the Uniform Law Commissioners Sentencing and Corrections Act, as well as the drafter for the Nebraska Supreme Court Committee to Draft Criminal Jury Instructions. She is the author of three books and numerous articles. She also is a member of the American Law Institute.

Potuto earned her bachelor's degree in journalism at Rutgers' Douglass College; her master's degree in English literature at Seton Hall; and her juris doctorate at the Rutgers Law College. She is a member of the bar of the U.S. Supreme Court, the U.S. Court of Appeals for the Third Circuit and the U.S. District Courts for Nebraska and New Jersey.

NEBRASKA'S INSTITUTIONAL REPRESENTATIVES

- 1931-1946 — T.J. Thompson
- 1947-1958 — Earl Fullbrook
- 1959-1964 — Charles S. Miller
- 1965-1968 — Merk Hobson
- 1969-1970 — John R. Davis
- 1971-1982 — Keith L. Broman
- 1982-1997 — James O'Hanlon
- 1997-pres. — Josephine Potuto

Josephine (Jo) R. Potuto, the Richard H. Larson Professor of Constitutional Law, has been Nebraska's faculty representative (FAR) to the NCAA and Big 12 Conference since May 15, 1997.

She chairs the Division IA Faculty Athletics Representatives. In 2002, she was named Outstanding Faculty Athletics Representative by the All-American Football Foundation.

Potuto just completed her third three-year term on the NCAA Division I Committee on Infractions (chair since 2006). Potuto serves on the Big 12 Conference of FARs. She is a past chair of the NCAA Division I Committee on Infractions and also served as a Big 12 Conference representative on the NCAA

Board of Regents

UNIVERSITY OF NEBRASKA BOARD OF REGENTS

The Board of Regents consists of eight voting members elected by district for six-year terms, and four non-voting student Regents, one from each campus, who serve during their tenure as student body president. The board supervises the general operations of the university, and the control and direction of all expenditures. The board also includes a corporation secretary who manages all records including agendas, minutes, notices, policies and bylaws. Those documents can be found on the web at nebraska.edu/board/.

The board meets regularly, primarily in Lincoln but also in Omaha and greater Nebraska. Persons wishing to provide information to the board or to appear before it should contact: Corporation Secretary, University of Nebraska, Varner Hall, 3835 Holdrege, Lincoln, NE 68583.



*J.B. Milliken, J.D.
President,
University of Nebraska*



*Timothy Clare
Lincoln*



*Randolph Ferlic, M.D.
Omaha*



*Chuck Hassebrook
Lyons*



*Howard Hawks
Omaha*



*Jim McClurg, Ph.D.
Lincoln*



*Bob Phares
North Platte*



*Kent Schroeder, J.D.
Kearney*



*Bob Whitehouse
Omaha*



*Cade Craig
Nebraska-Kearney*



*Brad Bohn
Nebraska-Medical Center*



*Neal Bonacci
Nebraska-Omaha*



*Megan Collins
Nebraska-Lincoln*



TOM OSBORNE

ATHLETIC DIRECTOR | HASTINGS COLLEGE, 1959

THE OSBORNE FILE

Nebraska Athletic Director
(2007-present)

Congressman, Third District
(2000-06)

Nebraska Head Coach
(1973-97)

Nebraska Assistant Head Coach
(1972)

Nebraska Assistant Coach
(1967-71)

Nebraska Part-Time Coach
(1964-66)

Nebraska Graduate Assistant
(1962-63)

Education

Hastings College (1959)

B.A. in history

Nebraska (1963)

M.A. in educational psychology

Nebraska (1965)

Ph.D. in educational psychology

Family

Wife: Nancy (Tederman)

Son: Mike; Daughters: Ann, Suzanne

A Hall of Fame football coach returned to his roots on Oct. 16, 2007, to become the 13th athletic director at the University of Nebraska. Tom Osborne accepted the position at the time because, Osborne said, "Harvey Perlman asked me."

Perlman, UNL's chancellor, asked Osborne to lead the program where he had served so productively as head football coach. Two months later, on Dec. 20, 2007, he announced that the word "interim" had been removed from Osborne's title. In June 2009, he announced that Osborne would remain in the athletic director position for the foreseeable future.

"Tom originally agreed to come in temporarily and get the department moving in the right direction. He clearly accomplished that. I believe he now feels comfortable serving on an ongoing basis and I certainly feel comfortable having him do so," Perlman said. Osborne has repeatedly stated his preference to head the athletic department until two of his biggest projects - the Life Skills Center and a new basketball practice facility - are fully funded and the buildings are completed.

Holder of master's and doctorate degrees from the University of Nebraska in educational psychology, Osborne said he probably would not have considered coaching if he had not met Bob Devaney, who convinced him to become a volunteer graduate assistant on his staff.

"Bob epitomized the value of loyalty, and I will always be grateful for the confidence he showed in me," Osborne said. "Because of his leadership and empowerment as a coach and an athletic director, I was fortunate to serve 25 years as head coach."

Devaney put Osborne in charge of the offense that won two national titles and allowed him to concentrate on three areas he

thought were important - a strong academic program for student-athletes, a strength and conditioning program and a more formalized program to attract walk-on players.

Each area has grown into an important asset for all 23 Nebraska sports programs, which Osborne now oversees. Within months of his appointment, Osborne quietly re-established an athletic department mission based on five core values - integrity, trust, respect, teamwork and loyalty.

Under Osborne's leadership, the Husker bowling team brought home Nebraska's 24th all-time national championship in 2009, while the volleyball squad won another Big 12 title and advanced to the NCAA semifinals. Across the board, Husker programs have started an upward trend in the Big 12 and national standings the past two years and head into 2009-10 riding a wave of success.

In the classroom, Husker student-athletes found stellar academic success in 2008-09, the first full year with Osborne at the helm. Nebraska had six academic All-Americans, bringing its nation-leading total to 269, with a conference record 172 academic All-Big 12 selections across all sports.

Since retiring from football in 1997, Osborne has found several ways to stay active in his home state. His most visible post-coaching foray came in the political arena, as he served three terms in the U.S. House of Representatives from Nebraska's 3rd congressional district from 2000 to 2006. He also made a gubernatorial bid in 2006 before turning to academia.

Osborne served as a senior lecturer at Nebraska in the College of Business Administration, teaching leadership and business ethics, in the fall of 2007. Osborne worked as a consultant for local college athletic departments for two years.

"I've spent the majority of my life working with the athletic department at the university and I want to do what I can at this point to continue in the pursuit of excellence that has been previously established," Osborne said.

Osborne has also poured time and effort into building a unique mentoring program within the state. The TeamMates program, founded by Tom and his wife, Nancy, in 1991, provides support and encouragement to school-aged youth with the goal of seeing children graduate from high school and pursue a post-secondary education.

Osborne still actively provides leadership in the college football ranks despite being away from the sideline for a decade. He is currently a voter on the coaches poll for the Master Coaches Poll.

While his current position molds the future of Nebraska Athletics, many will always remember Osborne for his legendary service to the program as a football coach.

A native of Hastings, Neb., Osborne was named Nebraska's 25th head coach following the 1972 season. Under 25 years of Osborne's direction, the program achieved remarkable success, exceeding any in its rich history. The Cornhuskers mounted a 255-49-3 record under Osborne, good for a winning percentage of .836. The 255 victories are sixth-most all-time among major college football coaches while the winning percentage ranks fifth all-time.

His achievements were so highly regarded that the National Football Foundation waived its three-year waiting period so that he could be inducted into its Hall of Fame in December of 1998. He is one of only four coaches in history to have the mandatory three-year waiting period waived.

Osborne's coaching career came to a poetic end in the 1998 Orange Bowl. In his final game, the Huskers defeated No. 3 Tennessee, 42-17, giving him a share of a third national title in his final four seasons. The victory left Osborne as the first coach in college football history to retire as a reigning national champion, along with the nation's best active winning percentage.

Osborne guided the Huskers to back-to-back titles in 1994 and 1995, then capped his career by sharing the 1997 title with Michigan. Under Osborne, NU became just the second school all time and the first since Oklahoma in 1955-56 to post back-to-back perfect national championship seasons. Osborne's last five Nebraska teams put together the best five-year run in collegiate football history with an amazing 60-3 record, including five consecutive 11-win seasons.

Osborne-coached Nebraska teams captured 13 conference crowns, including six of his last seven seasons on the sideline. All 25 of his Husker teams won at least nine games and went to a bowl, while 15 won 10-or-more games.

In the classroom, the Husker football program totaled 65 CoSIDA Academic All-America awards in Osborne's 25 years. To put Osborne's dedication to developing complete student-athletes in perspective, he accumulated more football Academic All-Americans in his 25 years as coach than any other football program in the nation has produced in its history.

Prior to becoming head coach, Osborne spent five seasons under Devaney, helping the Huskers win back-to-back national championships in 1970 and 1971. In 1973, Osborne succeeded Devaney, who also served as Nebraska's Athletic Director from 1967 to 1993.

Osborne and his wife, Nancy, have three adult children, Mike, Ann and Suzanne and four grandchildren.



Tom and Nancy Osborne



MARC BOEHM

EXECUTIVE ASSOCIATE A.D. | KANSAS STATE, 1984

As the primary administrator for the NU basketball programs, Boehm played an integral role in the hiring of Doc Sadler to be the Huskers' new coach on Aug. 8, 2006. Sadler has quickly gotten fans around the state enthused about the direction of the program as has won 55 games in his first three years in Lincoln.

Boehm has worked tirelessly with Fox Sports Net and the Big 12 Conference to provide the men's basketball team with an extensive television package each of the past five seasons. His efforts in providing a fan-friendly atmosphere at the Bob Devaney Sports Center have also led to an increase in attendance at both the men's and women's games over the past five seasons.

Under Boehm's guidance, the teams have combined for 10 postseason appearances in the past six years. Coach Connie Yori's Huskers have made six consecutive postseason tournament appearances, including two straight to the NCAA Tournament in 2007 and 2008. The men have seen recent success as well, reaching postseason play four times during Boehm's tenure, including trips to the postseason NIT in both 2008 and 2009.

Boehm's efforts to enhance NU's gameday atmosphere were not restricted to the basketball programs. He was instrumental in conceptualizing and developing the Husker

Nation Pavilion, which quickly became the premier pregame event around home football games. Boehm also took the lead role in obtaining First National Bank and Ameritas as premier sponsors for the Nebraska Athletic Department for a combined deal worth more than \$7 million over a three-year period. First National Bank and Ameritas joined Verizon (formerly Alltel), Pepsi and adidas as premier corporate sponsors for Husker athletics.

Boehm held the same position at Pittsburgh from 1997 to 2003. Boehm assisted in the rise of the Panthers' basketball program with the men's team posting back-to-back Sweet 16 appearances in the NCAA Tournament. During construction of the Panthers' new athletic facilities, Boehm played a central role in Pitt's athletic teams moving to the UPMC Sports Performance Complex, Heinz Field and the Petersen Events Center.

Boehm served as interim athletic director at Pittsburgh for nearly five months before coming to Nebraska. During that time, he hired new men's (Jamie Dixon) and women's basketball (Agnus Berenato) and soccer (Sue-Moy Chin) head coaches for the Panther program. Under Dixon's direction, the Panthers have advanced to eight straight NCAA Tournaments, while Berenato has rejuvenated the women's program with three straight NCAA Tournament appearances.

Joe Starkey of the Pittsburgh Tribune Review praised Boehm for the outstanding basketball hires, writing in a 2006 article, "Credit Marc Boehm with a key assist here... He was Pitt's interim athletic director after Steve Pederson left, and it was under his watch that Berenato and men's basketball coach Jamie Dixon were hired. That's a pretty good legacy."

Boehm also spent five years as associate executive director of the Tostitos Fiesta Bowl. He directed and managed a 125-member fund-raising committee of Arizona business people responsible for generating more than \$4.5 million in cash and in-kind partnerships. Previously he spent four years as associate executive director and public relations director of the Sun Bowl from 1987 to 1991.

Born in Grand Island, Boehm earned his bachelor's degree in communications from Kansas State in 1984 and added a master's degree in sports management from St. Thomas (Fla.) University in 1985. Boehm and his wife, the former Janelle Broderick of Minot, N.D., have three boys, Broderick, Christian and Lukas John.

A member of the Nebraska Athletics senior administration since May 2003, Marc Boehm (pronounced BAME) serves as Executive Associate Athletic Director and is the top assistant to the athletic director. Boehm fulfills the director's responsibilities in his absence and also serves as the department's chief operating officer.

Boehm oversees the efforts of several areas within athletics, including marketing, media relations, HuskerVision, facilities and events. Boehm also oversees the Nebraska men's and women's basketball programs and the Husker soccer program. He also played a major role in the athletic department's negotiations for its contract extension with IMG College Sports in the summer of 2008. It is one of the largest multi-media rights contracts in college athletics with the department receiving more than \$110 million over 11 years as IMG obtained exclusive marketing rights.

NEBRASKA ADMINISTRATION



Dennis Leblanc
Senior Assoc. A.D./
Academics,
Compliance, Planning



Chris Anderson
Associate A.D./
Community Relations



Bob Burton
Associate A.D./
Administration



Butch Hug
Associate A.D./
Facilities & Events



John Ingram
Associate A.D./
Capital Planning
& Construction



Pat Logsdon
Associate A.D./
Senior Woman
Administrator



Nancy Kenny
Associate A.D./
CFO



Paul Meyers
Associate A.D./
Athletic Development



Keith Zimmer
Associate A.D./
Life Skills



Holly Adam
Assistant A.D./
Ticketing



Lonnie Albers
Assistant A.D./
Athletic Medicine



Gary Barga
Assistant A.D./
Compliance



Jeff Jamrog
Assistant A.D./
Football Operations



Shot Kleen
Assistant A.D./
Technology



Keith Mann
Assistant A.D./
Media Relations



Michael Stephens
Assistant A.D./
Marketing, Licensing
and Concessions



Josh White
Assistant A.D./
Compliance, Planning
and Concessions

Athletic Department Staff



Kiley Abdouch
Communications
Specialist



Mike Arthur
Director of Strength
& Conditioning



Alvin Banks
Academic Counselor/
Coord. of Special
Programs



Traci Becker
Accounting Clerk



Don Betten
Custodian/Event
Setup Assistant



Derek Bombeck
Event Management
Specialist



Kimberly Brick
Custodial Supervisor



Brad Brown
Assistant Athletic
Trainer



Jan Brown
Accounting Manager



Walter Bruns
Guest Relations/
Security Attendant



Laura Buttermore
Assistant Strength
Coach



Katie Butzke
Event Management
Specialist



**Angela Christ-
Zemunski**
Ticketing Assistant



Dr. David Clare
Team Physician,
Orthopaedic Surgeon



Dr. Pat Clare
Chief of Staff,
Orthopaedic Surgeon



Tyler Clarke
Assistant Strength
Coach



Brad Colee
Video Production
Specialist



Karen Cook
Husker Power
Staff Secretary



Kim Daniel
Custodial Supervisor



Mike Dobbs
Development Officer



James Dobson
Head Football
Strength Coach



Don Dougherty
Guest Relations/
Security Attendant



Tom Dufresne
Assistant Athletic
Trainer



Leslie Edwards
Custodian



Andrea Einspahr
Academic Counselor
(MBB)



Jolene Emricson
Assistant Athletic
Trainer



Anton Engel
Guest Relations/
Security Attendant



Jane Farrell
Personnel & Payroll
Associate



Patricia Ferree
Compliance Assistant



Gaila Friesen
Secretarial Specialist



Derek Freeman
Development
Operations Manager



Lindsey Freeman
Development
Specialist



Randy Gobel
Assistant Director
of Athletic Facilities



Mike Greenfield
Building Service
Manager



Lisa Grzeskowiak
Assistant Athletic
Trainer



Scott Guthrie
Chief Video Engineer



Anne Hackbart
Administrative
Assistant



Jami Hagedorn
Financial & Human
Resources Manager



Janell Hall
Concessions
Operations Manager



Brett Hansen
Computer Hardware
Technician



Jack Harper
Custodian



Kirk Hartman
Executive Director of
Video Production



Sheri Hastings
Academic Counselor



Eric Haynes
Assistant Director
of Athletic Facilities



Kevin Herbel
Director of Planning
& Reporting



Jared Hertz
Turfgrass Manager



Josh Hingst
Sports Nutritionist



Mike Hodges
Video Production
Specialist



Matthew Honnor
Custodian



Phil Hood
Trade Supervisor



John Horstman
Building Services
Technician



Leah Huber
Academic
Administrative
Assistant



Syed Hussain
Guest Relations/
Security Attendant



Katie Jewell
Assoc. Director of
Academic Programs



Jena Johnson
Compliance Associate



Jack Kissack
Guest Relations/
Security Attendant



Doug Kissinger
Building Services
Technician



Brian Kmitta
Assistant Strength
Coach



Arlyce Koerner
Facilities & Events
Staff Secretary



Dale Kruse
Food Service Manager



Blake Lange
Assistant
Equipment Manager



Marlon Lozano
Spirit Squad Manager



Greg Lingenfelter
Huskers Authentic
Manager



Mark Mayer
Head Football
Athletic Trainer



Danny McEntarffer
Guest Relations/
Security Attendant



Sarah McGrath
Accounting Clerk



Chris McQuillan
Assistant Equipment
Manager



Robert Mersed
Guest Relations/
Security Attendant



Alan Moore
Building Services
Technician



Shawn Morrison
Computer Hardware
Technician



Sol Morton
Building Services
Technician



Kelly Mosier
Video Production
Coordinator



Mike Nieman
Academic Counselor



Diane Nietfeldt
Shipping & Receiving



Cindy Obenchain
Guest Relations/
Security Attendant



Doak Ostergard
Outreach Director



Chris Pankonin
Video Production
Specialist



William Peglow
Guest Relations/
Security Attendant



Robert Pleines
Building Services
Technician



Amanda Pohlman
Video Production
Specialist



Amy Potts
Business Office
Assistant



Laure Ragoss
Assistant Director
of Compliance



Roxane Rasmussen
Concession Manager



Kristi Rietz
Assistant Ticket
Manager



Lindsey Remmers
Sports Nutritionist



Robert Richards
Guest Relations/
Security Attendant



Brandon Rigoni
Assistant Strength
Coach



Guy Rozier
Assistant Director
of Development



Kim Schellpeper
Assoc. Director of
Academic Programs



Jeff Schröder
Building Services
Technician



Corrie Sears
Director of
Marketing



Amy Seiler
Massage Therapist



John Shaw
Building Services
Technician



Will Sheppard
Academic Counselor/
Coord. of Multicultural
Programs



Leah Sinner
Ticketing Assistant



Derek Simonsen
Accounting Clerk



Peg Slagle
Skybox Coordinator



Patrick Spieldenner
Assistant Athletic
Trainer



Dr. Scott Strasburger
Team Physician,
Orthopaedic Surgeon



Norm Tallman
Memorial Stadium
Custodian



Jay Terry
Head Equipment
Manager



Maggi Thorne
Facilities Project
Coordinator



Steve Torske
Building & Grounds
Supervisor



Andrew Truslow
Ticketing Assistant



Chad Wade
Assistant Strength
Coach



Jacqueline Wilken
Administrative
Coordinator



Ervin Williams
Event Management
Specialist



Karen Williamson
Ticketing Assistant



Annie Wood
Design Specialist



Linda Ybarra
Facilities
Administrative
Assistant



Randy York
Creative Director



Jerry Zimmer
Guest Relations/
Security Attendant

**THERE'S
ONLY**



**BANK
OF
HUSKER
NATION**

First National Bank is proud to be the Official Bank of Husker Nation.



First National Bank
One with You.®

NEBRASKA

1

SOUTH CAROLINA UPSTATE SPARTANS

SATURDAY, NOV. 14 | TBD
LINCOLN, NEB. (DEVANEY CENTER)



SAINT LOUIS BILLIKENS

WEDNESDAY, NOV. 18 | 7 P.M.
ST. LOUIS, MO. (CHAIFETZ ARENA)

FSMIDWEST



Eddie Payne
Head Coach



Nick Schneiders
Senior Center

2009-10 SCHEDULE

Nov. 14	at Nebraska
Nov. 16	at Indiana
Nov. 21	at Winthrop
Nov. 24	UNC Greensboro
Nov. 28	at Miami
Nov. 30	Stetson
Dec. 5	at Wichita State
Dec. 14	Florida Gulf Coast
Dec. 16	Winthrop
Dec. 19	at UNLV
Dec. 23	at Arizona State
Jan. 2	Campbell
Jan. 4	East Tennessee State
Jan. 7	at Belmont
Jan. 9	at Lipscomb
Jan. 15	Mercer
Jan. 17	Kennesaw State
Jan. 21	at North Florida
Jan. 23	at Jacksonville
Jan. 27	North Florida
Jan. 31	Jacksonville
Feb. 6	at Kennesaw State
Feb. 8	at Mercer
Feb. 11	Lipscomb
Feb. 13	Belmont
Feb. 17	at Campbell
Feb. 21	at East Tennessee State
Feb. 25	at Florida Gulf Coast
Feb. 27	at Stetson
March 6-9	at Atlantic Sun Tournament

GENERAL INFO

Founded: 1967
Location: Spartanburg, S.C.
Enrollment: 5,000
Chancellor: John C. Stockwell
Athletic Director: Mike Hall
Nickname: Spartans
Colors: Dark Green, White & Black
Conference: Atlantic Sun
Home Arena: Hodge Center
Capacity: 1,535
Athletic Dept. Phone: 864-503-5144
Ticket Office Phone: 864-503-5893
Web site: www.upstatespartans.com

COACHING STAFF

Head Coach: Eddie Payne
Alma Mater (Year): Wake Forest (1973)
Career Record: 369-331 (23 years)
Record at USCU: 100-77 (Seven years)
Assistant Coaches (Alma mater, Year):
Kyle Perry (Georgia Tech, 2001)
Ryan Walker (Quincy, 2007)
Bill Burrows (Mars Hill, 1969)
Basketball Office Phone: 864-503-5141

MEDIA RELATIONS

Basketball SID: Bill English
Office Phone: 864-503-5129
Home Phone: 864-503-5127
E-mail: benglish@uscupstate.edu
Press Row Phone: 864-503-5129
SID Mailing Address:
800 University Way
Spartanburg, S.C. 29303

THE SPARTANS

2008-09 Record: 9-21 (8-12 Atlantic Sun, 8th)
Final 2009 AP Ranking: None
2009 Postseason Play: None
Lettermen Returning/Lost: 7/6
Starters Returning/Lost: 3/2

TOP RETURNING PLAYERS

Nick Schneiders, Sr., 9.5 ppg, 6.1 rpg
Josh Chavis, Jr., 8.3 ppg, 2.3 apg



Rick Majerus
Head Coach



Kwamain Mitchell
Sophomore Guard

2009-10 SCHEDULE

Nov. 14	Southeast Missouri State
Nov. 18	Nebraska
Nov. 22	Kennesaw State
Nov. 24	Mississippi Valley State
Nov. 27	vs. Iowa State
Nov. 28	vs. Northwestern/Notre Dame
Dec. 2	at Georgia
Dec. 5	Southern Illinois
Dec. 12	Rockhurst
Dec. 16	Belmont
Dec. 19	Missouri State
Dec. 22	UMKC
Dec. 29	Eastern Illinois
Jan. 2	at Bowling Green
Jan. 9	Richmond
Jan. 13	at Duquesne
Jan. 17	at Charlotte
Jan. 20	Fordham
Jan. 27	at George Washington
Jan. 30	at Richmond
Feb. 3	St. Bonaventure
Feb. 6	at La Salle
Feb. 9	at Saint Joseph's
Feb. 13	Dayton
Feb. 17	Rhode Island
Feb. 21	at Massachusetts
Feb. 24	Xavier
Feb. 27	Duquesne
March 3	Temple
March 6	at Dayton
March 10-13	at Atlantic 10 Championship

GENERAL INFO

Founded: 1818
Location: St. Louis, Mo.
Enrollment: 12,733
President: Rev. Lawrence J. Biondi, S.J.
Athletic Director: Chris May
Nickname: Billikens
Colors: Royal blue and white
Conference: Atlantic 10
Home Arena: Chaifetz Arena
Capacity: 10,600
Athletic Dept. Phone: 314-977-3177
Ticket Office Phone: 314-977-4758
Web site: www.slubillikens.com

COACHING STAFF

Head Coach: Rick Majerus
Alma Mater (Year): Marquette (1970)
Career Record: 456-176 (22 years)
Record at SLU: 34-29 (Two years)
Assistant Coaches (Alma mater, Year):
Porter Moser (Creighton, 1990)
Chris Harriman (Augusta State, 2003)
Alex Jensen (Utah, 2000)
Basketball Office Phone: 314-977-3170

MEDIA RELATIONS

Basketball SID: Chuck Yahng
Office Phone: 314-977-2524
Cell Phone: 314-604-5702
E-mail: yahngc@slu.edu
Press Row Phone: 314-977-5212
SID Mailing Address:
3330 Laclede Ave.
St. Louis, MO 63103

THE BILLIKENS

2008-09 Record: 18-14 (8-8 A10, 9th)
Final 2009 AP Ranking: None
2009 Postseason Play: None
Lettermen Returning/Lost: 5/4
Starters Returning/Lost: 3/2

TOP RETURNING PLAYERS

Kwamain Mitchell, So., 11.0 ppg, 3.6 apg
Willie Reed, So., 7.7 ppg, 4.6 rpg

2008-09 RESULTS

Nov. 14	Missouri-St. Louis	W, 48-33
Nov. 19	Kent State	L, 74-76 (ot)
Nov. 22	Boston College	W, 53-50
Nov. 25	at Nebraska	L, 57-71
Nov. 29	at Detroit	L, 57-62
Dec. 2	at Southern Illinois	L, 48-64
Dec. 6	Savannah State	W, 55-37
Dec. 13	Samford	W, 70-49
Dec. 17	USC Upstate	W, 55-38
Dec. 19	Liberty	W, 73-70
Dec. 22	vs. DePaul	L, 61-65
Dec. 23	vs. Fresno State	W, 56-52
Dec. 30	UMBC	W, 81-60
Jan. 2	North Carolina A&T	W, 60-52
Jan. 8	at Xavier	L, 44-70
Jan. 14	Massachusetts	W, 69-64
Jan. 17	George Washington	W, 63-59
Jan. 22	at Temple	L, 40-65
Jan. 25	Richmond	L, 62-70
Jan. 29	at Dayton	L, 46-47
Jan. 31	at Fordham	W, 88-58
Feb. 4	Duquesne	W, 78-74 (ot)
Feb. 8	at Richmond	W, 85-72 (ot)
Feb. 11	Charlotte	W, 69-61
Feb. 14	at Rhode Island	L, 61-69
Feb. 18	Saint Joseph's	W, 73-71
Feb. 21	Dayton	W, 57-49
Feb. 25	at St. Bonaventure	L, 55-72
March 4	at Duquesne	L, 68-70
March 7	La Salle	L, 62-68
March 11	vs. La Salle	W, 62-60 (ot)
March 12	vs. Xavier	L, 47-66

TCU HORNED FROGS

SATURDAY, NOV. 21 | TBD
LINCOLN, NEB. (DEVANEY CENTER)



Jim Christian
Head Coach



Zvonko Buljan
Senior Forward

GENERAL INFO

Founded: 1873
Location: Fort Worth, Texas
Enrollment: 8,749
Chancellor: Dr. Victor J. Boschini Jr.
Athletic Director: TBA
Nickname: Horned Frogs
Colors: Purple and white
Conference: Mountain West
Home Arena: Daniel-Meyer Coliseum
Capacity: 7,201
Athletic Dept. Phone: 817-257-7710
Ticket Office Phone: 817-257-7967
Web site: www.gofrogs.com

COACHING STAFF

Head Coach: Jim Christian
Alma Mater (Year): Rhode Island (1988)
Career Record: 152-75 (Seven years)
Record at TCU: 14-17 (One year)
Assistant Coaches (Alma mater, Year):
Jean Prioleau (Fordham, 1982)
Bill Wuczynski (UNLV, 1996)
Eric Haut (Kent State, 2004)
Basketball Office Phone: 817-257-7968

MEDIA RELATIONS

Basketball SID: Joe Monaco
Office Phone: 817-257-5378
Cell Phone: 817-343-2064
E-mail: j.monaco@tcu.edu
Press Row Phone: 817-257-7337
SID Mailing Address:
2900 Stadium Dr.
Fort Worth, TX 76129

THE HORNED FROGS

2008-09 Record: 14-17 (5-11 MWC, 7th)
Final 2009 AP Ranking: None
2009 Postseason Play: None
Lettermen Returning/Lost: 6/4
Starters Returning/Lost: 3/2

TOP RETURNING PLAYERS

Zvonko Buljan, Sr., 12.3 ppg, 7.8 rpg
Ronnie Moss, So., 10.2 ppg, 2.6 rpg
Edvinas Ruzgas, Sr., 10.0 ppg, 3.0 rpg

2009-10 SCHEDULE

Nov. 13 Mid-American Christian
Nov. 16 at Preseason NIT
Nov. 18 at Preseason NIT
Nov. 21 at Nebraska
Nov. 23 at Preseason NIT
Nov. 24 at Preseason NIT
Nov. 28 Louisiana Tech
Dec. 2 at SMU
Dec. 8 Texas Tech
Dec. 12 at Wichita State
Dec. 19 St. Gregory's
Dec. 23 at Houston
Dec. 30 Northern Colorado
Jan. 2 Rice
Jan. 6 Air Force
Jan. 9 at Utah
Jan. 12 Wyoming
Jan. 16 at San Diego State
Jan. 23 UNLV
Jan. 27 at Colorado State
Jan. 30 New Mexico
Feb. 2 at BYU
Feb. 6 at Air Force
Feb. 10 Utah
Feb. 13 at Wyoming
Feb. 16 San Diego State
Feb. 24 at UNLV
Feb. 27 Colorado State
March 3 at New Mexico
March 6 BYU
March 10-13 at MWC Tournament

2008-09 RESULTS

Nov. 14 at Western Michigan.....W, 67-63
Nov. 15 vs. Clemson.....L, 58-70
Nov. 16 at College of Charleston.....L, 75-86
Nov. 19 Nebraska.....L, 50-62
Nov. 22 McNeese State.....W, 68-64
Nov. 26 SMU.....W, 62-44
Nov. 29 St. Gregory's.....W, 80-38
Dec. 3 at Colorado.....W, 62-46
Dec. 6 Texas A&M-Corpus Christi.....W, 66-53
Dec. 8 Wichita State.....W, 57-48
Dec. 10 at Indiana.....L, 56-66
Dec. 22 at Louisiana Tech.....L, 67-72
Dec. 30 Colgate.....W, 62-37
Jan. 3 Colorado State.....W, 81-67
Jan. 6 at Texas Tech.....W, 85-80
Jan. 10 UNLV.....W, 80-73
Jan. 13 at BYU.....L, 61-73
Jan. 17 at Air Force.....W, 57-54
Jan. 21 Wyoming.....W, 79-78 (ot)
Jan. 24 New Mexico.....L, 52-69
Jan. 27 at San Diego State.....L, 50-67
Feb. 4 Utah.....L, 54-62
Feb. 7 at Colorado State.....L, 65-71
Feb. 10 at UNLV.....L, 57-71
Feb. 14 BYU.....L, 63-79
Feb. 18 Air Force.....W, 62-50
Feb. 21 at Wyoming.....L, 56-61
Feb. 24 at New Mexico.....L, 62-76
Feb. 28 San Diego State.....L, 77-79 (ot)
March 7 at Utah.....L, 49-68
March 12 vs. Utah.....L, 58-61

UMKC KANGAROOS

TUESDAY, NOV. 24 | 7 P.M.
LINCOLN, NEB. (DEVANEY CENTER)

FSMIDWEST



Matt Brown
Head Coach



Spencer Johnson
Junior Guard

GENERAL INFO

Founded: 1933
Location: Kansas City, Mo.
Enrollment: 14,221
Chancellor: Leo Morton
Athletic Director: Tim Hall
Nickname: Kangaroos
Colors: Blue and gold
Conference: Summit League
Home Arena: Municipal Auditorium
Capacity: 9,827
Athletic Dept. Phone: 816-235-1036
Ticket Office Phone: 816-235-5475
Web site: umkc.kangaroos.com

COACHING STAFF

Head Coach: Matt Brown
Alma Mater (Year): Shippensburg (1994)
Career Record: 18-45 (Two years)
Record at UMKC: 18-45 (Two years)
Assistant Coaches (Alma mater, Year):

Wendell Moore (Georgia Southern, 1993)
Martin Unger (Western Carolina, 1997)
Steve Brough (Miami (Ohio), 1996)
Basketball Office Phone: 816-235-1036

MEDIA RELATIONS

Basketball SID: James Allen
Office Phone: 816-235-1034
Cell Phone: 319-621-7893
E-mail: allanjc@umkc.edu
Press Row Phone: 816-513-5217
SID Mailing Address:
5100 Rockhill Road, SRC 201
Kansas City, Mo. 64110

THE KANGAROOS

2008-09 Record: 7-24 (3-15 Summit, 10th)
Final 2009 AP Ranking: None
2009 Postseason Play: None
Lettermen Returning/Lost: 7/5
Starters Returning/Lost: 2/3

TOP RETURNING PLAYERS

Spencer Johnson, Jr., 10.7 ppg, 6.6 rpg
Bakari Lewis, Jr., 10.8 ppg, 2.1 rpg
Latreze Mushatt, So., 9.1 ppg, 5.5 rpg

2009-10 SCHEDULE

Nov. 14 Truman State
Nov. 17 Lincoln University
Nov. 21 at North Dakota
Nov. 24 at Nebraska
Nov. 28 Idaho State
Dec. 3 at Oral Roberts
Dec. 5 at Centenary
Dec. 9 Wichita State
Dec. 12 at Houston Baptist
Dec. 19 Central Arkansas
Dec. 22 at Saint Louis
Dec. 28 at SIU-Edwardsville
Dec. 30 at Missouri
Jan. 2 Southern Utah
Jan. 7 South Dakota State
Jan. 14 at Oakland
Jan. 16 at IPFW
Jan. 21 Western Illinois
Jan. 23 IUPUI
Jan. 26 North Dakota State
Jan. 30 at Southern Utah
Feb. 4 at North Dakota State
Feb. 6 at South Dakota State
Feb. 11 IPFW
Feb. 13 Oakland
Feb. 18 at IUPUI
Feb. 20 at Western Illinois
Feb. 25 Centenary
Feb. 27 Oral Roberts
March 6-9 at Summit Tournament

2008-09 RESULTS

Nov. 14 North Dakota.....L, 56-61
Nov. 16 at Kansas.....L, 56-71
Nov. 19 at Wichita State.....W, 66-63
Nov. 22 at Florida Atlantic.....L, 59-77
Nov. 24 vs. Bradley.....W, 73-61
Nov. 25 vs. Richmond.....L, 74-85
Nov. 26 vs. Florida Golf Coast.....W, 73-69
Nov. 30 vs. Florida.....L, 65-86
Dec. 4 Oakland.....L, 78-84
Dec. 6 IPFW.....W, 70-62
Dec. 13 at Loyola.....L, 47-52
Dec. 15 at Northwestern.....L, 62-77
Dec. 18 at Eastern Washington.....W, 68-61
Dec. 22 UT-San Antonio.....L, 72-76
Dec. 28 SIU-Edwardsville.....L, 71-77
Dec. 31 at IUPUI.....L, 69-72
Jan. 2 at Western Illinois.....L, 68-71
Jan. 10 Southern Utah.....L, 50-66
Jan. 15 South Dakota State.....W, 69-67
Jan. 17 North Dakota State.....L, 60-65 (ot)
Jan. 22 at Oral Roberts.....L, 54-89
Jan. 24 at Centenary.....L, 75-83
Jan. 29 Western Illinois.....L, 51-56
Jan. 31 IUPUI.....L, 56-60
Feb. 7 at Southern Utah.....L, 69-81
Feb. 12 at North Dakota State.....L, 49-87
Feb. 14 at South Dakota State.....L, 66-76
Feb. 19 Centenary.....W, 61-59
Feb. 21 Oral Roberts.....L, 62-93
Feb. 26 at IPFW.....L, 71-76
Feb. 28 at Oakland.....L, 88-100

USC TROJANS

SUNDAY, NOV. 29 | 3:30 P.M.
LOS ANGELES, CALIF. (GALEN CENTER)



Kevin O'Neill
Head Coach



Dwight Lewis
Senior Guard

GENERAL INFO

Founded: 1880
Location: Los Angeles, Calif.
Enrollment: 33,500
President: Dr. Steven Sample
Athletic Director: Mike Garrett
Nickname: Trojans
Colors: Garnet and gold
Conference: Pacific-10
Home Arena: Galen Center
Capacity: 10,258
Athletic Dept. Phone: 213-740-3843
Ticket Office Phone: 213-740-4672
Web site: www.usctrojans.com

COACHING STAFF

Head Coach: Kevin O'Neill
Alma Mater (Year): McGill (1979)
Career Record: 171-180 (12 years)
Record at USC: First year
Assistant Coaches (Alma mater, Year):
Gib Arnold (BYU, 1995)
Bob Cantu (Chapman, 1997)
Phil Johnson (East Central Oklahoma, 1981)
Basketball Office Phone: 213-740-3815

MEDIA RELATIONS

Basketball SID: David Tuttle
Office Phone: 213-740-8480
Cell Phone: 213-725-3102
E-mail: davidtut@usc.edu
Press Row Phone: 213-740-3900
SID Mailing Address:
HER-103
Los Angeles, CA 90089-0601

THE TROJANS

2008-09 Record: 22-13 (9-9 Pac-10, 5-5th)
Final 2009 AP Ranking: None
2009 Postseason Play: NCAA Second round
Lettermen Returning/Lost: 8/2
Starters Returning/Lost: 2/3

TOP RETURNING PLAYERS

Dwight Lewis, Sr., 14.4 ppg, 3.3 rpg
Leonard Washington, So., 6.1 ppg, 4.2 rpg

2009-10 SCHEDULE

Nov. 17	UC Riverside
Nov. 21	Loyola Marymount
Nov. 27	Coppin State
Nov. 29	Nebraska
Dec. 3	at Texas
Dec. 5	at Georgia Tech
Dec. 8	Sacramento State
Dec. 11	Idaho State
Dec. 19	Tennessee
Dec. 22	vs. Western Michigan
Dec. 24	vs. Northeastern/St. Mary's
Dec. 25	vs. TBD
Dec. 31	Arizona
Jan. 2	Arizona State
Jan. 6	at Stanford
Jan. 9	at California
Jan. 16	at UCLA
Jan. 21	Washington State
Jan. 23	Washington
Jan. 28	at Oregon State
Jan. 30	at Oregon
Feb. 4	California
Feb. 6	Stanford
Feb. 14	UCLA
Feb. 18	at Washington
Feb. 20	at Washington State
Feb. 25	Oregon
Feb. 27	Oregon State
March 4	at Arizona State
March 6	at Arizona
March 10-13	at Pac-10 Tournament

2008-09 RESULTS

Nov. 15	UC IrvineW, 78-55
Nov. 18	New Mexico StateW, 73-60
Nov. 20	vs. Seton HallL, 61-63
Nov. 21	vs. ChattanoogaW, 73-46
Nov. 23	vs. MissouriL, 72-83
Nov. 28	UT MartinW, 70-43
Dec. 1	San FranciscoW, 74-69
Dec. 4	at OklahomaL, 72-73
Dec. 15	PepperdineW, 91-77
Dec. 20	North Dakota StateW, 61-57
Dec. 22	Georgia TechW, 76-57
Dec. 28	Oral RobertsW, 66-56
Jan. 2	at OregonW, 83-62
Jan. 4	at Oregon StateL, 58-62 (ot)
Jan. 11	UCLAL, 60-64
Jan. 15	Arizona StateW, 61-49
Jan. 17	ArizonaW, 65-64
Jan. 22	at WashingtonL, 73-78
Jan. 24	at Washington StateW, 46-44
Jan. 29	StanfordW, 70-69
Jan. 31	CaliforniaW, 73-62
Feb. 4	at UCLAL, 60-76
Feb. 12	at ArizonaL, 76-83
Feb. 15	at Arizona StateL, 53-65
Feb. 19	Washington StateW, 61-51
Feb. 21	WashingtonL, 51-60
Feb. 26	at CaliforniaL, 78-81 (ot)
Feb. 28	at StanfordL, 63-75
March 5	OregonW, 80-66
March 7	Oregon StateW, 68-52
March 12	vs. CaliforniaW, 79-75
March 13	vs. UCLAW, 65-55
March 14	vs. Arizona StateW, 66-63
March 20	vs. Boston CollegeW, 72-55
March 22	vs. Michigan StateL, 69-74

UT-PAN AMERICAN BRONCS

WEDNESDAY, DEC. 2 | 7 P.M.
LINCOLN, NEB. (DEVANEY CENTER)



Ryan Marks
Head Coach



Nick Weiermiller
Junior Guard

2009-10 SCHEDULE

Nov. 14	Louisiana Tech
Nov. 16	at Lamar
Nov. 19	at Texas A&M-Corpus Christi
Nov. 22	at Missouri
Nov. 24	at Mississippi State
Nov. 27	vs. Tennessee-Chattanooga
Nov. 28	vs. TBD
Dec. 2	at Nebraska
Dec. 5	at Texas State
Dec. 7	at UT-San Antonio
Dec. 15	at Texas
Dec. 18	UT-San Antonio
Dec. 22	at Louisiana Tech
Dec. 28	Northern Arizona
Jan. 2	at Air Force
Jan. 5	at Virginia
Jan. 7	at Northwestern
Jan. 14	NJIT
Jan. 16	Chicago State
Jan. 20	at TCU
Jan. 25	Texas A&M-Corpus Christi
Jan. 28	North Dakota
Jan. 30	South Dakota
Feb. 4	at Utah Valley
Feb. 6	at Chicago State
Feb. 10	Houston Baptist
Feb. 13	Utah Valley
Feb. 20	at NJIT
Feb. 27	at Houston Baptist
March 4	at South Dakota
March 6	at North Dakota
March 10-12	at Great West Tournament

GENERAL INFO

Founded: 1927
Location: Edinburg, Texas
Enrollment: 17,534
Interim President: Dr. Charles Sorber
Athletic Director: Chris King
Nickname: Broncs
Colors: Forest Green, Orange and White
Conference: Great West
Home Arena: UTPA Fieldhouse
Capacity: 4,000
Athletic Dept. Phone: 956-381-2221
Ticket Office Phone: 956-381-2219
Web site: www.utpabroncs.com

COACHING STAFF

Head Coach: Ryan Marks
Alma Mater (Year): USC (1993)
Career Record: 148-83 (eight years)
Record at UTPA: First season
Assistant Coaches (Alma mater, Year):
Rodrick Rhodes (USC, 2005)
Jon Havens (UT-Pan American, 2004)
Basketball Office Phone: 956-381-2870

MEDIA RELATIONS

Basketball SID: Zena Davila
Office Phone: 956-380-8799
Cell Phone: 956-739-4878
E-mail: zedavila@broncs.utpa.edu
Press Row Phone: 956-381-2205
SID Mailing Address:
1201 W. University Drive
Edinburg, Texas 78541

THE BRONCS

2008-09 Record: 10-17
Final 2009 AP Ranking: None
2009 Postseason Play: None
Lettermen Returning/Lost: 6/9
Starters Returning/Lost: 4/1

TOP RETURNING PLAYERS

Nick Weiermiller, Jr., 10.7 ppg, 5.6 apg
Nathan Hawkins, Sr., 9.7 ppg, 3.4 rpg

2008-09 RESULTS

Nov. 15	Sul Ross StateW, 84-59
Nov. 18	at UNLVL, 48-73
Nov. 20	at CaliforniaL, 58-85
Nov. 22	vs. WoffordL, 70-75
Nov. 23	vs. UCCSW, 87-78
Nov. 28	vs. North Carolina A&TL, 60-67
Nov. 29	vs. Western IllinoisL, 60-62
Dec. 5	at DrakeL, 57-69
Dec. 7	North Carolina CentralW, 56-50
Dec. 13	at Air ForceL, 50-71
Dec. 18	UT-San AntonioW, 74-72
Dec. 22	Weber StateL, 54-61
Jan. 2	at UTEPL, 42-60
Jan. 5	Houston-TillotsonW, 88-84
Jan. 7	UT-ArlingtonL, 51-76
Jan. 14	at North Carolina CentralL, 71-77
Jan. 21	at UT-San AntonioL, 72-83
Jan. 27	at AuburnL, 63-66
Feb. 2	Savannah StateL, 58-64
Feb. 4	TAMU-IndependenceW, 76-52
Feb. 7	Chicago StateL, 72-78
Feb. 11	at LongwoodL, 61-77
Feb. 14	LongwoodW, 86-82
Feb. 21	North Carolina CentralW, 67-66
Feb. 23	NJITW, 60-53
Feb. 28	at Chicago StateL, 75-92
March 3	at NJITW, 63-49

CREIGHTON BLUEJAYS

SUNDAY, DEC. 6 | 4 P.M.
OMAHA, NEB. (QWEST CENTER)



CHICAGO STATE COUGARS

THURSDAY, DEC. 10 | 7 P.M.
LINCOLN, NEB. (DEVANEY CENTER)

FSMIDWEST



Dana Altman
Head Coach



Justin Carter
Senior Guard

2009-10 SCHEDULE

Nov. 14	at Dayton
Nov. 17	Florida A&M
Nov. 22	Arkansas-Little Rock
Nov. 26	vs. Michigan
Nov. 27	vs. Marquette/Xavier
Nov. 29	vs. TBD
Dec. 6	Nebraska
Dec. 12	at George Mason
Dec. 16	Savannah State
Dec. 19	at New Mexico
Dec. 22	Houston Baptist
Dec. 29	Northern Iowa
Jan. 1	at Indiana State
Jan. 3	at Evansville
Jan. 6	Drake
Jan. 9	at Wichita State
Jan. 13	Southern Illinois
Jan. 16	Wichita State
Jan. 20	at Illinois State
Jan. 24	Missouri State
Jan. 27	at Bradley
Jan. 30	at Drake
Feb. 3	Evansville
Feb. 6	at Missouri State
Feb. 8	Indiana State
Feb. 13	Illinois State
Feb. 16	at Northern Illinois
Feb. 20	ESPN BracketBusters
Feb. 23	at Southern Illinois
Feb. 27	Bradley
March 4-7	at MVC Tournament

2008-09 RESULTS

Nov. 16	New Mexico	W, 82-75
Nov. 20	Arkansas-Pine Bluff	W, 82-50
Nov. 22	Oral Roberts	W, 87-65
Nov. 25	at Arkansas-Little Rock	L, 69-71
Nov. 29	at Nebraska	L, 52-54
Dec. 2	Mississippi Valley State	W, 82-58
Dec. 6	at Saint Joseph's	W, 69-58
Dec. 10	Dayton	W, 77-59
Dec. 13	Northern Colorado	W, 85-66
Dec. 15	Southern	W, 71-60
Dec. 22	vs. Fresno State	W, 84-65
Dec. 23	vs. DePaul	W, 83-75
Dec. 28	Wichita State	W, 68-56
Dec. 31	at Indiana State	W, 79-61
Jan. 3	at Illinois State	L, 64-86
Jan. 6	Northern Iowa	L, 66-69
Jan. 10	at Bradley	W, 73-64
Jan. 14	Southern Illinois	W, 73-72 (ot)
Jan. 17	at Wichita State	L, 61-74
Jan. 20	at Evansville	W, 79-57
Jan. 24	Drake	L, 62-74
Jan. 27	Indiana State	W, 73-62
Feb. 1	Missouri State	W, 75-51
Feb. 4	at Drake	W, 79-68
Feb. 8	at Northern Iowa	W, 77-71
Feb. 11	Bradley	W, 79-65
Feb. 14	at Southern Illinois	W, 82-60
Feb. 17	Evansville	W, 89-84
Feb. 21	George Mason	W, 76-63
Feb. 24	at Missouri State	W, 65-59
Feb. 28	Illinois State	W, 74-70
March 6	vs. Wichita State	W, 63-62
March 7	vs. Illinois State	L, 49-73
March 18	vs. Bowling Green	W, 73-71
March 23	vs. Kentucky	L, 63-65

GENERAL INFO

Founded: 1878
Location: Omaha, Neb.
Enrollment: 7,051
President: Rev. John P. Schlegel, S.J.
Athletic Director: Bruce Rasmussen
Nickname: Bluejays
Colors: Blue and white
Conference: Missouri Valley
Home Arena: Qwest Center Omaha
Capacity: 17,272
Athletic Dept. Phone: 402-280-2720
Ticket Office Phone: 402-280-5297
Web site: www.gocreighton.com

COACHING STAFF

Head Coach: Dana Altman
Alma Mater (Year): Eastern New Mexico (1980)
Career Record: 392-227 (20 years)
Record at CU: 309-160 (15 years)
Assistant Coaches (Alma mater, Year):
Darian DeVries (Northern Iowa, 1998)
Brian Fish (Marshall, 1989)
Todd Eisner (Creighton, 1991)
Basketball Office Phone: 402-280-1795

MEDIA RELATIONS

Basketball SID: Rob Anderson
Office Phone: 402-280-5544
Cell Phone: 402-660-5854
E-mail: randerson@creighton.edu
Press Row Phone: 402-599-6640
SID Mailing Address:
2500 California Plaza
Omaha, NE 68178

THE BLUEJAYS

2008-09 Record: 27-8 (14-4 MVC, 1-1st)
Final 2009 AP Ranking: None
2009 Postseason Play: NIT Second Round
Lettermen Returning/Lost: 8/4
Starters Returning/Lost: 3/2

TOP RETURNING PLAYERS

P'Allen Stinnett, Jr., 12.5 ppg, 2.9 rpg
Kenny Lawson Jr., Jr., 8.5 ppg, 4.8 rpgs



Benjy Taylor
Head Coach



Carl Montgomery
Junior Forward

2009-10 SCHEDULE

Nov. 13	Concordia-Chicago
Nov. 15	at Iowa State
Nov. 18	Trinity International
Nov. 21	Saint Xavier
Nov. 24	Eastern Illinois
Nov. 28	Northern Illinois
Dec. 1	at Central Michigan
Dec. 10	at Nebraska
Dec. 12	at Hawaii
Dec. 17	Olivet Nazarene
Dec. 19	at Tulsa
Dec. 22	vs. Eastern Washington
Dec. 23	vs. Jackson State/Wagner
Dec. 28	at Samford
Dec. 30	at Southern
Jan. 3	at Eastern Michigan
Jan. 9	at Utah Valley
Jan. 14	at UT-Pan American
Jan. 16	at Houston Baptist
Jan. 19	at Eastern Kentucky
Jan. 23	at NJIT
Jan. 29	Utah Valley
Feb. 4	Houston Baptist
Feb. 6	UT-Pan American
Feb. 8	at Detroit
Feb. 11	at South Dakota
Feb. 13	at North Dakota
Feb. 25	North Dakota
Feb. 27	South Dakota
March 3	at Northwestern
March 6	NJIT
March 8-11	at Great West Tournament

GENERAL INFO

Founded: 1867
Location: Chicago, Ill.
Enrollment: 7,131
President: Dr. Wayne Watson
Athletic Director: Sudie Davis
Nickname: Cougars
Colors: Evergreen and White
Conference: Great West
Home Arena: Jones Convocation Center
Capacity: 7,000
Athletic Dept. Phone: 773-995-2295
Ticket Office Phone:
Web site: www.gocscougars.com

COACHING STAFF

Head Coach: Benjy Taylor
Alma Mater (Year): Richmond (1989)
Career Record: 30-30 (Two years)
Record at CSU: 30-30 (Two years)
Assistant Coaches (Alma mater, Year):
James Farr (Creighton, 1989)
Matthew Muhammad (Panhandle St., 1984)
Scott Soprych (Indiana, 2004)
Basketball Office Phone: 773-995-3657

MEDIA RELATIONS

Basketball SID: Corey Miggins
Office Phone: 773-995-2217
Cell Phone: 773-414-5961
E-mail: cmiggins@csu.edu
Press Row Phone: 773-995-3641
SID Mailing Address:
9501 S. King Drive, JCC 1502
Chicago, IL 60628

THE COUGARS

2008-09 Record: 19-13
Final 2009 AP Ranking: None
2009 Postseason Play: None
Lettermen Returning/Lost: 8/5
Starters Returning/Lost: 1/4

TOP RETURNING PLAYERS

Carl Montgomery, Jr., 7.2 ppg, 5.8 rpg

2008-09 RESULTS

Nov. 14	Saint Xavier	W, 112-83
Nov. 17	at Marquette	L, 87-106
Nov. 20	Central Michigan	W, 84-74
Nov. 25	at Northern Iowa	L, 70-81
Nov. 28	vs. Bethune-Cookman	W, 79-64
Nov. 29	vs. Mercer	W, 77-88
Dec. 6	at Northern Illinois	L, 81-93
Dec. 10	at Illinois	L, 50-89
Dec. 15	at Hawaii	L, 75-85
Dec. 17	Southern	W, 76-68
Dec. 20	Samford	W, 66-49
Dec. 22	at Eastern Illinois	W, 77-64
Dec. 29	vs. Campbell	W, 98-89
Dec. 30	at Central Florida	L, 75-89
Jan. 3	Eastern Michigan	W, 79-61
Jan. 5	at Kansas State	L, 68-99
Jan. 10	at North Carolina Central	W, 115-96
Jan. 12	at Longwood	W, 94-86
Jan. 20	Eastern Kentucky	L, 68-71
Jan. 24	North Carolina Central	W, 103-63
Jan. 26	Detroit	L, 67-68
Jan. 29	Utah Valley	L, 121-123 (4ot)
Jan. 31	NJIT	W, 85-69
Feb. 4	at Northwestern	L, 63-75
Feb. 7	at UT-Pan American	W, 78-72
Feb. 9	Houston Baptist	W, 112-108 (ot)
Feb. 14	at NJIT	W, 84-68
Feb. 16	Longwood	W, 94-84
Feb. 21	Olivet Nazarene	W, 96-68
Feb. 24	at Utah Valley	L, 72-77
Feb. 28	UT-Pan American	W, 92-75
March 2	Houston Baptist	W, 95-92

OREGON STATE BEAVERS

SATURDAY, DEC. 12 | 7 P.M.
LINCOLN, NEB. (DEVANEY CENTER)

FSMIDWEST



JACKSON STATE TIGERS

SATURDAY, DEC. 19 | 7 P.M.
LINCOLN, NEB. (DEVANEY CENTER)



Craig Robinson
Head Coach



Calvin Haynes
Junior Guard

GENERAL INFO

Founded: 1868
Location: Corvallis, Ore.
Enrollment: 20,200
President: Dr. Edward Ray
Athletic Director: Bob De Carolis
Nickname: Beavers
Colors: Orange and black
Conference: Pacific-10
Home Arena: Gill Coliseum
Capacity: 10,400
Athletic Dept. Phone: 541-737-2547
Ticket Office Phone: 800-GOBEAUS
Web site: www.osubeavers.com

COACHING STAFF

Head Coach: Craig Robinson
Alma Mater (Year): Princeton (1983)
Career Record: 48-46 (Three years)
Record at OSU: 18-18 (One year)
Assistant Coaches (Alma mater, Year):
Doug Stewart (Brown, 1994)
Nate Pomeday (Northwestern, 1999)
David Grace (Park University, 2003)
Basketball Office Phone: 541-737-2076

MEDIA RELATIONS

Basketball SID: Michael Collins
Office Phone: 541-737-8898
Cell Phone: 541-230-0603
E-mail: michael.collins@oregonstate.edu
Press Row Phone: 541-737-3020
SID Mailing Address:
Gill Coliseum 114
Corvallis, OR 97331

THE BEAVERS

2008-09 Record: 18-18 (7-11 Pac-10, 8th)
Final 2009 AP Ranking: None
2009 Postseason Play: CBI Champions
Lettermen Returning/Lost: 9/3
Starters Returning/Lost: 4/1

TOP RETURNING PLAYERS

Calvin Haynes, Jr., 13.9 ppg, 3.0 rpg
Roeland Schaftenaar, Sr., 10.5 ppg, 4.0 rpg

2009-10 SCHEDULE

Nov. 13	vs. Texas A&M-Corpus Christi
Nov. 14	vs. South Dakota
Nov. 15	vs. Texas Tech
Nov. 21	Sacramento State
Nov. 28	at George Washington
Dec. 4	Colorado
Dec. 8	Cal State Bakersfield
Dec. 13	at Nebraska
Dec. 16	at Illinois-Chicago
Dec. 19	Mississippi Valley State
Dec. 23	Fresno State
Dec. 31	at Washington
Jan. 2	at Washington State
Jan. 6	Seattle
Jan. 10	at Oregon
Jan. 14	Arizona
Jan. 16	Arizona State
Jan. 21	at Stanford
Jan. 23	at California
Jan. 28	USC
Jan. 30	UCLA
Feb. 6	Oregon
Feb. 11	at Arizona State
Feb. 13	at Arizona
Feb. 18	California
Feb. 20	Stanford
Feb. 25	at UCLA
Feb. 27	at USC
March 4	Washington State
March 6	Washington
March 10-13	at Pac-10 Tournament

2008-09 RESULTS

Nov. 14	at Howard.....	L, 45-47
Nov. 22	at Nevada.....	L, 71-79
Nov. 24	Yale.....	L, 52-53
Nov. 26	Montana State.....	L, 79-82 (ot)
Nov. 30	at Fresno State.....	W, 62-54
Dec. 6	at Iowa State.....	L, 50-63
Dec. 13	Nebraska.....	W, 64-63
Dec. 16	Seattle Pacific.....	W, 71-67
Dec. 20	Howard.....	W, 90-54
Dec. 29	Seattle.....	W, 59-50
Jan. 2	UCLA.....	L, 46-69
Jan. 4	USC.....	W, 62-58 (ot)
Jan. 8	at Arizona State.....	L, 38-69
Jan. 10	at Arizona.....	L, 47-64
Jan. 15	Washington State.....	L, 57-61 (ot)
Jan. 17	Washington.....	L, 59-85
Jan. 22	at California.....	W, 69-65
Jan. 24	at Stanford.....	W, 77-62
Jan. 26	Cal State Bakersfield.....	W, 65-59
Jan. 31	Oregon.....	W, 57-54
Feb. 5	Arizona.....	L, 53-56
Feb. 7	Arizona State.....	L, 38-49
Feb. 12	at Washington.....	L, 60-79
Feb. 14	at Washington State.....	W, 54-52
Feb. 19	Stanford.....	W, 66-54
Feb. 21	California.....	W, 65-54
March 1	at Oregon.....	L, 69-79
March 5	at UCLA.....	L, 54-79
March 7	at USC.....	L, 52-68
March 11	vs. Stanford.....	L, 54-62
March 18	Houston.....	W, 49-45
March 23	Vermont.....	W, 71-70 (ot)
March 25	Stanford.....	W, 65-62 (ot)
March 30	UTEP.....	W, 75-69
April 1	at UTEP.....	L, 63-70
April 3	at UTEP.....	W, 81-73



Tevester Anderson
Head Coach



Grant Maxey
Senior Forward

GENERAL INFO

Founded: 1877
Location: Jackson, Miss.
Enrollment: 8,500
President: Ronald Mason Jr.
Athletic Director: Robert Braddy Sr.
Nickname: Tigers
Colors: Blue and White
Conference: Southwestern Athletic
Home Arena: Williams Athletics and Assembly Center
Capacity: 8,000
Athletic Dept. Phone: 601-979-7008
Ticket Office Phone: 256-782-8499
Web site: www.jsutigers.com

COACHING STAFF

Head Coach: Tevester Anderson
Alma Mater (Year): Arkansas AM&N (1962)
Career Record: 198-152 (11 years)
Record at JSU: 95-100 (Seven years)
Assistant Coaches (Alma mater, Year):
Eric Strothers (Jackson State, 1991)
Wright Busching (Mississippi, 1995)
Basketball Office Phone: 601-979-2417

MEDIA RELATIONS

Basketball SID: Wesley Peterson
Office Phone: 601-979-5899
Cell Phone: 601-503-5898
E-mail: wesley.peterson@jsu.edu
Press Row Phone: 601-979-2382
SID Mailing Address:
1400 JR Lynch Street
Jackson, MS 39217

THE TIGERS

2008-09 Record: 18-15 (15-3 SWAC, 2nd)
Final 2009 AP Ranking: None
2009 Postseason Play: None
Lettermen Returning/Lost: 3/2
Starters Returning/Lost: 10/3

TOP RETURNING PLAYERS

Grant Maxey, Sr., 16.4 ppg, 6.7 rpg.
Garrison Johnson, Sr., 10.7 ppg, 2.9 rpg.

2009-10 SCHEDULE

Nov. 13	at Memphis
Nov. 17	at Alabama
Nov. 21	at Stephen F. Austin
Nov. 24	at North Texas
Dec. 2	Stephen F. Austin
Dec. 5	Southeastern Louisiana
Dec. 15	at Baylor
Dec. 17	at Tulsa
Dec. 19	at Nebraska
Dec. 22	vs. Wagner
Dec. 23	vs. Eastern Washington/Chicago St.
Dec. 30	Spring Hill
Jan. 4	Alabama A&M
Jan. 6	Alabama State
Jan. 9	at Alcorn State
Jan. 11	at Southern
Jan. 16	Prairie View A&M
Jan. 18	Texas Southern
Jan. 23	Grambling State
Jan. 30	at Mississippi Valley State
Feb. 1	at Arkansas-Pine Bluff
Feb. 6	Alcorn State
Feb. 8	Southern
Feb. 13	at Prairie View A&M
Feb. 15	at Texas Southern
Feb. 20	at Grambling State
Feb. 27	Mississippi Valley State
March 1	Arkansas-Pine Bluff
March 4	at Alabama A&M
March 6	at Alabama State
March 10-13	at SWAC Tournament

2008-09 RESULTS

Nov. 15	at LSU.....	L, 65-79
Nov. 21	at Texas A&M.....	L, 78-96
Nov. 23	at Illinois.....	L, 64-78
Nov. 26	at North Texas.....	L, 82-84
Nov. 28	vs. TAMU-Corpus Christi.....	L, 63-73
Nov. 29	vs. North Carolina Central.....	W, 69-49
Dec. 2	at Stephen F. Austin.....	L, 59-73
Dec. 4	at Arizona State.....	L, 60-81
Dec. 6	at Kansas.....	L, 62-86
Dec. 17	at Providence.....	L, 71-85
Dec. 20	at Southeastern Louisiana.....	L, 51-70
Dec. 31	at Baylor.....	L, 78-113
Jan. 3	at Alabama State.....	L, 60-66
Jan. 5	at Alabama A&M.....	W, 62-53
Jan. 10	Alcorn State.....	W, 83-63
Jan. 12	Southern.....	W, 83-74
Jan. 17	at Texas Southern.....	W, 76-63
Jan. 19	at Prairie View A&M.....	L, 59-70
Jan. 24	at Grambling State.....	W, 83-58
Jan. 31	Mississippi Valley State.....	W, 64-58
Feb. 2	Arkansas-Pine Bluff.....	W, 87-83
Feb. 7	at Alcorn State.....	W, 81-65
Feb. 9	at Southern.....	W, 67-55
Feb. 14	Texas Southern.....	W, 72-63
Feb. 16	Prairie View A&M.....	W, 62-61
Feb. 21	Grambling State.....	W, 84-80 (ot)
Feb. 28	at Mississippi Valley State.....	L, 67-73
March 2	at Arkansas-Pine Bluff.....	W, 75-66
March 5	Alabama State.....	W, 67-64
March 7	Alabama A&M.....	W, 77-63
March 11	vs. Texas Southern.....	W, 72-65
March 13	vs. Prairie View A&M.....	W, 66-53
March 14	vs. Alabama State.....	L, 58-65

TULSA GOLDEN HURRICANE

TUESDAY, DEC. 22 | 7 P.M.
LAS VEGAS, NEV. (ORLEANS)



Doug Wojcik
Head Coach



Jerome Jordan
Senior Center

GENERAL INFO

Founded: 1894
Location: Tulsa, Okla.
Enrollment: 4,100
President: Dr. Steadman Upham
Athletic Director: Bubba Cunningham
Nickname: Golden Hurricane
Colors: Old Gold, Royal Blue & Crimson
Conference: Conference USA
Home Arena: Reynolds Center
Capacity: 8,355
Athletic Dept. Phone: 918-631-2381
Ticket Office Phone: 918-631-4688
Web site: www.tulsa-hurricane.com

COACHING STAFF

Head Coach: Doug Wojcik
Alma Mater (Year): U.S. Naval Academy (1987)
Career Record: 81-53 (Four years)
Record at UT: 81-53 (Four years)
Assistant Coaches (Alma mater, Year):
David Cason (Illinois State, 1996)
Jeremy Ballard (Colgate, 2003)
Andy Kohut (Purdue, 2003)
Basketball Office Phone: 918-631-3132

MEDIA RELATIONS

Basketball SID: Don Tomkalski
Office Phone: 918-631-2300
Cell Phone: 918-640-0683
E-mail: donald-tomkalski@utulsa.edu
Press Row Phone: 918-631-5400
SID Mailing Address:
800 S. Tucker Drive
Tulsa, OK 74104

THE GOLDEN HURRICANE

2008-09 Record: 25-11 (12-4 C-USA, 2nd)
Final 2009 AP Ranking: None
2009 Postseason Play: NIT Second Round
Lettermen Returning/Lost: 7/2
Starters Returning/Lost: 4/1

TOP RETURNING PLAYERS

Jerome Jordan, Sr., 13.8 ppg, 8.6 rpg
Ben Uzoh, Sr., 14.0 ppg, 3.6 apg
Justin Hurtt, Jr., 9.6 ppg, 2.6 rpg

2009-10 SCHEDULE

Nov. 13 Saint Mary's (Texas)
Nov. 15 Florida International
Nov. 17 Arkansas-Little Rock
Nov. 21 South Alabama
Nov. 24 Loyola Marymount
Nov. 28 at Missouri State
Dec. 2 Oklahoma State
Dec. 6 Ohio
Dec. 17 Jackson State
Dec. 19 Chicago State
Dec. 22 vs. Nebraska
Dec. 23 vs. Nevada/BYU
Jan. 2 Colorado
Jan. 6 Tulane
Jan. 9 at Houston
Jan. 13 at SMU
Jan. 16 Central Florida
Jan. 20 at Oral Roberts
Jan. 23 Rice
Jan. 26 at UAB
Jan. 30 at Central Florida
Feb. 3 Marshall
Feb. 6 at UTEP
Feb. 10 Southern Miss
Feb. 13 Memphis
Feb. 17 at Marshall
Feb. 20 UTEP
Feb. 25 at Duke
Feb. 27 at East Carolina
March 3 SMU
March 6 at Memphis
March 10-13 at C-USA Tournament

2008-09 RESULTS

Nov. 15 Oral Roberts.....W, 50-43
Nov. 20 at Oklahoma State.....L, 73-91
Nov. 23 Texas A&M-Corpus Christi.....W, 66-43
Nov. 25 North Carolina Central.....W, 92-52
Nov. 28 vs. Texas A&M.....W, 67-56
Nov. 29 vs. Illinois.....L, 44-48
Dec. 3 at Ohio.....L, 63-75
Dec. 7 Oklahoma.....L, 44-69
Dec. 10 Missouri State.....W, 70-67
Dec. 14 Presbyterian.....W, 62-48
Dec. 20 at Loyola-Marymount.....W, 79-45
Dec. 23 UT-Arlington.....W, 88-89
Dec. 30 BYU.....L, 68-74
Jan. 3 Northeast Oklahoma State.....W, 67-44
Jan. 7 at Southern Miss.....W, 67-58
Jan. 10 at Charlotte.....W, 65-50
Jan. 13 Memphis.....L, 54-55
Jan. 17 Marshall.....W, 69-50
Jan. 21 at Tulane.....L, 75-76 (ot)
Jan. 24 at UTEP.....W, 78-70
Jan. 28 UAB.....W, 75-74
Jan. 31 SMU.....W, 64-55
Feb. 4 at Marshall.....W, 73-67
Feb. 7 UTEP.....W, 76-65
Feb. 11 at Memphis.....L, 37-63
Feb. 14 at Central Florida.....L, 72-74
Feb. 21 East Carolina.....W, 72-62
Feb. 25 Houston.....W, 77-68
Feb. 28 at SMU.....W, 74-64
March 4 Central Florida.....W, 79-70
March 7 at Rice.....W, 60-50
March 12 vs. Rice.....W, 73-51
March 13 vs. UAB.....W, 70-67
March 14 vs. Memphis.....L, 39-64
March 18 Northwestern.....W, 68-59
March 20 at Auburn.....L, 55-74

BYU COUGARS

(POSSIBLE MATCHUP) WEDNESDAY, DEC. 23 | TBD
LAS VEGAS, NEV. (ORLEANS)

COACHING STAFF

Head Coach: Dave Rose
Alma Mater (Year): Houston (1983)
Career Record: 97-34 (Five years)
Record at BYU: 97-34 (Five years)
Assistant Coaches (Alma mater, Year):
Dave Rice (UNLV, 1991)
John Wardenburg (BYU, 1986)
Terry Nahsif (BYU, 2005)

MEDIA RELATIONS

Basketball SID: Kyle Chilton
Office Phone: 801-422-4909
Cell Phone: 801-372-2080
E-mail: kyle_chilton@byu.edu
Press Row Phone: 801-422-8948
SID Mailing Address:
30 SFH
Provo, Utah 84602-2239

THE COUGARS

2008-09 Record: 25-8 (12-4 MWC, 1st)
Final 2009 AP Ranking: None
2009 Postseason Play: NCAA First Round
Lettermen Returning/Lost: 9/4
Starters Returning/Lost: 4/1

TOP RETURNING PLAYERS

Jimmer Fredette, Jr., 16.2 ppg, 4.1 apg
Jonathan Tavernari, Sr., 15.7 ppg, 7.2 rpg

2009-10 SCHEDULE

Nov. 13 Bradley
Nov. 17 Idaho State
Nov. 20 at Hawaii
Nov. 24 Southern
Nov. 27 Weber State
Dec. 2 at Utah State
Dec. 5 vs. San Francisco
Dec. 8 Arizona State
Dec. 12 vs. Fresno State
Dec. 17 Wagner
Dec. 19 Eastern Washington
Dec. 22 vs. Nevada
Dec. 23 vs. Nebraska/Tulsa
Dec. 28 at Arizona
Jan. 2 Eastern New Mexico
Jan. 6 UNLV
Jan. 9 at UTEP
Jan. 13 at Air Force
Jan. 16 Colorado State
Jan. 20 Wyoming
Jan. 23 at San Diego State
Jan. 27 at New Mexico
Jan. 30 Utah
Feb. 2 TCU
Feb. 6 at UNLV
Feb. 13 Air Force
Feb. 17 at Colorado State
Feb. 20 at Wyoming
Feb. 23 San Diego State
Feb. 27 New Mexico
March 3 at Utah
March 6 at TCU
March 10-13 at MWC Tournament

NEVADA WOLFPACK

(POSSIBLE MATCHUP) WEDNESDAY, DEC. 23 | TBD
LAS VEGAS, NEV. (ORLEANS)

COACHING STAFF

Head Coach: David Carter
Alma Mater (Year): Saint Mary's (1989)
Career Record: First year
Record at UN: First year
Assistant Coaches (Alma mater, Year):
Doug Novsek (Southern Illinois, 1987)
Keith Brown (Hampton, 1993)
Dennis Gates (California, 2002)
Basketball Office Phone: 775-682-6949

MEDIA RELATIONS

Basketball SID: Rhonda Lundin
Office Phone: 775-682-6981
Cell Phone: 775-742-2548
E-mail: rlundin@nevada.edu
Press Row Phone: 775-682-6982
SID Mailing Address:
Legacy Hall/MS 232
Reno, NV 89557-0110

THE WOLFPACK

2008-09 Record: 21-13 (11-5 WAC, 2nd)
Final 2009 AP Ranking: None
2009 Postseason Play: CBI First Round
Lettermen Returning/Lost: 8/4
Starters Returning/Lost: 3/2

TOP RETURNING PLAYERS

Luke Babbitt, So., 16.9 ppg, 7.4 rpg
Armon Johnson, Jr., 15.5 ppg, 4.3 apg

2009-10 SCHEDULE

Nov. 14 Montana State
Nov. 18 at UNLV
Nov. 21 Houston
Nov. 27 at VCU
Nov. 29 at North Carolina
Dec. 5 at Pacific
Dec. 8 Fresno Pacific
Dec. 12 South Dakota State
Dec. 17 Eastern Washington
Dec. 19 Wagner
Dec. 22 vs. BYU
Dec. 23 vs. Nebraska/Tulsa
Dec. 28 Portland
Jan. 2 at Louisiana Tech
Jan. 4 at New Mexico State
Jan. 9 San Jose State
Jan. 13 Utah State
Jan. 16 Idaho
Jan. 20 at Boise State
Jan. 23 at Fresno State
Jan. 30 Hawaii
Feb. 6 at Utah State
Feb. 10 at Idaho
Feb. 13 Boise State
Feb. 17 Fresno State
Feb. 20 at ESPNU BracketBusters
Feb. 25 at San Jose State
Feb. 27 at Hawaii
March 4 New Mexico State
March 6 Louisiana Tech
March 11-13 at WAC Tournament

SOUTHERN UTAH THUNDERBIRDS

TUESDAY, DEC. 29 | 7 P.M.
LINCOLN, NEB. (DEVANEY CENTER)



Roger Reid
Head Coach



Davis Baker
Senior Guard

2009-10 SCHEDULE

Nov. 13	at Hawaii
Nov. 15	vs. Northern Colorado
Nov. 16	vs. McNeese State
Nov. 19	College of the Southwest
Nov. 21	Weyland Baptist
Nov. 25	Tennessee Tech
Nov. 28	at Utah State
Dec. 3	at Centenary
Dec. 5	at Oral Roberts
Dec. 12	at Weber State
Dec. 15	UNLV
Dec. 21	UC Riverside
Dec. 29	at Nebraska
Dec. 31	at UMKC
Jan. 7	North Dakota State
Jan. 9	South Dakota State
Jan. 14	at IPFW
Jan. 16	at Oakland
Jan. 21	IUPUI
Jan. 23	Western Illinois
Jan. 30	UMKC
Feb. 4	at South Dakota State
Feb. 6	at North Dakota State
Feb. 11	Oakland
Feb. 13	IPFW
Feb. 18	at Western Illinois
Feb. 20	at IUPUI
Feb. 25	Oral Roberts
Feb. 27	Centenary
March 6-9	at Summit League Tournament

GENERAL INFO

Founded: 1897
Location: Cedar City, Utah
Enrollment: 7,529
President: Dr. Michael Benson
Athletic Director: Ken Beazer
Nickname: Thunderbirds
Colors: Scarlet and White
Conference: Summit League
Home Arena: The Centrum
Capacity: 5,300
Athletic Dept. Phone: 435-865-8354
Ticket Office Phone: 435-586-7872
Web site: www.suutbirds.com

COACHING STAFF

Head Coach: Roger Reid
Alma Mater (Year): Weber State (1968)
Career Record: 174-115 (10 years)
Record at SUU: 22-39 (Two years)
Assistant Coaches (Alma mater, Year)
Ron Carling (Utah, 1983)
Johnny Brown (New Mexico, 1986)
Kenya Crandell (Nebraska-Kearney, 1996)
Basketball Office Phone: 435-865-8063

MEDIA RELATIONS

Basketball SID: Neil Gardner
Office Phone: 435-586-7753
Home Phone: 435-586-1127
E-mail: gardner@suu.edu
Press Row Phone: 435-586-7858
SID Mailing Address:
351 W. University Blvd.
Cedar City, UT 84720

THE THUNDERBIRDS

2008-09 Record: 11-20 (8-10 Summit, 5th)
Final 2009 AP Ranking: None
2009 Postseason Play: None
Lettermen Returning/Lost: 4/7
Starters Returning/Lost: 2/3

TOP RETURNING PLAYERS

Davis Baker, Sr., 17.4 ppg, 4.5 rpg
Jake Nielson, So., 5.8 ppg, 2.8 rpg

MARYLAND EASTERN SHORE HAWKS

SATURDAY, JAN. 2 | 3 P.M.
LINCOLN, NEB. (DEVANEY CENTER)



Frankie Allen
Head Coach



Neal Pitt
Senior Forward

2009-10 SCHEDULE

Nov. 13	Stony Brook
Nov. 17	at Marquette
Nov. 20	at Missouri State
Nov. 21	vs. The Citadel
Nov. 22	vs. Eastern Michigan
Nov. 28	American
Dec. 5	Delaware State
Dec. 9	Navy
Dec. 19	at Wright State
Dec. 22	at Northern Illinois
Dec. 28	at Ball State
Jan. 2	at Nebraska
Jan. 4	at Oklahoma
Jan. 9	South Carolina State
Jan. 11	Winston-Salem State
Jan. 16	at Florida A&M
Jan. 18	at Bethune-Cookman
Jan. 23	at Coppin State
Jan. 25	at Morgan State
Jan. 30	Howard
Feb. 1	Hampton
Feb. 6	at Norfolk State
Feb. 8	at North Carolina A&T
Feb. 10	at North Carolina Central
Feb. 13	Florida A&M
Feb. 15	Bethune-Cookman
Feb. 20	Coppin State
Feb. 22	Morgan State
Feb. 27	at Howard
March 4	at Delaware State
March 8-13	at MEAC Tournament

GENERAL INFO

Founded: 1886
Location: Princess Anne, Md.
Enrollment: 4,000
President: Dr. Thelma B. Thompson
Acting Athletic Director: Keith Davidson
Nickname: Hawks
Colors: Maroon and grey
Conference: Mid-Eastern Athletic
Home Arena: Hytche Athletic Center
Capacity: 5,500
Athletic Dept. Phone: 410-651-6499
Ticket Office Phone: 410-651-6496
Web Site: www.umeshawks.com

COACHING STAFF

Head Coach: Frankie Allen
Alma Mater: Roanoke College (1971)
Career Record: 230-317 (20 years)
Record at UMES: 7-23 (one year)
Assistant Coaches (Alma Mater):
Jamal Brown (South Carolina State, 1998)
Mike Blaine (John Hopkins, 2003)
Nick Robinson (UNC Wilmington, 2003)
Basketball Office Phone: 410-651-8155

MEDIA RELATIONS

Basketball SID: G. Stan Bradley
Office Phone: 410-651-6499
Cell Phone: 410-845-6782
E-mail: gsbradley@umes.edu
Press Row Phone: 410-651-8903
SID Mailing Address:
1 Backbone Road
Princess Anne, MD 21853

THE HAWKS

2008-09 Record: 7-23 (3-13 MEAC, 11th)
Final 2009 AP Ranking: None
2009 Postseason Play: None
Lettermen Returning/Lost: 3/8
Starters Returning/Lost: 2/3

TOP RETURNING PLAYERS

Neal Pitt, Sr., 16.0 ppg, 8.1 rpg
Tyler Hines, So., 4.6 ppg, 4.1 rpg

2008-09 RESULTS

Nov. 14	at Stony Brook.....	L, 44-60
Nov. 22	Longwood.....	L, 49-61
Nov. 25	at Navy.....	L, 51-76
Nov. 29	at Kennesaw State.....	L, 49-64
Dec. 4	at Delaware State.....	L, 48-59
Dec. 6	NJIT.....	W, 46-42
Dec. 13	at St. Bonaventure.....	L, 60-75
Dec. 22	at Old Dominion.....	L, 56-66
Jan. 3	at Nebraska.....	L, 56-88
Jan. 5	at Oklahoma.....	L, 64-100
Jan. 10	Winston-Salem State.....	W, 69-66
Jan. 12	South Carolina State.....	W, 66-63
Jan. 17	at North Carolina A&T.....	L, 61-76
Jan. 19	at Norfolk State.....	L, 70-79
Jan. 21	at North Carolina Central.....	W, 73-58
Jan. 24	Florida A&M.....	W, 54-50
Jan. 26	Bethune Cookman.....	L, 55-58
Jan. 28	at NJIT.....	W, 73-67
Jan. 31	Morgan State.....	L, 52-87
Feb. 2	Coppin State.....	L, 48-65
Feb. 4	at Longwood.....	L, 86-98
Feb. 7	at Howard.....	L, 65-72
Feb. 9	at Hampton.....	L, 42-56
Feb. 14	North Carolina A&T.....	L, 59-70
Feb. 16	Norfolk State.....	W, 83-81
Feb. 21	at Florida A&M.....	L, 62-78
Feb. 23	at Bethune Cookman.....	L, 52-69
Feb. 28	at Coppin State.....	L, 57-79
March 5	Delaware State.....	L, 60-74
March 11	vs. Bethune Cookman.....	L, 47-52

SOUTHEASTERN LOUISIANA LIONS

TUESDAY, JAN. 5 | 7 P.M.
LINCOLN, NEB. (DEVANEY CENTER)



Jim Yarbrough
Head Coach



Patrick Sullivan
Senior Guard

2009-10 SCHEDULE

Nov. 13	University of Science and Arts (Okla.)
Nov. 16	Florida Atlantic
Nov. 19	at Mississippi State
Nov. 24	Jacksonville State
Nov. 28	Millsaps College
Dec. 1	Spring Hill College
Dec. 5	at Jackson State
Dec. 14	at LSU
Dec. 16	Southern
Dec. 19	vs. Texas Southern
Dec. 22	at North Texas
Jan. 2	William Carey
Jan. 5	at Nebraska
Jan. 9	Lamar
Jan. 13	at Northwestern State
Jan. 16	Sam Houston State
Jan. 20	at McNeese State
Jan. 23	at Stephen F. Austin
Jan. 27	Central Arkansas
Jan. 30	at Nicholls State
Feb. 3	Texas State
Feb. 6	at UT-San Antonio
Feb. 13	Nicholls State
Feb. 17	at UT Arlington
Feb. 20	Stephen F. Austin
Feb. 24	at Texas A&M-Corpus Christi
Feb. 27	at Central Arkansas
March 3	McNeese State
March 6	Northwestern State
March 11-14	at Southland Tournament

GENERAL INFO

Founded: 1925
Location: Hammond, La.
Enrollment: 15,662
President: Dr. John Crain
Interim Athletic Director: Tim Baldwin
Nickname: Lions
Colors: Green and Gold
Conference: Southland
Home Arena: University Center
Capacity: 7,500
Athletic Dept. Phone: 985-549-2253
Ticket Office Phone: 985-549-5466
Web site: www.lionsports.net

COACHING STAFF

Head Coach: Jim Yarbrough
Alma Mater (Year): Florida State (1987)
Career Record: 159-98 (Nine years)
Record at SLU: 62-56 (Four years)
Assistant Coaches (Alma mater, Year):
Roman Banks (Northwestern State, 1992)
Larry Cordaro (LSU, 2002)
Basketball Office Phone: 985-549-3744

MEDIA RELATIONS

Basketball SID: Matt Sullivan
Office Phone: 985-549-2142
Cell Phone: 985-981-0009
E-mail: rsullivan@selu.edu
Press Row Phone: 985-549-2326
SID Mailing Address:
SLU 10309
Hammon, LA 70402

THE LIONS

2008-09 Record: 13-17 (7-9 SLC, 3rd East)
Final 2009 AP Ranking: None
2009 Postseason Play: None
Lettermen Returning/Lost: 8/4
Starters Returning/Lost: 3/2

TOP RETURNING PLAYERS

Patrick Sullivan, Sr., 12.1 ppg, 7.0 rpg.
Brandon Fortenberry, So., 8.3 ppg, 4.0 apg.

TEXAS A&M AGGIES

SATURDAY, JAN. 9 | 3 P.M.
COLLEGE STATION, TEXAS (REED ARENA)



Mark Turgeon
Head Coach



Donald Sloan
Senior Guard

2009-10 SCHEDULE

Nov. 13	Angelo State
Nov. 16	at SMU
Nov. 20	Samford
Nov. 26	vs. Clemson
Nov. 27	vs. W. Virginia/Long Beach St.
Nov. 29	vs. TBD
Dec. 2	Prairie View A&M
Dec. 4	Akron
Dec. 7	North Texas
Dec. 12	vs. New Mexico
Dec. 19	The Citadel
Dec. 22	at Washington
Jan. 2	Northwestern State
Jan. 5	North Dakota
Jan. 9	Nebraska
Jan. 12	at Kansas State
Jan. 16	at Texas
Jan. 19	Oklahoma
Jan. 23	Colorado
Jan. 27	at Oklahoma State
Jan. 30	Texas Tech
Feb. 3	at Missouri
Feb. 6	Baylor
Feb. 13	at Texas Tech
Feb. 15	Kansas
Feb. 20	at Iowa State
Feb. 24	at Baylor
Feb. 27	Texas
March 3	Oklahoma State
March 6	at Oklahoma
March 10-13	at Big 12 Championship

GENERAL INFO

Founded: 1872
Location: College Station, Texas
Enrollment: 48,000
Interim President: R. Bowen Loftin
Athletic Director: Bill Byrne
Nickname: Aggies
Colors: Maroon and white
Conference: Big 12
Home Arena: Reed Arena
Capacity: 12,292
Athletic Dept. Phone: 979-845-5129
Ticket Office Phone: 979-845-2311
Web site: www.aggieathletics.com

COACHING STAFF

Head Coach: Mark Turgeon
Alma Mater (Year): Kansas (1987)
Career Record: 202-140 (11 years)
Record at A&M: 49-21 (two years)
Assistant Coaches (Alma mater, Year):
Scott Spinelli (Boston University, 1989)
Pooh Williamson (Tulsa, 1995)
Bill Walker (Missouri-Rolla, 1987)
Basketball Office Phone: 979-845-4531

MEDIA RELATIONS

Basketball SID: Colin Killian
Office Phone: 979-845-3289
Cell Phone: 979-229-4706
E-mail: ckillian@athletics.tamu.edu
Press Row Phone: 979-862-6944
SID Mailing Address:
P.O. Box 30017
College Station, TX 77842

THE AGGIES

2008-09 Record: 24-10 (9-7 Big 12, t-6th)
Final 2009 AP Ranking: None
2009 Postseason Play: NCAA 2nd round
Lettermen Returning/Lost: 12/3
Starters Returning/Lost: 3/2

TOP RETURNING PLAYERS

Donald Sloan, Sr., 11.8 ppg, 3.2 apg
Bryan Davis, Sr., 10.8 ppg, 6.5 rpg.
B.J. Holmes, Jr., 8.8 ppg, 2.1 rpg

2008-09 RESULTS

Nov. 16	Arkansas-Pine Bluff.....W, 76-47
Nov. 18	Stephen F. Austin.....W, 55-48
Nov. 21	Jackson State.....W, 96-78
Nov. 25	UNC Wilmington.....W, 84-65
Nov. 28	vs. Tulsa.....L, 56-67
Nov. 29	vs. Kent State.....W, 77-71
Dec. 5	Arizona.....W, 67-66
Dec. 13	at Alabama.....W, 86-78
Dec. 15	Florida A&M.....W, 67-57
Dec. 17	SMU.....W, 66-56
Dec. 20	vs. LSU.....W, 72-61
Dec. 28	Sam Houston State.....W, 60-50
Dec. 31	at Rice.....W, 72-60
Jan. 3	McNeese State.....W, 57-52
Jan. 5	North Dakota.....W, 76-52
Jan. 10	at Oklahoma State.....L, 61-72
Jan. 14	Baylor.....W, 84-73
Jan. 17	Oklahoma.....L, 63-69
Jan. 19	at Kansas.....L, 53-73
Jan. 24	at Texas.....L, 58-67
Jan. 28	Texas Tech.....W, 79-70
Jan. 31	Oklahoma State.....W, 76-64
Feb. 4	at Oklahoma.....L, 71-77
Feb. 7	Kansas State.....L, 60-65
Feb. 14	at Baylor.....L, 68-72
Feb. 16	Texas.....W, 81-66
Feb. 21	at Texas Tech.....W, 79-73
Feb. 24	at Nebraska.....W, 57-55
Feb. 28	Iowa State.....W, 87-69
March 4	at Colorado.....W, 72-66
March 7	Missouri.....W, 96-86
March 11	vs. Texas Tech.....L, 83-88
March 19	vs. BYU.....W, 79-66
March 21	vs. Connecticut.....L, 66-92

KANSAS JAYHAWKS

WEDNESDAY, JAN. 13 | 8 P.M.
LINCOLN, NEB. (DEVANEY CENTER)



SATURDAY, FEB. 6 | 5 P.M.
LAWRENCE, KAN. (ALLEN FIELDHOUSE)



Bill Self
Head Coach



Sherron Collins
Senior Guard

GENERAL INFO

Founded: 1866
Location: Lawrence, Kan.
Enrollment: 29,613
Chancellor: Dr. Robert Hemenway
Athletic Director: Lew Perkins
Nickname: Jayhawks
Colors: Crimson and blue
Conference: Big 12
Home Arena: Allen Fieldhouse
Capacity: 16,300
Athletic Dept. Phone: 785-864-3143
Ticket Office Phone: 785-864-3141
Web site: www.kuathletics.com

COACHING STAFF

Head Coach: Bill Self
Alma Mater (Year): Oklahoma State (1985)
Career Record: 376-145 (16 years)
Record at KU: 169-40 (six years)
Assistant Coaches (Alma mater, Year):
Joe Dooley (George Washington, 1988)
Kurtis Townsend (Western Kentucky, 1982)
Danny Manning (Kansas, 1991)
Basketball Office Phone: 785-864-3056

MEDIA RELATIONS

Basketball SID: Chris Theisen
Office Phone: 785-864-3417
Cell Phone: 785-331-9356
E-mail: theisen@ku.edu
Press Row Phone: 785-864-3417
SID Mailing Address:
1651 Naismith Drive, Room 104
Lawrence, KS 66045-7538

THE JAYHAWKS

2008-09 Record: 27-8 (14-2 Big 12, t-1st)
Final 2009 AP Ranking: No. 14
2009 Postseason Play: NCAA Sweet 16
Lettermen Returning/Lost: 10/2
Starters Returning/Lost: 5/0

TOP RETURNING PLAYERS

Sherron Collins, Sr., 18.9 ppg, 5.0 apg
Cole Aldrich, Jr., 14.9 ppg, 11.1 rpg
Tyshawn Taylor, So., 9.7 ppg, 3.0 apg
Marcus Morris, So., 7.4 ppg, 4.7 rpg

2009-10 SCHEDULE

Nov. 10 Pittsburg State
Nov. 13 Hofstra
Nov. 17 vs. Memphis
Nov. 19 Central Arkansas
Nov. 25 Oakland
Nov. 27 Tennessee Tech
Dec. 2 Alcorn State
Dec. 6 at UCLA
Dec. 9 Radford
Dec. 12 vs. La Salle
Dec. 19 Michigan
Dec. 22 California
Dec. 29 Belmont
Jan. 2 at Temple
Jan. 6 Cornell
Jan. 10 at Tennessee
Jan. 13 at Nebraska
Jan. 16 Texas Tech
Jan. 20 Baylor
Jan. 23 at Iowa State
Jan. 25 Missouri
Jan. 30 at Kansas State
Feb. 3 at Colorado
Feb. 6 Nebraska
Feb. 8 at Texas
Feb. 13 Iowa State
Feb. 15 at Texas A&M
Feb. 20 Colorado
Feb. 22 Oklahoma
Feb. 27 at Oklahoma State
March 3 Kansas State
March 6 at Missouri
March 10-13 at Big 12 Championship

2008-09 RESULTS

Nov. 16 UMKC.....W, 71-56
Nov. 18 Florida Gulf Coast.....W, 85-45
Nov. 24 vs. Washington.....W, 73-54
Nov. 25 vs. Syracuse.....L, 81-89
Nov. 28 Coppin State.....W, 85-53
Dec. 1 Kent State.....W, 87-60
Dec. 3 New Mexico State.....W, 100-79
Dec. 6 Jackson State.....W, 86-62
Dec. 13 Massachusetts.....L, 60-61
Dec. 20 Temple.....W, 71-59
Dec. 23 at Arizona.....L, 67-84
Dec. 30 Albany.....W, 79-43
Jan. 3 Tennessee.....W, 92-85
Jan. 6 Siena.....W, 91-84
Jan. 10 at Michigan State.....L, 62-75
Jan. 13 Kansas State.....W, 87-71
Jan. 17 at Colorado.....W, 73-56
Jan. 19 Texas A&M.....W, 73-53
Jan. 24 at Iowa State.....W, 82-67
Jan. 28 at Nebraska.....W, 68-62
Jan. 31 Colorado.....W, 66-61
Feb. 2 at Baylor.....W, 75-65
Feb. 7 Oklahoma State.....W, 78-67
Feb. 9 at Missouri.....L, 60-62
Feb. 14 at Kansas State.....W, 85-74
Feb. 18 Iowa State.....W, 72-55
Feb. 21 Nebraska.....W, 70-53
Feb. 23 at Oklahoma.....W, 87-78
March 1 Missouri.....W, 90-65
March 4 at Texas Tech.....L, 65-84
March 7 Texas.....W, 83-73
March 12 vs. Baylor.....L, 64-71
March 20 vs. North Dakota State.....W, 84-74
March 22 vs. Dayton.....W, 60-43
March 27 vs. Michigan State.....L, 62-67

IOWA STATE CYCLONES

WEDNESDAY, JAN. 16 | 7 P.M.
LINCOLN, NEB. (DEVANEY CENTER)



WEDNESDAY, FEB. 24 | 6:30 P.M.
AMES, IOWA (HILTON COLISEUM)



Greg McDermott
Head Coach



Craig Brackins
Junior Forward

GENERAL INFO

Founded: 1858
Location: Ames, Iowa
Enrollment: 26,856
President: Dr. Gregory L. Geoffroy
Athletic Director: Jamie Pollard
Nickname: Cyclones
Colors: Cardinal and gold
Conference: Big 12
Home Arena: James H. Hilton Coliseum
Capacity: 14,356
Athletic Dept. Phone: 515-294-3662
Ticket Office Phone: 515-294-1816
Web site: www.cyclones.com

COACHING STAFF

Head Coach: Greg McDermott
Alma Mater (Year): Northern Iowa (1988)
Career Record: 265-178 (15 years)
Record at ISU: 44-51 (three years)
Assistant Coaches (Alma mater, Year):
Jeff Rutter (North Dakota State, 1992)
T.J. Otzelberger (UW-Whitewater, 2004)
Danial Robison (Arkansas-Little Rock, 1999)
Basketball Office Phone: 515-294-8232

MEDIA RELATIONS

Basketball SID: Mike Green
Office Phone: 515-294-7019
Cell Phone: 515-460-5804
E-mail: mgreen@iastate.edu
Press Row Phone: 515-294-6178
SID Mailing Address:
1800 S. Fourth St., Jacobson Bldg
Ames, IA 50011

THE CYCLONES

2008-09 Record: 15-17 (4-12 Big 12, 10th)
Final 2009 AP Ranking: None
2009 Postseason Play: None
Lettermen Returning/Lost: 7/6
Starters Returning/Lost: 4/1

TOP RETURNING PLAYERS

Craig Brackins, Jr., 20.2 ppg, 9.5 rpg
Diante Garrett, Jr., 9.8 ppg, 5.0 apg

2009-10 SCHEDULE

Nov. 13 Idaho State
Nov. 15 Chicago State
Nov. 17 at Drake
Nov. 22 Mississippi Valley State
Nov. 24 Tennessee State
Nov. 27 vs. Saint Louis
Nov. 28 vs. Notre Dame/Northwestern
Dec. 2 Northern Iowa
Dec. 5 at California
Dec. 11 Iowa
Dec. 20 Bradley
Dec. 22 North Dakota
Jan. 3 Houston
Jan. 6 vs. Duke
Jan. 9 North Dakota State
Jan. 13 Texas
Jan. 16 at Nebraska
Jan. 20 at Texas Tech
Jan. 23 Kansas
Jan. 27 at Oklahoma
Jan. 30 Colorado
Feb. 3 at Baylor
Feb. 6 Kansas State
Feb. 10 at Missouri
Feb. 13 at Kansas
Feb. 17 Oklahoma State
Feb. 20 Texas A&M
Feb. 24 Nebraska
Feb. 27 at Colorado
March 2 Missouri
March 6 at Kansas State
March 10-13 at Big 12 Championship

2008-09 RESULTS

Nov. 14 UC Davis.....W, 61-58
Nov. 15 Loyola-Marymount.....W, 67-55
Nov. 16 UW-Milwaukee.....W, 79-61
Nov. 24 at Hawaii.....L, 59-60
Nov. 29 Mississippi Valley State.....W, 77-59
Dec. 3 at Northern Iowa.....W, 71-66
Dec. 6 Oregon State.....W, 63-50
Dec. 9 Drake.....L, 63-66
Dec. 12 at Iowa.....L, 57-73
Dec. 20 Jacksonvile State.....W, 66-60
Dec. 23 South Dakota State.....L, 58-65
Dec. 28 at Houston.....W, 71-67
Dec. 31 Mercer.....W, 67-49
Jan. 3 SIU-Edwardsville.....W, 91-55
Jan. 6 Houston Baptist.....W, 64-56
Jan. 10 at Texas.....L, 67-75
Jan. 14 Nebraska.....W, 65-63
Jan. 17 at Missouri.....L, 46-77
Jan. 24 Kansas.....L, 67-82
Jan. 27 at Colorado.....L, 49-55
Jan. 31 Oklahoma.....L, 68-78
Feb. 3 at Kansas State.....L, 50-65
Feb. 7 Missouri.....L, 68-82
Feb. 11 Colorado.....W, 70-42
Feb. 14 at Oklahoma State.....L, 67-86
Feb. 18 at Kansas.....L, 55-72
Feb. 21 Kansas State.....L, 46-50
Feb. 24 Baylor.....W, 71-62
Feb. 28 at Texas A&M.....L, 69-87
March 4 at Nebraska.....L, 61-77
March 7 Texas Tech.....W, 78-76
March 11 vs. Oklahoma State.....L, 67-81

MISSOURI TIGERS

SATURDAY, JAN. 23 | 5 P.M.
COLUMBIA, MO. (MIZZOU ARENA)



SATURDAY, FEB. 20 | 5 P.M.
LINCOLN, NEB. (DEVANEY CENTER)



Mike Anderson
Head Coach



J.T. Tiller
Senior Guard

GENERAL INFO

Founded: 1839
Location: Columbia, Mo.
Enrollment: 28,477
Chancellor: Brady Deaton
Athletic Director: Mike Alden
Nickname: Tigers
Colors: Old gold and black
Conference: Big 12
Home Arena: Mizzou Arena
Capacity: 15,061
Athletic Dept. Phone: 573-882-6501
Ticket Office Phone: 573-884-7297
Web site: www.mutigers.com

COACHING STAFF

Head Coach: Mike Anderson
Alma Mater (Year): Tulsa (1982)
Career Record: 154-76 (seven years)
Record at MU: 65-35 (three years)
Assistant Coaches (Alma mater, Year):
Melvin Watkins (UNC-Charlotte, 1977)
Matt Zimmerman (Arkansas, 1990)
T.J. Cleveland (Arkansas, 2002)
Basketball Office Phone: 573-882-3463

MEDIA RELATIONS

Basketball SID: David Reiter
Office Phone: 573-884-2437
Cell Phone: 573-424-8740
E-mail: reiterd@missouri.edu
Press Row Phone: 573-882-1442
SID Mailing Address:
Room 260 Hearnes Center
Columbia, MO 65201

THE TIGERS

2008-09 Record: 31-7 (12-4 Big 12, 3rd)
Final 2009 AP Ranking: No. 9
2009 Postseason Play: NCAA Elite Eight
Lettermen Returning/Lost: 10/4
Starters Returning/Lost: 2/3

TOP RETURNING PLAYERS

J.T. Tiller, Sr., 8.4 ppg, 3.4 rpg
Zaire Taylor, Sr., 6.7 ppg, 3.4 apg

2009-10 SCHEDULE


Nov. 17 Tennessee-Martin
Nov. 22 Texas-Pan American
Nov. 24 Chattanooga
Nov. 27 vs. Old Dominion
Nov. 28 vs. Richmond/Mississippi State
Dec. 2 Vanderbilt
Dec. 5 Oregon
Dec. 9 at Oral Roberts
Dec. 12 Fairleigh Dickinson
Dec. 19 Arkansas-Pine Bluff
Dec. 23 vs. Illinois
Dec. 27 Austin Peay
Dec. 30 UMKC
Jan. 2 Georgia
Jan. 6 Savannah State
Jan. 9 Kansas State
Jan. 13 at Texas Tech
Jan. 16 at Oklahoma
Jan. 23 Nebraska
Jan. 25 at Kansas
Jan. 30 Oklahoma State
Feb. 3 Texas A&M
Feb. 6 at Colorado
Feb. 10 Iowa State
Feb. 13 at Baylor
Feb. 17 Texas
Feb. 20 at Nebraska
Feb. 24 Colorado
Feb. 27 at Kansas State
March 2 at Iowa State
March 6 Kansas
March 10-13 at Big 12 Championship

2008-09 RESULTS

Nov. 15 Prairie View A&M.....W, 86-65
Nov. 17 Chattanooga.....W, 103-76
Nov. 20 vs. Xavier.....L, 71-75
Nov. 21 vs. Fairfield.....W, 87-59
Nov. 23 vs. USC.....W, 83-72
Nov. 30 Oral Roberts.....W, 92-83
Dec. 2 Arkansas-Pine Bluff.....W, 95-41
Dec. 7 California.....W, 93-66
Dec. 13 Murray State.....W, 75-64
Dec. 20 Stetson.....W, 78-44
Dec. 23 vs. Illinois.....L, 59-75
Dec. 27 SIU-Edwardsville.....W, 107-57
Dec. 30 Centenary.....W, 80-52
Jan. 3 at Georgia.....W, 83-76
Jan. 6 Coppin State.....W, 88-55
Jan. 10 at Nebraska.....L, 51-56
Jan. 14 Colorado.....W, 107-62
Jan. 17 Iowa State.....W, 77-46
Jan. 21 at Oklahoma State.....W, 97-95
Jan. 24 Texas Tech.....W, 97-86
Jan. 28 at Kansas State.....L, 72-88
Jan. 31 Baylor.....W, 89-72
Feb. 4 at Texas.....W, 69-65
Feb. 7 at Iowa State.....W, 82-68
Feb. 9 Kansas.....W, 62-60
Feb. 14 Nebraska.....W, 70-47
Feb. 21 at Colorado.....W, 66-53
Feb. 25 Kansas State.....W, 94-74
March 1 at Kansas.....L, 65-90
March 4 Oklahoma.....W, 73-64
March 7 at Texas A&M.....L, 86-96
March 12 vs. Texas Tech.....W, 81-60
March 13 vs. Oklahoma State.....W, 67-59
March 14 vs. Baylor.....W, 73-60
March 20 vs. Cornell.....W, 78-59
March 22 vs. Marquette.....W, 83-79
March 26 vs. Memphis.....W, 102-91
March 28 vs. Connecticut.....L, 75-82

COLORADO BUFFALOES

WEDNESDAY, JAN. 27 | 9 P.M.
BOULDER, COLO. (COORS EVENTS CENTER)



TUESDAY, MARCH 2 | 7 P.M.
LINCOLN, NEB. (DEVANEY CENTER)



Jeff Bzdelik
Head Coach



Cory Higgins
Junior Guard

GENERAL INFO

Founded: 1876
Location: Boulder, Colo.
Enrollment: 30,128
President: Bruce Benson
Athletic Director: Mike Bohn
Nickname: Buffaloes
Colors: Silver, black and gold
Conference: Big 12
Home Arena: Coors Events Center
Capacity: 11,064
Athletic Dept. Phone: 303-492-7931
Ticket Office Phone: 303-492-8337
Web site: www.cubuffs.com

COACHING STAFF

Head Coach: Jeff Bzdelik
Alma Mater (Year): Illinois-Chicago (1976)
Career Record: 96-89 (six years)
Record at CU: 21-42 (two years)
Assistant Coaches (Alma mater, Year):
Steve McClain (Chadron State, 1984)
Derrick Clark (California-Lutheran, 1995)
Drew Long (Northwestern, 2004)
Basketball Office Phone: 303-492-6877

MEDIA RELATIONS

Basketball SID: Andrew Green
Office Phone: 303-492-3812
Cell Phone: 720-470-9780
E-mail: andrew.green@colorado.edu
Press Row Phone: 303-492-5626
SID Mailing Address:
357 UCB (Fieldhouse Annex 50)
Boulder, CO 80309-0357

THE BUFFALOES

2008-09 Record: 9-22 (1-15 Big 12, 12th)
Final 2009 AP Ranking: None
2009 Postseason Play: None
Lettermen Returning/Lost: 9/3
Starters Returning/Lost: 4/1

TOP RETURNING PLAYERS

Cory Higgins, Jr., 17.4 ppg, 5.4 rpg
Dwight Thorne, Sr., 12.0 ppg, 3.4 rpg
Austin Dufault, So., 8.2 ppg, 3.7 rpg

2009-10 SCHEDULE

Nov. 13 Arkansas-Pine Bluff
Nov. 16 Coppin State
Nov. 18 Texas Southern
Nov. 23 vs. Gonzaga
Nov. 24 vs. Arizona/Wisconsin
Nov. 25 vs. TBD
Dec. 1 San Francisco
Dec. 4 at Oregon State
Dec. 7 Colorado Christian
Dec. 10 at Colorado State
Dec. 22 Cal State Northridge
Dec. 29 Yale
Jan. 2 at Tulsa
Jan. 5 Miami (Ohio)
Jan. 9 at Texas
Jan. 12 Baylor
Jan. 16 Kansas State
Jan. 20 at Oklahoma State
Jan. 23 at Texas A&M
Jan. 27 Nebraska
Jan. 30 at Iowa State
Feb. 3 Kansas
Feb. 6 Missouri
Feb. 13 at Kansas State
Feb. 17 Oklahoma
Feb. 20 at Kansas
Feb. 24 at Missouri
Feb. 27 Iowa State
March 2 at Nebraska
March 6 Texas Tech
March 10-13 at Big 12 Championship

2008-09 RESULTS

Nov. 14 Arkansas-Pine Bluff.....W, 76-56
Nov. 18 Montana State.....L, 82-85 (ot)
Nov. 22 Harvard.....W, 70-57
Nov. 25 Lafayette.....W, 73-59
Nov. 29 at Stanford.....L, 62-76
Dec. 3 TCU.....L, 46-62
Dec. 10 Colorado State.....W, 75-56
Dec. 19 Prairie View A&M.....W, 72-47
Dec. 23 Louisiana-Monroe.....W, 65-62
Dec. 28 vs. Coppin State.....W, 80-63
Dec. 29 vs. Buffalo.....L, 60-62
Dec. 30 vs. Vermont.....L, 59-84
Jan. 5 at SMU.....L, 67-70
Jan. 7 Western State.....W, 65-52
Jan. 14 at Missouri.....L, 62-107
Jan. 17 Kansas.....L, 56-73
Jan. 20 at Texas Tech.....L, 55-63
Jan. 24 Kansas State.....L, 75-77 (ot)
Jan. 27 Iowa State.....W, 55-49
Jan. 31 at Kansas.....L, 61-66
Feb. 4 Nebraska.....L, 53-55
Feb. 7 at Oklahoma.....L, 72-77
Feb. 11 at Iowa State.....L, 42-70
Feb. 14 Texas.....L, 76-85 (ot)
Feb. 18 at Nebraska.....L, 41-46
Feb. 21 Missouri.....L, 53-66
Feb. 25 Oklahoma State.....L, 55-76
Feb. 28 at Baylor.....L, 57-75
March 4 Texas A&M.....L, 66-72
March 7 at Kansas State.....L, 64-76
March 11 vs. Texas.....L, 56-67

OKLAHOMA SOONERS

SATURDAY, JAN. 30 | 12:30 P.M.
LINCOLN, NEB. (DEVANEY CENTER)



Jeff Capel
Head Coach



Willie Warren
Sophomore
Guard

GENERAL INFO

Founded: 1890
Location: Norman, Okla.
Enrollment: 30,092
President: David L. Boren
Athletic Director: Joe Castiglione
Nickname: Sooners
Colors: Crimson and cream
Conference: Big 12
Home Arena: Lloyd Noble Center
Capacity: 12,000
Athletic Dept. Phone: 405-325-8200
Ticket Office Phone: 405-325-2424
Web site: www.soonersports.com

COACHING STAFF

Head Coach: Jeff Capel
Alma Mater (Year): Duke (1997)
Career Record: 148-74 (seven years)
Record at OU: 69-33 (three years)
Assistant Coaches (Alma mater, Year):
Ben Betts (Roanoke College, 1990)
Mark Cline (Wake Forest, 1988)
Oronde Taliaferro (Wayne State, 1994)
Basketball Office Phone: 405-325-4732

MEDIA RELATIONS

Basketball SID: Mike Houck
Office Phone: 405-325-8231
Cell Phone: 405-249-5892
E-mail: mhouck@ou.edu
Press Row Phone: 405-325-1024
SID Mailing Address:
180 W Brooks St., Suite 2525
Norman, OK 73019

THE SOONERS

2008-09 Record: 30-6 (13-3 Big 12, 2nd)
Final 2009 AP Ranking: No. 7
2009 Postseason Play: NCAA Elite Eight
Lettermen Returning/Lost: 8/5
Starters Returning/Lost: 2/3

TOP RETURNING PLAYERS

Willie Warren, So., 14.6 ppg. 3.1 apg
Tony Crocker, Sr., 9.6 ppg. 3.2 rpg

2009-10 SCHEDULE

Nov. 14 Mount St. Mary's
Nov. 17 Louisiana-Monroe
Nov. 21 at VCU
Nov. 25 vs. San Diego
Nov. 26 vs. Houston
Nov. 28 vs. TBD
Dec. 2 Arkansas
Dec. 6 Arizona
Dec. 9 Centenary
Dec. 12 at Utah
Dec. 19 Northern Colorado
Dec. 21 UTPEP
Dec. 31 at Gonzaga
Jan. 4 Maryland Eastern Shore
Jan. 9 at Baylor
Jan. 11 Oklahoma State
Jan. 16 Missouri
Jan. 19 at Texas A&M
Jan. 23 at Texas Tech
Jan. 27 Iowa State
Jan. 30 at Nebraska
Feb. 6 Texas
Feb. 9 Texas Tech
Feb. 13 at Oklahoma State
Feb. 17 at Colorado
Feb. 20 Kansas State
Feb. 22 at Kansas
Feb. 27 Baylor
March 1 at Texas
March 6 Texas A&M
March 10-13 at Big 12 Championship

2008-09 RESULTS

Nov. 14 American.....W, 83-54
Nov. 17 Mississippi Valley State...W, 94-53
Nov. 18 Davidson.....W, 82-78
Nov. 22 Gardner-Webb.....W, 80-76
Nov. 26 vs. UAB.....W, 77-67
Nov. 28 vs. Purdue.....W, 87-82 (ot)
Dec. 4 USC.....W, 73-72
Dec. 7 at Tulsa.....W, 69-44
Dec. 10 Maine.....W, 78-52
Dec. 13 Utah.....W, 70-52
Dec. 20 vs. VCU.....W, 81-70
Dec. 22 at Rice.....W, 70-58
Dec. 30 at Arkansas.....L, 88-96
Jan. 3 Coppin State.....W, 93-62
Jan. 5 Maryland Eastern Shore...W, 100-64
Jan. 10 at Kansas State.....W, 61-53
Jan. 12 Texas.....W, 78-63
Jan. 17 at Texas A&M.....W, 69-63
Jan. 21 Nebraska.....W, 72-61
Jan. 24 Baylor.....W, 95-76
Jan. 26 at Oklahoma State.....W, 89-81
Jan. 31 at Iowa State.....W, 78-68
Feb. 4 Texas A&M.....W, 77-71
Feb. 7 Colorado.....W, 77-72
Feb. 11 at Baylor.....W, 78-63
Feb. 14 Texas Tech.....W, 95-74
Feb. 21 at Texas.....L, 68-73
Feb. 23 Kansas.....L, 78-87
Feb. 28 at Texas Tech.....W, 78-63
March 4 at Missouri.....L, 64-73
March 7 Oklahoma State.....W, 82-78
March 12 vs. Oklahoma State.....L, 70-71
March 19 vs. Morgan State.....W, 82-54
March 21 vs. Michigan.....W, 73-63
March 27 vs. Syracuse.....W, 84-71
March 29 vs. North Carolina.....L, 60-72

KANSAS STATE WILDCATS

TUESDAY, FEB. 2 | 7 P.M.
LINCOLN, NEB. (DEVANEY CENTER)



WEDNESDAY, FEB. 17 | 6 P.M.
MANHATTAN, KAN. (BRAMLAGE COLISEUM)



Frank Martin
Head Coach



Denis Clemente
Senior Guard

GENERAL INFO

Founded: 1863
Location: Manhattan, Kan.
Enrollment: 23,520
President: Dr. Kirk Schulz
Athletic Director: John Currie
Nickname: Wildcats
Colors: Purple and white
Conference: Big 12
Home Arena: Bramlage Coliseum
Capacity: 12,528
Athletic Dept. Phone: 785-532-6910
Ticket Office Phone: 785-532-7606
Web site: www.k-statesports.com

COACHING STAFF

Head Coach: Frank Martin
Alma Mater (Year): Florida International (1993)
Career Record: 43-24 (third year)
Record at KSU: 43-24 (third year)
Assistant Coaches (Alma mater, Year):
Dalonte Hill (Charlotte, 2001)
Brad Underwood (Kansas State, 1986)
Matt Figger (Eastern Kentucky, 1995)
Basketball Office Phone: 785-532-6531

MEDIA RELATIONS

Basketball SID: Tom Gilbert
Office Phone: 785-532-7979
Cell Phone: 785-587-7868
E-mail: tgilbert@k-state.edu
Press Row Phone: 785-539-3423
SID Mailing Address:
1800 College Avenue
Bramlage Coliseum, Suite 37
Manhattan, KS 66502

THE WILDCATS

2008-09 Record: 22-12 (9-7 Big 12, t-4th)
Final 2009 AP Ranking: None
2009 Postseason Play: NIT 2nd round
Lettermen Returning/Lost: 8/4
Starters Returning/Lost: 4/1

TOP RETURNING PLAYERS

Denis Clemente, Sr., 15.0 ppg. 3.5 apg
Jacob Pullen, Jr., 13.9 ppg. 3.2 apg
Jamar Samuels, So., 8.3 ppg. 4.7 rpg
Dominique Sutton, Jr., 7.5 ppg. 5.4 rpg

2009-10 SCHEDULE

Nov. 13 Loyola Chicago
Nov. 15 Western Illinois
Nov. 19 vs. Boston University
Nov. 20 vs. Indiana/Ole Miss
Nov. 22 vs. TBD
Nov. 28 IUPUI
Dec. 1 Fort Hays State
Dec. 5 Washington State
Dec. 8 Xavier
Dec. 12 at UNLV
Dec. 19 vs. Alabama
Dec. 21 Arkansas-Pine Bluff
Dec. 29 Cleveland State
Jan. 3 South Dakota
Jan. 9 at Missouri
Jan. 12 Texas A&M
Jan. 16 at Colorado
Jan. 18 Texas
Jan. 23 Oklahoma State
Jan. 26 at Baylor
Jan. 30 Kansas
Feb. 2 at Nebraska
Feb. 6 at Iowa State
Feb. 13 Colorado
Feb. 17 Nebraska
Feb. 20 at Oklahoma
Feb. 23 at Texas Tech
Feb. 27 Missouri
March 3 at Kansas
March 6 Iowa State
March 10-13 at Big 12 Championship

2008-09 RESULTS

Nov. 14 Florida A&M.....W, 96-57
Nov. 16 Southeast Missouri St.....W, 88-68
Nov. 19 Emporia State.....W, 82-60
Nov. 22 at Cleveland State.....W, 69-59
Nov. 25 Oakland.....W, 83-64
Nov. 28 vs. Kentucky.....L, 72-74
Nov. 29 vs. Iowa.....L, 63-65
Dec. 7 at Oregon.....L, 70-75
Dec. 11 vs. Southern Mississippi..W, 74-55
Dec. 14 Gardner-Webb.....W, 107-48
Dec. 20 Centenary.....W, 73-51
Dec. 30 Wagner.....W, 82-53
Jan. 3 Idaho State.....W, 83-57
Jan. 5 Chicago State.....W, 99-68
Jan. 10 Oklahoma.....L, 53-61
Jan. 13 at Kansas.....L, 71-87
Jan. 17 at Nebraska.....L, 51-73
Jan. 21 Baylor.....L, 65-83
Jan. 24 at Colorado.....W, 77-75 (ot)
Jan. 28 Missouri.....L, 88-72
Jan. 31 at Texas.....W, 85-81 (ot)
Feb. 3 Iowa State.....W, 65-50
Feb. 7 at Texas A&M.....W, 65-50
Feb. 11 Texas Tech.....W, 85-73
Feb. 14 Kansas.....L, 74-85
Feb. 17 North Carolina Central...W, 95-49
Feb. 21 at Iowa State.....W, 50-46
Feb. 25 at Missouri.....L, 74-94
Feb. 28 Nebraska.....W, 77-72
March 3 at Oklahoma State.....L, 71-77
March 7 Colorado.....W, 76-64
March 12 vs. Texas.....L, 58-61
March 18 Illinois State.....W, 83-79 (ot)
March 20 San Diego.....L, 52-70



BAYLOR BEARS

WEDNESDAY, FEB. 10 | 8 P.M.
LINCOLN, NEB. (DEVANEY CENTER)



Scott Drew
Head Coach



LaceDarius Dunn
Junior Guard

GENERAL INFO

Founded: 1845
Location: Waco, Texas
Enrollment: 14,040
Interim President: David Garland
Athletic Director: Ian McCaw
Nickname: Bears
Colors: Green and gold
Conference: Big 12
Home Arena: Ferrell Center
Capacity: 10,284
Athletic Dept. Phone: 254-710-1234
Ticket Office Phone: 254-710-1000
Web site: www.baylorbears.com

COACHING STAFF

Head Coach: Scott Drew
Alma Mater (Year): Butler (1993)
Career Record: 101-106 (eight years)
Record at BU: 81-95 (seven years)
Assistant Coaches (Alma mater, Year):
Mark Morefield (Valparaiso, 1998)
Jerome Tang (Charter Oak State, 2007)
Paul Mills (Texas A&M, 1996)
Basketball Office Phone: 254-710-3096

MEDIA RELATIONS

Basketball SID: Chris Yandle
Office Phone: (254) 710-8819
Cell Phone: (254) 652-9068
E-mail: christopher.yandle@baylor.edu
Press Row Phone: 254-710-3955
SID Mailing Address:
150 Bear Run
Waco, TX 76711

THE BEARS

2008-09 Record: 24-15 (5-11 Big 12, 9th)
Final 2009 AP Ranking: None
2009 Postseason Play: NIT Runner-Up
Lettermen Returning/Lost: 6/6
Starters Returning/Lost: 2/3

TOP RETURNING PLAYERS

LaceDarius Dunn, Jr., 15.7 ppg, 4.9 rpg
Tweety Carter, Sr., 10.6 ppg, 3.2 apg

2009-10 SCHEDULE

Nov. 13 Norfolk State
Nov. 15 Hartford
Nov. 26 vs. Alabama
Nov. 27 vs. Florida State/Iona
Nov. 29 vs. TBD
Dec. 3 at Arizona State
Dec. 15 Jackson State
Dec. 20 UT-Arlington
Dec. 22 Southern
Dec. 30 vs. Arkansas
Jan. 2 at South Carolina
Jan. 6 Morgan State
Jan. 9 Oklahoma
Jan. 12 at Colorado
Jan. 16 Oklahoma State
Jan. 20 at Kansas
Jan. 23 Massachusetts
Jan. 26 Kansas State
Jan. 30 at Texas
Feb. 3 Iowa State
Feb. 6 at Texas A&M
Feb. 10 at Nebraska
Feb. 13 Missouri
Feb. 16 Texas Tech
Feb. 20 at Oklahoma State
Feb. 24 Texas A&M
Feb. 27 at Oklahoma
March 2 at Texas Tech
March 6 Texas
March 10-13 at Big 12 Championship

2008-09 RESULTS

Nov. 15 Paul Quinn College.....W, 108-50
Nov. 18 Centenary.....W, 90-55
Nov. 22 Southern.....W, 85-43
Nov. 24 Jacksonville.....W, 76-68
Nov. 27 vs. Providence.....W, 72-56
Nov. 28 vs. Arizona State.....W, 87-78
Nov. 30 vs. Wake Forest.....L, 74-87
Dec. 6 at Washington State.....W, 58-52
Dec. 13 Prairie View A&M.....W, 90-63
Dec. 20 Texas-Arlington.....W, 79-76
Dec. 22 Hartford.....W, 74-59
Dec. 29 Portland State.....W, 79-66
Dec. 31 Jackson State.....W, 113-78
Jan. 2 South Carolina.....L, 84-85
Jan. 10 Texas Tech.....W, 73-61
Jan. 14 at Texas A&M.....L, 73-84
Jan. 17 Oklahoma State.....W, 98-92
Jan. 21 at Kansas State.....W, 83-65
Jan. 24 at Oklahoma.....L, 63-78
Jan. 27 Texas.....L, 72-78
Jan. 31 at Missouri.....L, 72-89
Feb. 1 Kansas.....L, 65-75
Feb. 7 at Texas Tech.....L, 76-83
Feb. 11 Oklahoma.....L, 63-78
Feb. 14 Texas A&M.....W, 72-68
Feb. 21 at Oklahoma State.....L, 74-84
Feb. 24 at Iowa State.....L, 62-71
Feb. 28 Colorado.....W, 75-57
March 2 at Texas.....L, 57-73
March 7 Nebraska.....L, 62-66
March 11 vs. Nebraska.....W, 65-49
March 12 vs. Kansas.....W, 71-64
March 13 vs. Texas.....W, 76-70
March 14 vs. Missouri.....L, 60-73
March 18 Georgetown.....W, 74-72
March 21 at Virginia Tech.....W, 84-66
March 24 at Auburn.....W, 74-72
March 31 vs. San Diego State.....W, 76-62
April 2 vs. Penn State.....L, 63-69

TEXAS LONGHORNS

SATURDAY, FEB. 13 | 3 P.M.
AUSTIN, TEXAS (ERWIN CENTER)



Rick Barnes
Head Coach



Dexter Pittman
Junior Center

GENERAL INFO

Founded: 1883
Location: Austin, Texas
Enrollment: 50,006
President: William Powers Jr.
Athletic Director: DeLoss Dodds
Nickname: Longhorns
Colors: Burnt orange and white
Conference: Big 12
Home Arena: Frank Erwin Center
Capacity: 16,755
Athletic Dept. Phone: 512-471-5757
Ticket Office Phone: 512-471-3333
Web site: www.texasports.com

COACHING STAFF

Head Coach: Rick Barnes
Alma Mater (Year): Lenoir-Rhyne (1977)
Career Record: 472-239 (22 years)
Record at UT: 270-105 (11 years)
Assistant Coaches (Alma mater, Year):
Russell Springman (Salisbury St., 1990)
Rodney Terry (St. Edward's, 1990)
Chris Ogden (Texas, 2004)
Basketball Office Phone: 512-471-5816

MEDIA RELATIONS

Basketball SID: Scott McConnell
Office Phone: 512-471-1345
Cell Phone: 512-748-9313
E-mail: scott.mcconnell@athletics.utexas.edu
Press Row Phone: 512-471-4246
SID Mailing Address:
P.O. Box 7399
Austin, TX 78713

THE LONGHORNS

2008-09 Record: 23-12 (9-7 Big 12, t-6th)
Final 2009 AP Ranking: No. 23
2009 Postseason Play: NCAA Second Round
Lettermen Returning/Lost: 8/2
Starters Returning/Lost: 4/1

TOP RETURNING PLAYERS

Damion James, Sr., 15.4 ppg, 9.2 rpg
Dexter Pittman, Jr., 10.1 ppg, 5.5 rpg
Gary Johnson, Jr., 10.0 ppg, 5.3 rpg

2009-10 SCHEDULE

Nov. 11 UC Irvine
Nov. 18 Western Carolina
Nov. 23 vs. Iowa
Nov. 24 vs. TBD
Nov. 29 at Rice
Dec. 3 USC
Dec. 7 Long Beach State
Dec. 12 Texas State
Dec. 15 UT-Pan American
Dec. 19 vs. North Carolina
Dec. 22 Michigan State
Dec. 29 Gardner-Webb
Jan. 2 Texas A&M-Corpus Christi
Jan. 5 at Arkansas
Jan. 9 Colorado
Jan. 13 at Iowa State
Jan. 16 Texas A&M
Jan. 18 at Kansas State
Jan. 23 at Connecticut
Jan. 27 Texas Tech
Jan. 30 Baylor
Feb. 1 at Oklahoma State
Feb. 6 at Oklahoma
Feb. 8 Kansas
Feb. 13 Nebraska
Feb. 17 at Missouri
Feb. 20 at Texas Tech
Feb. 24 Oklahoma State
Feb. 27 at Texas A&M
March 1 Oklahoma
March 6 at Baylor
March 10-13 at Big 12 Championship

2008-09 RESULTS

Nov. 14 Stetson.....W, 68-38
Nov. 18 Tulane.....W, 76-51
Nov. 24 vs. Saint Joseph's.....W, 68-50
Nov. 25 vs. Notre Dame.....L, 80-81
Nov. 26 vs. Oregon.....W, 70-57
Nov. 30 Rice.....W, 77-56
Dec. 4 UCLA.....W, 68-64
Dec. 9 vs. Villanova.....W, 67-58
Dec. 13 Texas State.....W, 81-73
Dec. 16 Texas Southern.....W, 88-72
Dec. 20 vs. Michigan State.....L, 63-67
Dec. 23 at Wisconsin.....W, 74-69
Jan. 2 Appalachian State.....W, 78-43
Jan. 6 at Arkansas.....L, 61-67
Jan. 10 Iowa State.....W, 75-67
Jan. 12 at Oklahoma.....L, 63-78
Jan. 17 at Texas Tech.....W, 71-49
Jan. 24 Texas A&M.....W, 67-58
Jan. 27 at Baylor.....W, 78-72
Jan. 31 Kansas State.....L, 81-85 (ot)
Feb. 4 Missouri.....L, 65-69
Feb. 7 at Nebraska.....L, 55-58
Feb. 10 Oklahoma State.....W, 99-74
Feb. 14 at Colorado.....W, 85-76 (ot)
Feb. 16 at Texas A&M.....L, 66-81
Feb. 21 Oklahoma.....W, 73-68
Feb. 25 Texas Tech.....W, 87-81
Feb. 28 at Oklahoma State.....L, 59-68
March 2 Baylor.....W, 73-57
March 7 at Kansas.....L, 73-83
March 11 vs. Colorado.....W, 67-56
March 12 vs. Kansas State.....W, 61-58
March 13 vs. Baylor.....L, 70-76
March 19 vs. Minnesota.....W, 76-62
March 21 vs. Duke.....L, 69-74

TEXAS TECH RED RAIDERS

SATURDAY, FEB. 27 | 3 P.M.
LINCOLN, NEB. (DEVANEY CENTER)



Pat Knight
Head Coach



John Roberson
Junior Guard

GENERAL INFO

Founded: 1923
Location: Lubbock, Texas
Enrollment: 28,422
President: Dr. Guy Bailey
Athletic Director: Gerald Myers
Nickname: Red Raiders
Colors: Scarlet and black
Conference: Big 12
Home Arena: United Spirit Arena
Capacity: 15,098
Athletic Dept. Phone: 806-742-3355
Ticket Office Phone: 806-742-8324
Web Site: www.texastech.com

COACHING STAFF

Head Coach: Pat Knight
Alma Mater: Indiana (1995)
Career Record: 18-26 (two years)
Record at TTU: 18-26 (two years)
Assistant Coaches (Alma Mater):
Chris Beard (Texas, 1995)
Stew Robinson (Indiana, 1993)
Bubba Jennings (Texas Tech, 1985)
Basketball Office Phone: (806) 742-7600

MEDIA RELATIONS

Basketball SID: Randy Farley
Office Phone: 806-742-7600
Cell Phone: 806-789-3428
E-mail: randy.farley@ttu.edu
Press Row Phone: 806-742-6688
SID Mailing Address:
United Spirit Arena
1701 Indiana Ave.
Lubbock, TX 79409

THE RED RAIDERS

2008-09 Record: 14-19 (3-13 Big 12, 11th)
Final 2009 AP Ranking: None
2009 Postseason Play: None
Lettermen Returning/Lost: 9/5
Starters Returning/Lost: 4/1

TOP RETURNING PLAYERS

John Roberson, Jr., 13.9 ppg, 6.4 apg
Mike Singletary, Jr., 12.2 ppg, 5.8 rpg
Nick Okorie, Sr., 11.3 ppg, 3.1 rpg

2009-10 SCHEDULE

Nov. 13	South Dakota
Nov. 14	Texas A&M-Corpus Christi
Nov. 15	Oregon State
Nov. 19	Northwestern State
Nov. 21	Lamar
Nov. 24	at Stephen F. Austin
Nov. 28	Samford
Dec. 3	Washington
Dec. 8	at TCU
Dec. 19	at Wichita State
Dec. 22	Stanford
Dec. 29	at New Mexico
Jan. 1	McNeese State
Jan. 3	UTEP
Jan. 9	at Oklahoma State
Jan. 13	Missouri
Jan. 16	at Kansas
Jan. 20	Iowa State
Jan. 23	Oklahoma
Jan. 27	at Texas
Jan. 30	at Texas A&M
Feb. 6	Oklahoma State
Feb. 9	at Oklahoma
Feb. 13	at Texas A&M
Feb. 16	at Baylor
Feb. 20	Texas
Feb. 23	Kansas State
Feb. 27	at Nebraska
March 2	Baylor
March 6	at Colorado
March 10-13	at Big 12 Championship

2008-09 RESULTS

Nov. 14	St. Francis (Pa.)	W, 81-47
Nov. 17	Sam Houston State	W, 87-76
Nov. 20	East Central	W, 167-115
Nov. 22	Eastern Kentucky	W, 98-84
Nov. 25	Southeastern Louisiana	W, 74-63
Nov. 28	Pittsburgh	L, 67-80
Nov. 30	Mississippi State	W, 77-73
Dec. 3	Wichita State	W, 72-69
Dec. 13	at Lamar	L, 79-85
Dec. 17	at UTEP	L, 78-96
Dec. 20	New Mexico	W, 86-78
Dec. 23	Centenary	W, 67-53
Dec. 28	at Stanford	L, 66-111
Jan. 1	Stephen F. Austin	W, 69-55
Jan. 6	TCU	L, 80-85
Jan. 10	at Baylor	L, 61-73
Jan. 17	Texas	L, 49-71
Jan. 20	Colorado	W, 63-55
Jan. 24	at Missouri	L, 86-97
Jan. 28	at Texas A&M	L, 70-79
Jan. 31	Nebraska	L, 69-82
Feb. 4	at Oklahoma State	L, 80-81
Feb. 7	Baylor	W, 83-76
Feb. 11	at Kansas State	L, 73-85
Feb. 14	at Oklahoma	L, 74-95
Feb. 18	Oklahoma State	L, 82-92
Feb. 21	Texas A&M	L, 73-79
Feb. 25	at Texas	L, 81-87
Feb. 28	Oklahoma	L, 63-78
March 4	Kansas	W, 84-65
March 7	at Iowa State	L, 76-78
March 11	vs. Missouri	L, 60-81

OKLAHOMA STATE COWBOYS

SATURDAY, MARCH 6 | 12:30 P.M.
STILLWATER, OKLA. (GALLAGHER-IBA ARENA)



Travis Ford
Head Coach



James Anderson
Junior Guard

GENERAL INFO

Founded: 1890
Location: Stillwater, Okla.
Enrollment: 32,721
President: Burns Hargis
Athletic Director: Mike Holder
Nickname: Cowboys
Colors: Orange and black
Conference: Big 12
Home Arena: Gallagher-Iba Arena
Capacity: 13,611
Athletic Dept. Phone: 405-744-7714
Ticket Office Phone: 877-255-4678
Web site: www.okstate.com

COACHING STAFF

Head Coach: Travis Ford
Alma Mater (Year): Kentucky (1994)
Career Record: 213-186 (12 years)
Record at OSU: 23-12 (one year)
Assistant Coaches (Alma mater, Year):
Butch Pierre (Mississippi State, 1984)
Chris Ferguson (Cumberland (Ky.), 1981)
Steve Middleton (Southern Illinois, 1989)
Basketball Office Phone: 405-744-5845

MEDIA RELATIONS

Basketball SID: Mike Noteware
Office Phone: 405-744-7756
Cell Phone: 405-612-4843
E-mail: mike.noware@okstate.edu
Press Row Phone: 405-744-5757
SID Mailing Address:
220 Athletics Center
Stillwater, OK 74078

THE COWBOYS

2008-09 Record: 23-12 (9-7 Big 12, t-4th)
Final 2009 AP Ranking: None
2009 Postseason Play: NCAA Second Round
Lettermen Returning/Lost: 7/4
Starters Returning/Lost: 3/2

TOP RETURNING PLAYERS

James Anderson, Jr., 18.2 ppg, 5.7 rpg
Obi Muonelo, Sr., 12.7 ppg, 7.2 rpg
Keiton Page, So., 8.6 ppg, 1.3 apg

2009-10 SCHEDULE

Nov. 10	Dillard (La.)
Nov. 14	Seattle
Nov. 18	Southern
Nov. 21	North Texas
Nov. 24	Prairie View A&M
Nov. 27	vs. Bradley
Nov. 28	vs. Utah/Illinois
Dec. 2	at Tulsa
Dec. 5	UT-San Antonio
Dec. 13	Arkansas-Pine Bluff
Dec. 16	at Stanford
Dec. 21	vs. La Salle
Dec. 29	Pacific
Jan. 2	vs. Rhode Island
Jan. 5	Coppin State
Jan. 9	Texas Tech
Jan. 11	at Oklahoma
Jan. 16	at Baylor
Jan. 20	Colorado
Jan. 23	at Kansas State
Jan. 27	Texas A&M
Jan. 30	at Missouri
Feb. 1	Texas
Feb. 6	at Texas Tech
Feb. 13	Oklahoma
Feb. 17	at Iowa State
Feb. 20	Baylor
Feb. 24	at Texas
Feb. 27	Kansas
March 3	Texas A&M
March 6	Nebraska
March 10-13	at Big 12 Championship

2008-09 RESULTS

Nov. 14	UT-San Antonio	W, 76-57
Nov. 17	North Texas	W, 100-88
Nov. 20	Tulsa	W, 91-73
Nov. 23	Grambling State	W, 91-60
Nov. 27	vs. Gonzaga	L, 71-83
Nov. 28	vs. Michigan State	L, 79-94
Nov. 30	vs. Siena	W, 77-68
Dec. 4	at Washington	L, 65-83
Dec. 14	at TAMU-Corpus Christi	W, 82-59
Dec. 17	Mercer	W, 104-74
Dec. 20	vs. Rhode Island	W, 86-82
Dec. 29	Arkansas State	W, 76-53
Jan. 3	Northwestern State	W, 122-73
Jan. 6	Savannah State	W, 83-56
Jan. 10	Texas A&M	W, 72-61
Jan. 17	at Baylor	L, 92-98 (ot)
Jan. 21	Missouri	L, 95-97
Jan. 24	at Nebraska	W, 76-74 (ot)
Jan. 26	Oklahoma	L, 81-89
Jan. 31	at Texas A&M	L, 64-76
Feb. 4	Texas Tech	W, 81-80
Feb. 7	at Kansas	L, 67-78
Feb. 10	at Texas	L, 74-99
Feb. 14	Iowa State	W, 86-67
Feb. 18	at Texas Tech	W, 92-82
Feb. 21	Baylor	W, 84-74
Feb. 25	at Colorado	W, 76-55
Feb. 28	Texas	W, 68-59
March 3	Kansas State	W, 77-71
March 7	at Oklahoma	L, 78-82
March 11	vs. Iowa State	W, 81-67
March 12	vs. Oklahoma	W, 71-70
March 13	vs. Missouri	L, 59-67
March 20	vs. Tennessee	W, 77-75
March 22	vs. Pittsburgh	L, 76-84

Postseason Tournaments

2010 BIG 12 CHAMPIONSHIP

The Phillips 66 Big 12 Men's Basketball Championship makes a return appearance to Kansas City in 2010. The event was previously held at the Sprint Center in 2008 before taking the floor at the Ford Center in downtown Oklahoma City last year. In 2010, the championship will run March 10-13, with the champion crowned on a Saturday for the second straight year. The Wednesday through Saturday format was first adopted by the league in 2009.

Five teams have combined to win the first 13 Phillips 66 Big 12 Tournament championships. Kansas leads the way with six titles while Oklahoma has recorded three championship victories. Oklahoma State has also earned two titles and Iowa State and Missouri each have one title to their credit.

Wednesday, March 10

- Game 1 - Seed 9 vs. Seed 8, 11:30 a.m.
- Game 2 - Seed 12 vs. Seed 5, 2 p.m.
- Game 3 - Seed 7 vs. Seed 10, 6 p.m.
- Game 4 - Seed 6 vs. Seed 11, 8:20 p.m.

Thursday, March 11

- Game 5 - Game 1 winner vs. Seed 1, 11:30 a.m.
- Game 6 - Game 2 winner vs. Seed 4, 2 p.m.
- Game 7 - Game 3 winner vs. Seed 3, 6 p.m.
- Game 8 - Game 4 winner vs. Seed 2, 8:20 p.m.

Friday, March 12

- Game 9 - Game 5 winner vs. Game 6 winner, 6 p.m.
- Game 10 - Game 7 winner vs. Game 8 winner, 8:20 p.m.

Saturday, March 13

- Game 11 - Game 9 winner vs. Game 10 winner, 5 p.m.



2010 NCAA TOURNAMENT

65-team Field
Selection Date: Sunday, March 14, 2009

Opening Round

Tuesday, March 16, 2010
Site (host): University of Dayton Arena,
Dayton, Ohio (Dayton)

First/Second Rounds

Thursday and Saturday, March 18 and 20, 2010
Site (host): New Orleans Arena, New Orleans, La. (Tulane)
Site (host): Dunkin Donuts Center, Providence, R.I. (Big East/Providence)
Site (host): HP Pavilion, San Jose, Calif. (San Jose State)
Site (host): Ford Center, Oklahoma City, Okla. (Big 12)
Friday and Sunday, March 19 and 21, 2010
Site (host): HSBC Arena, Buffalo, N.Y. (MAAC/Canisius/Niagara)
Site (host): Jacksonville Veterans Memorial Arena, Jacksonville, Fla. (Jacksonville)
Site (host): Bradley Center, Milwaukee, Wis. (Marquette)
Site (host): Spokane Veterans Memorial Arena, Spokane, Wash. (Washington State)

Regionals (East/West)

Thursday and Saturday, March 25 and 27, 2010
East Site (host): Carrier Dome, Syracuse, N.Y. (Syracuse)
West Site (host): Energy Solutions Arena, Salt Lake City, Utah (Utah)

Regionals (Midwest/South)

Friday and Sunday, March 26 and 28, 2010
Midwest Site (host): Edward Jones Dome, St. Louis, Mo. (Missouri Valley)
South Site (host): Reliant Stadium, Houston, Texas (Houston/Rice)

Final Four

April 3 and 5, 2010
Tentative Tip-off times are 5:07 p.m. and 8:18 p.m. Central Time
Site (host): Lucas Oil Stadium, Indianapolis, Ind. (Butler/Horizon League)

Future Final Four Sites

April 2 & 4, 2011 at Reliant Stadium in Houston, Texas
March 31 & April 2, 2012 at Louisiana Superdome in New Orleans, La.
April 6 & 8, 2013 at Georgia Dome in Atlanta, Ga.
April 5 & 7, 2014 at Cowboys Stadium in Arlington, Texas
April 4 & 6, 2015 at Lucas Oil Stadium in Indianapolis, Ind.
April 2 & 4, 2016 at Reliant Stadium in Houston, Texas



The Sprint Center in Kansas City will be the home for the Big 12 Championships for the second time in three years in 2010.

Series Results vs. Big 12

BAYLOR (NU LEADS 12-8)

- In Lincoln: Nebraska leads, 7-1
At Devaney Center: Nebraska leads, 6-1
- In Waco: Series tied, 4-4
At Ferrell Center: Baylor leads, 4-3
- In Maui: Baylor leads, 1-0
- In Kansas City: series tied, 1-1
At Kemper Arena: series tied, 1-1
- In Phillips 66 Big 12 Championship: Baylor leads, 2-1

HUSKER-BEAR SUPERLATIVES

- Most consecutive wins (year ended): Nebraska 4 (1999-2000); Baylor 3 (three times)
- Most points scored: Nebraska 79, at Maui, Nov. 28, 1987; Baylor, 82, at Maui, Nov. 28, 1987
- Highest combined score: 161, Baylor 82, Nebraska 79, at Maui, Nov. 28, 1987
- Biggest winning margin: Nebraska, 29, at Lincoln, Jan. 21, 2004 (76-47); Baylor, 16, at Oklahoma City, March 11, 2009 (65-49)
- Individual scoring high: Nebraska 27, Cary Cochran at Lincoln, Feb. 27, 2002; Baylor, 26, Terry Teagle at Waco, Dec. 9, 1981

HUSKER-BEAR NOTES

- The Huskers won the first three meetings and seven of the first nine to lead the series.
- Nebraska has held Baylor to less than 70 points in 13 of the past 15 meetings, including three times (1998, 2004, 2006) under 50 points.

Year	Site	Result	Score
1949-50	H	W	69-55
1981-82	A	W	64-63
1982-83	H	W	59-56
1987-88	N	L	79-82
1996-97	A	L	60-71
1997-98	H	W	66-55
	*N	W	65-46
1998-99	A	W	68-55
1999-2000	H	W	69-55
	*N	L	*55-63
2000-01	A	L	58-69
2001-02	H	W	75-55
2002-03	A	L	64-78
2003-04	H	W	76-47
2004-05	A	W	74-63
2005-06	H	W	60-45
2006-07	A	L	59-63
2007-08	H	L	70-72
2008-09	A	W	66-62
	*N	L	49-65

* Phillips 66 Big 12 Championship

COLORADO (NU LEADS 76-68)

- In Lincoln: Nebraska leads, 50-14
At Devaney Center: Nebraska leads, 28-6
- In Boulder: Colorado leads, 40-25
At Coors Events Center: Series tied, 15-15
- In Kansas City: Colorado leads, 14-1
At Kemper Arena: Colorado leads, 3-0
- In Phillips 66 Big Eight/Big 12 Championship: Colorado leads, 2-0

HUSKER-BUFFALO SUPERLATIVES

- Most consecutive wins (year ended): Nebraska 8 (1949-50, first eight games of series); Colorado 11 (1964-65)
- Most points scored: Nebraska, 106, at Lincoln, Jan. 8, 1994; Colorado, 95, at Boulder, March 5, 1966
- Highest combined score: 186, Nebraska, 100, Colorado, 86, at Boulder, Feb. 8, 1995
- Biggest winning margin: Nebraska, 39, at Lincoln, Jan. 8, 1994 (106-67); Colorado, 42, at Big Seven Tournament, Dec. 29, 1954 (89-47)

- Individual scoring high: Nebraska, 31, Jaron Boone, at Boulder, Feb. 8, 1995, Tyronn Lue, at Boulder, Feb. 21, 1998; Colorado, 42, Chuck Gardner, at Boulder, March 5, 1966

HUSKER-BUFFALO NOTES

- Nebraska has won 24 of the last 27 over the Buffs in Lincoln and 33 of the last 49 meetings overall.
- Colorado is Nebraska's second-oldest conference rival. The teams first met in 1902-03 in Boulder, but the series ranks as Nebraska's second shortest among former Big Eight teams at 142 games (NU has faced Oklahoma State 113 times).
- Nebraska has swept Colorado 10 times since the 1985 season, including the 2008-09 campaign. CU's sweep of the Huskers in 2004 was its first since the 1972-73 season.
- Nebraska's 46-41 victory over Colorado in 2009 marked the fewest points ever in a Big 12 game, and the 41 points allowed by NU were the fewest to a league opponent since 1984.

Year	Site	Result	Score
1902-03	A	W	28-12
1919-20	A	W	27-16
	A	W	24-17
1937-38	H	W	29-18
1947-48	A	W	59-55
	H	W	58-53
1948-49	H	W	45-43
	A	W	56-45
1949-50	*N	L	57-67
	A	L	59-72
	H	W	59-49
1950-51	A	L	45-51
	H	W	58-45
1951-52	N	L	63-68
	H	W	63-61
	A	L	65-67
1952-53	*N	L	53-67
	A	W	80-65
	H	L	78-86
1953-54	H	L	67-75
	A	L	58-83
1954-55	*N	L	47-89
	H	W	84-77
	A	L	66-77
1955-56	A	L	63-78
	H	L	50-77
1956-57	H	W	74-52
	A	L	56-60
1957-58	H	W	50-41
	A	L	52-54
1958-59	*N	L	50-54
	A	L	50-57
	H	W	62-61
1959-60	*N	L	55-64
	A	L	57-62 (OT)
	H	L	54-58
1960-61	H	W	65-61
	A	W	51-66**
1961-62	H	L	56-58
	A	L	63-74
1962-63	*N	L	47-59
	H	L	47-75
	A	L	51-80
1963-64	*N	L	58-80
	H	L	52-60
	A	L	73-89
1964-65	*N	L	52-70
	A	L	52-62
	H	W	66-59
1965-66	H	W	70-63
	A	L	88-95
1966-67	*N	L	66-73
	H	W	84-80
	A	L	57-64

1967-68	H	W	87-73
	A	L	73-75
1968-69	A	L	81-83
	H	W	79-65
1969-70	*N	L	60-72
	H	W	60-58
	A	L	59-76
1970-71	*N	W	77-67
	A	W	65-63
	H	W	85-71
1971-72	H	W	67-55
	A	L	57-67
1972-73	H	L	59-67
	A	L	63-71
1973-74	A	L	64-65
	H	W	65-42
1974-75	H	W	85-59
	A	L	61-62
1975-76	A	W	66-64
	H	W	80-61
1976-77	*N	L	50-55
	H	W	69-54
	A	W	73-62
1977-78	A	L	64-73
	H	W	86-75
1978-79	*N	L	61-74
	A	L	61-64
	H	W	79-52
1979-80	A	W	53-44
	H	L	55-56
1980-81	H	L	59-62
	A	W	57-56
	***N	L	66-70
1981-82	A	W	74-57
	H	W	79-57
1982-83	A	L	69-72
	H	W	68-56
1983-84	A	L	57-60
	H	W	75-67
1984-85	H	W	85-67
	A	L	61-64
1985-86	A	W	77-60
	H	W	79-72
1986-87	H	W	86-66
	A	W	68-65
1987-88	A	W	63-57
	H	W	75-67
1988-89	A	L	80-83
	H	W	97-59
1989-90	A	W	91-82
	H	W	96-82
1990-91	A	L	69-86
	H	W	86-72
1991-92	A	W	84-74
	H	W	84-70
1992-93	A	W	82-67
	H	W	76-67
1993-94	H	W	106-67
	A	L	81-86
1994-95	A	W	100-86
	H	L	74-80
1995-96	H	W	79-74
	A	L	64-78
1996-97	A	L	73-79
	H	W	77-69
1997-98	H	W	87-72
	A	W	79-71
1998-99	H	W	72-55
	A	W	57-52
1999-2000	A	L	58-70
	H	W	69-64
2000-01	H	L	57-60
	A	W	87-82 (OT)



2001-02	H	W	75-67		H	W	24-16	1950-51	H	W	51-49
	A	L	61-84		H	W	41-13		A	L	51-67
	**N	L	60-67	1914-15	H	W	32-15	1951-52	*N	L	66-75
2002-03	H	W	80-77 (OT)		H	W	25-12		A	L	72-78
	A	L	69-84		A	W	24-12		H	W	75-53
2003-04	H	L	60-68		A	L	11-25	1952-53	*N	W	83-79
	A	L	75-78	1915-16	H	W	35-21		H	L	60-78
2004-05	A	W	68-61		H	W	31-14		A	L	66-93
	H	W	70-55		A	W	23-14	1953-54	A	W	74-60
2005-06	A	L	59-81		A	W	29-17		H	W	78-65
	H	W	93-77	1916-17	A	L	7-19	1954-55	H	W	76-63
2006-07	H	W	71-50		A	L	17-24		A	L	75-82
	A	L	69-73		H	L	22-24	1955-56	H	L	69-71 (OT)
2007-08	A	L	51-55		H	W	24-21		A	L	74-94
	H	W	68-49	1920-21	A	L	30-38	1956-57	*N	L	69-89
2008-09	A	W	55-53		A	W	32-23		A	L	47-59
	H	W	46-41		H	W	33-16		H	W	67-58

*at Kansas City **Colorado forfeit
 ***Phillips 66 Big Eight Championship

IOWA STATE (NU LEADS 130-100)

- In Lincoln: Nebraska leads, 78-32
 At Devaney Center: Nebraska leads, 21-13
 - In Ames: Iowa State leads, 60-47
 At Hilton Coliseum: Iowa State leads, 23-15
 - In Kansas City: Iowa State leads, 8-5
 At Kemper Arena: Iowa State leads, 2-1
 - In Phillips 66 Big Eight/Big 12 Championship:
 Iowa State leads, 2-1
- HUSKER-CYCLONE SUPERLATIVES**
- Most consecutive wins (year ended): Nebraska, 16 (1914-15); Iowa State, seven (1962-63)
 - Most points scored: Nebraska, 102, at Lincoln, Feb. 12, 1994; Iowa State, 114, at Ames, Jan. 20, 1988
 - Highest combined score: 198, Nebraska, 102, Iowa State, 96, at Lincoln, Feb. 12, 1994
 - Biggest winning margin: Nebraska, 29, at Lincoln, Feb. 15, 1936 (49-20); Iowa State, 38, at Ames, Jan. 20, 1988 (114-76)
 - Individual scoring high: Nebraska, 37, Aleks Maric, at Ames, Feb. 15, 2006; Iowa State, 39, Don Smith, at Lincoln, Jan. 5, 1968

HUSKER-CYCLONE NOTES

- Seventeen of the past 34 meetings have been decided by six points or less.
- Nebraska's win in Ames in 1997-98 marked the first time NU had won six straight league games in 17 seasons and the first time NU won three straight league road games in 14 years.
- Aleks Maric set the school regular-season road record by scoring 37 points on 13-of-15 shooting in 2006. It was also a Big 12 Conference and school sophomore single-game scoring record. He added 36 points against the Cyclones in Lincoln in 2007.

Year	Site	Result	Score	Year	Site	Result	Score	Year	Site	Result	Score
1908-09	H	W	42-20	1940-41	A	W	38-35	1974-75	H	W	75-62
	H	W	40-21		H	W	41-36		A	L	69-82
	A	L	16-22	1941-42	A	L	33-39	1975-76	A	W	66-56
	A	W	31-17		H	W	39-31		H	W	82-66
1909-10	H	W	24-21	1942-43	A	L	38-50	1976-77	*N	W	75-55
	H	W	29-26		H	W	51-36		A	W	49-48
	A	L	23-34	1943-44	H	L	24-56		H	W	66-51
	A	L	17-18		A	L	35-58	1977-78	H	L	59-65
1910-11	H	W	41-20	1944-45	H	L	38-50		A	W	62-56
	H	L	31-33		A	L	45-47	1978-79	A	W	72-68
	A	L	27-31	1945-46	A	L	39-57		H	L	46-48
	A	W	22-19		H	L	45-57	1979-80	A	W	58-50
1911-12	H	W	33-12	1946-47	*N	W	54-51		H	W	69-66
	H	W	40-14		A	L	44-61	1980-81	A	W	61-56
	A	W	31-21		H	L	54-56		H	W	81-61
	A	W	31-12	1947-48	A	L	44-55	1981-82	H	W	60-47
1912-13	A	W	29-12		H	W	62-57		A	L	61-63
	A	W	16-10	1948-49	H	W	71-50	1982-83	A	W	59-54
	H	W	28-8		A	W	44-41		H	W	67-66
	H	W	24-12	1949-50	*N	W	85-67 (OT)		*H	W	94-71
1913-14	A	W	15-9		H	W	64-46	1983-84	A	W	64-63
	A	W	16-3		A	W	56-54 (OT)		H	L	48-69

1984-85	A	L	65-76
	H	W	74-57
1985-86	H	W	75-58
	A	L	73-81
	**N	L	58-75
1986-87	A	L	75-91
	H	W	66-65
1987-88	A	L	76-114
	H	L	84-85
1988-89	A	L	76-88
	H	W	77-74
1989-90	H	L	83-91
	A	L	85-101
1990-91	H	W	97-87
	A	W	65-57
1991-92	H	W	68-63
	A	W	80-70
1992-93	A	L	69-96
	H	W	91-87
1993-94	A	W	78-72
	H	W	102-96
1994-95	A	L	69-72 (OT)
	H	L	77-79
1995-96	H	L	65-75
	A	L	59-74
	**N	L	60-62
1996-97	H	L	67-77
	A	W	74-69 (OT)
1997-98	H	W	63-49
	A	W	70-62
1998-99	A	L	47-52
	H	W	59-57
1999-2000	H	L	65-66
	A	L	65-87
2000-01	H	L	59-60
	A	L	73-86
2001-02	H	W	86-84 (OT)
	A	L	79-85
2002-03	A	L	61-71
	H	W	69-63
2003-04	A	L	74-89
	H	W	68-65
2004-05	H	L	60-65
	A	W	76-69
2005-06	H	L	75-88
	A	W	73-63
2006-07	A	L	62-71
	H	L	63-69
2007-08	H	W	64-56
	A	L	52-60
2008-09	A	L	53-65
	H	W	77-61

* at Kansas City **Phillips 66 Big Eight Championship

KANSAS (NU TRAILS 71-166)

- In Lincoln: Kansas leads, 61-44
At Devaney Center: Kansas leads, 17-16
- In Lawrence: Kansas leads, 86-23
At Allen Fieldhouse: Kansas leads, 47-7
- In Kansas City: Kansas leads, 17-4
At Kemper Arena: Kansas leads, 4-1
- In Manhattan, Kan.: Kansas leads, 1-0
- In Phillips 66 Big Eight/Big 12 Championship: Kansas leads, 6-1

HUSKER-JAYHAWK SUPERLATIVES

- Most consecutive wins (year ended): Nebraska 8 (1912-13); Kansas 12, three times (1944-45, 1954-55, 2004-present)
- Most points scored: Nebraska, 99, at Lincoln, Feb. 19, 1972; Kansas, 110, at Lawrence, Feb. 26, 1966
- Highest combined score: 191, Kansas, 98, Nebraska, 93, at Lincoln, Jan. 8, 1990
- Biggest winning margin: Nebraska, 40, at Lincoln, March 2, 1900 (48-8); Kansas, 56, at Lawrence, Feb. 8, 1958 (102-46)
- Individual scoring high: Nebraska, 38, Tom Russell, at Lincoln, Feb. 21, 1962; Kansas, 46, Wilt Chamberlain, at Lawrence, Feb. 8, 1958

HUSKER-JAYHAWK NOTES

- Kansas has won 12 straight games over Nebraska entering 2009-10, tying the all-time series high. Overall, KU has won 21 of the past 22 meetings and owns a 26-3 record against Nebraska in the Big 12 era.
- The Huskers snapped a nine-game KU win streak with a win over the No. 12-ranked Jayhawks in 2004. The 19-point victory in Lincoln was NU's largest against the Jayhawks since a 75-55 home win in 1982.
- Nebraska was handed its worst home loss in Devaney Center history when the Jayhawks won 81-51 in 2003.
- Nebraska's regular-season sweep of Kansas in 1999 marked the Huskers' first sweep against the Jayhawks in 16 seasons, and NU's win at Lawrence was its first at Allen Fieldhouse in nearly two decades (since 1983).
- The teams combined for 39 points in overtime at Lawrence in 1996-97, only one point shy of the NCAA record.
- Nebraska handed Kansas its worst loss ever, 48-8, in the first-ever meeting between the schools on March 2, 1900. Kansas turned the trick on Nebraska in 1957-58, handing NU its worst loss ever, 102-46, in Lawrence.

Year	Site	Result	Score
1899-1900	H	W	48-8
1901-02	A	W	35-29
1902-03	H	W	23-18
1905-06	H	L	17-37
1906-07	H	W	32-19
1907-08	A	W	20-17
	A	W	23-21
	H	L	26-28
	H	L	25-28
1908-09	A	L	13-48
	A	L	17-36
	H	L	13-18
	*N	L	22-28
	*N	L	15-24
	*N	W	32-29
1909-10	A	L	17-32
	A	L	16-40
	H	L	20-40
	H	L	13-40
1910-11	A	W	15-11
	A	L	12-37
	H	W	34-24
	H	W	38-28
1911-12	A	W	30-26
	A	W	30-26
	H	W	49-21
	H	W	29-28
1912-13	H	W	40-25
	A	W	18-16
	*N	L	24-30
	A	L	18-43
1914-15	A	L	23-30
	H	W	34-33
	H	W	40-27
1916-17	A	W	21-19
	A	L	10-30
1917-18	H	W	24-23
	H	L	25-31
1918-19	A	L	17-31
	A	W	29-24
1921-22	H	L	15-25
	A	L	18-41
1922-23	A	L	20-30
	H	L	15-36
1923-24	A	L	18-19
	H	L	10-13
1924-25	H	L	20-25
	A	L	20-28
1925-26	H	L	14-25
	A	L	17-30
1926-27	A	W	27-24
	H	L	25-34
1927-28	A	L	27-33
	H	W	32-28
1928-29	H	W	30-29
	A	W	37-31

1929-30	A	L	20-27
	H	L	35-36
1930-31	A	W	31-30 (OT)
	H	L	29-34
1931-32	H	L	31-34
	A	L	19-51
1932-33	A	L	29-32
	H	L	20-34
1933-34	H	W	24-21
	A	L	24-25
1934-35	A	L	21-32
	H	L	24-32
1935-36	A	L	23-45
	H	L	36-43
1936-37	A	L	22-27
	H	W	37-32
1937-38	A	L	33-48
	H	L	47-50
1938-39	H	W	48-37
	A	L	46-49
1939-40	A	L	24-40
	H	L	41-48
1940-41	A	L	38-44
	H	L	53-55
1941-42	H	L	32-51
	A	L	30-58
1942-43	H	L	24-56
	A	L	33-52
1943-44	A	L	27-51
	H	L	47-56
1944-45	A	L	33-48
	H	W	59-45
1945-46	H	L	45-56
	A	L	30-72
1946-47	H	W	48-46
	A	L	37-69
1947-48	*N	L	60-64 (OT)
	A	W	61-57
	H	W	70-64
1948-49	H	W	52-34
	A	W	49-39
1949-50	H	W	57-56
	A	L	36-49
1950-51	*N	L	47-63
	A	L	41-66
	H	L	52-61
1951-52	H	L	66-69
	A	L	52-90
1952-53	*N	L	66-73
	H	L	59-65
	A	L	58-77
1953-54	A	L	68-79
	H	L	62-67
1954-55	*N	L	66-69
	H	W	66-62
	A	W	68-55
1955-56	A	L	56-80
	H	L	56-60
1956-57	H	L	54-69
	A	L	60-87
1957-58	A	L	46-102
	H	W	43-41
1958-59	H	L	55-63
	A	L	50-66
1959-60	H	L	47-60
	A	L	74-79
1960-61	*N	L	53-78
	H	L	33-38
	A	W	69-68
1961-62	*N	L	68-69
	A	W	69-67
	H	L	70-73
1962-63	A	L	53-72
	H	L	39-45
1963-64	A	L	48-74
	H	L	55-64
1964-65	H	L	56-66
	A	L	62-71



1965-66	*N	L	61-71
	H	W	83-75
	A	L	73-110
1966-67	A	L	58-84
	H	L	57-64
1967-68	A	L	60-71
	H	W	76-69
1968-69	*N	L	56-82
	H	L	52-56
	A	L	73-79
1969-70	*N	W	78-73
	H	W	84-73
	A	L	87-100
1970-71	*N	L	52-72
	H	L	67-81
	A	L	54-59
1971-72	A	L	55-57 (OT)
	H	W	99-78
1972-73	*N	W	74-72
	A	W	59-46
	H	W	62-59
1973-74	*N	L	66-75
	A	L	64-79
	H	L	46-51
1974-75	*N	L	62-63
	A	L	44-72
	H	L	77-79 (2OT)
1975-76	*N	L	66-69
	H	W	57-54
	A	W	62-58
1976-77	H	W	60-57
	A	L	66-74
	**A	L	58-61
1977-78	H	W	62-58
	A	L	70-75
1978-79	H	W	66-64 (OT)
	A	L	59-66
1979-80	H	W	64-57
	A	W	61-56
1980-81	H	W	57-54
	A	L	49-75
1981-82	H	W	75-55
	A	L	63-66
1982-83	H	W	68-61
	A	W	60-58
1983-84	A	L	61-77
	H	L	66-67
1984-85	H	L	80-91
	A	L	65-70
	**N	L	69-74
1985-86	H	L	70-81
	A	L	61-79
1986-87	A	L	65-86
	H	W	83-81 (OT)
1987-88	H	W	70-68
	A	L	48-70
1988-89	H	W	74-70
	A	L	71-80
1989-90	H	L	93-98
	A	L	67-94
1990-91	A	L	77-85
	H	W	85-75
	**N	W	87-83
1991-92	A	L	78-103
	H	W	81-79 (OT)
1992-93	H	W	68-64
	A	L	83-94
1993-94	A	L	87-94
	H	W	96-87
1994-95	A	L	67-84
	H	L	68-91
1995-96	H	L	73-88
	A	L	71-81
1996-97	A	L	77-82 (OT)
	H	L	65-85
1997-98	A	L	76-96
	H	L	71-82
	**N	L	59-91

1998-99	H	W	84-69
	A	W	64-59
	**N	L	53-77
1999-2000	A	L	82-97
	H	L	58-83
2000-01	A	L	62-84
	H	L	74-78
2001-02	A	L	57-96
	H	L	87-88
2002-03	A	L	59-92
	H	L	51-81
2003-04	H	W	74-55
	A	L	78-67
2004-05	A	L	57-59
	H	L	65-78
2005-06	A	L	54-96
	H	L	48-69
2006-07	H	L	56-76
	A	L	39-92
2007-08	H	L	58-79
	A	L	49-84
	**N	L	54-64
2008-09	H	L	62-68
	A	L	53-70

*at Manhattan, Kan.
 **Phillips 66 Big Eight/Big 12 Championship

KANSAS STATE (NU TRAILS 93-123)

- In Lincoln: Nebraska leads, 60-33
 At Devaney Center: Nebraska leads, 24-10
 - In Manhattan: Kansas State leads, 72-30
 At Bramlage Coliseum: Kansas State leads, 16-5
 - In Kansas City: Kansas State leads, 18-3
 At Kemper Arena: Kansas State leads, 7-0
 - In the Phillips 66 Big Eight/Big 12 Championship:
 Kansas State leads, 7-0
- HUSKER-WILDCAT SUPERLATIVES**
- Most consecutive wins (year ended): Nebraska 6, twice (1916-17, 1937-38); Kansas State 11, (1964-65)
 - Most points scored: Nebraska, 99, in Lincoln, Feb. 9, 2002; Kansas State, 114, at Manhattan, Jan. 14, 1987
 - Biggest winning margin: Nebraska, 36, at Manhattan, 1905-06 (50-14, first game of series); Kansas State, 36, at Manhattan, Feb. 4, 1957 (89-53)
 - Individual scoring high: Nebraska, 41, Aleks Maric, in Lincoln, Feb. 13, 2007; Kansas State, 35, Michael Beasley, at Manhattan, Feb. 6, 2008

- HUSKER-WILDCAT NOTES**
- Nebraska scored its most points ever against the Wildcats with a 99-82 victory in 2002. The point total marked just the second time NU had reached 90 points against KSU since 1968.
 - Nebraska ended an 18-game road losing streak with a 63-61 victory over KSU in Manhattan in 2001. The road losing streak was the third-longest in NU history.
 - NU's rally from an 18-point halftime deficit against KSU in 1996-97 was the largest since complete box scores have been included in NU record books (1972-73).
 - After upsetting Kansas in 1958 at Lincoln, the Huskers upset Kansas State and Omaha native Bob Boozer in their next outing, 55-48. Despite the loss, Kansas State was No. 1 in the AP poll when the new ranking came out the day after the game and KSU went on to finish fourth in the NCAA Tournament.
 - Aleks Maric set a Husker Devaney Center record with 41 points against Kansas State in 2007. He also set the Big 12 record with 25 free throw attempts while posting the second-highest single-game scoring mark in school history.

Year	Site	Result	Score
1905-06	A	W	50-14
1907-08	A	W	36-18
1908-09	A	W	36-31
1909-10	A	L	16-27
	H	L	17-28
1911-12	A	W	26-25
1912-13	H	W	27-16

1914-15	A	W	26-19
	A	W	26-20
1915-16	H	W	21-20
	H	W	26-25
1916-17	A	L	13-45
	A	L	10-34
1917-18	A	W	31-23
	A	L	16-26
1918-19	H	L	32-34
	A	L	21-30
1921-22	A	W	25-24
	H	W	21-13
1922-23	A	W	21-15
	H	L	14-17
1923-24	H	W	27-14
	A	L	23-26
1924-25	A	W	23-11
	H	W	32-20
1925-26	A	L	26-41
	H	L	21-28
1926-27	A	L	23-34
	H	W	26-24
1927-28	H	L	24-29
	A	L	22-28
1928-29	A	L	21-30
	H	W	62-45
1929-30	A	W	41-39
	H	L	42-46
1930-31	A	W	37-31
	H	L	30-32
1931-32	A	L	20-32
	H	W	32-26
1932-33	H	W	31-25
	A	L	30-36
1933-34	A	L	24-25
	H	W	38-31
1934-35	A	L	41-47
	H	W	28-21
1935-36	H	W	43-30
	A	W	40-32
1936-37	A	W	41-38
	H	W	40-37
1937-38	H	W	46-32
	A	L	29-41
1938-39	A	L	38-43
	H	W	42-34
1939-40	A	L	25-32
	H	W	61-28
1940-41	H	W	33-23
	A	L	32-35
1941-42	H	W	44-38
	A	L	35-38
1942-43	A	W	41-32
	H	W	50-47 (OT)
1943-44	H	W	54-47
	A	L	37-40
1944-45	*N	L	46-49
	A	L	48-70
	H	L	47-55
1945-46	*N	W	62-47
	H	W	44-37
	A	L	49-54
1946-47	A	L	54-63
	H	W	54-50
1947-48	H	L	45-64
	A	L	49-56
1948-49	*N	L	34-48
	H	W	70-48
	A	L	28-53
1949-50	H	W	65-63 (OT)
	A	L	60-63
1950-51	*N	L	53-72
	H	L	50-79
	A	L	48-74
1951-52	*N	L	67-87
	A	L	36-71
	H	L	60-75
1952-53	H	W	80-67
	A	L	80-108



1953-54	*N	W	78-74
	H	W	88-75
	A	L	70-91
1954-55	H	W	69-59
	A	L	62-79
1955-56	*N	L	51-79
	H	L	52-66
	A	L	50-73
1956-57	A	L	53-89
	H	L	56-81
1957-58	*N	L	57-88
	A	L	59-74
	H	W	55-48
1958-59	H	L	43-50
	A	L	54-76
1959-60	*N	L	63-71
	H	W	70-60
	A	L	74-83
1960-61	H	L	67-77
	A	L	56-75
1961-62	*N	L	48-60
	A	L	53-72
	H	L	60-84
1962-63	A	L	53-66
	H	L	60-72
1963-64	*N	L	78-100
	H	L	66-73 (OT)
	A	L	48-50
1964-65	A	W	62-57
	H	L	67-79
1965-66	A	W	82-71
	H	W	79-69
1966-67	*N	L	81-98
	A	W	67-59
	H	W	79-71
1967-68	*N	W	66-62
	A	L	62-78
	H	W	92-68
1968-69	A	L	72-95
	H	W	88-71
1969-70	H	L	64-71
	A	L	62-79
1970-71	A	L	69-70
	H	W	87-71
1971-72	H	W	61-60
	A	L	76-81 (OT)
1972-73	H	L	55-82
	A	L	70-97
1973-74	*N	L	47-68
	H	L	65-73
	A	W	58-54
1974-75	*N	L	63-80
	H	W	74-61
	A	L	64-65
1975-76	A	W	65-59
	H	L	53-65
1976-77	H	L	52-57
	A	L	62-67
1977-78	*N	L	60-69
	A	W	77-63
	H	W	63-50
1978-79	H	W	55-53
	A	L	46-58
	**A	L	60-61 (2OT)
1979-80	A	L	64-66 (2OT)
	H	W	70-58
	**N	L	59-60
1980-81	H	W	59-49
	A	L	49-66
1981-82	H	L	64-75
	A	L	50-67
1982-83	H	W	59-43
	A	W	56-45
1983-84	A	W	47-46
	H	W	63-56
	**H	L	39-41
1984-85	H	W	75-63
	A	L	62-68

1985-86	**H	L	54-64
	A	W	64-60
1986-87	A	L	82-114
	H	W	78-76
	**N	L	45-47
1987-88	A	L	63-65
	H	L	67-77
	**N	L	70-75
1988-89	H	L	68-80
	A	L	66-80
1989-90	H	W	74-71
	A	L	57-80
1990-91	A	W	74-69
	H	W	85-78
1991-92	A	L	66-70
	H	W	91-62
1992-93	H	L	64-66
	A	W	80-59
	**N	L	45-47
1993-94	A	W	76-68
	H	W	86-77
1994-95	H	W	78-56
	A	L	73-75
1995-96	A	L	68-77
	H	W	70-66
1996-97	H	W	87-77 (OT)
	A	L	53-61
1997-98	A	L	49-72
	H	L	63-69
1998-99	H	W	70-61
	A	L	45-62
1999-2000	A	L	79-97
	H	W	81-72
2000-01	A	W	63-61
	H	W	82-56
	**N	L	58-62
2001-02	H	W	99-82
	A	L	58-67
2002-03	A	L	53-77
	H	W	68-61
2003-04	A	L	61-78
	H	L	58-63
2004-05	H	W	95-85 (2ot)
	A	L	53-73
2005-06	A	W	57-42
	H	L	64-66
2006-07	A	L	45-61
	H	W	74-63
2007-08	A	L	59-74
	H	W	71-64
2008-09	H	W	73-51
	A	L	72-77

* at Kansas City ** Phillips 66 Big Eight/Big 12 Championship
 ***Kansas State forfeit

MISSOURI (NU TRAILS 91-123)

- In Lincoln: Nebraska leads, 54-40
 At Devaney Center: Nebraska leads, 17-16
 - In Columbia: Missouri leads, 67-26
 At Mizzou Arena: Missouri leads, 3-2
 At Hearn Center: Missouri leads, 25-6
 - In Kansas City: Missouri leads, 13-10
 At Kemper Arena: Missouri leads, 7-2
 - In the Phillips 66 Big Eight/Big 12 Championship:
 Missouri leads, 7-3
- HUSKER-TIGER SUPERLATIVES**
- Most consecutive wins (year ended): Nebraska 6, three times (1943-44, 1950-51, 1967-68); Missouri 6, five times (1933-34, 1940-41, 1973-74, 1989-90, 2002-04)
 - Most points scored: Nebraska, 99, at Lincoln, Jan. 28, 1967; Missouri, 111, at Lincoln, Jan. 13, 1990
 - Highest combined score: 206, Missouri, 111, Nebraska, 95, at Lincoln, Jan. 13, 1990
 - Biggest winning margin: Nebraska, 29, at Lincoln, Feb. 19, 1937 (50-21); Missouri, 39, at Columbia, Feb. 24, 1922 (55-16)

• Individual scoring high: Nebraska, 40, Jerry Fort, at Lincoln, Feb. 22, 1974; Missouri, 46, Joe Scott, at Columbia, March 6, 1961

HUSKER-TIGER NOTES

- One of Nebraska's biggest wins in program history was a 67-51 victory at 19-0 and No. 1-ranked Missouri on Feb. 6, 1982.
- The 1997-98 Mizzou-Nebraska series marked the fourth time in school history the Huskers played two overtime games in one season against the same opponent (vs. Oklahoma, 1955-56; vs. Iowa State, 1968-69, vs. Oklahoma, 1995-96).
- Nebraska's Jerry Fort scored a then-school record 40 points in the Huskers' 80-77 homecourt victory over the Tigers on Feb. 22, 1975. It was one of four 40-point games in NU history.
- The sweep of the Tigers in 2007 was the first for Nebraska since 1993. NU had won four of its previous 15 games against MU before sweeping the Tigers.

Year	Site	Result	Score
1907-08	H	W	41-30
	H	W	43-31
1908-09	H	L	24-26
1910-11	A	L	26-39
	A	L	36-37 (OT)
	H	W	30-23
	H	L	20-23
1916-17	H	L	16-18
	H	L	7-18
1917-18	H	L	9-22
	H	L	8-16
1918-19	A	W	28-26
	A	W	21-14
1921-22	H	L	31-46
	A	L	16-55
1922-23	A	L	18-33
	A	L	22-39
1923-24	H	W	24-18
	A	W	31-11
1924-25	A	W	25-20
	H	W	24-21
1925-26	H	L	24-26
	A	L	22-24
1926-27	A	W	35-23
	H	W	27-22
1927-28	A	L	15-36
	H	W	36-26
1928-29	H	L	25-30
	A	W	39-33
1929-30	A	L	21-27
	H	W	34-31
1930-31	H	W	42-32
	A	L	20-33
1931-32	A	L	18-30
	H	L	28-32
1932-33	A	L	33-37
	H	L	31-39
1933-34	A	L	26-36
	H	W	34-27
1934-35	A	L	31-32
	H	L	21-23
1935-36	H	W	31-26
	A	W	43-33
1936-37	A	W	31-22
	H	W	50-21
1937-38	H	L	18-27
	A	L	30-38
1938-39	A	L	41-54
	H	L	36-46
1939-40	A	L	33-46
	H	L	40-41
1940-41	H	W	40-29
	A	W	38-36
1941-42	H	W	51-45
	A	W	41-40
1942-43	A	W	39-36
	H	W	56-50
1943-44	H	L	32-36 (OT)
	A	L	29-44



1944-45	H	L	41-47	1976-77	A	L	63-76
	A	L	54-55 (20T)		H	W	60-58
1945-46	*N	L	54-63	1977-78	H	W	56-55
	A	W	44-42		A	L	52-74
	H	W	42-39		**N	L	58-61
1946-47	A	L	41-47	1978-79	*N	W	58-56 (OT)
	H	L	49-60		A	L	60-76
1947-48	*N	W	46-44		H	W	76-64
	H	L	54-66	1979-80	H	L	63-84
	A	L	41-47		A	L	60-73
1948-49	*N	L	50-52	1980-81	H	W	66-53
	H	W	47-46		A	L	45-55
	A	W	52-48	1981-82	H	L	42-44
1949-50	H	W	50-41		A	W	67-51
	A	W	55-48		**N	L	53-58
1950-51	*N	W	54-52	1982-83	A	L	56-79
	H	W	54-52		H	L	51-54
	A	L	57-68		**N	L	63-69
1951-52	H	L	55-60	1983-84	H	L	48-50
	A	L	53-68		A	W	61-56 (OT)
1952-53	H	W	73-62	1984-85	H	W	74-66
	A	L	59-66		A	L	50-69
1953-54	*N	L	57-72	1985-86	H	L	67-68
	H	W	80-72		A	W	75-66
	A	L	67-82	1986-87	H	L	71-87
1954-55	*N	L	58-75		A	L	64-80
	A	L	59-67	1987-88	H	W	70-68
	H	L	73-76		A	L	67-92
1955-56	*N	L	66-71	1988-89	H	L	72-89
	H	W	83-77		A	L	63-79
	A	L	80-88		**N	L	70-98
1956-57	*N	W	70-65	1989-90	H	L	95-111
	A	W	84-65		A	L	85-107
	H	W	53-49	1990-91	A	W	89-75
1957-58	A	L	54-55		H	L	71-91
	H	W	67-62 (OT)		**N	L	82-90
1958-59	H	W	81-69	1991-92	H	L	73-83
	A	W	81-79		A	L	61-87
1959-60	*N	W	78-67	1992-93	H	W	88-87 (OT)
	A	L	61-69		A	W	76-75
	H	W	64-59	1993-94	H	L	73-89
1960-61	*N	W	90-72		A	L	78-80
	H	W	62-48		**N	W	98-91
	A	L	76-97	1994-95	H	L	74-82
1961-62	A	W	65-63		A	W	78-75
	H	L	63-81	1995-96	H	W	76-58
1962-63	H	L	61-69		A	L	98-99
	A	L	72-84	1996-97	H	W	76-53
1963-64	H	W	74-69 (OT)		A	L	74-75
	A	L	60-78		**N	L	72-78
1964-65	H	L	74-92	1997-98	A	L	76-81 (OT)
	A	L	66-84		H	W	67-66 (OT)
1965-66	*N	W	69-67 (OT)	1998-99	A	L	57-80
	H	W	82-60		H	W	69-61
	A	W	71-53	1999-2000	H	L	78-84
1966-67	H	W	99-82		A	L	72-86
	A	W	80-73	2000-01	A	L	66-68
1967-68	H	W	75-66		H	W	85-79
	A	L	70-91	2001-02	A	L	53-60
1968-69	*N	W	76-70		H	L	71-87
	H	W	87-71	2002-03	H	L	56-63
	A	L	60-79		A	L	50-67
1969-70	H	W	60-48		**N	L	61-70
	A	L	63-80	2003-04	A	L	51-72
1970-71	H	W	81-72		H	W	78-62
	A	L	65-77	2004-05	A	L	70-80
1971-72	*N	L	64-76		H	L	53-56
	A	L	65-80		**N	L	67-70
	H	L	54-61	2005-06	H	W	65-52
1972-73	H	L	65-78		A	L	63-64
	A	L	70-86		**N	W	71-64
1973-74	H	W	75-58	2006-07	A	W	66-61
	A	W	88-87		H	W	82-77 (OT)
1974-75	A	L	74-88	2007-08	A	W	66-62
	H	W	80-77		H	L	78-86 (OT)
1975-76	H	L	57-62	2008-09	**N	W	61-56
	A	L	84-95 (OT)		H	W	56-51
					A	L	47-70

* at Kansas City ** Phillips 66 Big Eight/Big 12 Championship

OKLAHOMA (NU TRAILS 81-104)

- In Lincoln: Nebraska leads, 46-38
At Devaney Center: Oklahoma leads, 15-12
- In Norman: Oklahoma leads, 60-20
At Lloyd Noble Center: Oklahoma leads, 23-4
- In Kansas City: Nebraska leads, 15-5
At Kemper Arena: Nebraska leads, 7-2
- In Phillips 66 Big Eight/Big 12 Championship: Nebraska leads, 4-3

HUSKER-SOONER SUPERLATIVES

- Most consecutive wins (year ended): Nebraska, 9 (1970-71); Oklahoma 11 (1946-47)
- Most points scored: Nebraska, 117, at Kansas City, March 8, 1991 (OT); Oklahoma, 133, at Norman, Feb. 21, 1987
- Highest combined score: 230, Oklahoma, 133, Nebraska, 97, at Norman, Feb. 21, 1987; Nebraska, 117, Oklahoma, 113, at Kansas City, March 8, 1991 (OT)
- Biggest winning margin: Nebraska, 27, at Lincoln, Feb. 24, 1936 (55-28); Oklahoma, 41, at Norman, Jan. 31, 1990 (105-64)
- Individual scoring high: Nebraska, 42, Eric Piatkowski, at Kansas City, March 11, 1994; Oklahoma, 38, Gerald Tucker, at Norman, Feb. 17, 1947

HUSKER-SOONER NOTES

- Nebraska's 15-point win in 1999 was its largest ever over Oklahoma in Norman. It was also OU's second-worst loss at the Lloyd Noble Center.
- NU won one of the most dramatic games in Big Eight Tournament history with a 117-113 come-from-behind overtime win in 1991.
- Nebraska and OU combined for 230 points in a 133-97 Oklahoma victory at Norman during the 1986-87 season to tie the highest scoring contest in Big Eight history. Three NU-OU games in the 1990s saw each team post 100 points.
- On the flip side, Nebraska's 53-43 win in 1997-98 marked the lowest winning point total for the Huskers in 420 games, dating back to the 1983-84 season. It was also the fewest points by a league opponent in 14 years.
- Eric Piatkowski set the NU scoring record with 42 points vs. OU in the 1994 Big Eight tourney.

YEAR	SITE	RESULT	SCORE
1920-21	H	W	34-20
	H	W	28-15
1921-22	A	L	21-29
	H	W	39-34
1922-23	H	W	25-19
	A	L	25-31
1923-24	H	W	35-21
	A	L	20-32
1924-25	A	W	23-18
	H	W	31-17
1926-27	A	W	37-29
	H	W	36-26
1927-28	H	L	36-38
	A	L	28-43
1928-29	A	L	20-29
	H	L	34-39
1929-30	H	W	35-20
	A	W	47-37
1930-31	A	W	36-30
	H	W	41-30
1931-32	H	L	34-37
	A	L	32-46
1932-33	A	L	35-39
	H	L	27-38
1933-34	H	L	36-44
	A	L	23-53
1934-35	A	L	32-38
	H	W	32-24
1935-36	A	W	40-33
	H	W	55-28
1936-37	H	L	31-34
	A	W	33-29

OKLAHOMA STATE (NU LEADS 62-52)

- In Lincoln: Nebraska leads, 35-14
 - At Devaney Center: Nebraska leads, 19-9
 - In Stillwater: Oklahoma State leads, 31-15
 - At Gallagher-Iba Arena: Okla. St. leads, 29-15
 - In Kansas City: Nebraska leads, 12-6
 - At Kemper Arena: Nebraska leads, 4-1
 - In the Phillips 66 Big Eight/Big 12 Tournament: Nebraska leads, 4-2
- ### HUSKER-COWBOY SUPERLATIVES
- Most consecutive wins (year ended): Nebraska 8 (1968-69); Oklahoma State 5 (1958-59)
 - Most points scored: Nebraska, 89, at Lincoln, March 2, 1994; Oklahoma State, 103, at Lincoln, Feb. 14, 1990
 - Highest combined score: 187, Oklahoma State, 103, Nebraska, 84, at Lincoln, Feb. 14, 1990
 - Biggest winning margin: Nebraska, 21 twice, March 7, 1966 (85-64), Jan. 30, 1971 (80-59); Oklahoma St., 40, at Stillwater, Feb. 18, 1995 (93-53)
 - Individual scoring high: Nebraska, 34, Chuck Jura, at Stillwater, Jan. 26, 1972; Oklahoma State, 35, Byron Houston, at Lincoln, Feb. 14, 1990

HUSKER-COWBOY NOTES

- The 2007 regular-season game was postponed from Jan. 13 to March 5 because of a winter storm in Oklahoma. It was the first weather-related postponement of a Big 12 game since the league formed in 1996. NU won the game, 85-73, and then lost three days later to OSU in the Big 12 Championship, 54-39.
- Nebraska and OSU played the eighth overtime game in series history in 2009, with the Cowboys pulling out a two-point win in Lincoln.
- Nebraska owns the series lead despite winning just 10 of the past 33 meetings.
- OSU has won nine of its first 13 games at the Devaney Center.
- Nebraska ended undefeated OSU seasons twice in the 1990s. In 1996-97, OSU was 11-0 before a 67-62 Husker win in Stillwater. In 1991-92, OSU entered the game in Lincoln with a 20-0 record and ranked second in the nation, but Nebraska rolled to an 85-69 win.
- The Huskers dropped a 52-32 decision to the Cowboys in a 1949 NCAA District Playoff game at Kansas City, Mo. That game was NU's first-ever postseason tournament game.

Year	Site	Result	Score
1926-27	A	L	24-27
	H	W	35-25
1927-28	H	L	21-32
	A	L	43-47
1935-36	*N	L	19-36
1947-48	*N	L	46-47
1948-49	*N	L	35-52
1958-59	*N	W	55-48
	H	W	47-44
	A	L	39-54
1959-60	A	L	47-52
	H	W	54-47
1960-61	*N	W	70-61
	A	L	47-55
	H	L	61-65
1961-62	*N	W	52-51
	H	W	57-56
	A	L	64-65
1962-63	A	L	41-51
	H	W	49-48
1963-64	H	W	54-53
	A	L	45-81
1964-65	*N	L	61-74
	A	L	54-93
	H	L	53-55
1965-66	A	W	45-41 (OT)
	H	W	85-64
1966-67	*N	W	73-64
	A	W	67-57
	H	W	88-71
1967-68	*N	W	48-46
	A	W	63-62
	H	W	82-73

1937-38	A	L	48-50	1971-72	*N	W	84-68
	H	W	52-42		H	W	77-70
1938-39	A	L	39-56		A	L	70-72
	H	L	45-53	1972-73	H	W	74-67
1939-40	H	L	41-56		A	L	59-67
	A	L	28-45	1973-74	H	W	63-58
1940-41	H	L	29-40		A	L	63-85
	A	W	43-42	1974-75	*N	W	75-64
1941-42	A	L	29-37		A	W	68-61
	H	L	41-46		H	L	57-65 (OT)
1942-43	H	L	32-56	1975-76	*N	W	75-53
	A	L	48-65		H	W	68-67
1943-44	A	L	35-45		A	L	60-65
	H	L	32-43	1976-77	*N	W	66-56
1944-45	H	L	37-44		H	L	58-65
	A	L	45-48		A	L	62-72
1945-46	A	L	48-70	1977-78	*N	W	75-68
	H	L	44-51		A	W	78-64
1946-47	*N	L	52-63		H	L	68-74
	H	W	44-41	1978-79	*N	W	69-53
	A	L	49-63		H	W	74-56
1947-48	A	L	57-79		A	L	58-79
	H	L	74-81	1979-80	H	W	59-58
1948-49	A	L	45-47		A	L	60-78
	H	L	49-56		***H	W	75-68
	**N	W	57-56	1980-81	A	W	71-59
1949-50	A	W	57-55		H	W	90-63
	H	L	48-64	1981-82	A	L	48-51
1950-51	A	L	49-72		H	W	65-51
	H	W	46-44	1982-83	H	W	60-59
1951-52	H	W	67-66		A	L	71-84
	A	L	59-65	1983-84	H	L	67-78
1952-53	A	W	59-53		A	L	70-79
	H	L	70-78	1984-85	A	L	74-83
1953-54	*N	L	70-86		H	L	62-65
	H	W	76-72	1985-86	A	L	60-87
	A	L	68-76		H	W	66-64
1954-55	H	W	75-67	1986-87	H	L	66-80
	A	L	76-78		A	L	97-133
1955-56	A	W	68-61 (OT)	1987-88	H	L	77-92
	H	W	64-63 (OT)		A	L	93-113
1956-57	A	L	53-55	1988-89	H	L	81-89
	H	W	64-55		A	L	76-103
1957-58	H	W	57-54	1989-90	A	L	64-105
	A	L	39-66		H	L	66-88
1958-59	*N	W	60-43		***N	L	65-78
	A	L	48-54	1990-91	A	W	111-99
	H	L	54-65		H	W	105-93
1959-60	A	L	54-63		***N	W	117-113 (OT)
	H	L	49-50	1991-92	H	L	76-79
1960-61	A	L	58-69		A	L	97-106
	H	W	83-61		***N	L	85-107
1961-62	H	W	57-56	1992-93	A	L	89-102
	A	W	71-69 (OT)		H	W	94-83
1962-63	*N	W	93-86	1993-94	H	L	76-79
	A	L	77-84		A	L	111-115 (OT)
	H	L	75-77		***N	W	105-88
1963-64	*N	L	66-75	1994-95	A	L	72-82
	H	W	76-69 (2OT)		H	W	71-59
	A	L	76-82	1995-96	A	L	100-117 (3OT)
1964-65	A	L	82-89		H	L	76-80 (OT)
	H	W	67-63	1996-97	A	L	77-84
1965-66	*N	W	92-79	1997-98	H	W	53-43
	H	W	86-78	1998-99	A	W	96-81
	A	W	85-81	1999-2000	H	L	54-62
1966-67	A	L	87-99	2000-01	A	L	66-77
	H	W	97-78	2001-02	H	L	51-78
1967-68	*N	W	75-65	2002-03	A	L	51-76
	H	W	110-90	2003-04	H	L	50-52
	A	W	89-83		***N	L	59-63
1968-69	*N	W	70-47	2004-05	A	L	60-83
	H	W	90-83	2005-06	H	W	59-58
	A	W	70-64		***N	W	69-63
1969-70	A	W	70-60	2006-07	A	L	70-53
	H	W	79-66	2007-08	H	W	63-45
1970-71	A	L	67-79	2008-09	A	L	61-72
	H	L	56-65				

* at Kansas City **Big Seven Playoff, at Kansas City, Mo.
***Phillips 66 Big Eight/Big 12 Championship



1968-69	H	L	52-76
	A	L	63-72
1969-70	A	L	58-81
	H	W	61-55
1970-71	*N	W	71-58
	H	W	80-59
	A	W	57-55
1971-72	*N	W	64-56
	H	W	73-59
	A	W	64-63
1972-73	*N	L	73-75
	H	L	55-68
	A	W	76-64
1973-74	*N	W	69-62
	A	L	66-79
	H	W	71-63
1974-75	H	W	73-58
	A	W	59-58
1975-76	*N	W	56-49
	A	W	52-48
	H	W	60-54
1976-77	H	W	66-54
	A	L	60-62
1977-78	*N	W	70-58
	H	W	63-57
	A	W	67-56
	**H	W	71-63
1978-79	A	L	57-66
	H	W	76-67
1979-80	H	W	74-73 (OT)
	A	L	68-83
1980-81	A	L	70-81
	H	W	62-54
1981-82	A	L	50-52
	H	W	75-63
	**H	W	*60-49
1982-83	A	L	63-71 (20T)
	H	W	77-68
1983-84	H	W	54-52 (OT)
	A	W	67-64
1984-85	A	L	66-68
	H	W	66-48
1985-86	A	W	62-61
	H	W	68-52
	**N	W	82-75
1986-87	H	W	73-66
	A	W	79-77 (20T)
1987-88	H	L	56-72
	A	L	73-90
1988-89	A	L	69-82
	H	W	79-77
1989-90	A	L	71-84
	H	L	84-103
1990-91	H	L	68-81
	A	L	69-80
1991-92	H	W	85-69
	A	L	51-72
1992-93	A	L	73-78
	H	L	63-73
1993-94	A	L	80-98
	H	W	89-81
	**N	W	77-68
1994-95	H	L	65-82
	A	L	53-93
	**N	L	48-68
1995-96	A	W	66-57
	H	L	57-72
1996-97	H	W	77-68
1997-98	A	W	67-62
1998-99	H	L	48-60
1999-2000	A	L	55-94
2000-01	H	W	78-75 (OT)
2001-02	A	L	63-70
2002-03	H	L	70-77
2003-04	A	L	83-87 (OT)
2004-05	H	W	74-67
2005-06	A	W	59-57

2006-07	H	W	85-73
	**N	L	39-54
2007-08	A	L	63-77
2008-09	H	L	74-76 (OT)

*at Kansas City **Phillips 66 Big Eight/Big 12 Championship

TEXAS (NU TRAILS 5-15)

- In Lincoln: Series tied, 5-5
At Devaney Center: Texas leads, 5-4
- In Austin: Texas leads, 10-0
In Erwin Center: Texas leads, 7-0
- HUSKER-LONGHORN SUPERLATIVES**
- Most consecutive wins (year ended): Nebraska 1, five times; Texas 7 (2002-08)
- Most points scored: Nebraska, 91, at Austin, Jan. 21, 1998; Texas, 105, at Austin, Jan. 21, 1998
- Highest combined score: 196, Texas, 105, Nebraska, 91, at Austin, Jan. 21, 1998
- Biggest winning margin: Nebraska, 16, at Lincoln, Jan. 3, 1996, (85-69); Texas, 28, at Austin, Jan. 4, 1995 (102-74)
- Individual scoring high: Nebraska, 35, Eric Piatkowski, at Lincoln, Nov. 28, 1993; Texas, 35, Terrence Rencher, at Lincoln, Nov. 28, 1993

HUSKER-LONGHORN NOTES

- Nebraska defeated No. 16 Texas in Lincoln, 58-55, in 2009. It was the fifth overall win over UT, and third over a ranked Longhorn squad, including 1996 (No. 23) and 2001 (No. 23).
- Texas posted a 67-48 victory at Austin in the second round of the 1978 NIT, as the Longhorns went on to win the NIT title.
- Texas had three 20-point scorers against NU in 1997-98.

Year	Site	Result	Score
1964-65	A	L	73-77
1965-66	H	W	75-64
1977-78	*A	L	48-67
1993-94	H	L	75-78
1994-95	A	L	74-102
1995-96	H	W	85-69
1996-97	A	L	81-83 (OT)
	H	W	79-67
1997-98	A	L	91-105
1998-99	H	L	76-89
1999-2000	A	L	55-82
2000-01	H	W	80-67
2001-02	A	L	66-77
2002-03	H	L	63-75
2003-04	A	L	61-63
2004-05	H	L	53-63
2005-06	A	L	59-78
2006-07	H	L	61-62
2007-08	A	L	66-70
2008-09	H	W	58-55

*National Invitation Tournament

TEXAS A&M (NU LEADS 11-6)

- In Lincoln: Nebraska leads, 6-3
At Devaney Center: Nebraska leads, 6-3
- In College Station: Nebraska leads, 4-3
At Reed Arena: Nebraska leads, 3-2
- In Houston: Nebraska leads, 1-0
- HUSKER-AGGIE SUPERLATIVES**
- Most consecutive wins (year ended): Nebraska 5 (1988-99); Texas A&M 2 (2006-07)
- Most points scored: Nebraska, 97, at Lincoln, Feb. 28, 2001; Texas A&M, 83, at College Station, March 4, 2000
- Highest combined score: 166, Nebraska, 97, Texas A&M, 69, at Lincoln, Feb. 28, 2001
- Biggest winning margin: Nebraska, 32, at Lincoln, Dec. 2, 1987; Texas A&M, 11, two times
- Individual scoring high: Nebraska, 29, Tyrone Lue, at Lincoln, Jan. 11, 1997; Texas A&M, 28, Tony McGinnis, at Lincoln, Dec. 20, 1991

HUSKER-AGGIE NOTES

- Nebraska's 83-77 win at Reed Arena in 2004 snapped a 12-game conference road losing streak dating back to an 82-72 win at A&M in 2002.

- The Huskers have won four of six meetings in College Station since the Big 12 was formed.
- NU has won eight of 12 meetings overall as Big 12 schools, including a 75-58 road victory in 1998, the Huskers' largest margin of victory on the road in the league since the formation of the Big 12 Conference.

Year	Site	Result	Score
1969-70	N	W	78-69
1986-87	A	L	64-66
1987-88	H	W	92-60
1991-92	H	W	91-68
1996-97	H	W	74-72
1997-98	A	W	75-58
1998-99	H	W	87-68
1999-2000	A	L	76-83 (OT)
2000-01	H	W	97-69
2001-02	A	W	82-72
2002-03	H	L	52-53
2003-04	A	W	83-77
2004-05	H	W	77-67
2005-06	A	L	55-66
2006-07	H	L	55-66
2007-08	A	W	65-59
2008-09	H	L	55-57

TEXAS TECH (NU LEADS 15-9)

- In Lincoln: Nebraska leads, 8-3
At Devaney Center: NU leads, 6-2
- In Lubbock: series tied, 6-6
At United Spirit Arena: Texas Tech leads, 3-2
- In Kansas City: NU leads, 1-0
- HUSKER-RED RAIDER SUPERLATIVES**
- Most consecutive wins (year ended): Nebraska 4 (1963-64); Texas Tech, 3 (1983-84)
- Most points scored: Nebraska, 82, at Lincoln, Feb. 25, 1998, and at Lubbock, Jan. 31, 2009; Texas Tech, 87, at Lubbock, Feb. 8, 1997
- Highest combined score: 161, Texas Tech, 87, Nebraska, 74, at Lubbock, Feb. 8, 1997
- Biggest winning margin: Nebraska, 19, at Kansas City, March 4, 1999; Texas Tech, 26, at Lubbock, Feb. 5, 2003
- Individual scoring high: Nebraska 30, Charlie Jones, at Lubbock, Dec. 1, 1962; Texas Tech 41, Jarius Jackson, at Lincoln, Feb. 18, 2006

HUSKER-RED RAIDER NOTES

- NU held the No. 25-ranked Red Raiders to 44 points in 2004, equaling the fewest points TTU scored in a game since 1990.
- Nebraska won its first contest over the Red Raiders in Lubbock since 1989 with a 61-59 victory in 2007. Charles Richardson Jr. hit a desperation shot at the buzzer to help NU come back from a 13-point halftime deficit.
- The win in 2007 was NU's largest comeback win (13 points) against a league team on the road during the Big 12 era.

Year	Site	Result	Score
1955-56	H	W	69-63 (OT)
1956-57	A	W	67-66
1958-59	H	W	54-46
1962-63	A	W	68-66
1963-64	H	L	60-76
1964-65	A	L	78-82
1983-84	H	L	45-59
1984-85	A	W	79-74 (OT)
1988-89	A	W	71-69
1989-90	H	W	76-69
1996-97	A	L	74-87**
1997-98	H	W	82-65
1998-99	A	L	68-73
	*N	W	69-50
1999-2000	H	W	70-67
2000-01	A	L	64-65
2001-02	H	W	80-69
2002-03	A	L	49-75
2003-04	H	W	72-44
2004-05	A	L	68-84
2005-06	H	L	64-70
2006-07	A	W	61-59
2007-08	H	W	73-62
2008-09	A	W	82-69

*-Phillips 66 Big 12 Championship

**Texas Tech later forfeited game

Series vs. Non-Conference Opponents

Air Force (NU leads 4-1)

12-5-59	H	W	68-54
12-9-61	A	L	49-58
12-8-62	H	W	43-39
12-9-72	N	W	57-53
12-28-81	N	W	63-47
Totals			280-251

Alabama (NU trails 0-2)

12-20-54	A	L	76-88
12-29-85	N	L	61-78
Totals			137-166

Alabama A&M (NU leads 3-0)

12-21-05	H	W	67-60
12-17-06	H	W	82-55
11-17-07	H	W	59-45
Totals			208-160

UAB (Series tied 2-2)

11-24-78	A	W	64-55
12-22-79	H	W	92-84 (4OT)
12-2-04	A	L	66-80
12-3-05	H	L	72-73
Totals			294-292

Alabama State (NU leads 1-0)

12-3-08	H	W	80-51
---------	---	---	-------

Alaska-Fairbanks (Series tied 1-1)

12-9-00	H	W	84-55
11-23-02	N	L	61-64
Totals			125-119

Alcorn State (NU leads 1-0)

12-29-07	H	W	77-53
----------	---	---	-------

Angelo State (NU leads 1-0)

1-5-80	H	W	83-70
--------	---	---	-------

Appalachian State (NU leads 2-1)

12-19-92	H	W	93-83
12-1-93	A	L	82-91
12-31-94	H	W	108-71
Totals			283-245

Arizona (Series tied 2-2)

12-21-60	H	W	79-55
12-23-68	A	L	63-68
12-20-69	H	W	79-69
12-18-99	N	L	59-80
Totals			280-272

Arizona State (NU trails 3-4)

12-20-68	A	L	76-83
12-7-74	A	L	62-83
12-23-85	H	W	80-67
12-28-02	A	L	63-75
12-3-03	H	W	68-60
12-2-07	H	W	62-47
12-7-08	A	L	44-64
Totals			455-479

Arkansas (NU trails 2-6)

12-16-32	H	L	24-41
12-12-46	N	L	46-57
12-30-80	A	L	52-64
1-9-82	H	L	50-51
1-3-83	N	L	58-64
12-10-83	H	W	67-54
3-17-87	H	W	78-71
3-12-98	N	L	65-74
Totals			440-476

Arkansas-Little Rock (NU leads 1-0)

3-26-87	N	W	76-67
---------	---	---	-------

Arkansas-Pine Bluff (NU leads 3-0)

11-23-04	H	W	97-40
11-27-06	H	W	71-42
11-22-08	H	W	67-53
Totals			235-135

Arkansas State (NU leads 1-0)

3-16-89	H	W	81-79
---------	---	---	-------

Arkansas Tech (NU leads 1-0)

11-25-78	H	W	70-59
----------	---	---	-------

Augustana (S.D.) (NU leads 3-0)

12-14-68	H	W	73-56
12-4-69	H	W	75-56
11-26-83	H	W	113-69
Totals			261-181

Baker (NU leads 3-0)

1904-05		W	49-19
2-3-1906	H	W	34-23
2-21-1906	A	W	33-27
Totals			116-69

Ball State (NU trails 1-2)

12-27-80	A	L	62-67
12-19-81	H	W	71-57
11-24-02	N	L	65-73
Totals			191-203

Bellevue (NU leads 1-0)

3-20-1906	A	W	39-27
-----------	---	---	-------

Bethune-Cookman (NU leads 1-0)

12-20-04	H	W	70-26
----------	---	---	-------

Bowling Green (NU leads 2-1)

12-15-90	H	W	99-85
12-7-96	H	W	73-68
1-1-97	N	L	55-58
Totals			227-211

Bradley (NU trails 2-5)

12-30-37	A	L	30-50
12-17-38	H	L	24-39
12-29-45	A	L	33-53
12-12-49	A	L	54-64
12-20-52	A	W	73-65
12-18-54	A	W	93-68
12-18-58	A	L	48-85
Totals			355-424

Brandeis (Omaha) (NU leads 1-0)

1916-17		W	29-11
---------	--	---	-------

Brigham Young (NU trails 1-3)

1-5-31	H	L	44-55
12-17-31	H	L	27-31
12-17-35	H	W	53-34
12-28-35	A	L	39-46
Totals			163-166

Brooklyn (NU leads 2-0)

1-7-87	H	W	62-46
12-21-87	H	W	72-44
Totals			134-90

Brown College "B" (NU leads 1-0)

3-15-1906	H	W	57-12
-----------	---	---	-------

Burgess-Nash (NU leads 1-0)

1-30-16	A	W	24-20
---------	---	---	-------

Butler (NU leads 2-1)

12-30-29	A	L	26-38
2-2-31	H	W	32-14
12-29-86	N	W	67-56
Totals			125-108

California (NU trails 6-7)

1-7-38	H	W	38-32
12-26-38	A	W	46-43
12-27-38	A	L	30-58
1-6-40	H	W	46-32
12-26-40	A	L	24-30
12-11-50	A	L	59-62
12-22-61	A	L	49-50
12-21-64	H	W	87-80
12-22-64	H	W	63-59
12-10-65	A	L	71-87
12-11-65	A	W	70-68
12-21-68	N	L	73-86
12-8-72	N	L	50-75
Totals			706-762

California-Davis (NU leads 1-0)

12-16-77	H	W	69-64
----------	---	---	-------

California-Irvine (Series tied 2-2)

12-1-69	H	W	76-73
12-28-84	N	W	73-67
12-2-85	H	L	80-87
11-28-86	A	L	101-109
Totals			330-336

California Santa Barbara (NU leads 2-0)

12-22-78	N	W	75-55
12-27-02	N	W	60-57
Totals			135-112

Cal State Bakersfield (NU leads 1-0)

12-13-79	H	W	94-80
----------	---	---	-------

Cal State Fullerton (NU leads 1-0)

12-4-67	H	W	111-74
---------	---	---	--------

Camp Funston (NU trails 0-1)

1917-18	H	L	14-43
---------	---	---	-------

Canisius (Series tied 1-1)

12-29-36	A	L	34-39
3-13-85	H	W	79-66
Totals			113-105

Carleton (NU trails 0-2)

1-4-32	H	L	30-40
12-22-32	A	L	19-23
Totals			49-63

Centenary (NU leads 1-0)

11-21-02	N	W	68-45
----------	---	---	-------

Central City (NU leads 1-0)

1-26-07	H	W	40-9
---------	---	---	------

Chaminade (NU leads 2-0)

11-29-87	A	W	76-75
12-28-88	A	W	86-85
Totals			162-160

Charlotte (NU leads 1-0)

3-19-08	H	W	67-48
---------	---	---	-------

College of Charleston (NU leads 1-0)

11-27-94	N	W	74-72
----------	---	---	-------

Cheyenne Business College (NU trails 0-1)

2-7-1903	A	L	28-42
----------	---	---	-------

Chicago Central (NU trails 0-1)

1904-05	A	L	22-59
---------	---	---	-------

Chicago State (NU leads 2-0)

1-16-90	H	W	92-57
12-17-05	H	W	76-65
Totals			168-122

Cincinnati (NU trails 0-3)

12-18-48	A	L	46-64
12-19-60	A	L	60-75
12-31-96	N	L	73-84
Totals			179-223

The Citadel (NU leads 3-0)

12-30-90	A	W	94-80
12-2-91	H	W	84-61
12-7-92	H	W	86-46
Totals			264-187

Colgate (NU leads 3-1)

2-25-21	H	L	15-21
2-26-21	H	W	24-15
12-4-92	H	W	108-76
12-5-98	H	W	60-48
Totals			207-160

Colorado College (NU leads 6-1)

2-4-1903	A	W	39-11
1-14-20	A	W	32-19
1-15-20	A	L	23-25
3-5-20	H	W	23-9
3-6-20	H	W	33-12
1-4-29	A	W	32-24
1-5-29	A	W	48-26
Totals			230-127

Colorado State (NU leads 7-3)

12-23-47	H	W	67-47
12-19-70	H	W	69-65
12-16-72	N	L	51-57
12-22-80	H	W	54-48
12-23-81	A	L	51-58 (OT)
1-4-84	H	W	56-54
1-12-85	A	W	88-78 (2OT)
3-14-96	A	W	91-83
11-25-97	H	W	64-57
12-12-98	A	L	49-75
Totals			640-622

Columbia (NU leads 1-0)

1-2-88	H	W	82-62
--------	---	---	-------

Connecticut (NU trails 0-2)

3-19-92	N	L	65-86
3-21-97	A	L	67-76
Totals			132-162

Coppin State (NU leads 1-0)

12-6-96	H	W	88-72
---------	---	---	-------

Cornell (NU leads 2-0)

12-29-55	N	W	70-69
12-29-82	N	W	66-56
Totals			136-125

Cotner College (NU leads 4-1)

12-12-1908	H	W	28-24
1-7-11	H	L	17-35
1-11-13	H	W	29-18
1-17-14	H	W	56-11
1916-17		W	42-10
Totals			172-98

Creighton (NU leads 24-18)

1922-23	A	L	24-46
1923-24	H	W	25-21
2-28-25	A	W	15-11
1-9-26	A	W	20-15
2-15-26	H	L	11-15
3-4-32			

12-5-81	H	W	86-46	2-10-1909	A	L	12-34
12-4-82	A	W	65-62	2-11-1909	A	L	15-25
12-3-83	H	W	65-56	1-28-10	H	W	40-14
3-15-84	A	W	56-54	1-29-10	H	W	27-6
12-8-84	A	W	78-73	2-8-10	A	W	20-16
12-7-85	H	W	71-52	2-10-10	A	W	22-13
12-6-86	A	L	66-78	1-12-12	H	W	42-24
1-3-87	H	W	70-65 (OT)	1-13-12	H	W	35-13
12-9-87	A	L	73-88	2-21-12	A	W	33-15
11-26-88	H	W	86-77	2-22-12	A	W	46-14
12-14-89	A	L	83-86	1-31-13	H	W	32-7
12-6-90	H	W	97-63	2-1-13	H	W	24-15
12-7-91	A	W	90-85	2-19-13	A	W	21-4
12-10-92	H	W	100-83	2-20-13	A	W	25-11
12-9-93	A	W	67-53	2-13-14	H	W	32-20
12-7-94	H	W	85-57	2-14-14	H	W	31-10
12-6-95	A	W	88-67	2-19-14	A	W	36-17
1-8-97	H	W	71-52	2-10-15	A	W	14-5
12-10-97	A	L	73-84	2-11-15	A	W	23-14
12-9-98	H	W	76-60	2-19-15	H	L	19-20
12-9-99	A	L	72-89	2-20-15	H	W	27-11
1-2-01	H	L	51-62	1-21-16	H	W	41-12
12-12-01	A	L	70-76	1-22-16	H	W	44-16
12-21-02	H	L	73-81	2-23-16	A	W	34-24
12-10-03	A	L	54-61	2-24-16	A	W	40-15
3-16-04	A	W	71-70	1916-17		W	23-13
12-11-04	H	L	48-50	1916-17		W	26-18
12-11-05	A	L	44-70	1917-18	A	W	32-10
11-18-06	H	W	73-61	1917-18	A	W	21-14
11-24-07	A	L	62-74	1-22-19	A	W	34-13
11-29-08	H	W	54-52	1-25-19	A	W	24-14
Totals			2,718-2,532	1-30-19	H	L	15-22
				2-1-19	H	W	19-9
				2-18-22	A	L	32-34

Crete (NU leads 1-0)

1-4-1907	A	W	82-8
----------	---	---	------

Delaware State (NU leads 3-0)

12-29-94	H	W	94-52
12-20-95	H	W	88-41
12-8-03	H	W	68-39
Totals			250-132

Denver (NU leads 6-2)

3-1-1907	H	W	40-13
1-26-35	H	W	34-22
1-7-36	A	L	35-45
12-16-57	H	W	68-63
12-13-60	H	W	77-52
12-15-62	H	L	54-63
11-26-82	H	W	94-58
1-4-02	H	W	79-75 (OT)
Totals			481-391

Denver YMCA (NU leads 1-0)

2-3-1903	A	W	44-29
----------	---	---	-------

DePaul (NU trails 1-4)

3-4-08	A	W	25-18
12-22-33	A	L	13-33
2-24-39	H	L	33-37
12-11-43	A	L	15-55
3-28-83	N	L	58-68
Totals			144-211

Detroit (NU trails 3-4)

12-28-37	A	L	33-34
1-2-40	H	L	46-47
12-29-41	A	L	29-33
1-31-59	H	W	91-77
12-17-60	A	L	62-71
12-22-86	H	W	71-55
12-7-87	A	W	63-58
Totals			332-375

Doane (NU leads 2-0)

1-17-1899	H	W	52-7
1899-00	H	W	57-3
Totals			109-10

Drake (NU leads 43-14)

1-22-1909	H	W	39-30
1-23-1909	H	W	34-12

2-10-1909	A	L	12-34
2-11-1909	A	L	15-25
1-28-10	H	W	40-14
1-29-10	H	W	27-6
2-8-10	A	W	20-16
2-10-10	A	W	22-13
1-12-12	H	W	42-24
1-13-12	H	W	35-13
2-21-12	A	W	33-15
2-22-12	A	W	46-14
1-31-13	H	W	32-7
2-1-13	H	W	24-15
2-19-13	A	W	21-4
2-20-13	A	W	25-11
2-13-14	H	W	32-20
2-14-14	H	W	31-10
2-19-14	A	W	36-17
2-10-15	A	W	14-5
2-11-15	A	W	23-14
2-19-15	H	L	19-20
2-20-15	H	W	27-11
1-21-16	H	W	41-12
1-22-16	H	W	44-16
2-23-16	A	W	34-24
2-24-16	A	W	40-15
1916-17		W	23-13
1916-17		W	26-18
1917-18	A	W	32-10
1917-18	A	W	21-14
1-22-19	A	W	34-13
1-25-19	A	W	24-14
1-30-19	H	L	15-22
2-1-19	H	W	19-9
2-18-22	A	L	32-34
2-28-22	H	L	15-29
1922-23	H	L	18-30
1-25-23	A	L	25-36
1923-24	A	L	15-19
1923-24	H	L	12-25
1-17-25	H	W	20-8
3-2-25	A	L	10-18
2-2-26	A	W	23-21
3-1-26	H	W	22-21
1926-27	H	L	34-35
3-4-27	A	W	46-32
1-14-28	A	L	28-32
2-14-28	H	W	34-27
2-16-29	H	W	37-24
2-23-29	A	W	33-26
1-24-31	H	W	30-25
1-9-32	A	W	33-19
12-9-46	H	W	48-44
1-31-47	A	W	65-44
12-30-87	A	L	68-85
12-23-88	H	W	65-57
Totals			1,715-1,221

Duquesne (NU trails 1-2)

12-20-48	A	L	49-55
12-9-69	H	W	82-77
12-6-71	A	L	53-75
Totals			184-207

Eastern Illinois (NU leads 5-0)

12-3-90	A	W	94-64
1-4-92	H	W	81-68
1-2-93	H	W	70-54
11-23-99	H	W	81-78 (2OT)
11-21-00	H	W	85-71
Totals			411-335

Eastern Michigan (NU leads 1-0)

11-29-03	H	W	67-59
----------	---	---	-------

Eastern Washington (NU leads 4-0)

12-3-79	H	W	82-68
1-14-84	H	W	105-71
12-21-91	H	W	102-67
12-31-02	H	W	63-60
Totals			289-206

Emporia State (NU leads 1-0)	2-4-56	H	W	72-59
------------------------------	--------	---	---	-------

Evansville (Series tied 1-1)

1-3-85	A	L	73-80
1-6-86	H	W	77-70
Totals			150-150

Fairleigh Dickinson (NU leads 1-0)

11-22-03	H	W	80-64
----------	---	---	-------

Florida A&M (NU leads 2-0)

12-20-93	H	W	86-61
1-5-09	H	W	81-56
Totals			167-117

Florida State (NU trails 0-1)

12-31-05	N	L	60-74
----------	---	---	-------

Fond du Lac (NU trails 0-1)

1900-01	A	L	20-32
---------	---	---	-------

Fordham (NU leads 1-0)

12-30-92	N	W	79-55
----------	---	---	-------

Fort Dodge (NU leads 5-1)

1904-05		W	53-27
3-21-1906	A	W	33-23
2-14-1907	A	W	34-22
2-9-14	A	W	38-22
1917-18	H	W	19-16
1917-18	H	L	14-21
Totals			171-132

Fort Dodge Co. G (NU trails 0-1)

1-6-15	A	L	18-23
--------	---	---	-------

Fort Riley (NU leads 1-0)

2-20-1906	A	W	43-13
-----------	---	---	-------

Fresno State (NU leads 2-0)

12-15-51	H	W	72-48
3-22-96	A	W	83-71
Totals			155-119

Furman (NU leads 2-0)

1-4-88	A	W	75-74 (OT)
12-17-88	H	W	69-56
Totals			144-130

Gardner Naval Reserve (NU trails 0-2)

1-21-43	H	L	37-52
2-6-43	N	L	37-43
Totals			74-95

George Washington (NU trails 0-1)

1-2-37	A	L	22-41
--------	---	---	-------

Georgia (Series tied 1-1)

12-20-85	H	L	63-67
3-16-95	H	W	69-61
Totals			132-128

Georgia Southern (NU leads 1-0)

12-1-95	H	W	82-59
---------	---	---	-------

Georgia State (NU leads 2-0)

1-4-73	N	W	63-54
12-11-73	H	W	78-75 (OT)
Totals			141-129

Georgia Tech (NU trails 0-1)

12-28-83	A	L	49-66
----------	---	---	-------

Grambling State (NU leads 2-1)

1-6-88	H	L	68-71 (OT)
12-2-95	H	W	96-80
12-6-97	H	W	85-48
Totals			249-199

Great Lakes (NU trails 0-1)

1-24-42	H	L	40-50
---------	---	---	-------

Greeley HS (NU leads 1-0)	2-6-1903	A	W	25-15
---------------------------	----------	---	---	-------

Grinnell (NU leads 17-7)

2-23-1907	A	L	21-27
3-7-1908	A	L	14-37
1916-17		L	9-22
1-23-19	A	W	24-14
1-24-19	A	L	15-16
3-12-19	H	W	27-15
3-13-19	H	L	21-22
1-14-21	H	W	31-10
1-15-21	H	W	28-15
2-11-21	A	W	31-16
2-12-21	A	W	29-22
1-14-22	H	W	27-17
2-7-22	A	W	28-25
1-27-23	A	W	20-13
1922-23	H	L	17-32
1923-24	A	W	32-19
1923-24	H	W	32-18
2-9-25	H	W	35-27
3-3-25	A	L	21-36
1-16-26	H	W	24-14
1-30-26	A	W	39-18
1926-27	H	W	30-22
2-10-28	A	W	35-22
2-28-28	H	W	35-16
Totals			625-495

Hamline (NU leads 2-0)

1-7-15	A	W	20-9
1916-17		W	15-8
Totals			35-17

Harvard (NU leads 3-0)

12-30-48	N	W	56-54
1-3-53	H		



Hudson College (NU leads 1-0)

2-18-1907 A W 26-25

Idaho (NU trails 3-4)

12-23-49 H W 66-45
 12-17-71 H W 90-49
 1-2-80 A L 55-64
 11-29-80 H L 53-64
 12-5-88 A L 68-83
 12-11-89 H L 72-79
 12-28-90 H W 85-65
 Totals 489-449

Idaho State (NU leads 1-0)

12-3-94 H W 98-72

Illinois (NU trails 2-7)

1-1-21 A W 30-25
 1-3-21 A L 24-26
 12-12-42 A L 27-69
 12-29-44 A L 39-71
 12-20-45 H L 51-62
 12-28-46 A L 37-72
 11-28-75 H L 58-60
 12-11-76 A L 63-67
 11-24-90 N W 100-73
 Totals 429-525

Illinois Wesleyan (NU leads 1-0)

1-4-21 A W 32-1

Independence (NU leads 1-0)

2-22-1906 A W 41-16

Indiana (NU trails 1-8)

2-5-20 H L 20-24
 2-6-20 H W 38-18
 12-23-37 A L 42-43
 12-15-39 H L 39-49
 12-15-41 A L 29-56
 12-30-42 H L 39-40
 12-30-44 A L 42-65
 12-21-74 A L 60-97
 12-30-82 N L 50-67
 Totals 369-449

Iona (NU leads 2-0)

3-21-83 H W 85-73
 12-20-00 N W 81-80
 Totals 166-153

Iowa (NU trails 7-12)

1-28-1907 H W 25-17
 2-22-1907 A L 29-32
 3-6-1908 A L 26-39
 1-25-30 H W 41-26
 12-19-31 A L 29-34
 12-20-34 H L 24-31
 12-30-41 A W 41-34
 12-19-42 H W 52-43
 12-10-43 A L 33-50
 12-16-44 H L 45-61
 12-17-45 A L 35-61
 12-12-53 H W 81-70
 12-6-54 A L 61-84
 12-3-55 A L 51-60
 12-3-56 H W 67-43
 12-5-70 H W 73-71
 12-21-71 A L 77-86
 12-2-75 A L 65-72
 11-27-76 H L 57-71
 Totals 912-985

IPFW (NU leads 3-0)

12-14-02 H W 63-46
 11-26-07 H W 79-62
 12-20-08 H W 75-48
 Totals 217-156

Kansas City YMCA (NU leads 1-0)

1-29-1906 H W 25-24

K.C. Athletic Club (NU trails 2-3)

1-13-1906 H W 33-22
 2-23-1906 A L 21-49
 2-25-1906 A W 26-25
 1923-24 A L 18-27
 1-2-26 A L 20-36
 Totals 118-159

Kent State (NU leads 2-0)

12-5-92 H W 85-61
 12-21-00 N W 69-68
 Totals 154-129

Kentucky (NU trails 1-2)

12-18-40 H W 40-39
 12-16-41 A L 27-42
 12-15-72 A L 60-85
 Totals 127-166

Knox (NU leads 1-0)

2-26-20 A W 31-24 (OT)

La Salle (Series tied 1-1)

12-16-66 N L 76-99
 12-18-71 H W 75-60
 Totals 151-159

Lawrence (NU leads 1-0)

1904-05 W 37-24

Lehigh (NU leads 1-0)

12-4-87 H W 71-66

Lewis (NU trails 0-1)

1904-05 L 32-61

Lincoln High (NU leads 1-0)

1903-04 W 49-26

Lincoln YMCA (NU leads 10-4)

2-2-1897 H W 11-8
 2-23-1897 H W 23-14
 1-8-1898 H L 9-15
 2-1-1898 H L 13-20
 1899-00 H W 39-7
 1900-01 H W 10-8
 2-1-1902 H W 32-30
 12-18-1902 H W 25-18
 1-24-1903 H L 24-35
 2-20-1903 H W 33-20
 1903-1904 W Score NA
 1903-1904 W Score NA
 1903-1904 H W 31-12
 12-17-1908 H L 16-34
 Totals 266-221

Lipscomb (NU leads 2-0)

1-7-03 H W 70-60
 12-22-03 H W 75-52
 Totals 145-112

Long Beach State (NU leads 3-0)

12-6-74 N W 67-55
 1-9-95 A W 82-71
 1-6-96 H W 69-68
 Totals 218-194

Longwood (NU leads 1-0)

11-18-05 H W 80-65

Louisiana State (NU trails 0-1)

12-30-88 N L 87-90

Louisiana Tech (NU leads 1-0)

11-20-05 H W 59-56

Louisville (NU trails 0-2)

12-30-46 A L 53-68
 12-30-79 N L 58-65
 Totals 111-133

Loyola (Ill.) (Series tied 1-1)

12-26-36 A L 35-53
 2-19-38 H W 39-38
 Totals 74-91

Loyola Marymount (NU leads 1-0)

12-12-80 N W 67-66

Lubbock Christian (NU leads 1-0)

11-21-06 H W 65-42

MacMurray (NU leads 1-0)

12-15-73 H W 76-50

Mankato State (NU leads 1-0)

12-22-76 H W 64-61

Marquette (Series tied 4-4)

12-20-33 A L 22-25
 12-14-40 H W 35-20
 12-31-45 A L 36-49
 12-21-57 A L 64-79
 12-8-58 H W 62-60
 3-11-87 H W 78-76
 12-21-04 A L 62-81
 11-30-05 H W 84-74
 Totals 445-464

Marshall (NU trails 0-1)

3-13-67 N L 88-119

Marshfield (NU leads 1-0)

2-19-1907 A W 33-16

Maryland-Baltimore Co. (Series tied 1-1)

1-17-89 H W 86-65
 12-23-08 H L 64-66
 Totals 150-131

Maryland-Eastern Shore (NU leads 2-0)

1-4-08 H W 86-50
 1-3-09 H W 88-56
 Totals 174-106

Memphis (NU trails 0-1)

12-22-54 A L 79-86

Menasha (NU leads 1-0)

1904-05 W 37-19

Mesa (NU leads 1-0)

1-7-83 H W 94-57

Miami (NU leads 3-1)

12-22-51 A L 60-70
 12-18-70 H W 85-58
 12-16-00 N W 72-64
 12-30-06 A W 82-67
 Totals 299-259

Miami (Ohio) (NU leads 2-1)

12-17-62 H W 72-69
 11-27-89 A L 71-91
 12-22-90 H W 88-73
 Totals 231-233

Michigan (NU trails 2-6)

12-29-49 N L 65-67
 12-10-55 A L 71-77
 12-8-56 H W 73-60
 12-7-57 A L 57-81
 12-6-63 A L 55-80
 12-12-64 H W 74-73
 3-6-80 A L 69-76
 12-28-92 N L 73-88
 Totals 537-602

Michigan State (NU trails 6-8)

2-13-20 H W 43-26
 2-14-20 H W 39-20
 12-27-56 N L 65-79

12-20-58 A L 55-80
 12-17-59 H L 80-82 (OT)
 12-20-67 A L 70-74
 12-16-68 H W 73-59
 12-29-83 N L 45-58
 11-30-88 H L 75-77
 11-29-89 A L 69-80
 11-28-90 H W 71-69
 12-4-91 A L 78-101
 12-18-93 A W 85-81
 12-10-94 H W 96-91 (OT)
 Totals 944-977

Middle Tennessee State (NU trails 0-1)

12-8-73 N L 65-76

Millikin (NU trails 0-1)

1-4-35 A L 35-36

Minneapolis YMCA (NU leads 1-0)

1903-04 W 15-10

Minnesota (NU trails 15-48)

2-15-1902 A L 9-52
 3-7-1903 A L 14-41
 1903-1904 L 21-42
 1904-05 W 22-21
 1904-05 W 28-25
 2-15-1907 A L 19-20
 2-16-1907 A L 18-20
 2-28-1908 A L 12-43
 2-29-1908 A L 10-32
 2-5-1909 A L 17-24
 2-6-1909 A L 21-39
 2-19-1909 H L 26-28
 2-20-1909 H L 20-29
 2-18-10 A L 14-33
 2-19-10 A L 9-27
 1-27-11 A L 10-25
 1-28-11 A L 15-40
 1-26-12 A L 15-40
 1-25-13 A L 11-20
 2-6-14 A W 21-16
 2-7-14 A W 14-9
 1-8-15 A L 18-22
 1-9-15 A L 9-23
 12-29-31 A L 24-32
 12-23-32 A L 25-27
 1-2-33 H L 22-32
 1-1-34 A L 16-32
 12-29-34 H W 26-24
 12-20-35 A W 41-24
 12-21-36 H W 29-24
 12-20-37 A L 28-33
 12-21-38 H L 37-66
 12-23-39 A L 37-61
 12-21-40 H L 36-43
 12-27-41 A L 32-56
 12-13-43 A L 21-40
 1-22-44 H L 32-45
 12-22-44 H L 54-55
 12-8-45 A L 30-55
 12-23-46 H L 58-66
 12-13-47 A L 59-63
 12-6-48 H L 52-61
 12-2-50 A L 41-55
 12-8-51 H L 55-63
 12-13-52 A L 62-71
 12-5-53 A L 64-75
 12-13-58 A L 57-78
 12-7-59 H W 76-66
 12-8-76 H L 58-66
 12-19-77 A W 63-49
 11-28-78 H W 58-48
 12-15-79 A L 58-75
 11-26-95 N W 96-85
 12-9-95 A L 80-91
 12-21-96 H L 56-70
 12-13-97 A W 70-66
 12-19-98 H L 51-55
 12-31-99 H W 90-78
 12-28-00 A L (ot) 70-74
 12-22-01 A L 72-81



12-8-02	H	W	80-60
12-29-03	A	W	77-60
12-8-04	H	L	48-57
Totals			2,414-2,933

Minnesota Ag College (NU trails 0-1)
3-6-1903 A L 4-13

Minnesota-Duluth (NU leads 1-0)
12-3-73 H W 77-50

Mississippi (Mississippi leads 2-1)
12-17-77 H W 80-70
12-16-78 N L 67-70
3-24-08 A L 75-85 (ot)
Totals 222-225

Mississippi State (NU trails 0-1)
12-30-95 N L 66-69

Missouri-St. Louis (NU leads 1-0)
12-27-86 H W 89-63

Missouri Southern (NU leads 1-0)
12-2-77 H W 61-54

Missouri Western (NU leads 1-0)
12-20-82 H W 93-43

Monmouth (NU leads 1-0)
12-4-99 H W 63-47

Montana (NU leads 3-2)
12-19-36 H W 53-39
12-6-58 H W 75-43
12-23-59 A L 58-64
12-23-80 H W 69-46
11-29-82 A L 51-61
Totals 306-253

Montana State (NU leads 4-1)
1-11-30 H L 30-61
12-23-77 H W 104-60
12-3-84 H W 86-65
12-14-85 A W 76-59
1-2-05 H W 78-45
Totals 374-290

Morehead State (NU leads 2-0)
12-29-88 N W 81-77
12-2-94 H W 96-55
Totals 177-132

Morgan State (NU leads 1-0)
12-6-04 H W 64-34

Morningside (NU leads 7-0)
1903-04 W 57-27
1-26-11 A W 23-19
1-27-12 A W 62-10
12-17-19 H W 37-14
12-18-19 H W 39-9
2-24-20 A W 44-12
2-25-20 A W 50-13
Totals 312-104

Morrison (NU trails 0-1)
3-5-1908 A L 19-23

Muscatine (NU trails 0-1)
1-11-1908 H L 21-39

Murray State (NU trails 0-2)
11-25-90 N L 79-81
12-30-00 H L 71-79
Totals 150-160

NATTC (NU trails 0-1)
1-15-45 A L 34-57

Navy Pre-Flight (NU trails 0-2)
1-30-45 H L 42-62
2-20-45 A L 41-55
Totals 83-117

Nebraska-Omaha (NU leads 2-0)
1-25-88 H W 96-67
11-14-06 H W 76-62
Totals 172-129

Nebraska Wesleyan (NU leads 20-6)
12-13-1898 H W 37-5
2-2-1899 A W 57-3
1899-00 H W 42-9
1-18-1902 H W 63-14
1903-04 W 47-10
1903-04 L 31-32
1903-04 W 25-9
1904-05 W 32-31
1904-05 W 57-23
1-11-1907 A W 38-26
3-25-1907 H W 59-11
12-18-1907 A W 33-19
3-8-1909 A L 32-62
1-14-11 H W 42-26
1-18-13 H W 39-26
2-7-13 A W 27-20
1-23-14 H W 29-20
1-24-14 H L 18-24
2-5-15 A W 13-9
3-3-15 H L 15-39
2-18-16 A L 19-23
1916-17 W 27-14
1916-17 L 15-18
1917-18 A W 18-10
1917-18 H W 24-14
1922-23 H W 24-22
Totals 863-519

Nevada-Las Vegas (Series tied 1-1)
12-23-78 A L 63-79
3-10-99 H W 68-55
Totals 131-134

Nevada (NU leads 3-1)
12-30-47 A L 58-63
12-14-70 H W 116-71
12-12-77 H W 67-50
3-18-97 A W 78-68
Totals 319-252

New Mexico State (Series tied 1-1)
12-20-75 A W 79-75
3-19-93 N L 79-93
Totals 158-168

New Orleans (NU leads 1-0)
11-22-97 H W 81-66

Niagara (NU leads 2-0)
1-1-38 A W 43-37
3-19-04 H W 78-70
Totals 121-107

Norfolk State (NU leads 1-0)
11-20-07 H W 83-48

North Carolina (NU trails 0-1)
1-6-73 N L 62-79

North Carolina A&T (NU leads 4-0)
11-28-98 H W 65-47
11-20-01 H W 69-57
12-18-04 H W 71-49
12-19-05 H W 107-57
Totals 312-210

North Carolina Central (NU leads 1-0)
12-22-07 H W 71-28

UNC Greensboro (NU leads 2-0)
11-16-97 H W 75-51
11-14-98 H W 79-59
Totals 154-110

UNC Wilmington (NU leads 1-0)
12-5-97 H W 85-68

North Dakota (Series tied 1-1)
12-29-33 A L 22-50
12-22-34 H W 34-21
Totals 56-71

North Dakota State (NU leads 1-0)
12-30-33 A W 32-29

North Texas (NU leads 4-0)
11-24-72 H W 64-46
12-10-74 A W 69-56
12-2-88 H W 90-84
11-29-06 H W 76-57
Totals 299-243

NE Louisiana (NU leads 1-0)
11-25-94 H W 99-77

NE Missouri State (NU leads 3-0)
12-14-73 H W 67-54
12-7-83 H W 82-61
1-11-86 H W 99-56
Totals 248-171

Northeastern Illinois (NU leads 2-0)
12-21-94 H W 101-60
12-18-95 H W 94-76
Totals 195-136

Northern Colorado (NU leads 3-0)
1-2-48 A W 58-54
12-19-49 H W 63-43
1-3-06 H W 60-50
Totals 241-147

Northern Illinois (NU leads 2-1)
1-12-89 H W 71-56
12-5-89 A L 56-65
2-18-91 H W 82-73
Totals 209-194

Northern Iowa (NU leads 13-1)
12-11-48 H W 63-52
12-14-49 H W 60-54
12-19-50 H W 63-55
12-1-51 H W 60-44
12-1-60 H W 78-68
12-10-62 H W 78-59
12-7-70 H W 95-71
12-20-73 H W 73-55
12-29-81 A W 53-42
12-17-83 H W 90-64
12-31-93 H W 70-63
12-22-94 A W 95-88 (OT)
12-16-95 H L 104-109
2-13-97 A W 77-69
Totals 1,056-893

Northern Michigan (NU leads 1-0)
12-15-69 H W 92-68

NW Missouri State (NU leads 10-0)
12-1-48 H W 59-39
12-7-49 H W 58-39
12-4-50 H W 61-39
12-11-51 H W 59-43
1-21-55 H W 74-54
12-1-58 H W 85-44
12-13-76 H W 88-53
12-20-80 H W 79-59
1-7-84 H W 93-67
1-5-87 H W 105-64
Totals 761-501

Northwestern (NU leads 3-1)
12-21-33 A L 22-35
11-29-75 H W 79-68
12-20-76 A W 71-68
11-27-99 N W 61-52
Totals 233-223

Notre Dame (NU leads 5-2)
2-20-20 A W 25-18
2-21-20 H W 31-15
2-18-21 H W 25-18
2-19-21 H W 39-21
12-9-57 A L 56-69
12-14-59 H L 62-70
12-11-61 H W 65-61
Totals 303-262

Ohio (NU leads 3-0)
12-19-57 H W 61-53
12-16-61 H W 81-64
12-3-93 H W 94-68
Totals 236-185

Ohio State (NU trails 2-4)
12-22-36 H W 32-23
12-11-37 A L 31-42
12-30-85 N W 69-66
12-5-87 H L 63-72
12-14-88 A L 76-103
3-20-89 A L 74-85
Totals 345-391

Oklahoma City (Series tied 1-1)
1-18-64 H W 74-65
2-8-66 A L 81-85 (OT)
Totals 155-150

Omaha Alumni (NU leads 3-0)
1-17-13 A W 46-13
1-10-14 A W 44-22
2-17-14 A W 40-19
Totals 130-54

Omaha A.C. (NU leads 2-0)
1-9-20 H W 51-10
1-10-20 H W 26-23
Totals 77-33

Omaha Christian (NU leads 1-0)
1903-04 W 35-26

Omaha YMCA (NU leads 6-3)
1-15-1898 H L 12-16
2-22-1898 A W 10-9
1-20-1899 H W 21-14
1899-00 H W 26-14
1900-01 A W 13-11
1900-01 H W 20-12
1900-01 L 20-28
1904-05 W 24-21
1904-05 L 29-30
Totals 175-155

Old Dominion (NU leads 1-0)
12-30-96 N W 72-66

Oral Roberts (NU leads 2-1)
12-22-99 H W 80-65
11-18-00 A L 83-87
12-8-01 H W 61-55
Totals 223-207

Oregon (NU leads 7-4)
12-22-41 H L 42-49
12-21-53 A L 68-84
12-22-53 A L 72-74
12-2-66 H W 79-56
12-7-69 A W 85-77
12-1-86 H W 76-60
12-12-87 A W 67-62
11-25-95 N W 114-106
12-29-95 N W 99-76



12-9-06	A	L	56-68
12-15-07	*H	W	88-79 (oti)
Totals			846-791

*at Quest Center Omaha

Oregon State (NU trails 3-6)			
12-30-40	A	L	38-61
12-28-45	H	W	48-40
12-19-53	A	L	55-83
12-19-59	A	L	60-63
12-21-59	N	L	65-67
12-7-65	H	W	75-63
12-6-69	A	L	67-79
11-30-96	H	W	75-67
12-13-08	A	L	63-64
Totals			546-578

Ottumwa Navy (NU leads 2-0)			
12-7-46	H	W	65-45
2-1-47	A	W	72-53
Totals			137-98

Pacific (NU leads 3-1)			
12-10-66	H	W	90-78
12-19-75	N	W	85-59
1-4-2000	H	W	92-68
12-29-01	A	L	52-75
Totals			319-280

Pennsylvania (NU trails 0-1)			
3-17-94	N	L	80-90

Penn State (NU trails 1-2)			
12-9-80	H	W	75-50
12-21-81	A	L	58-60
3-21-95	H	L	59-65
Totals			192-175

Pentathlon (NU leads 1-0)			
12-27-44	H	W	54-40

Pepperdine (NU leads 1-0)			
12-2-89	H	W	104-100

Pittsburgh (NU trails 1-3)			
1-4-30	A	L	27-34
12-19-30	H	L	22-23
12-11-99	H	W	69-57
12-2-00	A	L	51-52
Totals			169-166

Port Washington (NU leads 1-0)			
1904-05	W		47-36

Portage Co. F (NU trails 0-2)			
2-20-1907	A	L	23-27
3-2-1908	A	L	16-39
Totals			39-66

Portland (NU leads 2-0)			
12-17-66	N	W	71-69
12-4-93	H	W	111-85
Totals			182-154

Portland State (NU leads 1-0)			
12-1-79	H	W	74-52

Presbyterian (NU leads 1-0)			
11-10-07	H	W	67-52

Princeton (NU leads 1-0)			
12-27-57	N	W	74-64

Purdue (NU trails 2-6)			
12-8-47	H	L	56-60
12-17-48	A	L	47-64
12-17-56	H	W	65-62
12-14-57	H	L	61-70
12-7-63	A	L	75-81
12-5-64	H	W	96-85
12-2-78	H	L	47-58
12-11-79	A	L	56-78
Totals			503-558

Ripon (NU trails 0-1)			
1904-05	L		28-32

Rutgers (NU trails 1-2)			
11-28-99	N	L	62-81
12-2-06	A	L	73-75
12-9-07	H	W	63-51
Totals			198-207

Sacramento State (NU leads 3-0)			
12-13-78	H	W	91-56
1-6-82	H	W	93-61
1-20-93	H	W	86-70
Totals			270-187

Sacred Heart (NU leads 1-0)			
1-24-13	A	W	31-9

Saint Louis (NU leads 4-3)			
12-28-29	A	L	27-37
2-12-30	H	W	45-43
2-10-32	H	L	28-31
3-3-34	H	W	29-25
1-5-35	A	L	28-30
11-23-90	N	W	107-79
11-25-08	H	W	71-57
Totals			335-302

St. Francis (Pa.) (NU leads 1-0)			
1-6-04	H	W	93-49

St. Mary's (Calif.) (Series tied 1-1)			
12-17-46	H	L	54-58
12-10-75	H	W	68-57
Totals			122-115

St. Joseph's (Iowa) (NU leads 3-0)			
1-23-13	A	W	25-11
2-5-14	A	W	48-11
1916-17	W		21-11
Totals			94-33

St. Joseph's (Pa.) (NU leads 1-0)			
3-28-96	N	W	60-56

St. Thomas (Minn.) (NU leads 1-0)			
1916-17	W		23-8

St. Thomas (Pa.) (NU leads 1-0)			
12-30-36	A	W	42-41

Sam Houston State (NU leads 3-1)			
1-5-89	H	W	89-70
1-6-90	H	W	99-91
11-23-91	H	W	91-42
12-15-01	H	L	70-74
Totals			349-277

San Diego State (NU trails 0-1)			
12-3-71	H	L	61-63

San Francisco (NU leads 2-1)			
12-30-86	N	W	66-60
12-27-98	A	W	62-52
12-20-99	H	L	60-64
Totals			188-176

San Jose State (Nebraska leads 3-2)			
12-29-47	A	L	38-39
12-23-71	H	W	80-63
12-17-74	H	L	66-80
12-3-88	H	W	90-76
11-16-08	H	W	63-46
Totals			337-304

Santa Clara (NU trails 1-2)			
1-3-36	A	L	48-61
12-12-50	A	W	53-38
12-29-84	A	L	59-78
Totals			160-177

Savannah State (NU leads 3-0)			
1-2-02	H	W	66-47
1-3-07	H	W	81-53
12-11-07	H	W	82-37
Totals			229-137

Shattuck (NU leads 2-0)			
1904-05	W		44-22
3-22-1906	A	W	59-23
Totals			103-45

Simpson (Series tied 1-1)			
2-18-14	A	L	21-22
1916-17	W		20-13
Totals			41-35

Sioux City YMCA (Series tied 1-1)			
2-17-1902	A	W	42-24
1903-1904	L		14-49
Totals			56-73

Sonoma State (NU leads 1-0)			
1-5-81	H	W	84-49

South Carolina (Series tied 1-1)			
1-6-76	H	W	69-68
1-3-77	A	L	49-54
Totals			118-122

South Carolina State (NU leads 1-0)			
12-30-08	H	W	77-63

South Dakota (NU leads 30-5)			
2-4-11	H	W	30-25
1-23-20	H	W	41-12
1-24-20	H	W	33-12
1-21-21	H	W	39-13
12-18-25	H	L	19-20
12-20-28	H	W	36-25
1-15-29	H	W	46-28
12-13-30	A	W	18-17
12-12-31	H	L	36-41
2-18-33	H	W	34-25
2-3-36	H	W	48-27
12-11-36	A	L	31-33
12-17-37	H	W	44-28
12-10-38	H	W	44-30
12-9-39	H	W	39-15
12-6-40	A	L	39-40
12-12-41	H	W	48-28
12-7-42	A	L	30-40
12-18-43	H	W	41-31
12-11-45	H	W	52-29
12-4-46	H	W	68-37
12-16-47	H	W	65-38
1-29-49	H	W	72-50
1-2-50	H	W	47-40
1-3-51	H	W	74-49
1-26-52	H	W	82-59
12-6-52	H	W	65-53
12-15-53	H	W	70-53
12-11-54	H	W	87-51
12-7-64	H	W	74-63
12-18-65	H	W	77-60
12-5-67	H	W	94-61
1-3-76	H	W	72-59
12-10-77	H	W	74-64
12-1-84	H	W	101-69
Totals			1,870-1,325

South Dakota State (NU leads 10-0)			
1-14-30	H	W	29-27
2-1-46	H	W	52-50
2-4-47	H	W	53-34
2-3-48	H	W	66-56
12-3-49	H	W	61-32
12-2-57	H	W	64-52
11-30-74	H	W	87-72
11-30-79	H	W	100-83
12-7-81	H	W	70-51
12-8-05	H	W	76-67
Totals			658-524

South Florida (Series tied 1-1)			
12-5-02	A	L	60-65
12-6-03	H	W	75-52
Totals			135-117

Southern Colorado (NU leads 1-0)			
11-29-84	H	W	89-67

Southern Illinois (NU leads 2-0)			
11-26-85	H	W	85-50
12-10-86	A	W	87-85
Totals			172-135

Southern Methodist (NU leads 4-2)			
12-19-51	A	L	55-61
12-7-61	H	W	63-60
12-12-70	A	L	75-80
12-11-71	H	W	84-76
12-20-74	N	W	69-67
12-22-00	N	W	72-70
Totals			418-414

Southern Miss (NU trails 0-2)			
3-24-87	N	L	75-82
11-26-99	N	L	48-75
Totals			123-157

Southern Utah (NU leads 3-0)			
11-30-91	A	W	106-101
1-5-93	H	W	100-85
1-5-94	H	W	89-85
Totals			295-271

SE Missouri State (NU leads 2-0)			
1-15-83	H	W	98-46
11-27-05	H	W	69-54
Totals			167-100

SW Missouri State (NU leads 1-0)			
1-15-83	H	W	98-46

SW Texas State (NU leads 1-0)			
12-4-98	H	W	63-54

SW Louisiana (NU trails 0-1)			
12-29-92	N	L	80-109

Springfield (Mass.) (NU leads 1-0)			
12-17-52	H	W	82-73

Stanford (NU trails 3-6)			
1-3-33	H	L	17-21
1-2-35	H	L	31-34
1-4-36	A	L	39-42
1-3-39	A	L	47-56
12-20-39	H	W	48-47
12-27-40	A	L	46-57
12-27-47	A	W	51-47
12-23-61	A	L	59-72
12-20-65	H	W	71-67
Totals			409-443

Stevens Point A.C. (NU trails 0-1)			
1900-01	A	L	13-38

Tampa (NU trails 0-1)			
12-21-51	A	L	76-81

Temple (NU trails 0-1)			
1-1-37	A	L	27-43

Tennessee (NU leads 2-0)			
12-13-03	H	W	77-62
12-30-04	A	W	62-61
Totals			139-123

Tennessee Tech (NU leads 1-0)			
12-14-90	H	W	113-92

Texas-Arlington (NU leads 1-0)			
12-21-92	H	W	116-95



TCU (NU leads 4-2)

12-20-51	A	L	57-58 (OT)
12-11-70	A	W	69-64
12-11-72	H	W	72-58
3-24-83	H	W	67-57
3-15-99	A	L	89-101
11-19-08	A	W	62-50
Totals			416-388

Texas Southern (NU leads 1-0)

11-27-04	H	W	78-58
----------	---	---	-------

Texas-San Antonio (NU leads 5-0)

11-27-93	H	W	96-85
12-3-96	H	W	79-76
11-29-97	H	W	68-59
11-28-01	H	W	81-63
12-1-02	H	W	69-53
Totals			393-336

Toledo (NU leads 3-0)

12-8-90	H	W	105-68
1-2-92	A	W	57-52
11-24-95	N	W	72-59
Totals			234-179

Topeka YMCA (Series tied 1-1)

3-3-1902	A	L	36-52
3-22-1902	H	W	27-13
Totals			63-65

Tulane (NU leads 2-0)

3-17-83	H	W	72-65
3-26-96	N	W	90-78
Totals			162-143

Tulsa (NU trails 0-2)

12-1-97	A	L	68-85
12-1-98	H	L	49-52
Totals			117-137

UCLA (NU trails 2-5)

12-29-38	A	W	35-30
12-30-38	A	L	40-42
12-20-41	H	L	36-42
12-16-55	H	W	71-65
11-30-56	A	L	56-69
12-1-56	A	L	60-78
3-19-85	A	L	63-82
Totals			361-408

UMKC (NU leads 10-1)

12-8-82	H	W	69-50
11-25-89	H	W	91-76
1-9-91	A	W	97-78
1-20-92	H	W	74-71
1-9-93	A	W	66-65
1-5-94	H	W	92-71
1-18-95	A	W	63-60
1-17-96	H	W	87-69
12-11-96	A	W	76-64
12-30-98	A	W	81-65
12-8-00	H	L	71-82
Totals			864-751

USC (NU trails 1-5)

12-21-62	H	L	49-58
12-22-62	H	L	53-55
12-20-63	A	L	73-79
12-21-63	A	L	64-79
11-25-91	H	W	93-84
12-23-92	A	L	64-74
Totals			396-429

Utah (NU trails 1-2)

12-30-35	A	W	48-47
12-27-39	H	L	40-63
12-13-80	A	L	55-52
Totals			143-167

Utah State (NU leads 2-0)

12-7-60	H	W	65-60
3-8-78	H	W	67-66
Totals			132-126

Utah Valley State (NU leads 1-0)

2-1-05	H	W	91-57
--------	---	---	-------

Valparaiso (NU leads 2-0)

2-27-20	A	W	30-17
2-28-20	A	W	35-20
Totals			65-37

Vanderbilt (NU trails 2-4)

12-21-55	H	L	48-66
12-22-56	A	L	54-78
12-7-73	A	L	58-82
12-23-74	H	W	81-66
12-22-75	A	W	68-57
12-30-97	N	L	69-80
Totals			378-429

Villanova (NU trails 0-2)

11-27-87	N	L	53-70
11-19-98	N	L	60-75
Totals			113-145

Virginia (NU leads 1-0)

12-27-97	N	W	80-65
----------	---	---	-------

Virginia Tech (NU trails 0-1)

11-26-94	N	L	81-87
----------	---	---	-------

Wagner (NU leads 1-0)

12-30-89	H	W	88-67
----------	---	---	-------

Washburn (NU leads 1-0)

1-16-1908	A	W	26-25
-----------	---	---	-------

Washington (NU trails 3-6)

12-27-30	A	L	38-41
12-29-30	A	L	24-27
12-30-30	A	L	32-38
12-8-50	A	L	49-54
12-9-50	A	L	53-71
12-6-75	H	L	63-75
11-29-76	A	W	59-58 (OT)
3-21-87	H	W	81-76
3-12-97	H	W	67-63
Totals			466-503

Washington (Mo.) (NU leads 12-6)

1917-18	A	L	17-44
2-7-19	H	W	35-25
2-8-19	H	W	28-13
1-7-22	H	W	31-23
2-25-22	A	W	33-32
1922-23	H	L	32-34
1922-23	A	W	24-22
2-9-24	A	W	32-18
1923-24	H	W	38-17
2-20-25	A	W	24-20
3-5-25	H	L	16-36
2-20-26	H	W	26-20
3-6-26	A	L	14-22
1926-27	A	W	37-20
1926-27	H	W	41-24
12-16-27	A	L	27-28
1-9-28	H	L	19-30
1-11-49	H	W	48-45
Totals			522-473

Washington State (NU leads 6-2)

12-12-66	H	W	100-75
12-13-66	H	W	80-78
12-8-67	A	L	70-93
12-9-67	A	W	91-76
12-22-84	H	L	58-63
12-12-85	A	W	79-72
3-19-96	H	W	82-73
11-21-98	N	W	95-84
Totals			655-614

Weber State (NU leads 1-0)

11-26-96	H	W	83-66
----------	---	---	-------

Wesleyan Auto (NU trails 0-1)

3-5-14	H	L	19-31
--------	---	---	-------

West Virginia (NU trails 0-1)

1-2-30	A	L	19-45
--------	---	---	-------

Western Carolina (NU trails 0-1)

12-3-99	H	L	72-74
---------	---	---	-------

Western Illinois (NU leads 4-0)

12-21-77	H	W	73-72
12-17-94	H	W	69-62
11-19-97	H	W	86-57
12-5-01	H	W	72-53
Totals			300-244

Western Kentucky (NU trails 1-3)

12-31-46	A	L	56-74
3-14-86	N	L	59-67
1-6-07	H	W	82-71
12-5-07	A	L	62-69 (OT)
Totals			269-281

Western Reserve (NU leads 2-0)

12-28-36	A	W	41-35
12-21-48	A	W	83-80
Totals			124-115

Wichita State (NU leads 6-5)

12-12-55	A	L	46-71
12-3-60	H	L	63-65
12-4-61	A	L	49-79
12-10-68	H	W	94-92 (30T)
12-6-69	A	W	81-79 (OT)
12-23-70	A	W	72-71
12-4-71	H	L	61-74
1-7-74	A	L	58-66
12-14-74	H	W	78-65
12-12-92	A	W	71-64
12-11-93	H	W	94-72
Totals			767-798

Winthrop (NU leads 2-0)

11-27-00	H	W	65-44
11-24-01	H	W	73-65
Totals			138-109

Wisconsin (NU leads 10-6)

1903-04	H	W	25-22
2-21-1907	A	L	31-35
3-3-1908	A	L	4-43
1-4-22	A	L	14-27
12-30-39	A	W	53-43
1-4-41	H	L	31-46
12-19-55	A	L	52-71
12-10-56	H	W	53-51
12-1-65	A	W	101-88
11-30-68	H	W	68-55
12-27-79	N	W	83-82 (OT)
12-5-83	A	W	71-69 (20T)
12-12-84	H	W	53-51
12-11-90	A	W	75-63
12-11-91	H	W	86-67
11-22-98	N	L	41-78
Totals			841-891

UW-Green Bay (NU leads 2-0)

1-2-91	A	W	70-63
12-30-91	H	W	76-68
Totals			146-131

UW-Oshkosh (NU leads 1-0)

1-4-80	H	W	96-72
--------	---	---	-------

UW-Stevens Point (NU leads 2-0)

11-30-81	H	W	74-45
1-9-85	H	W	69-62
Totals			143-107

UW-Stout (NU leads 1-0)

11-23-85	H	W	71-53
----------	---	---	-------

UW-Superior (NU trails 0-1)

12-28-31	A	L	34-36
----------	---	---	-------

Wofford (NU leads 1-0)

12-2-01	H	W	65-46
---------	---	---	-------

Wyoming (NU leads 16-10)

1-20-34	H	L	24-33
12-15-34	A	L	23-26
12-27-35	A	W	46-42
1-13-36	H	W	31-22
12-23-38	H	W	38-30
12-5-57	H	W	77-66
12-20-61	A	L	70-71
12-2-63	H	W	79-72
12-3-64	A	L	68-94
12-7-66	A	L	98-102
12-23-67	H	W	82-74
12-1-70	A	W	68-63
12-1-71	H	W	81-63
12-1-72	A	L	59-65
12-1-73	H	W	70-62
11-28-80	H	L	59-62 (OT)
11-27-81	A	L	48-62
12-18-82	H	W	68-57
12-20-83	A	W	67-64
12-10-84	H	W	79-65
11-30-85	A	W	64-53
12-20-86	H	W	62-61
12-19-87	A	L	58-87
1-23-89	H	W	71-58
1-22-90	A	L	65-95
12-20-06	N	W	73-58
Totals			1,628-1,545

Xavier (NU trails 0-2)

3-19-84	A	L	57-58
3-14-91	N	L	84-89
Totals			141-147

Yale (NU leads 1-0)

11-19-05	H	W	73-64
----------	---	---	-------

York College (NU leads 1-0)

1916-17	W		23-14
---------	---	--	-------

Series vs. All Opponents

Opponent	First Mtg.	Last Mtg.	W-L
Air Force	1960	1982	4-1
Alabama	1955	1986	0-2
Alabama A&M	2005	2007	3-0
Alabama State	2008	2008	1-0
Alaska-Fairbanks	2000	2002	1-1
Alcorn State	2007	2007	1-0
Angelo State	1980	1980	1-0
Appalachian State	1993	1995	2-1
Arizona	1961	2000	2-2
Arizona State	1969	2008	3-4
Arkansas	1933	1998	2-6
Arkansas-Little Rock	1987	1987	1-0
Arkansas-Pine Bluff	2004	2008	3-0
Arkansas State	1989	1989	1-0
Arkansas Tech	1979	1979	1-0
Augustana (S.D.)	1969	1984	3-0
Baker	1905	1906	3-0
Ball State	1981	2002	1-2
Baylor	1950	2009	12-8
Bellevue	1906	1906	1-0
Bethune-Cookman	2003	2003	1-0
Bowling Green	1991	1997	2-1
Bradley	1938	1959	2-5
Brandeis (Omaha)	1917	1917	1-0
Bright Young	1931	1936	1-3
Brooklyn	1987	1988	2-0
Brown Coll. "B" Tm.	1906	1906	1-0
Burgess-Nash	1916	1916	1-0
Butler	1930	1987	2-1
California	1938	1973	6-7
California-Davis	1978	1978	1-0
California-Irvine	1970	1987	2-2
California Santa Barbara	1979	2002	2-0
Cal State Bakersfield	1980	1980	1-0
Cal State Fullerton	1968	1968	1-0
Camp Funston	1918	1918	0-1
Canisius	1937	1985	1-1
Carleton	1932	1933	0-2
Centenary	2002	2002	1-0
Central City	1907	1907	1-0
Chaminade	1988	1989	2-0
Charlotte	2008	2008	1-0
College of Charleston	1995	1995	1-0
Cheyenne Business College	1903	1903	0-1
Chicago Central	1905	1905	0-1
Chicago State	1990	2005	2-0
Cincinnati	1949	1997	0-3
The Citadel	1991	1993	3-0
Colgate	1921	1999	3-1
Colorado	1903	2009	76-68
Colorado College	1903	1929	6-1
Colorado State	1947	1999	7-3
Columbia	1988	1988	1-0
Connecticut	1992	1997	0-2
Coppin State	1997	1997	1-0
Cornell (N.Y.)	1956	1983	2-0
Cotner College	1909	1917	4-1
Creighton	1923	2008	24-18
Crete	1907	1907	1-0
Delaware State	1995	2004	3-0
Denver	1907	2003	6-2
Denver YMCA	1903	1903	1-0
DePaul	1908	1983	1-4
Detroit	1938	1988	3-4
Doane	1899	1900	2-0
Drake	1909	1989	43-14
Duquesne	1949	1972	1-2
Eastern Illinois	1991	2001	5-0
Eastern Michigan	2003	2003	1-0
Eastern Washington	1980	2002	4-0
Emporia State	1956	1956	1-0
Evansville	1985	1986	1-1
Fairleigh Dickinson	2003	2003	1-0
Florida A&M	1994	2009	2-0
Florida State	2005	2005	1-0
Fond du Lac	1901	1901	0-1
Fordham	1993	1993	1-0
Fort Dodge	1905	1918	5-1
Fort Dodge Co. G.	1915	1915	0-1
Fort Riley	1906	1906	1-0
Fresno State	1952	1996	2-0
Furman	1988	1989	2-0
Gardner Naval Res.	1943	1943	0-2
George Washington	1937	1937	0-1
Georgia	1986	1995	1-1
Georgia Southern	1996	1996	1-0
Georgia State	1973	1974	2-0
Georgia Tech	1984	1984	0-1
Grambling State	1988	1998	2-1
Great Lakes	1942	1942	0-1
Greeley H.S.	1903	1903	1-0
Grinnell	1907	1928	17-7
Hamline	1915	1917	2-0
Harvard	1949	1990	3-0
Haskell	1902	1903	0-2
Hastings	1920	1920	1-0
Hawaii	1968	2006	2-6
Hawaii-Hilo	1977	1977	0-1
Highland Park	1904	1908	1-2
Hillyard's	1927	1927	0-1
Hofstra	2006	2006	0-1
Houston	1963	2006	1-3
Hudson College	1907	1907	1-0
Idaho	1950	1990	3-4
Idaho State	1995	1995	1-0
Illinois	1921	1991	2-7
Illinois Wesleyan	1921	1921	1-0
Independence College	1906	1906	1-0
Indiana	1920	1983	1-8
Iona	1983	2001	2-0
Iowa	1907	1977	7-12
Iowa State	1909	2009	130-100
IPFW	2002	2008	3-0
Kansas	1900	2009	71-166
Kansas City YMCA	1906	1906	1-0
Kansas State	1908	2009	93-123
K.C. Athletic Club	1906	1926	2-3
Kent State	1993	2001	2-0
Kentucky	1941	1973	1-2
Knox	1920	1920	1-0
La Salle	1967	1972	1-1
Lawrence	1905	1905	1-0
Lehigh	1988	1988	1-0
Lewis	1905	1905	0-1
Lincoln High School	1904	1904	1-0
Lincoln YMCA	1897	1909	10-4
Lipscomb	2002	2003	2-0
Long Beach State	1975	1996	3-0
Longwood	2005	2005	1-0
Louisiana State	1989	1989	0-1
Louisiana Tech	2005	2005	1-0
Louisville	1947	1980	0-2
Loyola (Ill.)	1937	1938	1-1
Loyola Marymount	1981	1981	1-0
Lubbock Christian	2006	2006	1-0
MacMurray	1974	1974	1-0
Mankato State	1977	1977	1-0
Marquette	1934	2005	4-4
Marshall	1967	1967	0-1
Marshfield	1907	1907	1-0
Maryland Baltimore County	1989	2008	1-1
Maryland Eastern Shore	2008	2009	2-0
Memphis	1955	1955	0-1
Menasha	1905	1905	1-0
Mesa	1983	1983	1-0
Miami	1952	2006	3-1
Miami (Ohio)	1963	1991	2-1
Michigan	1950	1993	2-6
Michigan State	1920	1994	6-8
Middle Tenn. State	1974	1974	0-1
Millikin	1935	1935	0-1
Minneapolis YMCA	1904	1904	1-0
Minnesota	1902	2004	15-48
Minnesota Ag Coll.	1903	1903	0-1
Minnesota-Duluth	1974	1974	1-0
Mississippi	1978	2008	1-2
Mississippi State	1996	1996	0-1
Missouri	1908	2009	91-123
Missouri-St. Louis	1987	1987	1-0
Missouri Southern	1978	1978	1-0
Missouri Western	1983	1983	1-0
Monmouth	2000	2000	1-0
Montana	1937	1983	3-2
Montana State	1930	2005	4-1
Morehead State	1989	1995	2-0
Morgan State	2004	2004	1-0
Morningside	1904	1920	7-0
Morrison	1908	1908	0-1
Muscataine	1908	1908	0-1
Murray State	1991	2001	0-2
NATTC	1945	1945	0-1
Navy Pre-Flight	1945	1945	0-2
Nebraska-Omaha	1988	2006	2-0
Nebraska Wesleyan	1899	1923	20-6
Nevada-Las Vegas	1979	1999	1-1
Nevada	1948	1997	3-1
New Mexico	2009	2009	0-1
New Mexico State	1976	1993	1-1
New Orleans	1998	1998	1-0
Niagara	1938	2004	2-0
Norfolk State	2007	2007	1-0
North Carolina	1973	1973	0-1
North Carolina A&T	1999	2005	4-0
North Carolina Central	2007	2007	1-0
UNC Greensboro	1998	1999	2-0
UNC Wilmington	1998	1998	1-0
North Dakota	1934	1935	1-1
North Dakota State	1934	1934	1-0
North Texas	1973	2006	4-0
NE Missouri State	1974	1986	3-0
Northeastern Illinois	1995	1996	2-0
Northern Colorado	1948	2005	3-0
Northern Illinois	1989	1991	2-1
Northern Iowa	1949	1997	13-1
Northern Michigan	1970	1970	1-0
NW Missouri State	1949	1987	10-0
Northwestern	1934	2000	3-1
Notre Dame	1920	1962	5-2
Ohio	1958	1994	3-0
Ohio State	1937	1989	2-4
Oklahoma	1921	2009	81-104
Oklahoma City	1964	1966	1-1
Oklahoma State	1927	2009	62-52
Omaha Alumni	1913	1915	3-0
Omaha Athletic Club	1920	1920	2-0
Omaha Christian	1904	1904	1-0
Omaha YMCA	1898	1905	6-3
Old Dominion	1997	1997	1-0
Oral Roberts	2000	2002	2-1
Oregon	1942	2007	7-4
Oregon State	1941	2008	3-6
Ottumwa Navy	1947	1947	2-0
Pacific	1967	2002	3-1
Penn State	1981	1995	1-2
Pentahlon	1945	1945	1-0
Pepperdine	1990	1990	1-0
Pittsburgh	1930	2001	1-3
Port Washington	1905	1905	1-0
Portage Co. F.	1907	1908	0-2
Portland	1967	1994	2-0
Portland State	1980	1980	1-0
Presbyterian	2007	2007	1-0
Princeton	1958	1958	1-0
Purdue	1948	1980	2-6
Ripon	1905	1905	0-1
Rutgers	2000	2007	1-2
Sacramento State	1979	1993	3-0
Sacred Heart College	1913	1913	1-0
Saint Louis	1930	2008	4-3
St. Francis (Pa.)	2004	2004	1-0
St. Mary's (Calif.)	1947	1976	1-1
St. Joseph's (Iowa)	1913	1917	3-0
St. Joseph's (Pa.)	1996	1996	1-0
St. Thomas (Minn.)	1917	1917	1-0
St. Thomas (Pa.)	1937	1937	1-0



Sam Houston State	1989	2002	3-1
San Diego State	1972	1972	0-1
San Francisco	1987	2000	2-1
San Jose State	1948	2008	3-2
Santa Clara	1936	1985	1-2
Savannah State	2002	2007	3-0
Shattuck	1905	1906	2-0
Simpson	1914	1917	1-1
Sioux City YMCA	1902	1904	1-1
Sonoma State	1981	1981	1-0
South Carolina	1976	1977	1-1
South Carolina State	2008	2008	1-0
South Dakota	1911	1985	30-5
South Dakota State	1930	2005	10-0
South Florida	2002	2003	1-1
Southern Colorado	1985	1985	1-0
Southern Illinois	1986	1987	2-0
Southern Methodist	1952	2001	4-2
Southern Mississippi	1987	2000	0-2
Southern Utah	1992	1994	3-0
SE Missouri State	1983	2005	2-0
SW Missouri State	1983	1983	1-0
Southwest Texas State	1999	1999	1-0
Southwestern La.	1993	1993	0-1
Springfield (Mass.)	1953	1953	1-0
Stanford	1933	1966	3-6
Stevens Point A.C.	1901	1901	0-1
Tampa	1952	1952	0-1
Temple	1937	1937	0-1
Tennessee	2003	2004	2-0
Tennessee Tech	1991	1991	1-0
Texas	1965	2009	5-15
Texas-Arlington	1993	1993	1-0
Texas A&M	1970	2009	11-6
TCU	1952	2008	4-2
Texas-San Antonio	1994	2002	5-0
Texas Southern	2004	2004	1-0
Texas Tech	1956	2009	15-9
Toledo	1991	1996	3-0
Topeka YMCA	1902	1902	1-1
Tulane	1983	1996	2-0
Tulsa	1998	1999	0-2
UAB	1979	2005	2-2
UCLA	1939	1985	2-5
UMKC	1983	2001	10-1
USC	1963	1993	1-5
Utah	1936	1981	1-2
Utah State	1961	1978	2-0
Utah Valley State	2005	2005	1-0
Valparaiso	1920	1920	2-0
Vanderbilt	1956	1998	2-4
Villanova	1988	1999	0-2
Virginia	1998	1998	1-0
Virginia Tech	1995	1995	0-1
Wagner	1990	1990	1-0
Washburn	1908	1908	1-0
Washington	1931	1997	3-6
Washington (Mo.)	1918	1949	12-6
Washington State	1967	1999	6-2
Weber State	1997	1997	1-0
Wesleyan Auto	1914	1914	0-1
West Virginia	1930	1930	0-1
Western Carolina	2000	2000	0-1
Western Illinois	1978	2002	4-0
Western Kentucky	1947	2007	1-3
Western Reserve	1937	1949	2-0
Wichita State	1956	1994	6-5
Winthrop	2000	2002	2-0
Wisconsin	1904	1999	10-6
UW-Green Bay	1991	1992	2-0
UW-Oshkosh	1980	1980	1-0
UW-Stevens Point	1982	1985	2-0
UW-Stout	1986	1986	1-0
UW-Superior	1932	1932	0-1
Wofford	2002	2002	1-0
Wyoming	1934	2006	16-10
Xavier (Ohio)	1984	1991	0-2
Yale	2005	2005	0-1
York College	1917	1917	1-0

NEBRASKA VS. NCAA DIVISION I CONFERENCES

Conference (Number of Teams)	G	W-L	Pct.
America East (9)	2	1-1	.500
Atlantic 10 (14)	20	9-11	.450
Atlantic Coast (12)	8	4-4	.500
Atlantic Sun (12)	3	3-0	1.000
Big East (16)	34	8-26	.235
Big Sky (9)	20	17-3	.850
Big South (9)	2	2-0	1.000
Big Ten (11)	159	51-108	.319
Big West (9)	12	9-3	.750
Colonial Athletic (12)	3	3-0	1.000
Conference USA (12)	22	9-13	.409
Horizon (10)	14	8-6	.571
Ivy (8)	8	8-0	1.000
Metro Atlantic Athletic (10)	6	5-1	.833
Mid-American (13)	22	17-5	.772
Mid-Eastern Athletic (11)	14	14-0	1.000
Missouri Valley (10)	125	86-39	.688
Mountain West (9)	56	35-21	.625
Northeast (11)	4	4-0	1.000
Ohio Valley (11)	11	9-2	.818
Pacific-10 (10)	83	36-47	.434
Patriot League (8)	5	4-1	.800
Southeastern (11)	30	10-20	.333
Southern (12)	14	12-2	.857
Southland (12)	10	9-1	.900
Southwestern Athletic (10)	14	13-1	.929
Summit (10)	28	26-2	.929
Sun Belt (13)	19	14-5	.737
West Coast (8)	12	8-4	.667
Western Athletic (9)	31	17-14	.548
Independents (11)	11	11-0	1.000

NEBRASKA IN EXHIBITION PLAY (45-6)

Season	Opponent	Result.....Score	Season	Opponent	Result.....Score
1966-67	Swedish Nationals	W.....103-78	1996-97	Pella Windows Basketball	W.....82-71
1968-69	Athletes in Action	W.....74-65		Marathon Oil	W.....82-81
1972-73	Yugoslavian Nationals	L.....80-82	1997-98	Pella Windows Basketball	W.....83-63
1978-79	Windsor	W.....113-69		Marathon Oil	W.....87-72
1981-82	Windsor	W.....94-51	1998-99	Pella Windows Basketball	W.....67-61
1982-83	Brandon	W.....96-68		Next Level Sports	W.....86-76
1983-84	Windsor	W.....117-49	1999-2000	Calif. South All-Stars (ot)	W.....107-99
1985-86	Bratislava	W.....101-67		Ural Great-Russia (ot)	L.....98-102
1986-87	Club Bosnia	W.....90-82	2000-01	Global Sports	L.....62-74
1987-88	Czechoslovakia	L.....66-69		Sports Tours Int'l.	W.....89-49
1988-89	Athletes in Action (ot)	L.....102-104	2001-02	Nebraska-Kearney	W.....58-55
	Victoria All-Stars	W.....109-84		Delta Jammers	W.....75-57
1989-90	Brisbane Bullets	W.....76-74	2002-03	EA Sports	W.....63-46
	Athletes in Action	W.....104-90		Sports Tours Int'l.	W.....113-76
1990-91	High Five America	W.....128-89	2003-04	Alaska-Fairbanks	W.....84-53
	Czechoslovakia	W.....92-71		Athletes in Action	W.....78-73
1991-92	Ukraine Nationals	W.....80-71	2004-05	Monterrey Tech	W.....89-48
	High Five America	W.....93-84		Nebraska-Kearney	W.....84-71
1992-93	Cuban Nationals	W.....114-76	2005-06	Nebraska-Omaha	W.....70-65
	Marathon Oil	W.....126-96		Holy Family (Pa.)	W.....76-54
1993-94	Kiev Baskets	W.....122-59	2006-07	Nebraska-Kearney	W.....74-72
	Marathon Oil	W.....109-91		SIU-Edwardsville	L.....50-54
1994-95	USA Verich Repts	W.....117-101	2007-08	Nebraska Wesleyan	W.....70-50
	Russian Red Army	W.....105-83		Wayne State	W.....74-51
1995-96	Spalding Americas	W.....113-68	2008-09	Chadron State	W.....85-54
	Team Pella	W.....97-75			

NEBRASKA

1

2008-09 Season Notes

CORNHUSKERS CAP 2008-09 WITH POSTSEASON BERTH

A stifling defense and close calls defined a season that culminated in a second consecutive postseason appearance for the 2008-09 Nebraska Cornhuskers. While the final result was not what they had set out to achieve nearly six months before, the Huskers still managed to gain respect throughout the Big 12 and the nation after winning 18 games – including eight contests in league play – with the shortest lineup in Division I basketball.

NEBRASKA'S CONSECUTIVE POSTSEASON APPEARANCES

No.	Years	Tournaments
9	1991-99	5 NCAA, 4 NIT
5	1983-87	4 NIT, 1 NCAA
2	2008-09	2 NIT

Nebraska's goal every year is to reach the NCAA Tournament and win games in the postseason. The first part of that objective – getting to the field of 65 – was within reach as late as the final two weeks of the regular season. The Huskers opened Big 12 play with a 4-4 record over the first half of the conference slate and still stood in fifth place in the standings at .500 (6-6) with four games to play. A pair of close losses – by a combined six points – to teams that went on to win games in the postseason put Nebraska two games below even with only two contests to play. But the Huskers, who showed tremendous determination and grit throughout the campaign, pulled it together in the last week, winning each of their last two contests to end the regular season at .500 (8-8) in the league standings for only the third time in the Big 12 era.

2008-09 ACCOMPLISHMENTS

- ✓ Earned postseason appearance (NIT) for fourth time in six years and second straight season under coach Doc Sadler
- ✓ Posted at least 18 wins for second consecutive season
- ✓ Finished year with .500 record (8-8) in Big 12 play for first time since 1998-99
- ✓ Faced 12 teams in the regular season that earned a spot in the 2009 postseason, and collected a 6-10 record
- ✓ Defeated five teams that won at least one postseason game (Missouri, NCAA Elite 8; Texas, NCAA second round; Baylor, NIT runner-up; Creighton, NIT third round; Kansas State, NIT second round)
- ✓ Went 1-3 against ranked teams with win over No. 16 Texas
- ✓ Led Big 12 Conference in scoring defense (overall and league-only games) for second straight season
- ✓ Ade Dagunduro was named third-team All-Big 12 by coaches
- ✓ Dagunduro was named to all-defense team by coaches, while Ryan Anderson (All-Defense), Paul Velander (All-Bench) and Dagunduro (All-Underrated) were honored by the league's sportswriters
- ✓ Coach Doc Sadler set the NU record with 55 wins in his first three seasons
- ✓ Sadler became only the second Husker coach ever with two postseason appearances in first three years at NU

Nebraska's goal every year is to reach the NCAA Tournament and win games in the postseason. The first part of that objective – getting to the field of 65 – was within reach as late as the final two weeks of the regular season.

The Huskers opened Big 12 play with a 4-4 record over the first half of the conference slate and still stood in

For the Huskers, reaching .500 in the Big 12 – the third-highest rated RPI conference in the country – was one achievement to add to their growing list under third-year coach Doc Sadler. Included in Nebraska's expanding resume with the energetic and personable coach on the sideline is back-to-back postseason appearances (the first in a decade), three straight seasons with at least 17 wins (a first to open the tenure of any NU head coach) and a reputation as having one of the toughest defenses in the nation.

That last highlight was the primary reason the Huskers were in nearly every game throughout the season. NU found itself fighting tightly contested games on a regular basis, leading to a 6-6 record in games decided by two possessions or less. While the offense sputtered at times without a go-to scorer, the Huskers compensated with a lock-down defense that led the Big 12 Conference in points allowed for the second straight season. NU finished among the

national top 25 in scoring defense for the second consecutive campaign under Sadler and was among the national leaders in turnover margin, turnovers per game and steals.

Nebraska allowed just 60.4 points per game on the season, the second-fewest at NU in the last half century (since 1959). Even when the competition picked up during the rough and tumble Big 12 season, the Huskers were ready. Facing some of the biggest teams and the nation's premier players on a nightly basis, Nebraska led the Big 12-only scoring chart at 62.4 points per game – finishing as one of only two teams in the Big 12 to allow less than 69 points per contest alongside Kansas.

With a newly acquired confidence that it could compete with any team in the conference, Nebraska finished one game out of fourth place in the regular-season league standings. The Huskers' eight Big 12 victories – their most since 1998-99 – came against a stacked league slate that included a conference-record nine postseason teams, including the Huskers who earned their 22nd all-time postseason invitation.

HUSKERS REACH 18 WINS . . . AGAIN

When the Huskers defeated Baylor on Saturday, March 7, it marked the 23rd time in school history – and second straight season under coach Doc Sadler – that Nebraska reached the 18-win plateau. It was only the fourth time in school history that the Huskers won at least 18 games in consecutive seasons as Nebraska had 20 wins in 2007-08.

The last time NU won 18 or more games in back-to-back campaigns was during a school-record nine-year stretch with at least 18 wins from 1991 to 1999.

Sadler is the only coach in Nebraska history to get his team to 18 wins twice in his first three years on the sideline. In fact, Sadler is the only Husker mentor ever to help his teams win at least 17 games in each of his first three years on the Nebraska bench.

NEBRASKA IMPROVES THREE STRAIGHT SEASONS IN BIG 12

Since the start of the 2007 conference season, only three teams in the Big 12 have improved their win total in league play each of the past three seasons – Nebraska, Oklahoma and Oklahoma State. The Cornhuskers improved from six wins in 2007 to seven victories in 2008 and finally reached the .500 mark with an 8-8 campaign during 2009.

Only once have the Huskers improved their conference win total four straight years, from 1952 to 1955, a mark Nebraska will try to match in 2010.

While the Huskers were hopeful of a little help on the final day of the regular season that could have pushed them as high as sixth in the league standings, Nebraska finished in sole possession of eighth place in the final Big 12 Conference race after a win over Baylor in the regular-season finale.

Despite falling short of an upper-division finish, the win over the Bears still helped Nebraska reach one lofty goal that had not been accomplished in Lincoln in the previous decade. Nebraska ended the regular season with the first .500 mark by the Huskers in Big 12 action since 1999 when NU went 10-6.

It was only the third time in 13 years of Big 12 Conference play that Nebraska ended with at least a .500 record in league play. NU went 10-6 against league foes twice in the first three years after the formation of the league, earning the mark in 1998 and 1999.

The Huskers were one of eight teams in 2009 to record at least eight Big 12 victories. It was the first time in the 13-year history of the league that eight teams have finished .500 or better. Previously, the high was seven teams with at least eight wins in 2004 and 2005.

TRIO OF HUSKERS EARN ACCOLADES

Senior guard Ade Dagunduro led three Huskers who earned postseason accolades as he was selected to the All-Big 12 third team by a vote of the league's head coaches. In addition to being a third-team all-league selection, Dagunduro was also chosen by the coaches as a part of the six-man Big 12 All-Defensive Team.

The honors were the first of Dagunduro's career from the coaches, as he was a Big 12 All-Newcomer Team selection by the sportswriters in 2008. Dagunduro's selection marked the third straight season a Husker was named to one of the coaches' top three all-league teams. He joined Aleks Maric, who was a second-team performer each of his last two seasons under coach Doc Sadler.



Ade Dagunduro earned third-team All-Big 12 honors and was named to the league's all-defensive team as a senior in 2009.



Dagunduro was also selected to the 2009 all-underrated team by a vote of sportswriters who regularly cover the league, while Ryan Anderson and Paul Velandar were also honored for their strong play. Anderson, a 6-4, 205-pounder who normally plays the 4 spot, was chosen to the sports writers' all-defensive team while Velandar, who made only three starts in his 91-game career, was picked as a member of the All-Reserve Team.

HUSKERS EARN SECOND STRAIGHT POSTSEASON BERTH

After finishing the regular season with 18 wins, including eight in Big 12 Conference action, the Huskers made their 22nd all-time postseason appearance (16 NIT, 6 NCAA) with a berth in the National Invitation Tournament. Nebraska fell in the first round for only the third time in its last eight NIT appearances, and now owns a 23-15 all-time record in the NIT, ranking among the national leaders in wins in the oldest postseason tournament.

Nebraska's appearance in the 2009 postseason was its fourth in the past six years, joining NIT appearances in 2004, 2006 and 2008.

The Cornhuskers made their second straight postseason appearance under coach Doc Sadler. It marked the first time NU went to postseason play in consecutive seasons since making nine straight postseason appearances (five NCAA, four NIT) between 1991 and 1999.

HUSKER FOES FARE WELL

The Huskers earned a shot to participate in the postseason by playing well against the top competition in the country. Nebraska played 16 games against 12 teams that reached the 2009 postseason, including two NCAA Elite Eight squads (Missouri and Oklahoma), and teams that reached the finals of NIT (Baylor, runner up) and CBI (Oregon State, runner-up). The Huskers earned victories over six postseason teams, including three that played in the NCAA Tournament and three in the NIT.

Nebraska had wins over five teams that won a game in the postseason, including three teams that won at least two games. Nebraska's best win over a postseason team was its 56-51 victory over NCAA Tournament No. 3 seed and Elite Eight participant Missouri in the Big 12 Conference opener.

The Huskers were 8-8 against the Big 12 Conference, which was rated No. 3 in the Conference RPI. The Big 12 had six teams earn NCAA Tournament bids and three NIT berths. The nine postseason bids for the Big 12 Conference were a league record.

The Huskers also owned non-conference wins over two league champions (Creighton and Alabama State), and topped four non-conference teams with at least 17 wins including Creighton (28-8), Alabama State (22-10), Saint Louis (18-14) and South Carolina State (17-14).

FIGHTING THROUGH CLOSE CALLS

Despite struggling on offense much of the season, Nebraska's defense kept it in nearly every game to the very end, leading to a large number of close calls over the year.

Overall, the Huskers had 12 games decided by six or fewer points with Nebraska holding a 6-6 record. The Huskers had 14 games decided by six or fewer points in coach Doc Sadler's first two seasons combined.

Seven games in 2008-09 were decided by one possession, with the Huskers holding a 3-4 record in games decided by three points or less. Nebraska had just four games decided by one possession in Sadler's first two years.

The last time Nebraska had more than 12 games in a season decided by six or fewer points was 2000-01. Nebraska went 7-9 in those games that year.

SADLER REACHES MILESTONES

The Huskers' win over Texas Tech on the road on Jan. 31, 2009 marked third-year coach Doc Sadler's 50th victory at NU. He finished the year with a 55-40 record at Nebraska, and was the fourth-fastest coach to reach 50 wins in program history. Of the three who reached

Coaching Wins at Nebraska (first three seasons only)

No.	Coach, First Three Years	Wins	Record
1.	Doc Sadler, 2007-present	55	55-39
2.	Moe Iba, 1981-83	53	53-34
3.	Danny Nee, 1987-89	51	51-46

the mark faster at NU, two of those men coached in Lincoln before World War I.

Sadler surpassed Moe Iba's school record for most wins in the first three seasons on the NU sideline when the

Huskers gave Sadler his 54th victory, a 77-61 win over Iowa State at home on March 4.

Sadler joined Danny Nee as the only Nebraska coaches to reach the postseason twice in their first three seasons on the Husker sideline. They are also the only two NU coaches since World War II to post at least one 20-win season in their first three years.

DAGUNDURO PACES HUSKERS

While NU found tough times on offense through much of conference play, one constant during the league season was the play of senior guard Ade Dagunduro.

The Inglewood, Calif., native earned third-team All-Big 12 honors by averaging nearly 15 points per game in league action while helping the Huskers earn eight league wins for the first time since 1999.

Dagunduro helped the Huskers to a second straight postseason berth by averaging 14.8 points per game in league action to rank among the top 12 scorers in the conference. He

posted 237 points in Big 12 play, more than double his total in 16 contests the previous year (93 points, 5.8 ppg). He also ranked in Big 12-only stats in rebounding (17th) and field-goal percentage (4th).

Dagunduro scored at least 16 points in nine games against Big 12 foes in 2009, including a career-high 24 points in a six-point setback against Kansas and again in a 16-point win vs. Iowa State. He also led the team in Big 12 play with 4.8 rebounds per game and was the team leader in league action for field goals (83), field-goal attempts (155), field-goal percentage (53.5), free throws (64), free throw attempts (92) and tied for blocked shots (8). Dagunduro scored in double figures 14 times in 17 games against Big 12 teams in 2009, after posting just four double-figure scoring games against conference teams in his first year.

ANDERSON JOINS ELITE COMPANY

Junior Ryan Anderson joined an elite club as he became just the seventh Husker to record at least 100 3-pointers, 100 assists and 100 steals in a career. He matched the marks previously set by Eric Piatkowski, Tyrone Lue, Erick Strickland, Cookie Belcher, Cary Cochran and Jaron Boone. Through his junior season, Anderson ranks eighth in Nebraska history with 131 3-pointers while his 113 steals rank 15th all-time at NU. He also has 160 career assists.

Entering 2009-10, Anderson will aim to become just the second player in Nebraska history to collect 150 3-pointers, assists and steals. The only Husker to ever reach the marks in his career was 11-year NBA veteran Erick Strickland. Anderson also needs 226 points to join the 1,000-point club at Nebraska.

HUSKERS PUT UP TOP BIG 12 DEFENSE

Nebraska has been one of the top defensive teams in the nation each of the past two seasons under coach Doc Sadler. The Huskers led the Big 12 Conference in scoring defense in 2007-08, allowing just 60.7 points per game to rank 18th nationally before ending the 2009 season holding teams to 60.4 points per game. The average was 22nd nationally.

The Huskers finished first in scoring defense in league play in 2008-09, allowing 62.4 points per game in Big 12-only games. Nebraska was one of only two league teams (also Kansas, 65.4 ppg) that allowed less than 69.0 points per game in Big 12 play.

NU held five teams to 55 or fewer points in Big 12 play, including Missouri (51), Kansas State (51), at Colorado (53), Texas (55) and vs. Colorado (41). NU previously had held four league teams to 55 or fewer points in coach Doc Sadler's first two seasons combined.

Dating to 2008, Nebraska held seven of its last 10 Big 12 Conference foes at the Devaney Center to 57 or fewer points, including three times under 50 points. NU held teams to 55 or fewer points 30 times under coach Doc Sadler in the past three years, including 11 times against league opponents.

HUSKERS HANDLE IT WITH CARE

Nebraska coach Doc Sadler preached the benefits of taking care of the ball, something the Huskers succeeded in doing well throughout 2008-09. NU averaged just 11.5 turnovers per game on the season to rank first in the Big 12 Conference and 18th in the nation. In conference-only games, NU led the league standings for turnovers per game at 11.6 tpg (185 total), joining Texas (11.6 tpg, 186 total) as the only teams to average less than 12 turnovers per game in Big 12 play.

The Huskers' ball-handling was so strong that their 357 turnovers on the year were second in Big 12 Conference season annals. The mark trailed only Nebraska's 312 turnovers in 2001-02.

The Huskers tied an NCAA record when they had zero turnovers in the first half in games against Colorado and Texas A&M. The Huskers tied the school record by committing just three total turnovers against Maryland Eastern Shore. NU equaled the team mark originally set in 2002 at Iowa State.

The Huskers also ranked among the national leaders in turnover margin. Nebraska finished the year with a +5.8 margin to rank second in the Big 12 Conference.

STEALING THE SPOTLIGHT

Nebraska ranked among the national leaders for steals throughout the season, ending the year among the top 40 in the country. The Huskers averaged 8.5 steals per game to rank second in the league. Overall seven Huskers posted at least 23 steals, with four averaging at least 1.0 steal per game.

Ryan Anderson became just the 16th player in Nebraska history to record 100 steals in a career when he picked off one pass against Kansas on Jan. 28. Cookie Miller joined him while becoming the 17th Husker ever with 100 steals when he posted three against Baylor in the first round of the Big 12 Championship.

Miller was just the third Husker ever with at least 100 steals at the end of his sophomore season, joining Husker legends Cookie Belcher and Erick Strickland. Belcher had 162 in his first two years while Strickland had 107.

Overall the Huskers had three players ranked in the top 12 in the Big 12 Conference listing for steals. Along with Anderson and Miller, Steve Harley was second for the Huskers and ranked 11th in the league at 1.5 steals per game (45 total), including ranking sixth in league-only games.

2008-09 Senior Bios

DAGUNDURO'S CAREER STATS

vs. All Opponents

Year	MP	G-GS	FG-FGA	Pct.	3FG-3FGA	Pct.	FT-FTA	Pct.	Rebounds					TP-Avg.		
									O-D	Tot.-Avg.	F	A	TO B S			
2007-08	743	33-32	110-224	.491	16-44	.364	57-94	.606	44-74	118-3.6	89	55	62	11	30	293-8.9
2008-09	800	31-31	143-275	.520	11-32	.344	101-145	.697	57-78	135-4.4	91	44	58	14	39	398-12.8
Totals	1543	64-63	253-499	.507	27-76	.355	158-239	.661	101-152	253-4.0	180	99	120	25	69	691-10.8

Big 12 games

Year	MP	G-GS	FG-FGA	Pct.	3FG-3FGA	Pct.	FT-FTA	Pct.	Rebounds					TP-Avg.		
									O-D	Tot.-Avg.	F	A	TO B S			
2007-08	309	16-15	36-89	.404	2-14	.143	19-39	.487	19-27	46-2.9	45	18	28	4	10	93-5.8
2008-09	439	16-16	83-155	.535	7-17	.412	64-92	.696	32-45	77-4.8	46	24	36	8	18	237-14.8
Totals	748	32-31	119-244	.488	9-31	.290	83-131	.634	51-72	123-3.8	91	42	64	12	28	330-10.3

HARLEY'S CAREER STATS

vs. All Opponents

Year	MP	G-GS	FG-FGA	Pct.	3FG-3FGA	Pct.	FT-FTA	Pct.	Rebounds					TP-Avg.		
									O-D	Tot.-Avg.	F	A	TO B S			
2007-08	843	32-20	105-247	.425	20-49	.408	61-86	.709	13-69	82-2.6	38	47	43	3	34	291-9.1
2008-09	937	31-31	120-291	.412	22-64	.344	53-86	.616	13-82	95-3.1	41	61	44	2	45	315-10.2
Totals	1780	63-51	225-538	.418	42-113	.372	114-172	.663	26-151	177-2.8	79	108	87	5	79	606-9.6

Big 12 games

Year	MP	G-GS	FG-FGA	Pct.	3FG-3FGA	Pct.	FT-FTA	Pct.	Rebounds					TP-Avg.		
									O-D	Tot.-Avg.	F	A	TO B S			
2007-08	465	16-13	67-147	.456	12-25	.480	33-46	.717	4-33	37-2.3	23	22	26	0	18	179-11.2
2008-09	478	16-16	50-140	.357	8-25	.320	11-26	.423	5-44	49-3.1	20	26	23	1	25	119-7.4
Totals	943	32-29	117-287	.408	20-50	.400	44-72	.611	9-77	86-2.7	43	48	49	1	43	298-9.3

KRENK'S CAREER STATS

vs. All Opponents

Year	MP	G-GS	FG-FGA	Pct.	3FG-3FGA	Pct.	FT-FTA	Pct.	Rebounds					TP-Avg.		
									O-D	Tot.-Avg.	F	A	TO B S			
2006-07	34	9-0	0-1	.000	0-2	.000	0-0	.000	0-0	0-0.0	3	1	4	0	3	0-0.0
2007-08	39	10-0	3-7	.429	2-5	.000	0-0	.000	1-3	4-0.4	0	3	5	0	1	8-0.8
2008-09	29	12-1	0-4	.000	0-2	.000	0-0	.000	0-1	1-0.1	4	4	2	0	0	0-0.0
Totals	102	31-1	3-13	.231	2-9	.222	0-0	.000	1-4	5-0.2	7	8	11	0	4	8-0.3

Big 12 games

Year	MP	G-GS	FG-FGA	Pct.	3FG-3FGA	Pct.	FT-FTA	Pct.	Rebounds					TP-Avg.		
									O-D	Tot.-Avg.	F	A	TO B S			
2006-07	4	2-0	0-0	.000	0-0	.000	0-0	.000	0-0	0-0.0	0	0	0	0	0	0-0.0
2007-08	5	3-0	0-1	.000	0-1	.000	0-0	.000	0-0	0-0.0	0	0	2	0	0	0-0.0
2008-09	13	4-1	0-2	.000	0-1	.000	0-0	.000	0-0	0-0.0	0	2	0	0	0	0-0.0
Totals	22	9-1	0-3	.000	0-2	.000	0-0	.000	0-0	0-0.0	0	2	2	0	0	0-0.0

VELANDER'S CAREER STATS

vs. All Opponents

Year	MP	G-GS	FG-FGA	Pct.	3FG-3FGA	Pct.	FT-FTA	Pct.	Rebounds					TP-Avg.		
									O-D	Tot.-Avg.	F	A	TO B S			
2004-05	-- Redshirt --															
2005-06	3	2-0	0-0	.000	0-0	.000	0-0	.000	0-0	0-0.0	0	1	2	0	0	0-0.0
2006-07	396	27-1	33-88	.375	32-85	.376	19-23	.826	4-24	28-1.0	54	19	20	2	19	117-4.3
2007-08	378	31-0	38-101	.376	36-94	.383	18-22	.818	2-19	21-0.7	31	20	8	2	14	130-4.2
2008-09	717	31-2	65-168	.387	60-150	.400	31-38	.816	5-46	51-1.6	66	22	18	1	16	221-7.1
Totals	1494	91-3	136-357	.381	128-329	.389	68-83	.819	11-89	100-1.1	151	62	48	5	49	468-5.1

Big 12 games

Year	MP	G-GS	FG-FGA	Pct.	3FG-3FGA	Pct.	FT-FTA	Pct.	Rebounds					TP-Avg.		
									O-D	Tot.-Avg.	F	A	TO B S			
2004-05	-- Redshirt --															
2005-06	3	2-0	0-0	.000	0-0	.000	0-0	.000	0-0	0-0.0	0	1	2	0	0	0-0.0
2006-07	237	16-1	18-53	.340	17-50	.340	8-10	.800	3-12	15-0.9	28	9	10	2	11	61-3.8
2007-08	169	15-0	17-45	.378	16-42	.381	4-6	.667	0-10	10-0.7	13	5	3	1	6	54-3.6
2008-09	362	16-2	25-72	.347	22-63	.349	18-21	.857	3-21	24-1.5	38	12	13	0	6	90-5.6
Totals	771	49-3	60-170	.353	55-155	.355	30-37	.811	6-43	49-1.0	79	27	28	3	23	205-4.2



ADE DAGUNDURO
Guard | 6-5 | 200
Inglewood, Calif.
Inglewood HS
Antelope Valley College

CAREER HONORS

- 2009 Third-Team All-Big 12 (coaches)
- 2009 Big 12 All-Defensive Team (coaches)
- 2009 Honorable-Mention All-Big 12 (sportswriters)
- 2009 Big 12 All-Underrated Team (sportswriters)
- 2008 Big 12 All-Newcomer Team (sportswriters)
- Big 12 Rookie of the Week (11/17/07)
- Big 12 Commissioner's Honor Roll (fall, 2007)

One of the most athletic guards in the Big 12 Conference, Ade Dagunduro (pronounced ah-*DAY* dah-gun-der-oh) capped his senior campaign by helping Nebraska to consecutive postseason appearances for the first time in a decade. He earned third-team All-Big 12 honors by the league coaches and was an honorable-mention pick by the league's sportswriters. He was also selected to the six-man Big 12 All-Defense Team by the coaches after helping Nebraska lead the league in scoring defense for the second straight season.

Dagunduro provided a greater level of consistency as a senior and finished the year leading NU in scoring (12.8 ppg), rebounding (4.4 rpg), field-goal percentage (52.0) and free throws made (101) and attempted (145). He was also second in blocked shots (14), third in minutes played (25.8 mpg) and fourth in steals (39).

Despite the added attention by league squads, he averaged a team-best 14.8 points and 4.8 rebounds per game while hitting 53.5 percent from the floor, the fourth-best percentage in Big 12 play. Dagunduro reached the 20-point mark five times in his last 18 career games, all against Big 12 competition including a career-high 24 points against Kansas and Iowa State.

Dagunduro's best performance in the non-conference slate came with a 9-of-9 effort from the field for 19 points against UMBC. He tied the school single-game record for field goals made without a miss, and went on to hit 15 straight field goals over three games to set another NU record.

As a junior, he averaged 8.9 points per game while earning Big 12 All-Newcomer accolades.

NEBRASKA CAREER HIGHS

- Points: 24 vs. KU (1/28/09), vs. ISU (3/4/09)
- Rebounds: 9 vs. Texas (2/7/09)
- Field Goals: 10 vs. Kansas (1/28/09)
- Field-Goal Attempts: 16 vs. Kansas (1/28/09)
- Free Throws: 10 at Texas Tech (1/31/09)
- Free Throw Attempts: 10 two times
- 3-point Field Goals: 3 two times
- 3-point Field-Goal Attempts: 4 three times (last 2/24/09)
- Assists: 4 five times (last 1/24/09)
- Steals: 4 vs. SSU (12/11/07), at Missouri (2/14/09)
- Blocks: 2 five times (last 2/18/09)
- Minutes: 39 at Western Kentucky (12/5/07)



STEVE HARLEY

Guard | 5-11 | 180
Temple Hills, Md.
Marriott HS
South Plains (Texas)
College

CAREER HONORS

- 2008 Big 12 All-Newcomer Team (sportswriters)
- Big 12 Commissioner's Honor Roll (fall, 2007)

A mainstay in the Husker lineup throughout his two-year career, Steve Harley finished his stay in Lincoln by helping Nebraska to within one game of an upper-division conference finish while earning consecutive postseason berths.

Harley completed a solid senior campaign by leading the team with 21 double-figure scoring efforts. Despite struggling down the stretch, he still averaged 10.2 points per game to rank second on the squad and lead Nebraska to its first .500 or better Big 12 record (8-8) in conference action in a decade.

Playing on the top defensive team in the Big 12 Conference - NU led the league in scoring defense for the second straight season - Harley tied for the team lead in steals with 45. He ranked among the top 10 in the conference in steals per game, including finishing in the top three in league-only contests.

During non-conference play, Harley easily paced the squad with 13.1 points per game while hitting 46.4 percent from the field. He also connected on 70.0 percent at the charity stripe and added 3.1 rebounds and 2.3 assists per game before league play started.

Harley set a career high with 21 points in a come-from-behind victory over IPFW near the end of non-conference action. In conference play, he scored in double figures seven times, including helping Nebraska to back-to-back league road wins (at Colorado and Texas Tech) for just the fourth time in the Big 12 era.

For his career, he averaged 9.6 points, 2.8 rebounds, 1.7 assists and 1.3 steals per game over 63 contests, including 51 starts. As a junior, he was named to the Big 12 All-Newcomer Team by the sportswriters after gaining 9.1 points per game, including a solid 11.2 points per game in league action. He scored a season-high 20 points to lead the Huskers in an upset of No. 24 Kansas State at home.

NEBRASKA CAREER HIGHS

- Points: 21 vs. IPFW (12/20/08)
- Rebounds: 6 five times (last 2/24/09)
- Field Goals: 9 vs. KSU (2/20/08), vs. IPFW (12/20/08)
- Field-Goal Attempts: 16 vs. Creighton (11/29/08)
- Free Throws: 6 at Creighton (11/24/07)
- Free Throw Attempts: 10 vs. South Carolina St. (12/30/08)
- 3-point Field Goals: 3 two times
- 3-point Field-Goal Attempts: 5 three times (last 12/23/08)
- Assists: 5 at Oregon State (12/13/08)
- Steals: 4 vs. KU (1/28/09), at TTU (1/31/09)
- Blocks: 1 five times (last 2/18/09)
- Minutes: 40 vs. UMBC (12/23/08)



NICK KRENK

Guard | 6-0 | 185
Nebraska City, Neb.
Nebraska City HS

CAREER HONORS

- 2009 Academic All-Big 12 First Team
- 2008 National Association of Basketball Coaches Honors Court
- Big 12 Commissioner's Honor Roll (Fall, 2007, 2008; Spring 2008)

Nick Krenk completed his Nebraska career in 2008-09 after serving in a valuable leadership role on the squad. Krenk's guidance in practice as well as off the court helped push the Huskers to consecutive postseason appearances for the first time in a decade.

Krenk played the largest role of his career as a senior, seeing action in a career-high 12 contests, including four Big 12 Conference games. In his career he played in 31 contests with his lone start coming on Senior Night. He averaged 0.3 points and 0.2 rebounds per game with eight assists and four steals.

Krenk did not play organized basketball during his first two years on campus. After serving as a marketing student assistant in the athletic department for a year, he joined the Nebraska basketball team as a manager for the 2006-07 campaign and, after numerous injuries hit the Huskers, Krenk was asked to participate as a walk-on to add depth at point guard.

Off the court, Krenk was honored as a first-team academic All-Big 12 pick in 2009. He was also a member of the Big 12 Commissioner's Honor Roll six times, and was one of three Huskers to be named to the National Association of Basketball Coaches (NABC) Honors Court following the academic year.

NEBRASKA CAREER HIGHS

- Points: 3 two times (last 12/22/07)
- Rebounds: 1 five times (last 1/5/09)
- Field Goals: 1 three times (last 12/22/07)
- Field-Goal Attempts: 2 vs. Norfolk State (11/20/07)
- Free Throws: None
- Free Throw Attempts: None
- 3-point Field Goals: 1 two times (last 12/22/07)
- 3-point Field-Goal Attempts: 1 seven times (last 3/4/09)
- Assists: 2 vs. Savannah State (12/11/07)
- Steals: 1 four times (last 12/11/07)
- Blocks: None
- Minutes: 13 vs. Nebraska-Omaha (11/14/06)



PAUL VELANDER

Guard | 6-2 | 200
Blacksburg, Va.
Blacksburg HS

CAREER HONORS

- 2009 Jack Moore Award winner as team MVP
- Nebraska Career Top 10 for 3-pointers made (9th, 128) and 3-point percentage (8th, 38.9)
- Nebraska Single-Season Class list (Seniors) with 60 3-pointers (6th)
- 2009 Big 12 All-Bench Team (sportswriters)
- Academic All-Big 12 First Team (2007, 2008, 2009)
- 2008 National Association of Basketball Coaches Honors Court
- Big 12 Commissioner's Honor Roll (Fall, 2006, 2007, 2008; Spring, 2007, 2008)

Paul Velander (pronounced VUH-land-er) was a key component for the Huskers as Nebraska won least 17 games in each of his four seasons on the court, including three postseason appearances. Velander became a lethal long-range option as a senior when he hit 40.0 percent (60-of-150) from beyond the arc to help Nebraska earn an 8-8 record in the Big 12 Conference, the best finish in league play in a decade.

Velander had a career year as a senior, averaging 7.1 points per game while being named to the Big 12 All-Bench Team by the league's sportswriters following the season. He scored 221 points and played 717 minutes as a senior after entering the season with 247 points and 777 minutes played in his first three years combined. He also took 27 charges, nearly an average of one per game, and had half of the team's 54 charges in 31 games.

In his career, Velander played a total of 91 games over four seasons. He made three career starts, including twice as a senior, and averaged 5.1 points per game. He finished ninth in the Nebraska record book for career 3-pointers with 128 and was eighth by hitting 38.9 percent from beyond the arc. Velander was also nearly automatic at the foul line as he hit 81.9 percent (68-of-83) at the stripe in his career.

Velander was only the ninth three-time academic all-league selection in school history. He was also an eight-time Big 12 Commissioner's Honor Roll selection.

NEBRASKA CAREER HIGHS

- Points: 20 two times (last 1/17/09)
- Rebounds: 7 vs. Savannah State (1/3/07)
- Field Goals: 6 vs. Kansas State (1/17/09)
- Field-Goal Attempts: 10 four times (last 3/11/09)
- Free Throws: 6 vs. Oklahoma State (3/5/07)
- Free Throw Attempts: 7 vs. Oklahoma State (3/5/07)
- 3-point Field Goals: 6 vs. Kansas State (1/17/09)
- 3-point Field-Goal Attempts: 10 vs. Kansas State (1/17/09)
- Assists: 3 vs. WKU (1/6/07), at CU (2/4/09)
- Steals: 4 vs. Oklahoma State (3/5/07)
- Blocks: 1 five times (last 12/3/08)
- Minutes: 31 vs. Oklahoma State (1/24/09)

2008-09 Nebraska Statistics

OVERALL (RECORD: 18-13)

##	Player	GP	GS	Min	Avg	TOTAL			3-PTS			FT			REBOUNDS				PF	FO	A	TO	Blk	Stl	Pts	Avg		
						FG	FGA	Pct	3FG	FGA	Pct	FT	FTA	Pct	Off	Def	Tot	Avg										
11	Dagunduro, Ade	31	31	800	25.8	143	275	.520	11	32	.344	101	145	.697	57	78	135	4.4	91	2	44	58	14	39	398	12.8		
4	Harley, Steve	31	31	937	30.2	120	291	.412	22	64	.344	53	86	.616	13	82	95	3.1	41	0	61	44	2	45	315	10.2		
5	Henry, Sek	31	29	787	25.4	84	190	.442	26	76	.342	55	80	.688	19	86	105	3.4	72	1	64	49	8	29	249	8.0		
24	Miller, Cookie	30	22	856	28.5	69	162	.426	23	59	.390	58	71	.817	6	58	64	2.1	50	1	109	59	0	45	219	7.3		
25	Velander, Paul	31	2	717	23.1	65	168	.387	60	150	.400	31	38	.816	5	46	51	1.6	66	0	22	18	1	16	221	7.1		
44	Anderson, Ryan	30	12	720	24.0	72	179	.402	33	97	.340	36	50	.720	22	93	115	3.8	88	2	57	31	3	41	213	7.1		
30	McCray, Toney	30	3	492	16.4	69	152	.454	10	29	.345	24	41	.585	17	66	83	2.8	48	0	19	39	18	24	172	5.7		
3	Richardson, Brandon	27	0	414	15.3	32	80	.400	16	51	.314	32	39	.821	5	29	34	1.3	31	0	24	17	0	25	112	4.1		
32	Balham, Chris	27	23	273	10.1	19	38	.500	0	0	.000	17	26	.654	29	33	62	2.3	33	0	2	19	2	0	55	2.0		
1	Jones, Eshaunte	4	0	46	11.5	2	7	.286	2	5	.400	1	1	1.000	1	4	5	1.3	0	0	1	4	0	0	7	1.8		
15	Edwards, Alonzo	16	1	70	4.4	9	17	.529	3	5	.600	6	13	.462	6	8	14	0.9	15	0	0	7	2	0	27	1.7		
43	Salomon, Cole	16	0	61	3.8	2	8	.250	0	1	.000	4	6	.667	4	5	9	0.6	9	0	2	3	2	1	8	0.5		
35	Nelson, Ben	11	0	23	2.1	0	0	.000	0	0	.000	3	4	.750	1	3	4	0.4	4	0	1	3	0	0	3	0.3		
2	Krenk, Nick	12	1	29	2.4	0	4	.000	0	2	.000	0	0	.000	0	1	1	0.1	4	0	4	2	0	0	0	0.0		
TM	TEAM																											
	Total.....	31						686	1571	.437	206	571	.361	421	600	.702	225	636	861	27.8	553	6	410	357	52	265	1999	64.5
	Opponents.....	31						638	1482	.431	191	563	.339	405	586	.691	312	754	1066	34.4	536	-	339	538	92	159	1872	60.4

BIG 12 (RECORD: 8-8, 8TH PLACE)

##	Player	GP	GS	Min	Avg	TOTAL			3-PTS			FT			REBOUNDS				PF	FO	A	TO	Blk	Stl	Pts	Avg		
						FG	FGA	Pct	3FG	FGA	Pct	FT	FTA	Pct	Off	Def	Tot	Avg										
11	Dagunduro, Ade	16	16	439	27.4	83	155	.535	7	17	.412	64	92	.696	32	45	77	4.8	46	2	24	36	8	18	237	14.8		
24	Miller, Cookie	16	14	489	30.6	42	99	.424	17	39	.436	40	48	.833	5	29	34	2.1	23	0	52	35	0	22	141	8.8		
44	Anderson, Ryan	16	2	400	25.0	43	102	.422	21	58	.362	28	39	.718	11	49	60	3.8	46	1	30	17	0	23	135	8.4		
4	Harley, Steve	16	16	478	29.9	50	140	.357	8	25	.320	11	26	.423	5	44	49	3.1	20	0	26	23	1	25	119	7.4		
5	Henry, Sek	16	15	431	26.9	35	98	.357	12	40	.300	25	36	.694	12	42	54	3.4	31	0	34	27	4	9	107	6.7		
25	Velander, Paul	16	2	362	22.6	25	72	.347	22	63	.349	18	21	.857	3	21	24	1.5	38	0	12	13	0	6	90	5.6		
30	McCray, Toney	15	0	202	13.5	29	64	.453	3	8	.375	9	14	.643	5	27	32	2.1	21	0	9	11	8	6	70	4.7		
3	Richardson, Brandon	12	0	184	15.3	15	40	.375	10	28	.357	15	19	.789	3	19	22	1.8	13	0	8	8	0	8	55	4.6		
32	Balham, Chris	15	14	165	11.0	8	19	.421	0	0	.000	7	10	.700	13	23	36	2.4	22	0	1	7	0	0	23	1.5		
15	Edwards, Alonzo	7	0	15	2.1	3	5	.600	2	2	1.000	0	0	.000	0	2	2	0.3	3	0	0	3	0	0	8	1.1		
43	Salomon, Cole	8	0	42	5.3	2	6	.333	0	1	.000	1	2	.500	4	2	6	0.8	7	0	2	1	2	1	5	0.6		
35	Nelson, Ben	4	0	5	1.3	0	0	.000	0	0	.000	0	0	.000	0	1	1	0.3	0	0	0	0	0	0	0	0.0		
2	Krenk, Nick	4	1	13	3.3	0	2	.000	0	1	.000	0	0	.000	0	0	0	0.0	0	0	2	0	0	0	0	0.0		
TM	TEAM																											
	Total.....	16						335	802	.418	102	282	.362	218	307	.710	115	325	440	27.5	271	3	200	185	23	118	990	61.9
	Opponents.....	16						350	785	.446	105	299	.351	193	296	.652	168	393	561	35.1	273	-	181	257	54	83	998	62.4

FINAL BIG 12 STANDINGS

Team	Conference		Overall		Postseason
	W-L	Pct.	W-L	Pct.	
1. Kansas	14-2	.875	27-8	.771	NCAA Sweet 16
2. Oklahoma	13-3	.812	30-6	.833	NCAA Elite Eight
3. Missouri	12-4	.750	31-7	.816	NCAA Elite Eight
4. Texas A&M	9-7	.562	24-10	.706	NCAA second round
Oklahoma State	9-7	.562	23-12	.657	NCAA second round
Texas	9-7	.562	23-12	.657	NCAA second round
Kansas State	9-7	.562	22-12	.647	NIT second round
8. Nebraska	8-8	.500	18-13	.581	NIT first round
9. Baylor	5-11	.312	24-14	.632	NIT Runner-up
10. Iowa State	4-12	.250	15-17	.469	---
11. Texas Tech	3-13	.188	14-19	.424	---
12. Colorado	1-15	.062	9-22	.290	---

NEBRASKA RECORD BY LINEUP

No.	Starting Lineup	Record
1.	Anderson, Balham, Dagunduro, Harley, Henry	6-1
2.	Anderson, Dagunduro, Edwards, Harley, Miller	1-0
3.	Anderson, Dagunduro, Harley, Henry, Miller	0-2
4.	Dagunduro, Harley, Henry, McCray, Miller	3-0
5.	Balham, Dagunduro, Harley, Henry, Miller	6-10
6.	Anderson, Dagunduro, Harley, Henry, Velander	1-0
7.	Anderson, Dagunduro, Harley, Krenk, Velander	1-0

ALL-BIG 12 TEAM (COACHES)

First Team	Coach
G.....	Sherron Collins, Kansas
F.....	Craig Brackins, Iowa State
F.....	Blake Griffin, Oklahoma
F.....	DeMarre Carroll, Missouri
C.....	Cole Aldrich, Kansas

Second Team

G.....	Denis Clemente, Kansas State
G.....	Willie Warren, Oklahoma
G.....	A.J. Abrams, Texas
G/F.....	James Anderson, Oklahoma State
F.....	Damion James, Texas

Third Team

G.....	Curtis Jerrells, Baylor
G.....	Cory Higgins, Colorado
G.....	Ade Dagunduro, Nebraska
G.....	Byron Eaton, Oklahoma State
G/F.....	Josh Carter, Texas A&M
F.....	Leo Lyons, Missouri

Coach of the Year: Bill Self, Kansas. **Player of the Year:** Blake Griffin, Oklahoma. **Co-Defensive Player of the Year:** Cole Aldrich, Kansas, and J.T. Tiller, Missouri. **Newcomer of the Year:** Denis Clemente, Kansas State. **Freshman of the Year:** Willie Warren, Oklahoma. **Sixth Man of the Year:** Lacedarius Dunn, Baylor and Matt Lawrence, Missouri.

ALL-BIG 12 TEAM (MEDIA)

First Team	Coach
G.....	Sherron Collins, Kansas
F.....	Craig Brackins, Iowa State
F.....	Blake Griffin, Oklahoma
F.....	DeMarre Carroll, Missouri
C.....	Cole Aldrich, Kansas

Second Team

G.....	Denis Clemente, Kansas State
G.....	Willie Warren, Oklahoma
G.....	A.J. Abrams, Texas
G/F.....	James Anderson, Oklahoma State
F.....	Damion James, Texas

Third Team

G.....	Curtis Jerrells, Baylor
G.....	Cory Higgins, Colorado
G.....	Byron Eaton, Oklahoma State
G/F.....	Josh Carter, Texas A&M
F.....	Leo Lyons, Missouri

Honorable Mention: Ade Dagunduro, Nebraska; Jacob Pullen, Kansas State; Chinemelu Elonu, Texas A&M.

Coach of the Year: Bill Self, Kansas. **Player of the Year:** Blake Griffin, Oklahoma. **Newcomer of the Year:** Denis Clemente, Kansas State. **Freshman of the Year:** Willie Warren, Oklahoma.

2008-09 Season Results

GAME-BY-GAME REVIEW

Date	Opponent	Result	Record (B12)	Attendance	-----Nebraska Individual Leaders-----			
					Points	Rebounds	Assists	Steals
11/16	San Jose State	W, 63-46	1-0	9,527	McCray, 17	McCray, 9	Miller, 4	Henry, Richardson, 4
11/19	at TCU	W, 62-50	2-0	3,922	Velder, 11	Anderson, 8	Miller, 4	Anderson, Miller, 2
11/22	Arkansas-Pine Bluff	W, 67-53	3-0	9,578	Harley, 18	Anderson, 6	Henry, 4	Henry, 4
11/25	Saint Louis	W, 71-57	4-0	9,268	Henry, 19	Miller, 4	Henry, 4	Three players, 1
11/29	Creighton	W, 54-52	5-0	13,291	Harley, 18	Harley, 6	Miller, 6	Anderson, Harley, 3
12/3	Alabama State	W, 80-51	6-0	9,558	Harley, 16	Three players, 5	Anderson, 7	McCray, Richardson, 3
12/7	at No. 19 Arizona State	L, 44-64	6-1	7,164	Harley, 11	Dagunduro, 6	Harley, Henry, 3	Dagunduro, 3
12/13	at Oregon State	L, 63-64	6-2	3,359	Dagunduro, 16	McCray, 7	Harley, 5	Dagunduro, 3
12/20	IPFW	W, 75-48	7-2	8,119	Harley, 21	Dagunduro, 5	Miller, 6	Miller, 4
12/23	UMBC	L, 64-66	7-3	8,293	Dagunduro, 19	Harley, 5	Anderson, 4	Anderson, 3
12/30	South Carolina State	W, 77-63	8-3	8,661	Henry, 18	Balham, 7	Miller, 5	Three players, 2
1/3	Maryland Eastern Shore	W, 88-56	9-3	9,578	Dagunduro, 18	Henry, 5	Harley, Miller, 5	McCray, 4
1/5	Florida A&M	W, 81-56	10-3	8,040	Henry, 19	Balham, 8	Miller, 6	Three players, 2
1/10	Missouri*	W, 56-51	11-3 (1-0)	11,570	Dagunduro, 20	Anderson, 10	Henry, Miller, 3	Dagunduro, 3
1/14	at Iowa State*	L, 53-65	11-4 (1-1)	10,639	Dagunduro, 13	Dagunduro, Harley, 5	Henry, Miller, 4	Harley, Miller, 3
1/17	Kansas State*	W, 73-51	12-4 (2-1)	11,091	Velder, 20	Anderson, 5	Harley, 4	Anderson, 5
1/20	at No. 6/5 Oklahoma*	L, 61-72	12-5 (2-2)	11,261	Anderson, 19	Anderson, 7	Miller, 7	Four players, 1
1/24	Oklahoma State*	L, 74-76 (ot)	12-6 (2-3)	11,287	Miller, 19	Anderson, 8	Dagunduro, Miller, 4	Anderson, 4
1/28	Kansas*	L, 62-68	12-7 (2-4)	12,487	Dagunduro, 24	Dagunduro, 5	Miller, 3	Harley, 4
1/31	at Texas Tech*	W, 82-69	13-7 (3-4)	10,371	Dagunduro, 20	Balham, Dagunduro, 6	Miller, 5	Miller, 5
2/4	at Colorado*	W, 55-53	14-7 (4-4)	4,344	Anderson, Harley, 12	Harley, 6	Henry, 4	Miller, 2
2/7	No. 16/17 Texas*	W, 58-55	15-7 (5-4)	12,231	Dagunduro, 17	Dagunduro, 9	Four players, 2	Harley, 3
2/14	at No. 17/19 Missouri*	L, 47-70	15-8 (5-5)	15,061	Richardson, 12	Balham, Dagunduro, 7	Richardson, 2	Dagunduro, 4
2/18	Colorado*	W, 46-41	16-8 (6-5)	10,425	Dagunduro, 18	Dagunduro, 6	Anderson, 5	Harley, 3
2/21	at No. 15/18 Kansas*	L, 53-70	16-9 (6-6)	16,300	Dagunduro, 13	Henry, 7	Miller, 6	Anderson, 2
2/24	Texas A&M*	L, 55-57	16-10 (6-7)	10,318	Dagunduro, 16	Harley, 6	Three players, 2	Henry, Richardson, 2
2/28	at Kansas State*	L, 72-77	16-11 (6-8)	12,528	Anderson, 19	Dagunduro, 7	Miller, 7	Three players, 1
3/4	Iowa State*	W, 77-61	17-11 (7-8)	11,186	Dagunduro, 24	Henry, 9	Henry, 4	Anderson, Richardson, 2
3/7	at Baylor*	W, 66-62	18-11 (8-8)	6,346	McCray, 18	Miller, 5	Anderson, 5	Anderson, McCray, 2
3/11	vs. Baylor#	L, 49-65	18-12	15,413	Dagunduro, 21	Dagunduro, 6	Four players, 2	Dagunduro, Miller, 3
3/17	at New Mexico\$	L, 71-83	18-13	7,974	Henry, 13	Dagunduro, 5	Miller, 4	Velder, 3

* -- Big 12 game # -- Phillips 66 Big 12 Championship at Ford Center (Oklahoma City, Okla.) \$ -- National Invitation Tournament

MISCELLANEOUS REVIEW

Nebraska Record When:	All	Home	Away
Ahead at Halftime	15-4	11-2	4-2
Behind at Halftime	3-9	3-2	0-7
Tied at Halftime	0-0	0-0	0-0
Bench Outscores Opponent's	17-10	13-3	4-7
Opponent Bench Outscores NU	1-2	1-1	0-1
Bench scoring is even	0-1	0-0	0-1
Shooting 50% or Better	8-0	7-0	1-0
Shooting Under 50%	10-13	7-4	3-9
Opp. Shoots 50% or Better	0-5	0-3	0-2
Opp. Shoots Under 50%	18-8	14-1	4-7
Outshooting Opponent (pct.)	15-2	11-0	4-2
Outshot by Opponent (pct.)	3-11	3-4	0-7
Shooting is even	0-0	0-0	0-0
Outrebounding Opponent	6-1	4-0	2-1
Outrebounded by Opponent	12-12	10-4	2-8
Rebounds are Even	0-0	0-0	0-0
Committing More TOs than Opp.	1-3	0-0	1-3
Committing Fewer TOs than Opp.	17-9	14-4	3-5
Turnovers are Even	0-1	0-0	0-1
Leading with 5:00 left	18-2	14-2	4-0
Trailing with 5:00 left	0-10	0-2	0-8
Tied with 5:00 left	0-1	0-0	0-1
In Overtime	0-1	0-1	0-0
Scoring 80 or more points	4-0	3-0	1-0
Scoring 79 or fewer points	14-13	11-4	3-9
Allowing 80 or more points	0-1	0-0	0-1
Allowing 79 or fewer points	18-12	14-4	4-8

HOME/AWAY/NEUTRAL STATISTICS

Field-Goal Percentage by Site:
 NU H (BDSC) -- 426-917 = 46.5 A -- 260-654 = 39.8
 OPP A -- 282-638 = 44.2 H (BDSC) -- 356-844 = 42.2

Free-Throw Percentage by Site:
 NU H (BDSC) -- 245-358 = 68.4 A -- 176-242 = 72.7
 OPP A -- 205-291 = 70.5 H (BDSC) -- 200-295 = 67.8

NU Average at home: 67.8 ppg (1,221)
Opp. Average at home: 56.0 ppg (1,008)

NU Average on Road/Neutral: 59.8 (778)
Opp. Average on Road/Neutral: 66.5 (864)

ATTENDANCE*

	G	W-L	Total	Avg.	High
Home	18	14-4	185,153	10,286	13,291 vs. Creighton
Big 12	8	5-3	91,240	11,405	12,487 vs. Kansas
Away	12	4-8	109,269	9,106	16,300 at Kansas
Big 12	8	3-5	86,850	10,856	16,300 at Kansas
Neutral	1	0-1	15,413	15,413	15,413 vs. Baylor
Totals	31	18-13	309,834	9,994	16,300 at Kansas
Big 12	16	8-8	178,100	11,131	16,300 at Kansas

*Tickets distributed are used for official NCAA attendance totals.

Actual home attendance totals were:

18 games; 146,964 total; 8,164 average; high of 12,008 vs. Creighton
 8 Big 12 games; 81,744 total; 10,218 average; high of 11,671 vs. Texas

Game-by-Game Comparison

Team	FG-FGA	Pct.	3FG-3FGA	Pct.	FT-FTA	Pct.	O-D	Reb.	PF	A	TO	B	S	Pts.	W/L
San Jose State	18-50	.360	3-16	.188	7-11	.636	7-31	38	19	8	25	6	7	46	
at Nebraska	23-64	.359	8-21	.381	9-18	.500	14-28	42 (+4)	16	13	16	4	16	63	W
at TCU	10-37	.270	3-19	.158	27-38	.711	8-22	30	21	6	14	1	2	50	
Nebraska	19-44	.432	8-18	.444	16-21	.762	6-25	31 (+1)	26	11	12	0	9	62	W
Arkansas-Pine Bluff	20-43	.465	2-12	.167	11-18	.611	8-25	33	19	7	23	5	7	53	
at Nebraska	22-48	.458	5-17	.294	18-27	.667	7-20	27 (-6)	21	14	14	2	11	67	W
Saint Louis	20-48	.417	6-19	.316	11-13	.846	12-16	28	17	14	13	0	2	57	
at Nebraska	26-44	.591	5-14	.357	14-16	.875	3-17	20 (-8)	14	11	6	2	3	71	W
Creighton	17-48	.354	7-19	.368	11-13	.846	14-25	39	17	5	24	6	7	52	
at Nebraska	20-50	.400	5-17	.294	9-13	.692	8-19	27 (-12)	19	10	16	6	12	54	W
Alabama State	18-50	.360	5-20	.250	10-17	.588	8-20	28	9	8	13	2	6	51	
at Nebraska	30-58	.517	14-25	.560	6-6	1.000	8-27	35 (+7)	17	23	11	5	8	80	W
at No. 19 Arizona State	19-46	.413	9-24	.375	17-22	.773	7-30	37	9	13	12	3	6	64	
Nebraska	13-45	.289	8-22	.364	10-13	.769	3-22	25 (-12)	19	11	14	1	8	44	L
at Oregon State	18-46	.391	7-24	.292	21-26	.808	14-26	40	15	12	24	1	3	64	
Nebraska	22-53	.415	5-18	.278	14-18	.778	7-18	25 (-15)	22	12	11	1	9	63	L
IPFW	15-44	.341	6-17	.353	12-18	.667	11-20	31	23	7	24	2	6	48	
at Nebraska	29-46	.609	8-15	.533	11-20	.550	5-21	26 (-5)	17	17	15	1	12	75	W
UMBC	24-42	.571	3-5	.600	15-18	.833	5-27	32	19	16	18	2	6	66	
at Nebraska	22-45	.489	6-18	.333	14-25	.560	4-15	19 (-13)	20	13	12	2	8	64	L
South Carolina State	23-54	.426	3-12	.250	14-22	.636	13-26	39	25	14	21	1	7	63	
at Nebraska	25-54	.463	5-20	.250	22-35	.629	11-24	35 (-4)	23	15	11	0	8	77	W
Maryland Eastern Shore	19-46	.413	5-21	.238	13-16	.813	10-13	23	22	8	16	2	3	56	
at Nebraska	33-54	.611	5-15	.333	17-25	.680	11-19	30 (+7)	13	18	3	0	12	88	W
Florida A&M	20-53	.377	12-24	.500	4-4	1.000	7-16	23	16	14	14	3	7	56	
at Nebraska	30-53	.566	10-21	.476	11-18	.611	11-26	37 (+14)	8	18	12	4	9	81	W
Missouri	18-47	.383	5-21	.238	10-18	.556	11-24	35	24	10	16	2	6	51	
at Nebraska	17-44	.386	4-13	.308	18-25	.720	6-24	30 (-5)	16	8	11	2	5	56	W
at Iowa State	23-50	.460	9-20	.450	10-12	.833	8-34	42	11	18	17	6	5	65	
Nebraska	20-58	.345	6-19	.316	7-10	.700	7-21	28 (-14)	13	12	11	2	11	53	L
Kansas State	17-41	.415	3-13	.231	14-22	.636	13-20	33	19	5	25	4	6	51	
at Nebraska	24-48	.500	10-18	.556	15-18	.833	6-16	22 (-11)	20	15	15	1	9	73	W
at No. 6/5 Oklahoma	25-54	.463	9-25	.360	13-21	.619	9-30	39	11	17	7	6	4	72	
Nebraska	24-59	.407	8-23	.348	5-14	.357	10-26	36 (-3)	18	14	7	0	4	61	L
Oklahoma State	29-53	.547	5-17	.294	13-19	.684	8-27	35	24	9	18	2	10	76	
at Nebraska	20-51	.392	7-21	.333	27-31	.871	8-18	26 (-9)	18	11	14	0	9	74	L
Kansas	22-39	.564	5-10	.500	19-27	.704	10-28	38	16	11	21	2	4	68	
at Nebraska	24-60	.400	7-24	.292	7-14	.500	13-9	22 (-16)	19	13	8	3	9	62	L
at Texas Tech	22-51	.431	9-21	.429	16-26	.615	12-20	32	21	16	20	2	4	69	
Nebraska	27-49	.551	5-11	.455	23-30	.767	3-24	27 (-5)	22	14	11	0	13	82	W
at Colorado	20-44	.455	7-18	.389	6-7	.857	2-20	22	20	11	13	4	5	53	
Nebraska	18-38	.474	6-16	.375	13-24	.542	7-23	30 (+8)	15	15	18	3	5	55	W
No. 16/17 Texas	19-49	.388	7-20	.350	10-14	.714	12-22	34	17	8	16	5	4	55	
at Nebraska	19-50	.380	7-14	.500	13-19	.684	11-19	30 (-4)	15	10	10	0	8	58	W
at No. 17/19 Missouri	25-59	.424	9-25	.360	11-17	.647	12-24	36	18	18	13	6	11	70	
Nebraska	14-49	.286	6-20	.300	13-20	.650	11-27	38 (+2)	16	8	20	1	9	47	L
Colorado	13-42	.310	6-17	.353	9-11	.818	9-26	35	15	3	16	2	2	41	
at Nebraska	16-46	.348	4-15	.267	10-13	.769	6-19	25 (-10)	12	11	6	6	8	46	W
at No. 15/18 Kansas	27-57	.474	6-18	.333	10-18	.556	15-31	46	11	14	15	6	4	70	
Nebraska	21-55	.382	5-18	.278	6-10	.600	4-20	24 (-22)	18	15	10	1	5	53	L
Texas A&M	23-52	.442	8-20	.400	3-10	.300	11-26	37	9	10	15	3	4	57	
at Nebraska	21-53	.396	6-17	.353	7-9	.778	5-22	27 (-10)	11	10	8	1	6	55	L
at Kansas State	24-53	.453	4-15	.267	25-37	.676	21-15	36	20	14	12	2	7	77	
Nebraska	24-49	.490	6-16	.375	18-22	.818	11-14	25 (-11)	25	14	17	0	3	72	L
Iowa State	21-43	.488	5-15	.333	14-24	.583	7-24	31	18	9	17	1	2	61	
at Nebraska	26-50	.520	8-16	.500	17-26	.654	5-20	25 (-6)	18	16	7	1	8	77	W
at Baylor	22-51	.431	8-24	.333	10-13	.769	8-23	31	19	8	16	1	5	62	
Nebraska	20-44	.455	7-22	.318	19-22	.864	2-23	25 (-6)	15	14	12	2	6	66	W
vs. Baylor	23-43	.535	7-17	.412	12-19	.632	12-31	43	10	10	21	2	3	65	
Nebraska	17-54	.315	5-24	.208	10-10	1.000	6-12	18 (-25)	20	12	8	0	1	49	L
at New Mexico	24-47	.511	8-15	.533	27-35	.771	8-33	41	22	16	19	2	4	83	
Nebraska	21-57	.368	7-24	.292	22-28	.786	6-18	24 (-17)	27	12	11	1	11	71	L

HUSKER WON/LOSS MARGINS

	1	2	3	4	5	6	7	8	9	10	11	12	13	14	15	16	17	18	19	20	+20
Husker Wins	0	2	1	1	2	0	0	0	0	0	0	1	1	3	0	1	1	0	0	0	5
Husker Losses	1	3	0	0	1	1	0	0	0	0	1	2	0	0	0	1	1	0	0	1	1

Season Highs and Lows

2008-09 INDIVIDUAL SUPERLATIVES

NEBRASKA INDIVIDUAL GAME HIGHS

Points	24	Dagunduro, Ade vs Iowa State (3/4/09)
	24	Dagunduro, Ade vs Kansas (1/28/09)
	21	Dagunduro, Ade vs Baylor (3/11/09)
	21	Harley, Steve vs IPFW (12/20/08)
Field Goals Made	10	Dagunduro, Ade vs Kansas (1/28/09)
	9	Four times
Field Goal Att.	16	Three times
FG Pct (min 5 made)	1.000 (9-9)	Dagunduro, Ade vs UMBC (12/23/08)
	.889 (8-9)	Dagunduro, Ade vs UMES (1/3/09)
3-Point FG Made	6	Velander, Paul vs Kansas State (1/17/09)
	4	Three times
3-Point FG Att.	12	Anderson, Ryan at Oklahoma (1/21/09)
	10	Velander, Paul vs Kansas State (1/17/09)
3-Pt FG Pct (min 2 made)	1.000 (3-3)	Miller, Cookie vs Kansas State (1/17/09)
	1.000 (3-3)	Henry, Sek vs Alabama State (12/3/08)
Free Throws Made	10	Dagunduro, Ade at Texas Tech (1/31/09)
	9	Miller, Cookie vs Oklahoma State (1/24/09)
Free Throw Att.	10	Three times
FT Pct (min 3 made)	1.000 (10-10)	Dagunduro, Ade at Texas Tech (1/31/09)
	1.000 (7-7)	Henry, Sek at New Mexico (03/17/09)
Rebounds	10	Anderson, Ryan vs Missouri (1/10/09)
	9	Three times
Assists	7	Three times
Steals	5	Miller, Cookie at Texas Tech (1/31/09)
	5	Anderson, Ryan vs Kansas State (1/17/09)
Blocked Shots	3	McCray, Toney vs Creighton (11/29/08)
	2	Six times
Turnovers	5	Four times
Fouls	5	Six times

OPPONENT INDIVIDUAL GAME HIGHS

Points	28	Faris, Daniel at New Mexico (03/17/09)
	27	Griffin, Blake at Oklahoma (1/21/09)
	25	Brackins, Craig vs Iowa State (3/4/09)
Field Goals Made	11	Griffin, Blake at Oklahoma (1/21/09)
	10	Two times
Field Goal Att.	17	Three times
FG Pct (min 5 made)	1.000 (5-5)	Lomers, Josh vs Baylor (3/11/09)
	.857 (6-7)	Conklin, Brian vs Saint Louis (11/25/08)
3-Point FG Made	6	Two times
3-Point FG Att.	12	Staiger, Lucca at Iowa State (1/14/09)
	9	Dunn, LaceDarius vs Baylor (3/11/09)
	9	Staiger, Lucca vs Iowa State (3/4/09)
3-Pt FG Pct (min 2 made)	1.000 (3-3)	Three times
	1.000 (2-2)	Two times
Free Throws Made	13	Lanford, Kevin at TCU (11/19/08)
	9	Two times
Free Throw Att.	18	Langford, Kevin at TCU (11/19/08)
	11	Deane, Daniel at Oregon State (12/13/08)
FT Pct (min 3 made)	1.000 (9-9)	Pullen, Jacob at Kansas State (2/28/09)
	1.000 (8-8)	Danridge, Tony at New Mexico (03/17/09)
Rebounds	20	Rogers, Kevin vs Baylor (3/11/09)
	18	Griffin, Blake at Oklahoma (1/21/09)
Assists	9	Two times
Steals	4	Eaton, Byron vs Oklahoma State (1/24/09)
	3	Four times
Blocked Shots	4	Lawson Jr., Kenny vs Creighton (11/29/08)
	4	Oakes, Chris vs San Jose State (11/16/08)
Turnovers	10	Graham, Justin vs San Jose State (11/16/08)
	7	Garrett, Diante at Iowa State (1/14/09)
Fouls	5	Eleven times

MISCELLANEOUS STREAKS

Biggest margin of victory	32 vs. Maryland Eastern Shore (1/3)
Biggest margin of defeat	23 at No. 17 Missouri (2/14)
Largest deficit overcome in win	13 vs. Creighton (11/29)
Largest halftime deficit overcome in win	13 vs. Creighton (11/29)
Largest lead surrendered in loss	18 vs. Texas A&M (2/24)
Largest halftime lead surrendered in loss	13 vs. Texas A&M (2/24)
Largest lead at any time	40 vs. Alabama State in 2nd period (12/3)
Largest deficit at any time	28 at No. 17 Missouri (2/14)
Largest runs without opponent scoring	17-0 vs. San Jose State in 2nd period (11/16)
Largest opponent run without NU scoring	13-0 at No. 19 Arizona State from 1st to 2nd half (12/7);
	13-0 vs. UMBC in first half (12/23); 13-0 at Iowa State in first half (1/14)

2008-09 TEAM SUPERLATIVES

NEBRASKA TEAM GAME HIGHS

Points	88	MARYLAND EASTERN SHORE (1/3/09)
Field Goals Made	33	MARYLAND EASTERN SHORE (1/3/09)
Field Goals Attempted	64	SAN JOSE STATE (11/16/08)
Field Goal Percentage	.611 (33-54)	MARYLAND EASTERN SHORE (1/3/09)
3-pt. Field Goals Made	14	ALABAMA STATE (12/3/08)
3-pt. Field Goals Attempted	25	ALABAMA STATE (12/3/08)
3-pt. Field Goal Percentage	.560 (14-25)	ALABAMA STATE (12/3/08)
Free Throws Made	27	OKLAHOMA STATE (1/24/09)
Free Throws Attempted	35	SOUTH CAROLINA STATE (12/30/08)
Free Throw Percentage	1.000 (10-10)	vs. Baylor (3/11/09)
Rebounds	42	SAN JOSE STATE (11/16/08)
Assists	23	ALABAMA STATE (12/3/08)
Steals	16	SAN JOSE STATE (11/16/08)
Blocked Shots	6	Two times
Turnovers	20	at Missouri (2/14/09)
Fouls	27	at New Mexico (03/17/09)

NEBRASKA TEAM GAME LOWS

Points	44	at Arizona State (12/7/08)
Field Goals Made	13	at Arizona State (12/7/08)
Field Goal Attempts	38	at Colorado (2/4/09)
Field Goal Percentage	.286 (14-49)	at Missouri (2/14/09)
3-pt. Field Goals Made	4	Two times
3-pt. Field Goal Attempts	11	at Texas Tech (1/31/09)
3-pt. Field Goal Percentage	.208 (5-24)	vs. Baylor (3/11/09)
Free Throws Made	5	at Oklahoma (1/21/09)
Free Throw Attempts	6	ALABAMA STATE (12/3/08)
Free Throw Percentage	.357 (5-14)	at Oklahoma (1/21/09)
Rebounds	18	vs. Baylor (3/11/09)
Assists	0	Two times
Steals	3	Two times
Blocked Shots	0	Nine times
Turnovers	3*	MARYLAND EASTERN SHORE (1/3/09)
Fouls	8	FLORIDA A&M (1/5/09)

*tied school record

OPPONENT TEAM GAME HIGHS

Points	83	at New Mexico (03/17/09)
Field Goals Made	29	OKLAHOMA STATE (1/24/09)
Field Goal Attempts	59	at Missouri (2/14/09)
Field Goal Percentage	.571 (24-42)	UMBC (12/23/08)
3-pt. Field Goals Made	12	FLORIDA A&M (1/5/09)
3-pt. Field Goal Attempts	25	Two times
3-pt. Field Goal Percentage	.600 (3-5)	UMBC (12/23/08)
Free Throws Made	27	Two times
Free Throw Attempts	38	at TCU (11/19/08)
Free Throw Percentage	1.000 (4-4)	FLORIDA A&M (1/5/09)
Rebounds	46	at Kansas (2/21/09)
Assists	18	Two times
Steals	11	at Missouri (2/14/09)
Blocked Shots	6	Six times
Turnovers	25	Two times
Fouls	25	SOUTH CAROLINA STATE (12/30/08)

OPPONENT TEAM GAME LOWS

Points	41	COLORADO (2/18/09)
Field Goals Made	10	at TCU (11/19/08)
Field Goal Attempts	37	at TCU (11/19/08)
Field Goal Percentage	.270 (10-37)	at TCU (11/19/08)
3-pt. Field Goals Made	2	ARKANSAS-PINE BLUFF (11/22/08)
3-pt. Field Goal Attempts	5	UMBC (12/23/08)
3-pt. Field Goal Percentage	.158 (3-19)	at TCU (11/19/08)
Free Throws Made	3	TEXAS A&M (2/24/09)
Free Throw Attempts	4	FLORIDA A&M (1/5/09)
Free Throw Percentage	.300 (3-10)	TEXAS A&M (2/24/09)
Rebounds	22	at Colorado (2/4/09)
Assists	3	COLORADO (2/18/09)
Steals	2	Four times
Blocked Shots	0	SAINT LOUIS (11/25/08)
Turnovers	7	at Oklahoma (1/21/09)
Fouls	9	Three times

2008-09 Box Scores

GAME 1 NEBRASKA 63, SAN JOSE STATE 46

11/16/08 2:05 p.m. at Lincoln, Neb. (Devaney Center)

TV: None

VISITORS: San Jose State (0-1)

##	Player	f	tot-fg		3-pt		ft	fta	rebounds			pf	tp	a	to	b	s	min																												
			fg	fga	fg	fga			of	de	tot																																			
01	Pierce, Tim	f	5	13	1	7	0	0	1	9	10	4	11	1	2	1	0	28																												
21	Thomas, DeVonte	f	0	6	0	0	0	0	1	4	5	1	0	0	1	0	0	23																												
30	Oakes, Chris	c	6	10	0	0	0	0	2	8	10	4	12	2	3	4	1	32																												
04	Wright, DaShawn	g	3	4	0	0	1	3	0	1	1	3	7	1	1	0	3	22																												
05	Graham, Justin	g	0	5	0	1	0	1	0	5	5	2	0	4	1	0	0	33																												
15	Amberly, Clint	g	0	2	0	1	0	0	1	0	1	1	0	0	0	0	1	6																												
20	Olivier, Lance	g	0	1	0	0	0	0	0	0	0	0	0	0	0	0	1	3																												
23	Owens, Robert	g	2	6	2	6	2	2	0	1	1	1	8	0	2	0	0	23																												
33	Peterson, Mac	g	2	3	0	1	4	5	0	2	2	3	8	0	6	0	1	28																												
50	Ton, Garrett	g	0	0	0	0	0	0	0	0	0	0	0	0	0	0	1	1																												
52	Wilson, Jerelle	g	0	0	0	0	0	0	0	0	0	0	0	0	0	0	1	1																												
TEAM									2			1																																		
Totals.....			18		50		3		16		7			11			7			31			38			19			46			8			25			6			7			200		

TOTAL FG%	1st Half: 9-31 29.0%	2nd Half: 9-19 47.4%	Game: 36.0%	DEADBALL
3-Pt. FG%	1st Half: 1-11 9.1%	2nd Half: 2-5 40.0%	Game: 18.8%	REBOUNDS
FThrow %	1st Half: 1-2 50.0%	2nd Half: 6-9 66.7%	Game: 63.6%	1

HOME TEAM: Nebraska (1-0)

##	Player	f	tot-fg		3-pt		ft	fta	rebounds			pf	tp	a	to	b	s	min																												
			fg	fga	fg	fga			of	de	tot																																			
32	Balham, Chris	f	0	3	0	0	0	2	1	1	2	0	0	0	0	1	0	8																												
04	Harley, Steve	g	2	9	0	0	0	0	2	4	6	1	4	3	1	0	1	24																												
05	Henry, Sek	g	2	4	2	3	1	2	1	3	4	1	7	1	3	1	4	21																												
11	Dagunduro, Ade	g	1	7	0	1	0	0	1	2	3	3	2	2	1	0	0	21																												
44	Anderson, Ryan	g	3	7	1	2	0	1	2	3	5	3	7	1	1	1	2	22																												
01	Jones, Eshaunte	g	1	2	1	3	1	1	1	3	4	0	4	0	3	0	0	16																												
02	Krenk, Nick	g	0	0	0	0	0	0	0	0	0	0	0	0	0	0	0	1																												
03	Richardson, Brandon	g	2	4	1	2	1	1	0	3	3	1	6	1	0	0	4	16																												
15	Edwards, Alonzo	g	1	2	0	0	1	2	0	0	0	0	3	0	0	0	0	4																												
24	Miller, Cookie	g	2	5	0	1	0	1	0	1	1	2	4	4	2	0	3	22																												
25	Velander, Paul	g	3	6	3	6	0	0	0	0	0	1	9	1	0	0	1	20																												
30	McCray, Toney	g	6	15	0	3	5	8	5	4	9	3	17	0	4	1	1	23																												
35	Nelson, Ben	g	0	0	0	0	0	0	0	0	0	1	0	0	1	0	1	1																												
43	Salomon, Cole	g	0	0	0	0	0	0	0	1	1	0	0	0	0	0	0	1																												
TEAM									1			3			4																															
Totals.....			23		64		8		21		9			18			14			28			42			16			63			13			16			4			16			200		

TOTAL FG%	1st Half: 15-34 44.1%	2nd Half: 8-30 26.7%	Game: 35.9%	DEADBALL
3-Pt. FG%	1st Half: 7-12 58.3%	2nd Half: 1-9 11.1%	Game: 38.1%	REBOUNDS
FThrow %	1st Half: 1-2 50.0%	2nd Half: 8-16 50.0%	Game: 50.0%	4

Officials: Steve Olson, Doug Shows, Dan Nowakowski. Technical fouls: San Jose State-None. Nebraska-None. Attendance: 9,527 Actual attendance: 6,491

Score by Periods	1st	2nd	Total
San Jose State	20	26	46
Nebraska	38	25	63



Ade Dagunduro



Steve Harley

GAME 2 NEBRASKA 62, TCU 50

11/19/08 7:05 p.m. at Fort Worth, Texas (Daniel-Meyer Coliseum)

TV: CBS College Sports

VISITORS: Nebraska (2-0)

##	Player	f	tot-fg		3-pt		ft	fta	rebounds			pf	tp	a	to	b	s	min																									
			fg	fga	fg	fga			of	de	tot																																
32	Balham, Chris	f	1	1	0	0	0	0	0	0	0	4	2	0	0	0	0	10																									
04	Harley, Steve	g	2	4	1	1	4	4	0	1	1	4	9	1	3	0	1	25																									
05	Henry, Sek	g	3	6	0	2	0	2	0	4	4	3	6	3	2	0	0	16																									
11	Dagunduro, Ade	g	2	6	0	2	0	0	3	2	5	2	4	0	0	0	1	19																									
44	Anderson, Ryan	g	1	5	1	2	3	4	1	7	8	4	6	1	1	0	2	26																									
01	Jones, Eshaunte	g	0	2	0	1	0	0	0	0	0	0	0	1	0	0	0	12																									
03	Richardson, Brandon	g	2	3	1	1	2	2	0	2	2	1	7	0	1	0	1	16																									
24	Miller, Cookie	g	1	3	1	1	5	6	0	4	4	4	8	4	2	0	2	24																									
25	Velander, Paul	g	3	7	3	7	2	2	0	0	0	2	11	0	0	0	1	28																									
30	McCray, Toney	g	4	7	1	1	0	1	0	5	5	2	9	1	3	0	1	24																									
TEAM									2			2																															
Totals.....			19		44		8		18		16			21			6			25			31			26			62			11			12			9			200		

TOTAL FG%	1st Half: 13-25 52.0%	2nd Half: 6-19 31.6%	Game: 43.2%	DEADBALL
3-Pt. FG%	1st Half: 5-10 50.0%	2nd Half: 3-8 37.5%	Game: 44.4%	REBOUNDS
FThrow %	1st Half: 6-9 66.7%	2nd Half: 10-12 83.3%	Game: 76.2%	2

HOME TEAM: TCU (1-3)

##	Player	f	tot-fg		3-pt		ft	fta	rebounds			pf	tp	a	to	b	s	min																												
			fg	fga	fg	fga			of	de	tot																																			
01	Buljan, Zvonko	f	0	2	0	1	0	0	1	4	5	2	0	0	3	0	0	13																												
32	Langford, Kevin	f	3	7	0	0	13	18	3	3	6	4	19	0	3	0	0	37																												
03	Ebie, Jason	g	2	7	0	3	3	4	0	0	0	3	7	2	3	1	1	28																												
05	Moss, Ronnie	g	1	6	1	3	4	4	1	3	4	3	7	1	2	0	0	23																												
13	Ruzgas, Edvinas	g	1	3	1	3	3	4	1	2	3	3	6	1	1	0	1	33																												
12	Lancon, Logan	g	0	2	0	2	0	0	0	0	0	0	0	0	0	0	0	5																												
22	Mitchem, Keion	g	1	3	0	2	2	4	0	1	1	2	4	0	0	0	0	9																												
23	Rose, Kavon	g	2	6	1	4	1	2	0	4	4	2	6	1	1	0	0	22																												
24	Butler, Kevin	g	0	1	0	1	1	2	2	5	7	2	1	0	1	0	0	27																												
42	Ortiz, John	g	0	0	0	0	0	0	0	0	0	0	0	1	0	0	0	3																												
TEAM									0			0			0																															
Totals.....			10		37		3		19		27			38			8			22			30			21			50			6			14			1			2			200		

TOTAL FG%	1st Half: 4-21 19.0%	2nd Half: 6-16 37.5%	Game: 27.0%	DEADBALL
3-Pt. FG%	1st Half: 0-10 0.0%	2nd Half: 3-9 33.3%	Game: 15.8%	REBOUNDS
FThrow %	1st Half: 16-22 72.7%	2nd Half: 11-16 68.8%	Game: 71.1%	5

Officials: David Hall, Ed Hightower, Rick Hartzell. Technical fouls: Nebraska-None. TCU-None. Attendance: 3,922

Score by Periods	1st	2nd	Total
Nebraska	37	25	62
TCU	24	26	50

GAME 3 NEBRASKA 67, ARKANSAS-PINE BLUFF 53

11/22/08 1:05 p.m. at Lincoln, Neb. (Devaney Center) TV: None

VISITORS: Arkansas-Pine Bluff (0-4)

##	Player	tot-fg	3-pt	rebounds	pf	tp	a	to	b	s	min
		fg	fga	fg	fga	ft	fta	of	de	tot	
35	Weathers, Lebaron f	5	11	1	5	1	2	0	4	4	26
44	Glass, Tyree f	3	7	0	1	3	4	1	4	5	28
14	Calvin, Terrance g	2	7	0	0	4	6	1	4	5	39
21	Washington, T. g	4	4	0	0	1	2	2	2	4	33
23	Townsend, S. g	2	5	1	3	0	0	0	4	4	35
10	Ootsey, Antonio	0	1	0	1	0	0	0	1	1	6
12	Strain, Lencoya	0	0	0	0	0	0	0	0	0	2
15	Tolliver, Jason	0	2	0	2	0	0	0	0	0	8
22	Davis, George	0	0	0	0	1	1	2	3	2	9
30	Montgomery, Gavin	4	6	0	0	2	3	0	4	4	14
	TEAM									3	
	Totals.....	20	43	2	12	11	18	8	25	33	200

TOTAL FG% 1st Half: 11-21 52.4% 2nd Half: 9-22 40.9% Game: 46.5% DEADBALL
 3-Pt. FG% 1st Half: 1-7 14.3% 2nd Half: 1-5 20.0% Game: 16.7% REBOUNDS
 F Throw % 1st Half: 1-3 33.3% 2nd Half: 10-15 66.7% Game: 61.1% 2

HOME TEAM: Nebraska (3-0)

##	Player	tot-fg	3-pt	rebounds	pf	tp	a	to	b	s	min
		fg	fga	fg	fga	ft	fta	of	de	tot	
32	Balham, Chris f	1	2	0	0	0	0	2	0	2	6
04	Harley, Steve g	7	14	0	2	4	6	0	3	3	26
05	Henry, Sek g	5	7	1	1	3	7	1	4	5	25
11	Dagunduro, Ade g	1	3	0	1	5	6	0	1	1	15
44	Anderson, Ryan g	1	6	0	4	0	6	3	2	1	20
01	Jones, Eshaunte	1	2	1	1	0	0	0	1	0	13
02	Krenk, Nick	0	0	0	0	0	0	1	0	0	2
03	Richardson, Brandon	3	4	0	0	3	4	1	9	2	23
15	Edwards, Alonzo	0	0	0	0	1	2	1	1	2	10
24	Miller, Cookie	0	2	0	1	2	2	1	2	3	22
25	Velandar, Paul	3	7	3	7	0	0	2	2	3	24
30	McCray, Toney	0	0	0	0	0	0	0	0	1	8
35	Nelson, Ben	0	0	0	0	0	1	1	0	1	5
43	Salomon, Cole	0	1	0	0	0	0	0	1	1	1
	TEAM									2	
	Totals.....	22	48	5	17	18	27	7	20	27	200

TOTAL FG% 1st Half: 11-23 47.8% 2nd Half: 11-25 44.0% Game: 45.8% DEADBALL
 3-Pt. FG% 1st Half: 2-9 22.2% 2nd Half: 3-8 37.5% Game: 29.4% REBOUNDS
 F Throw % 1st Half: 8-14 57.1% 2nd Half: 10-13 76.9% Game: 66.7% 3

Officials: Ted Hillary, Greg Rennegarbe, Joe Townsell. Technical fouls: Arkansas-Pine Bluff-None. Nebraska-None. Attendance: 9,578 Actual attendance: 6,221

Score by Periods

	1st	2nd	Total
Arkansas-Pine Bluff	24	29	53
Nebraska	32	35	67

GAME 4 NEBRASKA 71, SAINT LOUIS 57

11/25/08 7:07 p.m. at Lincoln, Neb. (Devaney Center) TV: Fox Sports Midwest/ESPN FullCourt

VISITORS: Saint Louis (2-2)

##	Player	tot-fg	3-pt	rebounds	pf	tp	a	to	b	s	min
		fg	fga	fg	fga	ft	fta	of	de	tot	
14	Conklin, Brian f	6	7	0	0	6	7	5	1	6	30
41	Thompson, Brett c	0	0	0	0	0	0	0	1	1	5
03	Mitchell, Kwamain g	1	6	1	5	2	2	2	2	4	35
21	Lisch, Kevin g	2	12	1	6	2	2	0	3	3	36
25	Liddell III, Tommie g	4	10	1	1	0	0	1	5	6	30
10	Eckerle, Paul	0	0	0	0	0	0	1	0	0	2
13	Cotto, Ruben	4	8	2	5	0	0	1	2	3	24
15	Eberhardt, Barry	0	0	0	0	0	1	2	0	0	6
23	Cassidy, Kyle	1	2	1	2	0	0	0	0	0	15
33	Reed, Willie	2	3	0	0	1	2	1	1	2	18
	TEAM									2	
	Totals.....	20	48	6	19	11	13	12	16	28	200

TOTAL FG% 1st Half: 10-24 41.7% 2nd Half: 10-24 41.7% Game: 41.7% DEADBALL
 3-Pt. FG% 1st Half: 2-8 25.0% 2nd Half: 4-11 36.4% Game: 31.6% REBOUNDS
 F Throw % 1st Half: 7-7 100% 2nd Half: 4-6 66.7% Game: 84.6% 1

HOME TEAM: Nebraska (4-0)

##	Player	tot-fg	3-pt	rebounds	pf	tp	a	to	b	s	min
		fg	fga	fg	fga	ft	fta	of	de	tot	
32	Balham, Chris f	0	0	0	0	0	0	0	0	0	8
04	Harley, Steve g	4	7	1	2	3	3	1	12	1	25
05	Henry, Sek g	7	8	2	3	3	3	0	1	1	28
11	Dagunduro, Ade g	5	7	1	2	3	3	1	0	1	25
44	Anderson, Ryan g	2	6	0	1	0	1	2	3	4	23
01	Jones, Eshaunte	0	0	0	0	0	0	0	0	0	5
03	Richardson, Brandon	0	1	0	1	2	2	2	2	0	18
24	Miller, Cookie	4	8	0	3	0	0	0	4	4	26
25	Velandar, Paul	1	1	1	1	2	3	0	5	0	18
30	McCray, Toney	3	6	0	1	2	2	1	7	2	24
	TEAM									3	
	Totals.....	26	44	5	14	14	16	3	17	20	200

TOTAL FG% 1st Half: 13-24 54.2% 2nd Half: 13-20 65.0% Game: 59.1% DEADBALL
 3-Pt. FG% 1st Half: 3-10 30.0% 2nd Half: 2-4 50.0% Game: 35.7% REBOUNDS
 F Throw % 1st Half: 8-10 80.0% 2nd Half: 6-6 100% Game: 87.5% 1

Officials: Ted Hillary, Rick Hartzell, Terry Oglesby. Technical fouls: SLU-None. NU-None. Attendance: 9,268 Actual attendance: 6,542

Score by Periods

	1st	2nd	Total
Saint Louis	29	28	57
Nebraska	37	34	71

GAME 5 NEBRASKA 54, CREIGHTON 52

11/29/08 7:07 p.m. at Lincoln, Neb. (Devaney Center) TV: Fox Sports Midwest/ESPN FullCourt

VISITORS: Creighton (3-2)

##	Player	tot-fg	3-pt	rebounds	pf	tp	a	to	b	s	min
		fg	fga	fg	fga	ft	fta	of	de	tot	
25	Lawson Jr., Kenny c	4	6	0	0	2	3	4	5	9	29
01	Carter, Justin g	1	6	0	1	0	0	2	1	3	27
03	Witter, Cavel g	1	10	0	4	4	4	0	5	5	31
12	Dotzler, Josh g	3	7	1	1	0	0	0	3	3	28
14	Woodfox, Booker g	2	4	1	2	1	2	1	2	3	27
13	Millard, Chad g	1	2	1	2	0	0	2	2	4	12
15	Korver, Caleb g	3	6	3	6	0	0	1	3	4	23
30	Young, Antoine	0	2	0	0	0	0	1	0	1	4
32	Harriman, Casey	2	4	1	3	4	4	1	3	4	24
41	Walker, Kenton	0	1	0	0	0	0	0	0	0	5
	TEAM									2	
	Totals.....	17	48	7	19	11	13	14	25	39	200

TOTAL FG% 1st Half: 9-26 34.6% 2nd Half: 8-22 36.4% Game: 35.4% DEADBALL
 3-Pt. FG% 1st Half: 4-10 40.0% 2nd Half: 3-9 33.3% Game: 36.8% REBOUNDS
 F Throw % 1st Half: 9-10 90.0% 2nd Half: 2-3 66.7% Game: 84.6% 0

HOME TEAM: Nebraska (5-0)

##	Player	tot-fg	3-pt	rebounds	pf	tp	a	to	b	s	min
		fg	fga	fg	fga	ft	fta	of	de	tot	
32	Balham, Chris f	0	0	0	0	0	0	0	0	0	3
04	Harley, Steve g	8	16	0	2	2	2	4	4	6	36
05	Henry, Sek g	0	2	0	1	0	1	1	1	2	17
11	Dagunduro, Ade g	4	9	1	1	2	2	4	0	4	25
44	Anderson, Ryan g	2	8	1	5	1	2	0	3	3	23
03	Richardson, Brandon	0	3	0	2	2	2	0	1	1	18
24	Miller, Cookie	1	3	0	0	0	0	0	4	4	25
25	Velandar, Paul	3	4	3	4	0	0	0	0	0	30
30	McCray, Toney	2	5	0	2	2	4	0	5	5	23
35	Nelson, Ben	0	0	0	0	0	0	0	0	0	0
	TEAM									1	
	Totals.....	20	50	5	17	9	13	8	19	27	200

TOTAL FG% 1st Half: 7-23 30.4% 2nd Half: 13-27 48.1% Game: 40.0% DEADBALL
 3-Pt. FG% 1st Half: 0-5 0.0% 2nd Half: 5-12 41.7% Game: 29.4% REBOUNDS
 F Throw % 1st Half: 4-7 57.1% 2nd Half: 5-6 83.3% Game: 69.2% 1

Officials: Rick Hartzell, Paul Janssen, Randy Heimerman. Technical fouls: CU-None. NU-None. Attendance: 13,291 Actual attendance: 12,008

Score by Periods

	1st	2nd	Total
Creighton	31	21	52
Nebraska	18	36	54

GAME 6 NEBRASKA 80, ALABAMA STATE 51

12/3/08 7:07 p.m. at Lincoln, Neb. (Devaney Center) TV: Fox Sports Midwest/ESPN FullCourt

VISITORS: Alabama State (1-4)

##	Player	tot-fg	3-pt	rebounds	pf	tp	a	to	b	s	min
		fg	fga	fg	fga	ft	fta	of	de	tot	
01	Provvit, Rashad f	2	5	2	5	0	0	0	4	4	19
45	Walker, Byron f	0	1	0	0	0	2	0	2	0	18
42	Kickingstallionsims c	1	4	0	0	2	3	2	2	4	16
02	Hayles, Andrew g	1	11	1	7	2	2	1	2	3	27
11	Brooks, Brandon g	4	7	0	1	4	6	0	2	2	40
04	Middlebrooks, Jeffery	0	0	0	0	0	0	0	0	0	3
12	White, Ivory g	5	9	0	2	0	0	1	2	3	23
21	Butler, Traumaine	0	2	0	1	0	0	1	1	2	17
23	Mundadi, Renji	3	6	2	4	1					

GAME 7 NO. 19 ARIZONA STATE 64, NEBRASKA 44

12/7/08 1:02 p.m. CT at Tempe, Ariz. (Wells Fargo Arena) TV: Fox Sports Net (national)
VISITORS: Nebraska (6-1)

#	Player	pos	tot-fg		3-pt		ft	f	rebounds			pf	tp	a	to	b	s	min
			fg	fga	fg	fga			of	de	tot							
04	Harley, Steve	g	3	11	2	5	3	4	0	3	3	0	11	3	1	0	2	36
05	Henry, Sek	g	0	5	0	2	0	0	0	5	5	2	0	3	1	0	0	28
11	Dagunduro, Ade	g	0	5	0	0	4	6	2	4	6	4	4	1	3	0	3	30
24	Miller, Cookie	g	3	7	2	4	0	0	0	1	1	2	8	2	3	0	0	27
44	Anderson, Ryan	g	3	5	1	3	0	0	1	2	3	3	7	1	2	0	1	30
03	Richardson, Brandon	g	1	3	0	1	0	0	0	1	1	1	2	1	1	0	1	12
25	Velander, Paul	g	2	6	2	6	3	3	0	1	1	4	9	0	1	0	1	24
30	McCray, Toney	g	1	3	1	1	0	0	0	3	3	3	3	0	2	1	0	13
	TEAM																	
	Totals		13	45	8	22	10	13	3	22	25	19	44	11	14	1	8	200
TOTAL FG%	1st Half: 6-23 26.1%		2nd Half: 7-22 31.8%		Game: 28.9%		DEADB.											
3-Pt. FG%	1st Half: 3-11 27.3%		2nd Half: 5-11 45.5%		Game: 36.4%		REBOUNDS											
F Throw %	1st Half: 3-3 100%		2nd Half: 7-10 70.0%		Game: 76.9%		2											

HOME TEAM: Arizona State (7-1)

#	Player	pos	tot-fg		3-pt		ft	f	rebounds			pf	tp	a	to	b	s	min
			fg	fga	fg	fga			of	de	tot							
04	Pendergraph, Jeff	f	2	6	0	0	0	0	1	9	10	2	4	2	1	1	0	37
30	Kuksiks, Richards	f	5	12	3	8	5	6	2	4	6	1	18	0	0	1	0	35
03	Abbott, Ty	g	4	10	3	8	4	6	2	6	8	2	15	2	5	1	2	37
12	Glasser, Derek	g	1	4	1	2	2	1	0	1	1	0	5	3	2	0	2	33
13	Harden, James	g	6	11	4	6	8	0	9	9	3	20	6	1	0	0	37	
02	Boateng, Eric	g	0	0	0	0	0	0	0	0	0	1	0	0	0	0	2	
10	McMillan, Jamelle	g	0	1	0	1	0	0	1	1	0	0	0	0	0	1	1	8
22	Woods, Kraidon	g	0	0	0	0	0	0	0	0	0	0	0	0	0	0	0	1
32	Rohde, Taylor	g	0	0	0	0	0	0	0	0	0	0	0	1	0	0	1	
44	Shipp, Jerren	g	1	2	0	1	0	0	1	1	0	2	0	1	0	1	9	
	TEAM																	
	Totals		19	46	9	24	17	22	7	30	37	9	64	13	12	3	6	200
TOTAL FG%	1st Half: 9-26 34.6%		2nd Half: 10-20 50.0%		Game: 41.3%		DEADB.											
3-Pt. FG%	1st Half: 5-15 33.3%		2nd Half: 4-9 44.4%		Game: 37.5%		REBOUNDS											
F Throw %	1st Half: 7-10 70.0%		2nd Half: 10-12 83.3%		Game: 77.3%		3											

Officials: Mike Scyphers, Mike Littlewood, Martin Cota. Technical fouls: NU-None, ASU-None.
Attendance: 7,164

Score by Periods

	1st	2nd	Total
Nebraska	18	26	44
No. 19 Arizona State	30	34	64

GAME 8 OREGON STATE 64, NEBRASKA 63

12/13/08 7:07 p.m. CT at Corvallis, Ore. (Gill Coliseum) TV: Fox Sports Midwest/ESPN Fullcourt
VISITORS: Nebraska (6-2)

#	Player	pos	tot-fg		3-pt		ft	f	rebounds			pf	tp	a	to	b	s	min
			fg	fga	fg	fga			of	de	tot							
11	Dagunduro, Ade	f	5	12	0	1	6	8	2	3	5	4	16	0	3	0	3	27
44	Anderson, Ryan	f	1	4	0	2	0	0	0	1	1	5	2	0	0	0	0	16
04	Harley, Steve	g	4	9	1	4	4	4	0	2	2	0	13	5	1	0	2	35
05	Henry, Sek	g	2	5	0	2	0	0	0	3	3	4	4	2	0	0	0	22
24	Miller, Cookie	g	2	6	0	0	2	2	1	1	2	4	6	4	4	0	2	33
03	Richardson, Brandon	g	0	1	0	1	0	0	0	0	0	1	0	0	1	0	0	6
15	Edwards, Alonzo	g	0	1	0	1	0	0	0	1	2	0	0	0	0	0	0	4
25	Velander, Paul	g	3	6	3	5	0	0	0	0	0	1	9	1	1	0	0	30
30	McCray, Toney	g	5	9	1	2	2	4	3	4	7	1	13	0	1	1	2	27
	TEAM																	
	Totals		22	53	5	18	14	18	7	18	25	22	63	12	11	1	9	200
TOTAL FG%	1st Half: 9-21 42.9%		2nd Half: 13-32 40.6%		Game: 41.5%		DEADB.											
3-Pt. FG%	1st Half: 2-8 25.0%		2nd Half: 3-10 30.0%		Game: 27.8%		REBOUNDS											
F Throw %	1st Half: 6-8 75.0%		2nd Half: 8-10 80.0%		Game: 77.8%		2											

HOME TEAM: Oregon State (2-5)

#	Player	pos	tot-fg		3-pt		ft	f	rebounds			pf	tp	a	to	b	s	min
			fg	fga	fg	fga			of	de	tot							
24	Johnson, Omari	f	7	12	2	6	3	5	2	8	10	0	19	1	5	0	0	31
30	Deane, Daniel	f	2	4	0	1	9	11	3	7	10	4	13	0	5	0	0	27
10	Schaftenaar, Rolandc	g	0	5	0	2	6	6	1	3	4	2	6	2	3	1	0	25
11	Claitt, Rickey	g	2	5	2	5	2	2	0	1	1	3	8	2	2	0	0	37
15	Traver, Seth	g	0	4	0	1	0	0	2	3	5	2	0	1	4	0	1	13
02	Hampton, Calvin	g	1	3	0	0	0	0	1	1	2	1	2	0	1	0	0	11
05	Traver, Josh	g	0	0	0	0	0	0	0	0	0	0	0	1	0	0	1	7
22	Haynes, Calvin	g	5	8	3	5	1	1	1	0	1	1	14	3	4	0	1	29
34	Wallace, Lathen	g	1	5	0	4	0	1	0	2	2	2	2	2	0	0	0	20
	TEAM																	
	Totals		18	46	7	24	21	26	14	26	40	15	64	12	24	1	3	200
TOTAL FG%	1st Half: 8-26 30.8%		2nd Half: 10-20 50.0%		Game: 39.1%		DEADB.											
3-Pt. FG%	1st Half: 5-16 31.3%		2nd Half: 2-8 25.0%		Game: 29.2%		REBOUNDS											
F Throw %	1st Half: 6-8 75.0%		2nd Half: 15-18 83.3%		Game: 80.8%		1											

Officials: Bobby McRoy, Ruben Ramos, Bill Kennedy. Technical fouls: NU-None, OSU-None.
Attendance: 3,359

Score by Periods

	1st	2nd	Total
Nebraska	26	37	63
Oregon State	27	37	64

GAME 9 NEBRASKA 75, IPFW 48

12/20/08 5:05 p.m. at Lincoln, Neb. (Devaney Center) TV: None
VISITORS: IPFW (4-7)

#	Player	pos	tot-fg		3-pt		ft	f	rebounds			pf	tp	a	to	b	s	min
			fg	fga	fg	fga			of	de	tot							
24	Carson, David	f	0	5	0	2	3	4	4	2	6	4	3	2	3	0	1	16
31	Yearby, Deilvez	f	2	6	0	0	3	3	2	6	8	2	7	0	5	1	1	21
03	Daniels, Nick	f	2	4	2	4	0	0	1	1	1	5	6	0	5	0	0	15
10	Plackemeier, Zach	g	1	4	1	4	2	2	0	4	4	3	5	0	3	1	0	31
12	Botts, Ben	g	2	10	1	2	2	2	1	2	3	0	7	3	3	0	1	35
02	Johnson, Jakari	g	0	0	0	0	0	0	0	0	0	1	0	0	0	0	2	5
05	Richie, Aaron	g	1	2	0	1	0	1	1	1	2	2	2	0	1	0	0	12
11	Peckinpaugh, John	g	0	1	0	0	1	2	2	0	2	3	1	0	1	0	1	25
22	Mixon, Jeremy	g	6	11	2	4	1	2	1	1	2	2	15	2	0	0	0	28
30	Bembry, Terry	g	0	0	0	0	0	2	0	1	1	0	0	0	0	0	0	3
44	McCorkle, Trey	g	1	1	0	0	0	0	0	0	0	1	2	0	0	0	9	
	TEAM																	
	Totals		15	44	6	17	12	18	11	20	31	23	48	7	24	2	6	200
TOTAL FG%	1st Half: 10-21 47.6%		2nd Half: 5-23 21.7%		Game: 34.1%		DEADB.											
3-Pt. FG%	1st Half: 4-7 57.1%		2nd Half: 2-10 20.0%		Game: 35.3%		REBOUNDS											
F Throw %	1st Half: 10-12 83.3%																	

GAME 11 NEBRASKA 77, SOUTH CAROLINA STATE 63

12/30/08 7:05 p.m. at Lincoln, Neb. (Devaney Center)
VISITORS: South Carolina State (5-6)

TV: None

Table with columns: ##, Player, tot-fg, 3-pt, ft, fta, rebounds, pf, tp, a, to, b, s, min. Rows include Johnson, Jason; Flagler, Jason; Burton, Jessie; Williams, Jimmy; Bennett, Carrio; Jackson, Josh; Johnson, Kensha; Telfare, Westley; Carter, Julius; TEAM; Totals.

TOTAL FG% 1st Half: 11-24 45.8% 2nd Half: 12-30 40.0% Game: 42.6% DEADBALL
3-Pt. FG% 1st Half: 1-5 20.0% 2nd Half: 2-7 28.6% Game: 25.0% REBOUNDS
F Throw % 1st Half: 6-9 66.7% 2nd Half: 8-13 61.5% Game: 63.6% 2

HOME TEAM: Nebraska (8-3)

Table with columns: ##, Player, tot-fg, 3-pt, ft, fta, rebounds, pf, tp, a, to, b, s, min. Rows include McCray, Toney; Harley, Steve; Henry, Sek; Dagunduro, Ade; Miller, Cookie; Richardson, Brandon; Edwards, Alonzo; Velandar, Paul; Balham, Chris; Salomon, Cole; TEAM; Totals.

TOTAL FG% 1st Half: 13-30 43.3% 2nd Half: 12-24 50.0% Game: 46.3% DEADBALL
3-Pt. FG% 1st Half: 4-16 25.0% 2nd Half: 1-4 25.0% Game: 25.0% REBOUNDS
F Throw % 1st Half: 4-9 44.4% 2nd Half: 10-26 69.2% Game: 62.9% 5

Officials: Tom O'Neill, Mike Thibodeaux, Terry Oglesby. Technical fouls: SCSU-None. NU-None.
Attendance: 8,661 Actual attendance: 6,218

Score by Periods table with columns: 1st, 2nd, Total. Rows: South Carolina State, Nebraska.

GAME 12 NEBRASKA 77, MARYLAND EASTERN SHORE 56

1/3/09 2:05 p.m. at Lincoln, Neb. (Devaney Center)
VISITORS: Maryland Eastern Shore (1-8)

TV: None

Table with columns: ##, Player, tot-fg, 3-pt, ft, fta, rebounds, pf, tp, a, to, b, s, min. Rows include Mayes, Keishawn; Pitt, Neal; Hines, Tyler; Davis, Marc; Boyer, Jamie; Obetoh, Sammy; Bright, Josh; Randall, Jarrod; Conner, Chris; Lee, Gary; TEAM; Totals.

TOTAL FG% 1st Half: 11-21 52.4% 2nd Half: 8-25 32.0% Game: 41.3% DEADBALL
3-Pt. FG% 1st Half: 3-10 30.0% 2nd Half: 2-11 18.2% Game: 23.8% REBOUNDS
F Throw % 1st Half: 3-3 100% 2nd Half: 10-13 76.9% Game: 81.3% 1

HOME TEAM: Nebraska (9-3)

Table with columns: ##, Player, tot-fg, 3-pt, ft, fta, rebounds, pf, tp, a, to, b, s, min. Rows include McCray, Toney; Harley, Steve; Henry, Sek; Dagunduro, Ade; Miller, Cookie; Krenk, Nick; Richardson, Brandon; Edwards, Alonzo; Velandar, Paul; Balham, Chris; Nelson, Ben; Salomon, Cole; Anderson, Ryan; TEAM; Totals.

TOTAL FG% 1st Half: 15-26 57.7% 2nd Half: 18-28 64.3% Game: 61.1% DEADBALL
3-Pt. FG% 1st Half: 2-10 20.0% 2nd Half: 3-5 60.0% Game: 33.3% REBOUNDS
F Throw % 1st Half: 8-13 61.5% 2nd Half: 9-12 75.0% Game: 68.0% 5

Officials: Steve Olson, Winston Stith, Will Lynde. Technical fouls: UMES-None. NU-None.
Attendance: 9,578 Actual attendance: 6,146

Score by Periods table with columns: 1st, 2nd, Total. Rows: Maryland Eastern Shore, Nebraska.

GAME 13 NEBRASKA 81, FLORIDA A&M 56

1/5/09 7:05 p.m. at Lincoln, Neb. (Devaney Center)
VISITORS: Florida A&M (2-10)

TV: None

Table with columns: ##, Player, tot-fg, 3-pt, ft, fta, rebounds, pf, tp, a, to, b, s, min. Rows include Twitty, Lamar; Crowder, Yannick; Taylor, Byron; Bryant, Brandon; Ballard, Joe; Webb, Dunnell; Hughes, Dale; Demps, Darryl; Buchanan, David; Jackson, Larry; Maddy, Tyler; TEAM; Totals.

TOTAL FG% 1st Half: 9-28 32.1% 2nd Half: 11-25 44.0% Game: 37.7% DEADBALL
3-Pt. FG% 1st Half: 3-11 27.3% 2nd Half: 9-13 69.2% Game: 50.0% REBOUNDS
F Throw % 1st Half: 2-2 100% 2nd Half: 2-2 100% Game: 100% 0

HOME TEAM: Nebraska (10-3)

Table with columns: ##, Player, tot-fg, 3-pt, ft, fta, rebounds, pf, tp, a, to, b, s, min. Rows include McCray, Toney; Harley, Steve; Henry, Sek; Dagunduro, Ade; Miller, Cookie; Krenk, Nick; Richardson, Brandon; Edwards, Alonzo; Velandar, Paul; Balham, Chris; Nelson, Ben; Salomon, Cole; Anderson, Ryan; TEAM; Totals.

TOTAL FG% 1st Half: 13-27 48.1% 2nd Half: 17-26 65.4% Game: 56.6% DEADBALL
3-Pt. FG% 1st Half: 7-15 46.7% 2nd Half: 3-6 50.0% Game: 47.6% REBOUNDS
F Throw % 1st Half: 6-11 54.5% 2nd Half: 5-7 71.4% Game: 61.1% 3

Officials: Doug Shows, Randy Heimerman, Dan Nowakowski. Technical fouls: FAMU-None. NU-None.
Attendance: 8,040 Actual attendance: 4,871

Score by Periods table with columns: 1st, 2nd, Total. Rows: Florida A&M, Nebraska.

GAME 14 NEBRASKA 56, MISSOURI 51

1/10/09 1:02 p.m. at Lincoln, Neb. (Devaney Center)
VISITORS: Missouri (13-3, 0-1 Big 12)

TV: ESPN2

Table with columns: ##, Player, tot-fg, 3-pt, ft, fta, rebounds, pf, tp, a, to, b, s, min. Rows include Carroll, DeMarre; Lyons, Leo; Tiller, J.T.; Taylor, Zaire; Lawrence, Matt; Paul, Miguel; Denmon, Marcus; Ramsey, Keith; Safford, Justin; English, Kim; TEAM; Totals.

TOTAL FG% 1st Half: 7-22 31.8% 2nd Half: 11-25 44.0% Game: 38.3% DEADBALL
3-Pt. FG% 1st Half: 4-11 36.4% 2nd Half: 1-10 10.0% Game: 23.8% REBOUNDS
F Throw % 1st Half: 0-5 0.0% 2nd Half: 10-13 76.9% Game: 55.6% 2

HOME TEAM: Nebraska (11-3, 1-0 Big 12)

Table with columns: ##, Player, tot-fg, 3-pt, ft, fta, rebounds, pf, tp, a, to, b, s, min. Rows include Balham, Chris; Harley, Steve; Henry, Sek; Dagunduro, Ade; Miller, Cookie; Velandar, Paul; McCray, Toney; Anderson, Ryan; TEAM; Totals.

TOTAL FG% 1st Half: 10-21 47.6% 2nd Half: 7-23 30.4% Game: 38.6% DEADBALL
3-Pt. FG% 1st Half: 3-8 37.5% 2nd Half: 1-5 20.0% Game: 30.8% REBOUNDS
F Throw % 1st Half: 9-12 75.0% 2nd Half: 9-13 69.2% Game: 72.0% 4

Officials: Verne Harris, Rick Randall, Kelly Self. Technical fouls: Missouri-None. Nebraska-None.
Attendance: 11,570 Actual attendance: 10,102

Score by Periods table with columns: 1st, 2nd, Total. Rows: Missouri, Nebraska.

GAME 15 IOWA STATE 65, NEBRASKA 53

1/14/09 7:06 p.m. at Ames, Iowa (Hilton Coliseum) TV: Fox Sports Midwest/ESPN FullCourt

VISITORS: Nebraska (11-4, 1-1 Big 12)

##	Player	f	tot-fg		3-pt		ft	fta	rebounds			pf	tp	a	to	b	s	min
			fg	fga	fg	fga			of	de	tot							
32	Balham, Chris	f	1	1	0	0	0	0	1	2	3	2	2	0	0	0	0	10
4	Harley, Steve	g	4	14	0	0	2	2	0	5	5	1	10	3	1	0	3	37
5	Henry, Sek	g	1	11	1	7	0	0	0	2	2	1	3	4	2	0	1	30
11	Dagunduro, Ade	g	4	8	0	0	5	8	2	3	5	3	13	1	2	1	2	30
24	Miller, Cookie	g	5	8	1	2	0	0	1	1	2	1	11	4	3	0	3	30
25	Velander, Paul	g	3	8	3	7	0	0	0	1	1	2	9	0	0	0	0	26
30	McCray, Toney	g	2	5	1	1	0	0	1	3	4	0	5	0	0	1	1	13
44	Anderson, Ryan	g	0	3	0	2	0	0	0	4	4	3	0	0	3	0	1	24
TEAM																		
Totals.....			20	58	6	19	7	10	7	21	28	13	53	12	11	2	11	200

TOTAL FG% 1st Half: 8-31 25.8% 2nd Half: 12-27 44.4% Game: 34.5% DEADBALL
3-Pt. FG% 1st Half: 2-10 20.0% 2nd Half: 4-9 44.4% Game: 31.6% REBOUNDS
F Throw % 1st Half: 2-3 66.7% 2nd Half: 5-7 71.4% Game: 70.0% 0

HOME TEAM: Iowa State (12-5, 1-1 Big 12)

##	Player	f	tot-fg		3-pt		ft	fta	rebounds			pf	tp	a	to	b	s	min
			fg	fga	fg	fga			of	de	tot							
21	Brackins, Craig	f	9	17	0	1	3	3	3	9	12	2	21	2	1	3	0	36
41	Hamilton, Justin	f	1	2	0	0	0	0	0	4	4	0	2	0	0	1	0	14
5	Staiger, Lucca	g	6	14	6	12	0	0	1	6	7	1	18	1	4	0	1	33
10	Garrett, Diante	g	2	4	0	0	2	3	0	2	2	0	6	9	7	0	1	37
22	Petersen, Bryan	g	1	5	1	3	1	2	1	6	7	4	4	2	2	0	1	31
0	Boozer, Charles	g	0	0	0	0	0	0	0	2	2	0	0	1	1	0	0	4
12	Eikmeier, Wes	g	0	1	0	1	0	0	0	0	0	0	0	0	0	0	0	2
15	Thompson, Alex	g	2	3	0	0	0	0	1	2	3	1	4	1	1	1	0	12
23	Vanderbeken, Jamie	g	2	1	2	2	2	1	2	3	3	5	2	1	0	0	14	
3	Haluska, Sean	g	1	2	1	1	2	2	0	0	0	0	5	0	0	1	2	17
TEAM																		
Totals.....			23	50	9	20	10	12	8	34	42	11	65	18	17	6	5	200

TOTAL FG% 1st Half: 12-30 40.0% 2nd Half: 11-20 55.0% Game: 46.0% DEADBALL
3-Pt. FG% 1st Half: 5-13 38.5% 2nd Half: 4-7 57.1% Game: 45.0% REBOUNDS
F Throw % 1st Half: 3-3 100% 2nd Half: 7-9 77.8% Game: 83.3% 0

Officials: Mike Thibodeaux, Warren Evans, Kipp Kissinger. Technical fouls: NU-None. ISU-None.
Attendance: 10,639

Score by Periods	1st	2nd	Total
Nebraska	20	33	53
Iowa State	32	33	65

GAME 16 NEBRASKA 73, KANSAS STATE 51

1/17/09 5:05 p.m. at Lincoln, Neb. (Devaney Center)

TV: Big 12 Network

VISITORS: Kansas State (11-6, 0-3 Big 12)

##	Player	f	tot-fg		3-pt		ft	fta	rebounds			pf	tp	a	to	b	s	min
			fg	fga	fg	fga			of	de	tot							
32	Samuels, Jamar	f	1	2	0	0	1	3	1	1	2	3	3	1	5	1	0	15
15	Colon, Luis	c	2	3	0	0	0	2	0	4	4	2	4	0	2	1	1	29
00	Pullen, Jacob	g	1	7	0	5	4	4	0	2	2	3	6	0	4	1	1	29
21	Clemente, Denis	g	5	14	2	5	2	2	0	2	2	3	14	1	3	0	0	36
31	Merrieweather, Chris	g	1	1	0	0	2	2	3	2	5	4	4	2	3	0	1	20
01	Brown, Fred	g	1	1	1	1	1	2	0	1	1	0	4	0	1	0	0	16
13	Werner, Justin	g	0	0	0	0	0	0	0	0	0	0	0	0	0	0	2	2
23	Sutton, Dominique	g	0	1	0	1	0	1	0	1	0	0	0	2	0	1	4	4
25	Awaji, Buchi	g	0	0	0	0	0	0	1	1	2	0	0	0	0	0	1	2
40	Anderson, Ron	g	2	2	0	0	2	3	1	4	5	1	6	0	1	0	1	17
42	Kent, Darren	g	4	10	0	1	2	4	2	1	3	3	10	1	4	1	0	30
TEAM																		
Totals.....			17	41	3	13	14	22	13	20	33	19	51	5	25	4	6	200

TOTAL FG% 1st Half: 8-17 47.1% 2nd Half: 9-24 37.5% Game: 41.5% DEADBALL
3-Pt. FG% 1st Half: 2-9 22.2% 2nd Half: 1-4 25.0% Game: 23.1% REBOUNDS
F Throw % 1st Half: 3-5 60.0% 2nd Half: 11-17 64.7% Game: 63.6% 3

HOME TEAM: Nebraska (12-4, 2-1 Big 12)

##	Player	f	tot-fg		3-pt		ft	fta	rebounds			pf	tp	a	to	b	s	min
			fg	fga	fg	fga			of	de	tot							
32	Balham, Chris	f	0	2	0	0	0	0	0	1	1	0	0	0	1	0	0	11
04	Harley, Steve	g	4	12	0	1	2	0	2	2	2	1	9	4	2	0	1	33
05	Henry, Sek	g	1	2	1	1	5	6	1	1	2	2	8	3	3	0	0	26
11	Dagunduro, Ade	g	4	5	0	0	0	0	2	1	3	4	8	3	1	0	0	26
24	Miller, Cookie	g	4	6	3	3	4	4	0	4	4	3	15	1	5	0	0	36
02	Krenk, Nick	g	0	0	0	0	0	0	0	0	0	0	0	0	0	0	0	1
15	Edwards, Alonzo	g	1	1	0	0	0	0	0	0	0	1	2	0	2	0	0	2
25	Velander, Paul	g	6	10	6	10	2	2	0	1	1	3	20	0	0	0	2	25
30	McCray, Toney	g	4	7	0	1	0	0	1	1	2	4	8	1	1	1	0	12
35	Nelson, Ben	g	0	0	0	0	0	0	0	0	0	0	0	0	0	0	0	1
43	Salomon, Cole	g	0	0	0	0	0	0	0	0	0	0	0	0	0	0	1	1
44	Anderson, Ryan	g	0	3	0	2	3	4	1	4	5	2	3	3	0	0	5	26
TEAM																		
Totals.....			24	48	10	18	15	18	6	16	22	20	73	15	15	1	9	200

TOTAL FG% 1st Half: 10-24 41.7% 2nd Half: 14-24 58.3% Game: 50.0% DEADBALL
3-Pt. FG% 1st Half: 4-8 50.0% 2nd Half: 6-10 60.0% Game: 55.6% REBOUNDS
F Throw % 1st Half: 8-8 100% 2nd Half: 7-10 70.0% Game: 83.3% 1

Officials: Paul Janssen, Dan Chrisman, Brent Meaux. Technical fouls: KSU-None. NU-None.
Attendance: 11,736 Actual attendance: 11,091

Score by Periods	1st	2nd	Total
Kansas State	21	30	51
Nebraska	32	41	73



Cookie Miller

GAME 17 NO. 6/5 OKLAHOMA 72, NEBRASKA 61

1/21/09 8:05 p.m. at Norman, Oklahoma (Lloyd Noble Center)

TV: ESPNU

VISITORS: Nebraska (12-5, 2-2 Big 12)

##	Player	f	tot-fg		3-pt		ft	fta	rebounds			pf	tp	a	to	b	s	min
			fg	fga	fg	fga			of	de	tot							
32	Balham, Chris	f	0	2	0	0	0	0	3	1	4	1	0	0	1	0	0	12
04	Harley, Steve	g	5	14	1	2	0	4	0	5	5	1	11	1	0	0	1	32
05	Henry, Sek	g	4	9	1	3	1	2	1	2	3	2	10	2	2	0	1	34
11	Dagunduro, Ade	g	3	8	0	1	1	1	0	1	1	5	7	1	2	0	0	15
24	Miller, Cookie	g	2	6	0	3	0	0	0	3	3	1	4	7	2	0	1	36
25	Velander, Paul	g	2	2	2	2	2	2	1	2	3	3	8	0	0	0	0	27
30	McCray, Toney	g	1	2	0	0	0	2	0	4	4	2	2	1	0	0	0	16
44	Anderson, Ryan	g	7	16	4	12	1	3	3	4	7	3	19	2	0	0	1	28
TEAM																		
Totals.....			24	59	8	23	5	14	10	26	36	18	61	14	7	0	4	200

TOTAL FG% 1st Half: 15-30 50.0% 2nd Half: 9-29 31.0% Game: 40.7% DEADBALL
3-Pt. FG% 1st Half: 6-11 54.5% 2nd Half: 2-12 16.7% Game: 34.8% REBOUNDS
F Throw % 1st Half: 2-6 33.3% 2nd Half: 3-8 37.5% Game: 35.7% 4

HOME TEAM: Oklahoma (18-1, 4-0 Big 12)

##	Player	f	tot-fg		3-pt		ft	fta	rebounds			pf	tp	a	to	b	s	min
			fg	fga	fg	fga			of	de	tot							
23	Griffin, Blake	f	11	16	0	1	5	10	3	15	18	2	27	2	4	3	2	37
32	Griffin, Taylor	f	3	6	0	0	2	2	1	2	3	3	8	1	0	2	2	31
05	Crocker, Tony	g	4	11	3	7	1	1	2	2	4	1	12	5	1	0	0	34
13	Warren, Willie	g	2	3	2	3	0	0	1	1	2	2	6	0	0	0	0	28
20	Johnson, Austin	g	4	8	3	6	4	6	0	3	3	0	15	5	1	1	0	35
01	Wright, Ryan	g	0	1	0	0	0	0	0	1	1	1	0	0	0	0	0	3
11	Leary, Omar	g	1	3	1	3	0	0	0	0	0	2	3	2	0	0	0	11
34	Davis, Cade	g	0	5	0	5	1	2	0	5	5	0	1	2	0	0	0	20
41	Willis, Ray	g	0	1	0	0	0	0	0	0	0	0	0	0	0	0	0	1
TEAM																		
Totals.....			25	54	9	25	13	21	9	30	39	11	72	17	7	6	4	200

TOTAL FG% 1st Half: 11-28 39.3% 2nd Half: 14-26 53.8% Game: 46.3% DEADBALL
3-Pt. FG% 1st Half: 5-14 35.7% 2nd Half: 4-11 36.4% Game: 36.0% REBOUNDS
F Throw % 1st Half: 5-10 50.0% 2nd Half: 8-11 72.7% Game: 61.9% 2

Officials: Ted Hillary, Steve Olson, Michael Eggers. Technical fouls: NU-None. OU-Griffin, Blake.
Attendance: 12,261

Score by Periods	1st	2nd	Total
Nebraska	38	23	61
No. 6/5 Oklahoma	32	40	72

GAME 18 OKLAHOMA STATE 76, NEBRASKA 74 (OT)

1/24/09 3:02 p.m. at Lincoln, Neb. (Devaney Center)
VISITORS: Oklahoma State (13-5, 2-2 Big 12)

TV: Big 12 Network

##	Player	fg	fga	ft	fta	rebounds		pf	tp	a	to	b	s	min			
						of	de										
23	Anderson, James	5	10	1	3	7	9	3	5	8	5	18	2	3	3	37	
44	Kirkland, Malcolm	0	0	0	0	2	0	0	0	2	0	0	0	0	3	37	
00	Eaton, Byron	5	9	0	1	2	2	0	3	3	3	12	3	4	0	4	33
01	Harris, Terrel	3	4	1	2	1	2	0	8	8	4	8	2	4	0	1	33
02	Muonelo, Obi	4	11	2	7	0	0	2	3	5	3	10	1	3	0	4	33
12	Page, Keiton	4	7	1	4	1	2	0	0	0	2	10	0	0	2	37	
15	Sidorakis, Nick	0	0	0	0	0	0	0	0	0	0	0	0	0	0	5	
33	Moses, Marshall	8	12	0	2	2	2	3	7	10	5	18	1	4	0	34	
TEAM								1	1								
Totals		29	53	5	17	13	19	8	27	35	24	76	9	18	2	10	225

TOTAL FG% 1st Half: 10-20 50.0% 2nd Half: 14-27 51.9% OT: 5-6 83.3% Game: 54.7% DEADBALL
3-Pt. FG% 1st Half: 2-5 40.0% 2nd Half: 3-11 27.3% OT: 0-1 0.0% Game: 29.4% REBOUNDS
F Throw % 1st Half: 7-11 63.6% 2nd Half: 6-7 85.7% OT: 0-1 0.0% Game: 68.4% 4

HOME TEAM: Nebraska (12-6, 2-3 Big 12)

##	Player	fg	fga	ft	fta	rebounds		pf	tp	a	to	b	s	min			
						of	de										
32	Baham, Chris	0	0	0	0	2	2	0	1	1	4	2	0	0	0	7	
04	Harley, Steve	4	6	1	1	1	2	0	2	2	0	10	1	3	0	2	37
05	Henry, Sek	1	5	2	0	0	0	1	2	3	2	1	2	0	0	29	
11	Dagunduro, Ade	5	13	0	3	2	2	2	5	2	12	4	4	0	0	30	
24	Miller, Cookie	4	6	2	2	9	10	0	2	2	1	19	4	3	0	42	
03	Richardson, Brandon	2	3	2	2	2	2	0	0	1	8	0	1	0	0	15	
25	Velander, Paul	1	8	1	8	3	3	0	2	2	3	6	1	1	0	31	
30	McCray, Toney	0	0	0	1	2	1	0	1	2	1	0	0	0	0	4	
44	Anderson, Ryan	3	10	1	3	7	8	1	7	8	2	14	0	0	0	30	
TEAM								2	2								
Totals		20	51	7	21	27	31	8	18	26	18	74	11	14	0	9	225

TOTAL FG% 1st Half: 9-24 37.5% 2nd Half: 11-22 50.0% OT: 0-5 0.0% Game: 39.2% DEADBALL
3-Pt. FG% 1st Half: 3-10 30.0% 2nd Half: 4-8 50.0% OT: 0-3 0.0% Game: 33.3% REBOUNDS
F Throw % 1st Half: 6-8 75.0% 2nd Half: 13-14 92.9% OT: 8-9 88.9% Game: 87.1% 0

Officials: Duke Edsall, Kelly Self, Jeff Malham. Technical fouls: Oklahoma State-None. Nebraska-None.
Attendance: 11,287 Actual attendance: 10,401

Score by Periods	1st	2nd	OT	Total
Oklahoma State	29	37	10	76
Nebraska	27	39	8	74

GAME 19 KANSAS 68, NEBRASKA 62

1/28/09 6:32 p.m. at Lincoln, Neb. (Devaney Center)
VISITORS: Kansas (16-4, 5-0 Big 12)

TV: ESPN2

##	Player	fg	fga	ft	fta	rebounds		pf	tp	a	to	b	s	min			
						of	de										
22	Morris, Marcus	1	2	0	0	3	4	1	0	1	1	5	1	2	0	7	
45	Aldrich, Cole	3	5	0	0	2	4	2	6	8	3	8	0	4	0	1	26
04	Collins, Sherron	6	11	1	3	4	4	0	2	2	3	17	3	3	0	37	
12	Morningstar, Brady	4	6	2	3	1	1	2	3	5	0	11	1	2	0	35	
15	Taylor, Tyshawn	1	3	0	2	4	6	0	3	3	3	6	3	6	1	0	30
11	Thomas, Quintrell	0	0	0	0	0	0	0	0	0	0	0	0	1	0	2	
14	Reed, Tyrel	2	2	2	2	1	2	0	2	2	3	7	1	2	0	1	20
21	Morris, Markieff	1	2	0	0	3	4	3	2	5	1	5	0	0	1	1	7
23	Little, Mario	2	6	0	0	0	0	2	5	7	1	4	2	1	0	30	
24	Releford, Travis	2	2	0	0	1	2	0	3	3	1	5	0	0	0	6	
TEAM								1	1								
Totals		22	39	5	10	19	27	16	68	11	21	2	4	200			

TOTAL FG% 1st Half: 11-19 57.9% 2nd Half: 11-20 55.0% Game: 56.4% DEADBALL
3-Pt. FG% 1st Half: 3-6 50.0% 2nd Half: 2-4 50.0% Game: 50.0% REBOUNDS
F Throw % 1st Half: 4-5 80.0% 2nd Half: 15-22 68.2% Game: 70.4% 6

HOME TEAM: Nebraska (12-7, 2-4 Big 12)

##	Player	fg	fga	ft	fta	rebounds		pf	tp	a	to	b	s	min			
						of	de										
32	Baham, Chris	1	2	0	0	1	2	3	0	3	2	3	0	1	0	11	
04	Harley, Steve	5	12	1	3	0	2	0	0	0	0	11	2	1	0	4	34
05	Henry, Sek	3	6	2	3	2	1	0	1	1	3	10	2	2	1	1	28
11	Dagunduro, Ade	10	16	1	2	3	6	2	5	0	24	2	3	1	2	29	
24	Miller, Cookie	3	10	2	4	0	0	1	1	2	3	8	3	1	0	33	
03	Richardson, Brandon	0	1	0	1	0	0	0	0	0	0	0	0	0	0	5	
25	Velander, Paul	1	5	1	5	0	0	2	2	3	3	3	0	0	1	20	
43	Salomon, Cole	1	2	0	1	1	2	2	1	3	3	3	2	0	1	0	13
44	Anderson, Ryan	0	6	0	5	0	0	1	1	2	5	0	2	0	0	1	27
TEAM								2	2	4							
Totals		24	60	7	24	7	14	13	9	22	19	62	13	8	3	9	200

TOTAL FG% 1st Half: 15-30 50.0% 2nd Half: 9-30 30.0% Game: 40.0% DEADBALL
3-Pt. FG% 1st Half: 3-9 33.3% 2nd Half: 4-15 26.7% Game: 29.2% REBOUNDS
F Throw % 1st Half: 1-3 33.3% 2nd Half: 6-11 54.5% Game: 50.0% 2

Officials: David Hall, Rick Hartzell, Randy Heimerman. Technical fouls: Kansas-None. Nebraska-None.
Attendance: 12,487 Actual attendance: 11,407

Score by Periods	1st	2nd	Total
Kansas	29	39	68
Nebraska	34	28	62

GAME 20 NEBRASKA 82, TEXAS TECH 69

1/31/09 7:05 p.m. at Lubbock, Texas (United Spirit Arena)
VISITORS: Nebraska (13-7, 3-4 Big 12)

TV: Big 12 Network

##	Player	fg	fga	ft	fta	rebounds		pf	tp	a	to	b	s	min			
						of	de										
32	Baham, Chris	0	1	0	0	1	2	1	5	6	2	1	0	0	0	13	
04	Harley, Steve	3	9	1	1	1	2	0	3	3	1	8	1	3	0	4	29
05	Henry, Sek	4	7	0	1	2	4	0	1	1	4	10	3	1	0	0	24
11	Dagunduro, Ade	5	6	0	0	10	10	1	5	6	2	20	3	0	0	3	26
24	Miller, Cookie	7	11	0	1	5	6	0	2	2	1	19	5	1	0	5	30
03	Richardson, Brandon	4	5	3	4	0	0	1	1	1	1	11	0	0	0	19	
25	Velander, Paul	0	2	0	2	2	4	0	0	0	2	2	0	1	0	0	19
30	McCray, Toney	1	3	1	2	0	0	0	1	1	1	3	0	1	0	0	6
43	Salomon, Cole	1	2	0	0	0	1	1	2	4	2	0	1	0	0	11	
44	Anderson, Ryan	2	3	0	0	2	2	0	3	3	4	6	2	3	0	1	23
TEAM								2	2								
Totals		27	49	5	11	23	30	3	24	27	22	82	14	11	0	13	200

TOTAL FG% 1st Half: 15-29 51.7% 2nd Half: 12-20 60.0% Game: 55.1% DEADBALL
3-Pt. FG% 1st Half: 2-7 28.6% 2nd Half: 3-4 75.0% Game: 45.5% REBOUNDS
F Throw % 1st Half: 2-4 50.0% 2nd Half: 21-26 80.8% Game: 76.7% 6

HOME TEAM: Texas Tech (11-10, 1-5 Big 12)

##	Player	fg	fga	ft	fta	rebounds		pf	tp	a	to	b	s	min			
						of	de										
05	Roberts, D'wain	1	5	0	0	0	0	2	2	3	0	1	0	0	20		
15	Lewandowski, R.	4	8	0	0	2	5	4	4	8	2	10	1	3	1	1	23
30	Prince, Michael	3	3	0	0	1	4	1	2	3	3	7	0	3	0	2	23
20	Voskuil, Alan	2	7	2	6	4	4	0	2	2	3	10	0	2	0	0	40
21	Roberson, John	5	10	5	8	4	4	1	4	5	5	19	6	3	0	1	34
02	Craig, Rodrick	5	10	2	6	2	2	0	3	3	2	14	1	3	0	0	22
23	Okorie, Nick	0	3	0	1	0	2	0	1	1	0	0	1	2	0	0	12
32	Singletary, Mike	2	5	0	0	2	3	0	2	2	4	6	4	4	0	0	23
41	Suljagic, Damir	0	0	0	0	1	2	0	0	0	0	1	0	0	0	0	3
TEAM								2	1	3							
Totals		22	51	9	21	16	26	12	20	32	21	69	16	20	2	4	200

TOTAL FG% 1st Half:

GAME 22 NEBRASKA 58, NO. 16/17 TEXAS 55

2/7/09 1:05 p.m. at Lincoln, Neb. (Devaney Center)

TV: ESPN

VISITORS: Texas (15-7, 4-4 Big 12)

Table with columns: ##, Player, tot-fg, fg, 3-pt, ft, rebounds, pf, tp, a, to, b, s, min. Includes players like Johnson, Gary and Totals.

TOTAL FG% 1st Half: 10-26 38.5% 2nd Half: 9-23 39.1% Game: 38.8% DEADBALL REBOUNDS 1

HOME TEAM: Nebraska (15-7, 5-4 Big 12)

Table with columns: ##, Player, tot-fg, fg, 3-pt, ft, rebounds, pf, tp, a, to, b, s, min. Includes players like Baham, Chris and Totals.

TOTAL FG% 1st Half: 9-28 32.1% 2nd Half: 10-22 45.5% Game: 38.0% DEADBALL REBOUNDS 4.2

Officials: Tom O'Neill, Jim Burr, Brent Meaux. Technical fouls: UT-None. NU-None.

Score by Periods table with columns: 1st, 2nd, Total. Shows scores for No. 16/17 Texas and Nebraska.

GAME 24 NEBRASKA 46, COLORADO 41

2/18/09 8:05 p.m. at Lincoln, Neb. (Devaney Center)

TV: ESPN

VISITORS: Colorado (9-16, 1-10 Big 12)

Table with columns: ##, Player, tot-fg, fg, 3-pt, ft, rebounds, pf, tp, a, to, b, s, min. Includes players like Jackson-Wilson, J. and Totals.

TOTAL FG% 1st Half: 7-22 31.8% 2nd Half: 6-20 30.0% Game: 31.0% DEADBALL REBOUNDS 2

HOME TEAM: Nebraska (16-8, 6-5 Big 12)

Table with columns: ##, Player, tot-fg, fg, 3-pt, ft, rebounds, pf, tp, a, to, b, s, min. Includes players like Harley, Steve and Totals.

TOTAL FG% 1st Half: 9-23 39.1% 2nd Half: 7-23 30.4% Game: 34.8% DEADBALL REBOUNDS 1,1

Officials: Ted Hillary, Rick Randall, Rick Hartzell. Technical fouls: CU-None. NU-None.

Score by Periods table with columns: 1st, 2nd, Total. Shows scores for Colorado and Nebraska.

GAME 25 NO. 15/18 KANSAS 70, NEBRASKA 53

2/21/09 3:01 p.m. at Lawrence, Kansas (Allen Fieldhouse)

TV: Big 12 Network

VISITORS: Nebraska (16-9, 6-6 Big 12)

Table with columns: ##, Player, tot-fg, fg, 3-pt, ft, rebounds, pf, tp, a, to, b, s, min. Includes players like Baham, Chris and Totals.

TOTAL FG% 1st Half: 10-28 35.7% 2nd Half: 11-27 40.7% Game: 38.2% DEADBALL REBOUNDS 2

HOME TEAM: Kansas (22-5, 11-1 Big 12)

Table with columns: ##, Player, tot-fg, fg, 3-pt, ft, rebounds, pf, tp, a, to, b, s, min. Includes players like Morris, Marcus and Totals.

TOTAL FG% 1st Half: 13-26 50.0% 2nd Half: 14-31 45.2% Game: 47.4% DEADBALL REBOUNDS 3,1

Officials: John Higgins, Terry Moore, John Hampton. Technical fouls: NU-None. KU-None.

Score by Periods table with columns: 1st, 2nd, Total. Shows scores for Nebraska and Kansas.

GAME 23 NO. 17/19 MISSOURI 70, NEBRASKA 47

2/14/09 12:47 p.m. at Columbia, Mo. (Mizzou Arena)

TV: Big 12 Network

VISITORS: Nebraska (15-8, 5-5 Big 12)

Table with columns: ##, Player, tot-fg, fg, 3-pt, ft, rebounds, pf, tp, a, to, b, s, min. Includes players like Baham, Chris and Totals.

TOTAL FG% 1st Half: 6-23 26.1% 2nd Half: 8-26 30.8% Game: 28.6% DEADBALL REBOUNDS 7

HOME TEAM: Missouri (22-4, 9-2 Big 12)

Table with columns: ##, Player, tot-fg, fg, 3-pt, ft, rebounds, pf, tp, a, to, b, s, min. Includes players like Carroll, DeMarre and Totals.

TOTAL FG% 1st Half: 10-30 33.3% 2nd Half: 15-29 51.7% Game: 42.4% DEADBALL REBOUNDS 1

Officials: Duke Ebsall, Terry Oglesby, Brad Ferrie. Technical fouls: NU-Team. MU-None.

Score by Periods table with columns: 1st, 2nd, Total. Shows scores for Nebraska and Missouri.

GAME 26 TEXAS A&M 57, NEBRASKA 55

2/24/09 8:32 p.m. at Lincoln, Neb. (Bob Devaney Sports Center)

TV: ESPN2

VISITORS: Texas A&M (20-8, 6-7 Big 12)

#	Player	f	tot-fg		3-pt		rebounds		pf	tp	a	to	b	s	min			
			fg	fga	fg	fga	of	de								tot		
00	Davis, Bryan	f	4	9	0	0	2	5	2	5	7	0	10	0	3	1	1	25
41	Elonu, Chinemelu	c	3	3	0	0	0	0	2	5	7	0	6	1	2	1	0	20
03	Roland, Derrick	g	1	6	0	3	0	0	1	0	1	2	2	2	4	0	0	28
15	Sloan, Donald	g	4	13	1	6	0	0	1	4	5	2	9	2	0	0	0	29
23	Carter, Josh	g	4	6	3	3	0	0	2	7	9	2	11	0	2	1	2	32
05	Harris, Dash	g	1	2	0	0	1	3	0	1	1	0	3	2	2	0	1	14
10	Loubeau, David	g	0	0	0	0	2	1	0	1	0	0	0	0	1	0	0	11
11	Holmes, B.J.	g	3	8	3	6	0	0	0	1	1	1	9	1	0	0	0	25
45	Walkup, Nathan	g	3	5	1	2	0	0	0	2	2	2	7	2	0	0	0	16
TEAM																		
Totals			23	52	8	20	3	10	11	26	37	9	57	10	15	3	4	200

TOTAL FG%	1st Half: 9-23 39.1%	2nd Half: 14-29 48.3%	Game: 44.2%	DEADB.
3-Pt. FG%	1st Half: 4-10 40.0%	2nd Half: 4-10 40.0%	Game: 40.0%	REBOUNDS
F Throw %	1st Half: 2-7 28.6%	2nd Half: 1-3 33.3%	Game: 30.0%	3,1

HOME TEAM: Nebraska (16-10, 6-7 Big 12)

#	Player	f	tot-fg		3-pt		rebounds		pf	tp	a	to	b	s	min			
			fg	fga	fg	fga	of	de								tot		
32	Balham, Chris	f	1	2	0	0	0	0	1	1	0	2	0	0	0	0	12	
04	Harley, Steve	g	3	10	0	2	0	0	0	6	6	0	6	2	1	0	1	32
05	Henry, Sek	g	1	5	0	0	0	0	2	2	4	0	2	2	2	1	2	29
11	Dagunduro, Ade	g	6	13	3	4	1	2	1	4	5	2	16	1	2	0	0	32
24	Miller, Cookie	g	2	4	0	1	2	3	0	2	2	1	6	1	1	0	1	27
03	Richardson, Brandon	g	2	4	1	3	4	4	0	2	2	0	9	1	0	0	2	18
25	Velander, Paul	g	1	2	1	2	0	0	0	1	1	2	3	0	1	0	0	16
30	McCray, Toney	g	1	4	0	1	0	0	0	0	0	2	2	2	0	0	0	13
44	Anderson, Ryan	g	4	9	1	4	0	0	0	2	2	4	9	1	1	0	0	21
TEAM																		
Totals			21	53	6	17	7	9	5	22	27	11	55	10	8	1	6	200

TOTAL FG%	1st Half: 16-33 48.5%	2nd Half: 5-20 25.0%	Game: 39.6%	DEADB.
3-Pt. FG%	1st Half: 5-11 45.5%	2nd Half: 1-6 16.7%	Game: 35.3%	REBOUNDS
F Throw %	1st Half: 0-0 0.0%	2nd Half: 7-9 77.8%	Game: 77.8%	2

Officials: Tom O'Neill, Steve Olson, Doug Shows. Technical fouls: A&M-Walkup, Nathan. NU-None. Attendance: 10,318 Actual Attendance: 9,009

Score by Periods	1st	2nd	Total
Texas A&M	24	33	57
Nebraska	37	18	55

GAME 27 KANSAS STATE 77, NEBRASKA 72

2/28/09 7:05 p.m. at Manhattan, Kansas (Bramlage Coliseum)

TV: Big 12 Network

VISITORS: Nebraska (16-11, 6-8 Big 12)

#	Player	f	tot-fg		3-pt		rebounds		pf	tp	a	to	b	s	min			
			fg	fga	fg	fga	of	de								tot		
32	Balham, Chris	f	0	0	0	0	0	0	0	1	1	0	0	1	1	0	9	
04	Harley, Steve	g	2	4	0	1	0	0	0	0	0	0	0	0	0	0	0	22
05	Henry, Sek	g	2	7	0	3	1	2	1	2	3	2	5	0	2	0	1	28
11	Dagunduro, Ade	g	5	6	1	1	5	7	3	4	7	5	16	1	2	0	0	20
24	Miller, Cookie	g	3	7	2	3	6	6	1	1	2	1	14	7	4	0	1	32
03	Richardson, Brandon	g	1	5	1	3	0	0	1	2	3	2	3	3	0	0	1	19
15	Edwards, Alonzo	g	0	0	0	0	0	0	0	0	0	0	0	0	0	0	1	1
25	Velander, Paul	g	2	6	0	1	1	1	0	0	0	4	5	0	0	0	0	25
30	McCray, Toney	g	2	5	0	0	2	2	1	1	2	3	6	1	2	0	0	14
43	Salomon, Cole	g	0	0	0	0	0	0	0	0	0	0	0	0	0	0	0	4
44	Anderson, Ryan	g	7	9	2	4	3	4	2	3	5	4	19	1	2	0	0	26
TEAM																		
Totals			24	49	6	16	18	22	11	14	25	25	72	14	17	0	3	200

TOTAL FG%	1st Half: 12-25 48.0%	2nd Half: 12-24 50.0%	Game: 49.0%	DEADB.
3-Pt. FG%	1st Half: 3-7 42.9%	2nd Half: 3-9 33.3%	Game: 37.5%	REBOUNDS
F Throw %	1st Half: 5-7 71.4%	2nd Half: 13-15 86.7%	Game: 81.8%	2,2

HOME TEAM: Kansas State (20-9, 8-6 Big 12)

#	Player	f	tot-fg		3-pt		rebounds		pf	tp	a	to	b	s	min			
			fg	fga	fg	fga	of	de								tot		
15	Colon, Luis	f	0	1	0	0	0	0	2	0	2	2	0	1	0	0	0	9
23	Sutton, Dominique	f	4	7	0	0	0	0	3	1	4	5	8	0	1	0	1	21
42	Kent, Darren	f	4	8	1	1	4	5	3	2	5	3	13	1	1	0	1	26
00	Pullen, Jacob	g	4	12	1	6	9	9	1	3	4	4	18	5	3	0	1	37
21	Clemente, Denis	g	3	9	0	3	8	10	0	0	0	2	14	5	3	0	1	34
01	Brown, Fred	g	2	3	0	0	2	2	1	1	2	0	6	0	0	0	1	18
25	Awaji, Buchi	g	4	6	2	3	0	0	5	4	9	1	10	1	3	1	1	20
31	Merriewether, Chris	g	0	0	0	0	0	0	0	0	0	1	0	1	0	0	0	2
32	Samuels, Jamar	g	1	5	0	2	1	7	3	3	6	2	3	0	1	1	1	21
40	Anderson, Ron	g	2	2	0	0	1	4	3	1	4	0	5	0	0	0	0	12
TEAM																		
Totals			24	53	4	15	25	37	21	15	36	20	77	14	12	2	7	200

TOTAL FG%	1st Half: 9-27 33.3%	2nd Half: 15-26 57.7%	Game: 45.3%	DEADB.
3-Pt. FG%	1st Half: 2-9 22.2%	2nd Half: 2-6 33.3%	Game: 26.7%	REBOUNDS
F Throw %	1st Half: 10-16 62.5%	2nd Half: 15-21 71.4%	Game: 67.6%	4,1

Officials: Duke Edsall, Verne Harris, John Higgins. Technical fouls: NU-None. KSU-None. Attendance: 12,528

Score by Periods	1st	2nd	Total
Nebraska	32	40	72
Kansas State	30	47	77

GAME 28 NEBRASKA 77, IOWA STATE 61

3/4/09 6:37 p.m. at Lincoln, Neb. (Bob Devaney Sports Center)

TV: FS Midwest

VISITORS: Iowa State (14-16, 3-12 Big 12)

#	Player	f	tot-fg		3-pt		rebounds		pf	tp	a	to	b	s	min				
			fg	fga	fg	fga	of	de								tot			
21	Brackins, Craig	f	10	16	0	1	5	8	1	12	13	5	5	25	3	3	1	0	36
41	Hamilton, Justin	c	0	1	0	0	0	0	1	1	2	1	0	1	0	0	0	0	10
05	Staiger, Luca	g	5	9	5	9	2	3	0	3	3	1	17	0	2	0	0	0	36
10	Garrett, Diante	g	2	5	0	0	4	7	1	1	2	1	8	1	6	0	2	31	
22	Petersen, Bryan	g	2	3	0	1	1	2	0	1	1	2	5	0	1	0	0	0	25
00	Booyer, Charles	g	0	0	0	0	1	2	1	0	1	0	1	0	0	0	0	4	
01	Buckley, Dominique	g	2	3	0	0	0	0	0	2	2	2	4	1	3	0	0	0	15
03	Haluska, Sean	g	0	2	0	1	0	0	0	1	1	2	0	3	1	0	0	0	24
12	Eikmeier, Wes	g	0	0	0	0	0	0	0	0	0	1	0	0	0	0	0	0	3
15	Thompson, Alex	g	0	1	0	0	1	2	1	1	2	0	1	0	0	0	0	0	6
23	Vanderbeke, Jamie	g	0	2	0	2	0	0	0	0	0	2	0	0	1	0	0	0	6
24	Lee, Cameron	g	0	1	0	1	0	0	0	0	0	0	0	0	0	0	0	0	3
33	Mann, Clinton	g	0	0	0	0	0	0	0	0	0	1	0	0	0	0	0	0	1
TEAM																			
Totals			21	43	5	15	14	24	7	24	31	18	61	9	17	1	2	200	

TOTAL FG%	1st Half: 10-18 55.6%	2nd Half: 11-25 44.0%	Game: 48.8%	DEADB.
3-Pt. FG%	1st Half: 3-8 37.5%	2nd Half: 2-7 28.6%	Game: 33.3%	REBOUNDS
F Throw %	1st Half: 8-13 61.5%	2nd Half: 6-11 54.5%	Game: 58.3%	5

HOME TEAM: Nebraska (17-11, 7-8 Big 12)

#	Player	f	tot-fg		3-pt		rebounds		pf	tp	a	to	b	s	min			
			fg	fga	fg	fga	of	de								tot		
44	Anderson, Ryan	f	3	5	3	4	2	2	0	2	2	4	11	2	1	0	2	26
02	Krenk, Nick	g	0	1	0	1	0	0	0	0	0	0	0	0	0	0	0	5
04	Harley, Steve	g	4	7	2	3	0	2	0	2	2	1	10	2	1	0	1	28
11	Dagunduro, Ade	g	9	15	1	2	5	9	4	2	6	2	24	0	2	1	1	33
25	Velander, Paul	g	1	2	0	1	3	3	0	0	0	3	5	2	0	0	0	23
03	Richardson, Brandon	g	0	0	0	0	1	2	0	1	1	4	1	1	0	0	2	12
05	Henry, Sek	g	3	9	0	2	2	2	1	8	9	1	8	4	1	0	1	25
15	Edwards, Alonzo	g	0	0	0	0												

GAME 29 NEBRASKA 66, BAYLOR 62

3/7/09 3:01 p.m. at Waco, Texas (Ferrell Center)

TV: Big 12 Network
VISITORS: Nebraska (18-11, 8-8 Big 12)

TV: Big 12 Network

##	Player	tot-fg	3-pt	ft	fta	rebounds	pf	tp	a	to	b	s	min
		fg	fga	fg	fga	of	de						
32	Balham, Chris	f 0	0	0	0	0	1	1	0	0	0	0	5
04	Harley, Steve	g 3	6	0	2	0	0	1	1	6	3	0	31
05	Henry, Sek	g 2	4	2	3	0	0	3	3	0	0	0	13
11	Dagunduro, Ade	g 2	4	0	1	7	9	1	2	4	11	0	30
24	Miller, Cookie	g 1	3	1	2	4	4	0	5	0	7	3	34
03	Richardson, Brandon	g 1	5	0	4	2	2	1	4	1	0	0	19
15	Edwards, Alonzo	g 2	3	2	2	0	0	2	6	0	0	0	7
25	Velander, Paul	g 0	4	0	4	2	2	1	2	1	2	0	17
30	McCray, Toney	g 7	10	0	0	4	5	1	18	1	1	2	27
44	Anderson, Ryan	g 2	5	2	4	0	0	4	6	5	0	0	17
TEAM						1 1							
Totals.....		20 44		7 22		19 22		2 23 25		15 66		14 12 2 6 200	

TOTAL FG% 1st Half: 10-22 45.5% 2nd Half: 10-22 45.5% Game: 45.5% DEADBALL
 3-Pt. FG% 1st Half: 3-11 27.3% 2nd Half: 4-11 36.4% Game: 31.8% REBOUNDS
 F Throw % 1st Half: 3-4 75.0% 2nd Half: 16-18 88.9% Game: 86.4% 2

HOME TEAM: Baylor (17-13, 5-11 Big 12)

##	Player	tot-fg	3-pt	ft	fta	rebounds	pf	tp	a	to	b	s	min
		fg	fga	fg	fga	of	de						
23	Rogers, Kevin	f 4	7	0	0	2	4	2	4	6	5	10	32
15	Diene, Mamadou	c 0	0	0	0	0	0	1	0	1	1	0	5
00	Jerrells, Curtis	g 5	10	4	6	0	0	1	5	6	4	14	35
05	Dugat, Henry	g 3	8	0	3	1	2	0	6	6	0	7	34
45	Carter, Tweety	g 3	8	3	8	0	0	4	4	4	3	9	33
01	Wright, Kendall	g 0	0	0	0	0	0	0	0	0	1	0	0
04	Acy, Quincy	g 0	2	0	0	2	2	1	3	1	2	0	13
24	Dunn, LaceDarius	g 5	10	1	6	5	5	0	1	1	0	16	25
41	Jones, Anthony	g 0	2	0	1	0	0	1	1	2	0	0	8
50	Lomers, Josh	g 2	4	0	0	0	0	1	1	4	4	0	15
TEAM						1 1							
Totals.....		22 51		8 24		10 13		8 23 31		19 62		8 16 1 5 200	

TOTAL FG% 1st Half: 10-27 37.0% 2nd Half: 12-24 50.0% Game: 43.1% DEADBALL
 3-Pt. FG% 1st Half: 4-13 30.8% 2nd Half: 4-11 36.4% Game: 33.3% REBOUNDS
 F Throw % 1st Half: 1-2 50.0% 2nd Half: 9-11 81.8% Game: 76.9% 1

Officials: Duke Edsall, Hal Lusk, Darron George. Technical fouls: NU-None. BU-None.

Attendance: 6,346

Score by Periods	1st	2nd	Total
Nebraska	26	40	66
Baylor	25	37	62

GAME 30 BAYLOR 65, NEBRASKA 49

3/11/09 11:37 a.m. at Oklahoma City, Okla. (Ford Center)

TV: Big 12 Network
VISITORS: Baylor (18-13)

TV: Big 12 Network

##	Player	tot-fg	3-pt	ft	fta	rebounds	pf	tp	a	to	b	s	min
		fg	fga	fg	fga	of	de						
23	Rogers, Kevin	f 3	7	0	0	4	9	2	18	20	1	10	37
50	Lomers, Josh	c 5	5	0	0	1	2	3	2	5	3	11	22
00	Jerrells, Curtis	g 8	10	3	4	0	0	1	5	6	0	19	35
24	Dunn, LaceDarius	g 5	12	4	9	4	4	2	6	8	4	18	38
45	Carter, Tweety	g 1	5	0	3	2	2	0	0	0	1	4	37
01	Wright, Kendall	g 0	0	0	0	0	0	0	0	0	0	0	1
03	Ellis, Fred	g 0	0	0	0	0	0	0	0	0	0	0	1
04	Acy, Quincy	g 0	0	0	0	0	0	0	0	0	0	0	5
05	Dugat, Henry	g 1	4	0	1	1	2	2	0	2	1	3	18
15	Diene, Mamadou	g 0	0	0	0	0	0	0	0	0	0	0	3
41	Jones, Anthony	g 0	0	0	0	0	0	0	0	0	0	0	2
TEAM						2 2				1			
Totals.....		23 43		7 17		12 19		12 31 43		10 65		10 21 2 3 200	

TOTAL FG% 1st Half: 12-27 44.4% 2nd Half: 11-16 68.8% Game: 53.5% DEADBALL
 3-Pt. FG% 1st Half: 5-13 38.5% 2nd Half: 2-4 50.0% Game: 41.2% REBOUNDS
 F Throw % 1st Half: 1-1 100% 2nd Half: 11-18 61.1% Game: 63.2% 3

HOME TEAM: Nebraska (18-12)

##	Player	tot-fg	3-pt	ft	fta	rebounds	pf	tp	a	to	b	s	min
		fg	fga	fg	fga	of	de						
32	Balham, Chris	f 0	0	0	0	0	0	0	0	0	0	0	2
04	Harley, Steve	g 4	9	2	3	0	0	0	0	0	3	10	30
05	Henry, Sek	g 1	5	0	2	0	0	2	2	3	2	2	25
11	Dagunduro, Ade	g 9	15	0	1	3	3	2	4	6	4	21	33
24	Miller, Cookie	g 0	2	0	2	0	0	0	0	0	0	1	28
03	Richardson, Brandon	g 1	4	1	4	0	0	0	0	0	2	3	17
25	Velander, Paul	g 0	10	0	8	3	3	0	3	3	3	1	18
30	McCray, Toney	g 0	3	0	1	2	2	1	2	3	1	2	18
44	Anderson, Ryan	g 2	6	2	3	2	2	1	3	4	8	2	29
TEAM						1 1							
Totals.....		17 54		5 24		10 10		6 12 18		20 49		12 8 0 11 200	

TOTAL FG% 1st Half: 10-25 40.0% 2nd Half: 7-29 24.1% Game: 31.5% DEADBALL
 3-Pt. FG% 1st Half: 3-6 50.0% 2nd Half: 2-18 11.1% Game: 20.8% REBOUNDS
 F Throw % 1st Half: 4-4 100% 2nd Half: 6-6 100% Game: 100% 0

Officials: Ted Hillary, Gerry Pollard, Paul Janssen. Technical fouls - Baylor-Dunn, LaceDarius. Nebraska-Dagunduro, Ade; Anderson, Ryan. Attendance: 15,413

Score by Periods	1st	2nd	Total
Baylor	30	35	65
Nebraska	27	22	49

GAME 31 NEW MEXICO 83, NEBRASKA 71

3/17/09 9:05 p.m. CT at Albuquerque, N.M. (The Pit)

TV: ESPN
VISITORS: Nebraska (18-13)

TV: ESPN

##	Player	tot-fg	3-pt	ft	fta	rebounds	pf	tp	a	to	b	s	min
		fg	fga	fg	fga	of	de						
32	Balham, Chris	f 3	4	0	0	1	1	2	1	3	2	7	11
04	Harley, Steve	g 3	7	1	1	4	7	0	1	1	1	11	29
05	Henry, Sek	g 3	7	0	3	7	7	0	2	2	4	13	25
11	Dagunduro, Ade	g 2	13	0	2	4	5	2	3	5	4	8	28
24	Miller, Cookie	g 2	3	1	2	2	2	0	2	2	3	7	25
02	Krenk, Nick	g 0	0	0	0	0	0	0	0	0	0	0	1
03	Richardson, Brandon	g 2	3	1	2	2	4	0	0	0	1	7	19
15	Edwards, Alonzo	g 0	1	0	0	0	0	0	2	2	0	0	4
25	Velander, Paul	g 2	4	2	4	0	0	0	2	2	4	6	17
30	McCray, Toney	g 2	4	1	2	0	0	0	1	1	4	5	22
44	Anderson, Ryan	g 2	11	1	8	2	2	0	4	4	4	7	19
TEAM						2 2							
Totals.....		21 57		7 24		22 28		6 18 24		27 71		12 11 1 11 200	

TOTAL FG% 1st Half: 12-27 44.4% 2nd Half: 9-30 30.0% Game: 36.8% DEADBALL
 3-Pt. FG% 1st Half: 5-13 38.5% 2nd Half: 2-11 18.2% Game: 29.2% REBOUNDS
 F Throw % 1st Half: 5-7 71.4% 2nd Half: 17-21 81.0% Game: 78.6% 3,1

HOME TEAM: New Mexico (22-11)

##	Player	tot-fg	3-pt	ft	fta	rebounds	pf	tp	a	to	b	s	min
		fg	fga	fg	fga	of	de						
30	Martinez, Roman	f 2	2	2	2	1	2	1	8	9	5	7	30
32	Danridge, Tony	f 5	10	0	1	8	8	1	3	4	1	18	31
53	Faris, Daniel	f 10	17	0	0	8	9	4	9	13	2	28	31
05	Gary, Dairese	g 0	1	0	0	2	4	0	3	3	3	2	29
23	McDonald, Phillip	g 3	5	3	3	0	0	0	0	0	4	9	16
00	Hardeman, A.J.	g 0	0	0	0	1	4	2	2	4	1	1	11
02	Wills, Jonathan	g 0	2	0	1	1	2	0	0	0	1	1	13
11	Garth, Nate	g 0	1	0	0	2	2	0	0	0	1	2	15
15	Brown, Will	g 0	0	0	0	0	0	0	0	0	2	0	2
33	Toppert, Chad	g 4	9	3	8	4	4	0	7	7	2	15	24
TEAM						1 1							
Totals.....		24 47		8 15		27 35		8 33 41		22 83		16 19 2 4 200	

TOTAL FG% 1st Half: 11-25 44.0% 2nd Half: 13-22 59.1% Game: 51.1% DEADBALL
 3-Pt. FG% 1st Half: 4-8 50.0% 2nd Half: 4-7 57.1% Game: 53.3% REBOUNDS
 F Throw % 1st Half: 13-19 68.4% 2nd Half: 14-16 87.5% Game: 77.1% 4

Officials: Bobby Vetkoetter, Tim Gattis, Bobby McRoy. Nebraska-none. New Mexico-none.

Attendance: 7,974

Score by Periods	1st	2nd	Total
Nebraska	34	37	71
New Mexico	39	44	83



Paul Velander

NEBRASKA

1

[Outlook](#)

[Players](#)

[Coaches](#)

[Administration](#)

[Opponents](#)

[Review](#)

[Records](#)

[History](#)

[Media](#)

Nebraska All-Time Scoring Chart

CAREER POINTS (TOP 60 SCORERS)

Rank	Player, Seasons	G	FG-FGA (Pct.)	FT-FTA (Pct.)	Points (3pt.)	Avg.
1.	Dave Hoppen, 1983-84-85-86	111	804-1,341 (.600)	559-724 (.772)	2,167	19.5
2.	Eric Piatkowski, 1991-92-93-94	123	676-1,436 (.471)	380-489 (.777)	1,934 (202)	15.7
3.	Jerry Fort, 1973-74-75-76	105	777-1,793 (.433)	328-486 (.675)	1,882	17.9
4.	Andre Smith, 1978-79-80-81	114	673-1,148 (.586)	371-562 (.660)	1,717	15.1
5.	Aleks Maric, 2005-06-07-08	121	589-1,102 (.534)	448-679 (.660)	1,630 (4)	13.5
6.	Jaron Boone, 1993-94-95-96	127	575-1,327 (.433)	274-387 (.708)	1,609 (184)	12.7
7.	Erick Strickland, 1993-94-95-96	127	535-1,219 (.439)	337-434 (.776)	1,586 (179)	12.5
8.	Tyronn Lue, 1996-97-98	99	560-1,255 (.446)	312-396 (.788)	1,577 (145)	15.9
9.	Cookie Belcher, 1997-98-99-2000-01	131	576-1,291 (.446)	255-400 (.638)	1,552 (146)	11.9
10.	Rich King, 1988-89-90-91	124	564-1,000 (.564)	345-510 (.676)	1,475 (2)	11.9
11.	Venson Hamilton, 1996-97-98-99	129	528-1,002 (.527)	360-590 (.610)	1,416	11.0
12.	Carl McPipe, 1976-77-78-79	104	546-1,126 (.485)	208-317 (.656)	1,300	12.5
13.	Tom Baack, 1966-67-68	75	526-1,138 (.462)	247-297 (.832)	1,299	17.3
14.	Stuart Lantz, 1966-67-68	75	488-1,007 (.485)	293-395 (.742)	1,269	16.9
15.	Chuck Jura, 1970-71-72	77	500-910 (.549)	255-427 (.597)	1,255	16.3
16.	Larry Florence, 1997-98-99-2000	123	496-1,150 (.431)	220-325 (.677)	1,223 (11)	9.9
17.	Jack Moore, 1979-80-81-82	105	379-830 (.457)	446-495 (.901)	1,204	11.5
18.	Brian Carr, 1984-85-86-87	123	447-942 (.475)	230-287 (.801)	1,182 (58)	9.6
19.	Brian Banks, 1976-77-78-79	110	471-986 (.478)	208-298 (.698)	1,150	10.5
20.	Marvin Stewart, 1969-70-71	66	435-921 (.472)	268-359 (.747)	1,138	17.2
21.	Clifford Scales, 1988-89-90-91	123	441-902 (.489)	209-272 (.768)	1,136 (45)	9.2
	Carl Hayes, 1990-91-92	90	439-945 (.465)	221-360 (.614)	1,136 (37)	12.6
23.	Cary Cochran, 1999-2000-01-02	119	333-800 (.416)	147-164 (.896)	1,081 (268)	9.1
24.	Herschell Turner, 1958-59-60	72	371-898 (.413)	314-474 (.662)	1,056	14.7
25.	Mikki Moore, 1994-95-96-97	114	374-676 (.553)	235-359 (.655)	986 (3)	8.6
26.	Beau Reid, 1988-89-90-91	102	320-775 (.413)	250-337 (.742)	976 (86)	9.6
27.	Bob Siegel, 1974-75-76-77	101	405-973 (.416)	160-232 (.690)	970	9.6
28.	Tom Scantlebury, 1968-69-70	75	369-835 (.442)	227-303 (.749)	965	12.9
29.	Nate Branch, 1965-66-67	75	367-871 (.421)	224-320 (.700)	958	12.8
30.	Terrance Badgett, 1993-94-95-96	127	395-764 (.517)	141-229 (.616)	953 (22)	7.5
31.	Jamar Johnson, 1992-93-94	87	333-723 (.461)	166-210 (.790)	927 (95)	10.7
32.	Jason Dourisseau, 2003-04-05-06	117	330-726 (.455)	214-380 (.563)	912 (38)	7.8
33.	Jake Muhleisen, 2002-03-04-05	100	319-751 (.425)	178-241 (.739)	911 (95)	9.1
34.	John Turek, 2002-03-04-05	115	352-779 (.452)	194-358 (.545)	901 (2)	7.8
35.	Rex Ekwall, 1955-56-57	65	296-690 (.429)	288-394 (.731)	880	13.5
36.	Bruce Chubick, 1991-92-93-94	119	303-540 (.561)	264-400 (.660)	878 (8)	7.4
37.	Grant Simmons, 1964-65-66	74	305-709 (.430)	239-350 (.683)	849	11.5
38.	Dapreis Owens, 1989-90-91-92	117	329-679 (.484)	187-302 (.619)	845	7.2
39.	Bob Grattopp, 1968-69-70	76	255-608 (.419)	136-400 (.790)	826	10.9
40.	Jim Buchanan, 1950-51-52	69	345-942 (.366)	131-203 (.645)	821	11.9
41.	Bill Johnson, 1952-53-54	65	264-652 (.405)	286-484 (.591)	814	12.5
	Claude Retherford, 1947-48-49	74	318-1,090 (.292)	178-283 (.629)	814	11.0
43.	Bernard Day, 1986-87	63	309-567 (.545)	184-264 (.697)	802	12.7
44.	Stan Cloudy, 1983-84	62	347-672 (.516)	81-119 (.681)	775	12.5
45.	Ryan Anderson, 2007-08-09	91	273-630 (.433)	97-129 (.752)	774 (131)	8.5
46.	Bus Whitehead, 1948-49-50	72	275-831 (.331)	215-314 (.685)	765	10.6
47.	Nate Johnson, 2003-04	58	263-606 (.434)	186-234 (.795)	762 (50)	13.1
	Fred Seger, 1952-53-54	65	263-724 (.363)	236-360 (.656)	762	11.7
49.	Larry Cox, 1974-75-76	74	270-432 (.625)	217-297 (.731)	757	10.2
50.	Daryl Petsch, 1962-63-64	69	315-709 (.444)	124-197 (.629)	754	10.9
51.	Kimani Ffriend, 2000-01	58	267-460 (.580)	212-440 (.482)	746	12.9
52.	Andrew Drevvo, 2003-04	60	262-608 (.431)	133-187 (.711)	737 (80)	12.3
53.	Charlie Jones, 1962-63-64	75	300-731 (.410)	135-216 (.625)	735	9.8
54.	Brian Conklin, 2001-02-03-04	119	243-576 (.422)	67-81 (.827)	729 (176)	6.1
55.	Steffon Bradford, 2000-01	60	280-504 (.556)	156-247 (.632)	717	12.0
56.	Leroy Chalk, 1969-70-71	76	291-555 (.524)	133-197 (.675)	715	9.4
57.	Tom Russell, 1961-62	49	233-444 (.525)	246-329 (.748)	712	14.5
58.	Wes Wilkinson, 2003-04-05-06	118	252-595 (.423)	111-144 (.771)	711 (96)	6.0
59.	Derrick Chandler, 1992-93	60	297-585 (.508)	112-196 (.571)	706	11.8
60.	Willard Fagler, 1952-53-54-55	84	227-571 (.398)	251-373 (.673)	705	8.4

*Records kept only since 1948. NOTE: Year listed is for the second half of the season played, i.e., 82 would be for the 1981-82 season.

() Number in parenthesis following point total indicates number of career 3-point field goals made.

SINGLE-GAME POINTS

(all games over 30 points)

Player	Opponent (Date)	Points
1. Eric Piatkowski	vs. Oklahoma (3/11/94)	42
2. Aleks Maric	Kansas State (2/13/07)	41
3. Rich King	Northern Illinois (2/18/91)	40
Jerry Fort	Missouri (2/22/75)	40
5. Tom Russell	Kansas (2/21/62)	38
6. Aleks Maric	at Iowa State (2/15/06)	37
7. Aleks Maric	Iowa State (2/28/07)	36
Tyronn Lue	Virginia (12/27/97)	36
W.W. Walsh	Crete (1906-07)	36
10. Eric Piatkowski	Texas (11/28/93)	35
Dave Hoppen	Southern Colo. (11/29/84)	35
Herschell Turner	vs. Missouri (12/30/59)	35
13. Tyronn Lue	Western Illinois (11/19/97)	34
Andre Smith	E. Washington (12/3/79)	34
Jerry Fort	at Kansas State (1/17/76)	34
Chuck Jura	at Oklahoma St. (1/26/72)	34
Bill Johnson	Missouri (1/18/54)	34
W.E. Anderson	Kansas (3/2/1900)	34
19. Eric Piatkowski	Kansas (2/23/94)	33
Dave Hoppen	at Oklahoma St. (1/19/85)	33
Dave Hoppen	vs. Calif.-Irvine (12/28/84)	33
Andre Smith	Wisconsin-Oshkosh (1/4/80)	33
Andre Smith	Ala.-Birmingham (12/22/79)	33
Jerry Fort	Missouri (2/16/74)	33
Chuck Jura	Kansas (2/19/72)	33
Marvin Stewart	Nevada (12/14/70)	33
Tom Baack	vs. Marshall (3/13/67)	33
Fred Hare	at Texas (12/18/64)	33
29. Aleks Maric	Missouri (2/13/08)	32
Eric Piatkowski	Oklahoma State (3/2/94)	32
Dave Hoppen	at Montana St. (12/14/85)	32
Dave Hoppen	at Oklahoma (2/6/85)	32
Dave Hoppen	at Colorado State (1/12/85)	32
Jerry Fort	Oklahoma (2/12/75)	32
Marvin Stewart	Iowa State (1/16/71)	32
Marvin Stewart	Iowa State (2/15/69)	32
37. Aleks Maric	Missouri (2/24/07)	31
Tyronn Lue	at Colorado (2/21/98)	31
Jaron Boone	at Colorado (2/8/95)	31
Rich King	Harvard (12/1/89)	31
Eric Johnson	Creighton (11/26/88)	31
Jerry Fort	vs. Oklahoma St. (12/28/73)	31
Harold Cebrun	Wyoming (12/2/63)	31
Herschell Turner	at Missouri (3/2/59)	31
45. Aleks Maric	IPFW (11/26/07)	30
Tyronn Lue	Colorado (1/11/98)	30
Tyronn Lue	at Iowa State (2/22/97)	30
Tyronn Lue	at Oklahoma (1/25/97)	30
Tyronn Lue	vs. Oregon (11/25/95)	30
Jaron Boone	vs. Oregon (11/25/95)	30
Dapreis Owens	E. Washington (12/21/91)	30
Eric Johnson	Michigan State (11/30/89)	30
Dave Hoppen	South Dakota (12/1/84)	30
Andre Smith	vs. Michigan (3/6/80)	30
Lee Harris	Texas Christian (12/11/72)	30
Marvin Stewart	at Missouri (2/27/71)	30
Charlie Jones	at Texas Tech (12/1/62)	30
Herschell Turner	Detroit (1/31/59)	30
Herschell Turner	vs. Oklahoma St. (12/27/58)	30
Don Weber	vs. Kansas State (12/28/53)	30

SINGLE-GAME POINTS, FRESHMAN

Player	Points	Year
1. Tyronn Lue	30	1995-96
2. Ryan Anderson	29	2006-07
3. Jamel White	28	2005-06
Erick Strickland	28	1992-93
5. Dave Hoppen	27	1982-83
Jerry Fort	27	1972-73
7. Joe McCray	26	2004-05
Bob Siegel	26	1973-74
9. Dave Hoppen	25	1982-83
10. Joe McCray	24	2004-05
Dave Hoppen	24	1982-83
Jerry Fort	24	1972-73
Jerry Fort	24	1972-73
Jerry Fort	24	1972-73
Jerry Fort	24	1972-73

Individual Records

POINTS - GAME

Overall:

42, Eric Piatkowski, vs. Oklahoma, at Kansas City, March 11, 1994 (B8T)

At Home:

41, Aleks Maric, vs. Kansas State, Feb. 13, 2007

Away:

37, Aleks Maric, at Iowa State, Feb. 15, 2006

Neutral:

42, Eric Piatkowski, vs. Oklahoma, at Kansas City, March 11, 1994 (B8T)

Half:

24, Aleks Maric, vs. Missouri, Feb. 13, 2008 (2nd)

24, Tyronn Lue, vs. Virginia, Dec. 27, 1997 (2nd)

24, Dave Hoppen, vs. South Dakota, Dec. 1, 1984 (1st)

24, Jerry Fort, vs. Missouri, Feb. 22, 1975 (2nd)

Losing Effort:

38, Tom Russell, vs. Kansas, Feb. 21, 1962

Freshman:

30, Tyronn Lue, vs. Oregon, Nov. 25, 1995

Sophomore:

37, Aleks Maric, at Iowa State, Feb. 15, 2006

Junior:

41, Aleks Maric, vs. Kansas State, Feb. 13, 2007

Senior:

42, Eric Piatkowski, vs. Oklahoma, at Kansas City, March 11, 1994 (B8T)

Two Players:

65, Eric Piatkowski (42) and Bruce Chubick (23), vs. Oklahoma, at Kansas City, March 11, 1994 (B8T)

By Opponent:

46, Wilt Chamberlain, at Kansas, Feb. 8, 1958

46, Joe Scott, at Missouri, March 6, 1961

46, George Stone, Marshall, March 13, 1967 (NIT)

By Opponent, Half:

28, Jim McKean, Washington St., Dec. 12, 1966

By Opponent, Two Players:

70, George Stone (46) and Danny D'Antoni (24), Marshall, March 13, 1967 (NIT)

POINTS - SEASON

Overall:

704, Dave Hoppen, 1984-85 (30 games)

Conference:

349, Tyronn Lue, 1997-98 (16 games)

Average:

23.5, Dave Hoppen, 1984-85 (704 in 30 games)

Conference Average:

23.0, Dave Hoppen, 1984-85 (322 in 14 games)

Freshman:

445, Dave Hoppen, 1982-83 (32 games)

Sophomore:

603, Tyronn Lue, 1996-97 (32 games)

Junior:

704, Dave Hoppen, 1984-85 (30 games)

Senior:

646, Eric Piatkowski, 1993-94 (31 games)

20-Point-or-Better Scoring Games:

21, Dave Hoppen, 1984-85

Consecutive 20-Point-or-Better Scoring Games:

10, Dave Hoppen, 1984-85

Consecutive Double-Figure Scoring Games by a Freshman:

9, Joe McCray, Dec. 18, 2004 to Jan. 22, 2005 and Feb. 8 to March 10, 2005

POINTS - CAREER

Overall:

2,167, Dave Hoppen, 1983-86 (111 games)

Conference:

1,055, Jerry Fort, 1973-76 (56 games)

Average:

19.5, Dave Hoppen, 1983-86 (2,167 in 111 games)

Conference Average:

20.3, Dave Hoppen, 1983-86 (975 in 48 games)

20-Point-or-Better Scoring Games:

56, Dave Hoppen, 1983-86

Consecutive Games in Double Figures:

84, Dave Hoppen, March 11, 1983 to Feb. 1, 1986

FIELD GOALS - GAME

Made:

16, Marvin Stewart, vs. Nevada, Dec. 14, 1970 (24 attempts)

Conference Made:

15, Aleks Maric, vs. Iowa State, Feb. 28, 2007

15, Jerry Fort, three times

Attempted:

34, by several players

No Misses:

9, Chuck Jura, vs. Iowa, Dec. 5, 1970

9, Dave Hoppen, vs. S. Illinois, Nov. 26, 1985

9, Venson Hamilton, vs. Iowa St., Feb. 3, 1996

9, Mikki Moore at Nevada, March 18, 1997 (NIT)

9, Ade Dagunduro vs. UMBC, Dec. 23, 2008

No Misses, Conference Game:

9, Venson Hamilton, vs. Iowa St., Feb. 3, 1996

Consecutive Made (Multiple Games):

15, Ade Dagunduro, Dec. 20 to Dec. 30, 2008 (3 games)

Opponent Made:

20, George Stone, Marshall, March 13, 1967 (NIT, 38 attempts)

Opponent Attempted:

38, George Stone, Marshall, March 13, 1967 (NIT, 20 made)

Opponent Made, No Misses:

11, Lanny Van Eman, at Wichita St., Dec. 4, 1961

FIELD GOALS - SEASON

Made:

270, Dave Hoppen, 1984-85 (418 attempts)

Conference Made:

132, Jerry Fort, 1974-75 (294 attempts)

Attempted:

547, Tyronn Lue, 1997-98 (240 made)

Conference Attempted:

294, Jerry Fort, 1974-75 (132 made)

Percentage*:

.672, Larry Cox, 1975-76 (133-198)

Conference Percentage*:

.648, Dave Hoppen, 1984-85 (127-196)

Freshman Percentage:

.563, Mike Naderer, 1977-78 (63-112)

*Minimum 5 attempts per team game

FIELD GOALS - CAREER

Made:

804, Dave Hoppen, 1983-86 (1,341 attempts)

Conference Made:

438, Jerry Fort, 1973-76 (1,018 attempts)

Attempted:

1,793, Jerry Fort, 1973-76 (777 made)

Conference Attempted:

1,018, Jerry Fort, 1973-76 (438 made)

Percentage*:

.625, Larry Cox, 1974-76 (270-432)

Conference Percentage**:

.619, Larry Cox, 1974-76 (159-257)

*Minimum 400 attempts; **Minimum 200 attempts



Nebraska's all-time leading scorer and the only player in school history with more than 2,000 career points, Dave Hoppen was the first Nebraska player to have his jersey (42) retired.



3-PT. FIELD GOALS - GAME

Made:
8, Cary Cochran, vs. Baylor, Feb. 27, 2002 (13 att.)

Conference Made:
8, Cary Cochran, vs. Baylor, Feb. 27, 2002 (13 att.)

Attempted:
14, Marcus Perry, at Colorado, March 3, 2007 (5 made)

Percentage*:
1.000, Ryan Anderson (5-5),
at Rutgers, Dec. 2, 2006
1.000, Brian Conklin (5-5),
vs. Missouri, Feb. 7, 2004
1.000, Cary Cochran (5-5),
at Missouri, Jan. 6, 2001

Conference Percentage*:
1.000, Brian Conklin (5-5),
vs. Missouri, Feb. 7, 2004
1.000, Cary Cochran (5-5),
at Missouri, Jan. 6, 2001

Opponent Made:
8, Obi Muonelo, Oklahoma State,
March 5, 2007 (11 att.)
8, Josh Carter, Texas A&M,
Feb. 10, 2007 (11 att.)
8, Devin Brown, UT-San Antonio,
Nov. 28, 2001 (13 att.)
8, Eric Martin, at Oklahoma, Jan. 20, 1999 (10 att.)
8, Jerald Brown, Texas A&M,
Jan. 11, 1997 (10 att.)
8, Randy Rutherford, Oklahoma State,
Feb. 1, 1995 (14 att.)
8, Dave Sieger, at Oklahoma,
Feb. 21, 1987 (13 att.)

Opponent Attempted:
17, Dominick Young, at Fresno State,
March 22, 1996 (5 made)

Opponent, No Misses:
6, Craig Michaelis, at Miami (Ohio),
Nov. 27, 1989

*Minimum 5 attempts

3-PT. FIELD GOALS - SEASON

Made:
89, Cary Cochran, 2001-02 (207 att.)

Conference Made:
53, Cary Cochran, 2001-02 (121 att.)

Freshman Made:
80, Joe McCray, 2004-05 (226 att.)

Attempted:
226, Joe McCray, 2004-05 (80 made)

Conference Attempted:
132, Joe McCray, 2004-05 (45 made)

Percentage*:
.559, Brian Conklin, 2003-04 (66-118)

Conference Percentage*:
.617, Brian Conklin, 2003-04 (37-60)

Freshman Percentage*:
.463, Jay-R Strowbridge, 2006-07 (25-54)

Consecutive Games 3-Point Goal Scored:
35, Cary Cochran, Dec. 20, 2000 to Jan. 5, 2002

*Minimum 1.5 attempts per team game

3-PT. FIELD GOALS - CAREER

Made:
268, Cary Cochran, 1999-02 (630 att.)

Conference Made:
156, Cary Cochran, 1999-02 (356 att.)

Attempted:
630, Cary Cochran, 1999-02 (268 made)

Conference Attempted:
356, Cary Cochran, 1999-02 (156 made)

Percentage:
.431, Brian Conklin, 2001-04 (173-401)

Conference Percentage:
.463, Henry T. Buchanan, 1987-88 (38-82)

FREE THROWS - GAME

Made:
18, David Ponce, at Creighton,
Dec. 4, 1982 (19 att.)

Conference Made:
16, Tom Russell, vs. Kansas, Feb. 21, 1962 (17 att.)

Attempted:
25, Aleks Maric, vs. Kansas State, Feb. 13, 2007
(15 made)

Conference Attempted:
25, Aleks Maric, vs. Kansas State, Feb. 13, 2007
(15 made)

No Misses:
15, Jack Moore, vs. Oklahoma St., Feb. 10, 1982

Opponent Made:
18, Wilt Chamberlain, at Kansas, Feb. 8, 1958 (23 att.)

Opponent Attempted:
23, Wilt Chamberlain, at Kansas, Feb. 8, 1958
(18 made)

Opponent Made, No Misses:
15, John Crawford, Iowa State, at Kansas City
Dec. 29, 1956 (Holiday Tournament)

FREE THROWS - SEASON

Made:
184, Jack Moore, 1979-80 (211 att.)

Conference Made:
88, Aleks Maric, 2006-07 (132 att.)

Attempted:
227, Kimani Ffriend, 1999-00 (115 made)

Conference Attempted:
132, Aleks Maric, 2006-07 (88 made)

Percentage*:
.939, Jack Moore, 1981-82 (123-131)

Conference Percentage*:
.938, Jack Moore, 1981-82 (60-64)

Freshman Percentage*:
.837, Eric Piatkowski, 1990-91 (72-86)

Consecutive Made:
39, Jack Moore, Jan. 27 to Feb. 15, 1982

*Minimum 2 attempts per team game

FREE THROWS - CAREER

Made:
559, Dave Hoppen, 1983-86 (724 att.)

Conference Made:
267, Dave Hoppen, 1983-86 (338 att.)

Attempted:
724, Dave Hoppen, 1983-86 (559 made)

Conference Attempted:
371, Aleks Maric, 2005-08 (254 made)

Percentage*:
.901, Jack Moore, 1979-82 (446-495)

Conference Percentage*:
.877, Jack Moore, 1979-82 (185-211)

*Minimum 200 attempts

REBOUNDS - GAME

Rebounds:
26, Bill Johnson, vs. Iowa State, Jan. 4, 1954

Half:
15, Carl McPipe, vs. California-Davis,
Dec. 16, 1977 (1st)

Two Players:
39, Leroy Chalk (20) and Chuck Jura (19),
vs. Colorado, March 6, 1971

Opponent:
24, Bill Bridges, Kansas, twice
24, Andy Hopson, at Oklahoma St., Jan. 26, 1974

Opponent Two Players:
39, Dave DeBusschere (23) and
Charlie North (16) at Detroit, Dec. 17, 1960



Eric Piatkowski helped Nebraska to four straight NCAA Tournament appearances in the early 1990s and posted 1,934 career points to rank second on the Nebraska scoring chart.



Brian Carr holds the Husker career assist record with 682 and is more than 200 assists ahead of second place.

REBOUNDS - SEASON

Overall:

- 335, Aleks Maric, 2007-08 (33 games)
- 335, Venson Hamilton, 1998-99 (33 games)

Conference:

- 186, Aleks Maric, 2007-08 (16 games)

Freshman:

- 169, Aleks Maric, 2004-05 (27 games)

Average:

- 11.7, Chuck Jura, 1971-72 (305 in 26 games)

Conference Average:

- 11.6, Aleks Maric, 2007-08 (186 in 16 games)

REBOUNDS - CAREER

Overall:

- 1,080, Venson Hamilton, 1996-99 (129 games)

Conference:

- 574, Aleks Maric, 2005-08 (64 games)

Average:

- 10.4, Rex Ekwall, 1955-57 (679 in 65 games)

Conference Average:

- 10.5, Leroy Chalk, 1969-71 (442 in 42 games)

ASSISTS - GAME

Assists:

- 18, Brian Carr, at Evansville, Jan. 3, 1985

Conference*:

- 13, Brian Carr, vs. Missouri, Jan. 28, 1987

Half:

- 10, Brian Carr, at Evansville, Jan. 3, 1985 (2nd)
- 10, Charles Richardson Jr., at Rutgers, Dec. 2, 2006 (2nd)

Opponent:

- 18, Tom Kivisto, Kansas, at Kansas City, Dec. 29, 1973 (Big Eight Holiday Tournament)

*Note: Carr had 14 assists at Kansas in a Big Eight Tournament game, March 5, 1985.

ASSISTS - SEASON

Assists:

- 237, Brian Carr, 1984-85 (30 games)

Conference:

- 113, Brian Carr, 1984-85 (14 games)

Freshman:

- 144, Tyronn Lue, 1995-96 (35 games)

Average:

- 7.90, Brian Carr, 1984-85 (237 in 30 games)

Conference Average:

- 8.10, Brian Carr, 1984-85 (113 in 14 games)

ASSISTS - CAREER

Assists:

- 682, Brian Carr, 1984-87 (123 games)

Conference:

- 297, Brian Carr, 1984-87 (56 games)

Average:

- 5.54, Brian Carr, 1984-87 (682 in 123 games)

Conference Average:

- 5.30, Brian Carr, 1984-87 (297 in 56 games)

Note: Assist records available only since 1974.

STEALS - GAME

Steals:

- 8, Greg Downing, vs. UMKC, Dec. 8, 1982
- 8, Cookie Belcher, at Texas Tech, Feb. 20, 1999
- 8, Venson Hamilton, vs. Texas Tech, March 4, 1999 (B12T)
- 8, Cookie Belcher, vs. Oklahoma St., Feb. 7, 2001

Conference:

- 8, Cookie Belcher, at Texas Tech, Feb. 20, 1999
- 8, Cookie Belcher, vs. Oklahoma St., Feb. 7, 2001

Opponent:

- 8, Alvin Robertson, at Arkansas, Jan. 3, 1983
- 8, Dominick Young, at Fresno St., March 22, 1996
- 8, Jose Winston, vs. Colorado, Jan. 23, 1999

STEALS - SEASON

Steals:

- 102, Cookie Belcher, 1998-99 (32 games)

Freshman:

- 87, Cookie Belcher, 1996-97 (33 games)

STEALS - CAREER

Steals:

- 353, Cookie Belcher, 1997-2001 (131 games)

Conference:

- 163, Cookie Belcher, 1997-2001 (64 games)

Note: Steal statistics available only since 1978.

BLOCKS - GAME

Blocks:

- 9, Mikki Moore, vs. Coppin State, Dec. 6, 1996

Conference:

- 7, Rich King, at Oklahoma State, Jan. 20, 1990
- 7, Kimani Ffriend, at Kansas St., Jan. 30, 2001
- 7, John Turek, vs. Colorado, March 2, 2005

Opponent:

- 8, Walter Downing, DePaul, March 28, 1983 (NIT)
- 8, John Flippen, Baylor, March 9, 2000 (B12)

BLOCKS - SEASON

Blocks:

- 91, Derrick Chandler, 1991-92 (29 games)

Conference:

- 43, Venson Hamilton, 1998-99 (16 games)

Freshman:

- 39, John Turek, 2001-02 (26 games)
- 39, Venson Hamilton, 1995-96 (32 games)

BLOCKS - CAREER

Blocks:

- 241, Venson Hamilton, 1996-99 (129 games)

Conference:

- 106, Venson Hamilton, 1996-99 (59 games)

Note: Blocked shot statistics available only since 1978.

MINUTES PLAYED - GAME

Minutes Played:

- 60, Jack Moore and Andre Smith, vs. UAB, Dec. 22, 1979 (40T)

PLAYING TIME - SEASON

Games Played:

- 35, Terrance Badgett, Bernard Garner, Tyronn Lue, Mikki Moore, Erick Strickland, 1995-96

Games Started:

- 34, Beau Reid, Clifford Scales, 1990-91
- 34, Jaron Boone, Bernard Garner, Tyronn Lue, Erick Strickland, 1995-96

Minutes Played:

- 1,155, Dave Hoppen, 1984-85 (30 games)

Conference Minutes Played:

- 614, Tyronn Lue, 1996-97 (16 games)

Minutes Played Per Game:

- 38.5, Dave Hoppen, 1984-85 (1,155 in 30 games)

Conference Minutes Played Per Game:

- 39.1, Dave Hoppen, 1984-85 (548 in 14 games)

PLAYING TIME - CAREER

Games Played:

- 131, Cookie Belcher, 1997-2001

Consecutive Games Played:

- 123, Brian Carr, 1984-87

Games Started:

- 128, Cookie Belcher, 1997-2001 (131 games)

Consecutive Games Started:

- 111, Dave Hoppen, 1983-86

Minutes Played:

- 4,095, Cookie Belcher, 1997-2001 (131 games)

Conference Minutes Played:

- 2,004, Cookie Belcher, 1997-2001 (64 games)

Minutes Played Per Game, Four-Year Career:

- 33.4, Dave Hoppen, 1983-86 (3,711 in 111 games)

Minutes Played Per Game, Three-Year Career:

- 34.5, Andre Smith, 1979-81 (2,901 in 84 games; minutes not available for Smith's freshman year, 1978)

Minutes Played Per Game, Two-Year Career:

- 33.3, Stan Cloudy, 1983-84 (2,066 in 62 games)

Conference Minutes Played Per Game:

- 35.5, Tyronn Lue, 1996-98 (1,633 in 46 games)



Team Records

POINTS - GAME

Overall:

117, vs. Oklahoma (113), at Kansas City, Mo., March 8, 1991 (OT, B8T); vs. Harvard (79), Dec. 1, 1989

Conference:

111, at Oklahoma (99), Jan. 26, 1991;
at Oklahoma (115), Feb. 14, 1994 (OT)

Home Court:

117, vs. Harvard (79), Dec. 1, 1989

Opponent's Court:

111, at Oklahoma (99), Jan. 26, 1991
111, at Oklahoma (115), Feb. 14, 1994 (OT)

Neutral Court:

117, vs. Oklahoma (113), at Kansas City, Mo., March 8, 1991 (OT, B8T)

First Half:

64, vs. Tennessee Tech, Dec. 14, 1990

Second Half:

66, vs. Oklahoma, Feb. 16, 1991

Both Teams:

230, at Oklahoma (133), Nebraska (97), Feb. 21, 1987
230, Nebraska (117), Oklahoma (113), at Kansas City, Mo., March 8, 1991 (OT, B8T)

Losing Effort:

111, at Oklahoma (115), Feb. 14, 1994 (OT)

Margin of Victory:

74, Nebraska (82), at Crete (8), Jan. 4, 1907

Margin of Defeat:

56, at Kansas (102), Nebraska (46), Feb. 8, 1958

Players Scoring in Double Figures:

8, at Oklahoma, Jan. 26, 1991,
[Tony Farmer (22), Carl Hayes (16), Beau Reid (14), Rich King (12), Jose Ramos (12), Eric Piatkowski (11), Keith Moody (11), Clifford Scales (10)]
8, vs. Appalachian State, Dec. 31, 1994,
[Erick Strickland (21), Jaron Boone (17), Mikki Moore (12), Chris Sallee (12), Tom Wald (11), Melvin Brooks (10), Terrance Badgett (10), Chester Surlis (10)]

Opponent:

133, at Oklahoma (NU 97), Feb. 21, 1987

Opponent, Half:

70, at Oklahoma, Feb. 21, 1987 (2nd)

POINTS - SEASON

Overall:

2,977, 1990-91 (34 games)

Conference:

1,219, 1993-94 (14 games)

Average:

87.6, 1990-91 (2,977 in 34 games)

Conference Average:

87.1, 1993-94 (1,219 in 14 games)

Opponent:

2,672, 1990-91 (34 games)

Opponent, Conference:

1,297, 1989-90 (14 games)

Opponent Average:

86.1, 1989-90 (2,410 points in 28 games)

Opponent Conference Average:

92.6, 1989-90 (1,297 in 14 games)

NU 100-Point Games:

7, 1990-91

Opponent 100-Point Games:

6, 1989-90

FIELD GOALS - GAME

Made:

51, vs. Nevada, Dec. 14, 1970 (81 att.)

Conference Made:

44, vs. Missouri, Jan. 28, 1967 (86 att.)

Attempted:

97, vs. Cal State Fullerton, Dec. 4, 1967 (41 made)

Conference Attempted:

83, vs. Oklahoma, Jan. 25, 1992 (28 made)

Percentage:

.750, vs. Nebraska-Omaha, Jan. 25, 1988 (42-56)

Conference Percentage:

.679, at Kansas, Feb. 5, 1980 (19-28)

Half Percentage:

.840, vs. Nebraska-Omaha, Jan. 25, 1988 (21-25, 1st)

Conference Half Percentage:

.833, vs. Iowa State, Feb. 21, 1985 (15-18, 2nd)

Opponent Made:

50, at Oklahoma, Feb. 21, 1987 (88 att.)

Opponent Attempted:

91, three times, most recently at Southern Utah,
Nov. 30, 1991 (39 made)

Opponent Percentage:

.771, Kansas State, at Nebraska, Feb. 3, 1982 (27-35)

Opponent Half Percentage:

.857, Kansas State, at Nebraska, Feb. 3, 1982 (12-14, 1st)

FIELD GOALS - SEASON

Made:

1,081, 1990-91 (2,185 att.)

Conference Made:

439, 1997-98 (976 att.)

Attempted:

2,185, 1990-91 (1,081 made)

Conference Attempted:

976, 1997-98 (439 made)

Percentage:

.514, 1983-84 (786-1,529)

Conference Percentage:

.511, 1982-83 (346-677)

Opponent Percentage:

.521, 1979-80 (856-1,644)

Opponent Conference Percentage:

.530, 1979-80 (366-694)

3-PT. FIELD GOALS - GAME

Made:

18, vs. Kansas, Feb. 24, 2002 (37 att.)

Attempted:

37, vs. Kansas, Feb. 24, 2002 (18 made)

Percentage*:

.667, vs. Chicago State, Jan. 16, 1990 (8-12)

.667, vs. Western Illinois, Nov. 19, 1997 (10-15)

.667, vs. Pacific, Jan. 4, 2000 (10-15)

Conference Percentage*:

.611, vs. Baylor, Jan. 21, 2004 (11-18)

Opponent Made:

17, at Oklahoma, Feb. 21, 1987 (27 att.)

Opponent Attempted:

37, Baylor, Feb. 14, 1998 (9 made)

Opponent Percentage*:

.765, at Kansas State, Jan. 10, 1987 (13-17)

*Minimum 10 attempts

3-PT. FIELD GOALS - SEASON

Made:

267, 2001-02 (729 att.)

Conference Made:

167, 2001-02 (447 att.)

Attempted:

729, 2001-02 (267 made)

Conference Attempted:

447, 2001-02 (167 made)

Percentage:

.389, 2003-04 (210-540)

Conference Percentage:

.413, 1986-87 (52-126)

Opponent Percentage:

.423, 1986-87 (143-338)

Opponent Conference Percentage:

.500, 1986-87 (59-118)



Before leaving a year early for the NBA Draft, Tyronn Lue led NU to three postseason tournament appearances. He currently ranks eighth on the Nebraska career scoring chart.

FREE THROWS - GAME

Made:
43, vs. Texas, Jan. 3, 1996 (59 att.)

Attempted:
60, vs. Kansas State, Jan. 11, 1954 (36 made)

No Misses:
17, at Oklahoma State, Jan. 31, 1979

No Misses, Half:
17, vs. Oklahoma, at Kansas City,
March 8, 1991 (1st, B&T)

Consecutive Made:
25 vs. Oklahoma, at Kansas City, Dec. 28, 1967

Opponent Made:
44, Oklahoma State, at Nebraska, Feb. 14, 1990 (52 att.)

Opponent Attempted:
52, Oklahoma St., at Nebraska, Feb. 14, 1990 (44 made)

Opponent No Misses:
16, at Kansas State, Jan. 26, 1980

FREE THROWS - SEASON

Made:
690, 1990-91 (981 att.)

Conference Made:
301, 1990-91 (417 att.)

Attempted:
981, 1990-91 (690 made)

Conference Attempted:
417, 1990-91 (301 made)

Percentage:
.765, 1967-68 (504-659)

Conference Percentage:
.782, 1993-94 (258-330)

Consecutive Made:
34, 1985-86 (last 13 at Oklahoma, Jan. 29;
first 21 at Colorado, Feb. 1)

Opponent Percentage:
.750, 1979-80 (389-519)

Opponent Conference Percentage:
.800, 1979-80 (179-212)

REBOUNDS - GAME

Rebounds:
77, vs. Kansas State, Feb. 18, 1957

Opponent:
77, at Kansas, Feb. 23, 1957

REBOUNDS - SEASON

Rebounds:
1,454, 1990-91 (34 games)

Conference:
655, 1959-60 (14 games)

Average:
48.8, 1959-60 (1,170 in 24 games)

Conference Average:
46.8, 1959-60 (655 in 14 games)

Highest Margin:
+6.6, 1990-91 (42.8-36.2)

Opponent Average:
49.6, 1959-60 (1,191 in 24 games)

ASSISTS - GAME

Assists:
36, vs. Montana State, Dec. 23, 1977

Conference:
31, vs. Iowa State, Feb. 4, 1973

Opponent:
36, at Oklahoma, Feb. 21, 1987

ASSISTS - SEASON

Assists:
696, 1990-91 (34 games)

Conference:
289, 1984-85 (14 games)

Average:
20.5, 1984-85 (615 in 30 games)

Conference Average:
20.6, 1984-85 (289 in 14 games)

Opponent:
579, 1990-91 (34 games)

Opponent Conference:
309, 1989-90 (14 games)

Note: Assist statistics available only since 1974.

TURNOVERS - GAME

Fewest:
3, vs. Iowa State, Feb. 16, 2002
3, vs. Maryland Eastern Shore, Jan. 3, 2009

Most:
31, at Creighton, Dec. 11, 2005

Fewest by Opponent:
4, by Western Kentucky, March 14, 1986 (NCAA)
at Evansville, Jan. 3, 1985

Most by Opponent:
35, Denver, at Nebraska, Nov. 26, 1982

TURNOVERS - SEASON

Fewest:
302, 1981-82 (28 games)

Fewest Conference:
132, 1981-82 (14 games)

Most:
627, 1995-96 (35 games)

Most Conference:
310, 1999-00 (16 games)

Fewest Per Game:
10.8, 1981-82 (302 in 29 games)

Most Per Game:
19.3, 1999-00 (579 in 30 games)

Fewest Opponent:
363, 1985-86 (30 games)

Fewest Opponent Conference:
168, 1984-85 (14 games)

Most Opponent:
618, 1990-91 (34 games)

Most Opponent Conference:
291, 1998-99 (16 games)

Note: Turnover statistics available only since 1978.

BLOCKED SHOTS - GAME

Most:
15, vs. Coppin State, Dec. 6, 1996

Conference:
12, vs. Colorado, March 2, 2005

Opponent:
17, at Iowa State, Jan. 25, 2003

BLOCKED SHOTS - SEASON

Most:
202, 1996-97 (33 games)

Conference:
85, 1996-97 (16 games)

Opponent:
144, 2002-03 (30 games)

Opponent Conference:
95, 2002-03 (16 games)

Note: Blocked shot statistics available only since 1978.

STEALS - GAME

Steals:
23, vs. Texas Tech, March 4, 1999

Conference:
21, vs. Texas, Jan. 10, 1999

Opponent:
20, at Oklahoma, Jan. 14, 1993

STEALS - SEASON

Steals:
359, 1998-99 (33 games)

Conference:
166, 1998-99 (16 games)

Opponent:
327, 1995-96 (35 games)

Opponent Conference:
165, 1991-92 (14 games)

Note: Steal statistics available only since 1978.

GAMES PLAYED - SEASON

Played:
35, 1995-96 (21-14)

Victories:
26, 1990-91 (8 losses)

Conference Victories:
12, 1915-16 (12-0)
12, 1965-66 (12-2)

Home Victories:
17, 2007-08 (3 losses)*
17, 1982-83 (1 loss)

** game at Qwest Center Omaha considered home game*

Road Victories:
12, 1990-91 (7 losses)

Percentage:
.933, 1911-12 (14-1)

Conference Percentage:
1.000, 1911-12 (8-0)
1.000, 1912-13 (10-0)
1.000, 1913-14 (7-0)
1.000, 1915-16 (12-0)

Losses:
19, 1962-63 (6 wins); 1999-2000 (11 wins);
2002-03 (11 wins)

Conference Losses:
13, 1962-63 (1 win); 2002-03 (3 wins)

Home Losses:
9, 1931-32 (1 win); 1962-63 (4 wins)

Road Losses:
13, 1951-52 (0 wins)
13, 1963-64 (1 win)
13, 1999-00 (1 win)
13, 2002-03 (3 wins)

Overtime Games:
4, 1955-56 (won 3)
4, 1979-80 (won 3)
4, 1986-87 (won 4)
4, 1996-97 (won 2)
4, 2007-08 (won 1)

Overtimes, Single Game:
4, Nebraska 92, UAB 84, at Nebraska,
Dec. 22, 1979

Single-Season Records

POINTS SCORED

1.	Dave Hoppen (1985)	704
2.	Tyronn Lue (1998)	678
3.	Eric Piatkowski (1994)	646
4.	Tyronn Lue (1997)	603
5.	Andre Smith (1980)	600
6.	Dave Hoppen (1984)	598
7.	Jaron Boone (1995)	559
8.	Aleks Maric (2007)	556
9.	Marvin Stewart (1971)	556
10.	Chuck Jura (1972)	551

SCORING AVERAGE (min. 400 pts.)

	G	Pts.	Avg.	
1.	Dave Hoppen (1985)	30	704	23.5
2.	Dave Hoppen (1986)	19	420	22.1
3.	Eric Piatkowski (1994)	30	646	21.5
4.	Marvin Stewart (1971)	26	556	21.4
5.	Chuck Jura (1972)	26	551	21.2
6.	Tyronn Lue (1998)	32	678	21.2
7.	Jerry Fort (1975)	26	525	20.2
8.	Dave Hoppen (1984)	30	598	19.9
9.	Andre Smith (1980)	31	600	19.4
10.	Stuart Lantz (1968)	25	482	19.3

FIELD GOALS MADE

1.	Dave Hoppen (1985)	270
2.	Tyronn Lue (1998)	240
3.	Andre Smith (1980)	237
4.	Eric Piatkowski (1994)	226
5.	Dave Hoppen (1984)	220
6.	Chuck Jura (1972)	220
7.	Jerry Fort (1975)	218
8.	Marvin Stewart (1971)	215
9.	Tyronn Lue (1997)	215
10.	Jerry Fort (1974)	207

FIELD GOALS ATTEMPTED

1.	Tyronn Lue (1998)	547
2.	Jerry Fort (1975)	508
3.	Jerry Fort (1974)	484
4.	Jim Buchanan (1952)	484
5.	Tyronn Lue (1997)	476
6.	Eric Piatkowski (1994)	456
7.	Jaron Boone (1995)	455
8.	Jerry Fort (1976)	452
9.	Marvin Stewart (1971)	426
10.	Dave Hoppen (1985)	418

FIELD GOAL PCT. (min. 5 att./team game)

	FG-PGA	Pct.	
1.	Larry Cox (1976)	133-198	.672
2.	Dave Hoppen (1985)	270-418	.646
3.	Kimani Ffriend (2001)	144-231	.623
4.	Dave Hoppen (1986)	151-245	.616
5.	Andre Smith (1980)	237-388	.611
6.	Steffon Bradford (2001)	155-257	.603
7.	Dave Hoppen (1984)	220-367	.599
8.	Chuck Jura (1971)	181-306	.592
9.	Pete Manning (1988)	111-188	.590
10.	Andre Smith (1981)	185-314	.589

3-POINT FIELD GOALS MADE

1.	Cary Cochran (2002)	89
2.	Joe McCray (2005)	80
3.	Cary Cochran (2001)	78
4.	Tyronn Lue (1998)	78
5.	Jaron Boone (1995)	70
6.	Marcus Perry (2007)	67
7.	Brian Conklin (2004)	66
8.	Brian Conklin (2002)	65
9.	Eric Piatkowski (1994)	63
10.	Wes Wilkinson (2006)	62
11.	Cary Cochran (2000)	62

3-POINT FIELD GOALS ATTEMPTED

1.	Joe McCray (2005)	226
2.	Tyronn Lue (1998)	209
3.	Cary Cochran (2002)	207
4.	Jaron Boone (1995)	182
5.	Eric Piatkowski (1994)	172
6.	Jaron Boone (1996)	167
7.	Cary Cochran (2001)	165
8.	Marcus Perry (2007)	163
9.	John Robinson II (2002)	160
10.	Cary Cochran (2000)	160
11.	Erick Strickland (1995)	160

3-POINT PCT. (min. 25 made)

	3FG-Att.	Pct.	
1.	Brian Conklin (2004)	66-118	.559
2.	Cary Cochran (2001)	78-165	.473
3.	Jay-R Strowbridge (2007)	25-54	.473
4.	Clifford Scales (1991)	26-57	.456
5.	Henry T. Buchanan (1987)	28-62	.452
6.	Brian Conklin (2002)	65-150	.433
7.	Ryan Anderson (2007)	48-111	.432
8.	Cary Cochran (2002)	89-207	.430
9.	Wes Wilkinson (2006)	62-148	.419
10.	Marcus Perry (2007)	67-163	.411

FREE THROWS MADE

1.	Jack Moore (1980)	184
2.	Dave Hoppen (1985)	164
3.	Dave Hoppen (1984)	158
4.	Aleks Maric (2007)	147
5.	Bob Grattopp (1969)	141
6.	Tom Russell (1962)	140
7.	Tony Farmer (1991)	137
8.	Aleks Maric (2008)	136
9.	Stuart Lantz (1968)	136
10.	Herschell Turner (1959)	136

FREE THROWS ATTEMPTED

1.	Kimani Ffriend (2000)	221
2.	Aleks Maric (2007)	216
3.	Kimani Ffriend (2001)	213
4.	Bill Johnson (1954)	212
5.	Jack Moore (1980)	211
6.	Dave Hoppen (1985)	210
7.	Dave Hoppen (1984)	208
8.	Aleks Maric (2008)	207
9.	Venson Hamilton (1999)	198
10.	Tony Farmer (1991)	197

FREE THROW PCT. (min. 2 att./game)

	FT-FTA	Pct.	
1.	Jack Moore (1982)	123-131	.939
2.	Cary Cochran (2002)	71-77	.9221
3.	Jack Moore (1981)	118-128	.9219
4.	Jack Moore (1980)	184-211	.872
5.	David Ponce (1984)	67-77	.870
6.	Nate Johnson (2004)	103-119	.866
7.	Kent Reckewey (1973)	35-41	.854
8.	Tom Baack (1966)	92-108	.852
9.	Brian Carr (1986)	79-93	.849
10.	Jamar Johnson (1992)	53-63	.841

REBOUNDS

1.	Aleks Maric (2008)	335
2.	Venson Hamilton (1999)	335
3.	Venson Hamilton (1998)	315
4.	Chuck Jura (1972)	305
5.	Leroy Chalk (1971)	290
6.	Rich King (1991)	274
7.	Venson Hamilton (1997)	269
8.	Kimani Ffriend (2000)	263
9.	Aleks Maric (2007)	260
10.	Dave Hoppen (1985)	258

REBOUND AVG. (min. 175 rebounds)

	G	Reb.	Avg.	
1.	Chuck Jura (1972)	26	305	11.7
2.	Rex Ekwall (1955)	21	241	11.5
3.	Bill Johnson (1954)	21	236	11.2
4.	Leroy Chalk (1971)	26	290	11.1
5.	Rex Ekwall (1956)	21	224	10.7
6.	Aleks Maric (2008)	33	335	10.2
7.	Venson Hamilton (1999)	33	335	10.2
8.	Leroy Chalk (1969)	26	257	9.9
9.	Venson Hamilton (1998)	32	315	9.8
10.	Leroy Chalk (1970)	24	235	9.8

ASSISTS

1.	Brian Carr (1985)	237
2.	Brian Carr (1986)	201
3.	Charles Richardson Jr. (2007)	179
4.	Brian Carr (1987)	166
5.	Tyronn Lue (1998)	152
6.	Jack Moore (1980)	145
7.	Tyronn Lue (1996)	144
8.	Cookie Belcher (1999)	138
9.	Tyronn Lue (1997)	136
10.	Eric Johnson (1989)	135
11.	Beau Reid (1989)	135

ASSISTS PER GAME (min. 100 Assists)

	G	Assists	APG	
1.	Brian Carr (1985)	30	237	7.90
2.	Brian Carr (1986)	30	201	6.70
3.	Charles Richardson Jr. (2007)	31	179	5.77
4.	Brian Carr (1987)	33	166	5.03
5.	Tyronn Lue (1998)	32	152	4.75
6.	Jack Moore (1980)	31	145	4.68
7.	Jamar Johnson (1992)	28	130	4.64
8.	Jamar Johnson (1994)	28	123	4.39
9.	Cookie Belcher (2001)	30	131	4.37
10.	Cookie Belcher (1999)	32	138	4.31

STEALS

1.	Cookie Belcher (1999)	102
2.	Erick Strickland (1995)	89
3.	Cookie Belcher (1997)	87
4.	Cookie Belcher (2001)	82
5.	Cookie Belcher (1998)	75
6.	Eric Johnson (1989)	68
7.	Venson Hamilton (1999)	67
8.	Brian Carr (1987)	67
9.	Clifford Scales (1991)	64
10.	Tyronn Lue (1998)	63

BLOCKED SHOTS

1.	Derrick Chandler (1992)	91
2.	Mikki Moore (1997)	88
3.	Kimani Ffriend (2000)	85
4.	Venson Hamilton (1999)	80
5.	Kimani Ffriend (2001)	74
6.	Mikki Moore (1996)	71
7.	Rich King (1991)	68
8.	Mikki Moore (1995)	67
9.	Venson Hamilton (1998)	66
10.	Wes Wilkinson (2006)	61

MINUTES PLAYED

1.	Dave Hoppen (1985)	1,155
2.	Tyronn Lue (1997)	1,150
3.	Tyronn Lue (1998)	1,149
4.	Jack Moore (1980)	1,143
5.	Andre Smith (1980)	1,141
6.	Charles Richardson Jr. (2007)	1,125
7.	Brian Carr (1985)	1,120
8.	Jaron Boone (1996)	1,105
9.	Erick Strickland (1996)	1,087
10.	Venson Hamilton (1999)	1,074

Career Records

POINTS

1. Dave Hoppen (1983-86)	2,167
2. Eric Piatkowski (1991-94)	1,934
3. Jerry Fort (1973-76)	1,882
4. Andre Smith (1978-81)	1,717
5. Aleks Maric (2005-08)	1,630
6. Jaron Boone (1993-96)	1,609
7. Erick Strickland (1993-96)	1,586
8. Tyronn Lue (1996-98)	1,577
9. Cookie Belcher (1997-2001)	1,552
10. Rich King (1988-91)	1,475

SCORING AVERAGE (min. 675 Points)

	G	Pts.	Avg.
1. Dave Hoppen (1983-86)	111	2,167	19.5
2. Jerry Fort (1973-76)	105	1,882	17.9
3. Tom Baack (1966-68)	75	1,299	17.3
4. Marvin Stewart (1969-71)	75	1,138	17.2
5. Stuart Lantz (1969-71)	75	1,269	16.9
6. Chuck Jura (1970-72)	77	1,255	16.3
7. Tyronn Lue (1996-98)	99	1,577	15.9
8. Eric Piatkowski (1991-94)	123	1,934	15.7
9. Andre Smith (1978-81)	114	1,717	15.1
10. Herschell Turner (1958-60)	72	1,056	14.7

FIELD GOALS MADE

1. Dave Hoppen (1983-86)	804
2. Jerry Fort (1973-76)	777
3. Eric Piatkowski (1991-94)	676
4. Andre Smith (1978-81)	673
5. Aleks Maric (2005-08)	589
6. Jaron Boone (1993-96)	575
7. Rich King (1988-91)	564
8. Tyronn Lue (1996-98)	560
9. Carl McPipe (1976-79)	546
10. Erick Strickland (1993-96)	535

FIELD GOALS ATTEMPTED

1. Jerry Fort (1973-76)	1,793
2. Eric Piatkowski (1991-94)	1,436
3. Dave Hoppen (1983-86)	1,341
4. Jaron Boone (1993-96)	1,327
5. Tyronn Lue (1996-98)	1,255
6. Erick Strickland (1993-96)	1,219
7. Larry Florence (1997-2000)	1,150
8. Andre Smith (1978-81)	1,148
9. Tom Baack (1966-68)	1,138
10. Carl McPipe (1976-79)	1,126

FIELD GOAL PCT. (min. 400 att.)

	FG-FGA	Pct.
1. Larry Cox (1974-76)	270-432	.625
2. Dave Hoppen (1983-86)	804-1,341	.600
3. Andre Smith (1978-81)	673-1,148	.586
4. Kimani Ffriend (2000-01)	267-460	.580
5. Rich King (1988-91)	564-1,000	.564
6. Bruce Chubick (1991-94)	303-540	.561
7. Mikki Moore (1994-97)	274-676	.553
8. Chuck Jura (1970-72)	500-910	.549
9. Bernard Day (1985-86)	309-567	.545
10. Pete Manning (1988-89)	242-446	.543

3-POINT FIELD GOALS MADE

1. Cary Cochran (1999-2002)	268
2. Eric Piatkowski (1991-94)	202
3. Jaron Boone (1993-96)	181
4. Erick Strickland (1993-96)	179
5. Brian Conklin (2001-04)	176
6. Cookie Belcher (1997-2001)	146
7. Tyronn Lue (1996-98)	145
8. Ryan Anderson (2007-present)	131
9. Paul Velandar (2006-09)	128
10. Joe McCray (2005-06)	117

3-POINT FIELD GOALS ATTEMPTED

1. Cary Cochran (1999-2002)	630
2. Eric Piatkowski (1991-94)	564
3. Erick Strickland (1993-96)	512
4. Jaron Boone (1993-96)	501
5. Cookie Belcher (1997-2001)	450
6. Brian Conklin (2001-04)	407
Tyronn Lue (1996-98)	407
8. Ryan Anderson (2007-present)	344
Joe McCray (2005-06)	344
10. Paul Velandar (2006-09)	329

3-POINT FG PCT. (min. 90 att.)

	3FG	3PA	Pct.
1. Brian Conklin (2001-04)	176	407	.432
2. Cary Cochran (1999-2002)	268	630	.425
3. Jay-R Strowbridge (2007-08)	50	122	.410
4. Clifford Scales (1988-91)	45	110	.409
5. Henry T. Buchanan (1987-88)	67	165	.406
6. Chris Cresswell (1990-92)	103	261	.395
7. Marcus Perry (2006-07)	98	249	.394
8. Paul Velandar (2006-09)	128	329	.389
9. Ryan Anderson (2007-present)	131	344	.381
10. Ray Richardson (1989-90)	105	278	.378

FREE THROWS MADE

1. Dave Hoppen (1983-86)	559
2. Aleks Maric (2005-08)	448
3. Jack Moore (1979-82)	446
4. Eric Piatkowski (1991-94)	380
5. Andre Smith (1978-81)	371
6. Venson Hamilton (1996-99)	360
7. Rich King (1988-91)	345
8. Erick Strickland (1993-96)	337
9. Jerry Fort (1973-76)	328
10. Bob Grattopp (1968-70)	316

FREE THROW ATTEMPTS

1. Dave Hoppen (1983-86)	724
2. Aleks Maric (2005-08)	679
3. Venson Hamilton (1996-99)	590
4. Andre Smith (1978-81)	562
5. Rich King (1988-91)	510
6. Jack Moore (1979-82)	495
7. Eric Piatkowski (1991-94)	489
8. Jerry Fort (1973-76)	486
9. Bill Johnson (1952-54)	484
10. Herschell Turner (1958-60)	474

FREE THROW PCT. (min. 200 att.)

	FT-FTA	Pct.
1. Jack Moore (1979-82)	446-495	.901
2. Tom Baack (1966-68)	247-297	.832
3. Brian Carr (1984-87)	230-287	.801
4. Nate Johnson (2003-04)	186-233	.798
5. Jamar Johnson (1992-94)	166-210	.790
6. Bob Grattopp (1968-70)	316-400	.790
7. Tyronn Lue (1996-98)	312-396	.788
8. Charles Richardson Jr. (2004-07)	156-200	.780
9. Eric Piatkowski (1991-94)	380-489	.777
10. Erick Strickland (1993-96)	337-434	.776

REBOUNDS (since 1952)

1. Venson Hamilton (1996-99)	1,080
2. Aleks Maric (2005-08)	1,015
3. Leroy Chalk (1969-71)	782
4. Dave Hoppen (1983-86)	773
5. Rich King (1988-91)	761
6. Andre Smith (1978-81)	753
7. Chuck Jura (1970-72)	740
8. Carl McPipe (1976-79)	723
9. John Turek (2002-05)	682
10. Rex Ekwall (1955-57)	679

REBOUND AVG. (min. 400 rebounds)

	G	Reb.	Avg.
1. Rex Ekwall (1955-57)	65	679	10.4
2. Leroy Chalk (1969-71)	76	782	10.3
3. Chuck Jura (1970-72)	77	740	9.6
4. Bill Johnson (1952-54)	65	569	9.5
5. Tom Russell (1961-62)	49	432	8.8
6. Herschell Turner (1958-60)	72	626	8.7
7. Kimani Ffriend (2000-01)	58	492	8.5
8. Aleks Maric (2005-08)	121	1,015	8.39
9. Venson Hamilton (1996-99)	129	1,080	8.37
10. Derrick Chandler (1992-93)	60	490	8.2

ASSISTS (since 1974)

1. Brian Carr (1984-87)	682
2. Cookie Belcher (1997-2001)	477
3. Jaron Boone (1993-96)	446
4. Tyronn Lue (1996-98)	432
5. Erick Strickland (1993-96)	414
6. Charles Richardson Jr. (2004-07)	399
7. Jack Moore (1979-82)	382
8. Jamar Johnson (1992-94)	355
9. Clifford Scales (1988-91)	354
10. Beau Reid (1988-91)	344

STEALS (since 1978)

1. Cookie Belcher (1997-2001)	353
2. Erick Strickland (1993-96)	257
3. Venson Hamilton (1996-99)	186
4. Clifford Scales (1988-91)	177
5. Brian Carr (1984-87)	159
6. Tyronn Lue (1996-98)	154
7. Larry Florence (1997-2000)	137
8. Jaron Boone (1993-96)	131
9. Eric Johnson (1988-89)	128
Jack Moore (1979-82)	128

BLOCKED SHOTS (since 1978)

1. Venson Hamilton (1996-99)	241
2. Mikki Moore (1994-97)	236
3. Rich King (1988-91)	183
4. John Turek (2002-05)	163
5. Kimani Ffriend (2000-01)	159
6. Aleks Maric (2005-08)	145
7. Derrick Chandler (1992-93)	144
8. Wes Wilkinson (2003-06)	113
9. Cookie Belcher (1997-2001)	83
10. Carl Hayes (1990-92)	70

GAMES PLAYED

1. Cookie Belcher (1997-2001)	131
2. Venson Hamilton (1996-99)	129
3. Terrance Badgett (1993-96)	127
Erick Strickland (1993-96)	127
Jaron Boone (1993-96)	127
6. Andy Markowski (1996-99)	124
Rich King (1988-91)	124
8. Larry Florence (1997-2000)	123
Eric Piatkowski (1991-94)	123
Brian Carr (1984-87)	123
Clifford Scales (1988-91)	123

GAMES STARTED

1. Cookie Belcher (1997-2001)	129
2. Dave Hoppen (1983-86)	111
3. Larry Florence (1997-2000)	105
4. Jaron Boone (1993-96)	102
5. Aleks Maric (2005-08)	99
6. Jake Muhleisen (2002-05)	98
7. Jerry Fort (1973-76)	97
8. Tyronn Lue (1996-98)	96
9. Brian Carr (1984-87)	93
10. Clifford Scales (1988-91)	92

Single-Season Records (by class)

POINTS SCORED (since 1970)

Senior

1. Eric Piatkowski (1994).....	646
2. Marvin Stewart (1971).....	556
3. Chuck Jura (1972).....	551
4. Rich King (1991).....	526
5. Aleks Maric (2008).....	519
6. Venson Hamilton (1999).....	518
7. Erick Strickland (1996).....	516
8. Jerry Fort (1976).....	513
9. Cookie Belcher (2001).....	492
10. Andre Smith (1981).....	475

Junior

1. Dave Hoppen (1985).....	704
2. Tyronn Lue (1998).....	678
3. Andre Smith (1980).....	600
4. Jaron Boone (1995).....	559
5. Aleks Maric (2007).....	556
6. Jerry Fort (1975).....	525
7. Erick Strickland (1995).....	505
8. Eric Piatkowski (1993).....	502
9. Carl Hayes (1991).....	469
10. Chuck Jura (1971).....	455

Sophomore

1. Tyronn Lue (1997).....	603
2. Dave Hoppen (1984).....	598
3. Jerry Fort (1974).....	468
4. Jack Moore (1980).....	458
5. Carl McPipe (1977).....	440
6. Eric Piatkowski (1992).....	414
7. Brian Banks (1977).....	386
8. Beau Reid (1989).....	382
9. Jaron Boone (1984).....	366
10. Andre Smith (1979).....	364

Freshman

1. Dave Hoppen (1983).....	445
2. Joe McCray (2005).....	432
3. Jerry Fort (1973).....	376
4. Eric Piatkowski (1991).....	372
5. Jake Muhleisen (2002).....	328
6. Cookie Belcher (1997).....	305
7. Tyronn Lue (1996).....	296
8. Jamel White (2006).....	287
9. Ryan Anderson (2007).....	283
10. Andre Smith (1978).....	278

SCORING AVERAGE (since 1970)

Senior

1. Dave Hoppen (1986).....	22.1
2. Eric Piatkowski (1994).....	21.5
3. Marvin Stewart (1971).....	21.4
4. Chuck Jura (1972).....	21.2
5. Jerry Fort (1976).....	19.0
6. Andre Smith (1981).....	18.3
7. Cookie Belcher (2001).....	16.4
8. Aleks Maric (2008).....	15.7
9. Venson Hamilton (1999).....	15.7
10. Rich King (1991).....	15.5

Junior

1. Dave Hoppen (1985).....	23.5
2. Tyronn Lue (1998).....	21.2
3. Jerry Fort (1975).....	20.2
4. Andre Smith (1980).....	19.4
5. Tyronn Lue (1997).....	18.8
6. Aleks Maric (2007).....	18.5
7. Jaron Boone (1995).....	17.5
8. Chuck Jura (1971).....	17.5
9. Eric Piatkowski (1993).....	16.7
10. Erick Strickland (1995).....	16.3

Sophomore

1. Dave Hoppen (1984).....	19.9
2. Tyronn Lue (1997).....	18.8
3. Jerry Fort (1974).....	18.0
4. Carl McPipe (1977).....	15.2
5. Jack Moore (1980).....	14.8
6. Eric Piatkowski (1992).....	14.3
7. Andre Smith (1979).....	13.5
8. Brian Banks (1977).....	13.3
9. Jaron Boone (1994).....	12.2
10. Carl Hayes (1990).....	12.1

Freshman

1. Joe McCray (2005).....	15.5
2. Jerry Fort (1973).....	14.5
3. Dave Hoppen (1983).....	13.9
4. Jake Muhleisen (2002).....	11.7
5. Eric Piatkowski (1991).....	10.9
6. Ryan Anderson (2007).....	10.1
7. Andre Smith (1978).....	9.3
8. Cookie Belcher (1997).....	9.2
9. Ron Taylor (1974).....	8.8
10. Jamel White (2006).....	8.7

FIELD GOALS MADE (since 1970)

Senior

1. Eric Piatkowski (1994).....	226
2. Chuck Jura (1972).....	220
3. Marvin Stewart (1971).....	215
4. Rich King (1991).....	202
5. Jerry Fort (1976).....	201
6. Aleks Maric (2008).....	191
7. Venson Hamilton (1999).....	194
8. Andre Smith (1981).....	185
9. Stan Cloudy (1984).....	178
10. Cookie Belcher (2001).....	177

Junior

1. Dave Hoppen (1985).....	270
2. Tyronn Lue (1998).....	240
3. Andre Smith (1980).....	237
4. Jerry Fort (1975).....	218
5. Aleks Maric (2007).....	203
6. Jaron Boone (1995).....	199
7. Carl Hayes (1991).....	192
8. Carl McPipe (1978).....	190
9. Chuck Jura (1971).....	181
10. Eric Piatkowski (1993).....	178

Sophomore

1. Dave Hoppen (1984).....	220
2. Tyronn Lue (1997).....	215
3. Jerry Fort (1974).....	207
4. Carl McPipe (1977).....	183
5. Brian Banks (1977).....	160
6. Andre Smith (1979).....	146
7. Eric Piatkowski (1992).....	144
8. Jaron Boone (1994).....	138
9. Jack Moore (1980).....	137
10. Rich King (1989).....	136

Freshman

1. Dave Hoppen (1983).....	163
2. Jerry Fort (1973).....	151
3. Joe McCray (2005).....	143
4. Cookie Belcher (1997).....	117
5. Jake Muhleisen (2002).....	115
6. Tyronn Lue (1996).....	105
7. Andre Smith (1978).....	105
8. Ryan Anderson (2007).....	103
9. Larry Florence (1997).....	92
10. Jamel White (2006).....	87

3-POINTERS MADE (since 1987)

Senior

1. Cary Cochran (2002).....	89
2. Marcus Perry (2007).....	67
3. Brian Conklin (2004).....	66
4. Eric Piatkowski (1994).....	63
5. Wes Wilkinson (2006).....	62
6. Paul Velander (2009).....	60
7. Jaron Boone (1996).....	59
8. Chris Cresswell (1992).....	59
9. Brian Carr (1987).....	58
10. Erick Strickland (1996).....	52

Junior

1. Cary Cochran (2001).....	78
2. Tyronn Lue (1998).....	78
3. Jaron Boone (1995).....	70
4. Ray Richardson (1989).....	57
5. Erick Strickland (1995).....	54
6. Danny Walker (2000).....	53
7. Andrew Drevo (2003).....	48
8. Eric Piatkowski (1993).....	48
9. Cookie Belcher (1999).....	39
10. Troy Piatkowski (1998).....	38



Jerry Fort held the Husker freshman scoring average record from 1973 until 2005 when Joe McCray bettered his mark by nearly 1.0 point per game.



Sophomore

1. Brian Conklin (2002).....	65
2. Cary Cochran (2000).....	62
3. Ryan Anderson (2008).....	50
4. Tyronn Lue (1997).....	47
Eric Piatkowski (1992).....	47
6. Erick Strickland (1994).....	41
7. Jamar Johnson (1992).....	39
8. Joe McCray (2006).....	37
Chris Cresswell (1990).....	37
10. Jaron Boone (1994).....	35

Freshman

1. Joe McCray (2005).....	80
2. Ryan Anderson (2007).....	48
3. Jamel White (2006).....	44
Eric Piatkowski (1991).....	44
5. Cary Cochran (1999).....	39
6. Jake Muhleisen (2002).....	35
7. Erick Strickland (1993).....	32
8. Cookie Belcher (1997).....	30
9. Marcus Walker (2006).....	26
Beau Reid (1988).....	26

REBOUNDS (since 1969)

Senior

1. Aleks Maric (2008).....	335
Venson Hamilton (1999).....	335
3. Chuck Jura (1972).....	305
4. Leroy Chalk (1971).....	290
5. Rich King (1991).....	274
6. Derrick Chandler (1993).....	252
7. Mikki Moore (1997).....	245
8. Steffon Bradford (2001).....	244
9. Jason Dourisseau (2006).....	240
10. Kimani Ffriend (2001).....	229

Junior

1. Venson Hamilton (1998).....	315
2. Kimani Ffriend (2000).....	263
3. Aleks Maric (2007).....	260
4. Dave Hoppen (1985).....	258
5. Tony Farmer (1991).....	251
Andre Smith (1980).....	251
7. Steffon Bradford (2000).....	243
Chuck Jura (1971).....	243
9. Derrick Chandler (1992).....	238
10. Leroy Chalk (1970).....	235

Sophomore

1. Venson Hamilton (1997).....	269
2. Leroy Chalk (1969).....	257
3. Aleks Maric (2006).....	251
4. Carl McPipe (1977).....	241
5. Bob Siegel (1975).....	227
6. Dave Hoppen (1984).....	207
7. Mikki Moore (1995).....	198
8. John Turek (2003).....	197
9. Rich King (1989).....	195
10. Chuck Jura (1970).....	192

Freshman

1. Aleks Maric (2005).....	169
2. John Turek (2002).....	162
3. Venson Hamilton (1996).....	161
Dave Hoppen (1983).....	161
5. Andre Smith (1978).....	144
6. Joe McCray (2005).....	140
7. Ryan Anderson (2007).....	129
8. Cookie Belcher (1997).....	126
9. Eric Piatkowski (1991).....	125
10. Rickey Harris (1974).....	116

ASSISTS (since 1974)

Senior

1. Charles Richardson Jr. (2007).....	179
2. Brian Carr (1987).....	166
3. Eric Johnson (1989).....	135
4. Jaron Boone (1996).....	134
5. Cookie Belcher (2001).....	131
6. Beau Reid (1991).....	130
7. David Ponce (1984).....	124
8. Jamar Johnson (1994).....	123
9. Erick Strickland (1996).....	119
Allen Holder (1977).....	119

Junior

1. Brian Carr (1996).....	201
2. Tyronn Lue (1998).....	152
3. Cookie Belcher (1999).....	138
4. Erick Strickland (1995).....	133
5. Tom Wald (1995).....	128
6. Jaron Boone (1995).....	116
7. Eric Johnson (1988).....	112
8. Clifford Scales (1990).....	110
9. Jack Moore (1981).....	108
10. Stan Cloudy (1983).....	106

Sophomore

1. Brian Carr (1985).....	237
2. Jack Moore (1980).....	145
3. Tyronn Lue (1997).....	136
4. Beau Reid (1989).....	135
5. Jamar Johnson (1992).....	130
6. Cookie Belcher (1998).....	124
7. Cookie Miller (2009).....	109
Jaron Boone (1994).....	109
9. Eric Piatkowski (1992).....	97
10. Erick Strickland (1994).....	96
Brian Banks (1977).....	96

Freshman

1. Tyronn Lue (1996).....	144
2. Cookie Miller (2008).....	109
3. Jake Muhleisen (2002).....	105
4. Jaron Boone (1993).....	87
5. Brian Carr (1984).....	78
6. Marcus Walker (2006).....	74
7. Cookie Belcher (1997).....	68
Eric Piatkowski (1991).....	68
9. Charles Richardson Jr. (2004).....	66
Erick Strickland (1993).....	66

STEALS (since 1979)

Senior

1. Cookie Belcher (2001).....	82
2. Eric Johnson (1989).....	68
3. Venson Hamilton (1999).....	67
Brian Carr (1987).....	67
5. Clifford Scales (1991).....	64
6. Erick Strickland (1996).....	61
7. Charles Richardson Jr. (2007).....	56
8. Henry T. Buchanan (1988).....	48
9. Brennon Clemmons (2003).....	47
10. Eric Piatkowski (1994).....	46
Greg Downing (1983).....	46

Junior

1. Cookie Belcher (1999).....	102
2. Erick Strickland (1995).....	89
3. Tyronn Lue (1998).....	63
4. Eric Johnson (1988).....	60
5. Carl Hayes (1991).....	54
6. Venson Hamilton (1998).....	53
7. Jamar Johnson (1993).....	52
8. Brennon Clemmons (2002).....	48
9. Stan Cloudy (1983).....	45
10. Andy Markowski (1998).....	44
Clifford Scales (1990).....	44

Sophomore

1. Cookie Belcher (1998).....	75
2. Erick Strickland (1994).....	60
3. Ryan Anderson (2008).....	47
4. Venson Hamilton (1997).....	46
5. Cookie Miller (2009).....	45
6. Jack Moore (1980).....	42
7. Tyronn Lue (1997).....	41
8. Brian Carr (1985).....	40
9. Jamar Johnson (1992).....	38
Carl Hayes (1990).....	38

Freshman

1. Cookie Belcher (1997).....	87
2. Cookie Miller (2008).....	57
3. Tyronn Lue (1996).....	50
4. Erick Strickland (1993).....	47
5. Joe McCray (2005).....	32
Clifford Scales (1988).....	32
7. Jake Muhleisen (2002).....	28
8. Jaron Boone (1993).....	26
9. Brandon Richardson (2009).....	25
Ryan Anderson (2007).....	25

BLOCKED SHOTS (since 1978)

Senior

1. Mikki Moore (1997).....	88
2. Venson Hamilton (1999).....	80
3. Kimani Ffriend (2001).....	74
4. Rich King (1991).....	68
5. Wes Wilkinson (2006).....	61
6. Aleks Maric (2008).....	57
7. Derrick Chandler (1993).....	53
8. John Turek (2005).....	35
9. Carl McPipe (1979).....	30
10. Andrew Drevo (2004).....	22

Junior

1. Derrick Chandler (1992).....	91
2. Kimani Ffriend (2000).....	85
3. Mikki Moore (1996).....	71
4. Venson Hamilton (1998).....	66
5. Rich King (1990).....	45
6. John Turek (2004).....	37
7. Aleks Maric (2007).....	33
Wes Wilkinson (2005).....	33
9. Carl Hayes (1991).....	29
10. Leonard Johnson (1982).....	23

Sophomore

1. Mikki Moore (1995).....	67
2. Venson Hamilton (1997).....	56
3. John Turek (2003).....	52
4. Rich King (1989).....	50
5. Aleks Maric (2006).....	39
6. Terrance Badgett (1994).....	26
7. Louis Truscott (2000).....	24
8. Bruce Chubick (1992).....	23
9. Carl Hayes (1990).....	21
10. Eric Piatkowski (1992).....	18
Greg Downing (1981).....	18

Freshman

1. John Turek (2002).....	39
Venson Hamilton (1996).....	39
3. Cookie Belcher (1997).....	20
Rich King (1988).....	20
5. Brant Harriman (1988).....	19
Dave Hoppen (1983).....	19
7. Toney McCray (2009).....	18
Eric Piatkowski (1991).....	18
9. Aleks Maric (2005).....	16
10. Greg Downing (1980).....	15

Team Season and Game Top 10 Lists

VICTORIES

1. 1991	26
2. 1983	22
1978	22
1920	22
5. 1996	21
1987	21
7. 2008	20
1999	20
1998	20
1966	20
1994	20
1993	20

LOSSES

1. 1963	19
2000	19
2003	19
4. 1964	18
1988	18
1990	18
7. 1932	17
1945	17
1952	17
1960	17
1973	17

SCORING AVERAGE

1. 1991	87.6
2. 1994	87.3
3. 1990	80.7
4. 1992	80.5
1993	80.5
6. 1996	80.2
7. 1967	78.9
8. 1995	78.4
9. 1968	78.2
10. 1966	77.2

FIELD GOALS MADE

1. 1991	1,081
2. 1996	1,007
3. 1994	956
4. 1989	936
5. 1993	908
6. 1995	907
7. 1987	904
8. 1997	895
9. 1985	873
10. 1998	867

FIELD GOALS ATTEMPTED

1. 1991	2,185
2. 1996	2,089
3. 1989	1,991
4. 1994	1,978
5. 1993	1,975
6. 1995	1,947
7. 1998	1,938
8. 1987	1,933
9. 1997	1,927
10. 1992	1,826

FIELD GOAL PERCENTAGE

1. 1984	.514
2. 1983	.513
3. 1985	.512
4. 1986	.511
5. 1980	.508
6. 1971	.505
7. 1991	.495
8. 1981	.490
9. 1978	.489
10. 2001	.487

3-POINT FG MADE

1. 2002	267
2. 2007	244
3. 2006	221
4. 2004	210
5. 2009	206
6. 1994	194
7. 2008	190
8. 2001	184
9. 1992	183
10. 1996	176

3-POINT FG ATTEMPTED

1. 2002	729
2. 2007	650
3. 2006	637
4. 2009	571
5. 1994	564
6. 2008	555
7. 2005	550
8. 2004	540
9. 1995	504
2003	504

3-POINT FG PERCENTAGE

1. 2004	.389
2. 2001	.383
3. 2007	.375
4. 1992	.374
5. 1987	.369
6. 2002	.366
7. 1989	.364
8. 2009	.361
9. 1988	.358
10. 1996	.356

FREE THROWS MADE

1. 1991	690
2. 1996	618
3. 1987	544
4. 1989	541
5. 1969	527
6. 1993	523
1995	523
8. 1994	514
9. 1953	510
10. 2006	508

FREE THROWS ATTEMPTED

1. 1991	981
2. 1996	897
3. 1989	808
4. 1953	795
5. 1987	778
6. 1954	772
7. 1995	766
8. 1993	765
9. 2006	758
10. 1997	752

FREE THROW PERCENTAGE

1. 1968	.756
2. 1981	.750
3. 1980	.749
4. 1994	.745
5. 1986	.743
6. 1982	.741
7. 1967	.727
8. 1976	.724
9. 1985	.720
10. 2004	.718

REBOUNDS

1. 1991	1,454
2. 1996	1,353
3. 1994	1,320
4. 1992	1,305
5. 1997	1,295
6. 1989	1,292
7. 1993	1,283
8. 2006	1,277
9. 1998	1,263
10. 2000	1,217

REBOUND AVERAGE

1. 1961	48.8
1960	48.8
3. 1962	45.1
4. 1992	45.0
5. 1959	44.9
6. 1963	44.0
7. 1974	43.4
8. 1991	42.8
9. 1964	42.5
10. 1966	42.4

ASSISTS (since 1974)

1. 1991	696
2. 1985	615
3. 1996	608
4. 1989	592
5. 1994	581
6. 1995	572
7. 1986	558
8. 1983	555
9. 1993	540
1992	540

FEWEST TURNOVERS (since 1977)

1. 1982	302
2. 2002	317
3. 1981	318
4. 1985	339
5. 1986	341

MOST TURNOVERS (since 1977)

1. 1996	627
2. 1991	610
3. 1999	597
4. 1997	585
5. 1989	580

BLOCKED SHOTS (since 1978)

1. 1997	202
2. 1996	185
3. 1992	169
4. 1991	165
5. 1999	158
6. 1998	156
7. 1995	151
8. 2000	145
9. 1993	131
10. 2006	130

STEALS (since 1978)

1. 1999	359
2. 1998	319
3. 1991	315
4. 1995	299
5. 1997	298
6. 1996	292
7. 2008	277
8. 1988	274
9. 1994	267
10. 2009	265



Cary Cochran helped the Huskers set the school record at 267 3-pointers during the 2001-02 season.

MOST POINTS ALLOWED, SEASON

1.	1991.....	2,977
2.	1996.....	2,643
3.	1988.....	2,578
4.	1987.....	2,454
5.	1994.....	2,419

MOST POINTS ALLOWED PER GAME

1.	1990.....	86.1
2.	1994.....	80.6
3.	1991.....	78.2
4.	1989.....	78.1
5.	1967.....	77.6

FEWEST POINTS BY NU, SINGLE GAME

(since 1947)

1.	28 at Kansas State (53), March 1, 1949
2.	33 vs. Kansas (38), Feb. 11, 1961
3.	34 vs. Kansas State (48), Dec. 27, 1948
4.	35 vs. Oklahoma State (52), March 16, 1949 (NCAA Playoff)
5.	36 at Kansas (49), Feb. 11, 1950
	36 at Kansas State (71), Jan. 12, 1952
7.	38 at San Jose State (39), Dec. 29, 1947
8.	39 at Oklahoma (66), Feb. 10, 1958
	39 at Oklahoma State (54), Feb. 7, 1959
	39 vs. Kansas (45), Feb. 23, 1963
	39 vs. Kansas State (41), March 7, 1984 (B8T)
	39 vs. Kansas (92), Feb. 17, 2007
	39 vs. Oklahoma State (54), March 8, 2007 (B12T)

MOST POINTS, BOTH TEAMS

1.	230 at Oklahoma 133, Nebraska 97, Feb. 21, 1987
	230 Nebraska 117, Oklahoma 113, March 8, 1991 (B8T, OT)
3.	226 at Oklahoma 115, Nebraska 111, Feb. 14, 1994 (OT)
4.	220 Nebraska 114, Oregon 106, Nov. 25, 1995 (OT)
5.	217 at Oklahoma 117, Nebraska 100, Jan. 13, 1996 (30T)
6.	213 Northern Iowa 109, Nebraska 104, Dec. 16, 1995
7.	211 at Nebraska 116, Texas-Arlington 95, Dec. 21, 1992
8.	210 Nebraska 111, at Oklahoma 99, Jan. 26, 1991
	210 at California-Irvine 109, Nebraska 101, Nov. 28, 1986
10.	207 Marshall 119, Nebraska 88, March 13, 1967 (NIT)
	207 Nebraska 106, at Southern Utah 101, Nov. 30, 1991

FEWEST POINTS, BOTH TEAMS

1.	71 Kansas 38, at Nebraska 33, Feb. 11, 1961
2.	77 at San Jose State 39, Nebraska 38, Dec. 29, 1947
3.	80 Kansas State 41, at Nebraska 39, March 7, 1984 (B8T)
4.	81 at Kansas State 53, Nebraska 28, March 1, 1949
5.	82 Kansas State 48, Nebraska 34, Dec. 27, 1948 (KC,B7HT)
	82 at Nebraska 43, Air Force 39, Dec. 8, 1962
7.	84 at Nebraska 43, Kansas 41, Feb. 22, 1958
	84 Kansas 45, at Nebraska 39, Feb. 23, 1963
9.	85 Nebraska 44, at Iowa State 41, Feb. 19, 1949
	85 at Kansas 49, Nebraska 36, Feb. 11, 1950

100-POINT HUSKER GAMES

1.	117 vs. Harvard (79), Dec. 1, 1989
	117 vs. Oklahoma (113), March 8, 1991 (B8T, OT)
3.	116 vs. Nevada (71), Dec. 14, 1970
	116 vs. Texas-Arlington (95), Dec. 21, 1992
5.	114 vs. Oregon (106), Nov. 25, 1995 (OT)
6.	113 vs. Augustana, S.D. (69), Nov. 26, 1983
	113 vs. Tennessee Tech (92), Dec. 14, 1990
8.	111 vs. Cal State Fullerton (74), Dec. 4, 1967
	111 at Oklahoma (99), Jan. 26, 1991
	111 vs. Portland (85), Dec. 4, 1993
	*111 at Oklahoma (115), Feb. 14, 1994 (OT)
12.	110 vs. Oklahoma (90), Jan. 27, 1968
13.	108 vs. Appalachian State (71), Dec. 31, 1994

	108 vs. Colgate (76), Dec. 4, 1992
15.	107 vs. Saint Louis (79), Nov. 23, 1990
	107 vs. North Carolina A&T (57), Dec. 19, 2005
17.	106 at Southern Utah (101), Nov. 30, 1991
	106 vs. Colorado (67), Jan. 8, 1994
19.	105 vs. Eastern Washington (71), Jan. 14, 1984
	105 vs. Northwest Missouri St. (64), Jan. 5, 1987
	105 vs. Toledo (68), Dec. 8, 1990
	105 vs. Oklahoma (93), Feb. 16, 1991
	105 vs. Oklahoma (88), March 11, 1994 (B8T)
24.	104 vs. Montana State (60), Dec. 23, 1978
	104 vs. Pepperdine (100), Dec. 2, 1989
	104 vs. Northern Iowa (109), Dec. 16, 1995
27.	102 vs. Eastern Washington (67), Dec. 21, 1991
	102 vs. Iowa State (86), Feb. 12, 1994
29.	101 at Wisconsin (88), Dec. 1, 1965
	101 vs. South Dakota (69), Dec. 1, 1984
	101 at California-Irvine (109), Nov. 28, 1986
	101 vs. Northeastern Illinois (60), Dec. 21, 1994
33.	100 vs. Washington State (75), Dec. 12, 1966
	100 vs. South Dakota State (83), Nov. 30, 1979
	100 vs. Illinois (73), Nov. 24, 1990
	100 vs. Creighton (83), Dec. 10, 1992
	100 vs. Southern Utah (85), Jan. 5, 1993
	100 at Colorado (86), Feb. 8, 1995
	100 at Oklahoma (117), Jan. 13, 1996 (30T)

Note: Nebraska is 35-4 when it has scored 100 or more points. *Most points scored in loss

100-POINT GAMES AGAINST NU

1.	133 at Oklahoma, Feb. 21, 1987 (NU 97)
2.	119 by Marshall, March 13, 1967 (88, NIT)
3.	117 at Oklahoma, Jan. 13, 1996 (100, 30T)
4.	115 at Oklahoma, Feb. 14, 1994 (111, OT)
5.	114 at Kansas State, Jan. 10, 1987 (82)
	114 at Iowa State, Jan. 28, 1988 (76)
7.	113 at Oklahoma, March 5, 1988 (93)
	113 by Oklahoma, March 8, 1991 (117, B8T, OT)##
9.	112 at Houston, Dec. 12, 1969 (82)
10.	*111 by Missouri, Jan. 13, 1990 (95)
11.	110 at Kansas, Feb. 26, 1966 (73)
12.	109 at California-Irvine, Nov. 28, 1986 (101)
	109 by SW Louisiana, Dec. 29, 1992 (80)
	109 by Northern Iowa, Dec. 16, 1995 (104)
15.	108 at Kansas State, March 10, 1953 (80)
16.	107 at Missouri, Feb. 10, 1990 (85)
	107 by Oklahoma, March 13, 1992 (85, B8T)
18.	106 at Oklahoma, March 7, 1992 (97)
	106 by Oregon, Nov. 25, 1995 (114, OT)##
20.	105 at Oklahoma, Jan. 31, 1990 (64)
	105 at Texas, Jan. 21, 1998 (91)
22.	103 at Ohio State, Dec. 14, 1988 (76)
	103 at Oklahoma, March 4, 1989 (76)
	103 vs. Oklahoma State, Feb. 14, 1990 (84)
	103 at Kansas, Jan. 25, 1992 (78)
26.	102 at Kansas, Feb. 8, 1958 (46)
	102 at Wyoming, Dec. 7, 1966 (98)
	102 at Oklahoma, Jan. 14, 1993 (89)
	102 at Texas, Jan. 4, 1995 (74)
30.	101 at Iowa State, Feb. 24, 1990 (85)
	101 at Michigan State, Dec. 4, 1991 (78)
	101 at Southern Utah, Nov. 30, 1992 (106)##
	101 at Texas Christian, March 15, 1999 (89)
34.	100 vs. Kansas State, Dec. 26, 1963 (78)
	100 at Kansas, Feb. 17, 1970 (87)
	100 vs. Pepperdine, Dec. 2, 1989 (104)##

Note: Nebraska is 4-32 when allowing 100 or more points, (wins indicated with ##). *Most points scored against NU in Lincoln.

FEWEST POINTS ALLOWED, SEASON

1.	1950.....	1,233
2.	1949.....	1,322
3.	1951.....	1,345
4.	1948.....	1,356
5.	1953.....	1,432
6.	1958.....	1,478
7.	1959.....	1,504
8.	1955.....	1,508
9.	1960.....	1,516
10.	1957.....	1,519

FEWEST POINTS ALLOWED PER GAME

1.	1949.....	50.8
2.	1950.....	53.6
3.	1982.....	55.3
4.	1948.....	56.5
5.	1951.....	58.5
6.	1959.....	60.2
7.	2009.....	60.4
8.	2008.....	60.7
9.	1983.....	60.9
10.	1977.....	61.1

FEWEST POINTS ALLOWED, SINGLE GAME (since 1947)

1.	26 vs. Bethune-Cookman, Dec. 20, 2003 (NU 70)
2.	28 vs. North Carolina Central, Dec. 22, 2007 (71)
3.	32 vs. South Dakota, Dec. 3, 1949 (61)
4.	34 vs. Morgan State, Dec. 6, 2004 (64)
	34 vs. Kansas, Jan. 8, 1949 (52)
6.	37 vs. Savannah State, Dec. 11, 2007 (82)
7.	38 vs. South Dakota, Dec. 16, 1947 (65)
	38 vs. Santa Clara, Dec. 12, 1950 (53)
	38 vs. Kansas, Feb. 11, 1961 (33)
10.	39 at San Jose State, Dec. 29, 1947 (38)
	39 vs. Northwest Missouri State, Dec. 1, 1948 (59)
	39 at Kansas, Feb. 11, 1961 (33)
	39 vs. Northwest Missouri State, Dec. 8, 1949 (58)
	39 vs. Northwest Missouri State, Dec. 4, 1950 (61)
	39 vs. Air Force, Dec. 8, 1962 (43)
	39 vs. Delaware State, Dec. 8, 2003 (68)

LARGEST VICTORY MARGIN

	Margin	Score	H/A	Opponent	Season
1.	74	82-8	A	Crete	1906-07
2.	57	97-40	H	Arkansas-Pine Bluff	2004-05
3.	54	57-3	H	Doane	1899-1900
	54	57-3	A	Nebraska Wesleyan	1898-99
5.	52	98-46	H	Southwest Missouri State	1982-83
	52	62-10	H	Morningside	1911-12
7.	50	107-57	H	North Carolina A&T	2005-06
	50	93-43	H	Missouri Western State	1982-83
9.	49	91-42	H	Sam Houston State	1991-92
	49	63-14	H	Nebraska Wesleyan	1901-02
11.	47	88-41	H	Delaware State	1995-96
12.	45	82-37	H	Savannah State	2007-08
	45	116-71	H	Nevada	1970-71
	45	56-11	H	Cotner	1913-14
	45	57-12	H	Brown College "B"	1905-06
	45	52-7	H	Doane	1898-99

Note: Nebraska's largest margin of victory over a conference opponent was 40 points vs. Kansas, March 2, 1901 (48-8).

BIGGEST LOSS MARGIN

	Margin	Score	Opponent	Season
1.	56	46-102	at Kansas	1957-58
2.	53	39-92	at Kansas	2006-07
3.	44	29-73	at Haskell Institute	1901-02
4.	43	9-52	at Minnesota	1901-02
5.	42	54-96	at Kansas	2005-06
	42	27-69	at Illinois	1942-43
	42	30-72	at Kansas	1945-46
	42	47-89	vs. Colorado (at K.C.)	1954-55
9.	41	64-105	at Oklahoma	1989-90
10.	40	15-55	at DePaul	1943-44
	40	53-93	at Oklahoma State	1994-95
12.	39	4-43	at Wisconsin	1907-08
	39	16-55	at Missouri	1921-22
	39	54-93	at Oklahoma State	1964-65
	39	55-94	at Oklahoma State	1999-2000
	39	57-96	at Kansas	2001-02

LARGEST VICTORY MARGIN AT DEVANEY CENTER

	Margin	Score	Opponent	Season
1.	57	97-40	Arkansas-Pine Bluff	2004-05
2.	52	98-46	Southwest Missouri State	1982-83
3.	50	107-57	North Carolina A&T	2005-06
	50	93-43	Missouri Western State	1982-83
5.	49	91-42	Sam Houston State	1991-92
6.	47	88-41	Delaware State	1995-96
7.	45	82-37	Savannah State	2007-08
8.	44	104-60	Montana State	1977-78
	44	113-69	Augustana (S.D.)	1983-84
	44	70-26	Delaware State	2003-04
11.	43	71-28	North Carolina Central	2007-08
	43	99-56	Northeast Missouri State	1985-86
13.	42	94-52	Delaware State	1994-95
14.	41	105-64	Northwest Missouri State	1986-87
	41	96-55	Morehead State	1994-95
	41	101-60	Northeastern Illinois	1994-95
17.	40	86-46	Creighton	1981-82
	40	86-46	The Citadel	1992-93
19.	39	106-67	Colorado	1993-94
20.	38	97-59	Colorado	1988-89
	38	117-79	Harvard	1989-90

HUSKER WINNING STREAKS

	Season	Win Streak*	Date Started	Date Ended
1.	1990-91	14 games	11-28-90	1-22-91
	1911-12/12-13	14 games	1-27-12	1-25-13
3.	1919-20/20-21	13 games	2-6-20	1-3-21
	1897-98/1900-01	13 games	2-22-1898	1901**
5.	1912-13	12 games	1-31-13	3-12-13
6.	1993-94	11 games	12-3-93	1-19-94
	1905-06/06-07	11 games	2-25-06	2-15-07
8.	1994-95	10 games	11-27-94	1-4-95
	1977-78	10 games	12-2-77	12-29-77

*All double-figure winning streaks in program history **Dates unavailable

Consecutive Conference Victories: 29, all eight in 1911-12, all 10 in 1912-13, all seven in 1913-14, first four in 1914-15 (ended at Kansas, 43-18, Jan. 22, 1915)

Consecutive Home Victories: 20, all 11 games in 1965-66, first nine games in 1966-67 (ended by Kansas, 64-57, March 4, 1967)

Consecutive Home Conference Victories: 15, all four games in 1911-12, all five games in 1912-13, all four games in 1913-14, first two games in 1914-15 (ended by Drake, 20-19, Feb. 19, 1915)

Consecutive Losses: 13, final six games of 1931-32, first seven games of 1932-33 (ended vs. Kansas State, 31-25, Jan. 14, 1933)

Consecutive Conference Losses: 12, last six in 1943-44, first six in 1944-45 (ended vs. Kansas, 59-45, Feb. 10, 1945)

Consecutive Home Losses: 7, games five through 11 in 1962-63 (ended vs. Oklahoma State, 49-48, Feb. 25, 1963)

Consecutive Home Conference Losses: 9, last four games of 1961-62, first five of games of 1962-63 (ended vs. Oklahoma State, 49-48, Feb. 25, 1963)



Derrick Chandler blocked 144 shots during his two-year career. He holds the Nebraska single-season blocked shots record with 91 rejections in 1991-92.

Statistical Leaders (1947 to 2009)

POINTS SCORED

Year	Leader	G	Pts.	PPG
2009	Ade Dagunduro, Sr., G	31	398	12.8
2008	Aleks Maric, Sr., C	33	519	15.7
2007	Aleks Maric, Jr., C	30	556	18.5
2006	Wes Wilkinson, Sr., F	32	382	11.9
2005	Joe McCray, Fr., G	28	433	15.5
2004	Nate Johnson, Sr., G	30	389	13.0
2003	Andrew Drevo, Jr., F	29	402	13.9
2002	Cary Cochran, Sr., G	28	392	14.0
2001	Cookie Belcher, Sr., G	30	492	16.4
2000	Larry Florence, Sr., F	30	389	13.0
1999	Venson Hamilton, Sr., C	33	518	15.7
1998	Tyronn Lue, Jr., G	32	678	21.2
1997	Tyronn Lue, So., G	32	603	18.8
1996	Erick Strickland, Sr., G	35	516	14.7
1995	Jaron Boone, Jr., G	32	559	17.5
1994	Eric Piatkowski, Sr., F	30	646	21.5
1993	Eric Piatkowski, Jr., F	30	502	16.7
1992	Eric Piatkowski, So., F	29	414	14.3
1991	Rich King, Sr., C	34	526	15.5
1990	Rich King, Jr., C	28	450	16.1
1989	Beau Reid, So., F	32	382	11.9
1988	Derrick Vick, Sr., F	31	348	11.2
1987	Bernard Day, Jr., F	33	410	12.4
1986	Dave Hoppen, Sr., C	19	420	22.1
1985	Dave Hoppen, Jr., C	30	704	23.5
1984	Dave Hoppen, So., C	30	598	19.9
1983	Dave Hoppen, Fr., C	32	445	13.9
1982	Jack Moore, Sr., G	27	343	12.7
1981	Andre Smith, Sr., C	26	475	18.3
1980	Andre Smith, Jr., C	31	600	19.4
1979	Andre Smith, So., C	27	364	13.5
1978	Carl McPipe, Jr., C	29	445	15.3
1977	Carl McPipe, So., C	29	440	15.2
1976	Jerry Fort, Sr., G	27	513	19.0
1975	Jerry Fort, Jr., G	26	525	20.2
1974	Jerry Fort, So., G	26	468	18.0
1973	Jerry Fort, Fr., G	26	376	14.5
1972	Chuck Jura, Sr., C	26	551	21.2
1971	Marvin Stewart, Sr., G	26	556	21.4
1970	Tom Scantlebury, Jr., G	25	361	14.4
1969	Marvin Stewart, So., G	26	381	14.6
1968	Stuart Lantz, Sr., G	25	482	19.3
1967	Stuart Lantz, Jr., G	25	481	19.2
1966	Tom Baack, So., F	25	386	15.4
1965	Fred Hare, So., F	25	380	15.2
1964	Charlie Jones, F	25	322	12.9
1963	Daryl Petsch, G	25	369	14.8
1962	Tom Russell, Sr., F/C	25	412	16.5
1961	Tom Russell, Jr., F/C	24	300	12.5
1960	Herschell Turner, G	24	382	15.9
1959	Herschell Turner, G	25	428	17.1
1958	Wilson Fitzpatrick, G	23	264	11.5
	Gary Reimers, G	23	264	11.5
1957	Rex Ekwall, F	23	307	13.3
1956	Rex Ekwall, F	21	312	14.9
1955	Willard Fagler, C	21	285	13.6
1954	Bill Johnson, C	21	382	18.2
1953	Bill Johnson, C	20	277	13.9
1952	Jim Buchanan, G	24	400	16.7
1951	Bob Pierce, C	23	384	16.7
1950	Bus Whitehead, C	23	360	15.7
1949	Claude Retherford, G	26	311	12.0
1948	Claude Retherford, G	24	259	10.8

FIELD GOAL PERCENTAGE

Year	Leader*	G	FG-FGA	Pct.
2009	Ade Dagunduro, Sr., G	31	143-275	.520
2008	Aleks Maric, Sr., C	33	191-332	.575
2007	Aleks Maric, Jr., C	30	203-359	.565
2006	Jason Dourisseau, Sr., G	33	127-266	.477
2005	John Turek, Sr., F	28	88-170	.518

2004	Nate Johnson, Sr., G	30	127-271	.469
2003	Corey Simms, So., G	29	77-167	.461
2002	Cary Cochran, Sr., G	28	116-277	.419
2001	Kimani Ffriend, Sr., C	28	144-231	.623
2000	Kimani Ffriend, Jr., C	30	123-229	.537
1999	Larry Florence, Jr., F	33	133-262	.508
1998	Venson Hamilton, Jr., C	32	139-269	.517
1997	Mikki Moore, Sr., G	33	144-247	.583
1996	Mikki Moore, Jr., C	35	118-202	.584
1995	Terrance Badgett, Jr., F	32	106-212	.500
1994	Bruce Chubick, Sr., F	31	121-215	.563
1993	Bruce Chubick, Jr., F	31	90-173	.520
1992	Dapreis Owens, Sr., F	29	116-213	.545
1991	Rich King, Sr., C	34	202-352	.574
1990	Rich King, Jr., C	28	170-305	.557
1989	R. van Poelgeest, Jr., C	29	103-177	.582
1988	Pete Manning, Jr., F	31	111-188	.590
1987	Derrick Vick, Jr., F	32	131-240	.546
1986	Bernard Day, Jr., F	30	158-280	.564
1985	Dave Hoppen, Jr., C	30	270-418	.646
1984	Dave Hoppen, So., C	30	220-367	.599
1983	Greg Downing, Sr., G/F	31	101-174	.580
1982	Ray Collins, Sr., G/F	28	111-221	.502
1981	Andre Smith, Sr., C	26	185-314	.589
1980	Andre Smith, Jr., C	31	237-388	.611
1979	Andre Smith, So., C	27	146-256	.570
1978	Andre Smith, Fr., C	27	105-190	.553
1977	Carl McPipe, Jr., C	29	183-376	.487
1976	Larry Cox, Sr., C	27	133-198	.672
1975	Larry Cox, Jr., C	26	72-151	.589
1974	Tom Novak, Sr., G	22	62-140	.443
1973	Brendy Lee, Jr., C/F	26	88-192	.458
1972	Chuck Jura, Sr., C	26	111-181	.613
1971	Chuck Jura, Jr., C	26	181-306	.592
1970	Sam Martin, Sr., C	22	58-116	.500
1969	Leroy Chalk, So., C	26	98-182	.538
1968	Stuart Lantz, Sr., G	25	173-349	.496
1967	Stuart Lantz, Jr., G	25	190-368	.516
1966	Grant Simmons, So., G	25	131-267	.491
1965	Willie Campbell, G	18	47-111	.423
1964	Charlie Jones, F	25	143-320	.447
1963	Ivan Grupe, F	25	100-210	.476
1962	Tom Russell, F/C	25	136-243	.560
1961	Tom Russell, F/C	24	97-201	.483
1960	Herschell Turner, G	24	143-326	.439
1959	Wayne Hester, G	25	68-147	.463
1958	Gary Reimers, G	23	84-203	.414
1957	Gary Reimers, G	23	106-229	.463
1956	Rex Ekwall, F	21	102-237	.430
1955	Rex Ekwall, F	21	88-194	.454
1954	Bill Johnson, C	21	130-301	.432
1953	Bill Johnson, C	20	80-199	.422
1952	Jim Buchanan, G	24	173-484	.357
1951	Bob Pierce, C	23	131-327	.401
1950	Jim Buchanan, G	23	58-159	.365
1949	Bus Whitehead, C	26	99-284	.349
1948	Rodney Cox, F	24	62-180	.344

REBOUNDS

Year	Leader	G	Reb.	RPG
2009	Ade Dagunduro, Sr., G	31	135	4.4
2008	Aleks Maric, Sr., C	33	335	10.2
2007	Aleks Maric, Jr., C	30	260	8.7
2006	Aleks Maric, So., C	31	251	8.1
2005	Aleks Maric, Fr., C	27	169	6.3
2004	John Turek, Jr., F	31	182	5.9
2003	Andrew Drevo, Jr., F	29	212	7.3
2002	John Turek, Fr., F	26	162	6.2
2001	Kimani Ffriend, Sr., C	28	229	8.2
2000	Kimani Ffriend, Jr., C	30	263	8.8
1999	Venson Hamilton, Sr., C	33	335	10.2

1998	Venson Hamilton, Jr., C	32	315	9.8
1997	Venson Hamilton, So., C	32	269	8.4
1996	Bernard Garner, Jr., F	35	222	6.3
1995	Mikki Moore, So., C	32	198	6.2
1994	Bruce Chubick, Sr., F	31	219	7.3
1993	Derrick Chandler, Sr., C	31	252	8.1
1992	Derrick Chandler, Jr., C	29	238	8.2
1991	Rich King, Sr., C	34	274	8.1
1990	Rich King, Jr., C	28	208	7.4
1989	Pete Manning, Sr., F/C	33	201	6.1
1988	Derrick Vick, Sr., F	31	162	5.2
1987	Bill Jackman, Sr., F	33	213	6.5
1986	Bernard Day, Jr., F	30	198	6.6
1985	Dave Hoppen, Jr., C	30	258	8.6
1984	Dave Hoppen, So., C	30	207	6.9
1983	Claude Renfro, Sr., F	32	175	5.5
1982	Jerry Shoecraft, Sr., F	28	122	4.4
1981	Andre Smith, Sr., C	26	172	6.6
1980	Andre Smith, Jr., C	31	251	8.1
1979	Carl McPipe, Sr., C	26	196	7.5
1978	Carl McPipe, Jr., C	29	228	7.9
1977	Carl McPipe, So., C	29	241	8.3
1976	Larry Cox, Sr., C	27	166	6.1
1975	Bob Siegel, So., F	26	227	8.7
1974	Brendy Lee, Sr., F/C	26	197	7.6
1973	Brendy Lee, Sr., F/C	26	185	7.1
1972	Chuck Jura, Sr., C	26	305	11.7
1971	Leroy Chalk, Sr., C	26	290	11.2
1970	Leroy Chalk, Jr., C	24	235	9.4
1969	Leroy Chalk, So., C	26	257	9.9
1968	Stuart Lantz, Sr., G	25	179	7.2
1967	Stuart Lantz, Jr., G	25	193	7.7
1966	Stuart Lantz, So., G	25	199	8.0
1965	Fred Hare, So., F	25	185	7.4
1964	Charlie Jones, F	25	171	6.8
1963	Charlie Jones, F	25	204	8.2
1962	Tom Russell, Sr., F/C	25	200	8.0
1961	Tom Russell, Jr., F/C	24	232	9.7
1960	Herschell Turner, G	24	193	8.0
1959	Herschell Turner, G	25	244	9.8
1958	Herschell Turner, G	23	189	8.2
1957	Rex Ekwall, F	23	214	9.3
1956	Rex Ekwall, F	21	224	10.7
1955	Rex Ekwall, F	21	241	11.5
1954	Bill Johnson, C	21	236	11.2
1953	Bill Johnson, C	20	188	9.4
1952	Bill Johnson, C	19*	145	7.6

*Rebounding statistics missing for five games in 1952, and not available for seasons prior to 1952.

FREE THROW PERCENTAGE

Year	Leader*	G	FT-FTA	Pct.
2009	Cookie Miller, So., G	30	58-71	.817
2008	Steve Harley, Jr., G	32	61-86	.709
2007	Charles Richardson Jr., Sr., G31	68-81	.840	
2006	Jamel White, Fr., G	33	69-86	.802
2005	Marcus Neal Jr., Sr., G	28	54-68	.794
2004	Nate Johnson, Sr., G	30	103-119	.866
2003	Nate Johnson, Jr., G	28	83-114	.728
2002	Cary Cochran, Sr., G	28	71-77	.922#
2001	Cookie Belcher, Sr., G	30	90-121	.744
2000	Danny Walker, Jr., G	29	59-76	.776
1999	Larry Florence, Sr., F	33	73-99	.737
1998	Tyronn Lue, Jr., G	32	120-145	.828
1997	Tyronn Lue, So., G	32	126-155	.813
1996	Erick Strickland, Sr., G	35	116-141	.823
1995	Tom Wald, Jr., G	32	80-96	.833
1994	Erick Strickland, So., G	30	77-95	.811
1993	Eric Piatkowski, Jr., F	30	98-129	.760
1992	Jamar Johnson, So., G	28	53-63	.841
1991	Eric Piatkowski, Fr., F	34	72-86	.837
1990	Clifford Scales, Jr., G	26	84-100	.840
1989	Eric Johnson, Sr., G	32	94-121	.777



1988	Jeff Rekoweg, Sr., F	31	74-88	.841
1987	Brian Carr, Sr., G	33	84-104	.808
1986	Brian Carr, Sr., G	30	79-93	.849
1985	Dave Hoppen, Jr., G	30	164-210	.781
1984	David Ponce, Sr., G	30	67-77	.870
1983	David Ponce, Jr., G	30	85-106	.802
1982	Jack Moore, Sr., G	27	123-131	.939
1981	Jack Moore, Jr., G	27	118-128	.922
1980	Jack Moore, So., G	31	184-211	.872
1979	Andre Smith, So., C	27	72-110	.655
1978	Brian Banks, Jr., G	30	73-103	.709
1977	Carl McPipe, So., C	29	74-108	.685
1976	Larry Cox, Sr., C	27	92-124	.742
1975	Larry Cox, Jr., C	26	78-104	.750
1974	Bob Siegel, So., F	26	42-56	.750
1973	Ricky Marsh, So., G	26	43-56	.768
1972	Kent Reckewey, So., G	19	35-41	.854
1971	Tony Riehl, Jr., G/F	26	44-58	.759
1970	Leroy Chalk, Jr., C	26	52-63	.825
1969	Tom Scantlebury, Jr., G	25	81-104	.779
1968	Bob Gratoopp, So., F	26	141-178	.792
1967	Tom Baack, Jr., F	25	82-99	.828
1966	Tom Baack, So., F	25	73-90	.811
1965	Tom Baack, Fr., F	25	92-108	.852
1964	Grant Simmons, So., G	25	82-121	.678
1963	Coley Webb	24	56-88	.636
1962	Ivan Grupe, F	25	66-90	.733
1961	Tom Russell, Jr., F/C	25	140-182	.769
1960	Jim Kowalke	18	46-62	.742
1959	Jan Wall	24	46-62	.742
1958	Jan Wall	18	31-39	.795
1957	Herschell Turner, G	25	136-183	.743
1956	Gary Reimers, G	23	96-123	.780
1955	Rex Ekwall, F	23	95-127	.748
1954	Rex Ekwall, F	21	108-151	.715
1953	Gary Renzelman	21	53-68	.779
1952	Fred Seger	21	90-139	.647
1951	Gerald Sandbulte	18	35-47	.745
1950	Joe Good	22	52-75	.693
1949	Bob Pierce	23	122-158	.772
1948	Bob Gates	23	37-49	.755
1947	Bus Whitehead	26	75-108	.694
1946	Rodney Cox	24	38-57	.667

*Minimum of 2 att. per game while playing in 75 percent of team's games. #Led nation in free throw percentage.

3-POINT PERCENTAGE

Year	Leader*	G	3FG-Att.	Pct.
2009	Paul Velander, Sr., G	31	60-150	.400
2008	Paul Velander, Jr., G	31	36-94	.383
2007	Jay-R Strowbridge, Fr., G	29	25-54	.463
2006	Wes Wilkinson, Sr., F	32	62-148	.419
2005	Joe McCray, Fr., G	28	80-226	.354
2004	Brian Conklin, Sr., F	31	66-118	.559
2003	Andrew Drevo, Jr., F	29	48-149	.322
2002	Brian Conklin, So., F	28	65-150	.433
2001	Cary Cochran, Jr., G	30	78-165	.473
2000	Cary Cochran, So., G	29	62-160	.388
1999	Cary Cochran, Fr., G	32	39-98	.398
1998	Tyronn Lue, Jr., G	32	78-209	.373
1997	Cookie Belcher, Fr., G	33	30-76	.395
1996	Jaron Boone, Sr., G	34	59-167	.353
1995	Jaron Boone, Jr., G	32	70-182	.385
1994	Jaron Boone, So., G	30	35-95	.368
1993	Eric Piatkowski, Jr., F	30	48-129	.372
1992	Jamar Johnson, So., G	28	39-95	.411
1991	Clifford Scales, Sr., G	34	26-57	.456
1990	Chris Cresswell, Sr., G	26	37-97	.381
1989	Ray Richardson, Jr., G/F	32	57-145	.393
1988	Beau Reid, Fr., F	28	26-67	.388
1987	Henry T. Buchanan, Jr., G	33	28-62	.452

*Minimum of 1.5 att. per game while playing in 75 percent of team's games.

ASSISTS

Year	Leader	G	No.	Avg.
2009	Cookie Miller, So., G	30	109	3.6
2008	Cookie Miller, Fr., G	30	109	3.6
2007	Charles Richardson Jr., Sr., G	31	179	5.8
2006	Charles Richardson Jr., Jr., G	30	100	3.3
2005	Marcus Neal Jr., Sr., G	28	93	3.3
2004	Charles Richardson Jr., Fr., G	31	66	2.1
2003	Brennon Clemmons, Sr., G	26	68	2.6
2002	Jake Muhleisen, Fr., G	28	105	3.8
2001	Cookie Belcher, Sr., G	30	131	4.4
2000	Danny Walker, Jr., G	29	97	3.3
1999	Cookie Belcher, Jr., G	32	138	4.3
1998	Tyronn Lue, Jr., G	32	152	4.8
1997	Tyronn Lue, So., G	32	136	4.3
1996	Tyronn Lue, Fr., G	35	144	4.1
1995	Erick Strickland, Jr., G	31	133	4.3
1994	Jamar Johnson, Sr., G	28	123	4.4
1993	Jamar Johnson, Jr., G	28	102	3.3
1992	Jamar Johnson, So., G	28	130	4.6
1991	Beau Reid, Sr., F	34	130	3.8
1990	Clifford Scales, Jr., G	26	110	4.2
1989	Eric Johnson, Sr., G	32	135	4.2
	Beau Reid, So., F	32	135	4.2
1988	Eric Johnson, Jr., G	31	112	3.6
1987	Brian Carr, Sr., G	33	166	5.0
1986	Brian Carr, Jr., G	30	201	6.7
1985	Brian Carr, So., G	30	237	7.9
1984	David Ponce, Sr., G	30	124	4.1
1983	Stan Cloudy, Jr., F	28	106	3.3
1982	Jack Moore, Sr., G	27	109	4.0
1981	Jack Moore, Jr., G	27	108	4.0
1980	Jack Moore, So., G	31	145	4.7
1979	Bob Moore, Sr., G	27	81	3.0
1978	Brian Banks, Jr., G	30	96	3.2
1977	Allen Holder, Sr., G/F	29	119	4.1
1976	Jerry Fort, Sr., G	27	85	3.1
1975	Steve Erwin, Sr., F	26	85	3.3
1974	Ricky Marsh, So., G	26	77	3.0

BLOCKED SHOTS

Year	Leader	G	No.	Avg.
2009	Toney McCray, Fr., G	30	18	0.6
2008	Aleks Maric, Sr., C	33	57	1.7
2007	Aleks Maric, Jr., C	30	33	1.1
2006	Wes Wilkinson, Sr., F	32	61	1.9
2005	John Turek, Sr., F	28	35	1.3
2004	John Turek, Jr., F	31	37	1.2
2003	John Turek, So., F	30	52	1.7
2002	John Turek, Fr., F	26	39	1.4
2001	Kimani Ffriend, Sr., C	28	74	2.6
2000	Kimani Ffriend, Jr., C	30	85	2.8
1999	Venson Hamilton, Sr., C	33	80	2.4
1998	Venson Hamilton, Jr., C	32	66	2.1
1997	Mikki Moore, Sr., C	33	88	2.7
1996	Mikki Moore, Jr., C	35	71	2.1
1995	Mikki Moore, So., C	32	67	2.1
1994	Terrance Badgett, So., F	29	26	0.9
1993	Derrick Chandler, Sr., C	31	53	1.7
1992	Derrick Chandler, Jr., C	29	91	3.1
1991	Rich King, Sr., C	34	68	2.0
1990	Rich King, Jr., C	28	45	1.6
1989	Rich King, So., C	33	50	1.5
1988	Derrick Vick, Sr., F	31	21	0.7
1987	Derrick Vick, Jr., F	32	19	0.6
1986	Dave Hoppen, Sr., C	19	11	0.6
1985	Ronnie Smith, Sr., C/F	29	13	0.4
	Dave Hoppen, Jr., C	30	13	0.4
1984	Dave Hoppen, So., C	30	12	0.4
1983	Dave Hoppen, Fr., C	32	19	0.6
1982	Lenard Johnson, Jr., F/C	27	23	0.9
1981	Andre Smith, Sr., C	26	20	0.8
1980	Greg Downing, Fr., G/F	31	15	0.5
1979	Carl McPipe, Sr., C	26	30	1.2
1978	Terry Novak, Sr., G/F	30	18	0.6

STEALS

Year	Leader	G	No.	Avg.
2009	Cookie Miller, So., G	30	45	1.5
	Steve Harley, Sr., G	31	45	1.5
2008	Cookie Miller, Fr., G	30	58	1.7
2007	Charles Richardson Jr., Sr., G31	56	1.8	
2006	Charles Richardson Jr., Jr., G30	34	1.1	
2005	Joe McCray, Fr., G	28	32	1.1
2004	Jake Muhleisen, Jr., G	31	36	1.2
2003	Brennon Clemmons, Sr., G	26	47	1.8
2002	Brennon Clemmons, Jr., G	28	48	1.7
2001	Cookie Belcher, Sr., G	30	82	2.7
2000	Larry Florence, Sr., F	30	44	1.5
1999	Cookie Belcher, Jr., G	32	102	3.2
1998	Cookie Belcher, So., G	32	75	2.3
1997	Cookie Belcher, Fr., G	33	87	2.6
1996	Erick Strickland, Sr., G	35	61	1.7
1995	Erick Strickland, Jr., G	31	89	2.9
1994	Erick Strickland, So., G	30	60	2.0
1993	Jamar Johnson, Sr., G	31	52	1.7
1992	Jamar Johnson, So., G	28	36	1.3
1991	Clifford Scales, Sr., G	34	64	1.9
1990	Clifford Scales, Jr., G	26	44	1.7
1989	Eric Johnson, Sr., G	32	68	2.1
1988	Eric Johnson, Jr., G	31	60	1.9
1987	Brian Carr, Sr., G	33	67	2.0
1986	Brian Carr, Jr., G	30	31	1.0
1985	Curtis Moore, Sr., F	30	45	1.5
1984	David Ponce, Sr., G	30	36	1.2
1983	Greg Downing, Sr., G/F	31	46	1.5
1982	Ray Collins, Sr., G/F	28	38	1.4
1981	Jack Moore, Jr., G	27	36	1.3
1980	Jack Moore, So., G	31	42	1.4
1979	Brian Banks, Sr., G	24	34	1.4
1978	Brian Banks, Jr., G	30	36	1.2

MINUTES PLAYED

Year	Leader	G	Min.	Avg.
2009	Steve Harley, Sr., G	31	937	30.2
2008	Ryan Anderson, So., G	33	980	29.7
2007	Charles Richardson Jr., Sr., G31	1,125	36.3	
2006	Jason Dourisseau, Sr., G	33	1,006	30.5
2005	Joe McCray, Fr., G	28	832	29.7
2004	Jake Muhleisen, Jr., G	31	827	26.7
2003	Nate Johnson, Jr., C	28	895	32.0
2002	Jake Muhleisen, Fr., G	28	821	29.3
2001	Cookie Belcher, Sr., G	30	1,024	34.1
2000	Steffon Bradford, Jr., F	30	904	30.1
1999	Venson Hamilton, Sr., C	33	1,074	32.5
1998	Tyronn Lue, Jr., G	32	1,149	35.9
1997	Tyronn Lue, So., G	32	1,150	35.9
1996	Jaron Boone, Sr., G	34	1,105	32.5
1995	Jaron Boone, Jr., G	32	1,043	32.6
1994	Eric Piatkowski, Sr., F	30	972	32.4
1993	Eric Piatkowski, Jr., F	30	892	29.7
1992	Eric Piatkowski, So., F	29	873	30.1
1991	Clifford Scales, Sr., G	34	982	28.9
1990	Clifford Scales, Jr., G	26	824	31.7
1989	Eric Johnson, Sr., G	32	996	31.1
1988	Eric Johnson, Jr., G	31	889	28.7
1987	Brian Carr, Sr., G	33	1,065	32.3
1986	Brian Carr, Jr., G	30	1,063	35.4
1985	Dave Hoppen, Jr., C	30	1,155	38.5
1984	Dave Hoppen, So., C	30	1,058	35.3
1983	Stan Cloudy, Jr., F	32	1,021	31.9
1982	Jack Moore, Sr., G	27	1,017	37.7
1981	Jack Moore, Jr., G	27	984	36.4
1980	Jack Moore, So., G	31	1,143	36.9
1979	Bob Moore, Sr., G	27	868	32.1

Nebraska Year by Year

Season	Won-Lost	FG-FGA	Pct.	FT-FTA	Pct.	Reb.-Avg.	Pts.-Avg.		
1948	11-13	494-1,717	.288	356-613	.581	*	1,344-56.0		
1949	16-10	504-1,719	.293	351-595	.590	*	1,359-52.3		
1950	16-7	490-1,506	.325	369-598	.617	*	1,349-58.7		
1951	9-14	440-1,283	.343	329-447	.662	*	1,209-52.6		
1952	7-17	569-1,661	.343	357-603	.592	888-37.0	1,495-62.3		
1953	9-11	444-1,252	.355	510-795	.642	835-41.8	1,398-69.9		
1954	8-13	503-1,336	.376	463-772	.600	747-35.6	1,469-70.0		
1955	9-12	506-1,288	.393	474-681	.696	882-42.0	1,486-70.8		
1956	7-16	490-1,421	.345	452-715	.632	770-33.5	1,432-62.3		
1957	11-12	487-1,301	.374	446-667	.669	905-39.3	1,420-61.7		
1958	10-13	470-1,255	.375	387-637	.608	892-38.8	1,327-57.7		
1959	12-13	531-1,422	.373	402-619	.649	1,122-44.9	1,464-58.6		
1960	7-17	561-1,559	.360	370-573	.646	1,170-48.8	1,492-62.7		
1961	10-14	554-1,447	.383	437-651	.671	1,162-48.4	1,545-64.4		
1962	9-16	575-1,470	.391	389-592	.657	1,128-45.1	1,539-61.6		
1963	6-19	573-1,502	.381	341-554	.616	1,101-44.0	1,487-59.5		
1964	8-17	645-1,676	.385	289-521	.555	1,063-42.5	1,579-63.2		
1965	10-15	635-1,611	.394	436-724	.602	1,053-42.1	1,706-68.2		
1966	20-5	739-1,708	.433	450-650	.692	1,061-42.4	1,928-77.2		
1967	16-9	784-1,749	.448	424-583	.727	1,032-41.3	1,992-78.9		
1968	15-10	725-1,612	.450	504-659	.765 (3)	835-33.4	1,954-78.2		
1969	12-14	690-1,587	.435	527-739	.713	908-34.9	1,908-73.4		
1970	16-9	696-1,527	.455	421-620	.679	899-36.0	1,813-72.5		
1971	18-8	753-1,490	.505 (6)	402-574	.700	890-34.2	1,908-73.4		
1972	14-12	734-1,509	.486	367-579	.634	1,022-39.3	1,835-70.6		
1973	9-17	704-1,647	.427	244-380	.642	972-37.4	1,652-63.5		
1974	14-12	725-1,730	.419	291-443	.657	1,121-43.1	1,741-67.0		
1975	14-12	741-1,679	.441	317-485	.654	1,032-39.7	1,799-69.2		
1976	19-8	715-1,637	.465	385-532	.724	890-33.0	1,815-67.2		
1977	15-14	732-1,638	.447	350-541	.647	1,010-34.8	1,814-62.6		
1978	22-8	829-1,696	.489	374-551	.679	963-32.1	2,032-67.7		
1979	14-13	720-1,555	.463	289-438	.660	882-32.7	1,729-64.0		
1980	18-13	812-1,600	.508	507-677	.749 (15)	809-26.1	2,131-68.7		
1981	15-12	666-1,360	.490	380-507	.750 (11)	737-27.3	1,712-63.4		
1982	16-12	679-1,441	.471	409-552	.741 (11)	777-27.8	1,767-63.1		
1983	22-10	855-1,667	.513	478-696	.687	979-30.6	2,188-68.4		
1984	18-12	786-1,529	.514	376-534	.704	846-28.2	1,948-64.9		
1985	16-14	873-1,706	.512	409-568	.720	913-30.4	2,155-71.8		
1986	19-11	835-1,635	.511	455-612	.743	902-30.1	2,125-70.8		
Season	Won-Lost	FG-FGA	Pct.	3FG-Att.	Pct.	FT-FTA	Pct.	Reb.-Avg.	Pts.-Avg.
1987	21-12	904-1,933	.468	120-325	.369	544-778	.699	1,119-33.9	2,472-74.9
1988	13-18	832-1,737	.479	88-246	.358	456-636	.718	1,016-32.8	2,208-71.2
1989	17-16	936-1,991	.470	122-335	.364	541-808	.670	1,292-39.2	2,535-76.8
1990	10-18	829-1,759	.471	106-302	.351	495-717	.690	1,069-38.2	2,259-80.7
1991	26-8	1,081-2,185	.495	125-358	.349	690-981	.703	1,454-42.8	2,977-87.6
1992	19-10	842-1,826	.461	183-489	.374	467-739	.632	1,305-45.0	2,334-80.5
1993	20-11	908-1,975	.460	158-468	.338	523-765	.684	1,283-41.4	2,497-80.5
1994	20-10	956-1,978	.483	194-564	.344	514-690	.745 (9)	1,201-40.0	2,620-87.3(11)
1995	18-14	907-1,947	.466	173-504	.343	523-766	.683	1,209-37.8	2,510-78.4
1996	21-14	1,007-2,089	.482	176-494	.356	618-897	.689	1,353-38.7	2,808-80.2
1997	18-15	895-1,927	.464	113-349	.324	504-752	.670	1,295-39.2	2,407-72.9
1998	20-12	867-1,938	.447	150-436	.344	406-649	.626	1,263-39.5	2,290-71.6
1999	20-13	799-1,764	.453	113-365	.310	466-716	.651	1,169-35.4	2,177-66.0
2000	11-19	737-1,729	.426	144-434	.332	432-700	.617	1,217-40.6	2,050-68.3
2001	14-16	755-1,591	.487 (11)	184-480	.383	400-670	.597	1,075-35.8	2,134-71.1
2002	13-15	656-1,668	.393	267-729#	.366	375-555	.676	998-35.6	1,954-69.8
2003	11-19	686-1,724	.398	139-504	.276	389-599	.649	1,114-38.1	1,900-63.3
2004	18-13	765-1,641	.466	210-540	.389 (19)	444-618	.718	1,120-36.1	2,184-70.5
2005	14-14	661-1,556	.425	174-550	.316	409-620	.660	1,072-38.3	1,905-68.0
2006	19-14	736-1,796	.410	221-637	.347	508-758	.670	1,277-38.7	2,201-66.7
2007	17-14	700-1,537	.455	244-650	.375	428-600	.713	928-29.9	2,072-66.8
2008	20-13	790-1,729	.457	190-555	.342	444-667	.666	1,131-34.3	2,214-67.1
2009	18-13	686-1,571	.437	206-571	.361	421-600	.702	861-27.8	1,999-64.5

*Rebounding statistics unavailable prior to 1952 and for five games in 1952. #Third nationally in 3-pointers made per game. Note: National top-25 rank, if any, indicated in ().

Opponents Year by Year

Season	Games	FG-FGA	Pct.	FT-FTA	Pct.	Reb.-Avg.	Pts.-Avg.
1948	24	503-*	*	350-588	.627	+	1,356-56.5
1949	26	487-*	*	348-600	.580	+	1,322-50.8
1950	23	437-*	*	359-586	.613	+	1,233-53.6
1951	23	531-1,462	.363	283-445	.636	+	1,345-58.5
1952	24	*	*	*	*	+	1,580-65.8
1953	20	487-1,409	.346	458-707	.648	790-39.5	1,432-71.6
1954	21	546-1,407	.388	461-721	.639	707-33.7	1,553-74.0
1955	21	497-1,451	.343	514-748	.687	940-44.8	1,508-71.8
1956	23	574-1,626	.353	491-712	.690	1,019-44.3	1,639-71.3
1957	23	513-1,475	.348	493-754	.654	1,010-43.9	1,519-66.0
1958	23	567-1,526	.372	344-539	.638	985-42.8	1,478-64.3
1959	25	565-1,538	.367	374-559	.669	1,135-45.4	1,504-60.2
1960	24	545-1,476	.369	426-655	.650	1,191-49.6	1,516-63.2
1961	24	595-1,621	.367	381-571	.667	1,161-48.4	1,571-65.5
1962	25	656-1,584	.414	364-518	.703	1,052-42.1	1,676-67.0
1963	25	622-1,457	.427	441-639	.690	1,062-42.5	1,685-67.4
1964	25	661-1,633	.405	478-698	.685	1,097-43.9	1,800-72.0
1965	25	676-1,631	.414	486-714	.681	946-37.8	1,838-73.5
1966	25	718-1,666	.431	367-575	.638	987-39.5	1,803-72.1
1967	25	730-1,635	.446	480-691	.695	992-39.7	1,940-77.6
1968	25	750-1,526	.491	370-550	.673	799-32.0	1,870-74.8
1969	26	736-1,639	.449	451-656	.688	886-34.1	1,923-74.0
1970	25	674-1,457	.462	456-675	.676	839-33.6	1,804-72.1
1971	26	689-1,483	.465	384-600	.640	906-34.8	1,762-67.7 (15)
1972	26	654-1,519	.431	451-657	.686	973-37.4	1,759-67.7
1973	26	767-1,706	.450	275-423	.650	1,194-45.9	1,809-69.2
1974	26	716-1,729	.414	301-448	.672	1,084-41.7	1,733-66.7
1975	26	716-1,598	.448	365-525	.695	1,121-43.1	1,797-69.1
1976	27	674-1,447	.468	347-518	.670	907-33.6	1,695-62.8 (8)
1977	29	694-1,572	.441	383-547	.700	1,049-36.2	1,771-61.1 (6)
1978	30	735-1,546	.475	418-608	.688	967-32.2	1,888-62.9 (8)
1979	27	646-1,333	.485	391-552	.708	931-34.5	1,683-62.3 (9)
1980	31	856-1,644	.521	389-519	.750	952-30.7	2,101-67.8
1981	27	631-1,265	.499	350-473	.739	753-29.0	1,612-62.0 (14)
1982	28	607-1,351	.449	335-474	.707	883-31.5	1,549-55.3 (10)
1983	32	766-1,606	.477	418-609	.686	963-30.1	1,950-60.9
1984	30	723-1,452	.498	403-565	.713	821-27.4	1,849-61.6
1985	30	834-1,652	.505	401-574	.699	935-31.2	2,069-69.0
1986	30	822-1,669	.493	356-537	.663	923-30.8	2,000-66.7

Season	Games	FG-FGA	Pct.	3FG-Att.	Pct.	FT-FTA	Pct.	Reb.-Avg.	Pts.-Avg.
1987	33	887-1,888	.470	143-338	.423	537-773	.695	1,201-36.4	2,454-74.4
1988	31	803-1,684	.477	120-317	.379	602-844	.713	1,018-32.8	2,328-75.1
1989	33	916-2,011	.455	160-420	.381	586-880	.666	1,204-36.5	2,578-78.1
1990	28	863-1,817	.475	168-417	.403	516-715	.722	1,065-38.0	2,410-86.1
1991	34	950-2,173	.437	209-605	.345	563-891	.632	1,230-36.2	2,672-78.6
1992	29	846-2,016	.429	178-544	.327	345-563	.613	1,118-38.6	2,215-76.4
1993	31	827-1,923	.430	154-508	.303	538-833	.646	1,175-37.9	2,346-75.7
1994	30	850-1,951	.436	196-599	.327	523-791	.661	1,165-38.8	2,419-80.6
1995	32	831-1,997	.416	230-652	.353	475-707	.672	1,272-39.8	2,367-74.0
1996	35	900-2,174	.414	212-613	.346	631-956	.660	1,319-37.7	2,643-75.5
1997	33	791-1,928	.410	185-519	.356	589-864	.682	1,162-35.2	2,356-71.4
1998	32	774-1,935	.400	202-635	.318	442-671	.659	1,222-38.2	2,192-68.5
1999	33	752-1,809	.416	207-609	.340	410-639	.642	1,139-34.5	2,121-64.3
2000	30	797-1,888	.422	228-661	.345	398-609	.654	1,113-37.1	2,220-74.0
2001	30	742-1,720	.431	184-543	.339	418-594	.704	980-32.7	2,086-69.5
2002	28	706-1,631	.433	213-610	.349	355-510	.696	1,135-40.5	1,980-70.7
2003	30	724-1,776	.408	193-639	.302	413-585	.706	1,172-39.1	2,054-68.5
2004	31	685-1,711	.400 (20)	180-551	.327	399-583	.684	995-32.1	1,949-62.9
2005	28	618-1,493	.414	169-520	.325	385-567	.679	926-33.1	1,790-63.9
2006	33	793-1,928	.411	252-693	.364	342-522	.655	1,159-35.1	2,180-66.1
2007	31	686-1,593	.431	236-624	.378	381-541	.704	994-32.1	1,989-64.2
2008	33	687-1,710	.402 (28)	243-668	.364	385-548	.703	1,063-32.2	2,002-60.7 (18)
2009	31	638-1,482	.431	191-563	.339	405-586	.691	1,066-34.4	1,872-60.4 (22)

*Rebounding statistics unavailable prior to 1952 and for five games in 1952. Note: NU's national defensive rank, if any, indicated in ().

Bob Devaney Sports Center

Named after longtime athletic director and football coach Bob Devaney, the Bob Devaney Sports Center has been home to Nebraska basketball for the past 33 years with the Huskers amassing nearly 400 victories in the building.

Over the years, the Devaney Center has seen a number of dramatic improvements. Among the major renovations are:

- * a completely refurbished locker room and player's lounge including the addition of computer stations in the locker room (2007)

- * a newly renovated coaches offices and reception area (2007)

- * addition of a state-of-the-art video editing room and library (2007)

- * redesigned athletic medicine facility including the addition of a new cold water plunge tanks for faster recuperation (2009)

- * a new design to the court and addition of courtside seats for fans (2004)

- * courtside LED boards were added (2008) to enhance the game-day atmosphere

The renovations since Coach Sadler arrived are not the only noticeable improvements around the building, which has held up remarkably well for more than 30 years of use. In 2000, fans saw the addition of two HuskerVision replay screens, hustle stat boards and digital message boards as well as new sound and lighting systems to help make an impressive gameday atmosphere even better. That same year, there were other upgrades such as the addition of a ring of honor and the Husker Hall of Fame. The displays in the concourse areas highlight more than 100 years of Nebraska athletics and more than 25 years of women's athletics at the university.

The Huskers have shown an ability to raise their game in the facility as they have defeated 29 ranked teams in front of their raucous home crowds over the years. At the start of the 2000s, the student section was reorganized and reborn as the Red Zone, providing Nebraska with one of the liveliest student bases in Big 12 Conference.

The Devaney Center also boasts a top-notch weight room in the facility, making strength training a useful tool before or

after practice. The weight room is part of three weight rooms available to NU student-athletes, as the Husker Power program is the model of excellence in strength training for schools around the nation.

The Nebraska basketball team is not the only tenant of the versatile facility. The Husker women's basketball team also calls the Devaney Center home, along with Nebraska teams for gymnastics, women's swimming and diving, track and field and wrestling.

With a capacity of 13,595, the Devaney Center has hosted numerous NCAA postseason events since opening its doors in 1976. The Husker men's basketball team has enjoyed playing on the Devaney Center court, as NU has an all-time record of 398-125 (.761) at home. Nebraska has posted less than eight home victories just once (1976-77) in the 33-year history of the Devaney Center.

DEVANEY CENTER FACTS

Games: 523 in 33 seasons

Record: 398-125 (.761)

Overtime Record: 18-5 (.783)

Most Consecutive Home Winning Seasons:

33, 1976-77-present

Most Home Games, Season: 19, 2005-06 and 2007-08

Most Wins in Devaney Center, Season: 17, 1982-83

Most Home Wins, Season: 17, 1982-83; 17, 2007-08*

(*includes one game at Qwest Center Omaha)

Most Home Losses, Season: 6, eight times

Most Consecutive Home Wins:

16, last four games of 1982 first 12 of 1983,

ended by Missouri, 54-51, Feb. 26, 1983

Most Consecutive Home Losses:

4, ended against Kansas State, March 3, 1996

4, ended against Kansas State, Feb. 25, 2003

Most Consecutive Home Conference Wins:

8, last three games of 1982, first five games of

1983, ended by Missouri, 54-51,

Feb. 26, 1983 (excludes tournament games)

Most Consecutive Home Conference Losses:

5, last two games of 1988, first three of 1989,

ended vs. Kansas, 74-70, Feb. 4, 1989

DEVANEY CENTER CROWDS

Top 10 Regular-Season Crowds

- 15,038 Oklahoma State, 1980-81*
- 15,003 Oklahoma, 1980-81*
- 14,999 Colorado, 1978-79*
- 14,912 Kansas State, 1977-78*
- 14,878 Kansas, 1984-85*
- 14,865 Kansas State, 1988-89*
- 14,759 Kansas, 1996-97*
- 14,753 Missouri, 1977-78*
- 14,753 TCU, 1982-83* (NIT)
- 14,747 Iowa State, 1977-78*

*capacity crowd

14,000-plus crowds

79 (last in 2002 vs. Kansas)

Season Opener Record

14,561, vs. Michigan State, Nov. 28, 1990

Opening-Night Attendance

10,516, vs. Iowa, Nov. 27, 1976

Last Conference Sellout

13,829, vs. Kansas, Jan. 12, 2008

Last Non-Conference Sellout

13,832, vs. Creighton, Nov. 18, 2006



The 13,595-seat arena at the Bob Devaney Sports Center is a state-of-the-art facility, and is home to the men's and women's basketball teams as well as the men's and women's gymnastics, women's swimming and diving, track and field and wrestling teams.

Devaney Center Series History

Opponent	W-L	(Pct.)
Alabama A&M	3-0	(1.000)
Alabama State	1-0	(1.000)
Alaska-Fairbanks	1-0	(1.000)
Alcorn State	1-0	(1.000)
Angelo State	1-0	(1.000)
Appalachian State	2-0	(1.000)
Arizona State	3-0	(1.000)
Arkansas	2-1	(.667)
Arkansas-Pine Bluff	3-0	(1.000)
Arkansas State	1-0	(1.000)
Arkansas Tech	1-0	(1.000)
Augustana (S.D.)	1-0	(1.000)
Ball State	1-0	(1.000)
Baylor	6-1	(.857)
Bethune-Cookman	1-0	(1.000)
Bowling Green	2-0	(1.000)
Brooklyn	2-0	(1.000)
California-Davis	1-0	(1.000)
California-Irvine	0-1	(.000)
Cal State Bakersfield	1-0	(1.000)
Canisius	1-0	(1.000)
Charlotte	1-0	(1.000)
Chicago State	2-0	(1.000)
The Citadel	2-0	(1.000)
Colgate	2-0	(1.000)
Colorado	28-6	(.824)
Colorado State	3-0	(1.000)
Columbia	1-0	(1.000)
Coppin State	1-0	(1.000)
Creighton	14-3	(.824)
Delaware State	3-0	(1.000)
Denver	2-0	(1.000)
Detroit	1-0	(1.000)
Drake	1-0	(1.000)
Eastern Illinois	4-0	(1.000)
Eastern Michigan	1-0	(1.000)
Eastern Washington	4-0	(1.000)
Evansville	1-0	(1.000)
Fairleigh Dickinson	1-0	(1.000)
Florida A&M	2-0	(1.000)
Furman	1-0	(1.000)
Georgia	1-1	(.500)
Georgia Southern	1-0	(1.000)
Grambling State	2-1	(.667)
Harvard	1-0	(1.000)
Idaho	1-2	(.333)
Idaho State	1-0	(1.000)
Iona	1-0	(1.000)
Iowa	0-1	(.000)
Iowa State	21-13	(.618)
IPFW	3-0	(1.000)
Kansas	16-17	(.485)
Kansas State	24-10	(.706)
Kent State	1-0	(1.000)
Lehigh	1-0	(1.000)
Lipscomb	2-0	(1.000)
Long Beach State	1-0	(1.000)
Longwood	1-0	(1.000)
Louisiana Tech	1-0	(1.000)
Lubbock Christian	1-0	(1.000)
Mankato State	1-0	(1.000)
Marquette	2-0	(1.000)
Maryland-Baltimore County	1-1	(.500)
Maryland Eastern Shore	2-0	(1.000)
Mesa	1-0	(1.000)
Miami (Ohio)	1-0	(1.000)
Michigan State	2-1	(.667)
Minnesota*	3-4	(.429)
Mississippi	1-0	(1.000)
Missouri	17-16	(.515)
Missouri-St. Louis	1-0	(1.000)
Missouri Southern	1-0	(1.000)
Missouri Western	1-0	(1.000)
Monmouth	1-0	(1.000)
Montana	1-0	(1.000)
Montana State	3-0	(1.000)
Morehead State	1-0	(1.000)
Morgan State	1-0	(1.000)
Murray State	0-1	(.000)
Nebraska-Omaha	2-0	(1.000)
Nevada	1-0	(1.000)
New Orleans	1-0	(1.000)
Niagara	1-0	(1.000)
Norfolk State	1-0	(1.000)
North Carolina A&T	4-0	(1.000)
North Carolina Central	1-0	(1.000)
North Texas	2-0	(1.000)
Northern Colorado	1-0	(1.000)
NE Missouri State	2-0	(1.000)
Northeastern Illinois	2-0	(1.000)
Northern Illinois	2-0	(1.000)
Northern Iowa	2-1	(.667)
NW Missouri State	4-0	(1.000)
Ohio	1-0	(1.000)
Ohio State	0-1	(.000)
Oklahoma	13-14	(.481)
Oklahoma State	19-9	(.679)
Oral Roberts	2-0	(1.000)
Oregon	1-0	(1.000)
Oregon State	1-0	(1.000)
Pacific	1-0	(1.000)
Penn State	1-1	(.500)
Pepperdine	1-0	(1.000)
Pittsburgh	1-0	(1.000)
Portland	1-0	(1.000)
Portland State	1-0	(1.000)
Presbyterian	1-0	(1.000)
Purdue	0-1	(.000)
Rutgers	1-0	(1.000)
St. Francis (Pa.)	1-0	(1.000)
Sacramento State	3-0	(1.000)
Saint Louis	1-0	(1.000)
Sam Houston State	3-1	(.750)
San Francisco	1-0	(1.000)
San Jose State	2-0	(1.000)
Savannah State	3-0	(1.000)
Sonoma State	1-0	(1.000)
South Dakota	3-0	(1.000)
South Florida	1-0	(1.000)
South Carolina State	1-0	(1.000)
South Dakota State	3-0	(1.000)
Southern Colorado	1-0	(1.000)
Southern Illinois	1-0	(1.000)
Southern Utah	2-0	(1.000)
SE Missouri State	1-0	(1.000)
SW Missouri State	1-0	(1.000)
SW Texas State	1-0	(1.000)
TCU	1-0	(1.000)
Tennessee	1-0	(1.000)
Tennessee Tech	1-0	(1.000)
Texas	4-5	(.444)
Texas A&M	6-3	(.667)
Texas-Arlington	1-0	(1.000)
Texas-San Antonio	5-0	(1.000)
Texas Southern	1-0	(1.000)
Texas Tech	6-2	(.750)
Toledo	1-0	(1.000)
Tulane	1-0	(1.000)
Tulsa	0-1	(.000)
UAB	1-1	(.500)
UMKC	5-1	(.833)
UNC Greensboro	2-0	(1.000)
UNC Wilmington	1-0	(1.000)
UNLV	1-0	(1.000)
USC	1-0	(1.000)
Utah State	1-0	(1.000)
Utah Valley State	1-0	(1.000)
Wagner	1-0	(1.000)
Washington	2-0	(1.000)
Washington State	1-1	(.500)
Weber State	1-0	(1.000)
Western Carolina	0-1	(.000)
Western Illinois	4-0	(1.000)
Western Kentucky	1-0	(1.000)
Wichita State	1-0	(1.000)
Winthrop	2-0	(1.000)
Wisconsin	2-0	(1.000)
UW-Green Bay	1-0	(1.000)
UW-Oshkosh	1-0	(1.000)
UW-Stevens Point	2-0	(1.000)
UW-Stout	1-0	(1.000)
Wyoming	4-1	(.800)
Wolford	1-0	(1.000)
Yale	1-0	(1.000)
Non-Conference Totals	246-33	(.882)
Conference	152-92	(.623)
All-Time Record	398-125	(.761)

DEVANEY CENTER YEAR BY YEAR

Season	Overall		Conference		Losses
	W-L	Pct.	W-L	Pct.	
1976-77	7-4	.636	5-2	.714	Iowa, Minnesota, Kansas State, Oklahoma
1977-78	15-2	.882	5-2	.714	Iowa State, Oklahoma
1978-79	9-2	.818	6-1	.857	Purdue, Iowa State
1979-80	14-2	.875	5-2	.714	Missouri, Colorado
1980-81	11-4	.733	6-1	.857	Wyoming, Idaho, Colorado (twice)
1981-82	11-3	.786	5-2	.714	Arkansas, Missouri, Kansas State
1982-83	17-1	.944	6-1	.857	Missouri
1983-84	11-6	.647	3-4	.429	Texas Tech, Missouri, Oklahoma, Kansas, Iowa State, Kansas State (B&T)
1984-85	12-3	.800	5-2	.714	Washington State, Kansas, Oklahoma
1985-86	10-5	.667	4-3	.571	Cal-Irvine, Georgia, Kansas, Missouri, Kansas State
1986-87	15-2	.882	5-2	.714	Missouri, Oklahoma
1987-88	8-6	.571	3-4	.429	Ohio State, Grambling State, Oklahoma State, Oklahoma, Iowa State, Kansas State
1988-89	14-4	.778	4-3	.571	Nichigan State, Oklahoma, Kansas State, Missouri
1989-90	9-6	.600	2-5	.286	Idaho, Kansas, Missouri, Iowa State, Oklahoma State, Oklahoma
1990-91	14-1	.933	6-1	.857	Oklahoma State
1991-92	14-2	.875	5-2	.714	Missouri, Oklahoma
1992-93	14-2	.875	5-2	.714	Kansas State, Oklahoma State
1993-94	13-3	.813	5-2	.714	Texas, Missouri, Oklahoma
1994-95	11-6	.647	2-5	.286	Missouri, Oklahoma State, Kansas, Colorado, Iowa State, Penn State (NIT)
1995-96	11-5	.688	3-4	.429	Northern Iowa, Kansas, Iowa State, Oklahoma State, Oklahoma
1996-97	13-3	.813	6-2	.750	Minnesota, Iowa State, Kansas
1997-98	13-2	.867	6-2	.750	Kansas, Kansas State
1998-99	12-4	.750	6-2	.750	Tulsa, Minnesota, Texas, Oklahoma State
1999-2000	10-6	.625	4-4	.500	Western Carolina, San Francisco, Iowa State, Missouri, Oklahoma, Kansas
2000-01	8-6	.571	5-3	.625	Missouri-Kansas City, Murray State, Creighton, Iowa State, Colorado, Kansas
2001-02	12-4	.750	5-3	.625	Sam Houston State, Oklahoma, Missouri, Kansas
2002-03	9-6	.600	3-5	.375	Creighton, Texas A&M, Missouri, Kansas, Oklahoma State, Texas
2003-04	15-3	.833	5-3	.625	Colorado, Oklahoma, Kansas State
2004-05	10-6	.625	4-4	.500	Minnesota, Creighton, Texas, Kansas, Iowa State, Missouri
2005-06	14-5	.737	4-4	.500	UAB, Iowa State, Kansas, Texas Tech, Kansas State
2006-07	12-4	.750	4-4	.500	Texas, Kansas, Texas A&M, Iowa State
2007-08	16-3	.842	5-3	.625	Kansas, Baylor, Missouri
2008-09	14-4	.778	5-3	.625	UMBC, Oklahoma State, Kansas, Texas A&M
33 Years	398-125	.761	152-92	.623	

*Conference record does not include 4-2 record in Big Eight Conference Tournament games played at the Devaney Center.

*Minnesota later forfeited one game to NU.

Devaney Center Records

NEBRASKA INDIVIDUAL

Points:
41, Aleks Maric vs. Kansas State, Feb. 13, 2007

Field Goals:
15, Andre Smith vs. Wisconsin-Oshkosh, Jan. 4, 1980 (18 att.)
15, Aleks Maric vs. Iowa State, Feb. 28, 2007 (30 att.)

Field Goal Attempts:
30, Aleks Maric vs. Iowa State, Feb. 28, 2007 (15 made)

Field Goals, No Misses:
9, Dave Hoppen vs. S. Illinois, Nov. 26, 1985
9, Venson Hamilton vs. Iowa St., Feb. 3, 1996
9, Ade Dagunduro vs. UMBC, Dec. 23, 2008

Field Goals, Consecutive Games:
15, Ade Dagunduro vs. IPFW, UMBC and South Carolina State, Dec. 20 to Dec. 30, 2008

3-Point Field Goals:
8, Gary Cochran vs. Baylor, Feb. 27, 2002 (13 att.)

3-Point Field Goals Attempted:
13, Cary Cochran vs. Baylor, Feb. 27, 2002 (8 made)

3-Point Field Goal Percentage:
1.000, Brian Conklin vs. Missouri, Feb. 7, 2004 (5-5)

Free Throws:
16, Eric Johnson vs. Creighton, Nov. 26, 1988 (18 att.)
16, Rich King vs. N. Illinois, Feb. 18, 1991 (19 att.)

Free Throw Attempts:
25, Aleks Maric vs. Kansas St., Feb. 13, 2007 (15 made)

Free Throws, No Misses:
15, Jack Moore vs. Oklahoma St., Feb. 10, 1982

Rebounds:
21, Kimani Ffriend vs. Oral Roberts, Dec. 22, 1999

Assists:
14, Brian Carr vs. California-Irvine, Dec. 2, 1985

Blocked Shots:
9, Mikki Moore vs. Coppin State, Dec. 6, 1996

Steals:
8, Greg Downing, vs. UNKC, Dec. 8, 1982
8, Cookie Belcher vs. Oklahoma St., Feb. 7, 2001

Minutes:
60, Jack Moore and Andre Smith vs. Ala.-Birmingham, Dec. 22, 1979 (40T)

OPPONENT INDIVIDUAL

Points:
43, Harold Miner, USC, Nov. 25, 1991

Field Goals:
16, Ron Kellogg, Kansas, Feb. 2, 1985 (19 att.)

Field Goal Attempts:
34, Harold Miner, USC, Nov. 25, 1991 (15 made)

Field Goals, No Misses:
7, Gary Taylor, Southern Colorado, Nov. 29, 1984;
7, Mohamed Berte, South Dakota State, Dec. 8, 2005

3-Point Field Goals:
8, Brad Soucie, Eastern Michigan vs. Pittsburgh, March 18, 1988 (NCAA, 14 att.)
8, Randy Rutherford, Oklahoma St., Feb. 1, 1995 (14 att.)
8, Jerald Brown, Texas A&M, Jan. 11, 1997 (10 att.)
8, Devin Brown, UT-San Antonio, Nov. 28, 2001 (14 att.)
8, Josh Carter, Texas A&M, Feb. 10, 2007 (11 att.)
8, Obi Muonelo, Oklahoma State, March 5, 2007 (11 att.)

3-Point Field Goals Attempted:
15, Nathan Binam, Oral Roberts, Dec. 22, 1999 (5 made)

3-Point Field Goal Percentage:
.833, Matt Roggenburk, Creighton, Nov. 26, 1988 (5-6)

Free Throws:
16, Tyray Pearson, Iowa State, Jan. 26, 2002 (20 att.)

Free Throw Attempts:
20, Tyray Pearson, Iowa State, Jan. 26, 2002 (16 made)

Free Throws, No Misses:
12, Jeff Hornacek, Iowa State, Feb. 18, 1984
12, Tim Ellis, Kansas State, Feb. 18, 2004

Rebounds:
20, Jerome Lane, Pittsburgh vs. Vanderbilt, March 20, 1988 (NCAA)

Assists:
14, Jeff Bowling, Air Force vs. Pepperdine, Dec. 1, 1989

Blocked Shots:
6, Wendell Williams, North Texas vs. Army, Dec. 3, 1988

Steals:
8, Jose Winston, Colorado, Jan. 23, 1999

Minutes Played:
58, Keith McCord, Alabama-Birmingham, Dec. 22, 1979 (40T)

NEBRASKA TEAM

Points in a Game:
117, vs. Harvard, Dec. 1, 1989

Fewest Points in a Game:
39, vs. Kansas State, March 7, 1984

Points in a Half:
66, vs. Oklahoma, Feb. 16, 1991 (2nd)

Fewest Points in a Half:
15, vs. Kansas State, March 7, 1984 (2nd)

Margin of Victory:
57, vs. Arkansas-Pine Bluff, Nov. 23, 2004 (97-40)

Field Goals:
48, vs. Montana State, Dec. 23, 1977 (87 att.)
48, vs. Eastern Washington, Jan. 14, 1984 (80 att.)

Field Goal Attempts:
88, vs. Tennessee Tech, Dec. 14, 1990 (45 made)

Field Goal Percentage:
.750, vs. Nebraska-Omaha, Jan. 25, 1988 (42-56)

Lowest Field Goal Percentage:
.246, vs. Oklahoma, Jan. 16, 2002 (16-65)

3-Point Field Goals:
18, vs. Kansas, Feb. 24, 2002 (37 att.)

3-Point Field Goals Attempted:
37, vs. Kansas, Feb. 24, 2002 (18 made)

3-Point Field Goal Percentage:
.667, vs. Chicago State, Jan. 16, 1990 (8-12)
.667, vs. Western Illinois, Nov. 19, 1997 (10-15)
.667, vs. Pacific, Jan. 4, 2000 (10-15)

Free Throws:
43, vs. Texas, Jan. 3, 1996 (59 att.)

Fewest Free Throws:
1, vs. Kansas State, Jan. 21, 1989 (6 att.)

Free Throw Attempts:
59, vs. Texas, Jan. 3, 1996 (43 made)

Fewest Free Throws Attempted:
3, vs. Missouri, Jan. 16, 1982 (2 made)
3, vs. Texas A&M, Feb. 10, 2007 (2 made)

Free Throw Percentage:
1.000, vs. Kansas, Feb. 15, 2004 (12-12)

Rebounds:
72, vs. Oklahoma, Jan. 27, 1992

Fewest Rebounds:
14, vs. Missouri, Feb. 26, 1983

Personal Fouls:
34, vs. Kansas, Jan. 8, 1990

Fewest Personal Fouls:
8, vs. Florida A&M, Jan. 5, 2009

Assists:
36, vs. Montana State, Dec. 23, 1977

Turnovers:
30, vs. Texas, Jan. 3, 1996

Fewest Turnovers:
3, vs. Maryland Eastern Shore, Jan. 3, 2009

Blocked Shots:
15, vs. Coppin State, Dec. 6, 1996

Steals:
22, vs. Florida A&M, Dec. 20, 1993

OPPONENT TEAM

Points in a Game:
111, by Missouri, Jan. 13, 1990

Fewest Points in a Game:
26, by Bethune-Cookman, Dec. 20, 2003

Points in a Half:
62, by Missouri, Jan. 13, 1990 (2nd)
by Oklahoma State, Feb. 14, 1990 (2nd)

Fewest Points in a Half:
8, by North Carolina Central, Dec. 22, 2007 (1st)

Margin of Victory:
30, by Kansas, Feb. 1, 2003 (81-51)

Field Goals:
43, by Pittsburgh vs. Eastern Michigan, March 18, 1988 (NCAA, 69 att.)

Field Goal Attempts:
85, by Tennessee Tech, Dec. 14, 1990

Field Goal Percentage:
.771, by Kansas State, Feb. 3, 1982 (27-35)

Lowest Field Goal Percentage:
.196, by North Carolina Central, Dec. 22, 2007

3-Point Field Goals:
15, by Northern Iowa, Dec. 16, 1995

3-Point Field Goals Attempted:
37, by Baylor, Feb. 14, 1998 (9 made)

3-Point Field Goal Percentage:
.750, by Creighton, Nov. 26, 1988 (9-12)

Free Throws:
44, by Oklahoma State, Feb. 14, 1990 (52 att.)

Fewest Free Throws:
0, by Arkansas-Pine Bluff, Nov. 23, 2004 (4 att.)

Free Throw Attempts:
52, by Oklahoma State, Feb. 14, 1990 (44 made)

Fewest Free Throw Attempts:
2, three times, most recently by Kansas vs. Wake Forest, March 18, 1984 (NCAA, 1 made)

Free Throw Percentage:
1.000, by Kansas, Jan. 26, 1977 (11-11)
1.000, by Colorado, Feb. 16, 1980 (14-14)
1.000, by Colorado, Jan. 21, 1981 (12-12)

Rebounds:
54, by Bowling Green vs. Alabama State, Dec. 14, 1990
54, by Florida A&M, Dec. 20, 1994

Fewest Rebounds:
15, by Wisconsin-Stevens Point, Jan. 9, 1985

Personal Fouls:
38, by Texas, Jan. 3, 1996

Fewest Fouls:
7, by Wake Forest vs. Kansas, March 18, 1984 (NCAA)

Disqualifications:
5, by Pepperdine, Dec. 2, 1989

Assists:
29, by Pittsburgh vs. E. Michigan, March 18, 1988 (NCAA)

Turnovers:
35, by Denver, Nov. 26, 1982

Fewest Turnovers:
6, by Vanderbilt vs. Pittsburgh, March 20, 1988 (NCAA);
6, by Colorado, Feb. 22, 2006

Blocked Shots:
13, by Kansas State, Jan. 15, 1997

Steals:
17, by Eastern Washington, Dec. 3, 1979

Devaney Center History

DEVANEY CENTER ATTENDANCE

Year	G	Total		Conference		
		Att.	Avg.	G	Att.	Avg.
1976-77	11	106,868	9,715	7	74,243	10,606
1977-78	17	172,892	10,170	7	90,514	12,931
1978-79	11	131,769	11,979	7	87,502	12,500
1979-80	16	145,626	9,102	7	79,015	11,288
1980-81	15	136,483	9,099	7	82,009	11,716
1981-82	14	143,819	10,273	7	79,329	11,333
1982-83	18	195,333	10,852	7	86,511	12,359
1983-84	17	173,721	10,219	7	82,233	11,746
1984-85	15	176,045	11,736	7	95,221	13,603
1985-86	15	146,117	9,741	7	78,208	11,173
1986-87	17	197,395	11,611	7	81,680	11,669
1987-88	14	159,100	11,364	7	90,875	12,982
1988-89	18	193,545	10,753	7	87,283	12,469
1989-90	15	150,190	10,013	7	81,894	11,699
1990-91	15	199,605	13,307	7	100,740	14,391
1991-92	16	207,950	12,997	7	100,079	14,297
1992-93	16	*213,715	*13,357	7	100,620	14,374
1993-94	16	212,447	13,278	7	*100,973	*14,475
1994-95	17	202,688	11,923	7	95,768	13,681
1995-96	16	168,225	10,514	7	87,065	12,438
1996-97	16	174,119	10,882	8	99,167	12,396
1997-98	15	141,472	9,431	8	87,060	10,883
1998-99	16	146,653	9,166	8	77,477	9,685
1999-2000	16	117,466	7,342	8	70,321	8,790
2000-01	14	122,602	8,757	8	77,057	9,632
2001-02	16	130,053	8,128	8	78,637	9,830
2002-03	15	121,179	8,079	8	70,264	8,783
2003-04	18	144,663	8,037	8	79,274	9,909
2004-05	16	131,763	8,235	8	72,869	9,109
2005-06	19	125,267	6,593	8	72,233	9,029
2006-07	16	134,981	8,436	8	75,009	9,376
2007-08	19	155,258	8,171	8	80,875	10,109
2008-09	18	146,964	8,164	8	81,744	10,218

*Single-season record

LARGEST CROWDS TO SEE NEBRASKA

1. 25,348 Xavier, at Minneapolis, Minn., March 14, 1991 (NCAA)
2. 18,999 Kansas, at Dallas, March 11, 2006 (B12T)
3. 18,892 Oklahoma, at Dallas, March 10, 2006 (B12T)
4. 18,879 Oklahoma State, at Oklahoma City, March 8, 2007 (B12T)
5. 18,268 Missouri, Dallas, Texas, March 10, 2004 (B12T)
6. 17,876 Iowa State, at Kansas City, Mo., March 8, 1996 (B8T)
7. 17,816 Missouri, at Dallas, March 9, 2006 (B12T)
8. 17,496 Missouri, at Kansas City, Mo., March 12, 1994 (B8T)
9. 17,200 Missouri, at Kansas City, Mo., March 5, 1982 (B8T)
10. 17,153 Oklahoma, at Kansas City, Mo., March 8, 1991 (B8T)

MISCELLANEOUS ATTENDANCE

Largest attendance for Nebraska game in the Devaney Center

15,038, vs. Oklahoma State, 1980-81

Largest attendance for Nebraska conference game in the Devaney Center

15,038, vs. Oklahoma State, 1980-81

Smallest attendance for Nebraska game in the Devaney Center

3,571, vs. Montana, Dec. 23, 1980

Smallest attendance for Nebraska conference game in the Devaney Center

6,387, vs. Texas A&M, Jan. 15, 2003

DEVANEY CENTER OVERTIME GAMES

(NU holds an 18-5 record)

- | | |
|----------------|--------------------------------------------|
| Jan. 27, 1979 | Nebraska 66, Kansas 64 |
| Dec. 22, 1979 | Nebraska 92, Alabama-Birmingham 84 (40T) |
| Jan. 23, 1980 | Nebraska 74, Oklahoma State 73 |
| March 8, 1980 | Louisville 71, Kansas State 69 (NCAA) |
| March 8, 1980 | Missouri 87, Notre Dame 84 (NCAA) |
| Nov. 28, 1980 | Wyoming 62, Nebraska 59 |
| Feb. 8, 1984 | Nebraska 54, Oklahoma State 52 |
| Jan. 3, 1987 | Nebraska 70, Creighton 55 |
| Feb. 28, 1987 | Nebraska 83, Kansas 81 |
| Jan. 6, 1988 | Grambling State 71, Nebraska 68 |
| March 20, 1988 | Vanderbilt 80, Pittsburgh 74 (NCAA) |
| Dec. 3, 1988 | North Texas 82, Army 79 (Ameritas Classic) |
| Feb. 19, 1992 | Nebraska 81, Kansas 79 |
| Jan. 30, 1993 | Nebraska 88, Missouri 87 |
| Dec. 10, 1994 | Nebraska 96, Michigan State 91 |
| Feb. 25, 1996 | Oklahoma 80, Nebraska 76 |
| Jan. 15, 1997 | Nebraska 87, Kansas State 77 |
| Feb. 18, 1998 | Nebraska 67, Missouri 66 |
| Nov. 23, 1999 | Nebraska 81, Eastern Illinois 78 (20T) |
| Feb. 7, 2001 | Nebraska 78, Oklahoma State 75 |
| Jan. 26, 2002 | Nebraska 86, Iowa State 84 |
| Jan. 4, 2003 | Nebraska 79, Denver 75 |
| Jan. 18, 2003 | Nebraska 80, Colorado 77 |
| Jan. 8, 2005 | Nebraska 95, Kansas State 85 (20T) |
| Feb. 24, 2007 | Nebraska 82, Missouri 77 |
| Feb. 13, 2008 | Missouri 86, Nebraska 78 |
| Jan. 24, 2009 | Oklahoma State 76, Nebraska 74 |



More than 4 million fans have packed the Devaney Center since it opened in 1976, including nearly 2.5 million during conference action.

Conference Tournament Results

1977 (NU, 0-1)
at Kansas 61, Nebraska 58,
Tournament Champion: Kansas State
Champion: Kansas State
(11-3 Big Eight, 23-8 Overall)

1978 (NU, 1-1)
Nebraska 71, Oklahoma State 63
Missouri 61, Nebraska 58
Tournament Champion: Missouri
Champion: Kansas (13-1, 24-5)

1979 (NU, 0-1)
at Kansas State 61, Nebraska 60 (2OT)
Tournament Champion: Oklahoma
Champion: Oklahoma (10-4, 21-10)

1980 (NU, 1-1)
Nebraska 75, Oklahoma 68
Kansas State 60, Nebraska 59
Jack Moore, All-Tournament
Champion: Missouri (11-3, 25-6)
Tournament Champion: Kansas State

1981 (NU, 0-1)
Colorado 70, Nebraska 66
Tournament Champion: Kansas
Champion: Missouri (10-4, 22-10)

1982 (NU, 1-1)
Nebraska 60, Oklahoma State 49
Missouri 58, Nebraska 53
Tournament Champion: Missouri
Champion: Missouri (12-2, 27-4)

1983 (NU, 1-1)
Nebraska 94, Iowa State 71
Missouri 69, Nebraska 63
Tournament Champion: Oklahoma St.
Champion: Missouri (12-2, 26-8)

1984 (NU, 0-1)
Kansas State 41, Nebraska 39
Tournament Champion: Kansas
Champion: Oklahoma St. (13-1, 29-5)

1985 (NU, 0-1)
at Kansas 74, Nebraska 69
Tournament Champion: Oklahoma
Champion: Oklahoma (13-1, 31-6)

1986 (NU, 1-1)
Nebraska 82, Oklahoma State 75
Iowa State 75, Nebraska 58
Bernard Day, All-Tournament
Tournament Champion: Kansas
Champion: Kansas (13-1, 35-4)

1987 (NU, 0-1)
Kansas State 47, Nebraska 45
Tournament Champion: Missouri
Champion: Missouri (11-3, 24-10)

1988 (NU, 0-1)
Kansas State 75, Nebraska 70
Tournament Champion: Oklahoma
Champion: Oklahoma (12-2, 35-4)

1989 (NU, 0-1)
Missouri 98, Nebraska 70
Tournament Champion: Missouri
Champion: Oklahoma (12-2, 30-6)

1990 (NU, 0-1)
Oklahoma 78, Nebraska 65
Tournament Champion: Oklahoma
Champion: Missouri (12-2, 26-6)

1991 (NU, 2-1)
Nebraska 117, Oklahoma 113 (OT)
Nebraska 87, Kansas 83
Missouri 90, Nebraska 82
Clifford Scales and Tony Farmer,
All-Tournament
Tournament Champion: Missouri
Co-Champions: Oklahoma State
(10-4, 24-8), Kansas (10-4, 27-8)

1992 (NU, 0-1)
Oklahoma 107, Nebraska 85
Tournament Champion: Kansas
Champion: Kansas (11-3, 27-5)

1993 (NU, 0-1)
Kansas State 47, Nebraska 45
Tournament Champion: Missouri
Champion: Kansas (11-3, 29-7)

1994 (NU, 3-0)
Nebraska 105, Oklahoma 88
Nebraska 98, Missouri 91
Nebraska 77, Oklahoma State 66
Tournament Champion: Nebraska
All-Tournament: Eric Piatkowski (MVP),
Bruce Chubick, Jaron Boone,
Champion: Missouri (14-0, 28-4)

1995 (NU, 0-1)
Oklahoma State 68, Nebraska 48
Tournament Champion: Oklahoma St.
Champion: Kansas (11-3, 25-6)

1996 (NU, 0-1)
Iowa State 62, Nebraska 60
Tournament Champion: Iowa State
Champion: Kansas (12-2, 29-5)

1997 (NU, 0-1)
Missouri 78, Nebraska 72
Tournament Champion: Kansas
Champion: Kansas (15-1, 34-2)

1998 (NU, 1-1)
Nebraska 65, Baylor 46
Kansas 91, Nebraska 59
Tournament Champion: Kansas
Champion: Kansas (15-1, 35-4)

1999 (NU, 1-1)
Nebraska 69, Texas Tech 50
Kansas 77, Nebraska 53
Tournament Champion: Kansas
Champion: Texas (13-3, 19-13)

2000 (NU, 0-1)
Baylor 63, Nebraska 55
Tournament Champion: Iowa State
Champion: Iowa State (14-2, 32-5)

2001 (NU, 0-1)
Kansas State 72, Nebraska 68
Tournament Champion: Oklahoma
Champion: Iowa State (13-3, 25-6)

2002 (NU, 0-1)
Colorado 67, Nebraska 60
Tournament Champion: Oklahoma
Champion: Kansas (16-0, 27-2)

2003 (NU, 0-1)
Missouri 70, Nebraska 61
Tournament Champion: Oklahoma
Champion: Kansas (14-2, 30-8)

2004 (NU, 0-1)
Oklahoma 63, Nebraska 59
Tournament Champion: Oklahoma St.
Champion: Oklahoma St. (14-2, 31-4)

2005 (NU, 0-1)
Missouri 70, Nebraska 67
Tournament Champion: Oklahoma St.
Co-Champions: Oklahoma (12-4, 25-8),
Kansas (12-4, 23-7)

2006 (NU, 2-1)
Nebraska 71, Missouri 64
Nebraska 69, Oklahoma 63
Kansas 79, Nebraska 65
Tournament Champion: Kansas
Co-Champions: Texas (13-3, 30-7),
Kansas (13-3, 25-8)

2007 (NU, 0-1)
Oklahoma State 54, Nebraska 39
Tournament Champion: Kansas
Champion: Kansas (14-2, 33-5)

2008 (NU, 1-1)
Nebraska 61, Missouri 56
Kansas 64, Nebraska 54
Tournament Champion: Kansas
Co-Champions: Texas (13-3, 31-7),
Kansas (13-3, 37-3)

2009 (NU, 0-1)
Baylor 65, Nebraska 49
Tournament Champion: Missouri
Champion: Kansas (14-2, 27-8)

TOURNAMENT RECORD VS. OPPONENT

NU Opponent	League Tourney	League In Kemper	Overall In Kemper	Overall In K.C.
Baylor	1-2	1-1	1-1	1-1
Colorado	0-2	0-1	0-3	1-14
Iowa State	1-2	0-2	1-2	5-8
Kansas	1-6	1-2	1-4	4-18
Kansas State	0-7	0-5	0-7	3-17
Missouri	3-8	1-7	2-7	11-13
Oklahoma	4-3	2-2	7-2	15-5
Oklahoma State	4-2	2-1	4-1	12-6
Texas Tech	1-0	1-0	1-0	1-0
Others				4-4

Tournament Titles by School (titles/final game appearances): Kansas (10/15); Missouri (7/10); Oklahoma (6/11); Oklahoma State (4/7); Kansas State (2/6); Iowa State (2/5); Nebraska (1/2); Texas (0/4); Baylor (0/1); Colorado (0/1); Texas Tech (0/1)

NEBRASKA BY ROUND

First*	Championship
Home: 0-0	Home: 0-0
Away: 0-0	Away: 0-0
Kansas City: 2-6	Kansas City: 1-1
Dallas: 1-2	All-Time: 1-1
Oklahoma City: 0-2	
All-Time: 3-10	
Quarterfinals:	Totals
Home: 4-2	Home: 4-2
Away: 0-3	Away: 0-3
Kansas City: 4-10	Kansas City: 9-23
Dallas: 1-0	Dallas: 2-3
All-Time: 9-15	Oklahoma City: 0-2
Semifinals	All-Time: 15-33
Home: 0-0	
Away: 0-0	
Kansas City: 2-6	
Dallas: 0-1	
All-Time: 2-7	

*-First round refers to opening round of Big 12 tourney; quarterfinals are opening round of Big Eight tourney, quarterfinals of Big 12.

Conference Tournament Records

INDIVIDUAL GAME

Points--42; Eric Piatkowski vs. Oklahoma, 1994
 Opponent--34; Jeff Webster, Oklahoma, 1994
Field Goals--14; Eric Piatkowski vs. Oklahoma, 1994 (23 att.)
 Opponent--12; Jeff Webster, Oklahoma, 1994 (21 att.)
Field Goal Attempts--23; Eric Piatkowski vs. Oklahoma, 1994 (14 made); Tyronn Lue vs. Missouri, 1997 (10 made)
 Opponent--21; John Douglas, Kansas, Feb. 26, 1977 (9 made); Jeff Webster, Oklahoma, 1994 (12 made); Larry Reid, Kansas State, March 3, 2001 (10 made)
Field Goals, No Misses--6; Andre Smith vs. Colorado, 1981
 Opponent--8; Ed Nealy, Kansas State, 1980
3-Point Field Goals--6; Cary Cochran vs. Colorado, 2002 (11 att.)
 Opponent--6; Randy Rutherford, Oklahoma State, 1994 (11 att.); Blair Wilson, Colorado, 2002 (11 att.)
3-Point Field Goal Attempts--11; Cary Cochran vs. Colorado, 2002 (6 made)
 Opponent--14; Mark Atkins, Missouri, 1994 (4 made)
3-Point Field Goal Pct.--1.000; Clifford Scales vs. Oklahoma, 1991 (3-3); Marcus Perry, vs. Oklahoma, 2006 (3-3)
 Opponent--.750; Askia Jones, Kansas State, 1993 (3-4)
 .750; Curtis Jerrells, Baylor, 2009 (3-4)
Free Throws--13; Tony Farmer, vs. Kansas, 1991 (16 att.)
 Opponent--12; Doug Smith, Missouri, 1991 (14 att.)
Free Throw Attempts--16; Tony Farmer vs. Kansas, 1991 (13 made)
 Opponent--14; Doug Smith, Missouri, 1991 (12 made)
Free Throws Made, No Misses--*12; Tony Farmer vs. Oklahoma, 1991
 Opponent--11; Mark Tucker, Oklahoma State, 1978
Rebounds--16; Bruce Chubick vs. Oklahoma, 1994
 Opponent--20; Kevin Rogers, Baylor, 2009
Assists--14; Brian Carr at Kansas, 1985
 Opponent--9; Lee Coward, Missouri, 1989
Blocked Shots--5; Derrick Chandler vs. Kansas State, 1993
 Opponent--*8; John Flippen, Baylor, 2000
Steals--*8; Venson Hamilton vs. Texas Tech, 1999
 Opponent--6; Nick Bradford, Kansas, 1998
Minutes--*50; Andre Smith and Brian Banks at Kansas State, 1979
 Opponent--*50; Glenn Marshall, Kansas State, 1979

*Indicates overall tournament record

INDIVIDUAL CAREER

Points--136; Eric Piatkowski, 1991-94 (8 games)
Field Goals--45; Eric Piatkowski, 1991-94 (110 att., 8 games)
Field Goal Attempts--110; Eric Piatkowski, 1991-94 (45 made, 8 games)
Field Goal Percentage--.667; Mike Naderer, 1978-81 (24-36, 6 games)
3-Point Field Goals--13; Eric Piatkowski, 1991-94 (47 att., 8 games); Erick Strickland, 1993-96 (30 att., 6 games)
3-Point Field Goal Attempts--47; Eric Piatkowski, 1991-94 (13 made, 8 games)
3-Point Field Goal Pct.--.556; Eric Johnson, 1988-89 (5-9, 2 games)
Free Throws--33; Eric Piatkowski, 1991-94 (41 att., 8 games)
Free Throw Attempts--41; Eric Piatkowski, 1991-94 (33 made, 8 games)
Free Throw Percentage--.900; Jack Moore, 1980-82 (27-30, 5 games)
Rebounds--54; Aleks Maric, 2005-08 (7 games)
Assists--29; Brian Carr, 1984-87 (5 games)
Blocked Shots--15; Venson Hamilton, 1996-99 (6 games)
Steals--15; Venson Hamilton, 1996-99 (6 games)
Minutes Played--255; Eric Piatkowski, 1991-94 (8 games)
Minutes Per Game--*40.75; Brian Banks, 1977-79 (163 in 4 games)

*Indicates overall tournament record

TEAM GAME

Points--117; vs. Oklahoma, 1991 (OT)
 Opponent--113; Oklahoma, 1991 (OT)
Points in Half--59; vs. Oklahoma, 1991 (2nd)
 Opponent--59; Missouri, 1994 (2nd)
Field Goals--38; vs. Oklahoma, 1991 (84 att.)
 Opponent--39; Missouri, 1989 (68 att.); Oklahoma, 1992 (73 att.)
Field Goal Attempts--84; vs. Oklahoma, 1991 (38 made)
 Opponent--82; Missouri, 1994 (32 made)
Field Goal Percentage--.646; vs. Oklahoma State, 1986 (31-48)
 Opponent--.610; Missouri, 1983 (25-41)
3-Point Field Goals--10; vs. Missouri, 1994 (24 att.); vs. Missouri, 2003 (33 att.)
 Opponent--12; Baylor, 2000 (27 att.)
3-Point Field Goals Attempted--*33; vs. Missouri, 2003 (10 made)
 Opponent--28; Missouri, 1994 (7 made)
3-Point Field Goal Pct.--.571; vs. Kansas, 1991 (4-7)
 Opponent--.692; Oklahoma, 1992 (9-13)
Free Throws--34; vs. Iowa State, 1983 (42 att.); Oklahoma, 1991 (41 att.)
 Opponent--37; Oklahoma, 1991 (51 att.)
Free Throw Attempts--42; vs. Iowa State, 1983 (34 made)
 Opponent--*51; Oklahoma, 1991 (37 made)
Free Throw Percentage--1.000; vs. Baylor, 2009 (10-10)
 Opponent--.923; Missouri, 1991 (12-13)
Rebounds--55; vs. Oklahoma, 1991
 Opponent--53; Kansas, 1998
Assists--22; vs. Oklahoma State, 1986
 Opponent--26; Kansas, 1998
Blocked Shots--10; vs. Iowa State, 1996
 Opponent--9; Baylor, 2000; Colorado, 2002
Steals--*23; vs. Texas Tech, 1999
 Opponent--15; Kansas, 1999

*Indicates overall tournament record



Venson Hamilton scored more than 1,400 career points and was the first player in Nebraska history to record more than 1,000 career rebounds.

Postseason Results

Year	Tournament/Round	Opponent	Result	Site	NU High Scorer	NU High Rebounds	NU High Assists
1948-49	*NCAA Playoff	Oklahoma State	L, 35-52	Kansas City, Mo.	N/A	N/A	N/A
1966-67	NIT/First	Bye					
	Quarterfinals	Marshall	L, 88-119	New York City	Tom Baack, 33	Tom Baack, 10	Tom Baack, 5 1977-78
NIT/First	Utah State	W, 67-66	Lincoln, Neb.	Andre Smith, 18	Carl McPipe, 7	Novak, Banks, 6	
	Quarterfinals	Texas	L, 48-67	Austin, Texas	Carl McPipe, 16	Carl McPipe, 7	Terry Novak, 3
1979-80	NIT/First	Michigan	L, 69-76	Ann Arbor, Mich.	Andre Smith, 30	Andre Smith, 12	Jack Moore, 2
1982-83	NIT/First	Tulane	W, 72-65	Lincoln, Neb.	Stan Cloudy, 20	Stan Cloudy, 14	Stan Cloudy, 7
	Second	Iona	W, 85-73	Lincoln, Neb.	Stan Cloudy, 24	Stan Cloudy, 8	Cloudy, Williams, 5
	Quarterfinals	TCU	W, 67-57	Lincoln, Neb.	Stan Cloudy, 18	Stan Cloudy, 9	Ponce, Downing, 7
	Semifinals	DePaul	L, 58-68	New York City	Dave Hoppen, 15	Dave Hoppen, 9	Greg Downing, 5
1983-84	NIT/First	Creighton	W, 56-54	Omaha, Neb.	Dave Hoppen, 25	Dave Hoppen, 10	Carr, Ponce, 5
	Second	Xavier	L, 57-58	Cincinnati, Ohio	Dave Hoppen, 22	Dave Hoppen, 7	Eric Williams, 5
1984-85	NIT/First	Canisius	W, 79-66	Lincoln, Neb.	Dave Hoppen, 21	Bill Jackman, 10	Harvey Marshall, 5
	Second	UCLA	L, 63-82	Los Angeles, Calif.	Dave Hoppen, 23	Dave Hoppen, 9	Brian Carr, 6
1985-86	NCAA/First	Western Kentucky	L, 59-67	Charlotte, N.C.	Bernard Day, 18	Chris Logan, 12	Brian Carr, 5
1986-87	NIT/First	Marquette	W, 78-76	Lincoln, Neb.	Bernard Day, 18	Vick, Day, 6	Bernard Day, 5
	Second	Arkansas	W, 78-71	Lincoln, Neb.	Anthony Bailous, 20	Bill Jackman, 9	Henry T. Buchanan, 6
	Quarterfinals	Washington	W, 81-76	Lincoln, Neb.	Carr, Vick, 17	Derrick Vick, 8	Three with 3
	Semifinals	Southern Mississippi	L, 75-82	New York City	Derrick Vick, 19	Bill Jackman, 9	Brian Carr, 7
	Third Place	Arkansas-Little Rock	W, 76-67 (OT)	New York City	Brian Carr, 18	Derrick Vick, 12	Brian Carr, 9
1988-89	NIT/First	Arkansas State	W, 81-79	Lincoln, Neb.	Eric Johnson, 18	Pete Manning, 5	Clifford Scales, 10
	Second	Ohio State	L, 74-85	Columbus, Ohio	Eric Johnson, 23	Reid, Owens, 7	Reid, Johnson, 5
1990-91	NCAA/First	Xavier	L, 84-89	Minneapolis, Minn.	Rich King, 25	Rich King, 12	Rich King, 4
1991-92	NCAA/First	Connecticut	L, 65-86	Cincinnati, Ohio	Derrick Chandler, 17	Derrick Chandler, 11	Eric Piatkowski, 5
1992-93	NCAA/First	New Mexico State	L, 79-93	Syracuse, N.Y.	Eric Piatkowski, 29	Derrick Chandler, 10	Three with 3
1993-94	NCAA/First	Pennsylvania	L, 80-90	Uniondale, N.Y.	Eric Piatkowski, 23	Piatkowski, Chubbick, 8	Jamar Johnson, 5
1994-95	NIT/First	Georgia	W, 69-61	Lincoln, Neb.	Erick Strickland, 21	Erick Strickland, 10	Jaron Boone, 6
	Second	Penn State	L, 59-65	Lincoln, Neb.	Mikki Moore, 15	Erick Strickland, 7	Erick Strickland, 8
1995-96	NIT/First	Colorado State	W, 91-83	Fort Collins, Colo.	Erick Strickland, 19	Mikki Moore, 10	Tyronn Lue, 5
	Second	Washington State	W, 82-73	Lincoln, Neb.	Erick Strickland, 18	Venson Hamilton, 12	Boone, Strickland, 4
	Third	Fresno State	W, 83-71	Fresno, Calif.	Erick Strickland, 17	Moore, Garner, 10	Erick Strickland, 5
	Semifinals	Tulane	W, 90-78	New York City	Garner, Strickland, 20	Venson Hamilton, 9	Jaron Boone, 6
	Championship	St. Joseph's	W, 60-56	New York City	Erick Strickland, 13	Mikki Moore, 13	Lue, Boone, 4
1996-97	NIT/First	Washington	W, 67-63	Lincoln, Neb.	Tyronn Lue, 14	Venson Hamilton, 10	Moore, Lue, 4
	Second	Nevada	W, 78-68	Reno, Nev.	Mikki Moore, 21	Mikki Moore, 15	Tyronn Lue, 4
	Third	Connecticut	L, 67-76	Storrs, Conn.	Mikki Moore, 24	Venson Hamilton, 6	Belcher, Markowski 2
1997-98	NCAA/First	Arkansas	L, 65-74	Boise, Idaho	Tyronn Lue, 18	Venson Hamilton, 10	Tyronn Lue, 6
1998-99	NIT/First	UNLV	W, 68-55	Lincoln, Neb.	Cookie Belcher, 17	Andy Markowski, 11	Cookie Belcher, 5
	Second	TCU	L, 89-101	Fort Worth, Texas	Cary Cochran, 23	Venson Hamilton, 10	Three with 4
2003-04	NIT/Opening	Creighton	W, 71-70	Omaha, Neb.	Andrew Drevo, 20	Andrew Drevo, 9	Marcus Neal, 4
	First	Niagara	W, 78-70	Lincoln, Neb.	Turek, Johnson, 17	John Turek, 8	Brian Conklin, 4
	Second	Hawaii	L, 83-84	Honolulu, Hawaii	Nate Johnson, 26	Brian Conklin, 6	Marcus Neal, 3
2005-06	NIT/First	Hofstra	L, 62-73	Hempstead, N.Y.	Jason Dourisseau, 15	Aleks Maric, 12	Jamel White, 6
2007-08	NIT/First	Charlotte	W, 67-48	Lincoln, Neb.	Ade Dagunduro, 15	Aleks Maric, 10	Aleks Maric, 5
	NIT/Second	Mississippi	L, 75-87 (ot)	Oxford, Miss.	Aleks Maric, 18	Aleks Maric, 10	Sek Henry, 5
2008-09	NIT/First	New Mexico	L, 71-83	Albuquerque, N.M.	Sek Henry, 13	Ade Dagunduro, 5	Cookie Miller, 4

NEBRASKA IN THE POSTSEASON

All-Time Postseason Appearances*: 22 (6 NCAA, 16 NIT)

All-Time Postseason Record: 23-21

In the NCAA Tournament: 0-6 (1986, 1991, 1992, 1993, 1994, 1998)

In the NIT: 23-15 (1967, 1978, 1980, 1983, 1984, 1985, 1987, 1989, 1995, 1996, 1997, 1999, 2004, 2006, 2008, 2009)

In the NCAA Playoffs: 0-1* (1949)

*Playoff game between Big Seven and Missouri Valley Conference champions for berth in eight-team NCAA Tournament field. Not considered to be "official" participation in the NCAA Tournament.



Postseason Records

INDIVIDUAL GAME

Points--33, Tom Baack vs. Marshall, March 13, 1967
 Opponent--46, George Stone, Marshall, March 13, 1967
Field Goals--13, Tom Baack vs. Marshall, March 13, 1967 (24 att.)
 Opponent--20, George Stone, Marshall, March 13, 1967 (38 att.)
Field Goal Attempts--24, Tom Baack vs. Marshall, March 13, 1967 (13 made)
 Opponent--38, George Stone, Marshall, March 13, 1967 (20 made)
Field Goal Percentage (min. 5 att.)--1.000, Mikki Moore at Nevada, March 18, 1997 (9-9)
 Opponent--1.000, Adrian Uter, Hofstra, March 16, 2006 (6-6)
3-Point Field Goals--7, Cary Cochran at TCU, March 15, 1999 (7-9)
 Opponent--6, Jason Carter, Hawaii, March 22, 2004 (7 att.)
3-Point Field Goal Attempts--12, Brian Conklin vs. Hawaii, March 22, 2004 (6 made)
 Opponent--17, Dominick Young, Fresno State, March 22, 1996 (5 made)
3-Point Field Goal Pct.--.778, Cary Cochran at TCU, March 15, 1999 (7-9)
 Opponent--.857, Jason Carter, Hawaii, March 22, 2004 (6-7)
Free Throws--13, Dave Hoppen vs. Canisius, March 13, 1985 (16 att.)
 Opponent--9, Reggie Miller, UCLA, March 19, 1985 (9 att.)
Free Throw Attempts--16, Dave Hoppen vs. Canisius, March 13, 1985 (13 made)
 Opponent--11, Kevin Freeman, Connecticut, March 21, 1997 (7 made)
Free Throws, No Misses--7, Sek Henry at New Mexico, March 17, 2009
 Opponent--9, Reggie Miller, UCLA, March 19, 1985
Rebounds--15, Mikki Moore at Nevada, March 18, 1997
 Opponent--16, Bob Allen, Marshall, March 13, 1967;
 16, Tyrone Corbin, DePaul, March 28, 1983
Assists--10, Clifford Scales vs. Arkansas State, March 16, 1989
 Opponent--16, Sam Crawford, New Mexico State, March 19, 1993
Blocked Shots--5, Aleks Maric at Hofstra, March 16, 2006
 Opponent--8, Walter Downing, DePaul, March 28, 1983
Steals--6, Brian Carr vs. Arkansas-Little Rock, March 26, 1987; Cookie
 Belcher vs. Washington, March 12, 1997; Cookie Belcher vs. Arkansas,
 March 12, 1998; Cookie Belcher vs. UNLV, March 10, 1999;
 Opponent--8, Dominick Young, Fresno State, March 22, 1996

TEAM GAME

Points--91, vs. Colorado State, March 14, 1996
 Opponent--119, by Marshall, March 13, 1967
Points in a Half--52, vs. Colorado State, March 14, 1996 (2nd)
 Opponent--61, by Marshall, March 13, 1967 (2nd)
Field Goals--37, vs. Marshall, March 13, 1967 (90 att.)
 Opponent--46, by Marshall, March 13, 1967 (90 att.)
Field Goal Attempts--90, vs. Marshall, March 13, 1967 (37 made)
 Opponent--90, by Marshall, March 13, 1967 (46 made)
Field Goal Percentage--.588, vs. Washington State, March 19, 1996 (30-51)
 Opponent--.621, by TCU, March 15, 1999 (36-58)
3-Point Field Goals--10, vs. Colorado State, March 14, 1996 (17 att.);
 10, at TCU, March 15, 1999 (19 att.)
 Opponent--12, by Penn State, March 21, 1995 (28 att.)
3-Point Field Goal Attempts--27, at Hofstra, March 16, 2006 (9 made)
 Opponent--28, by Penn State, March 21, 1995 (12 made)
3-Point Field Goal Pct.--.588, vs. Colorado State, March 14, 1996 (10-17)
 Opponent--.571, by Arkansas State, March 16, 1989 (8-14)
Free Throws--33, vs. Canisius, March 13, 1985 (41 att.); vs. Tulane, March 26, 1996 (45 att.)
 Opponent--29, by Xavier, March 14, 1991 (40 att.)
Free Throw Attempts--45, vs. Tulane, March 26, 1996 (33 made)
 Opponent--40, by Xavier, March 14, 1991 (28 made)
Free Throw Percentage--.900, at Ohio State, March 20, 1989 (9-10)
 Opponent--.905, Arkansas, March 12, 1998 (19-21)
Rebounds--49, vs. Connecticut, March 19, 1992
 Opponent--63, by Marshall, March 13, 1967
Assists--24, three times, most recently vs. Arkansas State, March 16, 1989
 Opponent--26, by TCU, March 15, 1999
Blocked Shots--7, at Hofstra, March 16, 2006
 Opponent--10, by DePaul, March 28, 1983; by Connecticut, March 21,
 1997; by TCU, March 15, 1999;
Steals--15, vs. Washington, March 12, 1997
 Opponent--16, by Tulane, March 26, 1996



Mikki Moore led Nebraska to the 1996 NIT championship game, where the Huskers defeated St. Joseph's, 60-56, to earn their first-ever basketball title on the national level.

NEBRASKA

1

The History of Nebraska Basketball

By Mike Babcock

As near as anyone can determine, the University of Nebraska was first represented by a men's basketball team on Feb. 2, 1897, just six years after Dr. James A. Naismith set down the rules of the game at the International YMCA Training School in Springfield, Mass.

A team from the Lincoln YMCA was the opponent, and Nebraska posted an 11-8 victory at Grant Memorial Hall, the home of the Huskers for all but two seasons until the Coliseum opened in 1926. The same teams played in Grant Hall three weeks later with a similar result, as NU won 23-14. Nebraska had to rally in the second game. The *Hesperian*, a student newspaper, reported: "At the end of the first half the score stood 9 to 6 in favor of the visitors but during the second half our boys took a brace and some excellent work was done."

Such was the modest beginning of a program that has enjoyed its greatest success since 1980. In that span, NU has earned a 504-379 record and 18 postseason appearances, including six NCAA Tournaments, while adding a Phillips 66 Big Eight Tournament title in 1994 and the 1996 National Invitation Tournament championship.

Nebraska doubled its schedule in 1898, losing twice to the Lincoln YMCA and splitting two games with the Omaha YMCA. A 16-12 loss against the Omaha YMCA provided evidence as to why Nebraska finished 1-3 that season. According to *The Hesperian* account: "The great difficulty of the University team was mere recklessness. Our boys have been playing with a loose interpretation of the rules. The officials were strict and of course the resulting advantage was in favor of Omaha." Then as now, overly aggressive play had its drawbacks.

Nebraska played teams from other universities for the first time in 1899, winning two games against Nebraska Wesleyan and one against Doane en route to the unofficial state championship. The next season, Nebraska played an out-of-state opponent for the first time, defeating the University of Kansas, 48-8, at Lincoln. That game still ranks as the worst loss for a Jayhawk team and was the first for either school against a present-day NCAA Division I school and the first matching present-day Big 12 Conference institutions.

The Kansas team was coached by Dr. Naismith. The Nebraska student yearbook, *Sombrero*, wrote: "A closely contested game was looked for. The Jayhawkers were, however, completely outclassed, the score being 48-8." Based on the victory against Kansas and four other similarly decisive victories, "the basketball team for this year was undoubtedly superior to any in the west," the *Sombrero* concluded. It would be several years before such a claim could be made again.

Nebraska hired its first full-time coach in 1911, E.O. "Jumbo" Stiehm, who scored 24 points against Nebraska as a Wisconsin basketball player in 1908, coached both football and basketball. His first Husker basketball team won 14 of 15 games, its only loss coming at Minnesota, 40-15. The student newspaper, *The Daily Nebraskan*, blamed the loss on Nebraska's inability to adjust to the Gophers' "100-foot floor."

A *Daily Nebraskan* account of Nebraska's 29-28 season-ending victory against Kansas at Lincoln in 1912 provides evidence that some fans' behavior hasn't changed much over the years.

"The game as a whole was entirely unsatisfactory, being marred by rough tactics of the visitors, incompetent work on the part of the referee and interruptions by the audience, which were in part justifiable."

Nebraska shared the Missouri Valley Conference championship with Kansas in



Bus Whitehead was a two-time All-Big Seven selection in 1949 and 1950.

1912 and 1914 and won the title outright in 1913 under Stiehm's leadership. The 1913-14 team was "so fast it took a movie camera to catch 'em," according to the *Cornhusker* student yearbook. It was described as a "point-a-minute" team, which wasn't quite accurate. Typically, games lasted 40 minutes (though that wasn't always the case), and Nebraska averaged 30 points per game. Guard Sam Carrier became Nebraska's first All-America basketball player in 1913. He and Carl Underwood led the Huskers to 17 victories in 19 games. Underwood was the Missouri Valley Conference scoring leader with 66 points in 10 conference games.

Nebraska won another conference title outright in 1916, after Sam Waugh replaced Stiehm as the Cornhuskers' coach for one season. Stiehm, who coached the first game of the season before giving way to Waugh, had planned to remain at Nebraska through the basketball season before leaving to become coach and athletic director at Wisconsin. But the Nebraska Athletic Board decided to replace him.

Waugh was succeeded by E.J. "Doc" Stewart, whose three Cornhusker teams had a combined record of 29-23. Nebraska was 22-2 in 1919-20 and 11-3 in 1920-21 under Coach P.J. Schissler. After the 1919-20 season, Schissler challenged the University of Chicago to a game, but to no avail. The Cornhuskers also were invited to a postseason AAU tournament in Atlanta but didn't go.

Schissler's teams played as independents. Nebraska lost its affiliation with the Missouri Valley Conference because of a decision to play a football game against Oklahoma in Omaha in 1919. Conference rules prohibited such games (Oklahoma had not yet joined the Missouri Valley Conference). Nebraska returned to the Missouri Valley Conference in 1921, and Owen Frank replaced Schissler as basketball coach. The remainder of the Roaring 1920s was, for the most part, undistinguished.

Basketball was rough and tumble. There was a center jump after every basket and no requirement to cross mid-court in 10 seconds or less. The ball was a lot different, too, more like a medicine ball, which contributed to some dull games.

The most significant event during the 1920s was the building of the Coliseum, which was dedicated on Feb. 6, 1926. The Cornhuskers dropped a 25-14 decision to Kansas in the first game at their new home, which was built at a cost of \$445,000 and seated 8,000 for basketball. Prior to that, Nebraska played most of its home games in Grant Hall, which seated about a fourth as many fans as the Coliseum and was located just to the north of where the Sheldon Art Gallery now stands.

Athletic Director Fred Leuhring arranged for Nebraska to play its home basketball games at the State Fairgrounds Coliseum in 1921, in order to accommodate more spectators. The Cornhuskers played two seasons at the Fairgrounds Coliseum, which had a wider court than Grant Hall.

The first game there was played on Jan. 14, 1921. Nebraska defeated conference opponent Grinnell 31-10 before an audience of 1,500, according to newspaper estimates. After two seasons, the Cornhuskers returned to Grant Hall, which had been remodeled, and continued to play home games there until the NU Coliseum opened.

Nebraska ended the decade with an 11-5 season under Charles T. Black, a former Kansas All-American in 1928-29. In the next 19 seasons, the Huskers had just two winning records, back-to-back campaigns under Coach W.H. Browne in 1935-36 and 1936-37. The 1937 team tied Kansas for the Big Six championship, after finishing second to the Jayhawks in 1936.



Chuck Jura earned All-Big Eight honors in 1972 for Head Coach Joe Cipriano.



Claude Retherford was the leading scorer on NU's 1949 Big Seven Championship team.

The 1930s produced four more Cornhusker All-Americans: center Don Maclay in 1931, guard Steve Hokuf in 1933, guard George Wahlquist in 1936 and guard Robert Parsons in 1937. Maclay was the Big Six scoring leader in 1930, scoring 112 points in 10 league games.

Harry Good was hired as head coach in 1946 and after two losing seasons, turned Nebraska's fortunes around. In 1948-49, Good's Huskers went 16-10, tied Oklahoma for the Big Seven regular-season championship and defeated the Sooners, 57-56, in a conference playoff to qualify for an NCAA playoff game. The NCAA Tournament

was structured differently then, and the Cornhuskers needed to win that playoff to advance into the NCAA field. They lost to Oklahoma A&M, the Missouri Valley Conference champion, 52-35, at Kansas City, Mo. Coach Henry P. Iba's Aggies went on to finish second to Kentucky, coached by Adolph Rupp, in the NCAA Tournament.

In 1949-50, Nebraska again won 16 games and shared the Big Seven crown with Kansas and Kansas State. That marks the last time the conference had a three-way tie at the top. "We were King in our day," Claude Retherford once told a newspaper reporter. "They were firing football coaches left and right, but we packed 'em in. Oh, people were interested in football, but basketball was THE game on the Nebraska campus when we played." Retherford earned All-Big Seven recognition in 1949 after leading the conference in scoring with a 12.4 points-per-game average.

The Cornhuskers had another first-team All-Big Seven performer in 1949, Milton "Bus" Whitehead. The 6-10 center from Scottsbluff, Neb., also earned all-conference honors in 1950, when he averaged a then-school-record 15.7 points per game. Whitehead was named to the District V All-America team by Collier's Magazine. Whitehead also was the first Cornhusker selected to play in the East-West All-Star Game in New York City's Madison Square Garden. When he graduated, Whitehead held nine school scoring records.

Nebraska basketball experienced another drought beginning in 1950-51, with 15 consecutive losing seasons. Despite playing for a team that finished last in the Big Seven in 1952, Husker guard Jim Buchanan earned All-America and all-conference honors. And even though the late Jerry Bush, dubbed the "Big Bear of the Coliseum," never produced a winning team in his nine seasons as head coach at Nebraska, his colorful personality and uncanny ability to fashion upsets kept Cornhusker fans entertained.

The most dramatic upset during Bush's tenure as coach came on Feb. 22, 1958, against Kansas. The Jayhawks featured 7-foot center Wilt Chamberlain and were ranked fourth in the nation when they came to Lincoln. Earlier in the season, the Jayhawks had defeated the Huskers, 102-46, at Lawrence, Kan., with Chamberlain matching Nebraska by scoring 46 points. Nebraska scored a 43-41 victory in the rematch, when 5-9 guard Jim Kubacki hit a 15-foot jump shot with two seconds remaining.

But that's only part of the drama. Kubacki, a senior from Toledo, Ohio, spent all but the final 6:53 of the game sitting on the bench in street clothes, forced there by a knee injury and the kind of fate from which legends are built. When the Cornhuskers' captain, Gary Reimers, left the game with leg cramps, Kubacki convinced Bush to let him suit up. Four minutes and seven seconds later, Kubacki went into the game. Two minutes and 44 seconds after that, he hit the winning shot.

Bush also had the distinction of coaching the school's first 1,000-point scorer, guard Herschell Turner, who came from Indianapolis, Ind., where he was rated the second-best high school player in the state as a senior, behind only crosstown-rival Oscar Robertson.

Turner earned All-America honors in 1959 and followed with All-Big Eight honors in 1960 and ended his Cornhusker career with 1,056 points.

Following the 1962-63 season, Bush was replaced as head coach by Joe Cipriano, who brought the nickname "Slippery Joe" and up-tempo basketball to the Coliseum. His teams pressed full-court and ran a fast-break offense, which led the Big Eight in scoring average in 1966, 1967 and 1968.

Cipriano's first two teams had a combined record of 17-33. But his third team, in 1965-66, was one of the most successful in school history, finishing 20-5 and second to Kansas in the Big Eight. All-Big Eight guard Grant Simmons, the first Cornhusker to earn academic All-Big Eight honors, was the team's leader.

The 1966-67 team finished 16-9 and made the school's first appearance in the 16-team National Invitation Tournament, played at New York City's Madison Square Garden. Guard Stu Lantz was a two-time All-Big Eight pick and led the Cornhuskers in scoring and rebounding in both 1966-67 and 1967-68.

Guard Marvin Stewart and center Chuck Jura earned All-Big Eight honors for Cipriano in 1971 and 1972, respectively. Guard Jerry Fort, who finished his career with a then-school-record 1,882 points, was the first Nebraska player chosen first-team all-conference three times, from 1974 through 1976. With Fort's leadership, Nebraska began a string of 14 winning seasons.

In the fall of 1976, Cornhusker basketball moved out of the Coliseum and into the state-of-the-art Bob Devaney Sports Center. Located on the State Fairgrounds, the \$13 million athletic complex was financed by a special cigarette tax.

Cipriano coached Nebraska to another 20-victory season in 1977-78. The Cornhuskers, led by All-Big Eight guard Brian Banks, finished with a 22-8 record and advanced to the second round of the NIT. Despite failing health - a battle against cancer that he finally lost - Cipriano shared coaching duties with his assistant, Moe Iba, in 1979-80, and took Nebraska to the NIT again. For their efforts, the duo shared United



Andre Smith was the Big Eight Player of the Year for Nebraska in 1981.



Press International Big Eight Coach-of-the-Year honors.

Cipriano brought Nebraska into the modern era, coaching 17 seasons and 450 games. His record was 253-197, and those 253 victories represent nearly one-fifth of Nebraska's all-time total. Following Cipriano's death, Iba was named head coach, and he continued Cipriano's winning ways. In Iba's six seasons on the bench, Nebraska was 106-71 and advanced to postseason play four times.

Center Andre Smith was the 1981 Big Eight MVP and twice earned All-Big Eight honors. However, it was the late Jack Moore, a 5-10 playmaker from Muncie, Ind., who captured the hearts of Nebraska fans from 1980 through 1982. Moore earned All-Big Eight honors in 1982, when he won the Naismith Award, given annually to the nation's top player under 6-feet tall. The first three-time academic All-Big Eight pick in Nebraska history, Moore scored 1,204 points and hit .901 from the free throw line during his career.

The cornerstone of Iba's teams from 1983 through 1986 was Omaha, Neb., native Dave Hoppen, a three-time All-Big Eight center and the first Nebraska basketball player to have his jersey number (42) retired by the school. In 1982-83, Hoppen's freshman season, the Cornhuskers were 22-10 and won three games in the NIT before losing to DePaul in the semifinals at Madison Square Garden. The Cornhuskers returned to the NIT each of the next two seasons, advancing to the second round both times.

Hoppen's college career, though, was ended by a knee injury he sustained in a game at Colorado on Feb. 1, 1986. He finished as the school's all-time scoring leader with 2,167 points and broke or tied 19 school records during his four-year stay. After Hoppen's injury, Iba's team regrouped and went on to earn the school's first-ever "official" NCAA Tournament berth. Nebraska lost to Western Kentucky in the first round of the Southeast Regional, 67-59. Following the game, Iba announced his resignation.

On March 27, 1986, Danny Nee was officially introduced as Nebraska's 24th basketball coach. During a news conference to announce his hiring, Nee said a "new era" in Cornhusker basketball was beginning.

Nee's 14 teams appeared in postseason play 11 times and topped the 20-victory mark in seven seasons. In his first season, Nebraska was 21-12 and finished third in the NIT.

After a 13-18 record in his second season, the Cornhuskers got back over the .500 mark with a 17-16 record in 1988-89 and advanced to the second round of the NIT.

Nebraska missed the school single-season record for losses by one in 1989-90 (10-18), then won a school-record 26 games, with only eight losses, in 1990-91. The Cornhuskers reached the Big Eight Tournament championship game for the first time and advanced to the NCAA Tournament, losing to Xavier 89-84 in the first round of the regionals at Minneapolis, Minn.

The 1990-91 team included two first-round NBA draft picks, senior Rich King and redshirt freshman Eric Piatkowski. The 7-2 King was the tallest player in Cornhusker history.

Piatkowski, Nebraska's sixth-man in 1990-91, went on to win first-team all-conference honors twice. He ranks second on the Cornhuskers' career-scoring list with 1,934 points, and he is the only Nebraska player to finish with at least 1,900 points, 600



Nebraska won its only Big Eight Tournament title during the 1994 season as the Huskers won three straight over Oklahoma, No. 3 Missouri and No. 23 Oklahoma State.

rebounds (669) and 300 assists (322). In 2006, Piatkowski became the third Husker, joining Hoppen and Stu Lantz (No. 22), to have his jersey number (52) retired.

Three more NCAA Tournament appearances followed the record-shattering 1991 season. In 1992-93, the Huskers registered their highest league finish under Nee by tying for second in the Big Eight.

In addition to reaching the NCAA Tournament for a fourth consecutive season and recording back-to-back 20-victory seasons for the first time in school history, Nee's 1993-94 team made history by winning the school's first Phillips 66 Big Eight Tournament title. The Cornhuskers defeated Oklahoma, Missouri and Oklahoma State, in that order, to earn the tournament championship.

Nebraska's NCAA Tournament run ended at four in 1994-95, but the Huskers kept their postseason streak alive with an NIT berth, advancing to the second round. The 1995-96 team struggled down the stretch but was back in the NIT and capped its season with a run to the tournament title.

The Huskers won two games on the road and scored more than 80 points in four of their five postseason games. They finished with a 60-56 victory against St. Joseph's at Madison Square Garden.

"The NIT run was incredible when you look at the teams we beat and how we beat them," Nee said after the remarkable run. "I don't care what anybody says, it was domination."

The 1996 NIT championship team was one of the most talented in school history. Two future NBA players, Erick Strickland and 1998 first-round draft pick Tyrone Lue, were in the backcourt. And two other players on the team scored 1,000 career points, Jaron Boone and



Nebraska won the 1996 NIT title at Madison Square Garden. It was the third time since 1980 that the Huskers reached at least the NIT semifinals.



Venson Hamilton was the second Husker to be named conference player of the year when he earned the award in 1999.

freshman Venson Hamilton, who would finish his career in 1999 as the school's all-time leading rebounder and shot-blocker.

Lue's contributions as a freshman to the NIT championship team were only a preview of what was to come. The lightning-quick, 6-0 point guard finished his career as the seventh-leading scorer in school history, and he ranked in the top 10 in 12 other career categories. His leadership carried the 1996-97 Cornhusker team, the first to play in the Big 12, to another NIT appearance.

Behind a late-season run, which included Nebraska's longest conference winning streak in 20 years, Nee's 12th team finished fourth in the Big 12 and returned to the NCAA Tournament. The bid was the Cornhuskers' fifth during the 1990s and extended the school-record postseason run to eight.

The streak reached nine in 1999, as the Cornhuskers just missed an NCAA Tournament bid and advanced to the second round of the NIT. In the process, NU reached the 20-victory mark for a second consecutive season, and Hamilton was named Big 12 Player of the Year.

The optimism that preceded the 1999-2000 season, Nee's last, quickly faded with the loss of guard Cookie Belcher, who was sidelined by a wrist injury and forced to take a medical redshirt. The Cornhuskers were off-balance almost from the beginning of the season and fell far short of expectations.

Even though Nee became the winningest coach in school history in 1999-2000, getting victory No. 254 to pass Joe Cipriano in the Cornhuskers' final home game against Colorado, his final team finished with an 11-19 record. The 19 losses tied for the most in school history.

With then-Director of Athletics Bill Byrne setting his sites on bringing NU basketball back to national prominence, he hired Barry Collier as the Cornhuskers' new coach on April 5, 2000. In Collier's first season with the Huskers, Nebraska finished with a 14-16 mark as Belcher returned to the lineup and earned second-team All-Big 12 Conference honors while finishing third in NCAA history for career steals with 353.

In Collier's fourth season, Nebraska ran to an 18-13 record and its first postseason bid in five years. Nebraska won its first two games in the 2004 NIT, including an exhilarating 71-70 road victory over in-state foe Creighton in the opening round. After a home-court victory over Niagara, the Huskers' season came to an end three days later in a valiant effort at Hawaii when NU came back from 17 points down at halftime to tie the game at the first media timeout of the second period before eventually falling by a point.

Nebraska struggled the following season but an influx of young talent helped the Huskers move forward. Freshman 6-11 center Aleks Maric made an immediate impact as he broke the NU freshman rebounds record and ranked in the rookie top 10 for blocked shots. Maric - the first Australian to ever play basketball for the Huskers - was a force in the paint as he tied the school freshman record for double-doubles. It was a sign of good

things to come as he finished his four-year career ranked fifth all-time in scoring and was only the second Husker ever to record at least 1,000 career rebounds.

NU made its second postseason appearance in three years in 2006 before finishing with a 19-14 record. It was the most wins under Collier and the first time his Huskers won a game at the Big 12 Championship as NU reached the semifinals of the conference tourney for the first time since winning the Big Eight Tournament title in 1994.

Collier looked to have a solid base in place for 2006-07 before abruptly resigning in early August to take the position of athletic director at his alma mater, Butler University, ending his career at Nebraska with an 89-91 overall record.

The late opening posed little challenge for Nebraska as one week later, on Aug. 8, 2006, Kenneth 'Doc' Sadler was introduced as the 26th head coach in program history.

Sadler's selection as the leader of the men's basketball program has proven to be a successful venture through his first three seasons in Lincoln. During that time, he has embraced the Husker faithful and provided a breath of excitement across the state. The surge of goodwill was evidenced by fans coming out in droves over the past two seasons as NU has averaged more than 10,000 per game at the Devaney Center in league play each of those years for the first time since 1997-98.

The success on the court played the biggest part in the ground swell of fan support. Nebraska finished first in the Big 12 and 18th nationally in scoring defense in 2007-08, allowing just 60.7 points per game. Sadler's specialty was highlighted again in 2008-09 as the Huskers proved it was no fluke, claiming another first-place defense in the league while ranking 22nd nationally by giving up just 60.4 points per contest. It was the second-lowest total in the Husker record book since 1951, giving Sadler's last two squads two of the top three Husker scoring defenses in the past half century.

The defensive strategy Sadler employs has paid dividends as Nebraska has earned 55 victories through three seasons. The total is the most ever by a Husker mentor in his first three years in Lincoln. Adding to Sadler's growing list of accomplishments is the fact that he is just the second NU coach ever to reach the postseason twice in his first three seasons.

Among the 55 victories are five against ranked teams, including back-to-back wins over ranked opponents in 2008. It was the first time since 1999 that NU won consecutive games against ranked teams, and the first time in nine years since winning a road game over a ranked squad.

With the wins mounting, Sadler coaxed the Huskers back to the postseason for the second straight year in 2009, earning the program's 16th bid to the National Invitation Tournament. A year earlier, Nebraska went 1-1 in the NIT while securing just the 12th 20-win season in NU history.

The Huskers' 20-13 record in 2007-08 included a 7-9 record in league play, after starting the Big 12 campaign with an 0-4 mark. In 2008-09, Sadler helped Nebraska continue its upward trend with eight league victories, marking NU's first .500 record in conference play in a decade. Each year, Sadler has pushed the Huskers higher in the win column against Big 12 foes, a trend Husker fans hope to see continue in 2010.



Aleks Maric finished his career ranked fifth all-time in scoring and second in rebounding, becoming only the third player in Big 12 history to record at least 1,600 points and 1,000 rebounds in a career.

All-Time Letterwinners

Note: Lettermen lists are not available for 1894, 1895, 1897, 1904 and 1906. The year listed is for the year in which the season ended. For example 1918 represents the 1917-18 season.

A A A

Adkins, R.F., 1918
 Akromis, Bernard, 1951
 Amberson, A.B., 1910
 Amen, Paul, 1936-37-38
 Anderson, Chuck, 1980
 Anderson, Kenneth, 1947-49
 Anderson, R.D., 1899
 Anderson, R.R., 1900
 Anderson, Ryan, 2007-08-09
 Anderson, W.E., 1899-1900
 Andresen, Roy H., 1925-26-27
 Antulov, Boh, 1964
 Artman, Allan, 1942-43-44
 Arwood, Jim, 1956-57-58

B B B

Baack, Tom, 1966-67-68
 Babson, (no first name) 1901
 Badgett, Terrance, 1993-94-95-96
 Bailey, Russell, 1919-20-21
 Bailous, Anthony, 1986-87
 Baker, Howard, 1935-36-37
 Balham, Chris, 2007-08-09
 Banks, Brian, 1976-77-78-79
 Bergen, Jed, 1988-89
 Barger, Gerald, 1932
 Barry, Donald, 1946
 Barth, Phil, 1960
 Beerkle, Wilmer J., 1924-25-26
 Beers, F.R., 1905
 Bekins, Melvin, 1920-21
 Belcher, Cookie, 1997-98-99-01
 Belka, Robert, 1933
 Bell, Dwight, 1907-08-09
 Bell, Paul, 1905-07-08
 Benedict, M., 1903
 Berwald, Lance, 1980-81
 Best, Tom, 1993-94
 Black, Leo, 1924-25
 Bloss, Dale, 1945
 Boeker, Justin, 2001-02
 Bohac, Adam, 2001-02-03-04
 Boich, Arnold, 1955
 Booker, Kenny, 2000
 Boone, Jaron, 1993-94-95-96
 Bornschlegl, Larry, 1963
 Boswell, Hubert, 1932-33
 Bortorf, John, 1942-43
 Bowers, Bill, 1960-61-62
 Bradford, Steffon, 2000-01
 Branch, Nate, 1965-66-67
 Brooks, Jim, 1969
 Brooks, Melvin, 1994-95
 Brothers, Ralph, 1896
 Brown, Burton, 1943
 Brown, Darren, 1986
 Brown, John, 1926-27-28
 Brown, Joseph, 1946-47-48-50
 Bryan, Tom, 1969-71
 Buchanan, Demetrius, 1985
 Buchanan, Henry T., 1987-88
 Buchanan, James, 1950-51-52
 Buckendahl, Ross, 1999-2000-02
 Buel, Duane, 1954-55-56
 Burbach, Chad, 1997-98
 Burke, A.G., 1896
 Burrus, R.M., 1905-07-08
 Buack, A. Allen, 1960-61

C C C

Cahill, John, 1959
 Caldwell, James, 1977
 Campbell, H.W., 1916-17
 Campbell, Willie, 1965-66-67
 Carman, Frank, 1921-22
 Carr, Brian, 1984-85-86-87
 Carrier, Sam, 1911-12-13
 Cassidy, Fred, 1943
 Cauble, Ken, 1968-69-70
 Cebun, Harold, 1964
 Cech, Henry, 1948-49-50
 Cerv, Boh, 1947-48-49-50
 Chalk, Leroy, 1969-70-71
 Chambers, Phil, 1975
 Chandler, Derrick, 1992-93
 Chesnut, Ben, 2001
 Christline, Cal, 1971-72-73
 Chubick, Bruce, 1991-92-93-94
 Clemmons, Brennon, 2002-03
 Cloudy, Stan, 1983-84
 Coard, Eric, 1975-76-77
 Cochran, Cary, 1999-2000-01-02
 Coker, Fred, 1974
 Collins, J.C., 1917
 Collins, Ray, 1979-80-81-82
 Conklin, Brian, 2001-02-03-04
 Conklin, Leonard, 1931
 Cook, Thomas, 1946
 Copple, Leland, 1932-33-34
 Cortelyou, S.V., 1899-1900-01-02
 Coufal, Norman, 1955-56
 Cox, Larry, 1974-75-76
 Cox, Rodney, 1947-48-49
 Cozier, Kenneth J., 1923-24
 Cresswell, Chris, 1990-91-92
 Cunningham, Bill, 1979
 Curran, Sammy, 1980

D D D

Dagunduro, Ade, 2008-09
 Damm, Jim, 1966-67-68
 Davey, G. Seldon, 1930-31
 Davison, Charles Minot, 1931-32
 Davison, Matt, 2000
 Day, Bernard, 1986-87
 Despot, Srebrenko, 1978
 Dewitz, Rufus, 1924
 Dock, Titus, 1984
 Doebele, Dudley, 1956-57
 Dohrmann, Elmer, 1936-37-38
 Dolezal, Eric, 1989
 Dourisseau, Jason, 2003-04-05-06
 Downing, Greg, 1980-81-82-83
 Drevo, Andrew, 2003-04
 Dworak, Thomas, 1944

E E E

Ebaugh, Floyd, 1936-37-38
 Eckelman, Eric, 1979
 Edwards, Alonzo, 2009
 Edstrom, Fred, 1924-25-26
 Ekwall, Rex, 1955-56-57
 Eldridge, Bruce, 1918
 Elliott, N.J., 1903
 Elliott, Robert, 1937-38-39
 Elliott, Thomas, 1926-27-28
 Elson, Kenneth, 1942-43
 Empkey, Frank, 1966-67
 Enright, Mark, 1974
 Enright, Roy, 2003
 Erwin, Steve, 1973-74-75
 Extrom, LeGrand, 1952

F F F

Fagler, Willard, 1952-53-54-55
 Farmer, Tony, 1991
 Ferguson, J.M., 1903
 Ffriend, Kimani, 2000-01
 Fields, Rodney, 2000-01
 Fisher, Morris, 1929-30-31
 Fitz, Don, 1939-40-41
 Fitzgibbon, John, 1941-42-43
 Fitzpatrick, Wilson, 1958
 Florence, Larry, 1997-98-99-2000
 Flothow, Paul, 1917
 Flynn, W.H., 1917
 Ford, Kedrick, 2001-02
 Fort, Jerry, 1973-74-75-76
 Frank, O.A., 1911-12
 Fredstrom, Paul, 1952-53

G G G

Galter, Morris, 1944
 Gardner, Charles, 1916
 Gardner, J., 1916
 Garner, Bernard, 1996-97
 Gates, Bob, 1950
 Gerelick, Philip, 1926-27
 Gerhart, H., 1918
 Gibson, J.P., 1911-12
 Gillilan, Charles, 1919
 Gilreath, Ivan, 1981
 Glock, Jason, 1992-94-95-96
 Goetze, Hartmann, 1940-41-42
 Gohde, George, 1928
 Good, Joseph, 1951-52-53
 Goodson, Orr, 1924-25
 Grace, Harvey, 1928-29-30
 Gratopp, Bob, 1968-69-70
 Graves, Allen, 1958
 Gregory, Amos, 1993
 Gregory, Tom, 1971-72
 Gribble, George, 1942
 Grimm, Lloyd, 1937-38-39
 Grupe, Ivan, 1961-62-63
 Gutleben, J.S., 1896

H H H

Hagensick, E.H., 1905
 Hagensick, Ed, 1902
 Hahn, Robert, 1945
 Hale, Leland, 1935-36-37
 Hamilton, Venson, 1996-97-98-99
 Hanzlik, M., 1912-14
 Hare, Fred, 1965-66
 Hare, Jerry, 1954
 Harley, Steve, 2008-09
 Harriman, Brant, 1998
 Harris, Lee, 1972
 Harris, Rickey, 1974-75-76-77
 Harry, Robert, 1958-59-60
 Hartley, Harold, 1921
 Haskell, Ross, 1912-13-14
 Hassler, Francis, 1943
 Hawkins, Earl, 1913-14-15
 Hay, John, 1940-41
 Hayes, Carl, 1990-91-92
 Hecox, Fred, 1945-46
 Hedberg, Curt, 1975-77-78-79
 Heimos, Dan, 2002-03
 Heinzelman, Robert, 1942-43
 Held, Sidney, 1940-41-42
 Henrion, Walter, 1932-33
 Henry, Sek, 2007-08-09
 Hester, Wayne, 1958-59-60
 Hewitt, I.P., 1902-03

Hiltner, A.H., 1910-11-12
 Hiltner, W., 1903
 Hinckley, Ryan, 1997
 Hoar, J.W., 1903-05-07
 Hoemann, Vic, 1945
 Hoffman, J.F., 1991-92
 Hokuf, Stephen, 1930-31-33
 Holder, Allen, 1976-77
 Hollins, Kenneth, 1944-45
 Holm, Elmer, 1927-28-29
 Holmes, Joe, 1999
 Hoppen, Dave, 1983-84-85-86
 Howard, Terry, 1957
 Howard, Warren, 1914
 Hubka, Ernest, 1918
 Hugg, Ed, 1914-15-16
 Hughes, Brett, 1982-83
 Hughes, Michael, 1992
 Hussey, John W., 1920
 Hutchinson, W.C., 1910-11
 Hyde, Leslie E., 1913

I I I

Ideus, Chad, 1996
 Ingersoll, A.E., 1909-10

J J J

Jackman, Bill, 1985-86-87
 Jackson, Carl, 1918-19
 Jackson, Don, 1973
 Jackson, Jack, 1939
 Jackson, Stanley, 1977
 Jackson, W.C., 1917
 Jaeger, Chad, 1994
 Jensen, Clifford, 1930
 Johnette, Michael, 1997-98
 Johnson, Bill, 1987-88
 Johnson, Chad, 1998-99
 Johnson, Eric, 1988-89
 Johnson, Handy, 1982-83
 Johnson, Jamar, 1992-93-94
 Johnson, Lenard, 1982-83
 Johnson, Nate, 2003-04
 Johnson, William, 1952-53-54
 Jones, Charles, 1962-63-64
 Jones, W.A., 1910
 Jungmeier, Walter, 1920
 Jungmeier, Wesley, 1920
 Jura, Chuck, 1970-71-72

K K K

Kacer, Oldyn, 1919
 King, Lyle, 1940-41-42
 King, Rich, 1988-89-90-91
 Kipper, Paul, 1951
 Kirlin, Albert, 1947
 Klepser, Merritt J., 1923-25-27
 Knutzen, Owen, 1943
 Koca, Todd, 1988-89
 Koehler, J.P., 1901-02
 Koening, Robert, 1945
 Kohl, Adam, 1922
 Korte, Robert, 1946
 Kortus, Joel, 1963-64-65
 Koster, George, 1931-32
 Kovanda, William, 1937-38-39
 Kowalke, James, 1959-60-61
 Krake, L.S., 1905-07
 Krall, Robert, 1928-29
 Krenk, Nick, 2007-08-09
 Kubacki, Jim, 1956-57-58
 Kuhlman, Elza, 1944

L L L

Lantz, Stuart, 1966-67-68
 Lawry, Anton, 1947-48-49-50
 Lawson, Wm. Vinton, 1926
 Leacox, Robert, 1935-36
 Lebsack, Gayle, 1946-47
 Ledsome, Jim, 2006
 Lee, Brendy, 1972-73-74
 Leitner, Roger, 1967-68
 Lenser, Kurt, 1932
 LeRossignol, Curt, 1971-72
 Letts, Madison, 1932
 Lewandowski, A.J., 1928-29-30
 Lively, Kelly, 1989-90-91
 Livingston, Dale, 1946
 Livingston, Leslie, 1940-41-42
 Loder, Dwight, 1934
 Logan, Chris, 1985-86
 Lue, Tyronn, 1996-97-98
 Lundholm, William, 1959
 Lunney, Kenneth, 1932-33-34

M M M

MacFarlane, Dave, 1980
 Maclay, Donald, 1929-30-31
 Malecek, Joseph, 1949-50
 Mann, Kyle, 1998
 Manning, Pete, 1988-89
 Maric, Aleks, 2005-06-07-08
 Markowski, Andy, 1996-97-98-99
 Marks, Kyle, 2006-07
 Marquiss, Warren, 1943
 Marsh, Ricky, 1973-74
 Marshall, Harvey, 1985-86
 Martin, Sam, 1968-69-70
 Martin, Val, 1976
 Martz, Mike, 1984-85-86-87
 Mason, Paul, 1932-33-34
 Matson, C.E., 1896
 Matzke, John, 1982-84-85-86
 Matzke, Stan, 1952-53-54-55
 Mauch, Arthur, 1931-32
 Maxey, Al, 1959-60
 McCarty, Marques, 2002-03
 McCray, Joe, 2005
 McCray, Toney, 2009
 McDonald, Paul, 1977
 McPipe, Carl, 1976-77-78-79
 McVicker, Mark, 1977-78-79-80
 Mercier, Bob, 1951
 Mielenz, Frank, 1926
 Miller, Cookie, 2008-09
 Mitchell, Alvin, 1997
 Moller, Cliff, 1969
 Moody, Keith, 1990-91
 Moore, Bob, 1978-79
 Moore, Curtis, 1984-85
 Moore, Jack, 1979-80-81-82
 Moore, James, 1984
 Moore, M.S., 1899
 Moore, Mikki, 1994-95-96-97
 Morrell, (no first name), 1912
 Morrison, C.C., 1899
 Morrison, C.E., 1896
 Moser, W.A., 1905-07
 Mosser, Cornelius, 1948
 Muhleisen, Jake, 2002-03-04-05
 Mulvaney, Charles, 1946
 Munger, Glen, 1922
 Munn, Glen B., 1929
 Munn, Glenn, 1928
 Munn, Monte, 1920-21
 Munson, Bob, 1971
 Myers, C.B., 1914-15
 Myrthill, Gerard, 1978-79

N N N

Naderer, Mike, 1978-79-80-81
 Nagl, (no first name), 1912
 Nannen, Lyle, 1956-57
 Nannen, Neil, 1962-63-64
 Neal Jr., Marcus, 2004-05
 Nelson, Ben, 2007-08-09
 Nelson, Douglas, 1944
 Nelson, H., 1916-17
 Nelson, Lawrence, 1936
 Nelson, Leif, 1996
 Neubert, Keith, 1984-86-87
 Newman, Richard, 1919-20-21
 Newton, B.A., 1903
 Nielson, R., 1901
 Nissen, Al, 1970-71-72
 Novak, Terry, 1975-77-78
 Novak, Tom, 1972-73-74

O O O

Olson, Carl, 1928-29
 Othmer, Kenneth, 1927-28
 Owen, L.R., 1911
 Owens, Dapreis, 1989-90-91-92

P P P

Page, Theodore, 1927
 Parsons, Robert, 1936-37-38
 Parsons, Rollin, 1933-34-35
 Parsons, Ronald, 1957
 Patty, Jesse, 1919-20
 Pearson, Brice, 1965
 Perry, H.O., 1908-09-10
 Perry, Marcus, 2006-07
 Peterson, Arthur, 1945
 Peterson, Mike, 1970-71-72
 Petrashek, G.L., 1909-10
 Petsch, Daryl, 1962-63-64
 Phifer, Ryan, 1997-98
 Phillips, Albert, 1918
 Phipps, Hansel, 1931
 Piatkowski, Eric, 1991-92-93-94
 Piatkowski, Troy, 1997-98-99
 Pickett, John, 1919-20
 Pierce, Robert, 1949-50-51
 Pillsbury, M.P., 1899-1902
 Ping, Shang, 2008
 Pitcaithley, Harry, 1939-40
 Placek, E.E., 1896
 Ploetz, John, 1978
 Ponce, David, 1983-84
 Poynter, Floyd, 1920
 Puelz, Dennie, 1962-63

R R R

Ramos, Jose, 1991
 Randall, Albert, 1939-40-41
 Raymond, I., 1902
 Reckewey, Kent, 1973-74-75
 Reid, Beau, 1988-89-90-91
 Reimers, Gary, 1956-57-58
 Reiners, Al, 1966
 Rekeweg, Jeff, 1987-88
 Renfro, Claude, 1981-82-83
 Renzelman, Gary, 1953-54-55
 Retherford, Claude, 1947-48-49
 Reynolds, Burch, 1919
 Reynolds, James, 2004
 Richardson, Brandon, 2009
 Richardson Jr., Charles, 2004-05-06-07
 Richardson, Ray, 1989-90
 Riddell, Ted, 1917
 Riddlesbarger, W.P., 1922-23
 Riehl, Tony, 1971-72-73
 Robinson II, John, 2001-02
 Robinson, Magnus, 1946
 Rooney, Patrick, 1944

Roots, Al, 1960-61
 Roy, William, 1955
 Russell, R.C., 1920-22
 Russell, Thomas R., 1961-62
 Rutherford, R.B., 1914-15-16

S S S

Sallee, Chris, 1995-96
 Salomon, Cole, 2008-09
 Sandbulte, Gerald, 1952-53
 Sandstedt, James, 1946
 Sauer, George, 1932-33
 Scales, Clifford, 1988-89-90-91
 Scantlebury, Tom, 1968-69-70
 Scarlett, Trent, 1982-83
 Schleiger, Richard, 1947-48-49
 Schliep, Bronsen, 2003-04-05-06
 Schmidt, A.C., 1909-10
 Schmidt, A., 1908-09
 Schneider, Leo, 1946
 Schwindt, Andy, 1997
 Sealer, Joel, 1985-86-87
 Seger, Fred, 1952-53-54
 Shaver, Dan, 1967
 Shellenberg, E., 1918-19-20
 Shields, P., 1915-16
 Shields, Paul, 1947-48
 Shipwright, Richard, 1959
 Shoecraft, Jerry, 1979-80-81-82
 Siegel, Bob, 1974-75-76-77
 Simmons, Grant, 1964-65-66
 Simmons, Ron, 1966-67-68
 Simms, Corey, 2002-03-04-05
 Sladovnic, Charles, 1962
 Smaha, Clark, 1925-26-27
 Smidt, Don, 1956-57-58
 Smith, Andre, 1978-79-80-81
 Smith, Austin, 1920-21-22
 Smith, Charles L., 1954-55-56
 Smith, H.B., 1899
 Smith, Mike, 2007
 Smith, Richard, 1988
 Smith, Ronnie, 1984-85
 Smith, Terry, 1982-83
 Smith, Todd, 1999
 Snyder, James, 1951
 Sorensen, Harry, 1934-35-37
 Spear, John, 1922
 Spear, Wallace, 1918-19
 Spears, Jerry, 1964-65
 Sprague, Leon, 1926
 Srb, Richard, 1947-48-49
 Stange, Drew, 1981-82
 Stebbins, (no first name), 1900
 Stegall, Shuan, 2004
 Steinbrook, Lee, 1995
 Stewart, Marvin, 1969-70-71
 Stipsky, Ed, 1931
 Stone, Charles, 1967
 Story, C.M., 1899
 Strahan, James, 1945
 Strickland, Erick, 1993-94-95-96
 Stromer, Byron, 1918
 Strowbridge, Jay-R, 2007-08
 Stryker, Herbert, 1912-13
 Surles, Chester, 1995-96
 Svehla, Matt, 1988-89
 Swank, George, 1959
 Swett, Rex, 1960-61-62

T T T

Tallman, Frank, 1938-39-40
 Tangeman, Robert, 1944
 Taylor, Ron, 1974-75
 Theisen, Ralph, 1916
 Therien, Robert, 1939-40
 Thom, Jim, 1956
 Thomas, (no first name), 1901

Thomas, Dwight P., 1918
 Thomas, Grant, 1938-39
 Thomas, Ryan, 2000-01
 Thomas, Wilson, 2001-02
 Thompson, John, 1941-42-43
 Thornton, Marcus, 2001
 Tipton, Milo, 1923-24-25
 Tipton, Paul, 1922
 Torrens, Lee, 1969-70
 Truscott, Louis, 1999-2000
 Turek, John, 2002-03-04-05
 Turner, Herschell, 1958-59-60

U U U

Underwood, Clinton, 1912-13
 Usher, Willard O., 1923-24-25

V V V

Vacanti, Charles, 1940
 Van Poelgeest, Richard, 1987-88-89-90
 Vance, Deak, 1986
 Velandier, Paul, 2007-08-09
 Vick, Derrick, 1987-88
 Vincent, William, 1962-63
 Volz, Mathias G., 1923-24-25
 Von Seggern, Dale, 1968-69-70

W W W

Wagner, Robert, 1967-68
 Wahlquist, George, 1933-35-36
 Wald, Tom, 1995-96
 Walin, Elmer, 1961
 Walker, B.J., 2006
 Walker, Danny, 2000
 Walker, G.E., 1899
 Walker, Marcus, 2006
 Wall, Jan, 1960-61
 Walsh, Larry, 1950
 Walsh, W.W., 1907-08-09
 Walton, Kenny, 1981-82-83
 Ward, Harrison, 1951
 Warfield, G.A., 1896
 Warren, (no first name), 1901
 Warren, Glen, 1921-22-23
 Waterman, R.L., 1900
 Watters, F.E., 1911
 Watts, Randy, 1971-72
 Webb, Coley, 1964-65-66
 Weber, Don, 1952-53-54
 Wells, William, 1954-57
 Werner, Alton, 1937-38-39
 Wertz, L.E., 1917
 West, Tim, 1980
 Whitaker, Henry, 1934-35-36
 White, Anthony, 1984-85
 White, Jamel, 2006
 Whitehead, Milton, 1948-49-50
 Wicklund, Andrew, 2008
 Widman, Harvey, 1934-35-36
 Wilbrand, Tony, 2003-04-05-06
 Wilkinson, Wes, 2003-04-05-06
 Williams, Eric, 1980-81-83-84
 Williams, Rodney, 1998
 Willis, Stephen, 1975-76
 Wilnes, Norman, 1950-51
 Wischmeier, B. Scott, 1932
 Witte, Willard, 1928-29-30
 Wood, Wilbur S., 1908-09-10
 Woolridge, Andre, 1993
 Wortmann, Craig, 1999-2000
 Wright, Earl, 1963-64
 Wyant, Harlan, 1924

Y Y Y

Yaffee, Irvin, 1939-40
 Yates, James, 1961-64
 Young, Max, 1941-42-43

Husker Award Winners

ALL-AMERICANS (8)

- 1913 Sam Carrier, Guard
- 1931 Don Maclay, Center
- 1933 Steve Hokuf, Guard
- 1936 George Wahlquist, Guard
- 1937 Robert Parsons, Guard
- 1952 James Buchanan, Guard
- 1959 Herschell Turner, Guard
- 1978 Carl McPipe, Center

ALL-CONFERENCE (43)

Missouri Valley (10)

- 1909 W.W. Walsh, Forward
- 1910 H.O. Perry, Forward
- 1911 J.P. Gibson, Forward
- O.A. Frank, Guard
- 1913 Ross Haskell, Forward
- Sam Carrier, Guard
- 1919 Carl Jackson, Forward
- 1925 Orr Goodson, Center
- Mathias "Mutt" Volz, Guard
- 1927 Clark Smaha, Forward

Big Six (8)

- 1930 Don Maclay, Center
- 1931 Steve Hokuf, Guard
- 1933 Steve Hokuf, Guard
- 1936 George Wahlquist, Forward
- 1937 Robert Parsons, Guard
- 1938 Robert Parsons, Guard
- 1941 Sid Held, Guard
- Don Fitz, Guard

Big Seven (4)

- 1949 Claude Retherford, Guard
- Milton "Bus" Whitehead, Forward
- 1950 Milton "Bus" Whitehead, Forward
- 1952 James Buchanan, Guard

Big Eight (18)

- 1960 Herschell Turner, Guard
- 1966 Grant Simmons, Guard
- 1967 Stuart Lantz, Guard
- 1968 Stuart Lantz, Guard
- 1971 Marvin Stewart, Guard
- 1972 Chuck Jura, Center



The second three-time all-conference players in NU history, Dave Hoppen finished his career with a school-record 2,167 points

- 1974 Jerry Fort, Guard
- 1975 Jerry Fort, Guard
- 1976 Jerry Fort, Guard
- 1978 Brian Banks, Guard
- 1980 Andre Smith, Center
- 1981 Andre Smith, Center
- 1982 Jack Moore, Guard
- 1984 Dave Hoppen, Center
- 1985 Dave Hoppen, Center
- 1986 Dave Hoppen, Center
- 1993 Eric Piatkowski, Guard
- 1994 Eric Piatkowski, Guard

Big 12 (3)

- 1998 Tyronn Lue, Guard
- 1999 Venson Hamilton, Center
- 2008 Aleks Maric, Center

BIG EIGHT

COACH OF THE YEAR (6)

- 1966 Joe Cipriano (AP)
- 1978 Joe Cipriano (UPI)
- 1980 Moe Iba (AP/UPI)
- Joe Cipriano (UPI)
- 1981 Moe Iba (UPI)
- 1991 Danny Nee (AP/UPI)

BIG EIGHT PLAYER OF THE YEAR (1)

- 1981 Andre Smith (AP/UPI)

BIG 12 PLAYER OF THE YEAR (1)

- 1999 Venson Hamilton (AP/Coaches)

BIG EIGHT FRESHMAN OF THE YEAR (1)

- 1993 Erick Strickland (AP/Coaches)

WORLD UNIVERSITY GAMES (2)

- 1985 Dave Hoppen, Center (Silver)
- 1993 Eric Piatkowski, Guard (Gold)

WORLD CHAMPIONSHIPS (1)

- 1954 Bill Johnson, Forward (U.S., Gold)

22 & UNDER WORLD CHAMPIONSHIPS (1)

- 1997 Tyronn Lue, Guard (U.S., Fifth)

21 & UNDER WORLD CHAMPIONSHIPS (1)

- 2005 Aleks Maric (Australia, Fourth)

U.S. OLYMPIC FESTIVAL (3)

- 1983 Dave Hoppen, Center (Bronze)
- Moe Iba, Coach, North (Bronze)
- 1991 Eric Piatkowski, Guard (Gold)

Note: Piatkowski was named to the 1991 U.S. Olympic Festival All-Tournament Team.

NABC ALL-STAR

Game (4)

- 1972 Chuck Jura, Center
- 1991 Rich King, Center
- 1994 Eric Piatkowski, Guard
- 2008 Aleks Maric, Center



Danny Nee is the winningest coach in Nebraska history with 254 career victories over 14 seasons. A 2009 Nebraska Basketball Hall of Fame inductee, Nee was the Big Eight Coach of the Year in 1991 as he led NU to a school-record 26 victories.



After earning all-league honors as a junior, Tyronn Lue was a first-round NBA selection in 1998. During his collegiate career, he helped Nebraska to three postseason appearances and finished eighth in school history in scoring.

JACK MOORE AWARD

Following a successful 2008-09 campaign that included NU's first .500 league record in a decade, senior guard Paul Velander was honored by the coaching staff as the winner of the Jack Moore Award, given annually to team's most valuable player.

Velander paced the Huskers' long-range effort in 2009, helping Nebraska to consecutive postseason berths for the first time since 1999. Velander pushed his teammates as they posted the fifth-highest team total (206 3-pointers) in school history. NU also ranked in the top 10 in school history by hitting 36.1 percent from 3-point range as a team, including Velander's team- and career-best 40.0 percent from beyond the arc.

On the season, Velander finished with career bests in treys (60) and 3-point percentage (40.0) to rank among the Big 12 leaders. The Blacksburg, Va., native also ended his career ranked in the NU top 10 for 3-pointers (128) and 3-point percentage (38.9).

Maximizing his playing time as a senior, Velander posted 717 minutes on the court in 2008-09 after entering the season with 777 minutes played over the previous three years. He scored 221 points on the year (7.1 ppg), nearly matching the 247 points he had scored entering his senior campaign.

Velander led by example as a senior when he finished the year by taking 27 charges, half of the team total of 54 charges on the season. If the statistic were officially recognized by the NCAA, it's likely he would have led the nation in charges in 2008-09.

The award is named for late-Husker guard Jack Moore, a 5-9 playmaker who set 17 school records in a career that ended in 1982. Moore was presented with the 1982 Francis Pomeroy-Naismith Award as the best collegiate player in the nation under six feet tall. A consensus All-Big Eight performer in 1982, Moore was killed in a plane crash in March of 1984.

Year	Player	Position	Year	Player	Position
1984-85	Dave Hoppen	Center	1996-97	Tyronn Lue	Guard
1985-86	Dave Hoppen	Center	1997-98	Tyronn Lue	Guard
	Bernard Day	Forward	1998-99	Venson Hamilton	Center
1986-87	Brian Carr	Guard	1999-2000	Larry Florence	Forward
1987-88	Henry T. Buchanan	Guard	2000-01	Cookie Belcher	Guard
1988-89	Eric Johnson	Guard	2001-02	Cary Cochran	Guard
1989-90	Clifford Scales	Guard	2002-03	Andrew Drevo	Forward
1990-91	Rich King	Center	2003-04	Nate Johnson	Guard
	Beau Reid	Forward	2004-05	Joe McCray	Guard
	Clifford Scales	Guard		Jason Dourisseau	Guard
1991-92	Jamar Johnson	Guard	2005-06	Jason Dourisseau	Guard
1992-93	Eric Piatkowski	Forward		Wes Wilkinson	Forward
1993-94	Eric Piatkowski	Forward	2006-07	Charles Richardson Jr.	Guard
1994-95	Jaron Boone	Guard		Marcus Perry	Guard
1995-96	Erick Strickland	Guard	2007-08	Aleks Maric	Center
			2008-09	Paul Velander	Guard

ACADEMIC

ALL-AMERICANS (5)

1972	Chuck Jura, 3rd team
1981	Jack Moore, 2nd team
1984	John Matzke, 2nd team
1989	Beau Reid, 3rd team
1991	Beau Reid, 3rd team

POSTGRADUATE SCHOLARS (6)

NCAA (5)	
1972	Al Nissen
1986	John Matzke
1987	Bill Jackman
1991	Beau Reid
2006	Bronsen Schliep

Big Eight (1)

1976	Kent Reckeway
------	---------------

Big 12 (1)

2006	Bronsen Schliep
------	-----------------

ACADEMIC

ALL-CONFERENCE (51)

Big Eight (25)	
1966	Grant Simmons, Guard
1972	Chuck Jura, Center
1974	Tom Novak, Guard
1975	Larry Cox, Forward/Center
1976	Larry Cox, Forward/Center
1978	Curt Hedberg, Forward
1979	Curt Hedberg, Forward
1980	Jack Moore, Guard
1981	Jack Moore, Guard
1982	Jack Moore, Guard
1984	John Matzke, Forward
1985	John Matzke, Forward
	Dave Hoppen, Center
	John Matzke, Forward
1986	Brian Carr, Guard

1987	Brian Carr, Guard
	Bill Jackman, Forward
1988	Henry T. Buchanan, Guard
1989	Beau Reid, Forward
1990	Rich King, Center
1991	Beau Reid, Forward
1992	Bruce Chubick, Forward
1993	Bruce Chubick, Forward
1994	Bruce Chubick, Forward
1995	Jason Glock, Guard

Big 12 (26)

1996	Leif Nelson, Center
	Erick Strickland, Guard
1997	Andy Markowski, Forward
1998	Andy Markowski, Forward
1999	Andy Markowski, Forward
2002	Cary Cochran, Guard
	Brian Conklin, Forward
2003	John Turek, Forward
2004*	Adam Bohac, Guard
	Brian Conklin, Forward
	Jason Dourisseau, Guard
	Jake Muhleisen, Guard
	John Turek, Forward
	Tony Wilbrand, Center
2005	Jason Dourisseau, Guard
	Jake Muhleisen, Guard
	Bronsen Schliep, Forward
	John Turek, Forward
	Tony Wilbrand, Center
2006	Jason Dourisseau, Guard
	Bronsen Schliep, Forward
	Tony Wilbrand, Center
2007	Paul Velander, Guard
2008	Paul Velander, Guard
2009	Paul Velander, Guard
	Nick Krenk, Guard

*Big 12 record six first-team selections in 2004.
NOTE: No team selected from 1967 through 1971.



Paul Velander set a career high for 3-pointers with 60 and took 27 charges on defense to lead the Huskers in 2008-09. He finished in the top 15 for single-season 3-pointers while hitting a career-best 40 percent from beyond the arc.



Senior Nick Krenk earned his first academic All-Big 12 honor in 2009 when he was named to the first team alongside Paul Velander.

Nebraska's 1,000-Point Scorers

1. DAVE HOPPEN - 2,167 POINTS

6-11, 235, C, 1983-86, Omaha, Neb. (Benson)

Three-time All-Big Eight center Dave Hoppen finished his career as Nebraska's all-time leading scorer with 2,167 points. Hoppen, whose four-year collegiate career was cut short by a knee injury in a game at Colorado, Feb. 1, 1986, broke or tied 19 Nebraska records and five Big Eight marks during his standout career. A native of Omaha, Neb., Hoppen was the first player in Husker basketball history to have his jersey number (42) retired. Originally drafted by the NBA's Atlanta Hawks in the third round of the 1986 draft, he played with both Charlotte and Philadelphia, and a stint in the CBA. Hoppen was inducted into the Nebraska Basketball Hall of Fame in 1996.



Season	G-GS	FG-FGA	Pct.	FT-FTA	Pct.	Reb.-Avg.	TP-Avg.
1982-83	32-32	163-311	.524	119-159	.784	161-5.0	445-13.9
1983-84	30-30	220-367	.599	158-208	.760	207-6.9	598-19.9
1984-85	30-30	270-418	.646	164-210	.781	258-8.6	704-23.5
1985-86	19-19	151-245	.616	118-147	.803	147-7.7	420-22.1
Totals	111-111	1,804-1,341	.600	559-724	.772	773-7.0	2,167-19.5

2. ERIC PIATKOWSKI - 1,934 POINTS

6-7, 215, F, 1991-94, Rapid City, S.D. (Stevens)

One of only two players in school history to play on four consecutive NCAA Tournament teams, Eric Piatkowski finished his career as the second-leading scorer in school history with 1,934 points. The Most Valuable Player in the 1994 Phillips 66 Big Eight Tournament, Piatkowski had a school and tournament-record 42-point outburst in Nebraska's first-round victory over Oklahoma. A two-time, first-team All-Big Eight pick, Piatkowski averaged 21.5 points in his final season as a Husker, and became the first player in school history to score 1,900 points (1,934), grab 600 rebounds (669) and dish out 300 assists (322). A first-round draft pick of the NBA's Indianapolis Pacers, Piatkowski's draft rights were then traded to the Los Angeles Clippers, who he played with for eight seasons before joining the Houston Rockets during the summer of 2003. He was traded to the Chicago Bulls in the summer of 2004 and signed with the Phoenix Suns where he played his final three years in the league. Piatkowski's jersey No. 52 was retired by the Huskers in 2006, the same year he was inducted into the Nebraska Basketball Hall of Fame.



Season	G-GS	FG-FGA	Pct.	3Pt-FG	Pct.	FT-FTA	Pct.	Reb.-Avg.	Pts.-Avg.
1990-91	34-1	128-275	.465	44-127	.346	72-86	.837	125-3.7	372-10.9
1991-92	29-28	144-338	.426	47-136	.346	79-109	.725	184-6.3	414-14.3
1992-93	30-30	178-367	.485	48-129	.372	98-129	.760	171-5.7	502-16.7
1993-94	30-30	226-456	.496	63-172	.366	131-165	.794	189-6.3	646-21.5
Totals	123-89	676-1,436	.471	202-564	.358	380-489	.777	669-5.4	1,934-15.7

3. JERRY FORT - 1,882 POINTS

6-3, 170, G, 1973-76, Chicago, Ill. (Franciscan)

The first Husker basketball player to earn All-Big Eight honors for three straight seasons, Jerry Fort finished his career with 1,882 points—a record that stood for nine seasons, until Dave Hoppen broke it, Dec. 15, 1985. Fort was a third-round draft pick of the Boston Celtics following his senior season. He scored a then-school-record 40 points against Missouri as a junior. Fort was inducted into the Nebraska Basketball Hall of Fame in 1991.



Season	G-GS	FG-FGA	Pct.	FT-FTA	Pct.	Reb.-Avg.	TP-Avg.
1972-73	26-18	151-349	.433	74-104	.712	106-4.0	376-14.5
1973-74	26-26	207-484	.428	54-88	.614	110-4.2	468-18.0
1974-75	26-26	218-508	.429	89-138	.645	91-3.5	525-20.2
1975-76	27-27	201-452	.445	111-156	.712	87-3.2	513-19.0
Totals	105-97	777-1,793	.433	328-486	.675	394-3.8	1,882-17.9

4. ANDRE SMITH - 1,717 POINTS

6-7, 215, C/F, 1978-81, Chicago, Ill. (Kennedy)

Andre Smith closed his brilliant four-year career in 1980-81 when he led the Big Eight Conference in scoring with a 19.5 average in league-only games. Smith was named the conference's player of the year for his efforts—the only Husker to earn that honor in the Big Eight era. Smith was also a two-time all-conference selection. He scored 1,717 points and grabbed 753 rebounds during his Husker career and was chosen in the seventh round of the 1981 NBA Draft by the Cleveland Cavaliers. He was inducted into the Nebraska Basketball Hall of Fame in 1994.



Season	G-GS	FG-FGA	Pct.	FT-FTA	Pct.	Reb.-Avg.	TP-Avg.
1977-78	30-2	105-190	.533	68-111	.613	144-4.8	278-9.3
1978-79	27-27	146-256	.570	72-110	.655	186-6.9	364-13.5
1979-80	31-31	237-388	.610	126-189	.670	251-8.1	600-19.4
1980-81	26-26	185-314	.589	105-152	.691	172-6.6	475-18.3
Totals	114-86	673-1,148	.586	371-562	.660	753-6.6	1,717-15.1

5. ALEKS MARIC - 1,630 POINTS

6-11, 275, C, 2005-08, Sydney, Australia (Life Center (N.J.)/Australian Institute for Sport)

Aleks Maric was one of the most dominant big men in the first 12 years of the Big 12 era. The Aussie was a first-team All-Big 12 selection by the Associated Press as a senior and a two-time second-team pick by the coaches. During his senior year, he became only the third player in league history to record at least 1,500 points and 1,000 rebounds in a career. Maric tied the school single-season record with 335 boards as a senior in 2007-08. Maric led NU and ranked in the top seven in the league in scoring, rebounding, field-goal percentage and blocked shots as a senior. He finished his career tying or breaking 19 Nebraska and Big 12 Conference records. After declaring for the NBA Draft following his sophomore season, Maric withdrew and returned to Nebraska where he became just the ninth player in program history to reach 1,000 points before the start of his senior campaign (and 24th player overall).



Season	G-GS	FG-FGA	Pct.	3FG-Att.	Pct.	FT-FTA	Pct.	Reb.-Avg.	TP-Avg.
2004-05	27-10	79-165	.479	0-2	.000	58-81	.716	169-6.3	216-8.0
2005-06	31-26	116-246	.472	0-0	.000	107-175	.611	251-8.1	339-10.9
2006-07	30-30	203-359	.565	3-10	.300	147-216	.681	260-8.7	556-18.5
2007-08	33-33	191-332	.575	1-6	.167	136-207	.657	335-10.2	519-15.7
Totals	121-99	589-1,102	.534	4-18	.222	448-679	.660	1,015-8.4	1,630-13.5

6. JARON BOONE - 1,609 POINTS

6-6, 195, G, 1993-96, Salt Lake City, Utah (Skyline)

Jaron Boone played in 127 games and started 102 to rank third and fourth, respectively, in school history. Boone became the 17th player in school history to reach 1,000 points, but just the fifth to do so before completing his junior season. Boone earned second-team All-Big Eight honors as a junior and helped Nebraska to the NIT championship his senior year. Boone's 559 points in his junior season is the seventh-highest single-season output in school history. Boone scored at least 20 points 18 times in his career and ranks among the school leaders in 3-point shots made (third, 181) and attempted (fourth, 501), assists (third, 446) and minutes (fourth, 3,624).



Season	G-GS	FG-FGA	Pct.	3FG-Att.	Pct.	FT-FTA	Pct.	Reb.-Avg.	TP-Avg.
1992-93	31-8	76-185	.411	17-57	.298	46-56	.821	72-2.3	215-6.9
1993-94	30-28	138-290	.476	35-95	.368	55-78	.705	78-2.6	366-12.2
1994-95	32-32	199-455	.437	70-182	.385	91-134	.679	106-3.3	559-17.5
1995-96	34-34	162-397	.408	59-167	.353	86-123	.699	92-2.7	469-13.8
Totals	127-102	575-1,327	.433	184-501	.367	274-387	.708	348-2.7	1,609-12.7

7. ERICK STRICKLAND - 1,586 POINTS

6-3, 210, G, 1993-96, Bellevue, Neb. (West)

One of two 1,000-point scorers on the 1995-96 team, Erick Strickland finished his career with 1,586 points. Strickland was a second-team all-conference selection as a senior when he led the team in scoring (14.7) and was named the MVP of the NIT. Strickland played in 127 career games, tied for third in school history, and started 84. His 516 points during his senior season rank 14th in school single-season history. A three-time member of the Big Eight All-Defensive Team, he is second in steals at NU with 257. Strickland ranks fourth in 3-point field goals made (179), third in 3-point field goal attempts (512) and fifth in assists (414). He spent nine years in the NBA, including four with the Dallas Mavericks and two with the Milwaukee Bucks. He was inducted into the Nebraska Basketball Hall of Fame on Jan. 17, 2009.



Season	G-GS	FG-FGA	Pct.	3FG-Att.	Pct.	FT-FTA	Pct.	Reb-Avg	TP-Avg.
1992-93	31-6	84-185	.454	32-88	.364	43-59	.729	63-2.0	243-7.8
1993-94	30-13	102-241	.423	41-117	.350	77-95	.811	103-3.4	322-10.7
1994-95	31-31	175-394	.444	54-160	.338	101-139	.727	167-5.4	505-16.3
1995-96	35-34	174-399	.436	52-148	.351	116-141	.823	170-4.9	516-14.7
Totals	127-84	535-1,219	.439	179-512	.350	337-434	.776	503-4.0	1,586-12.5

8. TYRONN LUE - 1,577 POINTS

6-0, 175, G, 1996-98, Mexico, Mo. (Raytown)

Tyronn Lue became one of the few Huskers to eclipse the 1,000-point mark by early in his junior season. He finished his career with 1,577 points before turning pro a year early. Lue was a first-round NBA draft pick of the Denver Nuggets before being traded on draft night to the Los Angeles Lakers where he won a pair of NBA titles. He also played for the Washington Wizards, Orlando Magic, Houston Rockets, Atlanta Hawks, Dallas Mavericks and Milwaukee Bucks. Lue ranks in the top 10 in 13 Husker career categories, including assists (fourth, 432), 3-pointers (seventh, 145), games started (eighth, 96) and steals (sixth, 154). Lue started 96 of 99 games in his Husker career and led NU to three straight postseason appearances, including an NCAA berth in 1998.



Season	G-GS	FG-FGA	Pct.	3FG-Att.	Pct.	FT-FTA	Pct.	Reb-Avg	TP-Avg.
1995-96	35-34	105-232	.453	20-61	.328	66-96	.688	106-3.0	296-8.5
1996-97	32-30	215-476	.452	47-137	.343	126-155	.813	93-2.9	603-18.8
1997-98	32-32	240-547	.439	78-209	.373	120-145	.828	137-4.3	678-21.2
Totals	99-96	560-1,255	.446	145-407	.356	312-396	.788	336-3.4	1,577-15.9

9. COOKIE BELCHER - 1,552 POINTS

6-4, 205, G, 1997-2001, Mexico, Mo. (Mexico)

During the 1999 season, Cookie Belcher became the 21st player in school history to join the Huskers' 1,000-point club. With another stellar campaign in 2001, he moved into the Huskers' all-time top 10, finishing his career with 1,552 points. He was just the eighth player in NU history to reach 1,000 points before the start of his senior season. Belcher made a strong mark on the Husker record books in other areas. He owns the Nebraska game, season and career records for steals and finished his career ranked third in NCAA history with 353 steals. He also ranks in the top 10 on NU's career 3-point (sixth, 146) and assist lists (second, 477) and owns the school records for most career starts (129) and games played (131). He enjoyed a successful professional career in Europe for seven years.



Season	G-GS	FG-FGA	Pct.	3FG-Att.	Pct.	FT-FTA	Pct.	Reb-Avg	TP-Avg.
1996-97	33-33	117-256	.457	30-76	.395	41-83	.494	126-3.8	305-9.2
1997-98	32-32	135-305	.443	29-102	.284	55-87	.632	126-3.9	354-11.1
1998-99	32-32	137-320	.428	39-128	.305	64-102	.627	107-3.3	377-11.8
1999-00	4-2	10-16	.625	0-1	.000	4-7	.571	15-3.8	24-6.0
2000-01	30-30	177-394	.449	48-143	.336	90-121	.744	152-5.1	492-16.4
Totals	131-129	576-1,291	.446	146-450	.324	255-400	.638	526-4.0	1,552-11.9

10. RICH KING - 1,475 POINTS

7-2, 260, C, 1988-91, Omaha, Neb. (Burke)

The tallest player in Nebraska history at 7-2, Rich King finished his career with 1,475 points and then-school records for blocked shots (183) and games played (124). King had a big hand in the Huskers' record-breaking 26-8 campaign in 1990-91, as he led the team in scoring (15.5 ppg) and rebounding (8.1 rpg) en route to honorable-mention All-America honors from both AP and UPI. A first-round draft pick of the Seattle SuperSonics in the 1991 NBA Draft, King tied Jerry Fort's then-school single-game scoring record with a 40-point outburst against Northern Illinois, Feb. 18, 1991.



Season	G-GS	FG-FGA	Pct.	3FG-Att.	Pct.	FT-FTA	Pct.	Reb-Avg	TP-Avg.
1987-88	29-5	56-108	.519	0-0	---	24-34	.706	84-2.9	136-4.7
1988-89	33-22	136-235	.579	0-0	---	91-139	.655	195-5.9	363-11.0
1989-90	28-21	170-305	.557	0-0	---	110-158	.696	208-7.4	450-16.1
1990-91	34-27	202-352	.574	2-5	.400	120-179	.670	274-8.1	526-15.5
Totals	124-75	564-1,000	.564	2-5	.400	345-510	.676	761-6.1	1,475-11.9

11. VENSON HAMILTON - 1,416 POINTS

6-10, 240, C, 1996-99, Forest City, N.C. (Oak Hill Academy)

One of two Huskers to reach the 1,000-point plateau in 1998-99, Venson Hamilton was a four-year standout for Coach Danny Nee. Hamilton finished his career with 1,416 points and ranks 11th on NU's all-time scoring list. His senior season was one of the finest campaigns in school history. For his efforts, Hamilton earned Big 12 Player-of-the-Year honors, the first Husker since 1981 to capture that prestigious award. Hamilton still owns NU records for rebounds (1,080) and blocked shots (241) and is second in games played (129). Hamilton was just the fourth player all-time among Big 12 schools to score 1,000 points, grab 1,000 rebounds and block 200 shots in his collegiate career. He was a second-round draft pick of the Houston Rockets, and has since experienced a successful professional career in Europe.



Season	G-GS	FG-FGA	Pct.	3FG-Att.	Pct.	FT-FTA	Pct.	Reb-Avg	TP-Avg.
1995-96	32-1	71-130	.546	0-1	.000	54-100	.540	161-5.0	196-6.1
1996-97	32-25	124-215	.577	0-0	---	96-148	.649	269-8.4	344-10.8
1997-98	32-30	139-269	.517	0-0	---	80-144	.556	315-9.8	358-11.2
1998-99	33-32	194-388	.500	0-1	.000	130-198	.657	335-10.2	518-15.7
Totals	129-88	528-1,002	.527	0-2	.000	360-590	.610	1,080-8.4	1,416-11.0

12. CARL MCPPIPE - 1,300 POINTS

6-8, 225, C, 1976-79, Hammond, Ind. (Technical)

One-half of the "Hammond Hustlers" (Brian Banks was the other), 'Pipe' and 'BB' provided Nebraska with a great four-year, one-two punch. McPipe, a three-year starter, finished his career with 1,300 points. As a junior, McPipe earned USBWA District V honors and was one of 12 starters designated as an All-American by the Citizens Savings Athletic Foundation. In his final year in a Husker uniform, Banks was a repeat pick on the USBWA team and a fifth-round draft selection of the Philadelphia 76ers.



Season	G-GS	FG-FGA	Pct.	FT-FTA	Pct.	Reb-Avg	TP-Avg.
1975-76	20-1	25-67	.373	16-22	.727	58-2.9	66-3.3
1976-77	29-29	183-376	.487	74-108	.685	241-8.3	440-15.2
1977-78	29-29	190-357	.532	65-97	.670	228-7.9	445-15.3
1978-79	26-26	148-326	.454	53-90	.589	196-7.5	349-13.4
Totals	104-85	546-1,126	.485	208-317	.656	723-7.0	1,300-12.5

13. TOM BAACK - 1,299 POINTS

6-5, 192, F, 1966-68, Fort Wayne, Ind. (Concordia)

Tom Baack, a 1995 Nebraska Hall of Fame inductee, finished his career with 1,299 points, a figure that stood as the school record until guard Jerry Fort came along 10 years later. He played on three straight winning NU teams from 1965 through 1968, and helped the Huskers to an NIT appearance in 1966-67—NU's first-ever bid to the nation's oldest postseason tournament. Known for his satin-smooth jump shot, Baack had a 17.3 points-per-game average for his career, which still ranks third in school history. Baack served as an assistant at Nebraska for eight seasons after his playing days. He was selected in the 10th round of the 1968 NBA Draft by the Detroit Pistons.



Season	G	FG-FGA	Pct.	FT-FTA	Pct.	Reb.-Avg.	TP-Avg.
1965-66	25	147-325	.452	92-108	.852	106-4.2	386-15.4
1966-67	25	188-401	.469	73-90	.811	152-6.1	449-18.0
1967-68	25	191-412	.466	82-99	.828	134-5.4	464-18.6
Totals	75	526-1,138	.462	247-297	.832	392-5.2	1,299-17.3

14. STUART LANTZ - 1,269 POINTS

6-3, 175, G, 1966-68, Uniontown, Pa.

Stuart Lantz teamed with Tom Baack to give Nebraska a potent one-two offensive punch. Lantz finished his career with 1,269 points and 571 rebounds. A two-time All-Big Eight pick, Lantz went on to play eight years in the NBA with four teams (San Diego/Houston Rockets, Detroit Pistons, New Orleans Jazz, Los Angeles Lakers). A charter member of the Nebraska Basketball Hall of Fame, Lantz had his jersey (No. 22) retired in the fall of 1989. He has been the Lakers' television color commentator since 1987.



Season	G	FG-FGA	Pct.	FT-FTA	Pct.	Reb.-Avg.	TP-Avg.
1965-66	25	125-290	.431	56-85	.659	199-8.0	306-12.2
1966-67	25	190-368	.516	101-129	.783	193-7.7	481-19.2
1967-68	25	173-349	.495	136-181	.757	179-7.2	482-19.2
Totals	75	488-1,007	.485	293-395	.742	571-7.6	1,269-16.9

15. CHUCK JURA - 1,255 POINTS

6-10, 220, C, 1970-72, Schuyler, Neb.

One of the top all-around centers in Nebraska history, Chuck Jura's 1,255 points rank 15th on the school's all-time list, and trail Stuart Lantz's career total by 14 points. Jura earned All-Big Eight honors as a senior and was an academic All-Big Eight choice. One of only six players in NU history to average more than 20 points in a season (21.2), Jura ranks sixth on the rebounding chart (740) and his 11.7 rebounds per game (305 total) in his final season are still an NU single-season record. Like Lantz, Jura was a charter member of the Nebraska Basketball Hall of Fame. A third-round NBA draft pick by the Chicago Bulls, Jura played professional basketball in Europe for several seasons.



Season	G	FG-FGA	Pct.	FT-FTA	Pct.	Reb.-Avg.	TP-Avg.
1969-70	25	99-205	.483	51-86	.593	192-7.7	249-9.9
1970-71	26	181-306	.592	93-160	.594	243-9.3	455-17.5
1971-72	26	220-399	.551	111-181	.613	305-11.7	551-21.2
Totals	77	500-910	.549	255-427	.597	740-9.6	1,255-16.3

16. LARRY FLORENCE - 1,223 POINTS

6-5, 220, F, 1997-2000, Phoenix City, Ala.

Forward Larry Florence surpassed the 1,000-point milestone midway through the 1999-2000 season. Florence ranks third at Nebraska in career starts (105) and is tied for eighth in games played (123). A four-year starter, Florence was Nebraska's captain as a senior and led the Huskers in scoring at 13.0 points per game. In his senior season, Florence earned honorable-mention All-Big 12 honors from the league's coaches. Florence also earned the reputation as a strong defender and a hard worker in the weight room. He was named the Husker Power Male Athlete of the Year for all sports in 1999 and was a three-time men's basketball lifter of the year.



Season	G-GS	FG-FGA	Pct.	3FG-Att.	Pct.	FT-FTA	Pct.	Reb.-Avg.	TP-Avg.
1996-97	30-29	92-240	.383	1-7	.143	41-58	.707	113-3.8	226-7.5
1997-98	30-19	115-259	.444	1-5	.200	37-63	.587	110-3.7	268-8.9
1998-99	33-27	133-262	.508	1-4	.250	73-99	.737	135-4.1	340-10.3
1999-00	30-30	156-389	.401	8-32	.250	69-105	.657	161-5.4	389-13.0
Totals	123-105	496-1,150	.431	11-48	.229	220-325	.677	519-4.2	1,223-9.9

17. JACK MOORE - 1,204 POINTS

5-9, 165, G, 1979-82, Muncie, Ind. (Central)

Jack Moore will long be remembered by Husker faithful for his gummy play on the basketball court. He was honored with the 1982 Naismith Award, which is presented annually to the nation's top player under 6-feet tall. During his four-year career, Moore scored 1,204 points, and shot .901 from the free-throw line—among the all-time best career marks in NCAA Division I history. Moore's .901 free-throw percentage broke the Big Eight record for career marksmanship, which had been held by his coach, Moe Iba. A consensus All-Big Eight selection as a senior, Moore was the first Husker cager to earn first-team academic All-Big Eight honors for three straight seasons, and his 382 career assists stand seventh on NU's all-time chart. Nebraska's MVP Award is named in honor of Moore, who was killed in a March 1984 plane crash. Moore was inducted into the Nebraska Basketball Hall of Fame in 1993.



Season	G-GS	FG-FGA	Pct.	FT-FTA	Pct.	Reb.-Avg.	TP-Avg.
1978-79	20-0	21-61	.344	21-25	.840	19-1.0	63-3.2
1979-80	31-30	137-291	.471	184-211	.872	53-1.7	458-14.8
1980-81	27-27	111-221	.502	118-128	.922	54-2.0	340-12.6
1981-82	27-27	110-257	.428	123-131	.939	58-2.1	343-12.7
Totals	105-84	379-830	.457	446-495	.901	184-1.8	1,204-11.5

18. BRIAN CARR - 1,182 POINTS

6-0, 165, G, 1984-87, Muncie, Ind. (Burriss)

Brian Carr is the only player in Nebraska history to score 1,000 points and collect more than 600 assists in a career. Carr, who finished his four-year career with 14 Nebraska school records, scored 1,182 points and collected 682 assists. The 682 assists ranked as the third-best total in Big Eight history, behind only former Kansas stars Cedric Hunter and Jacque Vaughn. Carr also ranks second in career minutes played at NU. A second-team All-Big Eight selection as a senior (UPI), Carr was a two-time, first-team academic All-Big Eight performer. Carr was inducted into the Nebraska Basketball Hall of Fame in 2001.



Season	G-GS	FG-FGA	Pct.	3FG-Att.	Pct.	FT-FTA	Pct.	Reb.-Avg.	TP-Avg.
1983-84	30-0	59-114	.518	---	.000	19-32	.594	22-0.7	137-4.6
1984-85	30-30	118-210	.562	---	.000	48-58	.828	58-1.9	284-9.5
1985-86	30-30	139-293	.464	---	.000	79-93	.849	51-1.7	357-11.9
1986-87	33-33	131-325	.403	58-157	.369	84-104	.808	47-1.4	404-12.2
Totals	123-93	447-942	.475	58-157	.369	230-287	.801	178-1.4	1,182-9.6

19. BRIAN BANKS - 1,150 POINTS

6-0, 160, G, 1976-79, Hammond, Ind.

The other half of the "Hammond Hustlers," along with Carl McPipe, Brian Banks was a three-year starter at guard for the Huskers from 1976-77 through 1978-79. His best season was as a junior in 1977-78, when he averaged 14 points and helped NU to a 22-8 record and an NIT bid. For his efforts, Banks earned first-team All-Big Eight honors. He was inducted into the Nebraska Basketball Hall of Fame in 1999.



Season	G-GS	FG-FGA	Pct.	FT-FTA	Pct.	Reb.-Avg.	TP-Avg.
1975-76	27-1	42-93	.452	38-49	.776	33-1.2	122-4.5
1976-77	29-29	160-330	.485	66-100	.660	73-2.5	386-13.3
1977-78	30-30	173-351	.493	73-103	.709	84-2.8	419-14.0
1978-79	24-23	96-212	.453	31-46	.674	66-2.8	223-9.3
Totals	110-83	471-986	.478	208-298	.698	256-2.3	1,150-10.5

20. MARVIN STEWART - 1,138 POINTS

6-3, 180, G, 1969-71, Chicago, Ill. (Dunbar)

Marvin Stewart finished his three-year career with 1,138 points, and is remembered by Husker fans as one of the finest fast-breaking guards in NU history. In his senior season, Stewart averaged 21.4 points, the fourth-best season average in school history, and earned first-team All-Big Eight honors. Stewart owns the distinction of being the only 1,000-point club member to top the mark in fewer than 70 games, as he appeared in just 66. Stewart was a second-round draft selection of the NBA's Chicago Bulls in 1971. He was inducted into the Nebraska Basketball Hall of Fame in 1994.



Season	G	FG-FGA	Pct.	FT-FTA	Pct.	Reb.-Avg.	TP-Avg.
1968-69	26	137-321	.426	107-150	.713	66-2.5	381-14.6
1969-70	14	83-174	.477	35-56	.625	28-2.0	201-14.4
1970-71	26	215-426	.505	126-153	.824	54-2.1	556-21.4
Totals	66	435-921	.472	268-359	.747	148-2.2	1,138-17.2

21. CLIFFORD SCALES - 1,136 POINTS

6-2, 170, G, 1988-91, Maywood, Ill. (Westchester St. Joseph)

A steady player throughout his four-year Nebraska career, Clifford Scales tallied 1,136 points from 1988 through 1991. An honorable-mention All-Big Eight pick as a senior and a member of UPJ's All-Big Eight Defensive team, Scales' 177 career steals ranked as the most ever by a Cornhusker cager when he completed his career. One of five double-figure scorers on the 1990-91 Nebraska team at 10.2 points per game, Scales hit a then-school-record 45.6 percent from 3-point range as a senior. He co-captained the Huskers' record-setting 26-8 squad during the 1990-91 season.



Season	G-GS	FG-FGA	Pct.	3FG-Att.	Pct.	FT-FTA	Pct.	Reb.-Avg.	TP-Avg.
1987-88	31-5	71-139	.511	3-10	.300	25-35	.714	41-1.3	170-5.5
1988-89	32-27	122-253	.482	6-19	.316	52-77	.675	91-2.8	302-9.4
1989-90	26-26	112-219	.511	10-24	.417	84-100	.840	93-3.6	318-12.2
1990-91	34-34	136-291	.467	26-57	.456	48-60	.800	110-3.2	346-10.2
Totals	123-96	441-901	.489	45-110	.409	209-272	.768	335-2.7	1,136-9.2

22. CARL HAYES - 1,136 POINTS

6-9, 200, F, 1990-92, Chicago, Ill. (Westchester St. Joseph)

An exciting player in the open court, Carl Hayes finished his three-year Nebraska career with 1,136 points, which is tied for 21st on NU's all-time chart along with former high school and college teammate Clifford Scales. A two-time honorable-mention All-Big Eight performer, Hayes was a starter on NU teams that earned back-to-back NCAA Tournament bids, including the Husker squad that won a school-record 26 games in 1991.



Season	G-GS	FG-FGA	Pct.	3FG-Att.	Pct.	FT-FTA	Pct.	Reb.-Avg.	TP-Avg.
1989-90	28-19	121-261	.464	5-16	.313	92-132	.697	138-4.9	339-12.1
1990-91	34-28	192-390	.492	1-12	.600	75-125	.600	179-5.3	460-13.5
1991-92	28-16	126-294	.429	31-84	.369	54-103	.524	155-5.5	337-12.0
Totals	90-63	439-945	.465	37-112	.330	221-360	.614	472-5.2	1,136-12.6

23. CARY COCHRAN - 1,082 POINTS

6-1, 190, G, 1999-2002, Minden, Iowa (Tri-Center)

One of the most dangerous long-distance threats in Nebraska and Big 12 history, Cary Cochran topped the 1,000-point mark during his senior campaign. Cochran set Nebraska records for career (268), single-season (89) and single-game (8) 3-pointers during his senior season. He led the team in scoring at 14.0 points per game as a senior, and led the conference and nation in free-throw percentage by hitting 92.2 percent at the charity stripe. For his career, Cochran was an 89.6 percent shooter from the foul line, and was second in Nebraska history by hitting 42.5 percent from behind the arc. Cochran was an honorable-mention All-Big 12 pick by the coaches as a senior, and earned academic all-district and all-conference honors.



Season	G-GS	FG-FGA	Pct.	3FG-Att.	Pct.	FT-FTA	Pct.	Reb.-Avg.	TP-Avg.
1998-99	32-0	52-130	.400	39-98	.398	29-31	.935	45-1.4	173-5.4
1999-00	29-11	73-193	.378	62-160	.388	20-25	.800	73-2.5	228-7.9
2000-01	30-23	92-200	.460	78-165	.473	27-31	.871	71-2.4	289-9.6
2001-02	28-28	116-277	.419	89-207	.430	71-77	.922	93-3.3	392-14.0
Totals	119-62	333-800	.416	268-630	.425	147-164	.896	282-2.4	1,082-9.1

24. HERSCHELL TURNER - 1,056 POINTS

G, 1958-60, Indianapolis, Ind. (Shortbridge)

The first Husker cager to top the 1,000-point mark, Herschell Turner finished his career with 1,056 points. Turner teamed with Al Maxey to provide a strong offensive punch for Coach Jerry Bush's teams in the late 1950s. A first-team All-Big Eight selection as a senior, Turner earned All-America honors as a junior. Turner was a strong rebounder and held NU's single-season rebounding record (244) for 10 seasons, until Leroy Chalk grabbed 257 rebounds in 1969. Turner finished his career with 626 rebounds, which ranks 13th on NU's all-time chart. He was a sixth-round draft choice of the NBA's Syracuse Nationals in 1960. He was inducted into the Nebraska Basketball Hall of Fame in 1990.



Season	G	FG-FGA	Pct.	FT-FTA	Pct.	Reb.-Avg.	TP-Avg.
1957-58	23	82-211	.389	82-136	.603	189-8.2	246-10.7
1958-59	25	146-361	.404	136-183	.743	244-9.8	428-17.1
1959-60	24	143-326	.439	96-155	.619	193-8.0	382-15.9
Totals	72	371-898	.413	314-474	.662	626-8.7	1,056-14.7

Nebraska Basketball from A to Z

A

Academic All-Conference– NU has had 51 academic all-league picks. The Huskers trail only Kansas in all-time first-team academic all-conference selections.

Academic All-Americans– The Huskers have produced five.

All-Americans– Nebraska has had eight.

Armory– Home of Husker basketball until the NU Coliseum opened its doors in the mid-1920s.

Attendance– Nebraska has averaged more than 10,000 fans per game over a complete season 18 times in the Bob Devaney Sports Center.

B

Baack, Tom– Ranks 13th on Nebraska's all-time scoring list with 1,299 points and served as an assistant coach under Moe Iba.

Belcher, Cookie– Holds Nebraska single-game, season and career steals records, along with the Big 12 steals record at 353. He owns NU's career record for games played, games started and minutes played.

Big 12– One of the nation's toughest basketball conferences comprised of Nebraska, Kansas, Kansas State, Iowa State, Oklahoma, Oklahoma State, Missouri, Colorado, Baylor, Texas, Texas A&M and Texas Tech. Big 12 Conference play began in 1996-97.

Big Eight– Nebraska's conference from 1960 until 1996.

Boone, Jaron– Husker swingman from 1993 to 1996 who ranks in the top five in nine career categories, including scoring (6th, 1,609) and assists (3rd, 446).

Branch, Nate– Former Husker went on to fame with the Harlem Globetrotters.

Browne, William– Guided Huskers to 1937 Big Six title.

Bush, Jerry– Known as the "Big Bear of the Coliseum," this popular Husker coach guided NU from 1955 to 1963, and directed two of the greatest upsets ever – a 43-41 victory over top-ranked Kansas and Wilt Chamberlain, and a 55-48 victory over No. 4 Kansas State and Olympian Bob Boozer during the 1957-58 campaign.

C

Carr, Brian– Nebraska's all-time assist leader, with 682 from 1984 to 1987.

Carrier, Sam– First Husker cager to earn All-America honors (1913).

Chalk, Leroy– Third on Nebraska's all-time rebounding list with 782 boards.

Cipriano, Joe– Second-winningest coach in school history with all-time mark of 253-197 from 1964 through 1980.

Coliseum– Home of Nebraska basketball from 1926-27 season through 1975-76 campaign.

D

Day, Bernard– Ranks as highest-scoring junior college transfer in school history with 802 points from 1985 to 1987.

Devaney, Bob– Longtime Nebraska football coach and athletic director who passed away in May of 1997. Nebraska's home court, the Bob Devaney Sports Center, which opened its doors for the 1976-77 season, bears his name. The Devaney Center underwent a major facelift for the 1999-2000 season and has had several updates in the past decade, including a major overhaul of the locker room and coaches offices in 2007



Cookie Belcher set the Nebraska and Big 12 record for steals and ranked third in NCAA history with 353 during his Husker career.

E

Ekwall, Rex– Standout for NU in mid-1950s whose 10.4 career rebound average still ranks as a school record.

ESPN– The national cable network which features a Big 12 game on its weekly "Big Monday" package. NU last played on Big Monday against Kansas on Jan. 29, 2007.

F

First-Round Draft Choices– Nebraska had three in the 1990s, Rich King (1991), Eric Piatkowski (1994) and Tyronn Lue (1998).

Fort, Jerry– First three-time first-team All-Big Eight selection in school history who finished his career with 1,882 points, which currently ranks third all-time at Nebraska.

G

Good, Harry– Served as NU head coach from 1947 through 1954 and guided the Huskers to shares of the 1949 and 1950 Big Seven titles. He was enshrined into the Citizens Savings College Basketball Hall of Fame in 1975.

H

Hamilton, Venson– The 1999 Big 12 Player of the Year and Nebraska's all-time leader in career rebounds and blocked shots.

Hammond Hustlers– Nickname given to Hammond, Ind., natives Brian Banks and Carl McPipe, who finished their careers with 1,150 and 1,300 points, respectively.

Hare, Fred– His follow-up basket at the buzzer with no time left gave Nebraska a 74-73 upset of No. 1 Michigan and Cazzie Russell in Lincoln during the 1964-65 season.

Hokuf, Steve– Standout all-around athlete who earned first-team all-conference honors in football, won the Big Six javelin title and earned All-America and all-conference honors in basketball.

Hoppen, Dave– NU's all-time leading scorer with 2,167 points who was the second three-time first-team All-Big Eight pick in school history and the first player in school history to have his jersey number (42) retired.

I

Iba, Moe– The son of legendary coach Henry P. Iba, Moe posted 106 wins on the Husker bench from 1981 to 1986 and guided the school to its first "official" NCAA Tournament berth in 1986.

International– The NCAA allows schools to take a foreign trip once every four years, allowing the Huskers to visit Australia (1988, 2004) and Europe (1992) in recent years.

J

Johnson, Bill– Grabbed a school single-game record 26 rebounds against Iowa State in 1954.

Jura, Chuck– Earned first-team All-Big Eight honors on the court and in the classroom as a senior in 1972. Averaged a school-record 11.7 rebounds per game in 1971-72.

K

Kansas– The Jayhawks and Huskers first met on March 2, 1900, a game that was the first meeting of present-day Big 12 opponents.

King, Rich– Became the first first-round NBA draft pick in school history when the Seattle SuperSonics selected him with the 14th selection of the 1991 draft.

Kubacki, Jim– Hit game-winning jumper to beat No. 1 Kansas and Wilt Chamberlain, 43-41, during the 1957-58 season.

L

Lantz, Stuart– Two-time first-team All-Big Eight pick (1967-68) who went on to an eight-year NBA career and had his Husker jersey number (22) retired in 1989. He has spent more than a decade as a broadcaster on the Los Angeles Lakers' television network.

Lehmer, Frank– First basketball coach in school history (1897-99), he finished career with a 7-3 record.

Lue, Tyronn– 1998 All-Big 12 pick who ranks eighth in career scoring at Nebraska and is tied for the school record with seven 30-point games. A first-round NBA draft pick in 1998.



M

- Maclay, Don- Earned All-America honors in 1931.
- Maric, Aleks- Australian big man finished his career fifth in scoring (1,630 points) and second in rebounding (1,080). He was only the third player in Big 12 history with more than 1,500 points and 1,000 rebounds.
- Matzke, John and Stan- Stan lettered from 1952 through 1955, while his son, John, was a second-team academic All-America pick in 1984.
- Moore, Jack- One of the most popular Cornhuskers ever, he earned the 1982 Naismith Award as the nation's top player under six feet. Nebraska's most valuable player award is named in honor of Moore, who was killed in a 1984 plane crash.
- Moore, Mikki- One of four Huskers to play in NBA after signing as a free agent. Led the NBA in field-goal percentage in 2007, the first undrafted player in league history to accomplish the feat. He is currently with Boston.

N

- National Basketball Association- Twenty-six Huskers have been drafted by NBA teams over the years. Two Huskers - Mikki Moore and Tyronn Lue - were active during the 2008-09 season.
- National Invitation Tournament- NU has made a Big 12-leading 16 appearances in the nation's oldest postseason tournament with its most recent berth coming in 2009. NU captured the 1996 tournament title, defeating St. Joseph's in Madison Square Garden.
- NCAA Tournament- The Huskers have earned six bids to the "Big Dance," including five bids in the 1990s with the last coming in 1998.
- Nee, Danny- Winningest coach in Nebraska history, who posted a 254-190 record in 14 seasons from 1986 to 2000 and led NU to 11 postseason appearances.

O

- Overtime- The Huskers are 56-38 all-time in OT games, including 18-5 at home in the Bob Devaney Sports Center.

P

- Parsons, Robert- Two-time first-team All-Big Six performer who earned All-America honors in 1937.
- Phillips 66- Title sponsor for the Big 12 Championship.
- Polish Rifle- Nickname of two-time All-Big Eight pick and 1994 Big Eight Tournament MVP Eric Piatkowski, Nebraska's second all-time leading scorer before spending 13 years in the NBA with four teams. He was inducted to the Nebraska Basketball Hall of Fame in 2006, the same year he had his jersey (No. 52) retired. He now serves as the Huskers' TV color analyst.
- Postseason- Nebraska has made 22 all-time appearances.

Q

- Quadruple- Nebraska and UAB played four overtimes on Dec. 22, 1979, (NU won 92-84), in the school's longest game ever.

R

- Rankings- Nebraska posted its highest year-end national rankings ever in 1990-91, finishing at No. 9 in UPI and No. 11 in AP.
- Rebounder's Club- Booster organization for NU basketball.
- Red Zone- The Nebraska student section at the Devaney Center.
- Retherford, Claude- Leading scorer on NU's 1949 Big Seven championship team and a two-time first-team all-conference selection.

S

- Sadler, Doc- Husker head coach since 2006-07 who won more games in first three years at Nebraska (55) than any predecessor.
- Sauer, George- The only Husker football All-American to earn a basketball letter, he was an All-America fullback in 1933 and lettered on the hardwood in 1932 and 1933.
- Simmons, Grant- First-team All-Big Eight pick in 1966 and the school's first first-team academic All-Big Eight selection.
- Smith, Andre- 1981 Big Eight Player of the Year, and NU's only conference player of the year until Venson Hamilton in 1999.
- Stewart, Marvin- The only player in school history to reach the 1,000-point plateau in fewer than 70 career games.
- Stiehm, E.O.- NU's first full-time basketball coach (1912-15) and the only man in conference history to win league titles in football (1912, 1913, 1914) and basketball (1912, 1913, 1914) in the same year.
- Strickland, Erick- A three-year starter for Nebraska who is second on the Huskers' steals list and seventh in scoring. Strickland played in the NBA for nine seasons, including his final



Andre Smith was the Big Eight Player of the Year in 1981, one of only two Huskers to earn the conference's top honor.

two with the Milwaukee Bucks. He was inducted into the Nebraska Basketball Hall of Fame in 2009.

T

- Three-Pointers- Nebraska hit a school-record 267 3-pointers during the 2001-02 campaign. Brian Carr hit the first 3-pointer in school history in a game at Cal-Irvine during the 1986-87 season.
- Titles- Nebraska won or shared seven league titles, all prior to 1951. NU also captured the 1994 Phillips 66 Big Eight Tournament title.
- Turner, Herschell- All-American player who was first Husker to score 1,000 career points. Later went on to fame with the Harlem Globetrotters.

U

- Upset- NU has knocked off three No. 1 teams, handing Kansas a 43-41 loss in 1958, Michigan a 74-73 loss in 1964-65 and Missouri a 67-51 loss at Columbia during the 1981-82 campaign. Nebraska nearly added a top-ranked victim in 1996-97 when it took Kansas to overtime before losing 82-77, and another in 2001-02 when it fell to Kansas by just one point, 88-87, in Lincoln as NU hit a school-record 18 3-pointers.

V

- van Poelgeest, Richard- Born in The Netherlands, van Poelgeest was a four-year letterwinner from 1987 through 1990.
- Volz, "Mutt"- First-team All-Missouri Valley Conference guard in 1925.

W

- Wahlquist, George- All-America guard on NU's 1936 Big Six championship team.
- Walsh, W.W.- The first first-team all-conference performer in school history (1909).
- Whitehead, Bus- Two-time first-team All-Big Seven pick and the catalyst of the Huskers' 1949 and 1950 league title teams. Named as the captain of NU's all-time basketball team and earned the first Distinguished Hall of Fame Alumni award in 2003.

X

- Xavier- Ended Nebraska's most successful basketball season ever by handing the No. 3-seed Huskers an 89-84 loss in the first round of the 1991 NCAA Tournament at Minneapolis, Minn. NU finished with a school-record 26 victories against just eight losses.

Y

- YMCA- Nebraska's first basketball game was played against a team from the Lincoln YMCA, Feb. 1, 1897. NU won 11-8.

Z

- Zero- Number of home losing seasons by Nebraska in Devaney Center history.

Nebraska Basketball Hall of Fame

Danny Nee and Erick Strickland were the most recent inductees into the Nebraska Basketball Hall of Fame, becoming the 60th and 61st members of the elite basketball fraternity on Jan. 17, 2009.

Nee recorded more wins at Nebraska than any coach, accumulating 254 victories over 14 years. He owned a .572 winning percentage (254-190) at Nebraska while leading the Huskers to five NCAA Tournament and six NIT berths. Nee is the only coach since 1950 to lead the Huskers to a league or national-level title, helping Nebraska to the 1994 Big Eight Tournament and the 1996 National Invitation Tournament (NIT) titles.

Nee led NU to a school-record 26 wins in 1991 and earned league coach-of-the-year accolades as the Huskers posted the school's highest-ever final ranking of No. 9 (UPI) and 11 (AP). He coached 10 of Nebraska's 24 1,000-point scorers and recruited and coached all three of NU's first-round selections in the NBA Draft (Rich King, 1991; Eric Piatkowski, 1994; Tyrone Lue, 1998), as well as 1999 Big 12 Player of the Year Venson Hamilton (second-round NBA pick).

Strickland was a key component of Husker squads that won 79 games between 1992-93 and 1995-96, with three seasons earning at least 20 wins. During his career, Strickland played in two NCAA Tournaments and two NITs, including helping Nebraska win five straight games in March to earn the 1996 NIT championship.

Along the way, Strickland played in 127 games with 84 starts, while averaging 12.5 points per game for his career. He had his best scoring season as a junior when he averaged 16.3 points per game and hit a career-best 54 3-pointers. A native of Bellevue, Neb., Strickland was the MVP of the 1996 NIT and earned Big Eight All-Defensive Team honors three times. Following his Husker career, Strickland earned a spot in the NBA as a free agent, playing nine years in the league.

Also in 2009, Kent Pavelka was the 19th person to earn the Bud Cuca Special Merit Award, given to an individual who helps shape the Husker basketball program from a supporting role. The award was renamed in 2003 in honor of Bud Cuca, a long-time NU basketball supporter who passed away that year following a battle with cancer. Pavelka returned to the microphone as the Huskers' basketball voice in 2006-07, and now has more than 20 years under his belt calling Nebraska hoops. He is a six-time winner of the Nebraska Sportscaster of the Year Award.

Earning a special honor from the Nebraska Basketball Hall of Fame was Rex Ekwall, a letterwinner for NU from 1955 to 1957. Ekwall still holds the Nebraska career record for rebounding average, as he pulled in 679 boards in 65 games for an average of 10.4 per game. More than 50 years after he last played, Ekwall is still 10th on the rebounds chart and 35th in scoring at Nebraska (880 points, 13.5 points per game).

Ekwall was the second former Husker to earn the Nebraska Basketball Hall of Fame Distinguished Alumni Award, following Bus Whitehead who received the inaugural honor in 2003. The award honors a former player and Hall of Fame member who has been a positive force in the state and local community since his playing days ended.

The Nebraska Basketball Hall of Fame was the brainchild of longtime Husker athletic supporter Jerry Solomon, who first approached the University about the project in 1988. Solomon, along with Jack Bock, Dale Herman and Dale Jensen, provided financial support for the Hall of Fame at that time. The Hall is now co-sponsored by the Nebraska Athletic Department and the Rebounders Club.



From left: Kent Pavelka, Rex Ekwall and coach Danny Nee joined Erick Strickland during the festivities around the 2009 Nebraska Basketball Hall of Fame inductions.

HALL OF FAME MEMBERS (61)

1989 (11)
James Buchanan, 1950-51-52
Sam Carrier, 1911-12-13
Steve Hokuf, 1930-31-33
Chuck Jura, 1970-71-72
Stuart Lantz, 1966-67-68
Don Maclay, 1929-30-31
Robert Parsons, 1936-37-38
Claude Retherford, 1947-48-49
Mathias "Mutt" Volz, 1923-24-25
George Wahlquist, 1933-35-36
Coach Harry Good, 1947-54

1990 (3)
Herschell Turner, 1958-59-60
Milton "Bus" Whitehead, 1948-49-50
Coach Joe Cipriano, 1964-80

1991 (3)
Leroy Chalk, 1969-70-71
Jerry Fort, 1973-74-75-76
Coach Jerry Bush, 1955-63

1992 (4)
Sid Held, 1940-41-42
Rex Ekwall, 1955-56-57
Marvin Stewart, 1969-70-71
Coach W.H. Browne, 1933-40

1993 (4)
Bob Pierce, 1949-50-51
Bill Johnson, 1952-53-54-55
Grant Simmons, 1964-65-66
Jack Moore, 1979-80-81-82

1994 (4)
Bob Cerv, 1947-48-49-50
Tom Russell, 1961-62
Nate Branch, 1965-66-67
Andre Smith, 1978-79-80-81

1995 (4)
Carl Olson, 1928-29
Don Fitz, 1939-40-41
Al Maxey, 1959-60
Tom Baack, 1966-67-68

1996 (7)
Walter Henrion, 1932-33
Gary Reimers 1956-57-58
Wilson Fitzpatrick, 1958
Bob Grattop, 1968-69-70
Bob Siegel, 1974-75-76-77
Dave Hoppen, 1983-84-85-86
Coach Moe Iba, 1981-86

1997 (3)
Elmer Dohrmann, 1936-37-38
Fred Seger, 1952-53-54
Tom Scantlebury, 1968-69-70

1998 (3)
Paul Amen, 1936-37-38
Willard Fagler, 1952-53-54-55
Willie Campbell, 1965-66-67

1999 (3)
Don Smidt, 1956-57-58
Jim Kubacki, 1956-57-58
Brian Banks, 1976-77-78-79

2000 (3)
Daryl Petsch, 1962-63-64
Larry Cox, 1974-75-76
Stan Cloudy, 1983-84

2001 (3)
Brian Carr, 1984-85-86-87
Rich King, 1988-89-90-91
Floyd Ebaugh, 1936-37-38

2002 (2)
Clifford Scales, 1988-89-90-91
Willard Witte, 1928-29-30

2003 (1)
Beau Reid, 1988-89-90-91

2006 (1)
Eric Piatkowski, 1991-92-93-94

2009 (2)
Erick Strickland, 1993-94-95-96
Coach Danny Nee, 1987-2000

HALL OF FAME ALUMNI AWARD

2003-Milton "Bus" Whitehead, Lincoln
2009-Rex Ekwall

BUD CUCA SPECIAL MERIT AWARD

1989-Ed Childress and Bud Cuca, Lincoln
1990-Paul Schneider, Lincoln
1991-Bob Devaney, Lincoln
1992-Don Bryant, Lincoln
1993-Tony Sharpe, Lincoln
1994-George Sullivan, Lincoln
1995-Jerry Lott, Lincoln
1996-Al Papik, Lincoln
1997-Mel Worster and Woody Varner, Lincoln
1998-Ed Kaplan, Houston, Texas and Jerry Solomon, Lincoln
1999-Lloyd Castner, Columbus and Dick Perry, Lincoln
2000-Larry Frederick, Lincoln
2001-George Andreas, Lincoln
2003-George "Butch" Lindley, Omaha
2009-Kent Pavelka, Omaha

Nebraska Coaching Ledger



Doc Sadler
2007-present



L.F. Klein
1946



Paul Schlisser
1920-21



Barry Collier
2001-2006



A.J. Lewandowski
1941-45



Dr. E.J. Stewart
1917-19



Danny Nee
1987-2000



William Browne
1933-40



Sam Waugh
1916



Moe Iba
1981-86



Charles T. Black
1927-32



E.O. Stiehm
1912-15



Joe Cipriano
1964-80



Ernest Bearg
1926



O.F. Field
1911



Jerry Bush
1955-63



W.E. Kline
1924-25



T.J. Hewiat
1910



Harry Good
1947-54



Owen A. Frank
1922-23



R.G. Clapp
1904-09



HEAD COACHING RECORDS (BY PERCENTAGE)

Coach	Season(s)	Years	Games	Won	Lost	Pct.	Conf. Titles
T.P. Hewitt	1900	1	5	5	0	1.000	0
Sam Waugh	1916	1	14	13	1	.929	1
Paul Schlisser	1920-21	2	42	37	5	.881	0
E.O. Stiehm	1912-15	4	70	56	14	.800	3
Frank Lehmer	1897-99	3	10	7	3	.700	0
W.E. Kline	1924-25	2	35	23	12	.657	0
Fred Morrell	1902	1	8	5	3	.625	0
Moe Iba	1981-86	6	177	106	71	.599	0
Walter Hiltner	1903	1	12	7	5	.583	0
Doc Sadler	2007-09	3	95	55	40	.579	0
R.G. Clapp	1904-09	6	102	59	43	.578	0
Danny Nee	1987-2000	14	444	254	190	.572	0 (1 B8T)
Joe Cipriano	1964-80	17	450	253	197	.562	0 (1 B8HT)
Dr. E.J. Stewart	1917-19	3	52	29	23	.558	0
O.F. Field	1911	1	18	9	9	.500	0
E. Berry	1901	1	6	3	3	.500	0
Charles T. Black	1927-32	6	108	51	57	.472	0
Barry Collier	2001-06	6	180	89	91	.494	0
Harry C. Good	1947-54	8	185	86	99	.465	2
Ernest Bearg	1926	1	18	8	10	.444	0
William Browne	1933-40	8	151	64	87	.424	1
Owen A. Frank	1922-23	2	35	14	21	.400	0
Jerry Bush	1955-63	9	213	81	132	.380	0
T.J. Hewiat	1910	1	16	6	10	.375	0
L.F. Klein	1946	1	20	7	13	.350	0
A.J. Lewandowski	1941-45	5	87	24	63	.276	0
Totals	1897-2008	112	2,491	1,315	1,176	.528	7 (1B8T)

ALL-TIME ASSISTANT COACHES

Name	Years
Amen, Paul	1940-41
Anwar, David	2007-pres.
Armstrong, Charles	1938, 1942-40
Baack, Tom	1978-86
Bargen, Gary	1987-95
Benford, Tony	2006-2008
Broughton, Mike	2003
Campbell, Dave	2001-02
Carter, Tim	1984
Cipriano, Randy	1982-86
Farley, Doug	1985-86
Fisher, Morris	1935-37
Francis Jr., Jerome	2006
Gates, Bob	1964-66
Gay, Larry	2000
Hammond, John	1981
Harshman, Dave	1978
Harrell, Bill	1968-69
Hill, Cleo	1999-2000
Howard, Scott	1996-98
Hughes, Rex	1970-72
Iba, Moe	1971-80
Johnson, Bill	1996-97
Lewandowski, A.J.	1938-40
Mathews, Philip	2007-pres.
Mitchem, Lynn	1987-92
Mouton, Kevin	2001
Novsek, Doug	2003-06
Porter, Lonnie	1973-77
Rankin, Reggie	2001-03
Reid, Arden	1987-89
Roese, Walter	2009-pres.
Roth, Randy	1997-2000
Sharpe, Tony	1947-63
Smith, Jeff	1990-95
Spinelli, Scott	2004-06
Spoonhour, Charlie	1982-83
Stevens, Ed	1967
Stewart, Ron	1980
Williams, Jimmy	1993-99
Whitehead, Milton "Bus"	1955

113 Years of Nebraska Basketball

Year	All Games		Conference		Conference Finish	Highlights, Notes	1962-63	6	19	1	13	8th, Big Eight	School-record 19 losses
	W	L	W	L									
1896-97	2	0	0	0	None	both games seven-on-seven	1963-64	7	18	5	9	tie 6th, Big Eight	Joe Cipriano's first season
1897-98	1	3	0	0	None	all games against YMCA teams	1964-65	10	15	5	9	tie 6th, Big Eight	beat No. 1 Michigan in Lincoln
1898-99	4	0	0	0	None	Neb. Wesleyan first collegiate foe	1965-66	20	5	12	2	2nd, Big Eight	first winning season in 15 years, school's second 20-win campaign
1899-1900	5	0	0	0	None	first meeting with Kansas							finished season ranked 11th (UPI)
1900-01	3	3	0	0	None	win streak reaches 13 games							Grant Simmons, All-Big Eight
1901-02	5	3	0	0	None		1966-67	16	9	10	4	tie 2nd, Big Eight	first-ever NIT Tournament bid, Stuart Lantz, All-Big Eight
1902-03	7	5	0	0	None		1967-68	15	10	8	6	tie 3rd, Big Eight	Lantz, All-Big Eight pick
1903-04	9	5	0	0	None	Wisconsin is first Big Ten foe							NU won Big Eight Holiday title
1904-05	11	5	0	0	None		1968-69	12	14	5	9	tie 6th, Big Eight	
1905-06	12	2	0	0	None	then-school record 12 wins	1969-70	16	9	7	7	tie 3rd, Big Eight	
1906-07	10	6	0	0	None	NU record 74-point win vs. Crete	1970-71	18	8	8	6	4th, Big Eight	Marvin Stewart, All-Big Eight
1907-08	9	10	4	2	2nd, MVC	first losing season in 10 years	1971-72	14	12	7	7	4th, Big Eight	Chuck Jura, All-Big Eight
1908-09	8	15	5	5	2nd, MVC	W.W. Walsh, first-team MVC	1972-73	9	17	4	10	tie 6th, Big Eight	
1909-10	6	10	6	2	2nd, MVC	E.O. Perry, first-team MVC	1973-74	14	12	7	7	4th, Big Eight	Jerry Fort, All-Big Eight
1910-11	9	9	6	6	2nd, MVC	J.P. Gibson, A.O. Frank, All-MVC	1974-75	14	12	7	7	4th, Big Eight	Jerry Fort, All-Big Eight, then-school-record 40 points against Missouri
1911-12	14	1	8	0	1st, MVC	Won season's final nine games	1975-76	19	8	10	4	3rd, Big Eight	Jerry Fort, All-Big Eight, finished with then-school-record 1,882 points, last season in NU Coliseum
1912-13	17	2	10	0	1st, MVC	Sam Carrier, Ross Haskell, All-MVC; Carrier, All-American	1976-77	15	14	7	7	5th, Big Eight	first season in Devaney Center
1913-14	15	3	7	0	1st, MVC		1977-78	22	8	9	5	2nd, Big Eight	NU makes 2nd NIT appearance
1914-15	10	8	8	4	2nd, MVC	first MVC loss in four years	1978-79	14	13	7	7	5th, Big Eight	Brian Banks, All-Big Eight
1915-16	13	1	12	0	1st, MVC	perfect 12-0 in Missouri Valley	1979-80	18	13	8	6	tie 2nd, Big Eight	Andre Smith, All-Big Eight
1916-17	12	10	4	8	5th, MVC		1980-81	15	12	9	5	tie 2nd, Big Eight	Smith, Big Eight POW
1917-18	7	7	4	5	5th, MVC		1981-82	16	12	7	7	tie 4th, Big Eight	Jack Moore, All-Big Eight
1918-19	10	6	10	6	3rd, MVC	Carl Johnson, All-MVC pick	1982-83	22	10	9	5	tie 3rd, Big Eight	NU reached NIT semifinals
1919-20	22	2	0	0	None	then-NU record 22 wins stood for 71 seasons, no conference affiliation	1983-84	18	12	7	7	3rd, Big Eight	Second straight NIT bid, Dave Hoppen, All-Big Eight
1920-21	15	3	9	1	2nd, MVC		1984-85	16	14	5	9	tie 5th, Big Eight	Hoppen, All-Big Eight, set six school records
1921-22	8	9	8	8	tie 4th, MVC		1985-86	19	11	8	6	3rd, Big Eight	NU's first-ever NCAA berth, Hoppen, All-Big Eight, finished as NU's all-time leading scorer
1922-23	6	12	5	11	6th, MVC		1986-87	21	12	7	7	5th, Big Eight	third place in NIT
1923-24	11	7	10	6	3rd, MVC		1987-88	13	18	4	10	7th, Big Eight	first losing season in 15 years
1924-25	12	5	11	5	2nd, MVC	Orr Goodson, Mutt Volz, All-MVC	1988-89	17	16	4	10	7th, Big Eight	second NIT bid in three years
1925-26	8	10	7	7	5th, MVC	first season in NU Coliseum	1989-90	20	18	3	11	7th, Big Eight	
1926-27	12	6	7	5	4th, MVC	Clark Smatha, All-MVC pick	1990-91	26	8	9	5	3rd, Big Eight	School-record 26 wins, finished with highest-ever ranking at No. 9, NU-record tying 14 straight wins
1927-28	7	11	7	11	tie 7th, MVC	all games vs. league foes	1991-92	19	10	7	7	5th, Big Eight	Second straight NCAA bid
1928-29	11	5	5	5	3rd, Big Six	first season of play in Big Six	1992-93	20	11	8	6	tie 2nd, Big Eight	Third straight NCAA bid, Eric Piatkowski, All-Big Eight
1929-30	9	9	6	4	3rd, Big Six	Don Maclay, first-team All-Big Six	1993-94	20	10	7	7	4th, Big Eight	Fourth straight NCAA bid, second straight 20-win season, Big Eight Tournament champs
1930-31	9	9	6	4	3rd, Big Six	Don Maclay, All-American	1994-95	18	14	4	10	7th, Big Eight	NIT bid, fifth straight postseason
1931-32	3	17	2	8	6th, Big Six	Steve Hokuf, first-team All-Big Six	1995-96	21	14	4	10	7th, Big Eight	NIT Champions
1932-33	3	13	2	8	tie 5th, Big Six	Hokuf, All-Big Six, All-American	1996-97	18	15	7	9	7th, Big 12	School-record seventh straight postseason appearance (NIT)
1933-34	7	11	5	5	4th, Big Six		1997-98	20	12	10	6	4th, Big 12	First NCAA berth in four years, Tyrone Lue, All-Big 12
1934-35	6	12	3	7	5th, Big Six		1998-99	20	13	10	6	tie 5th, Big 12	Ninth straight postseason (NIT)
1935-36	13	8	7	3	2nd, Big Six	George Wahlquist, All-Big Six, All-American	1999-2000	11	19	4	12	tie 8th, Big 12	See is NU's winningest coach
1936-37	13	7	8	2	tie 1st, Big Six	shared Big Six title, Robert Parsons, All-Big Six, All-American	2000-01	14	16	7	9	7th, Big 12	Collier's first season with Huskers
1937-38	9	11	4	6	tie 3rd, Big Six	Parsons, All-Big Six	2001-02	13	15	6	10	tie 7th, Big 12	Cochran career record 268 3-ptrs.
1938-39	7	13	3	7	5th, Big Six		2002-03	11	19	3	13	12th, Big 12	NU's school record for losses
1939-40	6	12	2	8	tie 4th, Big Six		2003-04	18	13	6	10	9th, Big 12	First postseason bid under Collier
1940-41	8	10	6	4	3rd, Big Six	Sid Held, Don Fritz, All-Big Six	2004-05	14	14	7	9	t8th, Big 12	McCray, Maric set NU frosh records
1941-42	6	13	4	6	4th, Big Six		2005-06	19	14	7	9	6th, Big 12	Second postseason bid in three years
1942-43	6	10	5	5	tie 3rd, Big Six		2006-07	17	14	6	10	t7th, Big 12	First season under Doc Sadler
1943-44	2	13	1	9	tie 5th, Big Six	fewest wins in 46 seasons	2007-08	20	13	7	9	t7th, Big 12	12th 20-win season, postseason NIT
1944-45	2	17	1	9	6th, Big Six		2008-09	18	13	8	8	8th, Big 12	first .500 record in Big 12 in decade
1945-46	7	13	3	7	tie 4th, Big Six		Totals	1,353	1,202	610	676	6 NCAA, 16 NIT appearances	second straight postseason NIT
1946-47	10	14	3	7	tie 5th, Big Six	league Holiday tourney begins							
1947-48	11	13	5	7	5th, Big Seven	first year of Big Seven							
1948-49	16	10	9	3	tie 1st, Big Seven	NU lost in NCAA District game, Claude Retherford, Big Seven MVP							
1949-50	16	7	8	4	tie 1st, Big Seven	Bus Whitehead, All-Big Seven							
1950-51	9	14	4	8	5th, Big Seven	Bus Whitehead, All-Big Seven							
1951-52	7	17	3	9	7th, Big Seven	Jim Buchanan, All-American, All-Big Seven							
1952-53	9	11	4	8	6th, Big Seven								
1953-54	8	13	5	7	tie 4th, Big Seven								
1954-55	9	12	6	6	tie 3rd, Big Seven								
1955-56	7	16	3	9	6th, Big Seven	defeated Wooden-coached UCLA							
1956-57	11	12	5	7	tie 4th, Big Seven								
1957-58	10	13	5	7	tie 4th, Big Seven	defeated two No. 4 teams							
1958-59	12	13	5	9	tie 5th, Big Eight	first season of Big Eight							
1959-60	7	17	4	10	tie 7th, Big Eight	Herschell Turner, All-Big Eight, NU's first 1,000-point scorer							
1960-61	10	14	4	10	6th, Big Eight								
1961-62	9	16	5	9	tie 5th, Big Eight								

Year-by-Year Results

1896-97

Overall Record: 2-0

Home: 2-0 Away: 0-0

Coach: Frank Lehmer

H	2/2	Lincoln YMCA.....W	11	8
H	2/23	Lincoln YMCA.....W	23	14

Season Notes: Six years after Dr. James Naismith invented the game, NU fielded its first team...Coach Frank Lehmer guided first team...both games were played seven-on-seven.

1897-98

Overall Record: 1-3

Home: 0-3 Away: 1-0

Coach: Frank Lehmer

H	1/8	Lincoln YMCA.....L	9	15
H	1/15	Omaha YMCA.....L	12	16
H	2/1	Lincoln YMCA.....L	13	20
A	2/22	Omaha YMCA.....W	10	9

Season Note: After three straight losses to open season, Nebraska ended its second year of intercollegiate basketball with 10-9 win over Omaha YMCA in its first-ever road game.

1898-99

Overall Record: 4-0

Home: 3-0 Away: 1-0

Coach: Frank Lehmer

H	12/13	Nebraska Wesleyan.....W	37	5
H	1/17	Doane.....W	52	7
H	1/20	Omaha YMCA.....W	21	14
A	2/2	Nebraska Wesleyan.....W	57	3

Season Notes: Second undefeated season in school history...final season for NU's first coach, Frank Lehmer...after six games in first two seasons of intercollegiate basketball against Lincoln and Omaha YMCA teams, Huskers faced first collegiate opponent in Nebraska Wesleyan.

1899-1900

Overall Record: 5-0

Home: 5-0 Away: 0-0

Coach: T.P. Hewitt

H		Nebraska Wesleyan.....W	42	9
H		Lincoln YMCA.....W	39	7
H		Doane.....W	57	3
H		Omaha YMCA.....W	26	14
H	3/2	Kansas.....W	48	8

Season Notes: Third and final undefeated season in school history...Kansas game at Lincoln was first-ever between Big Eight Conference schools and ranks as worst loss ever for Jayhawks...W.E. Anderson had school's first 30-point game with 34 vs. KU...Coach T.P. Hewitt's only season.

1900-01

Overall Record: 3-3

Home: 2-1 Away: 1-2

Coach: E. Berry

A		Omaha YMCA.....W	13	11
H		Lincoln YMCA.....W	10	8
H		Omaha YMCA.....W	20	12
H		Omaha YMCA.....L	20	28
A		Fond du Lac.....L	20	32
A		Stevens Point A.C.....L	13	38

Season Notes: NU opened season with three straight wins to run win streak to 13 straight, but then dropped final three games to finish .500...third consecutive .500 or better record...only season for Coach E. Berry.

1901-02

Overall Record: 5-3

Home: 3-0 Away: 2-3

Coach: Fred Morrell

H	1/18	Nebraska Wesleyan.....W	63	14
H	2/1	Lincoln YMCA.....W	32	30
A	2/15	Minnesota.....L	9	52
A	2/17	Sioux City YMCA.....W	42	24
A	2/28	Haskell.....L	29	79
A	3/1	Kansas.....W	35	29

A	3/3	Topeka YMCA.....L	36	52
H	3/22	Topeka YMCA.....W	27	13

Season Notes: First and only season for Coach Fred Morrell...fourth straight .500 or better season.

1902-03

Overall Record: 7-5

Home: 3-1 Away: 4-4

Coach: Walter Hiltner

H	12/18	Lincoln YMCA.....W	25	18
A	1/17	Haskell.....L	18	25
H	1/24	Lincoln YMCA.....L	24	35
H	1/31	Kansas.....W	23	18
A	2/3	Denver YMCA.....W	44	29
A	2/4	Colorado College.....W	39	11
A	2/5	Colorado.....W	28	12
A	2/6	Greeley High.....W	25	15
A	2/7	Cheyenne Business.....L	28	42
H	2/20	Lincoln YMCA.....W	33	20
A	3/6	Minnesota Ag.....L	4	13
A	3/7	Minnesota.....L	14	41

Season Notes: In only season under Coach Walter Hiltner, Nebraska posted 7-5 record...fifth straight .500-plus campaign.

1903-04

Overall Record: 9-5

Coach: R.G. Clapp

(Sites and dates unavailable)

		Nebraska Wesleyan.....W	47	10
		Highland Park.....L	N/A	N/A
		Lincoln High.....W	49	26
		Nebraska Wesleyan.....L	31	32
		Lincoln YMCA.....L	N/A	N/A
		Lincoln YMCA.....W	N/A	N/A
		Nebraska Wesleyan.....W	31	12
		Nebraska Wesleyan.....W	25	9
		Omaha Christian.....W	35	26
		Sioux City YMCA.....L	14	49
		Morningside.....W	57	27
		Minnesota.....L	21	42
		Minneapolis YMCA.....W	15	10
H		Wisconsin.....W	25	22

Season Notes: In first season under Coach R.G. Clapp, Nebraska won school-record nine games...Wisconsin was first Big Ten school to play Huskers at Lincoln.

1904-05

Overall Record: 11-5

Coach: R.G. Clapp

(Sites and dates unavailable)

		Nebraska Wesleyan.....W	32	31
		Highland Park.....L	34	39
		Nebraska Wesleyan.....W	57	23
		Omaha YMCA.....W	24	21
		Fort Dodge.....W	53	27
		Shattuck.....W	44	22
		Minnesota.....W	22	21
		Minnesota.....W	28	25
		Omaha YMCA.....L	29	30
		Baker.....W	49	19
		Port Washington.....W	47	36
		Ripon.....L	28	32
		Menasha.....W	37	19
		Lawrence.....W	37	24
		Lewis.....L	32	61
		Chicago Central.....L	22	59

Season Note: Huskers won then-school-record 11 games.

1905-06

Overall Record: 12-2

Home: 4-1 Away: 8-1

Coach: R.G. Clapp

H	1/13	Kansas City A.C.....W	33	22
H	1/29	Kansas City YMCA.....W	25	24
H	2/3	Baker.....W	34	23
H	2/12	Kansas.....L	17	37
A	2/19	Kansas State.....W	50	14
A	2/20	Fort Riley.....W	43	13
A	2/21	Baker.....W	33	27
A	2/22	Independence.....W	41	16
A	2/23	Kansas City A.C.....L	21	49
A	2/25	Kansas City A.C.....W	26	25
H	3/15	Brown "B".....W	57	12
A	3/20	Bellevue.....W	39	27
A	3/21	Fort Dodge.....W	33	23
A	3/22	Shattuck.....W	59	23

Season Note: Nebraska won then-school-record 12 games with just two losses.



Nebraska's first basketball team posted a 2-0 record in 1896-97.

1906-07

Overall Record: 10-6
Home: 5-0 Away: 5-6
Coach: R.G. Clapp

A	1/4	Crete.....	W	82	8
A	1/11	Nebraska Wesleyan.....	W	38	26
H	1/26	Central City.....	W	40	9
H	1/28	Iowa.....	W	25	17
H	2/9	Kansas.....	W	32	19
A	2/14	Fort Dodge.....	W	34	22
A	2/15	Minnesota.....	L	19	20
A	2/16	Minnesota.....	L	18	20
A	2/18	Hudson.....	W	26	25
A	2/19	Marshfield (Co. A).....	W	33	16
A	2/20	Portage (Co. F).....	L	23	27
A	2/21	Wisconsin.....	L	31	35
A	2/22	Iowa.....	L	29	32
A	2/23	Grinnell.....	L	21	27
H	3/1	Denver.....	W	40	13
H	3/25	Nebraska Wesleyan.....	W	59	11

Season Notes: Nebraska posted ninth straight .500 or better record, third consecutive under Coach R.G. Clapp..74-point margin of victory over Crete (82-8) is largest in school history.

1907-08

Overall Record: 9-10 Conference: 4-2 in Missouri Valley (2nd)
Home: 3-3 (2-2) Away: 6-7 (2-0)
Coach: R.G. Clapp

A	12/18	Nebraska Wesleyan.....	W	33	19
H	1/11	Muscatine.....	L	21	39
A	1/15	Kansas State.....	W	36	18
A	1/16	Washburn.....	W	26	25
A	1/17	Kansas.....	W	20	17
A	1/18	Kansas.....	W	23	21
H	1/23	Highland Park.....	W	51	23
H	1/31	Missouri.....	W	41	30
H	2/1	Missouri.....	W	43	31
H	2/21	Kansas.....	L	26	28
H	2/22	Kansas.....	L	25	28
A	2/28	Minnesota.....	L	12	43
A	2/29	Minnesota.....	L	10	32
A	3/2	Portage.....	L	16	39
A	3/3	Wisconsin.....	L	4	43
A	3/4	DePaul.....	W	25	18
A	3/5	Morrison.....	L	19	23
A	3/6	Iowa.....	L	26	39
A	3/7	Grinnell.....	L	14	37

Season Notes: First season as member of Missouri Valley Conference...Huskers won MVC North Division title with 4-2 record, but because of scheduling difficulties, did not play a game against a team in own division...Husker Wilbur Wood was nation's second black college basketball player

at a predominately white institution...Jumbo Stiehm, who would later become NU's football and basketball coach, scored 24 points in Wisconsin's 43-4 victory at Madison...second sub-.500 record in school history.

1908-09

Overall Record: 8-15 Conference: 5-5 in Missouri Valley (2nd)
Home: 5-5 (4-0) Away: 3-10 (1-5)
Coach: R.G. Clapp

H	12/12	Cotner.....	W	28	24
H	12/17	Lincoln YMCA.....	L	16	34
A	1/7	Kansas State.....	W	36	31
A	1/8	Kansas.....	L	13	48
A	1/9	Kansas.....	L	17	36
H	1/15	Iowa State.....	W	42	20
H	1/16	Iowa State.....	W	40	21
H	1/22	Drake.....	W	39	30
H	1/23	Drake.....	W	34	12
H	1/30	Kansas.....	L	13	18
H	2/1	Missouri.....	L	24	26
A	2/5	Minnesota.....	L	17	24
A	2/6	Minnesota.....	L	21	39
A	2/8	Iowa State.....	L	16	22
A	2/9	Iowa State.....	W	31	17
A	2/10	Drake.....	L	12	34
A	2/11	Drake.....	L	15	25
H	2/19	Minnesota.....	L	26	28
H	2/20	Minnesota.....	L	20	29
KC	3/4	Kansas.....	L	22	28
KC	3/5	Kansas.....	L	15	24
KC	3/6	Kansas.....	W	32	29
A	3/8	Nebraska Wesleyan.....	L	32	62

Season Notes: For second straight year, Nebraska captured MVC Northern Division title...Kansas took two of three games against Cornhuskers in playoff at Kansas City, Mo., and won conference title...W.W. Walsh earned first-team All-MVC honors, first NU player ever honored...Coach R.G. Clapp retired after six seasons.

1909-10

Overall Record: 6-10 Conference: 6-2 in Missouri Valley (2nd)
Home: 4-3 (4-0) Away: 2-7 (2-2)
Coach: T.J. Hewiat

A	1/6	Kansas State.....	L	16	27
A	1/7	Kansas.....	L	17	32
A	1/8	Kansas.....	L	16	40
H	1/21	Iowa State.....	W	24	21
H	1/22	Iowa State.....	W	29	26
H	1/28	Drake.....	W	40	14
H	1/29	Drake.....	W	27	6
A	2/8	Drake.....	W	20	16

A	2/10	Drake.....	W	22	13
A	2/11	Iowa State.....	L	23	34
A	2/12	Iowa State.....	L	17	18
H	2/14	Kansas State.....	L	17	28
A	2/18	Minnesota.....	L	14	33
A	2/19	Minnesota.....	L	9	27
H	2/26	Kansas.....	L	20	40
H	2/27	Kansas.....	L	13	40

Season Notes: In only season under Coach T.J. Hewiat, Nebraska finished 6-10...Huskers won MVC North Division title for third straight year, but Kansas had better division record than NU and was declared conference champion...E.O. Perry was first-team All-Missouri Valley Conference pick.

1910-11

Overall Record: 9-9 Conference: 6-6 in Missouri Valley (2nd)
Home: 6-3 (4-2) Away: 3-6 (2-4)
Coach: O.F. Field

H	1/7	Cotner.....	L	17	35
H	1/14	Nebraska Wesleyan.....	W	42	26
H	1/20	Iowa State.....	W	41	20
H	1/21	Iowa State.....	L	31	33
A	1/26	Morningside.....	W	23	19
A	1/27	Minnesota.....	L	10	25
A	1/28	Minnesota.....	L	15	40
H	2/4	South Dakota.....	W	30	25
A	2/6	Iowa State.....	L	27	31
A	2/7	Iowa State.....	W	22	19
A	2/8	Missouri.....	L	26	39
A	2/9	Missouri (OT).....	L	36	37
A	2/10	Kansas.....	W	15	11
A	2/11	Kansas.....	L	12	37
H	2/24	Kansas.....	W	38	28
H	2/25	Kansas.....	W	34	24
H	2/26	Missouri.....	W	30	23
H	2/27	Missouri.....	L	20	23

Season Notes: NU finished second in Missouri Valley Conference, three games behind Kansas...J.P. Gibson and O.A. Frank earned first-team All-Missouri Valley Conference honors...NU's first-ever overtime game.

1911-12

Overall Record: 14-1 Conference: 8-0 in Missouri Valley (1st)
Home: 6-0 (4-0) Away: 8-1 (4-0)
Coach: E.O. "Jumbo" Stiehm

H	1/12	Drake.....	W	42	24
H	1/13	Drake.....	W	35	13
A	1/18	Kansas State.....	W	26	25
A	1/19	Kansas.....	W	30	27
A	1/20	Kansas.....	W	30	26
A	1/26	Minnesota.....	L	15	40
A	1/27	Morningside.....	W	62	10
H	2/2	Iowa State.....	W	33	12
H	2/3	Iowa State.....	W	40	14
A	2/21	Drake.....	W	33	15
A	2/22	Drake.....	W	46	14
A	2/23	Iowa State.....	W	31	21
A	2/24	Iowa State.....	W	31	12
H	3/1	Kansas.....	W	49	21
H	3/2	Kansas.....	W	29	28

Season Notes: Huskers claimed MVC North Division crown with 8-0 record...after 25-point loss at Minnesota in sixth game of season, Nebraska won final nine games...in first season as Husker mentor, Stiehm made history by becoming first coach in conference history to win football and basketball titles in the same academic year...he repeated the feat a year later.

1912-13

Overall Record: 17-2 Conference: 10-0 in Missouri Valley (1st)
Home: 10-0 (5-0) Away: 7-2 (5-0)
Coach: E.O. "Jumbo" Stiehm

H	1/11	Cotner.....	W	29	18
H	1/17	Omaha X.....	W	46	13
H	1/18	Nebraska Wesleyan.....	W	39	26
A	1/23	St. Joseph's.....	W	25	11
A	1/24	Sacred Heart.....	W	31	9
A	1/25	Minnesota.....	L	11	20
H	1/31	Drake.....	W	32	7
H	2/1	Drake.....	W	24	15
A	2/7	Nebraska Wesleyan.....	W	27	20



The 1911-12 team captured the school's first Missouri Valley Conference title.



H	2/15	Kansas State.....	W	27	16
A	2/19	Drake.....	W	21	4
A	2/20	Drake.....	W	25	11
A	2/21	Iowa State.....	W	29	12
A	2/22	Iowa State.....	W	16	10
H	2/28	Iowa State.....	W	28	8
H	3/1	Iowa State.....	W	24	12
H	3/10	Kansas.....	W	40	25
A	3/11	Kansas.....	W	18	16
N	3/12	Kansas*.....	L	24	30

*Manhattan, Kan.

Season Notes: Huskers won North Division title with 10-0 record, recognized as league champion...dropped playoff game to South Division champ Kansas, 30-24, at Manhattan, Kan...Ross Haskell and Sam Carrier were first-team All-Missouri Valley Conference selections; Carrier also earned All-America honors.

1913-14

Overall Record: 15-3 Conference: 7-0 in Missouri Valley (1st)
Home: 7-2 (4-0) Away: 8-1 (3-0)
Coach: E.O. "Jumbo" Stiehm

H	1/10	Omaha X.....	W	44	22
H	1/17	Cotner.....	W	56	11
H	1/23	Nebraska Wesleyan.....	W	29	20
H	1/24	Nebraska Wesleyan.....	L	18	24
A	2/5	St. Joseph's.....	W	48	11
A	2/6	Minnesota.....	W	21	16
A	2/7	Minnesota.....	W	14	9
A	2/9	Fort Dodge Co. G.....	W	38	22
H	2/13	Drake.....	W	32	20
H	2/14	Drake.....	W	31	10
A	2/17	Omaha Alumni.....	W	40	19
A	2/18	Simpson.....	L	21	22
A	2/19	Drake.....	W	36	17
A	2/20	Iowa State.....	W	15	9
A	2/21	Iowa State.....	W	16	3
H	2/27	Iowa State.....	W	24	16
H	2/28	Iowa State.....	W	41	13
H	3/5	Wesleyan Auto.....	L	19	31

Season Notes: Nebraska captured Missouri Valley Conference North Division crown with 7-0 record...squad was known as "Point a Minute" team, because it was reported to be so fast it took a movie camera to catch it.

1914-15

Overall Record: 10-8 Conference: 8-4 in Missouri Valley (2nd)
Home: 3-2 (3-1) Away: 7-6 (5-3)
Coach: E.O. "Jumbo" Stiehm

A	1/6	Ft. Dodge (Co. G).....	L	18	23
A	1/7	Hamline.....	W	20	9
A	1/8	Minnesota.....	L	18	22
A	1/9	Minnesota.....	L	9	23
H	1/15	Iowa State.....	W	32	15
H	1/16	Iowa State.....	W	25	12
A	1/20	Kansas State.....	W	26	19
A	1/21	Kansas State.....	W	26	20
A	1/22	Kansas.....	L	18	43
A	1/23	Kansas.....	L	23	30
A	2/5	Nebraska Wesleyan.....	W	13	9
A	2/10	Drake.....	W	14	5
A	2/11	Drake.....	W	23	14
A	2/12	Iowa State.....	W	24	12
A	2/13	Iowa State.....	L	11	25
H	2/19	Drake.....	L	19	20
H	2/20	Drake.....	W	27	11
H	3/3	Nebraska Wesleyan.....	L	15	39

Season Notes: Huskers finished second in Missouri Valley Conference race, three games back of first-place Kansas... final season for Coach E.O. Stiehm.

1915-16

Overall Record: 13-1 Conference: 12-0 in Missouri Valley (1st)
Home: 8-0 (8-0) Away: 5-1 (4-0)
Coach: Sam Waugh

H	1/14	Kansas.....	W	34	33
H	1/15	Kansas.....	W	40	27
H	1/21	Drake.....	W	41	12
H	1/22	Drake.....	W	44	16
A	1/30	Burgess-Nash.....	W	24	20
H	2/4	Iowa State.....	W	35	21
H	2/5	Iowa State.....	W	31	14

H	2/11	Kansas State.....	W	21	20
H	2/12	Kansas State.....	W	26	25
A	2/18	Nebraska Wesleyan.....	L	19	23
A	2/23	Drake.....	W	34	24
A	2/24	Drake.....	W	40	15
A	2/25	Iowa State.....	W	23	14
A	2/26	Iowa State.....	W	29	17

Season Notes: Huskers won Missouri Valley Conference title with 12-0 record; finished 13-1 in only season under direction of Coach Sam Waugh... lone loss was 23-19 decision to cross-town rival Nebraska Wesleyan.

1916-17

Overall Record: 12-10 Conference: 4-8 in Missouri Valley (5th)
Coach: Dr. E.J. Stewart

(Some sites and dates unavailable)

Simpson.....	W	20	13
Cotner.....	W	42	10
Grinnell.....	L	9	22
St. Joseph's.....	W	21	11
St. Thomas (Minn.).....	W	23	8
Hamline.....	W	15	8
Brandeis (Omaha).....	W	29	11
York College.....	W	23	14
Nebraska Wesleyan.....	W	27	14
H 2/9 Missouri.....	L	16	18
H 2/10 Missouri.....	L	7	18
A Kansas State.....	L	13	45
A Kansas State.....	L	10	34
A 2/16 Kansas.....	W	21	19
A 2/17 Kansas.....	L	10	30
A 2/22 Iowa State.....	L	7	19
A 2/23 Iowa State.....	L	17	24
Drake.....	W	23	13
Drake.....	W	26	18
Nebraska Wesleyan.....	L	15	18
H 3/9 Iowa State.....	L	22	24
H 3/10 Iowa State.....	W	24	21

Season Note: First season on sideline for Coach E.J. Stewart.

1917-18

Overall Record: 7-7 Conference: 4-5 in Missouri Valley (5th)
Home: 3-3 (1-1) Away: 4-4 (3-4)
Coach: Dr. E. J. Stewart

H	Camp Funston.....	L	14	43
H	Fort Dodge.....	W	19	16
H	Fort Dodge.....	L	14	21
A	Washington (Mo.).....	L	17	44
A 2/8	Missouri.....	L	9	22
A 2/9	Missouri.....	L	8	16
H 2/15	Kansas.....	W	24	23
H 2/16	Kansas.....	L	25	31
A	Nebraska Wesleyan.....	W	18	10
H	Nebraska Wesleyan.....	W	24	14
A	Drake.....	W	32	10
A	Drake.....	W	21	14
A	Kansas State.....	W	31	23
A	Kansas State.....	L	16	26

Season Note: Eighth straight .500 or better record.

1918-19

Overall Record: 10-6 Conference: 10-6 in Missouri Valley (3rd)
Home: 6-3 (6-3) Away: 4-3 (4-3)
Coach: Dr. E.J. Stewart

A 1/22	Drake.....	W	34	13
A 1/23	Grinnell.....	W	24	14
A 1/24	Grinnell.....	L	15	16
A 1/25	Drake.....	W	24	14
H 1/30	Drake.....	L	15	22
H 2/1	Drake.....	W	19	9
H 2/7	Washington (Mo.).....	W	35	25
H 2/8	Washington (Mo.).....	W	28	13
H 2/14	Missouri.....	W	28	26
H 2/15	Missouri.....	W	21	14
A 3/5	Kansas.....	L	17	31
A 3/6	Kansas.....	W	29	24
H 3/8	Kansas State.....	L	32	34
A 3/9	Kansas State.....	L	21	30
H 3/12	Grinnell.....	W	27	15
H 3/13	Grinnell.....	L	21	22

Season Notes: NU finished third in Missouri Valley Conference race...Carl Jackson was first-team all-conference pick, first for Huskers in six seasons...final season for Coach E.J. Stewart.

1919-20

Overall Record: 22-2 Conference: No conference affiliation
Home: 11-1 Away: 11-1
Coach: Paul Schlisser

H 12/17	Morningside.....	W	37	14
H 12/18	Morningside.....	W	39	9
H 1/9	Omaha Athletic Club.....	W	51	10
H 1/10	Omaha Athletic Club.....	W	26	23
A 1/13	Hastings.....	W	47	9
A 1/14	Colorado College.....	W	32	19
A 1/15	Colorado College.....	L	23	25
A 1/16	Colorado.....	W	27	16
A 1/17	Colorado.....	W	24	17
H 1/23	South Dakota.....	W	41	12
H 1/24	South Dakota.....	W	33	12
H 2/5	Indiana.....	L	20	24
H 2/6	Indiana.....	W	38	18
H 2/13	Michigan State.....	W	43	26
H 2/14	Michigan State.....	W	39	20
A 2/20	Notre Dame.....	W	25	18
H 2/21	Notre Dame.....	W	31	15
A 2/24	Morningside.....	W	44	12
A 2/25	Morningside.....	W	50	13
A 2/26	Knox (OT).....	W	31	24
A 2/27	Valparaiso.....	W	30	17
A 2/28	Valparaiso.....	W	35	20
H 3/5	Colorado College.....	W	23	9
H 3/6	Colorado College.....	W	33	12

Season Notes: Playing without a conference affiliation for first time since 1906-07 season, Nebraska finished with first 20-win season ever (22 victories)...fewest losses for NU since 1915-16 season...22 wins would stand as school record until 1990-91 campaign...first season on Husker sideline for Coach Paul Schlisser.

1920-21

Overall Record: 15-3 Conference: 9-1 in Missouri Valley (2nd)
Home: 10-1 (6-0) Away: 5-2 (3-1)
Coach: Paul Schlisser

A 1/1	Illinois.....	W	30	25
A 1/3	Illinois.....	L	24	26
A 1/4	Illinois Wesleyan.....	W	32	1
H 1/14	Grinnell.....	W	31	10
H 1/15	Grinnell.....	W	28	15
H 1/21	South Dakota.....	W	39	13
H 1/31	Oklahoma.....	W	34	20
H 2/1	Oklahoma.....	W	28	15
A 2/9	Iowa State.....	L	30	38
A 2/10	Iowa State.....	W	32	23
A 2/11	Grinnell.....	W	31	16
A 2/12	Grinnell.....	W	29	22
H 2/18	Notre Dame.....	W	25	18
H 2/19	Notre Dame.....	W	39	21
H 2/25	Colgate.....	L	15	21
H 2/26	Colgate.....	W	24	15
H 3/4	Iowa State.....	W	33	16
H 3/5	Iowa State.....	W	37	11

Season Notes: Nebraska finished second in the conference race with 9-1 mark...final season for coach Paul Schlisser.

1921-22

Overall Record: 8-9 Conference: 8-8 in Missouri Valley (4-4th)
Home: 4-4 (4-4) Away: 4-5 (4-4)
Coach: Owen A. Frank

A 1/4	Wisconsin.....	L	14	27
H 1/7	Washington (Mo.).....	W	31	23
A 1/9	Iowa State.....	W	21	14
H 1/13	Missouri.....	L	31	46
H 1/14	Grinnell.....	W	27	17
H 1/19	Kansas.....	L	15	25
A 1/27	Oklahoma.....	L	21	29
H 2/4	Iowa State.....	L	7	26
A 2/7	Grinnell.....	W	28	25
A 2/14	Kansas State.....	W	25	24
A 2/18	Drake.....	L	32	34
H 2/22	Oklahoma.....	W	39	34
A 2/24	Missouri.....	L	16	55
A 2/25	Washington (Mo.).....	W	33	32
H 2/28	Drake.....	L	15	29
H 3/3	Kansas State.....	W	21	13
A 3/6	Kansas.....	L	18	41

Season Note: In first season under Coach Owen A. Frank, Nebraska finished 8-9 overall, 8-8 in MVC.



1922-23

Overall Record: 6-12 Conference: 5-11 in Missouri Valley (6th)
Home: 2-7 (1-7) Away: 4-5 (4-4)
Coach: Owen A. Frank

A	1/5	Kansas	L	20	30
A	1/6	Kansas State	W	21	15
H		Drake	L	18	30
H		Oklahoma	W	25	19
H	1/22	Missouri	L	18	33
A	1/25	Drake	L	25	36
A	1/26	Iowa State	W	21	15
A	1/27	Grinnell	W	20	13
H		Grinnell	L	17	32
H	2/3	Iowa State	L	17	21
A		Oklahoma	L	25	31
H	2/12	Kansas	L	15	36
H		Kansas State	L	14	17
H		Washington (Mo.)	L	32	34
A	2/24	Missouri	L	22	39
A		Washington (Mo.)	W	24	22
H		Nebraska Wesleyan	W	24	22
A		Creighton	L	24	46

Season Note: Final season for Coach Owen A. Frank.

1923-24

Overall Record: 11-7 Conference: 10-6 in Missouri Valley (3rd)
Home: 8-2 (7-2) Away: 3-5 (3-4)
Coach: W.E. Kline

A		Kansas City A.C.	L	18	27
H	1/5	Missouri	W	24	18
H		Oklahoma	W	35	21
H		Kansas State	W	27	14
A	1/17	Kansas State	L	23	26
A	1/18	Kansas	L	18	19
A		Oklahoma	L	20	32
H	1/26	Kansas	L	10	13
H		Creighton	W	25	21
A		Drake	L	15	19
A		Grinnell	W	32	19
A	2/8	Missouri	W	31	11
A	2/9	Washington (Mo.)	W	32	18
H		Grinnell	W	32	18
H		Washington (Mo.)	W	38	17
A	2/27	Iowa State	W	18	16
H	3/3	Iowa State	W	27	14
H		Drake	L	12	25

Season Note: Nebraska finished 11-7 in Coach W.E. Kline's rookie season.

1924-25

Overall Record: 12-5 Conference: 11-5 in Missouri Valley (2nd)
Home: 6-2 (6-2) Away: 6-3 (5-3)
Coach: W.E. Kline

A	1/9	Kansas State	W	23	11
A	1/10	Oklahoma	W	23	18
H	1/17	Drake	W	20	8
H	1/31	Kansas	L	20	25
H	2/7	Oklahoma	W	31	17
H	2/9	Grinnell	W	35	27
H	2/13	Kansas State	W	32	20
A	2/17	Kansas	L	20	28
A	2/20	Washington (Mo.)	W	24	20
A	2/21	Missouri	W	25	20
H	2/24	Iowa State	W	37	17
H	2/27	Missouri	W	24	21
A	2/28	Creighton	W	15	11
A	3/2	Drake	L	10	18
A	3/3	Grinnell	L	21	36
A	3/4	Iowa State	W	28	13
H	3/5	Washington (Mo.)	L	16	36

Season Notes: In second and final season under Coach W.E. Kline, Huskers finished second to Kansas in Missouri Valley Conference race...Orr Goodson and Mutt Volz were first-team all-conference picks, first time a Husker player had been so honored since 1918-19 season; first time two NU players landed spot on first unit since 1912-13.

1925-26

Overall Record: 8-10 Conference: 7-7 in Missouri Valley (5th)
Home: 4-5 (4-3) Away: 4-5 (3-4)
Coach: Ernest Bearg

H	12/18	South Dakota	L	19	20
A	1/2	Kansas City A.C.	L	20	36
A	1/9	Creighton	W	20	15
H	1/16	Grinnell	W	24	14
H	1/23	Iowa State	W	18	13
A	1/30	Grinnell	W	39	18
A	2/1	Iowa State	W	27	12
A	2/2	Drake	W	23	21
H	2/6	Kansas	L	14	25
A	2/9	Kansas State	L	26	41
H	2/15	Creighton	L	11	15
H	2/16	Kansas State	L	21	28
H	2/19	Missouri	L	24	26
H	2/20	Washington (Mo.)	W	26	20
A	2/27	Kansas	L	17	30
H	3/1	Drake	W	22	21
A	3/5	Missouri	L	22	24
A	3/6	Washington (Mo.)	L	14	22

Season Notes: In only season under Coach Ernest Bearg, Huskers finished 8-10...after playing in Grant Hall since 1897, NU dropped first-ever game in NU Coliseum to Kansas, 25-14.

1926-27

Overall Record: 12-6 Conference: 7-5 in Missouri Valley (4th)
Home: 7-2 (4-2) Away: 5-4 (3-3)
Coach: Charles T. Black

A		Hillyard's	L	20	36
A		Kansas State	L	23	34
A		Washington (Mo.)	W	37	20
A	1/15	Missouri	W	35	23
A	1/19	Kansas	W	27	24
H		Drake	L	34	35
H	1/29	Iowa State	W	35	19
A		Oklahoma	W	37	29
A		Oklahoma State	L	24	27
H		Grinnell	W	30	22
H		Kansas State	W	26	24
H		Missouri	W	27	22
H		Oklahoma	W	36	26
H		Washington (Mo.)	W	41	24
H	2/26	Kansas	L	25	34
H		Oklahoma State	W	35	25
A	3/3	Iowa State	L	24	26
A	3/4	Drake	W	46	32

Season Notes: In first season under Coach Charles T. Black, a former Kansas All-American, Huskers finished 12-6 and 7-5 in Missouri Valley, good for fourth place...Clark Smatha earned first-team All-Missouri Valley Conference honors.

1927-28

Overall Record: 7-11 Conference: 7-11 in Missouri Valley (t-7th)
Home: 5-4 (5-4) Away: 2-7 (2-7)
Coach: Charles T. Black

A	12/16	Washington (Mo.)	L	27	28
A	12/17	Missouri	L	15	36
H	1/7	Missouri	W	36	26
H	1/9	Washington (Mo.)	L	19	30
A	1/14	Drake	L	28	32
H	1/21	Kansas State	L	24	29
H	1/28	Iowa State	W	37	26
H	2/4	Oklahoma State	L	21	32
A	2/9	Iowa State	W	32	26
A	2/10	Grinnell	W	35	22
H	2/14	Drake	W	34	27
A	2/17	Kansas	L	27	33
A	2/18	Kansas State	L	22	28
H	2/24	Kansas	W	32	28
H	2/25	Oklahoma	L	36	38
H	2/28	Grinnell	W	35	16
A	3/3	Oklahoma	L	28	43
A	3/5	Oklahoma State	L	43	47

Season Notes: Entire schedule was played against conference opponents...NU was 7-9 with two games left, but lost bid for .500 with losses at Oklahoma and Oklahoma State to end season.

1928-29

Overall Record: 11-5 Conference: 5-5 in Big Six (3rd)
Home: 6-2 (3-2) Away: 5-3 (2-3)
Coach: Charles T. Black

H	12/20	South Dakota	W	36	25
A	1/4	Colorado College	W	32	24
A	1/5	Colorado College	W	48	26
H	1/12	Missouri	L	25	30
H	1/15	South Dakota	W	46	28
H	1/19	Kansas	W	30	29
A	1/24	Kansas State	L	21	30
A	1/26	Oklahoma	L	20	29
H	2/2	Iowa State	W	45	39
A	2/7	Kansas	W	37	31
H	2/11	Oklahoma	L	34	39
H	2/16	Drake	W	37	24
A	2/22	Iowa State	L	33	37
A	2/23	Drake	W	33	26
A	2/25	Missouri	W	39	33
H	3/2	Kansas State	W	62	45

Season Notes: After being affiliated with the Missouri Valley Conference since 1907-08, Nebraska, Missouri, Kansas, Kansas State, Iowa State and Oklahoma formed the Big Six...second winning season in three years for Coach Charles T. Black.



Grant Hall was Nebraska's home from 1897 until 1926, when the NU Coliseum opened.



The NU Coliseum served as the home of Nebraska basketball from 1926 until 1976.

1929-30

Overall Record: 9-9 Conference: 6-4 in Big Six (3rd)
Home: 6-3 (3-2) Away: 3-6 (3-2)
Coach: Charles T. Black

A 12/28	Saint Louis.....	L	27	37
A 12/30	Butler.....	L	26	38
A 1/2	West Virginia.....	L	19	45
A 1/4	Pittsburgh.....	L	27	34
A 1/10	Kansas State.....	W	41	39
H 1/11	Montana State.....	L	30	61
H 1/14	South Dakota State.....	W	29	27
A 1/18	Missouri.....	L	21	27
H 1/20	Oklahoma.....	W	35	20
A 1/22	Iowa State.....	W	32	22
H 1/25	Iowa.....	W	41	26
H 2/1	Kansas State.....	L	42	46
A 2/8	Oklahoma.....	W	47	37
A 2/10	Kansas.....	L	20	27
H 2/12	Saint Louis.....	W	45	43
H 2/15	Missouri.....	W	34	31
H 2/22	Iowa State.....	W	52	50
H 3/1	Kansas.....	L	35	36

Season Notes: Nebraska led Big Six in scoring at 34.9 points per game...Don Maclay was first-team All-Big Six center... NU finished two games back of league champion Missouri.

1930-31

Overall Record: 9-9 Conference: 6-4 in Big Six (2nd)
Home: 5-4 (3-2) Away: 4-5 (3-2)
Coach: Charles T. Black

A 12/13	South Dakota.....	W	18	17
H 12/19	Pittsburgh.....	L	22	23
A 12/27	Washington.....	L	38	41
A 12/29	Washington.....	L	24	27
A 12/30	Washington.....	L	32	38
H 1/5	Brigham Young.....	L	44	55
H 1/10	Missouri.....	W	42	32
A 1/17	Oklahoma.....	W	36	30
A 1/19	Kansas (OT).....	W	31	30
H 1/24	Drake.....	W	30	25
H 1/31	Iowa State.....	W	31	19
H 2/2	Butler.....	W	32	14
A 2/7	Missouri.....	L	20	33
A 2/9	Kansas State.....	W	37	31
H 2/14	Kansas.....	L	29	34
A 2/16	Iowa State.....	L	28	42
H 2/24	Kansas State.....	L	30	32
H 2/28	Oklahoma.....	W	41	30

Season Notes: Nebraska's second-place finish in Big Six race was its best since 1924-25 campaign...Huskers finished one game back of first-place Kansas...center Don Maclay earned All-America honors...Steve Hokuf earned first-team All-Big Six honors as a guard.

1931-32

Overall Record: 3-17 Conference: 2-8 in Big Six (6th)
Home: 1-9 (1-4) Away: 2-8 (1-4)
Coach: Charles T. Black

H 12/12	South Dakota.....	L	36	41
H 12/17	Brigham Young.....	L	27	31
A 12/19	Iowa.....	L	29	34
A 12/28	Wisconsin-Superior.....	L	34	36
A 12/29	Minnesota.....	L	24	32
H 1/4	Carleton.....	L	30	40
A 1/8	Iowa State.....	W	28	24
A 1/9	Drake.....	W	33	19
H 1/12	Kansas.....	L	31	34
A 1/16	Missouri.....	L	18	30
A 1/18	Kansas State.....	L	20	32
H 1/23	Oklahoma.....	L	34	37
H 2/1	Iowa State.....	L	32	33
H 2/6	Kansas State.....	W	32	26
H 2/10	Saint Louis.....	L	28	31
A 2/13	Oklahoma.....	L	32	46
A 2/15	Kansas.....	L	19	51
H 2/26	Missouri.....	L	28	32
A 3/4	Creighton.....	L	18	47
H 3/7	Creighton.....	L	26	28

Season Notes: Three wins were fewest for Huskers since 1900-01 season...last year of NU-Creighton series until 1977-78 campaign...final season for Coach Charles T. Black.

1932-33

Overall Record: 3-13 Conference: 2-8 in Big Six (t-5th)
Home: 2-7 (1-4) Away: 1-6 (1-4)
Coach: William H. Browne

H 12/16	Arkansas.....	L	24	41
A 12/22	Carleton.....	L	19	23
A 12/23	Minnesota.....	L	25	27
H 1/2	Minnesota.....	L	22	32
H 1/3	Stanford.....	L	17	21
A 1/6	Kansas.....	L	29	32
A 1/7	Missouri.....	L	33	37
H 1/14	Kansas State.....	W	31	25
H 1/30	Iowa State.....	L	25	30
H 2/4	Kansas.....	L	20	34
A 2/11	Oklahoma.....	L	35	39
A 2/13	Kansas State.....	L	30	36
H 2/18	South Dakota.....	W	34	25
H 2/25	Missouri.....	L	31	39
A 2/28	Iowa State.....	W	43	16
H 3/4	Oklahoma.....	L	27	38

Season Notes: Huskers finished with three wins for second consecutive season...debut for Coach William H. Browne... Steve Hokuf was first-team All-Big Six pick and earned All-America honors.

1933-34

Overall Record: 7-11 Conference: 5-5 in Big Six (4th)
Home: 5-2 (4-1) Away: 2-9 (1-4)
Coach: William H. Browne

A 12/20	Marquette.....	L	22	25
A 12/21	Northwestern.....	L	22	35
A 12/22	DePaul.....	L	13	33
A 12/29	North Dakota.....	L	22	50
A 12/30	North Dakota State.....	W	32	29
A 1/1	Minnesota.....	L	16	32
A 1/5	Iowa State (OT).....	W	37	31
H 1/9	Kansas.....	W	24	21
A 1/13	Missouri.....	L	26	36
A 1/15	Kansas State.....	L	24	25
H 1/20	Wyoming.....	L	24	33
H 1/27	Oklahoma.....	L	36	44
H 2/3	Kansas State.....	W	38	31
H 2/9	Missouri.....	W	34	27
A 2/17	Oklahoma.....	L	23	53
A 2/19	Kansas.....	L	24	25
H 2/24	Iowa State.....	W	26	21
H 3/3	Saint Louis.....	W	29	25

Season Note: Nebraska lost four straight to open the season, then went 7-7 over last 14 games.

1934-35

Overall Record: 6-12 Conference: 3-7 in Big Six (5th)
Home: 6-4 (3-2) Away: 0-8 (0-5)
Coach: William H. Browne

A 12/15	Wyoming.....	L	23	26
H 12/20	Iowa.....	L	24	31
H 12/22	North Dakota.....	W	34	21
H 12/29	Minnesota.....	W	26	24
H 1/2	Stanford.....	L	31	34
A 1/4	Millikin.....	L	35	36
A 1/5	Saint Louis.....	L	28	30
H 1/12	Iowa State.....	W	32	31
A 1/19	Missouri.....	L	31	32
A 1/21	Kansas State.....	L	41	47
H 1/26	Denver.....	W	34	22
H 2/4	Missouri.....	L	21	23
A 2/9	Oklahoma.....	L	32	38
A 2/11	Kansas.....	L	21	32
H 2/15	Kansas.....	L	24	32
H 2/18	Oklahoma.....	W	32	24
A 2/23	Iowa State.....	L	14	22
H 3/2	Kansas State.....	W	28	21

Season Note: NU won Big Six opener, then dropped six straight in conference play and finished with fourth consecutive losing record.

1935-36

Overall Record: 13-8 Conference: 7-3 in Big Six (2nd)
Home: 7-1 (4-1) Away: 6-7 (3-2)
Coach: William H. Browne

H 12/17	Brigham Young.....	W	53	34
A 12/20	Minnesota.....	W	41	24
A 12/27	Wyoming.....	W	46	42
A 12/28	Brigham Young.....	L	39	46
A 12/30	Utah.....	W	48	47
A 1/3	Santa Clara.....	L	48	61
A 1/4	Stanford.....	L	39	42
A 1/7	Denver.....	L	35	45
H 1/10	Missouri.....	W	31	26
H 1/13	Wyoming.....	W	31	22
A 1/18	Oklahoma.....	W	40	33
A 1/20	Kansas.....	L	23	45
A 1/25	Iowa State (OT).....	L	40	41
H 2/1	Kansas State.....	W	43	30
H 2/3	South Dakota.....	W	48	27
A 2/8	Missouri.....	W	43	33
A 2/10	Kansas State.....	W	40	32
H 2/15	Iowa State.....	W	49	20
H 2/24	Oklahoma.....	W	55	28
H 2/29	Kansas.....	L	36	43

Olympic Playoff

KC 3/12	Oklahoma State.....	L	19	36
---------	---------------------	---	----	----

Season Notes: George Wahlquist was first-team All-Big Six selection and earned All-America honors...NU finished second to Kansas in Big Six race, three games back of 10-0 Jayhawks...13 wins were most for Huskers since school-record 22 victories in 1919-20.

1936-37

Overall Record: 13-7 Conference: 8-2 in Big Six (t-1st)
Home: 7-1 (4-1) Away: 6-6 (4-1)
Coach: William H. Browne

A	12/11	South Dakota	L	31	33
H	12/19	Montana	W	53	39
H	12/21	Minnesota	W	29	24
H	12/22	Ohio State	W	32	23
A	12/26	Loyola (Ill.)	L	35	53
A	12/28	Western Reserve	W	41	35
A	12/29	Canisius	L	34	39
A	12/30	St. Thomas (Pa.)	W	42	41
A	1/1	Temple	L	27	43
A	1/2	George Washington	L	22	41
A	1/9	Missouri	W	31	22
H	1/16	Iowa State	W	45	33
H	1/18	Oklahoma	L	31	34
A	1/30	Kansas State	W	41	38
A	2/2	Kansas	L	22	27
A	2/12	Oklahoma	W	33	29
H	2/15	Kansas State	W	40	37
H	2/19	Missouri	W	50	21
H	2/27	Kansas	W	37	32
A	3/3	Iowa State	W	48	31

Season Notes: Nebraska closed season with five straight wins to earn a share of Big Six title for first time since 1915-16... Robert Parsons was first-team All-Big Six pick and earned All-America honors... NU had consecutive double-digit win total for first time in more than a decade.

1937-38

Overall Record: 9-11 Conference: 4-6 in Big Six (t-3rd)
Home: 7-3 (3-2) Away: 2-8 (1-4)
Coach: William H. Browne

A	12/11	Ohio State	L	31	42
H	12/17	South Dakota	W	44	28
A	12/20	Minnesota	L	28	33
A	12/23	Indiana	L	42	43
A	12/28	Detroit	L	33	34
A	12/30	Bradley	L	30	50
A	1/1	Niagara	W	43	37
H	1/7	California	W	38	32
H	1/10	Colorado	W	29	18
H	1/14	Missouri	L	18	27
H	1/22	Kansas State	W	46	32
A	1/29	Iowa State	W	35	32
A	2/2	Kansas	L	33	48
A	2/5	Oklahoma	L	48	50
H	2/9	Oklahoma	W	52	42
A	2/12	Missouri	L	30	38
H	2/14	Iowa State	W	50	23
H	2/19	Loyola (Ill.)	W	39	38
A	2/21	Kansas State	L	29	41
H	2/26	Kansas	L	47	50

Season Note: Robert Parsons was first-team All-Big Six pick for second straight season.

1938-39

Overall Record: 7-13 Conference: 3-7 in Big Six (5th)
Home: 5-5 (3-2) Away: 2-8 (0-5)
Coach: William H. Browne

H	12/10	South Dakota	W	44	30
H	12/17	Bradley	L	24	39
H	12/21	Minnesota	L	37	66
H	12/23	Wyoming	W	38	30
A	12/26	California	W	46	43
A	12/27	California	L	30	58
A	12/29	UCLA	W	35	30
A	12/30	UCLA	L	40	42
A	1/3	Stanford	L	47	56
H	1/14	Kansas	W	48	37
A	1/17	Kansas State	L	38	43
A	1/21	Missouri	L	41	54
A	1/28	Oklahoma	L	39	56
H	1/30	Iowa State	W	51	44
H	2/8	Kansas State	W	42	34
A	2/14	Kansas	L	46	49
H	2/18	Missouri	L	36	46
H	2/24	DePaul	L	33	37
A	2/27	Iowa State	L	28	41
H	3/4	Oklahoma	L	45	53

Season Notes: NU ended season with five straight losses;

recorded second consecutive losing season...Oklahoma, a team that swept the Huskers, represented Big Six in first NCAA Tournament.

1939-40

Overall Record: 6-12 Conference: 2-8 in Big Six (t-4th)
Home: 5-6 (2-3) Away: 1-6 (0-5)
Coach: William H. Browne

H	12/9	South Dakota	W	39	15
H	12/15	Indiana	L	39	49
H	12/20	Stanford	W	48	47
A	12/23	Minnesota	L	37	61
H	12/27	Utah	L	40	63
A	12/30	Wisconsin	W	53	43
H	1/2	Detroit	L	46	47
H	1/6	California	W	46	32
H	1/8	Iowa State	W	44	28
A	1/13	Missouri	L	33	46
A	1/19	Kansas State	L	25	32
A	1/23	Kansas	L	24	40
H	1/27	Oklahoma	L	41	56
H	2/3	Missouri	L	40	41
A	2/9	Oklahoma	L	28	45
H	2/13	Kansas State	W	61	28
A	2/17	Iowa State	L	33	40
H	2/24	Kansas	L	41	48

Season Notes: Nebraska dropped eight of last nine games to spoil Coach W.H. Browne's final season...Huskers dropped 10-point decision to eventual national champion Indiana at Lincoln in second game of season.

1940-41

Overall Record: 8-10 Conference: 6-4 in Big Six (3rd)
Home: 5-4 (3-2) Away: 3-6 (3-2)
Coach: A.J. Lewandowski

A	12/6	South Dakota	L	39	40
H	12/14	Marquette	W	35	20
H	12/18	Kentucky	W	40	39
H	12/21	Minnesota	L	36	43
A	12/26	California	L	24	30
A	12/27	Stanford	L	46	57
A	12/30	Oregon State	L	38	61
H	1/4	Wisconsin	L	31	46
H	1/7	Kansas State	W	33	23
H	1/10	Oklahoma	L	29	40
A	1/17	Kansas State	L	32	35
H	1/20	Missouri	W	40	29
A	1/25	Iowa State	W	38	35
H	2/1	Iowa State	W	41	36
A	2/10	Kansas	L	38	44
A	2/15	Missouri	W	38	36
A	2/22	Oklahoma	W	43	42
H	3/1	Kansas	L	53	55

Season Notes: Two-point loss to Kansas in season finale kept Nebraska from .500 record for first time since 1936-37 season...

Sid Held and Don Fritz earned first-team All-Big Six honors... first season of five-year tenure for Coach A.J. Lewandowski... for second straight year, NU lost game to eventual national champion (Wisconsin) in non-league play.

1941-42

Overall Record: 6-13 Conference: 4-6 in Big Six (4th)
Home: 4-4 (3-2) Away: 2-9 (1-4)
Coach: A.J. Lewandowski

H	12/12	South Dakota	W	48	28
A	12/15	Indiana	L	29	56
A	12/16	Kentucky	L	27	42
H	12/20	UCLA	L	36	42
H	12/22	Oregon	L	42	49
A	12/27	Minnesota	L	32	56
A	12/29	Detroit	L	29	33
A	12/30	Iowa	W	41	34
H	1/6	Kansas State	W	44	38
H	1/12	Missouri	W	51	45
A	1/17	Kansas	L	32	51
H	1/24	Great Lakes	L	40	50
A	1/31	Iowa State	L	33	39
A	2/2	Kansas State	L	35	38
H	2/7	Iowa State	W	39	31
A	2/14	Kansas	L	30	58
A	2/16	Oklahoma	L	29	37
H	2/21	Oklahoma	L	41	46
A	2/28	Missouri	W	41	40

Season Note: After 2-0 Big Six start, NU lost four straight and seven of last nine games to finish with sub-.500 record for fifth straight season.

1942-43

Overall Record: 6-10 Conference: 5-5 in Big Six (t-3rd)
Home: 4-4 (3-2) Away: 2-6 (2-3)
Coach: A.J. Lewandowski

A	12/7	South Dakota	L	30	40
A	12/12	Illinois	L	27	69
H	12/19	Iowa	W	52	43
H	12/30	Indiana	L	39	40
A	1/5	Kansas State	W	41	32
A	1/16	Missouri	W	39	36
A	1/18	Iowa State	L	38	50
H	1/21	Gardner Naval	L	37	52
H	1/30	Oklahoma	L	32	56
KC	2/6	Gardner Naval	L	37	43
H	2/13	Kansas	L	24	56
H	2/17	Kansas State (OT)	W	50	47
H	2/20	Missouri	W	56	50
A	2/23	Kansas	L	33	52
H	2/27	Iowa State	W	51	36
A	3/1	Oklahoma	L	48	65

Season Notes: Huskers swept Missouri third straight season... also swept Kansas State for first time in seven seasons.



Nebraska's 1936-37 team tied for the Big Six Conference title.

1943-44

Overall Record: 2-13 Conference: 1-9 in Big Six (t-5th)

Home: 2-5 (1-4) Away: 0-8 (0-5)

Coach: A.J. Lewandowski

A	12/10	Iowa.....	L	33	50
A	12/11	DePaul.....	L	15	55
A	12/13	Minnesota.....	L	21	40
H	12/18	South Dakota.....W		41	31
A	1/8	Iowa State.....	L	24	56
A	1/15	Kansas.....	L	27	51
A	1/17	Oklahoma.....	L	35	45
H	1/22	Minnesota.....	L	32	45
H	2/1	Kansas State.....W		54	47
H	2/5	Missouri (OT).....	L	32	36
A	2/12	Missouri.....	L	29	44
A	2/14	Iowa State.....	L	35	58
H	2/19	Kansas.....	L	47	56
H	2/26	Oklahoma.....	L	32	43
A	2/29	Kansas State.....	L	37	40

Season Notes: Fewest wins in season for Huskers since 1897-98 campaign...Nebraska failed to win road game for first time in eight years.

1944-45

Overall Record: 2-17 Conference: 1-9 in Big Six (6th)

Home: 2-7 (1-4) Away: 0-10 (0-5)

Coach: A.J. Lewandowski

H	12/16	Iowa.....	L	45	61
H	12/22	Minnesota.....	L	54	55
KC	12/23	Kansas State.....	L	46	49
H	12/27	Pentahlon.....W		54	40
A	12/29	Illinois.....	L	39	71
A	12/30	Indiana.....	L	42	65
H	1/3	Oklahoma.....	L	37	44
A	1/8	Iowa State.....	L	38	50
A	1/12	Kansas.....	L	33	48
A	1/13	Oklahoma*.....	L	45	48
A	1/15	NATTC**.....	L	34	57
A	1/20	Kansas State.....	L	48	70
H	1/30	Navy Pre-Flight.....	L	42	62
H	2/3	Missouri.....	L	41	47
H	2/10	Kansas.....W		59	45
A	2/17	Missouri (2OT).....	L	54	55
A	2/19	Iowa State.....	L	45	47
A	2/20	Navy Pre-Flight***.....	L	41	55
H	2/24	Kansas State.....	L	47	55

*at Oklahoma City, Okla.; **at Norman, Okla.;

***at Iowa City, Iowa

Season Notes: Final season for Coach A.J. Lewandowski...Huskers lost 10 straight from Dec. 27 through Feb. 3, ended streak with 14-point homecourt win over Kansas, then lost final four games of season.

1945-46

Overall Record: 7-13 Conference: 3-7 in Big Six (t-4th)

Home: 5-4 (2-3) Away: 2-9 (1-4)

Coach: L.F. Klein

A	12/8	Minnesota.....	L	30	55
H	12/11	South Dakota.....W		52	29
KC	12/14	Missouri.....	L	54	63
KC	12/15	Kansas State.....W		62	47
A	12/17	Iowa.....	L	35	61
H	12/20	Illinois.....	L	51	62
H	12/28	Oregon State.....W		48	40
A	12/29	Bradley.....	L	33	53
A	12/31	Marquette.....	L	36	49
H	1/2	Kansas State.....W		44	37
A	1/7	Oklahoma.....	L	48	70
H	1/11	Kansas.....	L	45	56
A	1/14	Iowa State.....	L	39	57
A	1/18	Missouri.....W		44	42
H	2/1	South Dakota State.....W		52	50
H	2/8	Iowa State.....	L	45	57
H	2/11	Oklahoma.....	L	44	51
A	2/15	Kansas.....	L	30	72
H	2/25	Missouri.....W		42	39
A	2/28	Kansas State.....	L	49	54

Season Note: L.F. Klein replaced A.J. Lewandowski as NU head coach and guided Huskers to 7-13 record in only season on bench.



Nebraska's 1949-50 team tied Kansas and Kansas State for the Big Seven title with an 8-4 record.

1946-47

Overall Record: 10-14 Conference: 3-7 in Big Six (t-5th)

Home: 7-4 (3-2) Away: 3-10 (0-5)

Coach: Harry Good

H	12/4	South Dakota.....W		68	37
H	12/7	Ottumwa Navy.....W		65	45
H	12/9	Drake.....W		48	44
Big Six Holiday Tournament					
KC	12/12	Arkansas.....	L	46	57
KC	12/13	Iowa State.....W		54	51
KC	12/14	Oklahoma.....	L	52	63
H	12/17	St. Mary's (Calif.).....	L	54	58
H	12/23	Minnesota.....	L	58	66
A	12/28	Illinois.....	L	37	72
A	12/30	Louisville.....	L	53	68
A	12/31	Western Kentucky.....	L	56	74
A	1/4	Kansas State.....	L	54	63
H	1/6	Oklahoma.....W		44	41
H	1/14	Kansas.....W		48	46
A	1/18	Missouri.....	L	41	47
A	1/20	Iowa State.....	L	44	61
A	1/31	Drake.....W		65	44
A	2/1	Ottumwa Navy.....W		72	53
H	2/4	South Dakota State.....W		53	34
H	2/10	Iowa State.....	L	54	56
A	2/15	Kansas.....	L	37	69
A	2/17	Oklahoma.....	L	49	63
H	2/22	Missouri.....	L	49	60
H	2/27	Kansas State.....W		54	50

Season Notes: NU was 9-10 with five games to go, but lost four of last five games to end 10-14...Harry Good became the NU head coach after several seasons at the University of Indiana...first year of league-sponsored Holiday Tournament at Kansas City, Mo., an event that lasted through 1978-79.

1947-48

Overall Record: 11-13 Conference: 5-7 in Big Seven (5th)

Home: 6-4 (3-3) Away: 5-9 (2-4)

Coach: Harry Good

H	12/8	Purdue.....	L	56	60
A	12/13	Minnesota.....	L	59	63
H	12/16	South Dakota.....W		65	38
Big Seven Holiday Tournament					
KC	12/18	Missouri.....W		46	44
KC	12/19	Oklahoma.....	L	46	47
KC	12/20	Kansas (OT).....	L	60	64
H	12/23	Colorado State.....W		67	47

A	12/27	Stanford*.....W		51	47
A	12/29	San Jose State.....	L	38	39
A	12/30	Nevada-Reno.....	L	58	63
A	1/2	Northern Colorado.....W		58	54
A	1/6	Iowa State.....	L	44	55
H	1/12	Missouri.....	L	54	66
A	1/17	Colorado.....W		59	55
H	1/31	Kansas State.....	L	45	64
H	2/3	South Dakota State.....W		66	56
A	2/7	Kansas.....W		61	57
A	2/9	Oklahoma.....	L	57	79
A	2/14	Missouri.....	L	41	47
H	2/21	Iowa State.....W		62	57
H	2/25	Colorado.....W		58	53
A	2/27	Kansas State.....	L	49	56
H	3/1	Oklahoma.....	L	74	81
H	3/6	Kansas.....W		70	64

*San Francisco, Calif.

Season Notes: Claude Retherford led team in scoring, tallied school single-season record 244 points...Huskers were 10-11 going into final three games of season and had shot at first winning season since 1935-36, but dropped two of those games for 11th straight losing season...Colorado joined Big Six and the league changed its name to the Big Seven...NU led Big Seven in scoring at 55.9 points per game for all games.

1948-49

Overall Record: 16-10 Conference: 9-3 in Big Seven (t-1st)

Home: 9-2 (5-1) Away: 7-8 (4-2)

Coach: Harry Good

H	12/1	NW Missouri State.....W		59	39
H	12/6	Minnesota.....	L	52	61
H	12/11	Northern Iowa.....W		63	52
A	12/17	Purdue.....	L	47	64
A	12/18	Cincinnati.....	L	46	64
A	12/20	Duquesne.....	L	49	55
A	12/21	Western Reserve.....W		83	80
Big Seven Holiday Tournament					
KC	12/28	Kansas State.....	L	34	48
KC	12/29	Missouri.....	L	50	52
KC	12/30	Harvard.....W		56	54
H	1/8	Kansas.....W		52	34
H	1/11	Washington (Mo.).....W		48	45
H	1/15	Iowa State.....W		71	50
H	1/29	South Dakota.....W		72	50
H	1/31	Kansas State.....W		70	48
H	2/5	Colorado.....W		45	43
A	2/12	Kansas.....W		49	39
A	2/14	Oklahoma.....	L	45	47



Coach Harry Good guided NU to a share of the 1949 and 1950 Big Seven titles.

A	2/19	Iowa State	W	44	41
H	2/21	Missouri	W	47	46
A	2/26	Colorado	W	56	45
A	3/1	Kansas State	L	28	53
H	3/5	Oklahoma	L	49	56
A	3/7	Missouri	W	52	48

Big Seven Playoff

KC	3/14	Oklahoma	W	57	56
----	------	----------	---	----	----

NCAA District Tournament

KC	3/16	Oklahoma State (2)	L	35	52
----	------	--------------------	---	----	----

Season Notes: Cornhuskers tied Oklahoma for first-place in league, beat Sooners in league playoff for spot in NCAA District Tournament...first NU title on hardwood since 1936-37 season...Claude Retherford led team in scoring for third straight year, finished with then-school single-season record 311 points...Retherford was first-team All-Big Seven pick, led conference in scoring for league games-only at 12.4 points per game and was conference MVP...Bus Whitehead also earned first-team all-conference honors...for second straight year, NU led league in scoring with 52.3 average.

1949-50

Overall Record: 16-7 Conference: 8-4 in Big Seven (t-1st)
Home: 12-1 (5-1) Away: 4-6 (3-3)

Coach: Harry Good

H	12/3	South Dakota State	W	61	32
H	12/7	NW Missouri State	W	58	39
A	12/12	Bradley (1)	L	54	64
H	12/14	Northern Iowa	W	60	54
H	12/17	Baylor	W	69	55
H	12/19	Northern Colorado	W	63	43
H	12/23	Idaho	W	66	45

Big Seven Holiday Tournament

KC	12/28	Colorado	L	57	67
KC	12/29	Michigan	L	65	67
KC	12/30	Iowa State (OT)	W	85	67
H	1/2	South Dakota	W	47	40
H	1/10	Kansas	W	57	56
H	1/14	Iowa State	W	64	46
A	1/16	Colorado	L	59	72
H	1/30	Kansas State (OT, 12)	W	65	63
H	2/6	Missouri	W	50	41
A	2/11	Kansas	L	36	49
A	2/13	Oklahoma	W	57	55
H	2/18	Colorado	W	59	49
A	2/20	Missouri	W	55	48
A	2/25	Iowa State (OT)	W	56	54
H	3/4	16/Oklahoma	L	48	64
A	3/11	Kansas State (14)	L	60	63

Season Notes: Nebraska tied Kansas and Kansas State for Big Seven title; second straight year Huskers earned share of conference crown...NU went into final regular-season game with chance to win crown outright, but dropped three-point decision at Kansas State, forced to settle for tie with Jayhawks and Wildcats...Huskers finished seventh in Big Seven Holiday tourney, but opened league play 4-1, then after 13-point loss at Kansas, rebounded to win four

straight before losing back-to-back games to end season... Bus Whitehead was first-team All-Big Seven performer, led Cornhuskers in scoring and tallied then-single-season record 360 points...NU made first-ever appearance in AP poll at No. 16 the week of Feb. 28.

1950-51

Overall Record: 9-14 Conference: 4-8 in Big Seven (5th)
Home: 7-2 (4-2) Away: 2-12 (0-6)

Coach: Harry Good

A	12/2	Minnesota	L	41	55
H	12/4	NW Missouri State	W	61	39
A	12/8	Washington	L	49	54
A	12/9	Washington	L	53	71
A	12/11	California*	L	59	62
A	12/12	Santa Clara	W	53	38
H	12/19	Northern Iowa	W	63	55

Big Seven Holiday Tournament

KC	12/28	Missouri (9)	W	54	52
KC	12/29	Kansas State	L	53	72
KC	12/30	Kansas (10)	L	47	63
H	1/3	South Dakota	W	74	49
A	1/6	Kansas (20)	L	41	66
H	1/8	Iowa State	W	51	49
A	1/15	Colorado	L	45	51
A	2/2	Iowa State	L	51	67
H	2/5	Kansas State (4)	L	50	79
H	2/10	Kansas (20)	L	52	61
A	2/12	Oklahoma	L	49	72
H	2/19	Missouri	W	54	52
H	2/24	Colorado	W	58	45
A	2/26	Kansas State (5)	L	48	74
H	3/3	Oklahoma	W	46	44
A	3/7	Missouri	L	57	68

*San Francisco, Calif.

Season Notes: After a 1-1 start in league play, NU lost five straight, before winning three of last five league games...Bob Pierce averaged team-high 16.7 points, broke NU single-season scoring mark with 384 points...Jim Buchanan was only other player in double digits.

1951-52

Overall Record: 7-17 Conference: 3-9 in Big Seven (7th)
Home: 7-4 (3-3) Away: 0-13 (0-6)

Coach: Harry Good

H	12/1	Northern Iowa	W	60	44
H	12/8	Minnesota	L	55	63
H	12/11	NW Missouri State	W	59	43
H	12/15	Fresno State	W	72	48
A	12/19	Southern Methodist	L	55	61
A	12/20	Texas Christian (OT)	L	57	58
A	12/21	Tampa	L	76	81
A	12/22	Miami	L	60	70

Big Seven Holiday Tournament

KC	12/27	Kansas State (8)	L	67	87
KC	12/28	Colorado	L	63	68

KC	12/29	Iowa State	L	66	75
H	1/5	Colorado	W	63	61
A	1/12	Kansas State (7)	L	36	71
H	1/14	Kansas (1)	L	66	69
H	1/26	South Dakota	W	82	59
A	1/28	Iowa State	L	72	78
H	2/2	Missouri	L	55	60
H	2/9	Oklahoma	W	67	66
A	2/11	Colorado	L	65	67
A	2/16	Kansas (9)	L	52	90
A	2/18	Oklahoma	L	59	65
H	2/25	Iowa State	W	75	53
H	3/1	Kansas State (3)	L	60	75
A	3/3	Missouri	L	53	68

Season Notes: Huskers posted second straight losing record and finished last in league for first time since 1944-45 campaign...guard Jim Buchanan earned All-America honors and was first-team All-Big Seven pick...Buchanan led Huskers in scoring with 16.7 average.

1952-53

Overall Record: 9-11 Conference: 4-8 in Big Seven (6th)
Home: 5-4 (2-4) Away: 4-7 (2-4)

Coach: Harry Good

H	12/6	South Dakota	W	65	53
A	12/13	Minnesota	L	62	71
H	12/17	Springfield	W	82	73
A	12/20	Bradley	W	73	65

Big Seven Holiday Tournament

KC	12/27	Kansas	L	66	73
KC	12/29	Iowa State	W	83	79
KC	12/30	Colorado	L	53	67
H	1/3	Harvard	W	92	53
A	1/5	Colorado	W	80	65
H	1/12	Kansas	L	59	65
H	1/17	Iowa State	L	60	78
H	1/19	Missouri	W	73	62
H	2/7	Kansas State (5)	W	80	67
H	2/9	Colorado	L	78	86
A	2/14	Kansas (14)	L	58	77
A	2/16	Oklahoma	W	59	53
A	2/21	Missouri	L	59	66
H	2/28	Oklahoma	L	70	78
A	3/2	Iowa State	L	66	93
A	3/10	Kansas State (8)	L	80	108

Season Notes: Huskers were 8-5 at one point, but lost six of final seven games to post third straight losing season...Bill Johnson led team in both scoring (13.9) and rebounding (9.4).

1953-54

Overall Record: 8-13 Conference: 5-7 in Big Seven (t-4th)
Home: 6-3 (4-2) Away: 2-10 (1-5)

Coach: Harry Good

A	12/5	Minnesota	L	64	75
H	12/12	Iowa	W	81	70
H	12/15	South Dakota	W	70	53
A	12/19	Oregon State (11)	L	55	83
A	12/21	Oregon	L	68	84
A	12/22	Oregon	L	72	74

Big Seven Holiday Tournament

KC	12/26	Kansas State	W	78	74
KC	12/29	Oklahoma	L	70	86
KC	12/30	Missouri	L	57	72
A	1/4	Iowa State	W	74	60
H	1/9	Oklahoma	W	76	72
H	1/11	Kansas State	W	88	75
H	1/18	Missouri	W	80	72
A	2/6	Kansas State	L	70	91
H	2/8	Colorado	L	67	75
A	2/13	Kansas (20)	L	68	79
A	2/15	Oklahoma	L	68	76
A	2/20	Colorado	L	58	83
H	2/22	Kansas (17)	L	62	67
H	2/27	Iowa State	W	78	65
A	3/1	Missouri	L	67	82

Season Notes: Huskers got off to 3-6 start, opened Big Seven play with four straight wins, but lost six straight and seven of their final eight games to finish 8-13...Bill Johnson led team in both scoring (18.2) and rebounding (11.2) for second straight season...Johnson's scoring average stood as NU record for 13 seasons...Johnson grabbed NU single-game record 26 rebounds in Jan. 4 game at Iowa State.

1954-55

Overall Record: 9-12 Conference: 6-6 in Big Seven (t-3rd)
Home: 7-1 (5-1) Away: 2-11 (1-5)
Coach: Jerry Bush

A	12/6	Iowa (4)	L	61	84
H	12/11	South Dakota	W	87	51
A	12/18	Bradley	W	93	68
A	12/20	Alabama (19)	L	76	88
A	12/22	Memphis State	L	79	86

Big Seven Holiday Tournament

KC	12/27	Missouri (7)	L	58	75
KC	12/29	Colorado	L	47	89
KC	12/30	Kansas (16)	L	66	69
H	1/4	Iowa State	W	76	63
A	1/8	Missouri (9)	L	59	67
H	1/11	Kansas State	W	69	59
H	1/15	Kansas	W	66	62
H	1/21	NW Missouri State	W	74	54
A	2/5	Kansas State	L	62	79
H	2/7	Colorado	W	84	77
H	2/12	Oklahoma	W	75	67
H	2/14	Missouri (14)	L	73	76
A	2/19	Kansas	W	68	55
A	2/21	Oklahoma	L	76	78
A	2/26	Iowa State	L	75	82
A	3/5	Colorado	L	66	77

Season Notes: Under the direction of first-year mentor Jerry Bush, the Huskers finished 9-12. Bush, who replaced Harry Good as NU's coach, came to Lincoln after posting a 129-59 record in seven years at Toledo...Huskers were 9-9 after 18 games, but lost last three games to record school's fifth straight losing season...Willard Fagler led team in scoring with 13.6 average, while Rex Ekwall averaged team-high 11.5 rebounds per game.

1955-56

Overall Record: 7-16 Conference: 3-9 in Big Seven (6th)
Home: 5-5 (2-4) Away: 2-11 (1-5)
Coach: Jerry Bush

A	12/3	Iowa	L	51	60
H	12/9	Texas Tech (OT)	W	69	63
A	12/10	Michigan	L	71	77
A	12/12	Wichita State	L	46	71
H	12/16	UCLA	W	71	65
A	12/19	Wisconsin	L	52	71
H	12/21	Vanderbilt (8)	L	48	66

Big Seven Holiday Tournament

KC	12/28	Missouri	L	66	71
KC	12/29	Cornell (N.Y.)	W	70	69
KC	12/30	Kansas State	L	51	79
A	1/7	Colorado	L	63	78
H	1/16	Missouri	W	83	77
H	1/21	Colorado	L	50	77
H	2/4	Emporia State	W	72	59
H	2/6	Kansas State	L	52	66
A	2/11	Kansas	L	56	80
A	2/13	Oklahoma (OT)	W	68	61
H	2/18	Iowa State (OT)	L	69	71
A	2/20	Kansas State	L	50	73
H	2/25	Kansas	L	56	60
H	3/3	Oklahoma (OT)	W	64	63
A	3/5	Missouri	L	80	88
A	3/9	Iowa State	L	74	94

Season Notes: Biggest win of season was 71-65 homecourt decision over eventual Pac-8 Conference champion UCLA, the only time an NU team beat a John Wooden-coached Bruin squad...three of NU's seven wins were in overtime...Rex Ekwall led NU in both scoring (14.9) and rebounding (10.7).

1956-57

Overall Record: 11-12 Conference: 5-7 in Big Seven (t-4th)
Home: 7-2 (4-2) Away: 4-10 (1-5)
Coach: Jerry Bush

A	11/30	UCLA	L	56	69
A	12/1	UCLA	L	60	78
H	12/3	Iowa	W	67	43
H	12/8	Michigan	W	73	60
H	12/10	Wisconsin	W	53	51
H	12/17	Purdue	W	65	62
A	12/20	Texas Tech	W	67	66
A	12/22	Vanderbilt	L	54	78

Big Seven Holiday Tournament

KC	12/27	Michigan State	L	65	79
KC	12/28	Missouri	W	70	65
KC	12/29	Iowa State (14)	L	69	89
H	1/7	Colorado	W	74	52
A	1/12	Colorado	L	56	60
A	1/19	Missouri	W	84	65
A	2/4	Kansas State	L	53	89
H	2/9	Kansas (2)	L	54	69
A	2/11	Missouri	W	53	49
A	2/16	Iowa State (9)	L	47	59
H	2/18	Kansas State (17)	L	56	81
A	2/23	Kansas (2)	L	60	87
A	2/25	Oklahoma	L	53	55
H	3/6	Oklahoma	W	64	55
H	3/9	Iowa State (17)	W	67	58

Season Notes: After 0-2 start, Huskers won five straight games, with four of those victories against Big Ten schools...NU was 8-6 after Jan. 19 win over Missouri, but dropped five of its next seven games for seventh straight losing season...Rex Ekwall led team in both scoring (13.3) and rebounding (9.3).

1957-58

Overall Record: 10-13 Conference: 5-7 in Big Seven (t-4th)
Home: 9-2 (5-1) Away: 1-11 (0-6)
Coach: Jerry Bush

H	12/2	South Dakota State	W	64	52
H	12/5	Wyoming	W	77	66
A	12/7	Michigan	L	57	81
A	12/9	Notre Dame (15)	L	56	69
H	12/14	Purdue	L	61	70
H	12/16	Denver	W	68	63
H	12/19	Ohio	W	61	53
A	12/21	Marquette	L	64	79

Big Seven Holiday Tournament

KC	12/27	Princeton	W	74	64
KC	12/28	Kansas State (3)	L	57	88
KC	12/30	Iowa State (20)	L	51	61
A	1/6	Missouri	L	54	55
A	1/11	Kansas State (4)	L	59	74
H	1/13	Oklahoma (14)	W	57	54
H	1/18	Iowa State	L	52	57
A	2/1	Iowa State	L	63	78
A	2/8	Kansas (2)	L	46	102
A	2/10	Oklahoma (20)	L	39	66
H	2/12	Missouri (OT)	W	67	62
H	2/17	Colorado	W	50	41
H	2/22	Kansas (4)	W	43	41
H	3/3	Kansas State (1)	W	55	48
A	3/8	Colorado	L	52	54

Season Notes: After splitting its first eight games, NU lost eight of its next nine games before winning four of final five games...two of the school's most-memorable wins came late in season...Kansas handed NU its worst loss ever, 102-46, at Lawrence, but Huskers avenged loss by knocking off fourth-ranked Jayhawks in Lincoln, 43-41...NU guard Jimmy Kubacki hit a 15-foot jumper with two seconds left to give the Huskers the win over the Wilt Chamberlain-led Jayhawks...nine days later, the Huskers shocked No. 4 Kansas State and Omaha native Bob Boozer...K-State went into March 3 game ranked fourth in AP poll, but was No. 1 when the new poll was released on March 4...Wilson Fitzpatrick and Gary Reimers both averaged a team-best 11.5 points per game, while Herschell Turner led team in rebounding with an 8.2 average.

1958-59

Overall Record: 12-13 Conference: 5-9 in Big Eight (t-5th)
Home: 9-3 (4-3) Away: 3-10 (1-6)
Coach: Jerry Bush

H	12/1	NW Missouri State	W	85	44
H	12/6	Montana State	W	75	43
H	12/8	Marquette (17)	W	62	60
A	12/13	Minnesota	L	57	78
H	12/15	Texas Tech	W	54	46
A	12/18	Bradley (11)	L	48	85
A	12/20	Michigan State (11)	L	55	80

Big Eight Holiday Tournament

KC	12/27	Oklahoma State	W	55	48
KC	12/29	Colorado	L	50	54
KC	12/30	Oklahoma	W	60	43
A	1/5	Colorado	L	50	57
H	1/10	Oklahoma State	W	47	44

H	1/12	Missouri	W	81	69
H	1/17	Iowa State	W	52	49
H	1/31	Detroit	W	91	77
H	2/2	Kansas State (3)	L	43	50
A	2/7	Oklahoma State	L	39	54
A	2/9	Oklahoma	L	48	54
H	2/14	Kansas	L	55	63
A	2/21	Kansas	L	50	66
H	2/23	Colorado	W	62	61
A	2/28	Iowa State	L	56	59
A	3/2	Missouri	W	81	79
H	3/5	Oklahoma	L	54	65
A	3/9	Kansas State (2)	L	54	76

Season Notes: NU finished with best record in nine-year tenure of Coach Jerry Bush...NU was 12-11 heading into final two games, and needed one win to secure first winning season since 1949-50, but it dropped both games to finish 12-13...Herschell Turner led team in scoring (17.1) and rebounding (9.8)...Turner was first-team All-Big Eight pick and third-team All-America...Turner's scoring average was best for NU player since Bill Johnson's 18.2 mark in 1953-54...Oklahoma State's addition to the league made the Big Seven the Big Eight.

1959-60

Overall Record: 7-17 Conference: 4-10 in Big Eight (t-7th)
Home: 6-5 (4-3) Away: 1-12 (0-7)
Coach: Jerry Bush

H	12/5	Air Force	W	68	54
H	12/7	Minnesota	W	76	66
H	12/14	Notre Dame	L	62	70
H	12/17	Michigan State (20T)	L	80	82
A	12/19	Oregon State	L	60	63
N*	12/21	Oregon State	L	65	67
A	12/23	Montana State	L	58	64

Big Eight Holiday Tournament

KC	12/26	Colorado	L	55	64
KC	12/29	Kansas State	L	63	71
KC	12/30	Missouri	W	78	67
A	1/4	Iowa State	L	53	57
H	1/9	Kansas	L	47	60
A	1/11	Missouri	L	61	69
A	1/16	Colorado (OT)	L	57	62
H	1/30	Oklahoma	L	54	58
H	2/1	Missouri	W	64	59
A	2/6	Oklahoma State	L	47	52
A	2/8	Oklahoma	L	54	63
H	2/13	Iowa State	W	69	49
H	2/20	Kansas State	W	70	60
H	2/22	Oklahoma	L	49	50
H	2/27	Oklahoma State	W	54	47
A	3/5	Kansas State	L	74	83
A	3/7	Kansas	L	74	79

*Portland, Ore.

Season Notes: After a 2-0 start, NU lost seven straight and 12 of its next 13 games and went on to finish 7-17...Herschell Turner was a first-team All-Big Eight performer after leading team in scoring (15.9) and rebounding (8.0) for second straight season...Turner became first 1,000-point scorer in school history with 1,056 points.

1960-61

Overall Record: 10-14 Conference: 4-10 in Big Eight (6th)
Home: 7-5 (3-4) Away: 3-9 (1-6)
Coach: Jerry Bush

H	12/1	Northern Iowa	W	78	68
H	12/3	Wichita State	L	63	65
H	12/7	Utah State	W	65	60
H	12/13	Denver	W	77	52
A	12/17	Detroit (3)	L	62	71
A	12/19	Cincinnati	L	60	75
H	12/21	Arizona	W	79	55

Big Eight Holiday Tournament

KC	12/28	Kansas	L	53	78
KC	12/29	Missouri	W	90	72
KC	12/30	Oklahoma State	W	70	61
H	1/7	Missouri	W	62	48
H	1/9	Colorado (OT)	W	65	61
A	1/14	Colorado*	L	51	66
H	1/21	Iowa State	L	58	66
A	2/4	Oklahoma State	L	47	55
A	2/6	Oklahoma	L	58	69



Herschell Turner (left) earned third-team All-America honors under Coach Jerry Bush in 1959. Turner was also a two-time All-Big Eight performer for the Huskers.

H	2/11	Kansas	L	33	38
A	2/13	Iowa State	L	62	68
H	2/18	Oklahoma State	L	61	65
H	2/20	Oklahoma	W	83	61
A	2/25	Kansas	W	69	68
H	2/27	Kansas State (8)	L	67	77
A	3/4	Kansas State (7)	L	56	75
A	3/6	Missouri	L	76	97

*CU won game, but later forfeited

Season Notes: After back-to-back wins over Oklahoma and Kansas in late February, Huskers stood 10-11 and needed two wins in final three games to secure first winning season since 1949-50, but NU lost all three games to finish 10-14...Tom Russell led NU in both scoring (12.5) and rebounding (9.7).

1961-62

Overall Record: 9-16 Conference: 5-9 in Big Eight (t-5th)

Home: 5-5 (2-5) Away: 4-11 (3-4)

Coach: Jerry Bush

A	12/4	Wichita State	L	49	79
H	12/7	Southern Methodist	W	63	60
A	12/9	Air Force	L	49	58
H	12/11	Notre Dame	W	65	61
H	12/16	Ohio	W	81	64
A	12/20	Wyoming	L	70	71
A	12/22	California	L	49	50
A	12/23	Stanford	L	59	72

Big Eight Holiday Tournament

KC	12/27	Kansas State (5)	L	48	60
KC	12/29	Oklahoma State	W	52	51
KC	12/30	Kansas	L	68	69
A	1/6	Kansas	W	69	67
H	1/10	Oklahoma	W	57	56
H	1/13	Colorado	L	56	58
A	1/20	Iowa State	L	72	84
A	2/3	Kansas State (4)	L	53	72
H	2/5	Oklahoma State	W	57	56
A	2/10	Colorado	L	63	74
H	2/12	Iowa State	L	66	79
A	2/17	Missouri	W	65	63
H	2/21	Kansas	L	70	73
H	2/24	Missouri	L	63	81
A	3/3	Oklahoma State	L	64	65
A	3/5	Oklahoma (OT)	W	71	69
H	3/7	Kansas State (3)	L	60	84

Season Notes: Six losses by three or fewer points gave Huskers 9-16 record rather than 15-10 mark...for second straight season, Tom Russell led NU in both scoring (16.5) and rebounding (8.0)...Russell also ranked seventh nationally in field goal percentage at .560...Russell scored then-school-record 38 points in Huskers' 73-70 homecourt loss to Kansas.

1962-63

Overall Record: 6-19 Conference: 1-13 in Big Eight (8th)

Home: 4-9 (1-6) Away: 2-10 (0-7)

Coach: Jerry Bush

A	12/1	Texas Tech	W	68	66
A	12/3	Houston	L	61	68
H	12/8	Air Force	W	43	39
H	12/10	Northern Iowa	W	78	59
H	12/15	Denver	L	54	63
H	12/17	Miami (Ohio)	W	72	69
H	12/21	Southern California	L	49	58
H	12/22	Southern California	L	53	55

Big Eight Holiday Tournament

KC	12/26	Iowa State	L	68	82
KC	12/28	Colorado	L	47	59
KC	12/29	Oklahoma	W	93	86
H	1/7	Colorado	L	47	75
A	1/12	Kansas State	L	53	66
A	1/19	Kansas	L	53	72
H	2/2	Kansas State	L	60	72
A	2/4	Iowa State	L	69	83
H	2/9	Missouri	L	61	69
H	2/11	Iowa State	L	54	75
A	2/16	Oklahoma State	L	41	51
A	2/18	Oklahoma	L	77	84
H	2/23	Kansas	L	39	45
H	2/25	Oklahoma State	W	49	48
H	3/2	Oklahoma	L	75	77
A	3/4	Colorado	L	51	80
A	3/6	Missouri	L	72	84

Season Notes: After a 4-2 start, NU lost 14 of next 15 games, including 10 straight to open Big Eight Conference play...Huskers avert winless conference record and snap 10-game losing streak with 49-48 win over Oklahoma State late in February...season was last for Coach Jerry Bush, who resigned following the season after nine years at the helm...the 19 losses were most ever in one year for a Husker team...Daryl Petch led team in scoring with 14.8 average, while Charlie Jones was club's top rebounder (8.2).

1963-64

Overall Record: 7-18 Conference: 5-9 in Big Eight (t-6th)

Home: 6-5 (4-3) Away: 1-13 (1-6)

Coach: Joe Cipriano

H	12/2	Wyoming	W	79	72
A	12/6	Michigan (8)	L	55	80
A	12/7	Purdue	L	75	81
H	12/9	Texas Tech	L	60	76
H	12/14	Houston	L	58	64
A	12/20	Southern California	L	73	79
A	12/21	Southern California	L	64	79

Big Eight Holiday Tournament

KC	12/26	Kansas State	L	78	100
KC	12/28	Oklahoma	L	66	75
KC	12/30	Colorado	L	58	80
A	1/6	Iowa State	W	55	52
H	1/11	Missouri (OT)	W	74	69
A	1/14	Kansas	L	48	74
H	1/18	Oklahoma City	W	74	65
A	2/1	Missouri	L	60	78
H	2/3	Kansas State (OT)	L	66	73
H	2/8	Oklahoma (2OT)	W	76	69
H	2/10	Oklahoma State	W	54	53
H	2/15	Colorado	L	52	60
A	2/17	Kansas State	L	48	50
H	2/22	Iowa State	W	57	55
H	2/24	Kansas	L	55	64
A	2/29	Oklahoma State	L	45	81
A	3/2	Oklahoma	L	76	82
A	3/9	Colorado	L	73	89

Season Notes: After guiding Idaho to a 22-5 record in 1962-63, Joe Cipriano was tabbed as the Huskers' 22nd basketball coach, replacing Jerry Bush, who resigned after the 1962-63 season...NU scored 79-72 win over Wyoming in Cipriano's debut, then lost nine straight before opening Big Eight play with a 55-52 win at Iowa State...Charlie Jones led NU in scoring (12.9) and rebounding (6.8).

1964-65

Overall Record: 10-15 Conference: 5-9 in Big Eight (t-6th)

Home: 8-4 (3-4) Away: 2-11 (2-5)

Coach: Joe Cipriano

A	12/3	Wyoming	L	68	94
H	12/5	Purdue	W	96	85
H	12/7	South Dakota	W	74	63
H	12/12	Michigan (1)	W	74	73
A	12/18	Texas	L	73	77
A	12/20	Texas Tech	L	78	82
H	12/21	California	W	87	80
H	12/22	California	W	63	59

Big Eight Holiday Tournament

KC	12/28	Colorado	L	52	70
KC	12/29	Oklahoma State	L	61	74
KC	12/30	Iowa State	L	62	69
H	1/4	Kansas	L	56	66
A	1/9	Oklahoma State	L	54	93
A	1/11	Oklahoma	L	82	89
H	1/18	Iowa State	W	88	77
H	1/23	Oklahoma State	L	53	55
A	2/6	Colorado	L	52	62
A	2/9	Kansas State	W	62	57
H	2/13	Colorado	W	66	59
A	2/15	Missouri	L	74	92
A	2/20	Iowa State	W	69	65
A	2/23	Kansas	L	62	71
H	2/27	Oklahoma	W	67	63
A	3/2	Missouri	L	66	84
H	3/8	Kansas State	L	67	79

Season Notes: Fred Hare's buzzer-beater gave Huskers 74-73 homecourt upset win over top-ranked Michigan...Hare led NU in both scoring (15.2 ppg) and rebounding (7.4 rpg)...NU started 5-3, then dropped six straight and nine of its next 10 to assure 15th straight losing season.

1965-66

Overall Record: 20-5 Conference: 12-2 in Big Eight (2nd)

Home: 11-0 (7-0) Away: 9-5 (5-2)

Coach: Joe Cipriano

A	12/1	Wisconsin	W	101	88
H	12/7	Oregon State	W	75	63
A	12/10	California	L	71	87
A	12/11	California	W	70	68
H	12/14	Texas	W	75	64
H	12/18	South Dakota	W	77	60
H	12/20	Stanford	W	71	67

Big Eight Holiday Tournament

KC	12/27	Missouri (OT)	W	69	67
KC	12/29	Oklahoma	W	92	79
KC	12/30	Kansas	L	61	71
A	1/4	Iowa State	W	76	74
H	1/8	Missouri	W	82	60
A	1/15	Kansas State	W	82	71
H	1/18	Kansas (6)	W	83	75



Grant Simmons was Nebraska's first academic All-Big Eight player in 1966.

H	1/22	Oklahoma.....	W	86	78
A	2/5	Oklahoma State (OT).....	W	45	41
A	2/7	Oklahoma.....	W	85	81
A	2/8	9/Oklahoma City (OT).....	L	81	85
H	2/12	9/Iowa State.....	W	81	70
A	2/19	9/Missouri.....	W	71	53
H	2/21	9/Colorado.....	W	70	63
A	2/26	8/Kansas (6).....	L	73	110
H	3/1	9/Kansas State.....	W	79	69
A	3/5	Colorado.....	L	88	95
H	3/7	Oklahoma State.....	W	85	64

Season Notes: The frustration of 15 straight losing seasons was wiped out in the Big Red's 20-5 campaign that ended one win short of a share of the school's first league title in some 15 years...NU headed into the final week of conference play tied with Kansas for the league's top spot, but a loss at Colorado ended the Huskers' title hopes...Huskers posted only second 20-win season in school history, first in 45 seasons...NU moved into the wire service polls, was rated as high as eighth and finished 11th in the final United Press International listing...Grant Simmons was first-team All-Big Eight pick and landed a spot on the USBWA District V all-star team...Stuart Lantz finished second in Big Eight sophomore-of-the-year voting to KU standout Jo Jo White...NU topped century mark for first time ever in 101-88 victory at Wisconsin to open season; later made first appearance in Big Eight Holiday Tournament championship game.

1966-67

Overall Record: 16-9 Conference: 10-4 in Big Eight (t-2nd)
Home: 10-1 (6-1) Away: 6-8 (4-3)

Coach: Joe Cipriano

H	12/2	Oregon.....	W	79	56
A	12/7	Wyoming.....	L	98	102
H	12/10	Pacific.....	W	90	78
H	12/12	Washington State.....	W	100	75
H	12/13	Washington State.....	W	80	78
Vanderbilt Invitational*					
N	12/16	La Salle*.....	L	76	99
N	12/17	Portland*.....	W	71	69

Big Eight Holiday Tournament

KC	12/27	Kansas State.....	L	81	98
KC	12/29	Oklahoma State.....	W	73	64
KC	12/30	Colorado.....	L	66	73
A	1/7	Oklahoma State.....	W	67	57
A	1/9	Oklahoma.....	L	87	99
H	1/14	Colorado.....	W	84	80
H	1/26	Oklahoma.....	W	97	78
H	1/28	Missouri.....	W	99	82
A	2/4	Kansas State.....	W	67	59

A	2/7	Kansas (7).....	L	58	84
H	2/11	Iowa State.....	W	94	82
A	2/18	Iowa State.....	W	76	65
H	2/25	Kansas State.....	W	79	71
A	2/28	Missouri.....	W	80	73
H	3/4	Kansas (4).....	L	57	64
H	3/6	Oklahoma State.....	W	88	71
A	3/11	Colorado.....	L	57	64

National Invitation Tournament

N	3/13	Marshall.....	L	88	119
---	------	---------------	---	----	-----

*Nashville, Tenn.; ^New York City, N.Y.

Season Notes: The Big Eight preseason favorite, Nebraska finished second in the league race, three games back of first-place Kansas...Huskers landed first National Invitation Tournament bid ever, but dropped a 119-88 decision to Marshall in the first round at Madison Square Garden...NU posted back-to-back winning seasons for first time since 1948-49 and 1949-50 campaigns...Stuart Lantz earned first-team All-Big Eight recognition and landed a spot on the USBWA District V all-star squad...Tom Baack and Nate Branch were second-team all-league picks...school-record 20-game homecourt win string snapped by Kansas in late February...after season, Coach Cipriano took Huskers on 13-game Latin America tour.

1967-68

Overall Record: 15-10 Conference: 8-6 in Big Eight (t-3rd)
Home: 9-1 (6-1) Away: 6-9 (2-5)

Coach: Joe Cipriano

H	12/4	Cal State Fullerton.....	W	111	74
H	12/5	South Dakota.....	W	94	61
A	12/8	Washington State.....	L	70	93
A	12/9	Washington State.....	W	91	76
A	12/11	Hawaii.....	L	74	82
A	12/13	Hawaii.....	L	72	86
A	12/20	Michigan State.....	L	70	74
H	12/23	Wyoming.....	W	82	74

Big Eight Holiday Tournament

KC	12/28	Oklahoma.....	W	75	65
KC	12/29	Oklahoma State.....	W	48	46
KC	12/30	Kansas State.....	W	66	62
A	1/5	Iowa State.....	L	70	85
A	1/9	Kansas State.....	L	62	78
H	1/13	Missouri.....	W	75	66
H	1/27	Oklahoma.....	W	110	90
H	2/1	Colorado.....	W	87	73
A	2/3	Oklahoma State.....	W	63	62
A	2/5	Oklahoma.....	W	89	83
H	2/10	Kansas State.....	W	92	68
A	2/17	Kansas.....	L	60	71
H	2/19	Oklahoma State.....	W	82	73
A	2/24	Colorado.....	L	73	75
H	2/27	Kansas.....	W	76	69
H	3/1	Iowa State (OT).....	L	92	93
A	3/7	Missouri.....	L	70	91

Season Notes: For the first time ever, NU had two 1,000-point career scorers on the floor at the same time, as Tom Baack and Stuart Lantz reached that plateau during the 1967-68 campaign...Baack finished three-year career with a then-school-record 1,293 points and would later become Husker assistant coach...Lantz logged 1,266 points over his three-year career and was a first-team All-Big Eight pick and a District V all-star as a senior...Lantz was a third-round draft pick of the National Basketball Association's San Diego Rockets and would go on to play eight seasons of pro hoops...Baack was a 10th-round pick of the Detroit Pistons...NU won its first Big Eight Holiday title, scoring wins over Oklahoma, Oklahoma State and Kansas State...Huskers' post third straight .500 or better record, a feat the school hadn't accomplished since a three-year string from 1929 through 1931.

1968-69

Overall Record: 12-14 Conference: 5-9 in Big Eight (t-6th)
Home: 8-3 (4-3) Away: 4-11 (1-6)

Coach: Joe Cipriano

H	11/30	Wisconsin.....	W	68	55
A	12/6	Oregon State.....	L	67	79
A	12/7	Oregon.....	W	85	77
H	12/10	Wichita State (30T).....	W	94	92
H	12/14	Augustana (S.D.).....	W	73	56
H	12/16	Michigan State.....	W	73	59

Sun Devil Classic*

A	12/20	Arizona State*.....	L	76	83
N	12/21	California* (15).....	L	73	86
A	12/23	Arizona.....	L	63	68

Big Eight Holiday Tournament

KC	12/26	Kansas (8).....	L	56	82
KC	12/28	Oklahoma.....	W	70	47
KC	12/30	Missouri.....	W	76	70
H	1/4	Kansas (5).....	L	52	56
A	1/7	Kansas State.....	L	72	95
A	1/25	Iowa State (OT).....	L	93	99
H	1/27	Oklahoma State.....	L	52	76
H	2/1	Missouri.....	W	87	71
H	2/3	Oklahoma.....	W	90	83
A	2/8	Colorado (20).....	L	81	83
A	2/11	Missouri.....	L	60	79
H	2/15	Iowa State (OT).....	L	74	75
A	2/22	Kansas (16).....	L	73	79
H	2/24	Colorado (18).....	W	79	65
H	3/1	Kansas State.....	W	88	71
A	3/6	Oklahoma State.....	L	63	72
A	3/8	Oklahoma.....	W	70	64

*Tempe, Ariz.

Season Notes: Leroy Chalk led Big Eight in field goal percentage with a .538 mark and grabbed a then-school-record 257 rebounds...another sophomore, Marvin Stewart, led NU in scoring with a 14.6 average...Huskers started Big Eight play 0-4, then went 5-5 in final 10 league games.

1969-70

Overall Record: 16-9 Conference: 7-7 in Big Eight (t-3rd)
Home: 10-1 (6-1) Away: 6-8 (1-6)

Coach: Joe Cipriano

H	12/1	California-Irvine.....	W	76	73
A	12/4	Augustana (S.D.).....	W	75	56
A	12/6	Wichita State (OT).....	W	81	79
H	12/9	Duquesne (7).....	W	82	77
A	12/12	Houston*.....	L	82	112
N	12/13	Texas A&M*.....	W	78	69
H	12/15	Northern Michigan.....	W	92	68
H	12/20	Arizona.....	W	79	69

Big Eight Holiday Tournament

KC	12/27	Colorado.....	L	60	72
KC	12/29	Iowa State.....	W	74	66
KC	12/30	Kansas (16).....	W	78	73
A	1/6	Iowa State.....	L	70	72
H	1/13	Kansas State.....	L	64	71
H	1/17	Colorado.....	W	60	58
A	1/31	Oklahoma.....	W	70	60
A	2/2	Oklahoma State.....	L	58	81
H	2/7	Kansas.....	W	84	73
A	2/10	Colorado.....	L	59	76
H	2/14	Missouri.....	W	60	48
A	2/17	Kansas.....	L	87	100
A	2/21	Kansas State (18).....	L	62	69
H	2/23	Oklahoma.....	W	79	66
A	2/28	Missouri.....	L	63	80
H	3/2	Oklahoma State.....	W	61	55
H	3/7	Iowa State.....	W	87	81

*Houston, Texas

Season Notes: Huskers won nine of first 11 games, and went 7-7 in Big Eight to finish 16-9 overall...Tom Scantlebury led team in scoring with a 14.5 average, but junior Marvin Stewart, the Huskers' top point producer in 1968-69, averaged 14.3 points through 14 games, then missed last 11 games because of academic problems...Leroy Chalk led team in rebounding for second straight season with a 9.4 average.

1970-71

Overall Record: 18-8 Conference: 8-6 in Big Eight (4th)
Home: 10-2 (5-2) Away: 8-6 (3-4)

Coach: Joe Cipriano

A	12/1	Wyoming.....	W	68	63
H	12/5	Iowa.....	W	73	71
H	12/7	Northern Iowa.....	W	95	71
A	12/11	Texas Christian.....	W	69	64
A	12/12	Southern Methodist.....	L	75	80
H	12/14	Nevada-Reno.....	W	116	71
Husker Classic*					
H	12/18	Miami*.....	W	85	58
H	12/19	Colorado State*.....	W	69	65
A	12/23	Wichita State.....	W	72	71

Big Eight Holiday Tournament			
KC 12/28	Oklahoma State	W	71 58
KC 12/29	Colorado	W	77 67
KC 12/30	Kansas (12)	L	52 72
A 1/9	Kansas State	L	69 70
H 1/16	Iowa State	W	84 62
H 1/30	Oklahoma State	W	80 59
A 2/1	Oklahoma	L	67 79
H 2/6	Kansas (5)	L	67 81
A 2/9	Iowa State (OT)	W	69 67
H 2/13	Missouri	W	81 72
A 2/16	Colorado	W	65 63
A 2/20	Oklahoma State	W	57 55
H 2/22	Oklahoma	L	56 65
H 2/27	Missouri	L	65 77
H 3/2	Kansas State	W	87 71
H 3/6	Colorado	W	85 71
A 3/13	Kansas (5)	L	54 59

Season Notes: Marvin Stewart became first NU player to average 20 points in a season, finishing with school-record 21.4 point-per-game average...Stewart led Big Eight in free-throw percentage at .824, became third NU player to top 1,000-point plateau for career, finished with 1,138 points...Stewart was first-team All-Big Eight pick and was named to all-tourney team at Big Eight Holiday Tournament...Chuck Jura hit then-school-record and Big Eight-best .592 from field...NU won own Husker Classic and later advanced to title game of Big Eight Holiday Tournament for third time ever (lost to KU in title game, 72-52)...Cipriano became first 100-game winner in school history with Huskers' 69-64 win at Texas Christian...Moe Iba joined Cip's staff as freshman coach...KU won Big Eight title with 14-0 record, first unbeaten champ since Kansas State in 1958-59.

1971-72

Overall Record: 14-12 Conference: 7-7 in Big Eight (4th)			
Home: 11-3 (6-1) Away: 3-9 (1-6)			
Coach: Joe Cipriano			
H 12/1	Wyoming	W	81 63
H 12/3	San Diego State	L	61 63
H 12/4	Wichita State	L	61 74



Marvin Stewart scored 1,138 points in only 66 games for the Huskers.

A 12/6	Duquesne	L	53 75
H 12/11	Southern Methodist	W	84 76
Husker Classic*			
H 12/17	Idaho	W	90 49
H 12/18	La Salle	W	75 60
A 12/21	Iowa	L	77 86
H 12/23	San Jose State	W	80 63
Big Eight Holiday Tournament			
KC 12/27	Missouri	L	64 76
KC 12/29	Oklahoma State	W	64 56
KC 12/30	Oklahoma	W	84 68
H 1/8	Oklahoma State	W	73 59
H 1/10	Oklahoma	W	77 70
H 1/15	Colorado	W	67 55
A 1/26	Oklahoma State	W	64 63
A 1/29	Kansas (OT)	L	55 57
H 2/1	Kansas State	W	61 60
A 2/7	Oklahoma	L	70 72
H 2/12	Iowa State	W	76 71
A 2/15	Missouri (15)	L	65 80
H 2/19	Kansas	W	99 78
A 2/26	Colorado	L	57 67
H 3/4	Missouri (19)	L	54 61
A 3/6	Iowa State	L	67 76
A 3/11	Kansas State (OT)	L	76 81

Season Notes: Center Chuck Jura was first-team All-Big Eight pick and first-team academic All-Big Eight...Jura led NU in scoring (21.2) and rebounding (11.7)...rebound average was school record and topped Big Eight...Jura finished his career with totals of 1,255 points and 740 rebounds...NU won Husker Classic for second straight season.

1972-73

Overall Record: 9-17 Conference: 4-10 in Big Eight (t-6th)			
Home: 4-5 (2-5) Away: 5-12 (2-5)			
Coach: Joe Cipriano			
H 11/24	North Texas	W	64 46
A 12/1	Wyoming	L	59 65
Mountaineer Classic*			
N 12/8	California	L	50 75
N 12/9	Air Force	W	57 53
H 12/11	Texas Christian	W	72 58
Kentucky Invitational**			
A 12/15	Kentucky	L	60 85
N 12/16	Colorado State	L	51 57
Big Eight Holiday Tournament			
KC 12/27	Iowa State	L	64 75
KC 12/29	Kansas	W	74 72
KC 12/30	Oklahoma State	L	73 75
N 1/4	Georgia State	W	63 54
N 1/6	North Carolina	L	62 79
H 1/13	Oklahoma State	L	55 68
H 1/15	Oklahoma	W	74 67
H 1/27	Missouri (7)	L	65 78
A 1/30	Iowa State	L	60 81
H 2/3	Kansas State (18)	L	55 82
H 2/6	Colorado	L	59 67
A 2/10	Kansas	W	59 46
A 2/17	Oklahoma	L	59 67
A 2/19	Oklahoma State	W	76 64
H 2/24	Kansas	W	62 59
H 2/27	Iowa State	L	76 82
A 3/3	Kansas State (16)	L	70 97
A 3/6	Colorado	L	63 71
A 3/10	Missouri (15)	L	70 86

*Morgantown, W.Va.; **Lexington, Ky.; ***Decatur, Ga.; ****Greensboro, N.C.

Season Notes: Without departed All-Big Eight center Chuck Jura, Huskers finished 9-17...NU's last losing season until 1987-88...freshman Jerry Fort led NU in scoring with 14.5 ppg, first Husker frosh ever to lead team in that department.

1973-74

Overall Record: 14-12 Conference: 7-7 in Big Eight (4th)			
Home: 11-2 (5-2) Away: 3-10 (2-5)			
Coach: Joe Cipriano			
H 12/1	Wyoming	W	70 62
H 12/3	Minnesota-Duluth	W	77 50
Vanderbilt Invitational*			
A 12/7	Vanderbilt	L	58 82
N 12/8	Middle Tennessee St.	L	65 76
H 12/11	Georgia State (OT)	W	78 75

H 12/14	NW Missouri State	W	67 54
H 12/15	MacMurray	W	76 50
H 12/20	Northern Iowa	W	73 55
Big Eight Holiday Tournament			
KC 12/27	Kansas State (18)	L	47 68
KC 12/28	Oklahoma State	W	69 62
KC 12/29	Kansas	L	66 75
A 1/7	Wichita State	L	58 66
A 1/12	Kansas	L	64 79
H 1/19	Oklahoma	W	63 58
H 1/22	Kansas State	L	65 73
A 1/26	Oklahoma State	L	66 79
A 1/28	Oklahoma	L	63 85
H 2/5	Iowa State (30T)	W	91 88
H 2/9	Missouri	W	75 58
A 2/12	Colorado	L	64 65
A 2/16	Missouri	W	88 87
H 2/23	Oklahoma State	W	71 63
H 2/26	Kansas (15)	L	46 51
A 3/2	Kansas State	W	58 54
H 3/5	Colorado	W	65 42
A 3/9	Iowa State	L	58 76

*Nashville, Tenn.

Season Notes: Sophomore guard Jerry Fort led NU in scoring for second straight season with 18.0 average and was first-team All-Big Eight pick...Huskers toured Italy following season and finished 2-5 on their three-week journey.

1974-75

Overall Record: 14-12 Conference: 7-7 in Big Eight (4th)			
Home: 8-3 (5-2) Away: 6-9 (2-5)			
Coach: Joe Cipriano			
H 11/30	South Dakota State	W	87 72
Sun Devil Classic*			
N 12/6	Long Beach State	W	67 55
A 12/7	Arizona State	L	62 83
A 12/10	North Texas	W	69 56
H 12/14	Wichita State	W	78 65
H 12/17	San Jose State	L	66 80
Indiana Classic**			
N 12/20	Southern Methodist	W	69 67
A 12/21	Indiana	L	60 97
H 12/23	Vanderbilt	W	81 66
Big Eight Holiday Tournament			
KC 12/26	Oklahoma (18)	W	75 64
KC 12/28	Kansas	L	62 63
KC 12/30	Kansas State	L	63 80
H 1/18	Kansas State	W	74 61
A 1/22	Oklahoma	W	68 61
H 1/25	Colorado	W	85 59
H 1/29	Oklahoma State	W	73 58
A 2/1	Missouri	L	74 88
A 2/5	Kansas	L	44 72
H 2/8	Iowa State	W	75 62
H 2/12	Oklahoma (OT)	L	57 65
A 2/15	Colorado	L	61 62
A 2/19	Kansas State	L	64 65
H 2/22	Missouri	W	80 77
A 2/26	Oklahoma State	W	59 58
H 3/5	Kansas (20T)	L	77 79
A 3/8	Iowa State	L	69 82

*Tempe, Ariz.; **Bloomington, Ind.

Season Notes: For third straight season, Jerry Fort led NU in scoring at 20.2 points per game, and became only third Husker to ever average 20-plus points in season...Fort earned first-team All-Big Eight honors for second straight year...NU started Big Eight play 4-0, finished first half 5-2, but went 2-5 in second half...three of losses during second half of league schedule were by a combined four points...Fort scored then-school-record 40 points in Huskers' homecourt win over Missouri...his scoring outburst broke the old mark of 38 held by Tom Russell during the 1961-62 season.

1975-76

Overall Record: 19-8 Conference: 10-4 in Big Eight (3rd)			
Home: 9-4 (5-2) Away: 10-4 (5-2)			
Coach: Joe Cipriano			
H 11/28	Illinois	L	58 60
H 11/29	Northwestern	W	79 68
A 12/2	Iowa	L	65 72
H 12/6	Washington (20)	L	63 75



H	12/10	St. Mary's (Calif.)	W	68	57
Roadrunner Invitational*					
N	12/19	Pacific	W	85	59
A	12/20	New Mexico State*	W	79	75
A	12/22	Vanderbilt	W	68	57
Big Eight Holiday Tournament					
KC	12/27	Kansas	L	66	69
KC	12/29	Oklahoma	W	75	53
KC	12/30	Oklahoma State	W	56	49
H	1/3	South Dakota	W	72	59
H	1/6	South Carolina	W	69	68
A	1/17	Kansas State	W	65	59
H	1/21	Oklahoma	W	68	67
A	1/24	Colorado	W	66	64
A	1/28	Oklahoma State	W	52	48
H	1/31	Missouri (13)	L	57	62
H	2/4	Kansas	W	57	54
A	2/7	Iowa State	W	66	56
A	2/11	Oklahoma	L	60	65
H	2/14	Colorado	W	80	61
H	2/18	Kansas State	L	53	65
A	2/21	Missouri (OT, 14)	L	84	95
H	2/28	Oklahoma State	W	60	54
A	3/3	Kansas	W	62	58
H	3/6	Iowa State	W	82	66

*Las Cruces, N.M.

Season Notes: Jerry Fort was a first-team All-Big Eight selection for third straight season, finished career with then-NU-record 1,882 points...Huskers reached 19-win mark for first time since a 20-5 record in 1965-66...Larry Cox led the Big Eight and set an NU single-season record for field-goal percentage with a .672 mark...Cox shot a Big Eight-record .625 from the field for his career...as a team, the Huskers led Big Eight and finished eighth nationally in scoring defense, yielding 62.8 points per game...NU says good-bye to the NU Coliseum, the home of Husker basketball since the 1925-26 season, with an 82-66 victory over Iowa State, March 6, 1975.

1976-77

Overall Record: 15-14 Conference: 7-7 in Big Eight (5th)
Home: 7-4 (5-2) Away: 8-10 (2-5)

Coach: Joe Cipriano

H	11/27	Iowa	L	57	71
A	11/29	Washington (OT)	W	59	58
A	12/1	Hawaii-Hilo	L	66	71
A	12/2	Hawaii	W	64	59
A	12/3	Hawaii	W	60	59
H	12/8	Minnesota	L	58	66
A	12/11	Illinois	L	63	67
H	12/13	NW Missouri State	W	88	53
A	12/20	Northwestern	W	71	68
H	12/22	Mankato State	W	64	61
Big Eight Holiday Tournament					
KC	12/28	Colorado	L	50	55
KC	12/29	Iowa State	W	75	55
KC	12/30	Oklahoma	W	66	56
A	1/3	South Carolina	L	49	54
H	1/8	Kansas State	L	52	57
H	1/12	Colorado	W	69	54
A	1/15	Iowa State	W	49	48
H	1/19	Oklahoma	L	58	65
A	1/22	Missouri	L	63	76
H	1/26	Kansas	W	60	57
H	1/29	Oklahoma State	W	66	54
A	2/2	Colorado	W	73	62
H	2/5	Iowa State	W	66	51
A	2/9	Kansas State	L	62	67
H	2/12	Missouri	W	60	58
A	2/16	Oklahoma	L	62	72
A	2/19	Kansas	L	66	74
A	2/23	Oklahoma State	L	60	62

Big Eight Tournament

A 2/26 Kansas L 58 61
Season Notes: After some 50 years of play in the NU Coliseum, Nebraska moved into the 15,000-seat NU Sports Complex, which would later be renamed the Bob Devaney Sports Center after the Huskers' longtime football coach and athletic director...Huskers led the Big Eight and ranked sixth nationally in scoring defense at 61.1 points per game, lowest since 1958-59 squad allowed 60.2 points per game...Nebraska and Creighton met for the first time since the 1931-32 season...first year Big Eight sponsored a season-ending tournament to determine league's automatic bid to the NCAA Tournament.

1977-78

Overall Record: 22-8 Conference: 9-5 in Big Eight (2nd)

Home: 14-2 (5-2) Away: 7-6 (4-3)

Coach: Joe Cipriano

H	12/2	Missouri Southern	W	61	54
H	12/9	Creighton	W	65	58
H	12/10	South Dakota	W	74	64
H	12/12	Nevada-Reno	W	67	50
H	12/16	California-Davis	W	69	64
H	12/17	Mississippi	W	80	70
A	12/19	Minnesota	W	63	49
H	12/21	Western Illinois	W	73	72
H	12/23	Montana State	W	104	60
Big Eight Holiday Tournament					
KC	12/27	Oklahoma State	W	70	58
KC	12/29	Kansas State	L	60	69
KC	12/30	Oklahoma	W	75	68
A	1/7	Kansas State	W	77	63
A	1/11	Colorado	L	64	73
H	1/14	Iowa State	L	59	65
A	1/18	Oklahoma	W	78	64
H	1/21	Missouri	W	56	55
H	1/25	Kansas (8)	W	62	58
H	1/28	Oklahoma State	W	63	57
H	2/1	Colorado	W	86	75
A	2/4	Iowa State	W	62	56
H	2/8	19/Kansas State	W	63	50
A	2/11	19/Missouri	L	52	74
H	2/15	Oklahoma	L	68	74
A	2/18	Kansas (6)	L	70	75
A	2/25	Oklahoma State	W	67	56

Big Eight Tournament*

N	2/28	Oklahoma State	W	71	63
N	3/3	Missouri	L	58	61

National Invitation Tournament

H	3/8	Utah State	W	67	66
A	3/15	Texas (17)	L	48	67

*Kansas City, Mo.

Season Notes: Nebraska earned first postseason tournament bid since 1966-67, and advanced to second round of NIT before being knocked out by champion Texas...NU tied school record for season victories and its second-place league finish was its highest since 1965-66 season...Brian Banks earned first-team All-Big Eight honors, while Carl McPipe was named one of 12 All-America centers, by Citizens Saving Athletic Foundation...NU led Big Eight and ranked eighth nationally in scoring defense, allowing 62.9 ppg...NU was only Big Eight team to beat league champion Kansas...Coach Cipriano picked up his 200th win at NU with Huskers' victory over Missouri Southern.

1978-79

Overall Record: 14-13 Conference: 7-7 in Big Eight (5th)

Home: 9-2 (6-1) Away: 5-11 (1-6)

Coach: Joe Cipriano

A	11/24	Alabama-Birmingham	W	64	55
H	11/25	Arkansas Tech	W	70	59
H	11/28	Minnesota	W	58	48
H	12/2	Purdue	L	47	58
A	12/9	Creighton	L	61	78
H	12/13	Sacramento State	W	91	56
N	12/16	Mississippi*	L	67	70
Rebel Roundup**					
N	12/22	UC-Santa Barbara	W	75	55
A	12/23	UNLV (18)	L	63	79
Big Eight Holiday Tournament					
KC	12/28	Missouri (OT)	W	58	56
KC	12/29	Colorado	L	61	74
KC	12/30	Oklahoma	W	69	53
A	1/6	Iowa State	W	72	68
A	1/13	Colorado	L	61	64
H	1/17	Kansas State	W	55	53
A	1/20	Missouri	L	60	76
H	1/24	Oklahoma	W	74	56
H	1/27	Kansas (OT)	W	66	64
A	1/31	Oklahoma State	L	57	66
H	2/3	Colorado	W	79	52
A	2/7	Kansas State	L	46	58
H	2/10	Iowa State	L	46	48
A	2/14	Oklahoma	L	58	79
H	2/17	Missouri	W	76	64
A	2/21	Kansas	L	59	66
H	2/24	Oklahoma State	W	76	67



Joe Cipriano ranks second on the school's all-time wins list with 253 victories in 17 seasons.

Big Eight Tournament

A	2/28	Kansas State (20T)	L	60	61
---	------	--------------------	---	----	----

*Biloxi, Miss.; **Las Vegas, Nev.

Season Notes: Huskers led the Big Eight and ranked ninth nationally in team defense at 62.3 ppg...NU's 17-for-17 effort at the free-throw line at Oklahoma State stands as best single-game free-throw percentage mark in school history...Andre Smith was a second-team UPI All-Big Eight pick and led team in scoring at 13.5 ppg...Carl McPipe, one-half of the Huskers' "Hammond Hustlers," was named to USBWA District V all-star team and finished career with 1,300 points...the other half of the "Hammond Hustlers," Brian Banks, ended career with 1,150 points...final year of Big Eight Holiday Tournament, an event that started in 1946.

1979-80

Overall Record: 18-13 Conference: 8-6 in Big Eight (t-2nd)

Home: 14-2 (5-2) Away: 4-11 (5-2)

Coach: Joe Cipriano

Assistant Coach: Moe Iba

H	11/30	South Dakota State	W	100	83
H	12/1	Portland State	W	74	52
H	12/3	Eastern Washington	W	82	68
H	12/8	Creighton	W	64	55
A	12/11	Purdue (9)	L	56	78
H	12/13	Cal State-Bakersfield	W	94	80
A	12/15	Minnesota	L	58	75
H	12/22	UAB (40T)	W	92	84
Rainbow Classic*					
N	12/27	Wisconsin* (OT)	W	83	82
N	12/29	Hawaii*	L	55	67
N	12/30	Louisville* (12)	L	58	65
A	1/2	Idaho	L	55	64
H	1/4	Wisconsin-Oshkosh	W	96	72
H	1/5	Angelo State	W	83	70
A	1/9	Iowa State	W	58	50
H	1/12	Missouri (13)	L	63	84
H	1/16	Kansas	W	64	57
A	1/19	Colorado	W	53	44
H	1/23	Oklahoma State (OT)	W	74	73
A	1/26	Kansas State (20T)	L	64	66
H	1/30	Oklahoma	W	59	58
A	2/2	Missouri (14)	L	60	73
A	2/5	Kansas	W	61	56
H	2/9	Iowa State	W	69	66
A	2/13	Oklahoma State	L	68	83



Carl McPipe is 12th on the Husker career scoring list and eighth on the career rebounding chart.

H 2/16	Colorado	L	55	56
H 2/20	Kansas State	W	70	58
A 2/23	Oklahoma	L	60	78
Big Eight Tournament				
H 2/26	Oklahoma	W	75	68
N 2/29	Kansas State [^]	L	59	60
National Invitation Tournament				
A 3/6	Michigan	L	69	76

*Honolulu, Hawaii; [^]Kansas City, Mo.
 Season Notes: Picked to finish sixth in a preseason poll of Big Eight media, NU wound up in second-place tie and earned its third NIT berth...Huskers' had longest game ever, a four-overtime affair, against Alabama-Birmingham...Joe Cipriano, who was stricken with cancer, was named UPI Big Eight Co-Coach of the Year with assistant Moe Iba, who guided Huskers in Cip's absence...Iba was tabbed AP Big Eight Coach of the Year and NABC District 12 Coach of the Year...Andre Smith led team in scoring for second straight season with a 19.4 average and was first-team AP/UPI All-Big Eight performer and AP honorable-mention All-American...Jack Moore was second-team AP All-Big Eight pick.

1980-81

Overall Record: 15-12 Conference: 9-5 in Big Eight (t-2nd)
 Home: 11-4 (6-1) Away: 4-8 (3-4)

Coach: Moe Iba				
H 11/28	Wyoming (OT)	L	59	62
H 11/29	Idaho	L	53	64
A 12/6	Creighton (OT)	L	61	66
H 12/9	Penn State	W	75	50
Utah Classic*				
N 12/12	Loyola Marymount*	W	67	66
A 12/13	Utah*	L	55	57
H 12/20	NW Missouri State	W	79	59
H 12/22	Colorado State	W	54	48
H 12/23	Montana	W	69	46
A 12/27	Ball State	L	62	67
A 12/30	Arkansas	L	52	64
H 1/5	Sonoma State	W	84	49
H 1/14	Kansas State	W	59	49
A 1/17	Oklahoma State	L	70	81
H 1/21	Colorado	L	59	62
H 1/24	Missouri	W	66	53
A 1/28	Iowa State	W	61	56
H 1/31	Kansas (18)	W	57	54
A 2/4	Oklahoma	W	71	59
H 2/7	Oklahoma State	W	62	54
A 2/11	Colorado	W	57	56
A 2/14	Kansas State	L	49	66
H 2/18	Iowa State	W	81	61
A 2/21	Missouri	L	45	55
A 2/25	Kansas	L	49	75
H 2/28	Oklahoma	W	90	63

Big Eight Tournament
 H 3/3 Colorado L 66 70
 Season Notes: Coach Joe Cipriano died after year-long battle against cancer three days before season opener, and Moe Iba was named Huskers' acting head coach...Iba was UPI Big Eight Coach of the Year for leading NU to its second straight second-place league finish...Andre Smith was AP/UPI Big Eight Player of the Year, first-team AP/UPI All-Big Eight selection, USBWA District V performer and an AP honorable-mention All-American...Smith led league in scoring for conference games only with a 19.5 average, while his .589 field-goal percentage mark for all games topped league...Jack Moore was second-team AP All-Big Eight and a CoSIDA Second-Team Academic All-American...Moore led league in free-throw percentage (.922)...Devaney Center-record crowd of 15,038 watched NU stop Oklahoma State, 62-54.

1981-82

Overall Record: 16-12 Conference: 7-7 in Big Eight (t-4th)
 Home: 11-3 (5-2) Away: 5-9 (2-5)

Coach: Moe Iba				
A 11/27	Wyoming	L	48	62
H 11/30	UW-Stevens Point	W	74	45
H 12/5	Creighton	W	86	46
H 12/7	South Dakota State	W	70	51
A 12/9	Baylor	W	64	63
H 12/19	Ball State	W	71	57
A 12/21	Penn State	L	58	60
A 12/23	Colorado State (OT)	L	51	58

Holiday Classic*

N 12/28	Air Force*	W	63	47
A 12/29	Northern Iowa*	W	53	42
H 1/6	Sacramento State	W	93	61
H 1/9	Arkansas (11)	L	50	51
H 1/13	Kansas	W	75	55
H 1/16	Missouri (2)	L	42	44
A 1/20	Oklahoma State	L	50	52
H 1/23	Iowa State	W	60	47
A 1/27	Oklahoma	L	48	51
A 1/30	Colorado	W	74	57
H 2/3	Kansas State (t19)	L	64	75
A 2/6	Missouri (1)	W	67	51
H 2/10	Oklahoma State	W	75	63
A 2/13	Kansas	L	63	66
H 2/15	Oklahoma	W	65	51
A 2/20	Iowa State	L	61	63
H 2/24	Colorado	W	79	57
A 2/27	Kansas State	L	50	67

Big Eight Tournament

H 3/2	Oklahoma State	W	60	49
N 3/5	Missouri [^] (5)	L	53	58

*Cedar Falls, Iowa; [^]Kansas City, Mo.

Season Notes: NU scored one of its biggest wins ever, a 67-51 victory at 19-0 and No. 1 Missouri...Jack Moore earned Naismith Award, given annually to nation's best player under 6-0 tall, and was AP/UPI first-team All-Big Eight pick and third-team UPI All-American...Moore joined 1,000-point club, finishing career with 1,204 points...Moore hit Big Eight-record .939 from free throw line for season, .901 mark for career was best ever by Big Eight performer and second-best all-time in NCAA Division I history at that time.

1982-83

Overall Record: 22-10 Conference: 9-5 in Big Eight (t-3rd)
 Home: 17-1 (6-1) Away: 5-9 (3-4)

Coach: Moe Iba				
H 11/26	Denver	W	94	58
A 11/29	Montana	L	51	61
A 12/4	Creighton	W	65	62
H 12/8	UMKC	W	69	50
H 12/11	Baylor	W	59	56
H 12/18	Wyoming	W	68	57
H 12/20	Missouri Western	W	93	43
Hoosier Classic*				
N 12/29	Cornell*	W	66	56
N 12/30	Indiana* (1)	L	50	67
N 1/3	Arkansas** (11)	L	58	64
H 1/7	Mesa	W	94	57
H 1/15	SW Missouri State	W	98	46
A 1/18	Iowa State	W	59	54
A 1/22	Colorado	L	69	72
H 1/26	Kansas State	W	59	43

A 1/29	Missouri (13)	L	56	79
H 2/2	Oklahoma	W	60	59
H 2/5	Kansas	W	68	61
A 2/9	Oklahoma State (20T)	L	63	71
H 2/12	Colorado	W	68	56
A 2/16	Kansas State	W	56	45
H 2/19	Iowa State	W	67	66
A 2/24	Oklahoma	L	71	84
H 2/26	Missouri (15)	L	51	54
A 3/2	Kansas	W	60	58
H 3/5	Oklahoma State	W	77	68

Big Eight Tournament

H 3/8	Iowa State	W	94	71
N 3/11	Missouri [^] (12)	L	63	69
National Invitation Tournament				
H 3/17	Tulane	W	72	65
H 3/21	Iona	W	85	73
H 3/24	Texas Christian	W	67	57
NY 3/28	DePaul	L	58	68

*Indianapolis, Ind. **Little Rock, Ark. [^]Kansas City, Mo.

Season Notes: Nebraska tied school record for victories in a 22-10 season, and advanced further in postseason play than any previous Husker squad by reaching the semifinals of the National Invitation Tournament...freshman Dave Hoppen, who set seven NU freshman records and led the Huskers in scoring with a 13.9 average, was a second-team All-Big Eight pick, and was named to the All-National Invitation Tournament team and the league's all-freshman team.

1983-84

Overall Record: 18-12 Conference: 7-7 in Big Eight (3rd)
 Home: 11-6 (3-4) Away: 7-6 (4-3)

Coach: Moe Iba				
H 11/26	Augustana (S.D.)	W	113	69
H 11/29	Texas Tech	L	45	59
H 12/3	Creighton	W	65	56
A 12/5	Wisconsin (20T)	W	71	69
H 12/7	NW Missouri State	W	82	61
H 12/10	Arkansas (15)	W	67	54
H 12/17	Northern Iowa	W	90	64
A 12/20	Wyoming	W	67	64
Cotton States Classic*				
A 12/28	Georgia Tech*	L	49	66
N 12/29	Michigan State*	L	45	58
H 1/4	Colorado State	W	56	54
H 1/7	NW Missouri State	W	93	67
H 1/14	Eastern Washington	W	105	71
A 1/18	Iowa State	W	64	63
H 1/21	Missouri	L	48	50



Andre Smith was named the Big Eight Player of the Year in 1981 and earned honorable-mention All-America honors in each of his final two seasons at Nebraska.



A	1/25	Kansas.....	L	61	77
A	1/28	Colorado.....	L	57	60
H	2/1	Oklahoma State (OT).....	W	54	52
A	2/4	Kansas State.....	W	47	46
H	2/8	Oklahoma (10).....	L	67	78
A	2/11	Missouri (OT).....	W	61	56
H	2/15	Kansas.....	L	66	67
H	2/18	Iowa State.....	L	48	69
A	2/22	Oklahoma State.....	W	67	64
H	2/25	Colorado.....	W	75	67
H	2/28	Kansas State.....	W	63	56
A	3/1	Oklahoma (6).....	L	70	79

Big Eight Tournament

H	3/7	Kansas State.....	L	39	41
---	-----	-------------------	---	----	----

National Invitation Tournament

A	3/15	Creighton.....	W	56	54
A	3/19	Xavier.....	L	57	58

*Atlanta, Ga.

Season Notes: Nebraska earned back-to-back postseason tournament bids for the first time in school history, advanced to the second round of the NIT...Huskers' 11th straight winning season...Dave Hoppen tops the 1,000-point mark in his career and earns first-team All-Big Eight honors.

1984-85

Overall Record: 16-14 Conference: 5-9 in Big Eight (t-5th)
Home: 12-3 (5-2) Away: 4-11 (0-7)

Coach: Moe Iba

H	11/29	Southern Colorado.....	W	89	67
H	12/1	South Dakota.....	W	101	69
H	12/3	Montana State.....	W	86	65
A	12/8	Creighton.....	W	78	73
H	12/10	Wyoming.....	W	79	65
H	12/12	Wisconsin.....	W	53	51
A	12/15	Texas Tech (OT).....	W	79	74
H	12/22	Washington State.....	L	58	63

Cable Car Classic*

N	12/28	California-Irvine*.....	W	73	67
A	12/29	Santa Clara*.....	L	59	78
A	1/3	Evansville.....	L	73	80
H	1/9	UW-Stevens Point.....	W	69	62
A	1/12	Colorado State (2OT).....	W	88	78
H	1/16	Kansas State.....	W	75	63
A	1/19	Oklahoma State.....	L	66	68
H	1/23	Colorado.....	W	85	67
H	1/26	Missouri.....	W	74	66
A	1/30	Iowa State.....	L	65	76
H	2/2	Kansas (19).....	L	80	91
A	2/6	Oklahoma (7).....	L	74	83
H	2/9	Oklahoma State.....	W	66	48
A	2/13	Colorado.....	L	61	64
A	2/16	Kansas State.....	L	62	68
H	2/21	Iowa State.....	W	74	57
A	2/23	Missouri.....	L	50	69
A	2/28	Kansas (11).....	L	65	70
H	3/2	Oklahoma (6).....	L	62	65

Big Eight Tournament

A	3/5	Kansas (10).....	L	69	74
---	-----	------------------	---	----	----

National Invitation Tournament

H	3/13	Canisius.....	W	79	66
A	3/19	UCLA.....	L	63	82

*San Francisco, Calif.

Season Notes: Nebraska made third straight National Invitation Tournament appearance and posted 12th straight winning season...Dave Hoppen earned first-team All-Big Eight honors for the second straight season and became first Husker to score 700 points in a season, as he finished with 704...Hoppen broke six school records...Brian Carr set four Big Eight assist records, led league in assists per game (8.1) and tied NCAA single-game record of 18 at Evansville.

1985-86

Overall Record: 19-11 Conference: 8-6 in Big Eight (3rd)
Home: 10-5 (4-3) Away: 9-6 (4-3)

Coach: Moe Iba

H	11/23	Wisconsin-Stout.....	W	71	53
H	11/26	Southern Illinois.....	W	85	50
A	11/30	Wyoming.....	W	64	53
H	12/2	California-Irvine.....	L	80	87
H	12/7	Creighton.....	W	71	52
A	12/12	Washington State.....	W	79	72
A	12/14	Montana State.....	W	76	59

H	12/20	Georgia.....	L	63	67
H	12/23	Arizona State.....	W	80	67
Sun Bowl Classic*					
N	12/29	Alabama*.....	L	61	78
N	12/30	Ohio State*.....	W	69	66
N	1/6	Evansville.....	W	77	70
H	1/11	NW Missouri State.....	W	99	56
H	1/15	Kansas (8).....	L	70	81
H	1/18	Missouri.....	L	67	68
A	1/22	Oklahoma State.....	W	62	61
H	1/25	Iowa State.....	W	75	58
A	1/29	Oklahoma (6).....	L	60	87
A	2/1	Colorado.....	W	77	60
H	2/5	Kansas State***.....	L	54	64
A	2/8	Missouri.....	W	75	66
H	2/12	Oklahoma State.....	W	68	52
A	2/15	Kansas (3).....	L	61	79
H	2/19	Oklahoma (10).....	W	66	64
A	2/22	Iowa State.....	L	73	81
H	2/26	Colorado.....	W	79	72
A	3/1	Kansas State.....	W	64	60

Big Eight Tournament*

N	3/7	Oklahoma State.....	W	82	75
N	3/8	Iowa State.....	L	58	75

NCAA Tournament

N	3/14	Western Kentucky**.....	L	59	67
---	------	-------------------------	---	----	----

*El Paso, Texas; **Charlotte, N.C.; ***Kansas State later forfeited; *Kansas City, Mo.

Season Notes: Nebraska lost All-Big Eight center Dave Hoppen for season with a knee injury in Feb. 1 game at Colorado, but rebounded to make school's first-ever NCAA Tournament appearance...Huskers' loss to Western Kentucky in NCAA first round was last game for Coach Moe Iba, who resigned following the game...Hoppen was first-team All-Big Eight pick for third straight season, finished career with a school-record 2,167 points and became first Husker basketball player to have his jersey retired (No. 42)...during his career, Hoppen broke or tied 19 school records and five Big Eight Conference marks...Brian Carr became school's all-time assist leader...Bernard Day picked up the slack and shared team MVP award with the three-time All-Big Eight selection.

1986-87

Overall Record: 21-12 Conference: 7-7 in Big Eight (5th)
Home: 15-2 (5-2) Away: 6-10 (2-5)

Coach: Danny Nee

A	11/28	California-Irvine.....	L	101	109
H	12/1	Oregon.....	W	76	60
A	12/6	Creighton.....	L	66	78
A	12/10	Southern Illinois.....	W	87	85
A	12/14	Texas A&M.....	L	64	66
H	12/20	Wyoming.....	W	62	61
H	12/22	Detroit.....	W	71	55
H	12/27	Missouri-St. Louis.....	W	89	63

Rochester Classic*

N	12/29	Butler*.....	W	67	56
N	12/30	San Francisco*.....	W	66	60
H	1/3	Creighton (OT).....	W	70	65
H	1/5	NW Missouri State.....	W	105	64
H	1/7	Brooklyn.....	W	62	46
A	1/10	Kansas State.....	L	82	114
H	1/17	Colorado.....	W	86	66
A	1/20	Iowa State.....	L	75	91
A	1/22	Kansas.....	L	65	86
H	1/28	Missouri.....	L	71	87
H	2/1	Oklahoma State.....	W	73	66
H	2/4	Oklahoma (8).....	L	66	80
A	2/7	Colorado.....	W	68	65
H	2/11	Iowa State.....	W	66	65
H	2/14	Kansas State.....	W	78	76
A	2/18	Missouri.....	L	64	80
A	2/21	Oklahoma (13).....	L	97	133
A	2/25	Oklahoma State (2OT).....	W	79	77
H	2/28	Kansas (OT, 16).....	W	83	81

Big Eight Tournament*

N	3/6	Kansas State.....	L	45	47
---	-----	-------------------	---	----	----

National Invitation Tournament

H	3/11	Marquette.....	W	78	76
H	3/17	Arkansas.....	W	78	71
H	3/21	Washington.....	W	81	76
NY	3/24	Southern Mississippi.....	L	75	82
NY	3/26	Arkansas-Little Rock (OT).....	W	76	67

*Rochester, N.Y.; *Kansas City, Mo.

Season Notes: Under the direction of first-year Coach Danny Nee, Nebraska finished 21-12, missed school record for season wins by one, and finished third in the National Invitation Tournament...Huskers recorded their 14th straight winning season and made their fifth straight postseason tourney appearance...Brian Carr was a second-team All-Big Eight pick, ended career with 682 assists, two off the league record of 684 set by Kansas' Cedric Hunter.

1987-88

Overall Record: 13-18 Conference: 4-10 in Big Eight (7th)
Home: 8-6 (3-4) Away: 5-12 (1-6)

Coach: Danny Nee

Maul Classic*

N	11/27	Villanova*.....	L	53	70
N	11/28	Baylor*.....	L	79	82
A	11/29	Chaminade*.....	W	76	75
H	12/2	Texas A&M.....	W	92	60

Ameritas Classic**

H	12/4	Lehigh*.....	W	71	66
H	12/5	Ohio State**.....	L	63	72
A	12/7	Detroit.....	W	63	58
A	12/9	Creighton.....	L	73	88
A	12/12	Oregon.....	W	67	62
A	12/19	Wyoming (6).....	L	58	87
H	12/21	Brooklyn.....	W	72	44
A	12/30	Drake.....	L	68	85
H	1/2	Columbia.....	W	82	62
A	1/4	Furman (OT).....	W	75	74
H	1/6	Grambling State (OT).....	L	68	71
H	1/16	Missouri.....	W	70	68
A	1/20	Iowa State (10).....	L	76	114
H	1/25	Nebraska-Omaha.....	W	96	67
H	1/27	Kansas.....	W	70	68
A	1/30	Colorado.....	W	63	57
H	2/4	Oklahoma State.....	L	56	72
A	2/6	Kansas State.....	L	63	65
H	2/9	Oklahoma (4).....	L	77	92
A	2/11	Missouri.....	L	67	92
A	2/16	Kansas.....	L	48	70
H	2/21	Colorado.....	W	75	67
A	2/24	Oklahoma State.....	L	73	90
H	2/27	Iowa State.....	L	84	85
H	3/2	Kansas State.....	L	67	77
A	3/5	Oklahoma (4).....	L	93	113

Big Eight Tournament*

N	3/11	Kansas State.....	L	70	75
---	------	-------------------	---	----	----

*Lahaina, Hawaii; *Kansas City, Mo.

Season Notes: Nebraska's strings of 14-straight winning seasons and five consecutive postseason tournament bids both end, as the Huskers finish 13-18...Rich King and Clifford Scales named to the Big Eight's all-freshman team...Henry T. Buchanan earns honorable-mention All-Big Eight honors and first-team academic All-Big Eight honors...Pete Manning led the Big Eight in field-goal percentage at .590...NU beat eventual national champ for first time, with win over Kansas, 70-68, on a jumper by Beau Reid as time expired.

1988-89

Overall Record: 17-16 Conference: 4-10 in Big Eight (7th)
Home: 14-4 (4-3) Away: 3-12 (0-7)

Head Coach: Danny Nee

H	11/26	Creighton.....	W	86	77
H	11/30	Michigan State.....	L	75	77

Ameritas Classic*

H	12/2	North Texas*.....	W	90	84
H	12/3	San Jose State*.....	W	90	76
A	12/5	Idaho.....	L	68	83
A	12/11	Texas Tech.....	W	71	69
A	12/14	Ohio State (14).....	L	76	103
H	12/17	Furman.....	W	69	56
H	12/23	Drake.....	W	65	57

Chaminade New Year's Classic**

A	12/28	Chaminade**.....	W	86	85
N	12/29	Morehead State**.....	W	81	77
N	12/30	Louisiana State**.....	L	87	90
H	1/5	Sam Houston State.....	W	89	70
H	1/9	Oklahoma (4).....	L	81	89
H	1/12	Northern Illinois.....	W	71	56
A	1/14	Oklahoma State.....	L	69	82
H	1/17	Maryland-Baltimore Co. ...W	W	86	65



H	1/21	Kansas State.....	L	68	80
H	1/23	Wyoming.....	W	71	58
H	1/28	Missouri (5).....	L	72	89
A	1/31	Iowa State.....	L	76	88
H	2/4	Kansas (18).....	W	74	70
A	2/8	Colorado.....	L	80	83
A	2/11	Kansas State.....	L	66	80
H	2/14	Oklahoma State.....	W	79	77
A	2/19	Missouri (3).....	L	63	79
H	2/22	Colorado.....	W	97	59
H	2/25	Iowa State.....	W	77	74
A	3/1	Kansas.....	L	71	80
A	3/4	Oklahoma (4).....	L	76	103
Big Eight Tournament [^]					
N	3/10	Missouri (10).....	L	70	98
National Invitation Tournament					
H	3/16	Arkansas State.....	W	81	79
A	3/20	Ohio State.....	L	74	85

**Honolulu, Hawaii; [^]Kansas City, Mo.

Season Notes: Huskers made second postseason tournament appearance in three seasons under Coach Danny Nee, advanced to second round of NIT...Beau Reid earned third-team academic All-America honors and was first-team academic All-Big Eight pick...Eric Johnson and Rich King earned honorable-mention All-Big Eight honors...Johnson broke then-NU single-season record for steals (68), King set then-school marks for blocks in game (5), season (50) and career (70).

1989-90

Overall Record: 10-18 Conference: 3-11 in Big Eight (7th)
Home: 9-6 (2-5) Away: 1-12 (1-6)

Coach: Danny Nee

H	11/25	UMKC.....	W	91	76
A	11/27	Miami (Ohio).....	L	71	91
A	11/29	Michigan State.....	L	69	80

Ameritas Classic*

H	12/1	Harvard*.....	W	117	79
H	12/2	Pepperdine*.....	W	104	100
A	12/5	Northern Illinois.....	L	56	65
H	12/9	Texas Tech.....	W	76	69
H	12/11	Idaho.....	L	72	79
A	12/14	Creighton.....	L	83	86
H	12/30	Wagner.....	W	88	67
H	1/6	Sam Houston State.....	W	99	91
H	1/8	Kansas (1).....	L	93	98
H	1/13	Missouri (5).....	L	95	111
H	1/16	Chicago State.....	W	92	57
A	1/20	Oklahoma State.....	L	71	84
A	1/22	Wyoming.....	L	65	95
H	1/27	Iowa State.....	L	83	91
A	1/31	Oklahoma (9).....	L	64	105
H	2/3	Kansas State.....	W	74	71
A	2/7	Colorado.....	W	91	82
A	2/10	Missouri (1).....	L	85	107
H	2/14	Oklahoma State.....	L	84	103
A	2/17	Kansas (1).....	L	67	94
H	2/21	Oklahoma (10).....	L	66	88
A	2/24	Iowa State.....	L	85	101
H	2/28	Colorado.....	W	96	82
A	3/3	Kansas State.....	L	57	80

Big Eight Tournament[^]

N	3/9	Oklahoma (1).....	L	65	78
---	-----	-------------------	---	----	----

[^]Kansas City, Mo.

Season Notes: NU's top scorer year before, Beau Reid sustained preseason knee injury which limited him for much of the season...Rich King, Clifford Scales, Carl Hayes earned honorable-mention All-Big Eight honors...King reset school career blocks record at 115.

1990-91

Overall Record: 26-8 Conference: 9-5 in Big Eight (3rd)
Home: 14-1 (6-1) Away: 12-7 (3-4)

Coach: Danny Nee

San Juan Shootout*

N	11/23	Saint Louis*.....	W	107	79
N	11/24	Illinois*.....	W	100	73
N	11/25	Murray State*.....	L	79	81
H	11/28	Michigan State (5).....	W	71	69
A	12/3	Eastern Illinois.....	W	94	64
H	12/6	Creighton.....	W	97	63
H	12/8	Toledo.....	W	105	68
A	12/11	Wisconsin.....	W	75	63

Ameritas Classic**

H	12/14	Tennessee Tech**.....	W	113	92
H	12/15	Bowling Green**.....	W	99	85
H	12/22	22/Miami (Ohio).....	W	88	73
H	12/28	22/Idaho.....	W	85	65
A	12/30	22/The Citadel.....	W	94	80
A	1/2	19/UW-Green Bay.....	W	70	63
A	1/5	19/Kansas State.....	W	74	69
A	1/9	18/UMKC.....	W	97	78
H	1/12	18/Iowa State.....	W	97	87
A	1/22	14/Colorado.....	L	69	86
A	1/26	14/Oklahoma (13).....	W	111	99
H	1/30	11/Missouri.....	W	89	75
H	2/2	11/Oklahoma State.....	L	68	81
A	2/5	15/Kansas (18).....	L	77	85
H	2/9	15/Colorado.....	W	86	72
A	2/13	17/Iowa State.....	W	65	57
H	2/16	17/Oklahoma.....	W	105	93
H	2/18	17/Northern Illinois.....	W	82	73
A	2/20	14/Missouri.....	L	71	91
H	2/23	14/Kansas State.....	W	85	78
A	2/27	15/Oklahoma State (12).....	L	69	80
H	3/3	15/Kansas (10).....	W	85	75

Big Eight Tournament[^]

N	3/8	13/Oklahoma (OT).....	W	117	113
N	3/9	13/Kansas (12).....	W	87	83
N	3/10	13/Missouri.....	L	82	90

NCAA Tournament***

N	3/14	11/Xavier.....	L	84	89
---	------	----------------	---	----	----

*San Juan, Puerto Rico; ***Minneapolis, Minn.;

[^]Kansas City, Mo.

Season Notes: After three straight seventh-place Big Eight finishes, Nebraska won a school-record 26 games (against eight losses) and made school's second-ever NCAA Tournament appearance...Huskers held a national ranking for a school-record 14 straight weeks, finished with highest rankings ever of No. 9 by UPI and No. 11 by AP...NU finished third in Big Eight race after being tabbed for eighth in preseason poll of league media and made its first-ever appearance in the league's postseason tournament title game...Cornhuskers had school-record tying 14-game win string from late November through late January...Rich King was second-team All-Big Eight pick, finished career with fourth-highest point total in school history (1,475) and would go on to become NU's first-ever NBA first-round draft pick (14th pick, Seattle SuperSonics).

1991-92

Overall Record: 19-10 Conference: 7-7 in Big Eight (5th)
Home: 14-2 (5-2) Away: 5-8 (2-5)

Coach: Danny Nee

H	11/23	Sam Houston State.....	W	91	42
H	11/25	Southern California.....	W	93	84
A	11/30	Southern Utah.....	W	106	101
H	12/2	The Citadel.....	W	84	61
A	12/4	Michigan State (22).....	L	78	101
A	12/7	Creighton.....	W	90	85
H	12/11	Wisconsin.....	W	86	67

Ameritas Classic*

H	12/20	Texas A&M*.....	W	91	68
H	12/21	Eastern Washington*.....	W	102	67
H	12/30	IUW-Green Bay.....	W	76	68
A	1/2	Toledo.....	W	57	52
H	1/4	Eastern Illinois.....	W	81	68
A	1/11	Colorado.....	W	84	74
H	1/18	Missouri (13).....	L	73	83
H	1/20	UMKC.....	W	74	71
A	1/25	Kansas (5).....	L	78	103
H	1/28	Oklahoma (18).....	L	76	79
H	2/1	Iowa State.....	W	68	63
H	2/5	Oklahoma State (2).....	W	85	69
A	2/8	Kansas State.....	L	66	70
A	2/17	Missouri (9).....	L	61	87
H	2/19	Kansas (OT, 3).....	W	81	79
A	2/22	Iowa State (23).....	W	80	70
A	2/26	25/Oklahoma St. (14).....	L	51	72
H	2/29	25/Colorado.....	W	84	70
H	3/4	Kansas State.....	W	91	62
A	3/7	Oklahoma.....	L	97	106

Big Eight Tournament[^]

N	3/13	Oklahoma (24).....	L	85	107
NCAA Tournament					
N	3/19	Connecticut**.....	L	65	86

**Cincinnati, Ohio; [^]Kansas City, Mo.

Season Notes: Nebraska made back-to-back NCAA Tournament appearances for the first time ever...picked to finish sixth in a preseason poll of Big Eight media, the Huskers were fifth at 7-7...Huskers' appearance at No. 25 in the Feb. 24 AP poll marked first time NU had been rated in consecutive years...eight of 10 losses were to nationally ranked opponents and all 10 were to postseason tournament teams...two biggest wins of the season came in February, an 86-65 decision over 20-0 and No. 2 Oklahoma State and an 81-79 overtime victory over No. 3 Kansas two weeks later...Jamar Johnson was second-team All-Big Eight pick...Derrick Chandler broke NU single-season record for blocked shots and finished year with second-highest one-year total in Big Eight history (91).

1992-93

Overall Record: 20-11 Conference: 8-6 in Big Eight (1-2nd)
Home: 14-2 (5-2) Away: 6-9 (3-4)

Coach: Danny Nee

Ameritas Classic*

H	12/4	25/Colgate*.....	W	108	76
H	12/5	25/Kent State*.....	W	85	61
H	12/7	25/The Citadel.....	W	86	46
H	12/10	25/Creighton.....	W	100	83
A	12/12	25/Wichita State.....	W	71	64
H	12/19	20/Appalachian St.....	W	93	83
H	12/21	17/Texas-Arlington.....	W	116	95
A	12/23	17/Southern California.....	L	64	74

Rainbow Classic**

N	12/28	20/Michigan** (6).....	L	73	88
N	12/29	20/Southwestern La.**.....	L	80	109
N	12/30	20/Fordham**.....	W	79	55
H	1/2	20/Eastern Illinois.....	W	70	54
H	1/5	Southern Utah.....	W	100	85
A	1/9	UMKC.....	W	66	65
A	1/14	Oklahoma (10).....	L	89	102
A	1/16	Oklahoma State.....	L	73	78
H	1/20	Sacramento State.....	W	86	70
H	1/23	Kansas State.....	L	64	66
A	1/25	Colorado.....	W	82	67
H	1/30	Missouri (OT).....	W	88	87
A	2/3	Iowa State.....	L	69	96
H	2/7	Kansas (3).....	W	68	64
A	2/13	Kansas State (23).....	W	80	59
H	2/15	Oklahoma State.....	L	63	73
A	2/21	Missouri.....	W	76	75
H	2/24	Colorado.....	W	76	67
H	2/27	Iowa State.....	W	91	87
A	3/3	Kansas (8).....	L	83	94
H	3/7	Oklahoma.....	W	94	83

Big Eight Tournament[^]

N	3/12	Kansas State.....	L	45	47
NCAA Tournament					
N	3/19	New Mexico State*** (24).....	L	79	93

Honolulu, Hawaii; *Syracuse, N.Y.; [^]Kansas City, Mo.

Season Notes: For third straight season, Nebraska earns an NCAA Tournament invite...second time in three seasons that Cornhuskers win 20 games...Nee becomes first person in NU history to coach three 20-game winners...Eric Piatkowski earned first-team All-Big Eight honors, the first Husker honored since Dave Hoppen earned the last of three straight awards in 1985-86...Piatkowski became 16th player in school history to reach the 1,000-point plateau...Nebraska began year ranked 25th in AP poll, was ranked in six of first seven polls before falling out...Huskers' 21-point win at Manhattan, Kan., was their largest on the road in conference play since the 1931-32 season.

1993-94

Overall Record: 20-10 Conference: 7-7 in Big Eight (4th)
Home: 13-3 (5-2) Away: 7-7 (2-5)

Coach: Danny Nee

H	11/27	Texas-San Antonio.....	W	96	85
H	11/28	Texas.....	L	75	78
A	12/1	Appalachian State.....	L	82	91
Ameritas Classic*					
H	12/3	Ohio*.....	W	94	68
H	12/4	Portland*.....	W	111	85
A	12/9	Creighton.....	W	67	53
H	12/11	Wichita State.....	W	94	72
A	12/18	Michigan State.....	W	85	81

H	12/20	Florida A&M.....	W	86	61
H	12/31	Northern Iowa.....	W	70	63
A	1/3	Iowa State.....	W	78	72
H	1/5	Southern Utah.....	W	89	85
H	1/8	Colorado.....	W	106	67
H	1/15	UMKC.....	W	92	71
A	1/19	Colorado.....	L	81	86
H	1/24	Missouri (24).....	L	73	89
H	1/29	Oklahoma.....	L	76	79
A	2/6	Kansas (3).....	L	87	94
A	2/9	Kansas State.....	W	76	68
H	2/12	Iowa State.....	W	102	96
A	2/14	Oklahoma (OT).....	L	111	115
A	2/19	Oklahoma State.....	L	80	98
H	2/23	Kansas (10).....	W	96	87
H	2/26	Kansas State.....	W	86	77
H	3/2	Oklahoma State (21).....	W	89	81
A	3/5	Missouri (6).....	L	78	80

Big Eight Tournament [^]					
N	3/11	Oklahoma.....	W	105	88
N	3/12	Missouri (3).....	W	98	91
N	3/13	Oklahoma State (23).....	W	77	68

NCAA Tournament					
N	3/17	22/Pennsylvania**.....	L	80	90

**Long Island, N.Y.; [^]Kansas City, Mo.

Season Notes: For first time in school history, NU recorded back-to-back 20-win seasons, as Huskers finished 20-10 overall en route to a fourth straight NCAA Tournament appearance...after 1-2 start, NU ran off 11-straight wins, a streak highlighted by road wins at Michigan State and Iowa State (snapped Cyclones' 22-game homecourt win streak)...Huskers were 4-6 in Big Eight with four games to play, but rallied to win three of their last four, then went on to capture first-ever Phillips 66 Big Eight Tournament title...Eric Piatkowski earned first-team All-Big Eight honors for second straight season, averaged 21.5 points and finished his career as No. 2 scorer in school history with 1,817 points...Bruce Chubick earned first-team Phillips 66 Academic All-Big Eight honors for third straight season...NU was ranked 22nd in final AP poll, marking fourth straight season it appeared in the rankings, and only third time in school history it had been ranked in season-ending poll.

1994-95

Overall Record: 18-14 Conference: 4-10 in Big Eight (7th)
Home: 11-6 (2-5) Away: 7-8 (2-5)

Coach: Danny Nee

San Juan Shootout[^]

N	11/25	Northeast Louisiana [^]	W	99	77
N	11/26	Virginia Tech [^]	L	81	87
N	11/27	Coll. of Charleston [^]	W	74	72

Ameritas Classic^{*}

H	12/2	Morehead State [*]	W	96	55
H	12/3	Idaho State [*]	W	98	72
H	12/7	Creighton.....	W	85	57
H	12/10	Michigan St. (15, OT).....	W	96	91
H	12/17	Western Illinois.....	W	69	62
H	12/21	Northeastern Illinois.....	W	101	60
A	12/22	Northern Iowa (OT).....	W	95	88
H	12/29	23/Delaware State.....	W	94	52
H	12/31	23/Appalachian St.....	W	108	71
A	1/4	19/Texas.....	L	74	102
H	1/7	19/Missouri.....	L	74	82
A	1/9	Long Beach State.....	W	82	71
H	1/12	Kansas State.....	W	78	56
A	1/18	UMKC.....	W	63	60
A	1/23	Kansas (7).....	L	67	84
A	1/28	Oklahoma (25).....	L	72	82
H	2/1	Oklahoma State.....	L	65	82
H	2/5	Oklahoma (24).....	W	71	59
A	2/8	Colorado.....	W	100	86
A	2/11	Iowa State (19, OT).....	L	69	72
H	2/14	Kansas (3).....	L	68	91
A	2/18	Oklahoma State (22).....	L	53	93
A	2/22	Missouri (14).....	W	78	75
H	2/25	Colorado.....	L	74	80
A	3/1	Kansas State.....	L	73	75
H	3/5	Iowa State (24).....	L	77	79

Big Eight Tournament [%]					
N	3/10	Oklahoma State (19).....	L	48	68

National Invitation Tournament					
H	3/16	Georgia.....	W	69	61
H	3/21	Penn State.....	L	59	65

[^]San Juan Shootout, San Juan, P.R.; [%]Kansas City, Mo.
Season Notes: Nebraska reached the second round of the NIT in its fifth straight postseason appearance...Huskers climbed as high as 18th (CNN/USA Today) and 19th (AP) in the national polls...Jaron Boone earned second-team All-Big Eight honors and set then-single-season school records for 3-point field goals and 3-point attempts...Erick Strickland, a Big Eight All-Defensive team member, established then-school record for steals in a season (89)...Nebraska won 18 games for only the 15th time and the sixth time under Danny Nee.

1995-96

Overall Record: 21-14 Conference: 4-10 in Big Eight (7th)
Home: 11-5 (3-4) Away: 10-9 (1-6)

Coach: Danny Nee

Big Island Invitational[^]

N	11/24	Toledo [^]	W	72	59
N	11/25	Oregon [^] (OT).....	W	114	106
N	11/26	Minnesota [^]	W	96	85

Ameritas Classic^{*}

H	12/1	Georgia Southern*.....	W	82	59
H	12/2	Grambling State*.....	W	96	80
A	12/6	Creighton.....	W	88	67
A	12/9	Minnesota.....	L	80	91
H	12/16	Northern Iowa.....	L	104	109
H	12/18	Northeast Illinois.....	W	94	76
H	12/20	Delaware State.....	W	88	41

Far West Classic[%]

N	12/29	Oregon%.....	W	99	76
N	12/30	Mississippi State% (17).....	L	66	69
H	1/3	Texas (23).....	W	85	69
H	1/6	Long Beach State.....	W	69	68
H	1/10	Colorado.....	W	79	74
A	1/13	Oklahoma (30T).....	L	100	117
H	1/17	UMKC.....	W	87	69
A	1/20	Oklahoma State.....	W	66	57
H	1/24	Missouri.....	W	76	58
H	1/28	Kansas (3).....	L	73	88



The tallest player in school history at 7-2, Rich King was a first-round draft pick of the Seattle SuperSonics.

A	1/31	Kansas State.....	L	68	77
H	2/3	Iowa State.....	L	65	75
A	2/7	Missouri.....	L	98	99
A	2/10	Iowa State (21).....	L	59	74
H	2/17	Oklahoma State.....	L	57	72
A	2/19	Kansas (5).....	L	71	81
H	2/25	Oklahoma (OT).....	L	76	80
A	2/28	Colorado.....	L	64	78
H	3/3	Kansas State.....	W	70	66

Big Eight Tournament[^]

N	3/8	Iowa State (23).....	L	60	62
---	-----	----------------------	---	----	----

National Invitation Tournament

A	3/14	Colorado State.....	W	91	83
H	3/19	Washington State.....	W	82	73
A	3/22	Fresno State.....	W	83	71
NY	3/26	Tulane#.....	W	90	78
NY	3/28	St. Joseph's#.....	W	60	56

[^]Hilo, Hawaii; [#]Lincoln, Neb. [%]Far West Classic, Portland, Ore.; [^]Kansas City, Mo.

Season Notes: The Huskers captured the NIT title, Nebraska's first national tournament title of any kind...1995-96 marked the end of NU's five-year stretch being ranked in the national polls at least one week during the season...Erick Strickland earned second-team All-Big Eight honors, was named to the Big Eight All-Defensive team and was the NIT Most Valuable Player...Tyronn Lue was a first-team Big Eight All-Freshman selection and was named to the NIT All-Star team.

1996-97

Overall Record: 18-15 Conference: 7-9 in Big 12 (7th)

Home: 13-3 (6-2) Away: 5-12 (1-7)

Coach: Danny Nee

A	11/23	Texas (17) (OT).....	L	81	83
H	11/26	Weber State.....	W	83	66
H	11/30	Oregon State.....	W	75	67
H	12/3	Texas-San Antonio.....	W	79	76

Ameritas Classic^{*}

H	12/6	Coppin State*.....	W	88	72
H	12/7	Bowling Green*.....	W	73	68
A	12/11	UMKC.....	W	76	64
H	12/21	Minnesota (16).....	L	56	70

Puerto Rico Holiday Classic[@]

N	12/30	Old Dominion@.....	W	72	66
N	12/31	Cincinnati (6)@.....	L	73	84
N	1/1	Bowling Green @.....	L	55	58
A	1/4	Colorado.....	L	73	79

H	1/8	Creighton.....	W	71	52
H	1/11	Texas A&M.....	W	74	72
H	1/15	Kansas State (OT).....	W	87	77
H	1/18	Missouri.....	W	76	53
A	1/22	Missouri.....	L	74	75
A	1/25	Oklahoma.....	L	77	84
H	1/29	Iowa State (11).....	L	67	77
A	2/1	Kansas (1) (OT).....	L	77	82
H	2/5	Colorado (15).....	W	77	69
A	2/8	&Texas Tech (23).....	L	74	87
A	2/10	Kansas State.....	L	53	61
A	2/13	Northern Iowa.....	W	77	69
H	2/16	Texas.....	W	79	67
A	2/19	Baylor.....	L	60	71
A	2/22	Iowa State (7) (OT).....	W	74	69
H	2/26	Oklahoma State.....	W	77	68
H	3/2	Kansas (1).....	L	65	85

Phillips 66 Big 12 Tournament[^]

N	3/6	Missouri#.....	L	72	78
---	-----	----------------	---	----	----

National Invitation Tournament

H	3/12	Washington.....	W	67	63
A	3/18	Nevada.....	W	78	68
A	3/21	Connecticut.....	L	67	76

^{*}Ameritas Classic, Lincoln, Neb.; [@]Puerto Rico Holiday Classic, Bayamon, P.R.; [^]Kansas City, Mo.; & Texas Tech later forfeited game

Season Notes: Nebraska won 18 or more games for the seventh straight year and reached postseason play for the seventh straight year...the Huskers defeated a ranked team for the seventh straight season with wins over Colorado and Iowa State...NU appeared in the NIT for the third consecutive season...Mikki Moore became NU's all-time blocked shot leader...Tyronn Lue earned second-team All-Big 12 honors...NU was 13-3 at home, losing only to Kansas, Iowa State and Minnesota, three teams that advanced to the NCAA Sweet 16.



Erick Strickland led Nebraska in scoring during the 1995-96 campaign and is seventh on NU's career scoring chart.

1997-98

Overall Record: 20-12 Conference: 10-6 in Big 12 (4th)
Home: 13-2 (6-2) Away: 7-10 (4-4)

Coach: Danny Nee

H 11/16	UNC Greensboro.....W	75	51
H 11/19	Western Illinois.....W	86	57
H 11/22	New Orleans.....W	81	66
H 11/25	Colorado State.....W	64	57
H 11/29	Texas-San Antonio.....W	68	59
A 12/1	Tulsa.....L	68	85

Ameritas Classic*

H 12/5	UNC Wilmington*.....W	85	68
H 12/6	Grambling State*.....W	85	48
A 12/10	Creighton.....L	73	84
A 12/13	Minnesota.....W	70	66

Rainbow Classic@

N 12/27	Virginia@.....W	80	65
A 12/29	Hawaii@.....L	62	87
N 12/30	Vanderbilt@.....L	69	80
A 1/3	Kansas (2).....L	76	96
A 1/7	Oklahoma State.....W	67	62
H 1/11	Colorado.....W	87	72
H 1/18	Oklahoma.....W	53	43
A 1/21	Texas.....L	91	105
H 1/24	Iowa State.....W	63	49
A 1/28	Kansas State.....L	49	72
H 2/1	Kansas (5).....L	71	82
A 2/4	Missouri (OT).....L	76	81
H 2/7	Kansas State.....L	63	69
A 2/11	Texas A&M.....W	75	58
H 2/14	Baylor.....W	66	55
H 2/18	Missouri (OT).....W	67	66
A 2/21	Colorado.....W	79	71
H 2/25	Texas Tech.....W	82	65
A 2/28	Iowa State.....W	70	62

Phillips 66 Big 12 Tournament^

N 3/6	Baylor.....W	65	46
N 3/7	Kansas (4).....L	59	91

NCAA Tournament

N 3/12	Arkansas (17)%.....L	65	74
--------	----------------------	----	----

* Ameritas Classic, Lincoln, Neb.; @ Rainbow Classic, Honolulu, Hawaii; % NCAA Tournament, Boise, Idaho; ^Kansas City, Mo.

Season Notes: Nebraska's school record of consecutive postseason appearances reached eight seasons...Nebraska won 20 games for the fifth time in eight seasons and the sixth time under Danny Nee...NU made its first NCAA Tournament appearance since 1994, but failed to pick up its first NCAA win...Nebraska posted seven consecutive wins against league

foes for the first time in 20 seasons...NU's 10-6 league record was its best since a 9-5 Big Eight mark in 1990-91...Tyronn Lue was a first-team All-Big 12 choice and became NU's 19th, 1,000-point scorer and was a first-round NBA draft choice...Venson Hamilton broke the single-season rebounding record.

1998-99

Overall Record: 20-13 Conference: 10-6 in Big 12 (t-5th)
Home: 12-4 (6-2) Away: 8-9 (4-4)

Coach: Danny Nee

H 11/14	UNC Greensboro.....W	79	59
N 11/19	Villanova*.....L	60	75
N 11/21	Washington State*.....W	95	84
N 11/22	Wisconsin*.....L	41	78
H 11/28	North Carolina A&T.....W	65	47
H 12/1	Tulsa.....L	49	52

Ameritas Classic**

H 12/4	SW Texas State**.....W	63	54
H 12/5	Colgate**.....W	60	48
H 12/9	Creighton.....W	76	60
A 12/12	Colorado State.....L	49	75
H 12/19	Minnesota (17).....L	51	55
A 12/27	San Francisco.....W	62	52
A 12/30	UMKC.....W	81	65
A 1/2	Missouri.....L	57	80
H 1/10	Texas.....L	76	89
H 1/13	Kansas State.....W	70	61
A 1/16	Baylor.....W	68	55
A 1/20	Oklahoma (25).....W	96	81
H 1/23	Colorado.....W	72	55
H 1/27	Kansas (20).....W	84	69
A 1/30	Iowa State.....L	47	52
A 2/3	Colorado.....W	57	52
H 2/6	Missouri (24).....W	69	61
A 2/10	Kansas (24).....W	64	59
H 2/13	Iowa State.....W	59	57
H 2/17	Oklahoma State.....L	48	60
A 2/20	Texas Tech.....L	68	73
A 2/24	Kansas State.....L	45	62
H 2/27	Texas A&M.....W	87	68

Phillips 66 Big 12 Tournament^

N 3/4	Texas Tech.....W	69	50
N 3/5	Kansas.....L	53	77

National Invitation Tournament

H 3/10	UNLV.....W	68	55
A 3/15	TCU.....L	89	101

* Top of the World Classic, Fairbanks, Alaska;
** Lincoln, Neb. ^Kansas City, Mo.

Season Notes: Nebraska's school record of consecutive postseason appearances reached nine seasons...Nebraska won 20 games for the sixth time in nine seasons, the seventh time under Danny Nee...senior center Venson Hamilton was named first-team All-Big 12, the Big 12 Player of the Year and an honorable-mention All-American...Hamilton also became NU's all-time leader in rebounding, blocked shots and games played and joined NU's 1,000-point club...junior guard Cookie Belcher broke the NU single-game, season and career steals record and was a third-team All-Big 12 pick...NU swept Kansas for the first time since 1983 and also won at Lawrence for the first time since the same season...NU won 10 conference games for the second straight season and posted four straight wins against nationally ranked opponents for the first time ever.

1999-2000

Overall Record: 11-19 Conference: 4-12 in Big 12 (t-8th)
Home: 10-6 (4-4) Away: 1-13 (0-8)

Coach: Danny Nee

H 11/23	Eastern Illinois (20T).....W	81	78
---------	------------------------------	----	----

Hoop and Quill Classic*

N 11/26	Southern Mississippi*.....L	48	75
N 11/27	Northwestern*.....W	61	52
N 11/28	Rutgers*.....L	62	81

Ameritas Classic**

H 12/3	Western Carolina**.....L	72	74
H 12/4	Monmouth**.....W	63	47
A 12/9	Creighton.....L	72	89
H 12/11	Pittsburgh.....W	69	57
N 12/18	Arizona (4)***.....L	59	80
H 12/20	San Francisco.....L	60	64
H 12/22	Oral Roberts.....W	80	65
H 12/31	Minnesota.....W	90	78
H 1/4	Pacific.....W	92	68
A 1/8	Kansas State.....L	79	97
H 1/12	Iowa State.....L	65	66
A 1/15	Kansas (8).....L	82	97
H 1/19	Texas Tech.....W	70	67
H 1/22	Baylor.....W	69	55
A 1/25	Texas (17).....L	55	82
H 1/29	Kansas State.....W	81	72
H 2/5	Missouri.....L	78	84
A 2/8	Colorado.....L	58	70



The Huskers earned four straight NCAA Tournament bids between 1991 and 1994. Nebraska earned the league's automatic berth in 1993-94 as it captured the school's first Big Eight Tournament title.

A 2/12	Iowa State (17).....	L	65	87
H 2/14	Oklahoma (20).....	L	54	62
A 2/19	Oklahoma State (8).....	L	55	94
H 2/23	Kansas (23).....	L	58	83
H 2/26	Colorado.....	W	69	64
A 3/1	Missouri.....	L	72	86
A 3/4	Texas A&M (OT).....	L	76	83

Phillips 66 Big 12 Tournament[^]
N 3/9 Baylor..... L 55 63

* Hoop and Quill Classic, St. Charles, Mo.; ** Lincoln, Neb.; *** Las Vegas Showdown, Las Vegas, Nev. [^]Kansas City, Mo.
Season Notes: Danny Nee established a new school record for coaching victories with 254...NU tied the school record for losses with 19 and did not win a game on an opponent's home court for the first time since 1960...Kimani Ffriend earned second-team All-Big 12 honors, and Larry Florence and Steffon Bradford were honorable-mention picks.

2000-01

Overall Record: 14-16 Conference: 7-9 in Big 12 (7th)

Home: 8-6 (5-3) Away: 6-10 (2-6)

Coach: Barry Collier

A 11/18	Oral Roberts.....	L	83	87
H 11/21	Eastern Illinois.....	W	85	71
H 11/27	Winthrop.....	W	65	44
A 12/2	Pittsburgh.....	L	51	52

Husker Classic[#]

H 12/8	UMKC#.....	L	71	82
H 12/9	Alaska-Fairbanks#.....	W	84	55

FedEx Orange Bowl Classic[%]

N 12/16	Miami%.....	W	72	64
---------	-------------	---	----	----

San Juan Shootout[^]

N 12/20	Iona [^]	W	81	80
N 12/21	Kent State [^]	W	69	68
N 12/22	Southern Methodist [^]	W	72	70
A 12/28	Minnesota (OT).....	L	70	74
H 12/30	Murray State.....	L	71	79
H 1/2	Creighton.....	L	51	62
A 1/6	Missouri.....	L	66	68
H 1/13	Texas (22).....	W	80	67
A 1/17	Kansas (5).....	L	62	84
H 1/20	Iowa State (23).....	L	59	60
H 1/24	Missouri.....	W	85	79
A 1/27	Oklahoma (24).....	L	66	77
A 1/30	Kansas State.....	W	63	61
H 2/3	Colorado.....	L	57	60
H 2/7	Oklahoma State (OT).....	W	78	75
A 2/10	Baylor.....	L	58	69
H 2/14	Kansas State.....	W	82	56
A 2/17	Colorado (OT).....	W	87	82
A 2/21	Texas Tech.....	L	64	65
H 2/25	Kansas (10).....	L	74	78
H 2/28	Texas A&M.....	W	97	69
A 3/3	Iowa State (8).....	L	73	86

Phillips 66 Big 12 Tournament^{*}

N 3/8	Kansas State.....	L	58	62
-------	-------------------	---	----	----

#-Lincoln, Neb.; %-Miami, Fla.; ^-Carolina, P.R.

*Kansas City, Mo.

Season Notes: Barry Collier became the 25th head coach in school history when he took over the program...senior Cookie Belcher set the Big 12 record and finished third in NCAA history with 353 steals...Nebraska recorded a five-game winning streak in mid-December, while winning the San Juan Shootout title...Belcher ended his illustrious career by earning second-team All-Big 12 honors...Kimani Ffriend and Steffon Bradford were tabbed honorable-mention all-conference.

2001-02

Overall Record: 13-15 Conference: 6-10 in Big 12 (7th)

Home: 12-4 (5-3) Away: 1-11 (1-7)

Coach: Barry Collier

H 11/20	North Carolina A&T.....	W	69	57
H 11/24	Winthrop.....	W	73	65
H 11/28	Texas-San Antonio.....	W	81	63
H 12/2	Wofford.....	W	65	46
H 12/5	Western Illinois.....	W	72	53
H 12/8	Oral Roberts.....	W	61	55
A 12/12	Creighton.....	L	70	76
H 12/15	Sam Houston State.....	L	70	74
A 12/22	Minnesota.....	L	72	81
A 12/29	Pacific.....	L	52	75
H 1/2	Savannah State.....	W	66	47

A 1/5	Missouri (17).....	L	53	60
A 1/9	Kansas (1).....	L	57	96
H 1/12	Colorado.....	W	75	67
H 1/16	Oklahoma (5).....	L	51	78
A 1/19	Texas.....	L	66	77
A 1/23	Oklahoma State (11).....	L	63	70
H 1/26	Iowa State (OT).....	W	86	84
H 1/30	Texas Tech (20).....	W	80	69
A 2/5	Colorado.....	L	61	84
H 2/9	Kansas State.....	W	99	82
H 2/13	Missouri.....	L	71	87
A 2/16	Iowa State.....	L	79	85
A 2/20	Texas A&M.....	W	82	72
H 2/24	Kansas (1).....	L	87	88
H 2/27	Baylor.....	W	75	55
A 3/2	Kansas State.....	L	58	67

Phillips 66 Big 12 Tournament[^]
N 3/7 Colorado..... L 60 67

[^]Kansas City, Mo.

Season Notes: Senior Cary Cochran set Nebraska career, season and single-game records for 3-pointers, and finished third in Big 12 history with 268...Cochran led the nation in free-throw percentage and finished second in NU single-season history...NU recorded six straight victories to open the season, and finished with a 12-4 mark at the Devaney Center...Cochran and senior John Robinson II were selected honorable-mention All-Big 12 (coaches)...Cochran and Brian Conklin were named to the academic All-Big 12 first-team, and Cochran was selected to the Verizon Academic All-District first-team.

2002-03

Overall Record: 11-19 Conference: 3-13 in Big 12 (12th)

Home: 9-6 (3-5) Away: 2-13 (0-8)

Coach: Barry Collier

Top of the World Classic[!]

N 11/21	Centenary!.....	W	68	45
N 11/23	Alaska-Fairbanks!.....	L	61	64
N 11/24	Ball State!.....	L	65	73
H 12/1	Texas-San Antonio.....	W	69	53
A 12/5	South Florida.....	L	60	65
H 12/8	Minnesota (20).....	W	80	60
H 12/14	IPFW.....	W	63	46
H 12/21	Creighton (20).....	L	73	81

ASU Hoops Classic[#]

N 12/27	UC Santa Barbara#.....	W	60	57
A 12/28	Arizona State#.....	L	63	75
H 12/31	Eastern Washington.....	W	63	60
H 1/4	Denver (OT).....	W	79	75
H 1/7	Lipscomb.....	W	70	60
A 1/11	Kansas (14).....	L	59	92
H 1/15	Texas A&M.....	L	52	53
H 1/18	Colorado (OT).....	W	80	77
A 1/22	Kansas State.....	L	53	77
A 1/25	Iowa State.....	L	61	71
H 1/29	Missouri (25).....	L	56	63
H 2/1	Kansas (12).....	L	51	81
A 2/5	Texas Tech.....	L	49	75
H 2/12	Oklahoma State (13).....	L	70	77
H 2/15	Texas (6).....	L	63	75
A 2/18	Missouri.....	L	50	67
A 2/22	Baylor.....	L	64	78
H 2/25	Kansas State.....	W	68	61
H 3/1	Iowa State.....	W	69	61
A 3/4	Oklahoma (5).....	L	51	76
A 3/8	Colorado.....	L	69	84

Phillips 66 Big 12 Tournament[@]

N 3/13	Missouri.....	L	61	70
--------	---------------	---	----	----

!Fairbanks, Alaska; #Tempe, Ariz.; @Dallas, Texas

Season Notes: Nebraska finished the year 9-6 at the Devaney Center, its 27th straight home winning season, but lost a school-record tying 19 games on the year...Andrew Drevo and Nate Johnson earned honorable-mention All-Big 12 honors by AP and the league's head coaches, respectively...John Turek was named academic All-Big 12.

2003-04

Overall Record: 18-13 Conference: 6-10 in Big 12 (9th)

Home: 15-3 (5-3) Away: 3-10 (1-7)

Coach: Barry Collier

H 11/22	Fairleigh Dickinson.....	W	80	64
H 11/29	Eastern Michigan.....	W	67	59

H 12/3	Arizona State.....	W	66	60
H 12/6	South Florida.....	W	75	52
H 12/8	Delaware State.....	W	68	39
A 12/10	Creighton.....	L	54	61
H 12/13	Tennessee.....	W	77	62
H 12/20	Bethune-Cookman.....	W	70	26
H 12/22	Lipscomb.....	W	75	52
A 12/29	Minnesota.....	W	77	60
H 1/6	St. Francis (Pa.).....	W	93	49
A 1/10	Iowa State.....	L	74	89
H 1/14	Colorado.....	L	60	68
A 1/17	Texas (18).....	L	61	63
H 1/21	Baylor.....	W	76	47
A 1/24	Missouri.....	L	51	72
H 2/1	Oklahoma (25).....	L	50	52
A 2/4	Kansas State.....	L	61	78
H 2/7	Missouri.....	W	78	62
A 2/11	Texas A&M.....	W	83	77
H 2/15	Kansas (12).....	W	74	55
H 2/18	Kansas State.....	L	58	63
A 2/21	Oklahoma St. (7, OT).....	L	83	87
H 2/24	Texas Tech (25).....	W	72	44
H 2/28	Iowa State.....	W	68	65
A 3/3	Kansas (21).....	L	67	78
A 3/6	Colorado.....	L	75	78

Phillips 66 Big 12 Tournament[&]
N 3/11 Oklahoma..... L 59 63

National Invitation Tournament

A 3/16	Creighton.....	W	71	70
H 3/19	Niagara.....	W	78	70
A 3/22	Hawaii.....	L	83	84

&Dallas, Texas

Season Notes: Nebraska picked up its first postseason berth in five years and first under Coach Barry Collier...the Huskers went 2-1 in the NIT...Nebraska finished with a 15-3 record at home, tying for the second-most home wins in Devaney Center history...Nate Johnson led the team in scoring (13.0) while picking up honorable-mention all-conference honors...Johnson finished as the second-highest scoring transfer in school history, only behind teammate Andrew Drevo...Brian Conklin set a Big 12 and school record by hitting 55.9 percent from 3-point range...The Huskers set the Big 12 mark for fewest points allowed in a contest (26) and in a half (12) against Bethune-Cookman.

2004-05

Overall Record: 14-14 Conference: 7-9 in Big 12 (8th)

Home: 10-6 (4-4) Away: 4-8 (3-5)

Coach: Barry Collier

H 11/23	Arkansas-Pine Bluff.....	W	97	40
H 11/27	Texas Southern.....	W	78	58
A 12/2	UAB.....	L	66	80
H 12/6	Morgan State.....	W	64	34
H 12/8	Minnesota.....	L	48	57
H 12/11	Creighton.....	L	48	50
H 12/18	North Carolina A&T.....	W	71	49
A 12/21	Marquette.....	L	62	81
A 12/30	Tennessee.....	W	62	61
H 1/2	Montana State.....	W	78	45
H 1/8	Kansas State (2ot).....	W	95	85
A 1/12	Colorado.....	W	68	61
H 1/15	Texas (10).....	L	53	63
A 1/19	Kansas (2).....	L	57	59
A 1/22	Missouri.....	L	70	80
H 1/26	Texas A&M.....	W	77	67
A 1/29	Texas Tech.....	L	68	84
H 2/1	Utah Valley State.....	W	91	57
H 2/5	Kansas (3).....	L	65	78
H 2/8	Iowa State.....	L	60	65
A 2/12	Baylor.....	W	74	63
A 2/16	Oklahoma (21).....	L	60	83
H 2/19	Missouri.....	L	53	56
H 2/22	Oklahoma State (4).....	W	74	67
A 2/27	Iowa State.....	W	76	69
H 3/2	Colorado.....	W	70	55
A 3/5	Kansas State.....	L	53	73

Phillips 66 Big 12 Tournament[#]

N 3/10	Missouri.....	L	67	70
--------	---------------	---	----	----

[#]Kansas City, Mo.

Season Notes: Nebraska won at least 10 home games for the 23rd time in 29 years at the Devaney Center...the Huskers' biggest win of the season came at home against No. 4 Oklahoma State, NU's first win over a top-five program

since 1994...freshman guard Joe McCray earned honorable mention All-Big 12 honors from the coaches and AP after setting the freshman records for scoring average (15.5 ppg) at NU and 3-pointers (80) in the Big 12...freshman center Aleks Maric broke NU freshman record for rebounds (169)... five Huskers earned academic All-Big 12 honors, including Jake Muhleisen who was also named academic all-district.

2005-06

Overall Record: 19-14 Conference: 7-9 in Big 12 (6th)

Home: 14-5 (4-4) Away: 5-9 (3-5)

Coach: Barry Collier

John Thompson Foundation Basketball Challenge[^]

H 11/18	Longwood [^]	W	80	65
H 11/19	Yale [^]	W	73	64
H 11/20	Louisiana Tech [^]	W	59	56
H 11/27	SE Missouri State	W	69	54
H 11/30	Marquette	W	84	74
H 12/3	UAB	L	72	73
H 12/8	South Dakota State	W	76	67
A 12/11	Creighton	L	44	70
H 12/17	Chicago State	W	76	65
H 12/19	North Carolina A&T	W	107	57
H 12/21	Alabama A&M	W	67	60

Micro PCS Orange Bowl Classic[@]

N 12/31	Florida State [@]	L	60	74
H 1/3	Northern Colorado	W	60	50
H 1/7	Oklahoma (12)	W	59	58
A 1/11	Kansas State	W	57	42
H 1/17	Iowa State	L	75	88
A 1/21	Kansas	L	54	96
A 1/25	Colorado	L	59	81
H 1/28	Missouri	W	65	52
A 1/31	Oklahoma State	W	59	57
H 2/4	Baylor	W	60	45
H 2/8	Kansas	L	48	69
A 2/11	Texas (6)	L	59	78
A 2/15	Iowa State	W	73	63
H 2/18	Texas Tech	L	64	70
H 2/22	Colorado	W	93	77
A 2/25	Texas A&M	L	55	66
H 3/1	Kansas State	L	64	66
A 3/5	Missouri	L	63	64

Phillips 66 Big 12 Tournament[#]

N 3/9	Missouri	W	71	64
N 3/10	Oklahoma (22)	W	69	63
N 3/11	Kansas (17)	L	65	79

National Invitation Tournament

A 3/16	Hofstra	L	62	73
--------	---------	---	----	----

[^]Lincoln, Neb.; [@]Sunrise, Fla.; [#]Dallas, Texas

Season Notes: Nebraska won 19 games, its most since 1998-99... the Huskers earned their second postseason NIT appearance in three years after a sixth-place finish in the Big 12, their highest placing in eight years...NU reached the semifinals by winning two games at the conference tournament for the first time in the Big 12 era...Nebraska picked up two wins over ranked teams, both against Oklahoma...sophomore Aleks Maric led the Big 12 in double-doubles in league-only games and was third overall in rebounding.

2006-07

Overall Record: 17-14 Conference: 6-10 in Big 12 (t-7th)

Home: 12-4 (4-4) Away: 5-10 (2-6)

Coach: Doc Sadler

H 11/14	Nebraska-Omaha	W	76	62
H 11/18	Creighton (20)	W	73	61
H 11/21	Lubbock Christian	W	65	42
H 11/27	Arkansas-Pine Bluff	W	71	42
H 11/29	North Texas	W	76	57
A 12/2	Rutgers	L	73	75
N 12/9	Oregon!	L	56	68
H 12/17	Alabama A&M	W	82	55
Rainbow Classic ^{\$}				
N 12/20	Wyoming ^{\$}	W	73	58
A 12/22	Hawaii ^{\$}	L	72	81
N 12/23	Houston ^{\$}	W	70	57
Micro PCS Orange Bowl Classic [@]				
N 12/30	Miami [@]	W	82	67
H 1/3	Savannah State	W	81	53
H 1/6	Western Kentucky	W	82	71

A 1/10	Iowa State	L	62	71
A 1/17	Oklahoma	L	53	70
H 1/20	Colorado	W	71	50
H 1/24	Texas	L	61	62
A 1/27	Kansas State	L	45	61
H 1/29	Kansas (6)	L	56	76
A 2/3	Missouri	W	66	61
A 2/6	Texas Tech	W	61	59
H 2/10	Texas A&M (6)	L	55	66
H 2/13	Kansas State	W	74	63
A 2/17	Kansas (9)	L	39	92
A 2/21	Baylor	L	59	63
H 2/24	Missouri (ot)	W	82	77
H 2/28	Iowa State	L	63	69
A 3/3	Colorado	L	69	73
H 3/5	Oklahoma State	W	85	73

Phillips 66 Big 12 Tournament[^]

N 3/8	Oklahoma State	L	39	54
-------	----------------	---	----	----

^{!Portland, Ore.;} ^{\$Honolulu, Hawaii;}

^{@Sunrise, Fla.;} ^{^Oklahoma City, Okla.}

Season Notes: Nebraska went through a coaching change late in the summer as Doc Sadler became the 26th head coach in program history on Aug. 8, 2006, after former coach Barry Collier left his position in early August to become Athletic Director at his alma mater, Butler University...despite the late start, the Huskers reeled off five straight wins to open the season, including a victory over nationally ranked Creighton, on their way to a 17-14 overall record...Nebraska played only one home game in the month of December while traveling more than 15,000 miles for six games...despite dealing with several injuries and transfers, NU finished seventh in the league standings with a 6-10 record...Nebraska defeated five teams that went on to play in the postseason...Aleks Maric earned second-team All-Big 12 honors from the coaches and Associated Press after averaging 18.5 points and 8.7 rebounds per game, totals that were fourth and second, respectively, in the conference...Maric also earned all-district honors from the coaches and the basketball writer's associations...Paul Velandar was named to the academic all-league team.

2007-08

Overall Record: 20-13 Conference: 7-9 in Big 12 (t-7th)

Home: 17-3 (5-3) Away: 3-10 (2-6)

Coach: Doc Sadler

H 11/10	Presbyterian	W	67	52
H 11/17	Alabama A&M	W	59	45
H 11/20	Norfolk State	W	83	48
A 11/24	Creighton	L	62	74
H 11/26	IPFW	W	79	62
H 12/2	Arizona State	W	62	47
A 12/5	Western Kentucky (ot)	L	62	69
H 12/9	Rutgers	W	63	51
H 12/11	Savannah State	W	82	37
H 12/15	Oregon & (16, ot)	W	88	79
H 12/22	North Carolina Central	W	71	28
H 12/29	Alcorn State	W	77	53
H 1/4	Maryland Eastern Shore	W	86	50
H 1/12	Kansas (3)	L	58	79
A 1/15	Colorado	L	51	55
H 1/19	Baylor	L	70	72
A 1/26	Kansas (2)	L	49	84
A 1/30	Missouri	W	66	62
H 2/2	Iowa State	W	64	56
A 2/6	Kansas State (20)	L	64	71
H 2/9	Texas Tech	W	73	62
H 2/13	Missouri (ot)	L	78	86
A 2/16	Iowa State	L	52	60
H 2/20	Kansas State (24)	W	71	64
A 2/23	Texas A&M (22)	W	65	59
H 2/27	Oklahoma	W	63	45
A 3/1	Oklahoma State	L	63	77
A 3/4	Texas (9)	L	66	70
H 3/9	Colorado	W	68	49

Phillips 66 Big 12 Tournament[^]

N 3/13	Missouri	W	61	56
--------	----------	---	----	----

N 3/14	Kansas (5)	L	54	64
--------	------------	---	----	----

National Invitation Tournament

H 3/19	Charlotte	W	67	48
--------	-----------	---	----	----

A 3/24	Mississippi (ot)	L	75	85
--------	------------------	---	----	----

& at West Center in Omaha [^]Kansas City, Mo.

Season Notes: Nebraska earned just the 12th 20-win season in program history and Coach Doc Sadler tied the record for a

Husker mentor with 37 wins in his first two years combined... Sadler also became the first coach in school history to post at least 17 wins in each of his first two seasons...NU's 20th win came in the postseason as Nebraska defeated Charlotte in the first round of the National Invitation Tournament...it was the first postseason bid under Sadler and the 14th overall NIT appearance by Nebraska...the biggest success came behind senior center Aleks Maric who earned first-team All-Big 12 honors from the AP and second-team accolades from the coaches after averaging 15.7 points and 10.2 rebounds per game...Maric also earned first-team all-district honors from the coaches and the basketball writer's associations...Maric became only the second player in school history to top 1,000 career rebounds, and he tied the school single-season record with 335 boards as a senior...Maric was the first Husker and only the third player in the Big 12 era with at least 1,600 points and 1,000 rebounds in a career...Ade Dagunduro and Steve Harley were each named to the All-Big 12 Newcomer Team... Paul Velandar was named to the academic all-league team.

2008-09

Overall Record: 18-13 Conference: 8-8 in Big 12 (8th)

Home: 14-4 (5-3) Away: 4-8 (3-5)

Coach: Doc Sadler

H 11/16	San Jose State	W	63	46
A 11/19	TCU	W	62	50
H 11/22	Arkansas-Pine Bluff	W	67	53
H 11/25	Saint Louis	W	71	57
H 11/29	Creighton	W	54	52
H 12/3	Alabama State	W	80	51
A 12/7	Arizona State (19)	L	44	64
A 12/13	Oregon State	L	63	64
H 12/20	IPFW	W	75	48
H 12/23	UMBC	L	64	66
H 12/30	South Carolina State	W	77	63
H 1/3	Maryland Eastern Shore	W	88	56
H 1/5	Florida A&M	W	81	56
H 1/10	Missouri	W	56	51
A 1/14	Iowa State	L	53	65
H 1/17	Kansas State	W	73	51
A 1/21	Oklahoma (6)	L	61	72
H 1/24	Oklahoma State (ot)	L	74	76
H 1/28	Kansas	L	62	68
A 1/31	Texas Tech	W	82	69
A 2/4	Colorado	W	55	53
H 2/7	Texas (16)	W	58	55
A 2/14	Missouri (17)	L	47	70
H 2/18	Colorado	W	46	41
A 2/21	Kansas (15)	L	53	70
H 2/24	Texas A&M	L	55	57
A 2/28	Kansas State	L	72	77
H 3/4	Iowa State	W	77	61
A 3/7	Baylor	W	66	62

Phillips 66 Big 12 Tournament[^]

N 3/11	Baylor	L	49	65
--------	--------	---	----	----

National Invitation Tournament

A 3/17	New Mexico	L	71	83
--------	------------	---	----	----

[^]Oklahoma City, Okla.

Season Notes: Despite fielding the shortest team in Division I in 2008-09, Nebraska finished with its first .500 record in Big 12 play in 10 years, and only the third time in the Big 12 era...with 18 regular-season wins, the Huskers earned their second straight National Invitation Tournament berth and 22nd postseason berth in school history...coach Doc Sadler set the Nebraska record for most wins in his first three years in Lincoln, posting 55 over the past three seasons... senior guard Ade Dagunduro was a third-team All-Big 12 selection by the coaches and media, and was selected to the coaches All-Defense Team...the Huskers continued a streak with at least one win over a ranked opponent for the ninth straight season, defeating No. 16 Texas, 58-55, at home... Paul Velandar and Nick Krenk were selected to the academic All-Big 12 first team.

NEBRASKA

1

Athletic Department Directory

UNIVERSITY OF NEBRASKA

The University of Nebraska-Lincoln does not discriminate based on gender, age, disability, race, color, religion, marital status, veteran's status, national or ethnic origin or sexual orientation.

ATHLETIC DEPARTMENT MISSION

The mission of the University of Nebraska Athletic Department is to serve our student-athletes, coaches, staff and fans by:

Displaying Integrity in every decision and action; Building and maintaining Trust with others; Giving Respect to each person we encounter; Pursuing unity of purpose through Teamwork; Maintaining Loyalty to student-athletes, co-workers, fans and the University of Nebraska.

ATHLETIC DEPARTMENT FACTS

Location (Population)	Lincoln, Neb. (251,624)
Founded (Enrollment)	1869 (24,000)
Chancellor	Harvey Perlman, J.D.
Athletic Director	Tom Osborne
Institutional Representative	Josephine Potuto, J.D.
Athletic Department Phone	(402) 472-4224
Ticket Office	(402) 472-3111 or (800) 8BIGRED
Nickname	Cornhuskers, Huskers
Colors	Scarlet and Cream
Web site	Huskers.com
Conference	Big 12
First year of basketball	1896-97
All-time record	1,353-1,202
NCAA Appearances (last)	6 (1998)
NIT Appearances (last)	16 (2009)
Arena (Opened)	Bob Devaney Sports Center (1976)
Capacity	13,595
NU record at Devaney Center	398-125

ATHLETIC ADMINISTRATION (402) 472-3011

Athletic Director	Tom Osborne
Executive Associate A.D.	Marc Boehm
Senior Associate A.D./Academics,	
Compliance & Planning	Dennis Leblanc
Associate A.D./Community Relations	Chris Anderson
Associate A.D./Administration	Bob Burton
Associate A.D./Facilities & Events	Butch Hug
Associate A.D./Capital Planning & Construction	John Ingram
Associate A.D./CFO	Nancy Kenny
Associate A.D./SWA	Pat Logsdon
Associate A.D./Development	Paul Meyers
Associate A.D./Life Skills	Keith Zimmer
Assistant A.D./Ticket Operations	Holly Adam
Assistant A.D./Athletic Medicine	Dr. Lonnie Albers
Assistant A.D./Compliance	Gary Bargaen
Assistant A.D./Technology	Shot Kleen
Assistant A.D./Media Relations	Keith Mann
Assistant A.D./Marketing,	
Licensing & Concessions	Michael Stephens
Assistant A.D./Compliance & Planning	Josh White

ATHLETIC MEDICINE (402) 472-2276

Associate Director of Athletic Medicine/	
Head Athletic Trainer	Jerry Weber
Head Football Athletic Trainer	Mark Mayer
Assistant Athletic Trainers	Brad Brown, Tom Dufresne,
	Jolene Emricson, Lisa Loewenstein,
	R.J. Pietig, Jeff Rudy, Patrick Spieldenner
Chief of Staff/Orthopaedic Surgeon	Dr. Pat Clare
Orthopaedists	Dr. Scott Strasburger, Dr. David Clare
Sports Nutritionists	Josh Hingst, Lindsey Remmers

ATHLETIC PERFORMANCE (402) 472-3333

Director of Strength and Conditioning	Mike Arthur
Head Football Strength Coach	James Dobson
Basketball Strength Coach	Rusty Ruffcorn
Assistant Strength Coaches	Chad Wade, Tyler Clark,
	Laura Buttermore, Brian Kmita, Brandon Rignon

HUSKERVISION (402) 472-4645

Executive Director of Video Production	Kirk Hartman
Chief Engineer	Scott Guthrie
Production Coordinator	Kelly Mosier
Production Specialists	Mike Hodges, Amanda Pohlmann,
	Brad Colee (MBB), Chris Pankonin

MEDIA RELATIONS (402) 472-2263

Director of Media Relations Operations	Jeff Griesch
Associate Directors	Shamus McKnight, Jerry Trickie (MBB)
Assistant Director	Matt Smith
Photographer	Scott Bruhn
Administrative Assistant	Vicki Cartwright
Interns	Brandon Gries, Jeremy Foote
Student Assistants	Tyler DeBoer, Nate Pohlen,
	Scott Pulverenti, Nate Rohr,
	Jessica Schwager, Hilary Winter

ACADEMIC PROGRAMS AND STUDENT SERVICES (402) 472-2042

Associate Directors	Katie Jewell, Kim Schellpeper
Academic Counselors	Alvin Banks, Sheri Hastings,
	Mike Nieman, Will Sheppard, Andrea Einspahr
Administrative Assistant	Leah Huber

SUPPORT STAFF

Director of Marketing	Corrie Sears
Concessions Event Manager	Roxanne Rasmussen
Concessions Operations Manager	Janell Hall
Creative Director/Huskers.com	Randy York
Assistant Director of Athletic Facilities	Randy Gobel

NEBRASKA HEAD COACHES

Baseball	Mike Anderson	472-2269
Basketball (Men)	Doc Sadler	472-2265
Basketball (Women)	Connie Yori	472-6462
Bowling (Women)	Bill Straub	472-0404
Cross Country	Jay Dirksen	472-6461
Football	Bo Pelini	472-3116
Golf (Men)	Bill Spangler	472-6472
Golf (Women)	Robin Krapfl	472-1415
Gymnastics (Men)	Chuck Chmelka	472-6476
Gymnastics (Women)	Dan Kendig	472-3808
Rifle (Women)	Morgan Hicks	472-6167
Soccer (Women)	John Walker	472-0456
Softball	Rhonda Revelle	472-8801
Swimming/Diving	Pablo Morales	472-3186
Tennis (Men)	Kerry McDermott	472-6464
Tennis (Women)	Scott Jacobson	472-6473
Track and Field	Gary Pepin	472-6461
Volleyball	John Cook	472-2399
Wrestling	Mark Manning	472-9430

MEDIA GUIDE CREDITS

The 2009-10 Nebraska men's basketball media and recruiting guide was produced by the Nebraska Media Relations Office. The guide was written, designed and edited by Associate Media Relations Director Jerry Trickie. Editing assistance provided by Assistant A.D./Media Relations Keith Mann, and Assistant Media Relations Director Matt Smith. Additional research and editing by Administrative Assistant Vicki Cartwright, intern Brandon Gries and student assistants Tyler DeBoer, Nate Pohlen, Scott Pulverenti, Jessica Schwager and Hilary Winter. Special thanks to freelance writer Mike Babcock for his writing contributions.

Photo credits to Scott Bruhn, Nebraska Media Relations; Tom Slocum and Richard Voges, UNL Photo Productions; John F. Grieshop/Schwartzman Photos; Steven Maikoski, USA Basketball; Scott Cunningham, NBAE/Getty Images.

Inside and outside cover design by Annie Wood. Cover photography by Scott Bruhn.

Copyrighted by Nebraska Media Relations. The cost of the 2009-10 Nebraska media guide is \$9.34 plus \$0.66 tax.



Nebraska Media Outlets

ASSOCIATED PRESS

ap.org
909 N. 96th, Suite 104, Omaha, NE 68114
402-391-0031 (800-642-9920) Fax: 402-391-1412
Eric Olson (eolson@ap.org)

LINCOLN JOURNAL STAR

journalstar.com
926 P Street, Lincoln, NE 68508
402-473-7431 Fax: 402-473-7291
Sports Editor-Todd Henrichs (thenrichs@journalstar.com)
Writers-Brian Christopherson (bchristopherson@journalstar.com),
Brian Rosenthal (brosenthal@journalstar.com), Curt McKeever
(cmckeever@journalstar.com); Columnist-Steve Sipple (ssipple@
journalstar.com)

OMAHA WORLD-HERALD

omaha.com
1314 Douglas St., #100, Omaha, NE 68102
402-444-1000 (800-284-6397) Fax: 402-344-3343
Omaha World-Herald Lincoln Bureau
635 S. 14th, Suite 310, Lincoln, NE 68508 402-473-9587
Sports Editor-Thad Livingston (thad.livingston@owh.com)
Writers-Rich Kaipust (rich.kaipust@owh.com), Mitch Sherman (mitch.
sherman@owh.com), Lee Barfknecht (lee.barfknecht@owh.com);
Columnist-Tom Shatel (tom.shatel@owh.com)

DAILY NEBRASKAN

dailynebraskan.com
20 Nebraska Union, Lincoln, NE 68588-0448
402-472-1765 Fax: 402-472-1761
Sports Editor-TBA (sports@dailynebraskan.com)

BEATRICE SUN

beatricedailysun.com
200 North 7th Street, Beatrice, NE 68310
402-223-5233 Fax: 402-228-3571
Sports Editor-Jane White (beatrice.news@lee.net)

COLUMBUS TELEGRAM

columbustelegram.com
1254 27th Ave., Columbus, NE 68601
402-564-2741 Fax: 402-563-7500
Sports Editor-Patrick Murphy (patrick.murphy@lee.net)

FREMONT TRIBUNE

ftrib.com
135 N. Main St, Fremont, NE 68025
402-721-5000 Fax: 402-721-8047
Sports Editor-Brent Wasenius (tribnews@ftrib.com)

GRAND ISLAND INDEPENDENT

theindependent.com
422 W 1st., P.O. Box 1208, Grand Island, NE 68801
308-382-1000 Fax: 308-382-8129
Sports Writer-Bob Hamar (bob.hamar@theindependent.com)

HASTINGS TRIBUNE

hastingstribune.com
908 W. 2nd Street, P.O. Box 788, Hastings, NE 68902
402-462-2131 Fax: 402-462-2184
Sports Editor-Vince Kuppig (vkuppig@hastingstribune.com)

HOLDREGE DAILY CITIZEN

418 Garfield Street, Holdrege, NE 68949
308-995-4441 Fax: 308-995-5992
Sports Editor-Bob King or Tunney Price

KEARNEY HUB

kearneyhub.com
13 East 22nd Street, Kearney, NE 68848
308-237-2152 Fax: 308-233-9745
Sports Editor-Buck Mahoney (kearneyhub@kearney.net)

MCCOOK GAZETTE

mccookgazette.com
W. 1st And E Streets, P.O. Box 1268, McCook, NE 69001
308-345-4500 Fax: 308-345-7881
Sports Editor-John Mesh (sports@mccookgazette.com)

NEBRASKA CITY NEWS-PRESS

ncnewspress.com
P.O. Box 757, Nebraska City, NE 68410
402-873-3334 Fax: 402-873-5436
Sports Editor-Kirt Manion (kmanion@ncnewspress.com)

NORFOLK DAILY NEWS

norfolkdailynews.com
525 Norfolk Ave., Norfolk, NE 68701
402-371-1020 Fax: 402-644-2080
Sports Editor-Jay Prauner (jprauner@norfolkdailynews.com)

NORTH PLATTE TELEGRAPH

nptelegraph.com
621 N. Chestnut Street, North Platte, NE 69101
308-532-6000 Fax: 308-532-9268
Sports Editor-Job Vigil (job.vigil@nptelegraph.com)

SCOTTSBLUFF STAR-HERALD

starherald.com
1405 Broadway, Box 1709, Scottsbluff, NE 69363
308-632-9000 Fax: 308-632-9003
Sports Editor-Jeff Fielder (sports@starherald.com)

YORK NEWS-TIMES

yorknewstimes.com
327 Platte Ave., P.O. Box 279, York, NE 68467
402-362-4478 Fax: 402-362-6748
Sports Editor-Ken Kush (ken.kush@yorknewstimes.com)

KOLN-TV (CBS, CHANNELS 10-11)

kolnkgin.com
840 N. 40th, Lincoln, NE 68503
402-467-9270 Fax: 402-467-9208
Sports Director-Kevin Sjuts (sports@kolnkgin.com); Dan Hedman

KLKN-TV (ABC, CHANNEL 8)

klkntv.com
3240 So. 10th, Lincoln, NE 68502
402-434-8000 Fax: 402-436-2236
Sports Director-Dave Hunt (sports@klkntv.com); Ryan Gager

WOWT-TV (NBC, CHANNEL 6)

wowt.com
3501 Farnam Street, Omaha, NE 68131
402-233-7940 Fax: 402-346-6740
Sports Director-Dave Webber (sixonline@wowt.com);
Merlyn Klaus, Ross Jerstrom, John Chapman

KETV (ABC, CHANNEL 7)

ketv.com
2265 Douglas St., Omaha, NE 68131
402-978-8958 Fax: 402-978-8931
Sports Director-Jon Schuetz (jschuetz@theomahachannel.com)

KMTV (CBS, CHANNEL 3)

km3.com
10714 Mockingbird, Omaha, NE 68127
402-592-4330 Fax: 402-592-4714
Sports Director-Travis Justice (travis@km3news.com); Matt Siegel

KPTM-TV (FOX, CHANNEL 9)

kptm.com
4625 Farnam Street, Omaha, NE 68132
402-554-4286 Fax: 402-554-4292
Sports Director-J.J. Davis (sports42@kptm.com); Jeff Radcliffe

NTV (ABC, CHANNEL 13)

P.O. Box 220, Kearney, NE 68848
308-743-2494 Fax: 308-743-2660
Sports Anchor-Josh Jelden (jjelden@ntv.kearney.net)

KHAS-TV (NBC, CHANNEL 5)

khastv.com
P.O. Box 578, Hastings, NE 68901
402-463-1321 Fax: 402-463-6551
Sports Director-Ed Littler (ed.littler@khastv.com)

KNOP-TV (NBC, CHANNEL 2)

knoptv.com
P.O. Box 749, North Platte, NE 69101
308-532-2222 Fax: 308-532-9579
Sports Director-Joe Swift (sports@knoptv.com)

NET SPORTS (PBS, CHANNEL 12)

net.unl.edu
1800 No. 33rd Street, Lincoln, NE 68583-0747
402-472-3611 Fax: 402-474-5347
Executive Producer-Joe Turco (jturco1@unl.edu)
Producer/Director-Jim Carmichael (jarcmaic1@unl.edu)

KLIN (1400 AM)*

klin.com
4343 O St., Lincoln, NE 68510
402-475-4567 Fax: 402-474-8011
Program Director-John Bishop (jbishop@broadcasthouse.com)
*Lincoln Designate for Husker Sports Network

KFAB (1110 AM)*

kfab.com
5010 Underwood Ave., Omaha, NE 68132
402-556-8000 Fax: 402-556-8937
Program Director-Gary Sadlemeyer (garysadlemeyer@hotmail.com)
News Director-Tom Stanton
*Omaha Designate for Husker Sports Network

KRVN (880 AM)*

krvn.com
1007 Plum Creek Pkwy., Lexington, NE 68850-0880
308-324-2371 Fax: 308-324-5786
Program Director-Stafford Thompson (sthompson@krvn.com)
Sports Director-Jayson Jorgensen (jjorgensen@krvn.com)
*Designate for Husker Sports Network

KRNU (90.3 FM)

krnu.unl.edu
201 Andersen Hall, Lincoln, NE 68588-0466
402-472-3054 Fax: 402-472-8403
Station Manager-Rick Alloway (krnu@unl.edu)

KFOR (1240 AM)

kfor1240.com
3800 Cornhusker Hwy., Lincoln, NE 68504
402-466-1234 Fax: 402-467-4095
Sports Director-Chuck Stevens (cstevens@threeeagles.com)

KLMS (1480 AM)

espn1480.com
3800 Cornhusker Hwy., Lincoln, NE 68504
402-466-1234 Fax: 402-467-4095
Sports Director-Jeff Wilkerson (jwilkerson@threeeagles.com)

KOZN (1620 AM)

1620thezone.com
5011 Capitol Suite, #300, Omaha, NE 68132
402-951-1620 Fax: 402-342-7041
Program Director- Kurt Owens
Kevin Kugler (kevin@1620thezone.com)

KOMJ (590 AM)

bigsports590.com
11128 John Galt Blvd., Omaha, NE 68137
402-592-5300 Fax: 402-331-1348

HUSKERS ILLUSTRATED

huskersillustrated.com
7755 S. 23rd St., Lincoln, NE 68512
402-474-4355 Fax: 402-474-5132
Customer Service: 800-524-9527
Editor-Aaron Babcock (ababcock@gobarnstorm.com)
Contributing Writer-Mike Babcock
(477-8053, mbabcock1@nebrr.com)

BIG RED REPORT

bigredreport.com
401 N. Coddington Ave., Lincoln, NE 68520
402-476-5006 Fax: same as phone
Editor Steve Ryan (SteveRyan@bigredreport.com)

2009-10 Media Information and Policies

The 2009-10 Nebraska media guide is designed to assist the media in its coverage of the Nebraska Cornhusker men's basketball program. Additional information, including releases, photographs and video may be obtained by contacting the Media Relations Office at (402) 472-2263, or in many cases can be found on Huskers.com.

Please take a moment to review the following policies and services, which are intended to assist media members in their coverage of Nebraska basketball this season.

MEDIA CREDENTIALS

All requests for press, broadcast, photo and parking credentials for Nebraska basketball home games should be directed to Vicki Cartwright, One Memorial Stadium, P.O. Box 880123, Lincoln, NE, 68588-0123. Credential requests can also be sent via e-mail to Associate Media Relations Director Jerry Trickie (jtrickie@huskers.com) at least one week before the game.

As a general rule, working space is allocated on the following basis:

- 1) daily newspaper and wire-service writers covering for next-day publication;
- 2) radio and television personnel for broadcast origination;
- 3) sports editors of Nebraska daily newspapers;
- 4) official school student daily newspaper;
- 5) approved special coverage;
- 6) press and TV working photographers.

Generally, weekly newspaper representatives, Internet news services and non-originating radio representatives cannot be accommodated because of space limitations. Internet writers for sites affiliated with established, nationally recognized media outlets will be considered on a game-by-game basis as space allows. Credentials will not be granted for writers or photographers for Internet sites that are not affiliated with an accredited news organization.

MEDIA WILL CALL

Media passes that are not mailed may be picked up at the will-call window, located under the south ramp of the Devaney Center by the men's basketball office. The will-call window opens 90 minutes before tipoff. Photo identification is required to pick up credentials.

MEDIA PARKING

The primary parking area for media is located on the south side of the Devaney Center with an overflow area available on the north side across the street. The lots are accessible from 14th or 27th Streets. Additional media parking is also available on the east side of the Devaney Center on the street on a first-come, first-served basis.

COACH SADLER INTERVIEW TIME

The best time for local media to reach Coach Doc Sadler for an interview is 30 minutes before practice on the Devaney Center court. All interviews with Coach Sadler must be scheduled through the Media Relations Office.

Out-of-town media are encouraged to participate in the Big 12 weekly teleconference. Coach Sadler will participate in the telephonic press conferences (see schedule, above right) each week beginning at 11:30 a.m. (CST). The teleconferences begin Dec. 14 and continue throughout the season. Contact the Big 12 Conference communications staff at (469) 524-1000 for more information on how to join the conference call.

BIG 12 WEEKLY TELECONFERENCE

The Big 12 Conference men's basketball coaches will participate in a weekly media-only teleconference during the 2009-10 season. The calls begin in December, followed by weekly teleconferences beginning in January. The schedule is as follows:

Monday, Dec. 14	Monday, Feb. 8
Thursday, Jan. 7	Monday, Feb. 15
Monday, Jan. 11	Monday, Feb. 22
Monday, Jan. 18	Monday, March 1
Monday, Jan. 25	Monday, March 8
Monday, Feb. 1	Monday, March 15*

* - For only those coaches advancing to postseason (NCAA or NIT) play

The teleconference begins at 10 a.m. Central Time. The call can also be heard live and on replay via the Internet by visiting the Big 12 web site at www.big12sports.com. Listed below is the tentative schedule for the 2009-10 season. Please contact the Big 12 communications staff at (469) 524-1000 for the call-in and replay phone numbers.

- 10 a.m. - Bill Self, Kansas
- 10:10 a.m. - Mark Turgeon, Texas A&M
- 10:20 a.m. - Travis Ford, Oklahoma State
- 10:30 a.m. - Scott Drew, Baylor
- 10:40 a.m. - Mike Anderson, Missouri
- 10:50 a.m. - Pat Knight, Texas Tech
- 11 a.m. - Jeff Bzdelik, Colorado
- 11:10 a.m. - Frank Martin, Kansas State
- 11:20 a.m. - Jeff Capel, Oklahoma
- 11:30 a.m. - **Doc Sadler, Nebraska**
- 11:40 a.m. - Rick Barnes, Texas
- 11:50 a.m. - Greg McDermott, Iowa State

POSTGAME INTERVIEWS

Nebraska's locker room is closed to the media at home and on the road. For home games, Nebraska's postgame news conference will be held following a brief cooling off period in the designated postgame interview room off the southeast corner of the Devaney Center court.

The opposing team is housed in the visitor's locker room, located off the hallway at the northwest corner of the playing floor and will be available following the cooling off period. Make requests for opposing players and coaches through the visiting SID.

On the road, Coach Sadler and select players will be available upon request after the cooling off period. Check with Associate Media Relations Director Jerry Trickie regarding where player interviews will take place.

PLAYER INTERVIEWS

All media requests for interviews with Nebraska basketball players should be directed to Associate Media Relations Director Jerry Trickie [office phone: (402) 472-7779, cell phone: (402) 540-0269] at least one day in advance. The best time for in-season interviews is before practice between 1-1:20 p.m., depending on class schedules.

Players are usually available for telephone interviews before practice, except on game days when no interviews are allowed. Nebraska is tentatively scheduled to practice from 1:30-4 p.m. during the season, with practices typically at the Devaney Center. With

NEBRASKA MEDIA RELATIONS STAFF



Keith Mann
Assistant A.D./
Media Relations



Jerry Trickie
Associate Media
Relations Director/
Men's Basketball



Jeff Griesch
Media Relations
Director of Operations



Shamus McKnight
Associate Media
Relations Director



Matt Smith
Assistant Media
Relations Director



Vicki Cartwright
Administrative
Assistant



Scott Bruhn
Athletic Department
Photographer



advance notice, interviews can be arranged for other times during the day at the Devaney Center or in the Media Relations Office during the day if the players' class schedule allows.

Media are welcome to attend practice, which is open to the public. Check Huskers.com on the men's basketball page for updated practice times and site.

PRESS BOX LOCATION

The press box for Nebraska basketball games is located in the lower portion of section C-12 (upper level) on the south side of the playing floor (opposite the team benches).

Television and radio crews originating an officially sanctioned broadcast of the game (see Broadcast Rights below) will be seated on the floor, with the visiting radio adjacent to the visiting team's bench when there is a TV telecast (east side of the scorer's table) and the home radio and television broadcasting teams positioned at midcourt opposite the team benches. When there is no television broadcast, both radios will broadcast from floor level opposite the team benches.

The camera deck is located at the top of the arena, directly behind the press box. Live originating telecasts may be shot from either floor level (northeast or southwest baselines) or the camera deck in marked areas, but may not occupy space in the press box.

MEDIA WORK ROOM

The media work room is located on the south side of the lower level, across from the media will-call window. Media can use the room prior to, during and after the game to write and send stories.

Phone and free wireless Internet will be available in the media work room, along with limited ethernet lines. Wireless Internet and limited ethernet lines will also be available in the photography area on the southwest concourse level. Registration is required to access the wireless network in the Devaney Center. Contact the Media Relations Office to register a portable laptop computer in advance of coming to Lincoln.

MEDIA SERVICES

Notes, flipcards and media guides will be provided before each game. Final statistics, play-by-play sheets and quotes from each locker room will be distributed following the game and will be available on Huskers.com. Refreshments will be available to the media in a designated area before the game.

Any media wishing to place a phone in the press box should contact University Telecommunications at (402) 472-2000 at least two weeks before the game.

RADIO/TELEVISION BROADCAST SPACE

Requests for live radio and television broadcast space should be made to Associate Media Relations Director Jerry Trickie at jtrickie@huskers.com. If statisticians are needed, contact Trickie at least three days in advance.

RADIO BROADCAST RIGHTS

The University of Nebraska-Lincoln and IMG World own exclusive radio broadcast rights to all of the University's men's basketball games. Other than the Husker Sports Network and the University of Nebraska student radio station (KRNU), the only radio stations or networks allowed to broadcast Nebraska games from the Devaney Center are those that have rights to broadcast games played by the opposing team.

All radio stations and networks broadcasting from the Bob Devaney Sports Center must receive prior permission from the University. Any representative of a radio station or network that has not purchased such rights shall not air live game action or description of any game while it is in progress, nor shall such representatives air tape-recorded or live commentary of Nebraska coaches or players from the premises for one hour before or 20 minutes after a game.

Only stations that have purchased broadcast rights may install telephone lines on press row, or use telephone lines on press row for reporting on games. By accepting media credentials, representatives of stations and networks that have not purchased broadcast rights signify their agreement to all stipulations.

BROADCAST TELEPHONE LINES

The Husker Sports Network installs telephone lines for visiting official broadcasts and charges a fee for the use of those lines for non-conference games. Big 12 official stations receive the use of the lines free of charge as part of a cooperative. Those interested in using the lines should contact Mike Elliott of Husker Sports Network at (402) 332-4000.

Official visiting radio stations are welcome to have their own telephone lines installed at the visiting radio position and may do so by contacting University Telecommunications at (402) 472-2000. Visiting teams should contact Associate Media Relations Director Jerry Trickie before the game to find out where the broadcast position is located.

PRO SCOUTING PASSES

Per Big 12 Conference rules, the University of Nebraska provides press box access to scouts of professional basketball teams based on availability. If no space is available in the press box, scouts may arrange through the Media Relations Office (402-472-2263) to purchase tickets for Nebraska home games.

DEVANEY CENTER DIRECTIONS

The Bob Devaney Sports Center is located on the west edge of the Nebraska State Fairgrounds. Due to road construction around the Devaney Center, please check Nebraska's official athletic Web site, Huskers.com, for the most up-to-date traffic information or call the Media Relations Office at (402) 472-2263 for additional directions.

To reach the Devaney Center from the Lincoln Municipal Airport, turn right on Northwest 12th Street as you drive out of the airport. Northwest 12th Street becomes Cornhusker Highway, which intersects with 10th Street. Turn south (right) on 10th Street off Cornhusker Highway. Travel to Military Avenue, turn left and go two blocks east to Antelope Valley Parkway. Cross through the intersection. The Devaney Center will be on the right (south) side of the road.

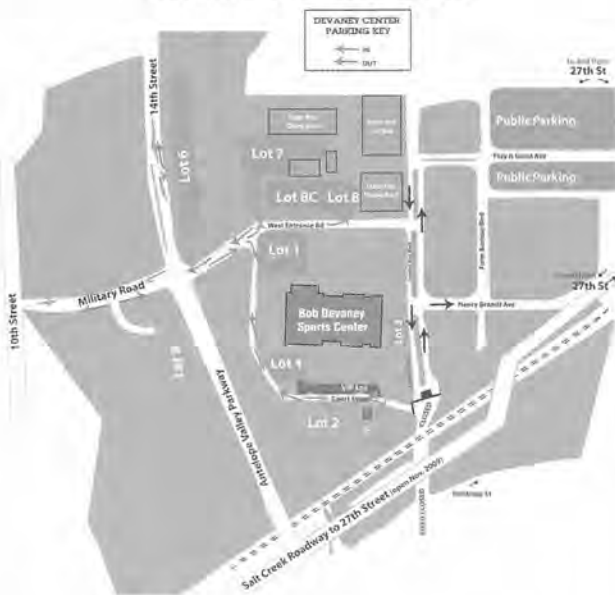
From Omaha's Eppley Airfield, follow the signs to downtown Omaha and I-480. Take I-480 west to I-80, then take I-80 west approximately 60 miles to I-180. Exit South on I-180, then exit east to Cornhusker Highway and follow the instructions above.

MEDIA RELATIONS OFFICE

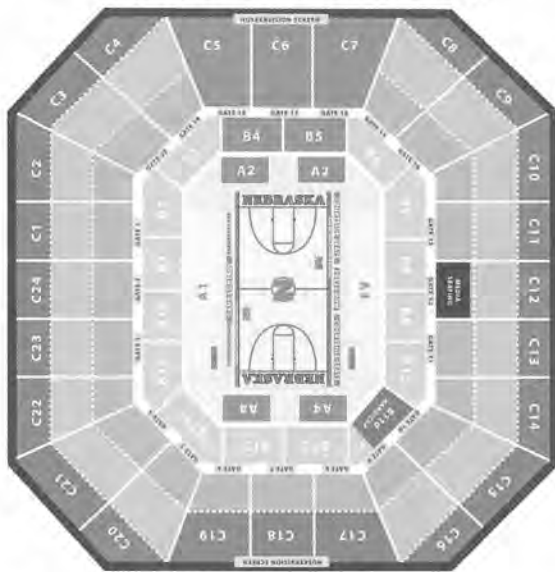
The University of Nebraska Media Relations Office is located on the third floor of the Osborne Athletic Complex, which is at the north end of Memorial Stadium. The building address is One Memorial Stadium, Lincoln, NE 68588, and is located approximately one mile away from the Devaney Center.

Devaney Center Maps and Regulations

DEVANEY CENTER PARKING



DEVANEY CENTER SEATING CHART



PROHIBITED ITEMS

The University of Nebraska reserves the right to examine the contents of any container brought into the Devaney Center. The following items are prohibited:

- Coolers, large bags and backpacks
- Any outside food or drink
- Video cameras
- Noise makers
- Banners/flags on poles
- Glass bottles and cans
- Knives
- Alcoholic beverages or controlled substances
- Limited use of cameras and portable radios is permitted. Flash photography is prohibited. Game action may not be filmed. Consideration of other spectators is expected.
- With the passage of a new concealed weapons law in the state of Nebraska, fans are reminded that concealed weapons are not allowed on the UNL campus and are prohibited at all collegiate sporting events.

IMPORTANT INFORMATION

Text Messaging with UNL Police: Starting in 2009-10, fans at the Devaney Center will be able to utilize a new text-messaging reporting system to quickly summon the UNL Police. In case of emergencies or to report a disturbance in your area, send a SMS text message to 41513, keyword UNLPD. Then type in the complaint and location. Standard SMS text message rates apply. This is a two-way texting system allowing the UNL Police to respond back, as needed.

First Aid: The Red Cross provides emergency medical services and the first aid station is located in the southwest corner of the concourse level.

Restrooms: Restrooms are located on the north and south sides of the court level and on the east and west ends of the concourse level. A handicap-only family restroom is located in the southeast corner of court level. An elevator is located in the southeast corner of the building.

No Smoking Policy: Smoking is NOT permitted in the Devaney Center. If you choose to leave the building to smoke, you must have both your ticket stub and a hand stamp to re-enter the Devaney Center.

Public Telephones & ATMs: Public pay phones are located on the four corners of the concourse level and the court level. An ATM can be found on the northeast corner of the concourse level.

Lost and Found: If you have lost anything - or found a lost item - please report/return it to the nearest event staff member or police officer. All lost and found items will be kept until the end of the season. Items may be claimed by contacting the Athletic Events Office at (402) 472-1960.

Will Call: Will call tickets will be available for pickup at the Devaney Center ticket window, outside the north entrance at the top of the upper ramp, beginning 90 minutes prior to tipoff. Media will call is available at the media entrance on court level on the south side. A photo ID is required to pick up will call tickets.

IMPORTANT TELEPHONE NUMBERS

University of Nebraska Campus Police: (402) 472-2222

Text Message UNL Police: 41513, keyword UNLPD, type in message/location

Lincoln Police Department: (402) 441-7237

In-game Security Assistance: (402) 472-FANS

Nebraska Men's Basketball Office: (402) 472-2265

Nebraska Athletic Development Office: (402) 472-2367

Nebraska Ticket Office (Office Hours): (800) 8-BIG-RED

Nebraska Ticket Office (Game day): (402) 472-1401

Nebraska Events Office/Lost & Found: (402) 472-1960

DIRECTIONS FROM LINCOLN MUNICIPAL AIRPORT

Exit the airport on W. Adams Street, the main road leading out to Cornhusker Highway. Follow W. Adams Street to the first stoplight and turn right on Cornhusker Highway. Follow Cornhusker Highway and take a right on 14th Street. Proceed on 14th Street and take a left on West Entrance Road to enter the state fairgrounds and Devaney Center.

DIRECTIONS FROM OMAHA'S EPPLEY AIRPORT

Exit the airport to the stoplight and turn right onto Abbott Drive. Go approximately one mile to Storz Expressway (Abbott Drive turns into Storz Expressway). Proceed approximately three miles to I-480 South. Follow the signs onto I-80 West to Lincoln. Follow I-80 for approximately 60 miles and take the 27th Street Exit. Follow 27th Street south to Cornhusker Highway and turn right. Follow Cornhusker Highway and take a right onto 14th Street. Proceed on 14th Street and take a left on West Entrance Road.

NEBRASKA

HUSKERS.COM - THE OFFICIAL WEB SITE OF NEBRASKA ATHLETICS


Stay updated on the latest news, scores, schedules & live stats, access game recaps, team rosters, student-athlete features and more!



THIS IS THE ULTIMATE ONLINE DESTINATION FOR HUSKERS FANS!



Watch live & on-demand video with HuskersNside



Place your bid on exclusive memorabilia auctions



Shop online for gear at Huskers Authentic



Purchase athletics photos online at the Photo Store



Official Online Book and DVD Store Open Now!

Husker fans can now purchase books, historic games and much more from the Huskers.com Official Online Book and DVD Store. Proceeds from the sale of Tom Osborne's new book, Beyond the Final Score, will support Nebraska's new Student Life Complex.

THE BANK OF THE WEST COACH SADLER BASKETBALL SHOW



Get the inside information from each Husker game on the Coach Sadler Basketball Show. Join Nebraska Head Coach Doc Sadler and host Lane Grindle each week for player interviews and an in-depth analysis of the game. Check local listings on Cox Cable, Time Warner Cable and Charter for other viewing days and times.

CHANNEL	STATION	DAY	TIME
6	WOWT-Omaha	Sunday	11:05 p.m.
	620-WOWT-DT-OMAHA	Sunday	7:30 p.m.
10, 11	KOLN/KGIN LINCOLN	Sunday	10:35 p.m.
13	TIME WARNER	Thursday	9:00 p.m.
101	TIME WARNER	ON DEMAND	
*	GREAT PLAINS CABLE	Wednesday	6:30 p.m.
		Thursday	11:00 p.m.
		Saturday	9:30 p.m.
2, 11	KNOP NORTH PLATTE	Sunday	11:00 p.m.
3	SPENCER MUNICIPAL	Tuesday	10:30 p.m.
		Wednesday	Noon
44.2	KPTH/FOX 44 (SIOUX CITY)	Sunday	9:00 p.m.
10, 20	CHARTER MEDIA CABLE	Tuesday-Sunday	6:00 p.m.
*	LAKES TV (NW IOWA)	Friday	9:00 p.m.
*	FOX SPORTS MIDWEST	Tuesday	1 p.m.
		(or following Pelini show)	

* - Check local listings



BANK OF THE WEST

Huskers on Radio and Television

HUSKER SPORTS NETWORK

The IMG Husker Sports Network will continue the strong tradition of broadcasting excellence in 2009-10. All basketball games this season will be broadcast by the Husker Sports Network, which includes 29 of the 34 statewide radio markets, as well as Yankton, S.D., and Sioux City, Iowa. In the state of Nebraska, KFAB (1110 AM) serves as the Omaha affiliate and KLIN (1400 AM) serves as the Lincoln affiliate, while KRNV (880 AM) is a third affiliate that reaches around the state. The national coverage area is broad and all games will also be heard live on Huskers.com with many also carried live on Sirius Satellite Radio.

The Husker Sports Network, in its 15th year of producing and marketing the live broadcasts of Nebraska Athletics, extended and expanded its agreement with the University on June 13, 2008. Under the agreement, IMG College's Husker Sports Marketing will manage and market all rights associated with radio programming, coaches' TV and radio shows, program sales, sponsorship inventory and publication printing rights.

IMG College, which purchased Host Communications and the Husker Sports Network on Nov. 16, 2007, is the leader in developing integrated licensing, marketing and multi-media opportunities for the nation's top collegiate brands across local, regional and national platforms. In addition to Nebraska, IMG College represents athletic organizations from across the country including such BCS universities as Arizona, Cincinnati, Connecticut, Florida, Kansas, Kentucky, Michigan, Ohio State, Oregon, Tennessee and Texas. IMG College partners include the NCAA and its 88 championships, NCAA football, leading conferences, some of the most prestigious universities and licensing for nearly 200 institutions. IMG College is a division of IMG, the world's premier sports, entertainment and media company. IMG employs more than 3,000 people in 30 countries. For more information, visit www.imgworld.com.

Kent Pavelka returns behind the microphone to handle his 22nd overall season calling Husker hoops. Pavelka previously called Nebraska basketball for two long stints between 1974 and 1996 before returning to the Husker basketball play-by-play chair before the 2006-07 season. A six-time winner of the Nebraska SportsCaster-of-the-Year Award, Pavelka also handled color analyst duties on NU football broadcasts from 1974 to 1983, and was the play-by-play announcer from 1983 to 1996. Pavelka was honored in January 2009 with the Bud Cuca Special Merit Award given by the Nebraska Basketball Hall of Fame for his contributions to the NU men's basketball program.

Alongside Pavelka as color analysts this year will be Matt Davison and Andy Markowski. Davison returns for his seventh season on the basketball broadcast and also handles duties on the Nebraska football radio broadcasts. Markowski, a four-year Husker letterwinner from 1996-99, has filled in as analyst on several occasions over the past two years.

The Husker Sports Network will also carry a weekly radio show with Coach Doc Sadler and host Lane Grindle, which can be heard statewide on the network on Monday nights at 7 p.m. during the season. All Nebraska games and coaches shows can also be heard for free on the Internet at Huskers.com.



Kent Pavelka
Play by Play



Matt Davison
Color Analyst



Andy Markowski
Color Analyst

HUSKER SPORTS NETWORK AFFILIATES (MBB)

Ainsworth	KBRB-AM	1400	Holdrege	KUVR-AM	1380
Alliance	KCOW-AM	1400		KMTY-FM	97.7
Aurora	KRGY-FM	97.3	Kearney	KGFW-AM	1340
Beatrice	KWBE-AM	1450	Lexington	KRVN-AM	880
Broken Bow	KBBN-FM	95.3	Lincoln	KLIN-AM	1400
Chadron	KCSR-AM	610	McCook	KSWN-FM	93.9
Columbus	KJSK-AM*	900	Norfolk	KNEN-FM	94.7
Fairbury	KGMT-AM	1310	North Platte	KODY-AM	1240
	KUTT-FM	99.5	Ogallala	KOGA-AM	930
Falls City	KTNC-AM	1230	Omaha	KFAB-AM	1110
	KLZA-FM	101.3	Scottsbluff	KNEB-AM*	960
Fremont	KHUB-AM	1340	Sidney	KSID-AM	1340
	KFMT-FM	105.5	Superior	KRFS-FM	103.9
Grand Island	KRGI-AM	1430	Valentine	KVSH-AM	940
Hastings	KLIQ-FM	94.5	Wayne	KTCH-AM	1590
	KHAS-AM	1230	West Point	KTIC-AM	840

*will air only Big 12 Conference games

HUSKERS CARRY ANOTHER STRONG TV SCHEDULE

Nebraska will have at least 21 games televised regionally or nationally in 2009-10, and will have at least seven of its eight Big 12 Conference road games televised for the third straight season. Overall, two games will be seen on ESPN2, one on ESPNU, one game on FSN (national) and eight games each on Fox Sports Midwest and the Big 12 Network.

For the sixth straight season, the Huskers will have eight games shown within the state on NU's third-tier telecast partner, Fox Sports Midwest. Like last season, all games televised on the Husker package on Fox Sports Midwest will also be made available to air nationally on the ESPN FullCourt package or ESPN360.com.

Veteran broadcaster Greg Sharpe returns for his sixth season calling the action for Husker telecasts. Sharpe is in his second year as the full-time radio voice of Husker football and baseball after serving on an interim basis in 2007-08. A two-time Kansas SportsCaster of the Year, he previously served as the voice of the Kansas State Wildcats from 1996 to 2002.



Greg Sharpe
Play by Play

Returning for his second year as part of the broadcast team, former Husker Eric Piatkowski is back on the NU sideline as the Huskers' color analyst. A 13-year NBA veteran, Piatkowski retired from professional basketball in the summer of 2008 and was quick to sign on with his alma mater to be a part of the FSN package.

Fox Sports Midwest, a regional sports television network, reaches more than 4.3 million cable and satellite television homes in six states. It carries more than 2,000 hours of local programming each year, including professional basketball (Indiana Pacers), baseball (St. Louis Cardinals, Kansas City Royals) and hockey (St. Louis Blues), along with Big 12 football, Big 12 women's basketball and several other collegiate athletic contests. Nationally, FSN's 20 regional sports channels reach more than 82 million homes in the United States.



NEBRASKA ON TELEVISION IN 2009-10

Wednesday, Nov. 18	at Saint Louis	Fox Sports Midwest (7 p.m.)
Tuesday, Nov. 24	UMKC	Fox Sports Midwest (7 p.m.)
Sunday, Nov. 29	at USC	FSN national (3:30 p.m.)
Thursday, Dec. 10	Chicago State	Fox Sports Midwest (7 p.m.)
Saturday, Dec. 12	Oregon State	Fox Sports Midwest (7 p.m.)
Saturday, Jan. 9	at Texas A&M	Big 12 Network (3 p.m.)
Wednesday, Jan. 13	Kansas	ESPN2 (8 p.m.)
Saturday, Jan. 16	Iowa State	Fox Sports Midwest (7 p.m.)
Saturday, Jan. 23	at Missouri	Big 12 Network (5 p.m.)
Saturday, Jan. 30	Oklahoma	Big 12 Network (12:30 p.m.)
Tuesday, Feb. 2	Kansas State	Big 12 Network (7 p.m.)
Saturday, Feb. 6	at Kansas	ESPNU (5 p.m.)
Wednesday, Feb. 10	Baylor	ESPN2 (8 p.m.)
Saturday, Feb. 13	at Texas	Big 12 Network (3 p.m.)
Wednesday, Feb. 17	at Kansas State	Fox Sports Midwest (6 p.m.)
Saturday, Feb. 20	Missouri	Big 12 Network (5 p.m.)
Wednesday, Feb. 24	at Iowa State	Fox Sports Midwest (6:30 p.m.)
Saturday, Feb. 27	Texas Tech	Big 12 Network (3 p.m.)
Tuesday, March 2	Colorado	Fox Sports Midwest (7 p.m.)
Saturday, March 6	at Oklahoma State	Big 12 Network (12:30 p.m.)
Wednesday-Saturday, March 10-13	at Big 12 Championship	TBA

Games at the Big 12 Championship will be carried either on Big 12 Network or ESPN2.

All times are Central and subject to change.

Fox Sports Midwest games are shown over the air only in the state of Nebraska, per Big 12 regulations. All FSM games will also be available on either ESPN FullCourt or ESPN360.com.

Check Huskers.com around Jan. 1 for a list of Big 12 Network affiliates.



Nebraska Compliance Guidelines

The University of Nebraska Athletic Department takes great pride in abiding by the National Collegiate Athletic Association (NCAA) and the Big 12 Conference rules and guidelines that govern Division I competition. For the benefit of the many alumni, fans and booster club members who are so active in supporting and assisting the Huskers throughout the year, we would like to remind everyone of a few definitions and rules that apply to all athletic representatives and boosters.

NCAA PRINCIPLES

INSTITUTIONAL CONTROL

It is the responsibility of the University of Nebraska to control its intercollegiate athletic program in compliance with the rules and regulations of the NCAA.

RESPONSIBILITY

The University of Nebraska's responsibility for the conduct of its program includes responsibility for the actions of its staff members and for the actions of any other individual, booster or organization engaged in activities promoting the athletic interests of the institution.

COMPLIANCE

The University of Nebraska must monitor its program to assure compliance and to identify and report to the NCAA instances in which compliance has not been achieved. An institution found to have violated NCAA rules is subject to disciplinary and corrective actions as determined by the NCAA.

QUESTION AND ANSWERS FOR FANS, BOOSTERS, ALUMNI AND REPRESENTATIVES OF ATHLETICS INTERESTS

DEFINITIONS

Q: What is a booster?

A: Someone who belongs to a University of Nebraska athletic booster club; promotes or makes financial donations to the athletic department or a specific Husker team; assists in the recruitment of prospective student-athletes; employs, gives benefits to, or provides services to a student-athlete, a prospective student-athlete or the relative/friends of either.

REPRESENTATIVE OF ATHLETICS INTERESTS (I.E., BOOSTERS), NCAA BYLAW 13

Q: What is a Prospective Student-Athlete?

A: A prospective student-athlete is a student who has started classes for the ninth grade or above, including students in prep schools and junior colleges as well as students who have officially withdrawn from a four-year institution and plan to transfer to another institution. In addition, a student who has not started classes for the ninth grade becomes a prospective student-athlete if the institution or a Nebraska booster provides the individual or the individual's relatives or friends with any financial assistance or benefits that the institution does not provide to prospective students in general. A good rule of thumb is to treat ALL STUDENTS as prospects.

Q: What is a Student-Athlete?

A: A student-athlete is a student whose enrollment was solicited by a member of the Nebraska athletic staff or other representative of athletic interests with a view toward the student's ultimate participation in the intercollegiate athletic program.

Q: What is a contact?

A: Contact is ANY face-to-face encounter between a prospect, or the prospect's parent or legal guardian, and a Nebraska staff member or athletic representative during which any dialogue occurs.

Q: What is recruiting?

A: Recruiting is any solicitation of a prospect or a prospect's family member (or guardian) by an institutional staff member or by athletic representative of the institution, for the purpose of securing the prospect's enrollment and ultimate participation in Nebraska's intercollegiate athletic program.

GUIDELINES

Q: What is a Booster?

A: Someone who belongs to a University of Nebraska athletic booster club; promotes or makes financial donations to the athletic department or a specific Husker team; assists in the recruitment of prospective student-athletes; employs, gives benefits to, or provides services to a student-athlete, a prospective student-athlete or the relative/friends of either.

REPRESENTATIVE OF ATHLETICS INTERESTS (I.E., BOOSTERS), NCAA BYLAW 13

Q: What constitutes impermissible contact by a Booster?

A: Phone calls to prospects (9th to 12th grade) and their relatives placed for recruiting purposes (questions about the athletic program at UNL must be directed to the coach); writing, paging, text messages or instant messages to a prospect to encourage UNL attendance; contact with a prospect at a high school or club contest; contact with a prospect or his/her coach, principal, or counselor to evaluate the prospect; visiting the prospect's educational institution to pick up videotape or transcripts for evaluation purposes; contacting a prospect to congratulate him/her for signing a National Letter of Intent to attend UNL; giving anything of value to a prospect to induce him/her to attend UNL; contact of any kind while the prospect is on the UNL campus for an official or unofficial visit.

RECRUITING CONTACTS, NCAA BYLAW 13

Q: What are the rules of employment for a student-athlete?

A: A student-athlete may be employed during the academic year or summer vacation period; receive compensation equal to the going rate for similar services in the locale; receive compensation only for work performed; accept employment from more than one employer and earn unlimited income; receive benefits provided to all other employees; teach sport-related individual skill instruction or fee-for-lesson sessions. A student-athlete may not conduct personal sport camps or promote, market, advertise or endorse a commercial business or product.

Only benefits that are authorized by NCAA legislation shall be provided to and accepted by a student-athlete. It is not permissible for a student-athlete to receive a benefit that is the result of a "special" arrangement by an institutional employee, booster, employer or fan.

EMPLOYMENT, NCAA BYLAW 12

Q: What are non-permissible benefits?

A: Free or reduced-fee housing/rent including the use of vacation or seasonal homes; free or reduced-fee meals; loans or cash advances in pay or salary; tuition costs or school supply expenses; gifts or presents of any type regardless of the occasion or purpose; use of telephone for long distance or use of telephone cards and cell phones; free use of any motor vehicle, boat or recreational vehicle; free use of services (i.e., automobile repair, hair care, laundry, copying, faxing, etc.); free or reduced-fee memberships at golf courses, health clubs, etc. (This list is not exhaustive. Only benefits that are authorized by NCAA legislation shall be provided to and accepted by a student-athlete. It is not permissible for a student-athlete to receive a benefit that is the result of a "special" arrangement by an institutional employee, booster, employer or fan.)

BENEFITS AND PREFERENTIAL TREATMENT, NCAA BYLAW 16

Q: What type of promotional activities may the student-athlete be permitted to participate?

A: Charitable, educational or non-profit promotions and events with requested approval from the Athletics Compliance Office prior to the event.

Q: What types of promotional activities are not permissible?

A: Any fundraising activity that supports a high school organization or group that assists prospective-aged students; use of his/her name or picture; or appear to promote or market a commercial business or product.

PROMOTIONAL ACTIVITIES, NCAA BYLAW 12

For further information regarding NCAA Guidelines for Athletic Representatives, please contact the athletic compliance office at (402) 472-2042 or 1-(800) 927-7220. Inquiries may also be mailed to: Athletic Compliance Office, One Memorial Stadium, P.O. Box 880219, Lincoln, NE, 68588-0219. Questions can also be faxed to (402) 472-4609 or e-mailed to compliance@huskers.com.

The Big 12 Conference

Since it began play in 1996-97, the Big 12 Conference can boast of 34 team crowns and more than 400 individual NCAA Championships. The success continued through 2008-09 as Texas A&M captured national titles in men's golf as well as men's and women's outdoor track & field. The league placed two teams in the Bowl Championship Series for the fifth time and had a team play for the BCS National Championship for the sixth season. In addition, two volleyball teams advanced to the semifinals of the NCAA Championship and Oklahoma played in the Women's Final Four. Missouri softball and Texas baseball punched tickets to the College World Series.

Over the past five seasons a total of 13 NCAA trophies have been hoisted by Big 12 institutions, with at least one national crown won in all but one year for the conference, including each of the past 12 seasons.

The Big 12 leads all conferences with its six appearances in BCS football title games. League squads have played for the football national championship six times in the last nine years with berths in 16 BCS games overall, including two each in 2007 and 2008.

In basketball, 10 women's and nine men's teams have advanced to their respective Final Fours in the past eight seasons as the Big 12 continues its place among the elite intercollegiate athletic conferences. The six men's Final Four participants since 2002 are tied for the most of any conference. Numerous national honors have been won by basketball student-athletes during the league's history. The Big 12 had a national player of the year honoree for the third straight year when Blake Griffin (Oklahoma) was the consensus winner in 2008-09.

The Big 12 and its member institutions are committed to a competitive environment where sportsmanship and fair play take center stage. Whether on the field, in the classroom, or within the community the student-athletes, administrators, coaches and game officials of the Big 12 support the highest ideals in sportsmanship.

Big 12 student-athletes also do well in garnering national academic recognition. Sarah Pavan (Nebraska) was named Academic All-America of the Year in volleyball in 2006 and 2007 by ESPN The Magazine and College Sports Information Directors of America with a 4.0 grade-point average in biochemistry. She also won the national academic honor presented for all sports in 2006-07 and was named recipient of the prestigious 2006-07 Honda-Broderick Award as Collegiate Woman Athlete of the Year.

Competitive excellence, scholarship and sportsmanship are all equal components of the Big 12 philosophy. All-Big 12 teams and Academic All-Big 12 squads are recognized for each sport at the end of their respective seasons. At the end of each academic year, the Conference honors its top male and female student-athletes with the Big 12 Athlete of the Year and Big 12 Sportsman of the Year awards.

Institutions can also nominate student-athletes for the prestigious Dr. Prentice Gautt Postgraduate Scholarships at the end of each academic year. A total of 225 scholars have received over 1.3 million in postgraduate financial aid through the first 13 years of the program.

The Big 12 sponsors 21 sports. Men's squads include baseball, basketball, cross country, football, golf, indoor track & field, outdoor track & field, swimming & diving, tennis and wrestling. Women's teams are fielded in basketball, cross country, golf, gymnastics, indoor track & field, outdoor track & field, soccer, softball, swimming, tennis and volleyball.

The conference is made up of 12 institutions that have shared many traditional rivalries throughout their histories. Member schools include Baylor, Colorado, Iowa State, Kansas, Kansas State, Missouri, Nebraska, Oklahoma, Oklahoma State, Texas, Texas A&M and Texas Tech. The institutions created a league that encompasses seven states, over 45 million people and television households in 18 of the top 100 markets within its geographic footprint.

The conference conducts championships for 20 of its 21 sports. Each championship helps to determine teams and/or individuals that will represent the Conference in national postseason competition.

In the last several years the Big 12 has increased its bowl agreements and expanded television opportunities for all sports through contracts with ABC/ESPN and FSN. Most recently, the league renewed and expanded its multi-year arrangement with ABC/ESPN, Inc. The new contract began in 2008-09.

In its first 13 years, the conference distributed more than \$1.1 billion to its 12 member institutions. The Big 12 staff administers to over 4,600 student-athletes in 21 sports. The conference office is headquartered in Irving, Texas.



Dan Beebe
Commissioner



John Underwood
Associate Commissioner



Rob Carolla
Dir. of Communications

BIG 12 CONFERENCE

400 East John Carpenter Freeway
Irving, Texas 75062
(469) 524-1000
www.big12sports.com



STAFF DIRECTORY

Commissioner.....	Dan Beebe
Deputy Commissioner.....	Tim Weiser
Senior Associate Commissioner.....	Tim Allen
Senior Associate Commissioner.....	Dru Hancock
Associate Commissioner - Men's Basketball & Game Management.....	John Underwood
Chief Financial Officer.....	Steve Pace
Assistant Commissioner - Communications.....	Bob Burda
Assistant Commissioner - Events & Human Resources.....	Brad Clements
Assistant Commissioner - Governance & Compliance.....	Lori Ebilhara
Assistant Commissioner - Championships.....	Dayna Scherf
Assistant Commissioner - Football & Student Services.....	Edward T. Stewart
Director of Compliance.....	Keri Boyce
Director of Communications.....	Rob Carolla
Director of Football Championship.....	Donnie Duncan
Director of Marketing.....	Maark Keith
Coordinator of Football Officials.....	Walt Anderson
Associate Director of Communications.....	Joni James Lehmann
Assistant Director of Communications.....	Carmen Branch
Assistant Director of Video Services.....	Sean Hollister
Internet Services Coordinator.....	Kiron Andersen
Championships Manager.....	Blair Beneke
Business and Ticket Manager.....	Tim Frick
Executive Assistant to the Commissioner/Manager of Executive Affairs.....	Melanie Ellis
Administrative Assistant.....	Regina Everett
Administrative Assistant.....	Tracy Hunt
Administrative Assistant.....	Valerie Rocha
Administrative Assistant.....	Neesha Quinn
Receptionist/Administrative Assistant.....	Michelle Peterson
Will Hancock Communications Assistant.....	Candice Eng
Will Hancock Communications Assistant.....	Emily Franzenburg
Internet Services Assistant.....	Sam Neumann

BIG 12 CONFERENCE VENUES

Year	Football	M/W Basketball	Baseball
1996-97	St. Louis	Kansas City	Oklahoma City
1997-98	San Antonio	Kansas City	Oklahoma City
1998-99	St. Louis	Kansas City	Oklahoma City
1999-00	San Antonio	Kansas City	Oklahoma City
2000-01	Kansas City	Kansas City	Oklahoma City
2001-02	Dallas (Irving)	Kansas City	Arlington, Texas
2002-03	Houston	Dallas	Oklahoma City
2003-04	Kansas City	Dallas	Arlington, Texas
2004-05	Kansas City	Kansas City	Oklahoma City
2005-06	Houston	Dallas	Oklahoma City
2006-07	Kansas City	Oklahoma City	Oklahoma City
2007-08	San Antonio	Kansas City	Oklahoma City
2008-09	Kansas City	Oklahoma City	Oklahoma City
2009-10	Arlington, Texas	Kansas City	Oklahoma City
2010-11	Arlington, Texas	Kansas City	Oklahoma City

TV/RADIO ROSTERS



0 Mitch Albers
Jr. | G | 6-3 | 180



1 Eshaunte Jones
RFr. | G | 6-4 | 190



2 Myles Holley
So. | G | 6-4 | 190



3 Brandon Richardson
So. | G | 6-0 | 190



5 Sek Henry
Sr. | G | 6-4 | 200



11 Christian Standhardinger
Fr. | F | 6-8 | 210



12 Matt Karn
Sr. | G | 6-3 | 190



13 Brandon Ubel
Fr. | G | 6-10 | 220



14 Christopher Niemann
So. | C | 6-11 | 265



15 Ray Gallegos
Fr. | F | 6-3 | 175



20 Drake Beranek
Sr. | G | 6-3 | 185



21 Brian Diaz
RFr. | C | 6-11 | 235



23 Quincy Hankins-Cole
Jr. | F | 6-8 | 240



24 Adrien Coleman
Fr. | G | 6-4 | 195



30 Toney McCray
So. | G | 6-6 | 205



33 Mike Fox
RFr. | G | 6-4 | 195



34 Lance Jeter
Jr. | G | 6-3 | 225



35 Ben Nelson
Sr. | F | 6-9 | 230



44 Ryan Anderson
Sr. | G | 6-4 | 205



Doc Sadler
Head Coach, 4th year



Philip Mathews
Assistant Coach



David Anwar
Assistant Coach



Walter Roesse
Assistant Coach



Chris Croft
Director of Operations



Jim Shaw
Video Coordinator



R.J. Pietig
Assistant Athletic Trainer



Rusty Ruffcorn
Basketball Strength
Coach



Pat Norris
Equipment Manager




Tony Schamber
Graduate Manager/
Player Development



Chris Balham
Student Assistant Coach

DOC SADLER

HEAD COACH



UNDER DOC SADLER, NEBRASKA HAS . . .

- Made consecutive postseason berths for the first time in a decade
- Won 55 games, the most in the first three years of any coach in Husker history
- Led the Big 12 in scoring defense and ranked in national top 25 each of the past two years



NEBRASKA BASKETBALL ...

- Owns 22 trips to the postseason, including four of the past six years
- Posted its best Big 12 Conference record in a decade under coach Doc Sadler in 2008-09
- Plays in the Big 12 Conference, the only league with a top-two NBA Draft pick each of the past four years

