

**Nebraska  
Basketball...  
where the  
talent runs  
as high as  
"Pike's  
Peak"**

**University of Nebraska  
All-America candidate  
and Wooden Award Nominee,  
Eric Piatkowski, is back to  
lead the Huskers to their fourth  
straight NCAA appearance.**

# HUSKER

**1993-94 Nebraska Basketball Media/Recruiting Guide**



## 1993-94 Nebraska Men's Basketball Schedule

(All times Central and subject to change)

All home games played at the Bob Devaney Sports Center

<u>Date</u>	<u>Day</u>	<u>Opponent</u>	<u>Site</u>	<u>Tipoff</u>
Nov. 16	Tues.	Argentine Nationals#	Lincoln	7:05 p.m.
Nov. 22	Mon.	Marathon Oil#	Lincoln	7:05 p.m.
Nov. 27	Sat.	Texas-San Antonio	Lincoln	7:05 p.m.
Nov. 28	Sun.	Texas (Prime)	Lincoln	7:05 p.m.
Dec. 1	Wed.	at Appalachian State	Boone, N.C.	6 p.m.
Ameritas Classic...			Lincoln	
Dec. 3	Fri.	NU vs. Ohio	Lincoln	6:30 p.m.
		Portland vs. Navy	Lincoln	8:30 p.m.
Dec. 4	Sat.	Consolation	Lincoln	1 p.m.
		Championship	Lincoln	3:10 p.m.
Dec. 9	Thur.	at Creighton	Omaha, Neb.	7:35 p.m.
Dec. 11	Sat.	Wichita State	Lincoln	1:05 p.m.
Dec. 18	Sat.	at Michigan State	East Lansing, Mich.	7 p.m.
Dec. 20	Mon.	Florida A&M	Lincoln	7:05 p.m.
Dec. 31	Fri.	Northern Iowa	Lincoln	1:05 p.m.
Jan. 3	Mon.	at Iowa State (ESPN)*	Ames, Iowa	8 p.m.
Jan. 5	Wed.	Southern Utah	Lincoln	7:05 p.m.
Jan. 8	Sat.	Colorado (Raycom)*	Lincoln	1:10 p.m.
Jan. 15	Sat.	Missouri-Kansas City	Lincoln	7:05 p.m.
Jan. 19	Wed.	at Colorado (Prime)*	Boulder, Colo.	7:05 p.m.
Jan. 24	Mon.	Missouri (ESPN)*	Lincoln	8:30 p.m.
Jan. 29	Sat.	Oklahoma (Prime)*	Lincoln	7:05 p.m.
Feb. 6	Sun.	at Kansas (ABC)*	Lawrence, Kan.	12:30 p.m.
Feb. 9	Wed.	at Kansas State*	Manhattan, Kan.	7:30 p.m.
Feb. 12	Sat.	Iowa State (Raycom)*	Lincoln	1:10 p.m.
Feb. 14	Mon.	at Oklahoma (ESPN)*	Norman, Okla.	8:30 p.m.
Feb. 19	Sat.	at Oklahoma St. (Raycom)*	Stillwater, Okla.	1:10 p.m.
Feb. 23	Wed.	Kansas*	Lincoln	7:05 p.m.
Feb. 26	Sat.	Kansas St. (Raycom)*	Lincoln	3:10 p.m.
March 2	Wed.	Oklahoma State*	Lincoln	7:05 p.m.
March 5	Sat.	at Missouri (Raycom)*	Columbia, Mo.	3:10 p.m.
Phillips 66 Big Eight Tournament...				
March 11-12-13		TBA	at Kansas City, Mo.	TBA

#Exhibition game. \*Big Eight Conference game. Home games in red.



# 1993-94 Schedule



# INSIDE:

## GENERAL INFORMATION

1993-94 Schedule .....	Inside Front Cover
Athletic Staff Directory .....	3
Media Policies .....	4-5
Travel Plans and Rule Changes .....	6
Postseason Tournament Dates and Sites .....	7
Nebraska Basketball, A-Z .....	8-9
Nebraska Media Outlets .....	10

## NEBRASKA, THE GOOD LIFE

Nebraska in the Spotlight--National Coverage .....	12
Game Day at Nebraska--Where the Magic Begins .....	13
Nebraska Facilities--Second to None .....	14-15
Nebraska Academic Programs--The Nation's Best .....	16-19
University of Nebraska--Lincoln--The Place to Be .....	20
Lincoln--An All-America City .....	21-22

## 1993-94 PREVIEW

Prospectus .....	24-26
Roster .....	27
Husker Notes .....	28-29
Radio and Television Roster .....	30

## MEET THE HUSKERS

Tom Best .....	32-33
Bruce Chubick .....	34-35
Jamar Johnson .....	36-37
Eric Piatkowski .....	38-39
Jason Glock .....	40-41
Terrance Badgett .....	42-43
Jaron Boone .....	44-45
Erick Strickland .....	46-47
Melvin Brooks .....	48
Mikki Moore .....	49
Tom Wald .....	50

## COACHING/UNIVERSITY STAFF

Danny Nee .....	52-56
Gary Barga .....	57
Jimmy Williams .....	58
Jeff Smith .....	59
Basketball Support Staff .....	60
Chancellor Graham Spanier .....	61
Athletic Director Bill Byrne .....	62
Athletic Department Staff .....	63-65
The Big Eight .....	66

## OPPONENTS '93-94

Non-Conference Opponents and Series Records .....	68-81
Big Eight Conference Opponents and Series Records .....	84-97
Big Eight Tournament Records .....	98-99
Big Eight Composite Schedule .....	100

## 1992-93 REVIEW

Season Review .....	102-103
Statistics and Results .....	104
Highs and Lows .....	105
Big Eight Statistics .....	106-108
Box Scores .....	109-119
Jack Moore Award and 1992-93 Honors .....	119-120

## RECORDS

Individual Records .....	122-125
Team Records .....	126-127
Season and Career Leaders .....	128-139
Devaney Center Records .....	140-143
Postseason Tournament Records and Boxscores .....	144-152

## HISTORY

Program History .....	154-155
1,000-Point Club .....	156-158
30-Point Club .....	159
Hall of Fame .....	160
Honor Roll .....	161
Lettermen .....	162-163
Coaches Records .....	164
All-Time Results .....	166-179
The Last Time .....	180



Nebraska has much to offer student-athletes including top-notch facilities, coaches and academic programs which rank among the nation's best. For more information, see pages 12-22.



The Cornhuskers' hopes for a fourth-straight NCAA Tournament bid will rest on the shoulders of four seniors, including All-America candidate Eric Piatkowski. See pages 24-30 for more information on the 1993-94 season.



One of four returning starters from last year's 20-11 team, senior Jamar Johnson ranks as one of the Big Eight's best playmakers. See pages 32-50 for more information on NU's players.



Head Coach Danny Nee has led Nebraska to three-consecutive NCAA Tournament appearances and five postseason tournament appearances in seven seasons. For more information on the NU Coaches and staff, see pages 52-66.

## CREDITS

The Nebraska Basketball media guide was written and edited by Nick Joos with assistance from Nebraska Sports Information office members Chris Anderson, Dave Ebb, Keith Mann, and the Husker Basketball Office. A special thanks to the following photographers for allowing their work to appear in this publication: Tom Slocum and Richard Voges, UNL Photo Productions; Jeff Bundy, Jim Burnett, Rich Janda, and Bill Batson, Omaha World-Herald; Ted Kirk, Robert Becker, Harald Dreimanis, Gail Folda, Lincoln Journal-Star; Dave Finn and Dennis Hubbard, free lance. Design on Aldus PageMaker. Printed by UNL Printing and Duplicating.

The 1993-94 Nebraska Basketball Media Guide is \$5.00, tax included.



# 1993-94 HUSKER QUICK FACTS

1992-93 Record ..... 20-11 (NCAA Tournament participant)  
 1993 Big Eight Record/Finish: ..... 8-6/Tie-2nd  
 1993 NCAA Tournament Result ..... Lost in first round to New Mexico State, 93-79  
**Lettermen Returning/Lost:** ..... 8/3  
**Starters Returning (4):** Eric Piatkowski (G/F, 6-7, 215, Sr., 16.7 ppg, 5.7 rpg); Jamar Johnson (G, 5-11 1/2, 180, Sr., 9.8 ppg, 2.9 rpg); Bruce Chubick (F, 6-7 1/2, 232, Sr., 8.4 ppg, 5.7 rpg); Terrance Badgett (F, 6-6, 205, So., 6.7 ppg, 3.5 rpg)  
**Starter Lost (1):** Derrick Chandler (C, 6-10, 245, 11.2 ppg, 8.1 rpg)  
**Other Returning Lettermen (4):** Erick Strickland (G, 6-3 1/2, 210, So., 7.8 ppg, 2.0 rpg); Jaron Boone (G, 6-6 1/2, 191, So., 6.9 ppg, 2.3 rpg); Tom Best (F, 6-9, 232, Sr., 4.7 ppg, 4.8 rpg); Jason Glock (F, 6-5, 197, So., 1.3 ppg, 1.2 rpg)  
**Other Lettermen Lost (1):** Andre Woolridge (G, 6-1, 190, 4.9 ppg, 1.7 rpg)  
**Newcomers (2):** Melvin Brooks (C, 6-8, 235, Jr., 15.2 ppg, 7.3 rpg); Mikki Moore (C, 6-11, 195, Fr., 14.0 ppg, 13.5 rpg)

## RETURNING 1992-93 NU STATISTICAL LEADERS

**Games Played & Started:** Jamar Johnson and Bruce Chubick, \*31  
**Minutes Played:** Eric Piatkowski, \*892  
**Field Goal Percentage:** Bruce Chubick, \*.520  
**3-Point Percentage:** Eric Piatkowski, \*.372 (eighth in Big Eight)  
**Free Throws Made:** Eric Piatkowski, \*98  
**Free Throw Percentage:** Jaron Boone, \*.821  
**Scoring:** Eric Piatkowski, \*16.7 (fifth in Big Eight)  
**Rebounding:** Eric Piatkowski and Bruce Chubick, 5.7  
**Assists:** Jamar Johnson, \*102  
**Steals:** Jamar Johnson, \*52  
**Blocked shots:** Bruce Chubick, 18  
 \*Indicates team leader

## NEBRASKA IN 1992-93 BIG EIGHT CONFERENCE STATISTICS

Category	All Games	Conference Games
Team Offense	80.5 ppg/4th	78.3 ppg/2nd
Team Defense	75.7 ppg/7th	78.4 ppg/6th
Team Scoring Margin	+4.8 ppg/6th	-0.1 ppg/6th
Team Rebound Margin	+3.5 rpg/4th	+2.9 rpg/3rd
Team Field Goal Percentage	.459/5th	.452/4th
Team 3-Point Percentage	.337/6th	.356/4th
Team Free Throw Percentage	.683/4th	.707/3rd

## CORNHUSKER ODDS & ENDS

**Tallest Player:** Mikki Moore, 6-11  
**Shortest Player:** Jamar Johnson, 5-11 1/2  
**Average Height:** 6-5 3/4  
**Heaviest Player:** Melvin Brooks, 235  
**Lightest Players:** Jaron Boone and Jamar Johnson, 180.  
**Average Weight:** 204  
**Oldest Player:** Bruce Chubick, 23 (54 days older than Eric Piatkowski)  
**Youngest Player:** Mikki Moore, 17 (18 months younger than Jaron Boone)  
**Seniors:** Tom Best, Bruce Chubick, Jamar Johnson, Eric Piatkowski  
**Junior:** Melvin Brooks  
**Sophomores:** Terrance Badgett, Jaron Boone, Jason Glock, Erick Strickland  
**Freshman:** Mikki Moore  
**Center:** Mikki Moore  
**Forwards:** Terrance Badgett, Tom Best, Melvin Brooks, Bruce Chubick, Eric Piatkowski  
**Guards:** Jaron Boone, Jason Glock, Jamar Johnson, Erick Strickland  
**By State:** **Nebraska (4)**—Terrance Badgett, Omaha; Bruce Chubick, Atkinson; Jason Glock, Wahoo; Erick Strickland, Bellevue; **Indiana (1)**—Jamar Johnson, Elkhart; **Illinois (1)**—Tom Best, South Holland; **North Carolina (1)**—Melvin Brooks, Elizabeth City; **South Carolina (1)**—Mikki Moore, Gaffney; **South Dakota (1)**—Eric Piatkowski, Rapid City; **Utah (1)**—Jaron Boone, Salt Lake City

## 1992-93 SCHEDULE/RESULTS

Date	AP Rank/Opp.	NU	Opp.
12/4	RV/Colgate*	108	76
12/5	RV/Kent *	85	61
12/7	25/The Citadel	86	46
12/10	25/Creighton	100	83
12/12	25/at Wichita State	71	64
12/19	20/Appalachian State	93	83
12/21	17/Texas-Arlington	116	95
12/23	17/at Southern Cal	64	74
12/28	20/Michigan# (6)	73	88
12/29	20/Southwestern La.#	80	109
12/30	20/Fordham#	79	55
1/2	20/Eastern Illinois	70	54
1/5	RV/Southern Utah	100	85
1/9	RV/at Missouri-K.C.	66	65
1/14	RV/at Oklahoma (10)	89	102
1/16	RV/at Oklahoma State	73	78
1/20	RV/Sacramento State	86	70
1/23	RV/Kansas State	64	66
1/25	RV/at Colorado	82	67
1/30	RV/Missouri (OT)	88	87
2/3	at Iowa State	69	96
2/7	Kansas (3)	68	64
2/13	RV/at Kansas St. (23)	80	59
2/15	RV/Oklahoma State	63	73
2/21	RV/at Missouri	76	75
2/24	RV/Colorado	76	67
2/27	RV/Iowa State	91	87
3/3	RV/at Kansas (8)	83	94
3/7	RV/Oklahoma	94	83
3/12	RV/%Kansas State	45	47
3/19	RV/\$New Mexico State	79	93

**Note:** NU's AP rank at game time, if any,

indicated to left of opponent

\*Ameritas Classic, Lincoln, Neb.

#Rainbow Classic, Honolulu.

%Phillips 66 Big Eight

Tournament, Kansas City, Mo.

\$NCAA Tournament, Syracuse, N.Y.

## 1992-93 BIG EIGHT STANDINGS

Team	Conf.	Overall
	W-L	W-L
Kansas	11-3	29-7
Oklahoma State	8-6	20-9
Iowa State	8-6	20-11
<b>Nebraska</b>	<b>8-6</b>	<b>20-11</b>
Kansas State	7-7	19-11
Oklahoma	7-7	20-12
Missouri	5-9	19-14
Colorado	2-12	10-17

## BIG EIGHT IN TOURNAMENT PLAY

**Kansas:** 4-1 in NCAA Tournament  
**Oklahoma St.:** 1-1 in NCAA Tournament  
**Nebraska:** 0-1 in NCAA Tournament  
**Kansas St.:** 0-1 in NCAA Tournament  
**Missouri:** 0-1 in NCAA Tournament  
**Iowa State:** 0-1 in NCAA Tournament  
**Oklahoma:** 1-1 in NIT



# NEBRASKA ATHLETIC STAFF DIRECTORY

## Administration & Staff

## Office Phone(Area Code 402)

Chancellor: Dr. Graham Spanier .....	472-2116
President: Dr. Martin Massengale .....	472-2111
Institutional Representative: Dr. James O'Hanlon .....	472-5400
Athletic Director: Bill Byrne .....	472-3011
Athletic Director Emeritus: Bob Devaney .....	472-5451
Senior Associate AD/Compliance: Al Papik .....	472-2042
Associate AD/Public Relations: Don Bryant .....	472-5959
Associate AD/Senior Women's Administrator: Dr. Barbara Hibner .....	472-6460
Associate AD/External Operations: Chris Peterson .....	472-2367
Assistant AD/Head Football Coach: Tom Osborne .....	472-3116
Assistant AD/Facilities & Events: Joe Selig .....	472-1960
Assistant AD/Business & Finance: Gary Fouraker .....	472-2273
Ticket Manager: Cindy Bell .....	472-3111
Events Manager: Butch Hug .....	472-1960
Administrative Services Manager: Norma Knobel .....	472-2273
Accounting Manager: Craig Busboom .....	472-2273
Athletic Department Fund-Raiser: John Melton .....	472-2367
Athletic Department Fund-Raiser: Jack Pierce .....	472-2367
Marketing Coordinator: Heidi Cuca .....	472-2367
Assistant to the Director of Athletic Development: Lori Rupp .....	472-2367
Strength & Conditioning Coach: Boyd Epley .....	472-3333
Video Coordinator: Dave Finn .....	472-3111
Video Production Specialist: Jeff Schmahl .....	472-3333

## Basketball Staff:

Head Basketball Coach: Danny Nee .....	472-2265
(Secretary Ellen Shutts)	
Assistant Coach: Gary Bargaen .....	472-2265
Assistant Coach: Jimmy Williams .....	472-2265
Assistant Coach: Jeff Smith .....	472-2265
(Secretary Kris Strand)	

## Sports Information Office Staff:

Sports Information Director: Chris Anderson .....	472-2263
Assistant SID/Basketball: Nick Joos .....	472-2263
Assistant SID: George Mauzy .....	472-2263
Assistant SID: Terry Beek .....	472-2263
(Secretary Vicki Cartwright)	

## Medical Staff:

Director of Athletic Medicine Research: Dr. Samuel Fuenning	
Director of Athletic Medicine: Dr. Lonnie Albers	
Chief of Staff/Orthopedic Surgeon: Dr. Pat Clare	
Team Physician: Dr. Michael Adams	
Orthopedist: Dr. Matt Reckmeyer	
Orthopedist: Dr. Robert Dugas	
Assistant AD/Head Trainer: George Sullivan, RPT .....	472-2276
Assoc. Head Trainer/Physical Therapist: Jerry Weber, RPT .....	472-2276
Assoc. Head Trainer/Physician's Assistant/Basketball Trainer: Jack Nickolite .....	472-2276
Asst. Trainer/Physical Therapist: Duke LaRue, RPT .....	472-2276
Asst. Trainer: Doak Ostergard .....	472-2276

## Academic Programs Staff:

Interim Assistant AD/Academic Programs & Student Services: Dennis LeBlanc ..	472-2042
Interim Assistant Director: Keith Zimmer .....	472-2042
Coordinator of Athletic and Academic Enrichments: Sonya Varnell .....	472-2042
Academic Counselor: Trina Kudlacek .....	472-2042

## Bob Devaney Sports Center Staff:

Superintendent: Jerry Lott .....	472-1132
Administrative Coordinator: Orval Borgialli .....	472-1132
Equipment Manager: Mel Worster .....	472-1416

## GENERAL INFORMATION

Location: Lincoln, Neb.  
 Population: 200,000  
 Founded: 1869  
 Enrollment: 24,000  
 Arena: Bob Devaney Sports Center  
 Year Opened: 1976  
 Capacity: 14,302  
 Surface: Wood  
 Press row phone: 402-472-2279  
 Nickname: Cornhuskers, Huskers  
 Colors: Scarlet & Cream  
 Conference: Big Eight  
 Chancellor: Dr. Graham Spanier  
 Institutional Representative:  
 Dr. James O'Hanlon  
 Athletic Director: Bill Byrne  
 Office Phone: 402-472-3011  
 Head Coach: Danny Nee  
 Assistant Coaches: Gary Bargaen,  
 Jimmy Williams, Jeff Smith  
 Office Phone: 402-472-2265  
 Sports Information Director:  
 Chris Anderson  
 Office Phone: 402-472-2263  
 Home Phone: 402-467-4678  
 Assistant SID/Basketball Contact:  
 Nick Joos  
 Home Phone: 402-474-1856  
 Assistant SID:  
 George Mauzy  
 Home Phone: 402-474-2195  
 SID FAX Phone: 402-472-2005  
 SID Mailing Address: So. Stadium  
 #116, P.O. Box 880123, Lincoln, NE  
 68588-0123

## ADMINISTRATION

### Board of Regents

Robert Allen, Hastings  
 Donald S. Blank, D.D.S., McCook  
 Nancy Hoch, Nebraska City  
 John W. Payne, Kearney  
 Nancy O'Brien, Ph.D., Waterloo  
 Margaret Robinson, Norfolk  
 Rosemary Skrupa, J.D., Omaha  
 Charles Wilson, M.D., Lincoln

### Student Regents

Keith Barnes, UNL  
 Pamela Kohlmeier, UNMC  
 Jennifer Newhouse, UNO  
 Andy Stock, UNK  
 President: Dr. Martin Massengale



*It is the policy of the University of Nebraska-Lincoln not to discriminate on the basis of sex, age, handicap, race, color, religion, marital status, veteran's status, national or ethnic origin, or sexual orientation.*



# MEDIA INFORMATION & POLICIES

The 1993-94 Nebraska Cornhusker Media Guide is designed to assist the media in its coverage of Husker basketball this winter. Additional information, including releases, photographs, slides and video tape may be obtained by contacting the Sports Information Office at (402) 472-2263. Please take a moment to review the following policies and services that are intended to assist you in your coverage of Nebraska basketball this season.



*Chris Anderson*  
SID



*Nick Joos*  
Asst. SID



*George Mauzy*  
Asst. SID



*Vicki Cartwright*  
SID Secretary

**Media Credentials:** All requests for press, broadcast, photo and parking credentials for Nebraska basketball home games should be directed to Nick Joos, Assistant Sports Information Director, 116 South Stadium, Lincoln, Neb., 68588-0123. Requests must be made in writing on appropriate letterhead at least one week prior to the game. Requests via fax are acceptable (see fax information below). As a general rule, working space is allocated on the following basis: (1) daily newspaper and wire-service writers covering for next-day publication; (2) radio and television personnel for broadcast origination; (3) sports editors of Nebraska daily newspapers; (4) official school student daily newspaper, one seat only; (5) approved special coverage.


**Media Will Call:** Media passes which are not mailed may be picked up at the will-call window, located under the south ramp of the Bob Devaney Sports Center. The will-call window opens 90 minutes before tipoff. Identification is required to pick up credentials or tickets.

**Media Parking:** Parking for the media is located adjacent to the Bob Devaney Sports Center on the south side. The south street lot is accessible from Court Street, between 14th and 17th Streets.

**Devaney Center Directions:** The Bob Devaney Sports Center is located on the west edge of the Nebraska State Fairgrounds. To reach it from the Lincoln Municipal Airport, turn right on Northwest 12th Street as you drive out of the airport. Northwest 12th Street becomes Cornhusker highway, which intersects with 14th Street. Exit south on 14th Street off Cornhusker Highway. Travel to Court

Street, turn left, and go two blocks east to the arena, which is on the north side of Court Street. From Omaha's Eppley Airfield, follow the signs to downtown Omaha and I-480. Take I-480 west to I-80, then take I-80 west approximately 60 miles to I-180. Exit South on I-180, then exit east to Cornhusker Highway and follow the instructions above.

**Player Interviews:** All media requests for interviews with Nebraska basketball players should be directed to Assistant SID Nick Joos (office phone: 402-472-2263; home phone: 402-474-1856) at least one day in advance. Players are usually available



for telephone interviews early afternoons and evenings, except game days. The best time for in-season interviews is after practice at the Bob Devaney Sports Center. With advance notice, interviews can be arranged for other hours.

**Ne Interview Time:** The best time to reach Coach Danny Nee for an interview is weekdays from 11:30 a.m. to noon, Central time. Interviews with Coach Nee should be scheduled through the Sports Information Office. Coach Nee's office telephone number is 402-472-2265. During the season, Nee will host a weekly press conference at the Bob Devaney Sports Center on the following dates--Nov. 24, 29; Dec. 8, 15; Jan. 10, 17, 26; Feb. 2, 7, 16, 21, 28; March 7 and 14. Nee will also participate in the weekly Big Eight Conference telephonic press conferences at 11:35 a.m. (Central), beginning Nov. 29. Contact the Big Eight Service Bureau, 816-471-5088, for more information.

**Postgame Interviews:** The Nebraska postgame locker room is closed to the media. For home games, Nebraska's post-game news conference will be held following a brief cooling off period in the "ready" room, located adjacent to the Huskers' locker room in the Bob Devaney Sports Center. The "ready" room can be reached off the hallway at the southwest corner of the playing floor. The visiting team is usually headquartered in the central locker room, located off the hallway at the northeast corner of the playing floor. On the road, after the cooling off period, Nee will be available outside the Huskers' locker room.

**Press Row Location:** Press row for Nebraska basketball games is located on the south sideline of the playing floor, opposite the team benches. The old press box, located above section C-12 on the south side of the arena, is used as an overflow area. The camera deck is located at the top of the arena, directly behind the old press box. Television crews broadcasting live may shoot from either floor level or the camera deck, but they may not occupy space in the C-12 press area. The press room is located off the hallway at the southeast corner of the playing floor.



**Media Services:** Pregame notes (including statistics), programs and media guides will be provided prior to each game. Play-by-play sheets, final statistics, coach and player quotes from each locker room will be distributed. Starting one-and-one-half hours before tipoff, refreshments will be served in the press room. A Sports Information Office representative will be in the Press Room until all writers have filed.

**Radio/Television Broadcast Space:** Requests for live radio and television broadcast space and credentials should be made to Nick Joos, Assistant Sports Information Director, 116 South Stadium, University of Nebraska, Lincoln, Neb., 68588-0123, telephone 402-472-2263. If statisticians are needed, please contact the Sports Information Office at least three days in advance.

**Broadcast Rights:** The University of Nebraska-Lincoln and the Nebraska Sports Network own exclusive radio broadcast rights to all of the University's men's basketball games played in the Bob Devaney Sports Center. Other than the Nebraska Sports Network and the University of Nebraska student station (KRNU), the only stations or networks which will be allowed to broadcast Nebraska games from the Devaney Center are those which have rights to broadcast games played by the opposing team. All radio stations and networks broadcasting from the Bob Devaney Sports Center must sign a contract with the University and are subject to a rights fee. Any representative of a radio station or network that has not purchased such rights shall not air live game action or description of any game while it is in progress, nor shall such representatives air tape-recorded or live commentary of Nebraska coaches or players for one hour before or after a game. Only stations which have purchased broadcast rights may install telephones on press row, or use telephones on press row for reporting on games. By accepting media credentials, representatives of stations and networks which have not purchased broadcast rights signify their agreement to the above stipulations.

**Telephones:** Nebraska provides four modular telephones in the Bob Devaney Sports Center Press Room. All long distance calls must be credit card, collect or billed to a third number. Any media source wishing to place a telephone on press row should contact University of Nebraska Telecommunications (402-472-2000) at least two weeks prior to the game.

**Broadcast Telephone Lines:** Visiting radio stations are welcome to have their own telephone lines installed on press row and may do so by contacting University of Nebraska Telecommunications (402-472-2000). However, the Nebraska Sports Network installs additional telephone lines for visiting official broadcasts and charges a fee for the use of those lines for non-conference games (Big Eight official stations receive the use of the lines free of charge as part of a cooperative). Stations interested in using the lines should contact Kent Pavelka at flagship station KFAB (402-556-8000).

**Photographers:** All working photographers in the Bob Devaney Sports Center must shoot from the photographers' boxes located at each end of the playing floor and MUST clearly display their working credentials. No photographers will be allowed to shoot from between the end lines. As a general rule, photo space will be assigned on the following basis: (1) television cameras for live telecasts; (2) photographers for daily newspapers for next-day publication or television stations shooting for same-day news broadcasts; (3) official school student daily newspaper, one pass only; (4) approved special coverage.

**Coaches' Scouting Passes:** Scouting pass requests made by head coaches should be made to Assistant SID Nick Joos and must conform to Big Eight Conference and NCAA regulations.

**Pro Scouting Passes:** Per Big Eight Conference rules, the University of Nebraska does not provide press row access or media credentials for scouts of professional basketball teams. Scouts may arrange through the Sports Information Office (402-472-2263) to purchase tickets for Nebraska home games. The tickets may be picked up at the will-call window.

**Sports Information Office:** The University of Nebraska Sports Information Office is located in Room 116 of the South Stadium Building, which is located at the south end of Memorial Stadium at 10th and T Streets. The South Stadium Building is approximately one mile from the Devaney Center.

**Fax Access:** The Nebraska Sports Information Office has an automatic facsimile machine which can transmit or receive documents. The phone number for the fax is 402-472-2005. A facsimile machine is available in the Bob Devaney Sports Center following the game, and Sports Information Office personnel will send box scores free of charge as time permits. This season, Nebraska and all Big Eight Conference schools are participating in a conference-wide fax-back system, where interested parties may call directly and have releases, notes and statistics faxed to their machine. There will be no charge to the receiver, other than the normal cost of the long distance call. Please contact the Nebraska Sports Information Office (402-472-2263) or the Big Eight Conference (816-471-5088) for more information.

### NEBRASKA SPORTS NETWORK

The Nebraska Sports Network will be on the air for the 11th season in 1993-94 with a total of 22 stations, including flagship station KFAB in Omaha. KFAB began broadcasting Cornhusker football in 1926 and has held the exclusive broadcast rights to University of Nebraska football and men's basketball games since 1983. KFAB was awarded a new three-year contract in the fall of 1992.



Kent Pavelka

KFAB's Kent Pavelka returns as the play-by-play voice of Nebraska basketball. A 1971 Nebraska graduate, Pavelka called Husker basketball play-by-play for 15 years from 1975 through 1989, then rejoined the Network last season. Pavelka, sports director and operations manager at KFAB, has been a part of UNL football broadcasts for 20 seasons, and has been the play-by-play voice of the Cornhuskers for the last 10 years. He is a six-time Nebraska Sportscaster-of-the-Year winner.

### 1993-94 NETWORK STATIONS

Ainsworth, KBRB (1400)	Kimball, KIMB (1260)
Alliance, KCOW (1400)	Lexington, KRVN (880)
Auburn/Neb. City, KOCE (105.5)	Lincoln, KLIN (1400)
Beatrice, KWBE (1450)	McCook, KICX (96.9)
Broken Bow, KCNI (1280)	Norfolk, KNEN (94.7)
Columbus, KKOT (1510)	North Platte, KELN (97.1)
Fairbury, KGMT (1310)	Omaha, KFAB (1110)
Grand Island, KRGI (1430)	Scottsbluff, KNEB (960)
Hastings, KHAS (1230)	Sioux City, KMNS (620)
Holdrege, KUVR (1380)	Sidney, KSID (1340)
Kearney, KKRK (98.9)	Valentine, KVSH (940)



## HUSKER TRAVEL PLANS

### Appalachian State

Nov. 30-Dec. 1  
GP Express Charter  
Broyhill Conference Center  
(704) 262-2204

### Creighton

Dec. 9  
Charter Bus

### Michigan State

Dec. 17-18  
GP Express Charter  
Shearaton Inn  
(517) 323-7100

### Iowa State

Jan. 2-3  
Charter Bus  
Gateway Center  
(515) 292-8600

### Colorado

Jan. 18-19  
GP Express Charter  
Clarion Harvest House  
(303) 443-3850

### Kansas

Feb. 5-6  
GP Express Charter  
Holiday Inn Lawrence  
(913) 841-7077

### Kansas State

Feb. 8-9  
Charter Bus  
Holiday Inn Manhattan  
(913) 539-5311

### Oklahoma

Feb. 13-14  
GP Express Charter  
Norman Shearaton  
(405) 364-2882

### Oklahoma State

Feb. 18-19  
GP Express Charter  
Holiday Inn Stillwater  
(405) 372-0800

### Missouri

March 4-5  
Private Charter  
Holiday Inn East  
(314) 449-2491

### Big Eight Tournament

March 10-13  
Charter Bus  
Hyatt Regency  
(816) 421-1234

# 1993-94 NCAA RULE CHANGES

1-16/Voted to allow an exception to the commercial logo rule that will permit commercial logos or names on the floor when the corporate sponsor is associated with the name of any tournament.

2-12/Eliminated mandatory lag time for errors by the timer. Officials now shall correct for actual time when they have definite information relative to the time involved.

2-13/Reduced the shot clock to 35 seconds.

3-5 (a)/Voted to permit a single color plain black or white patch to be worn on the shoulder or sleeve of the game jersey to honor the memory of a deceased person.

3-5 (d)/Voted to require that numbers be centered on the game jersey. Uniform jerseys must be in compliance by the beginning of the 1996-97 season.

4-14 (f)/Expanded the definition of an intentional foul to say that a foul shall be ruled intentional if, when playing the ball, a player causes excessive contact (hard foul) with an opponent.

3-4, 5-10, 2-2/Voted to stop the game clock after successful field goals in the last two minutes of the game and the last minute of the game and the last minute of any overtime period with no substitution allowed.

2-13 (c)/Designated that the shot clock will not be reset when a defensive player causes a held ball and the possession arrow favors the offensive team.

9-13 (b)/Eliminated the five-second dribbling violation when closely guarded.

10-9 (c)/Expanded the rule concerning the use of profanity to include abusive and obscene language in an effort to curtail verbal misconduct by players and coaches.

10-11/Determined that an individual who participates in a fight during his team's final game of the season will be suspended from participating in the team's next regular season game for which that individual would be eligible.

**Note:** Rule 5-10 (b) has been expanded to include the rule that when a player incurs a wound that causes bleeding, the official must stop the game at the earliest possible time and instruct the player to leave the game to have the uniform evaluated by medical personnel. This rule was in effect for the 1992-93 season but was not in the rules book.

## Men's Approved Experimentation

Rules experimentation for regular-season play only, not NCAA championship play, was approved by the rules committee. Permission for a conference to use any or all experimentation must be granted by the chair of the research sub-committee, William Scanlon, Union College. Following are the experimental rules for the 1993-94 season:

1. Granting a player a sixth foul in an overtime period of a game if the player had not fouled out of the game in regulation.
2. Widening the lane two feet on each side.
3. Moving the 3-point line to a distance of 20 feet, 6 inches.
4. A combination of widening the lane two feet on each side and moving the 3-point line to a distance of 20 feet, 6 inches.

**Men's Basketball Rules Committee:** George Raveling, Southern Cal, Chairman; Henry Nichols, Secretary-Rules Editor; Pete Gillen, Xavier; Clem Haskins, Minnesota; Laurence Keating, Seton Hall; Herbert Kenny, Wesleyan University; Edward Markey, St. Michael's; Roland Massimino, Nevada-Las Vegas; Gene Mehaffey, Ohio Wesleyan; Joey Meyer, DePaul; William Scanlon, Union; Bob Vanatta, Sunshine Conference; Bob Hanson, Nebraska-Omaha.

**NCAA Division I Men's Basketball Tournament Committee:** Tom Butters, Duke, Chairman; Jake Cruthamel, Syracuse; Terry Holland, Davidson; Bob Frederick, Kansas; DeLoss Dodds, Texas; Charles Harris, Arizona State; C.M. Newton, Kentucky; Ralph McFillen, Metro Conference; Gary Cunningham, Fresno State.



# 1994 POSTSEASON TOURNAMENT SITES, DATES

## 1994 NCAA Tournament First and Second Rounds

**March 17& 19, Tip-off times TBA on March 14, 1994**  
(Thursday & Saturday)

**East:** Nassau Veterans Memorial Coliseum, Long Island, N.Y.

**Southeast:** Rupp Arena, Lexington, Ky.

**Midwest:** Kansas Coliseum, Wichita, Kan.

**West:** Dee Events Center, Ogden, Utah

**March 20 & 22, Tip-off times TBA on March 14, 1994**  
(Friday & Sunday)

**East:** USAir Arena, Landover, Md.

**Southeast:** ThunderDome, St. Petersburg, Fla.

**Midwest:** The Myriad, Oklahoma City, Okla.

**West:** Arco Arena, Sacramento, Calif.

## Regionals

**March 25& 26, Tip-off times TBA on March 21, 1994**  
(Thursday & Saturday)

**Southeast:** Thompson-Boling Arena, Knoxville, Tenn.

**West:** Los Angeles Sports Arena, Los Angeles, Calif.

**March 25 & 27, Tip-off times TBA on March 21, 1994**  
(Friday & Sunday)

**East:** Miami Arena, Miami, Fla.

**Midwest:** Reunion Arena, Dallas, Texas

## Final Four

**April 2 & 4, Tip-off 4:42 (Central) on April 2, 8:22 on April 4, 1994**  
(Saturday & Monday)

Charlotte Coliseum, Charlotte, N.C.

## Future Final Four Sites

1995 Kingdome, Seattle, Wash. (April 1-3)

1996 Meadowlands Arena, E. Rutherford, N.J. (March 30, April 1)

1997 Hoosier Dome, Indianapolis, Ind. (March 29-31)

1998 Alamoe Dome, San Antonio, Texas

1999 ThunderDome, St. Petersburg, Fla.

2000 Hoosier Dome, Indianapolis, Ind.

2001 Metrodome, Minneapolis, Minn.

2002 Georgia Dome, Atlanta, Ga.

## 1994 NIT Sites, Dates

**First Round:** Campus Sites, March 16-18

**Second Round:** Campus Sites, March 21-22

**Third Round:** Campus Sites, March 23-24

**Semifinals:** Madison Square Garden, New York, N.Y., March 28

**Finals:** Madison Square Garden, New York, N.Y., March 30

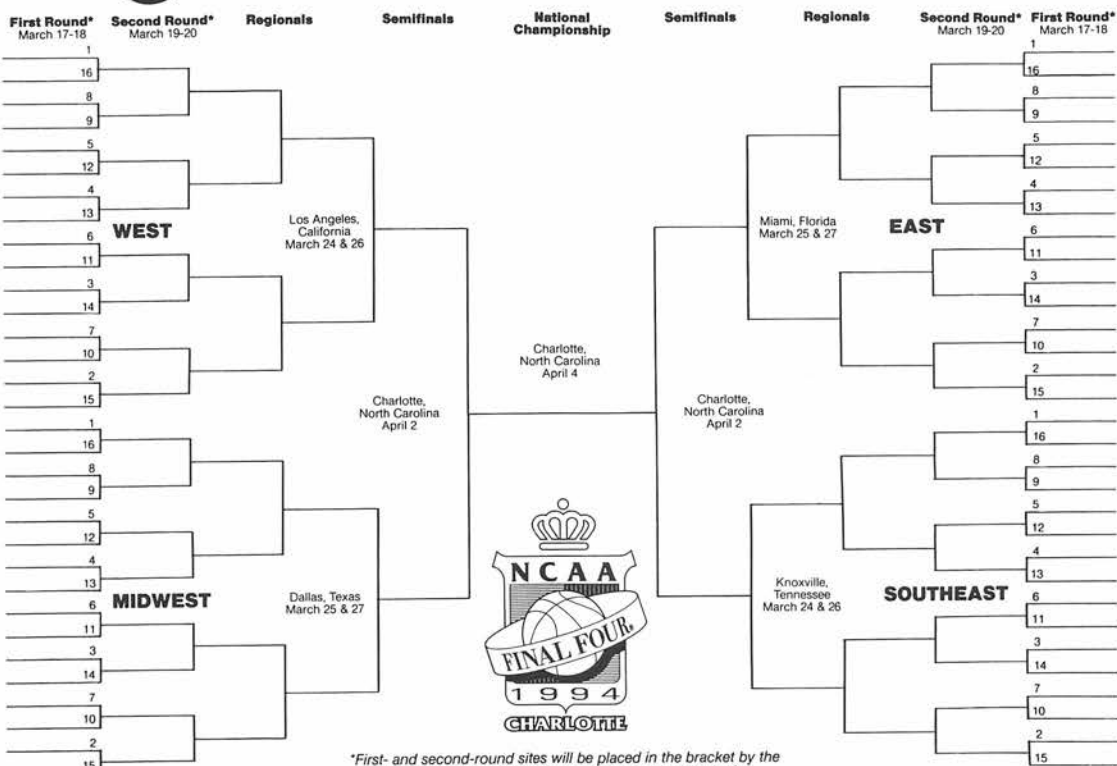
## THE BIG EIGHT IN POSTSEASON PLAY

Team	NCAA			NIT			Overall		
	App.	W-L	Pct.	App.	W-L	Pct.	App.	W-L	Pct.
Kansas	22	47-22	.681	2	3-2	.600	24	50-24	.676
Oklahoma	13	20-13	.606	5	9-5	.643	18	29-18	.617
Oklahoma State	12	20-11	.645	6	5-7	.417	18	25-18	.581
Colorado	8	8-10	.444	3	7-2	.778	11	15-12	.556
Kansas State	21	27-25	.519	2	1-2	.333	*24	28-28	.500
Nebraska	4	0-4	.000	8	11-8	.579	11	11-12	.478
Iowa State	7	4-7	.364	1	0-1	.000	8	4-8	.333
Missouri	14	9-14	.391	3	0-3	.000	*17	9-18	.333

\*Includes 0-1 record in Commissioner's Invitational Tournament. NCAA District playoff games are not included in NCAA Tournament records.



## 1994 National Collegiate Division I Men's BASKETBALL CHAMPIONSHIP



\*First- and second-round sites will be placed in the bracket by the NCAA Division I Men's Basketball Committee March 13.

NCAA 9449-B/93



# NEBRASKA BASKETBALL FROM A TO Z ...

## A

**ABC-TV**-Nebraska is scheduled for one network appearance this season at Kansas (Feb. 6); **Academic All-Big Eighters**-NU has had 23 first-team picks, which ranks third behind Kansas and Kansas State, who have both had a league-leading 24 selections; **Academic All-Americans**-The Huskers have produced four; **All-Americans**-Nebraska has had eight; **Ameritas**-Title sponsor for the Huskers' seventh-annual four-team tournament, Dec. 3-4, that features Ohio, Portland and Navy; **Armory**-Home of Husker basketball until the NU Coliseum opened its doors in the mid-1920s; **Attendance**-Nebraska has broken the Devaney Center total attendance record in each of the last three seasons, including a 1992-93 mark of 213,715.

## B

**Baack, Tom**-Ranks sixth on school's all-time scoring list with 1,299 points and later served as an assistant coach under Moe Iba; **Big Eight**-The nation's toughest basketball conference comprised of Nebraska, Kansas, Kansas State, Iowa State, Oklahoma, Oklahoma State, Missouri and Colorado; **Black**-The color of jersey NU has donned five times. The Huskers first wore their special uniforms in a 65-57 win at Iowa State in 1990-91, then in a 91-71 loss at Missouri and again in an 87-83 win over Kansas in semifinals of the 1991 Phillips 66 Big Eight Tournament. In 1992-93, NU wore black in an 82-67 victory at Colorado, in an 80-59 victory at Kansas State and in the 93-79 loss to New Mexico State; **Branch, Nate**-Went on to fame with the Harlem Globetrotters; **Browne, William**-Guided Huskers to 1937 Big Six title; **Buchanan, Jim**-First Cornhusker player to be drafted by an NBA team; **Bush, Jerry**-Known as the "Big Bear of the Coliseum," this popular Husker coach guided NU from 1955-63, and directed two of the greatest upsets ever—a 43-41 victory over top-ranked Kansas and Wilt Chamberlain and a 55-48 victory over No. 4 Kansas State and Olympian Bob Boozer during the 1957-58 campaign; **Byrne, Bill**-NU's new athletic director who took over for Bob Devaney on Jan. 4, 1993.

## C

**Carr, Brian**-Standout point guard for NU from 1984 through 1987 who ranks as school's all-time assists leader (682); **Carrier, Sam**-First Husker cager to earn All-America honors (1913); **Chalk, Leroy**-NU's all-time leading rebounder with 782 caroms; **Cipriano, Joe**-Winningest coach in school history with all-time mark of 253-197 from 1964 through 1980; **Coliseum**-Home of Nebraska basketball from 1926-27 season through 1975-76 campaign; **Cornhuskers**-School nickname; **Cox, Larry**-Holds Big Eight career record for field-goal percentage (.625); **Crete**-Nebraska's 74-point win at Crete (82-8) in 1906-07 still rates as the largest victory margin in school history.

## D

**Day, Bernard**-Ranks as highest scoring junior college transfer in school history with 802 points from 1985-86 season through 1986-87; **Devaney, Bob**-NU's athletic director emeritus; **Devaney Center**-NU homecourt that opened its doors for the 1976-77 season and bears the name of Huskers' long-time football coach and athletic director; **Doane**-Nebraska's first intercollegiate opponent in 1898-99 season.

## E

**Ekwall, Rex**-Standout for NU in mid-1950s whose 10.4 career rebound average still ranks as school record; **Enrollment**-Nebraska's is 24,000; **ESPN**-NU is scheduled for three appearances on the cable network's "Big Monday" series this season—at Iowa State, Jan. 3, vs. Missouri in Lincoln, Jan. 24, and at Oklahoma, Feb. 14; **Exhibitions**-The Huskers own an all-time mark of 17-3 in exhibition play.

## F

**Fort, Jerry**-First three-time first-team All-Big Eight selection in school history who finished his career with 1,882 points; **Fox**-Nickname of NU's longtime Sports Information Director and current Associate Athletic Director of Public Relations, Don Bryant.

## G

**Good, Harry**-Served as NU head coach from 1947 through 1954 and guided Huskers to shares of 1949 and 1950 Big Seven titles. He was enshrined into the Citizens Savings College Basketball Hall of Fame in 1975.

## H

**Hammond Hustlers**-Nickname given to Hammond, Ind., natives Brian Banks and Carl McPipe, who finished their careers with 1,150 and 1,300 points, respectively; **Hare, Fred**-His follow-up basket at the buzzer with no time left gave Nebraska a 74-73 upset of No. 1 Michigan and Cazzie Russell in Lincoln during the 1964-65 season; **Herbie Husker**-Nebraska mascot; **Hokuf, Steve**-Standout all-around athlete who earned first-team all-conference honors in football, won the Big Six javelin title and earned All-America and all-conference honors in basketball; **Hoppen, Dave**-NU's all-time leading scorer with 2,167 points who was the second three-time first-team All-Big Eight pick in school history and the first player in school history to have his jersey number (42) retired.

## I

**Iba, Moe**-The son of the late legendary coach Henry P. Iba, Moe posted 106 wins on Husker bench from 1981 through 1986 and guided the school to its first "official" NCAA Tournament berth in 1986; **Ingersoll, A.E.**-Only letterman whose last name begins with an I, lettered in 1909 and 1910; **International**-The NCAA allows schools to take a foreign trip once every four years, and under Coach Danny Nee, the Huskers have made treks to Australia (1988) and Europe (1992).

## J

**Johnson, Bill**-Grabbed school single-game record 26 rebounds against Iowa State, Jan. 4, 1954; **Jura, Chuck**-Earned first-team All-Big Eight honors on the court and in the classroom as a senior in 1972.

## K

**Kansas**-The Jayhawks and Cornhuskers first met on the court on March 2, 1900, a game that was the first matching present-day Big Eight opponents; **KFAB**-Flagship station of Nebraska Sports Network; **Kemper Arena**-Site of Phillips 66 Big Eight Tournament each March in Kansas City, Mo.; **King, Rich**-Became first

first-round NBA draft pick in school history when the Seattle SuperSonics selected him with the 14th selection of the 1991 draft; **Kubacki, Jim**-Hit game-winning jumper to beat No. 1 Kansas and Wilt Chamberlain, 43-41, during 1957-58 season.

## L

**Lantz, Stuart**-Two-time first-team All-Big Eight pick in 1967 and 1968 who went on to eight-year NBA career and had his jersey number (24) retired in 1989; **Lehmer, Frank**-First basketball coach in school history (1897-99), finished career with 7-3 record; **Lincoln**-All-America home of the Cornhuskers and Nebraska's state capital.

## M

**Maclay, Don**-Earned All-America honors in 1931; **Moore, Jack**-One of the most popular Cornhuskers ever, he earned the 1982 Naismith Award as the nation's top player under 6-feet. Nebraska's most valuable player award is named in honor of Moore, who was killed in the crash of a light plane in 1984; **Madison Square Garden**-NU has played four NIT games in this famed arena; **Matzke, John** and **Stan**-Stan lettered from 1952 through 1955, while his son John was a second-team Academic All-America pick in 1984.

## N

**National Basketball Association**-Eighteen Huskers have been drafted by NBA teams over the years; **Nee-Braska**-Coach Danny Nee heads into his eighth season on the Cornhusker bench with a 126-93 record; **National Invitation Tournament**-Nebraska has made a Big Eight-leading eight appearances in the nation's oldest postseason tournament; **NCAA Tournament**-The Huskers have earned four bids to the "Show," including bids in each of the last three years.

## O

**One-hundred**-Nebraska is 26-1 when it scores 100 or more points in a game; **Overtime**-The Huskers are 40-26 all-time in overtime games, including 8-1 under Coach Danny Nee.

## P

**Parsons, Robert**-Two-time first-team All-Big Six performer who earned All-America honors in 1937; **Pavelka, Kent**-Play-by-play voice of Husker basketball for the Nebraska Sports Network; **Phillips 66**-Title sponsor for Big Eight tournament at Kansas City, Mo.; **Postseason**-Nebraska has made 11 postseason appearances; **Prime Sports**-NU is scheduled for three appearances on the Big Eight's mid-week Prime package this season.

## Q

**Quadruple**-Nebraska and Alabama-Birmingham played four overtimes on Dec. 22, 1979, before the Huskers scored a 92-84 victory over the Blazers in the school's longest game ever.

## R

**Rankings**-Nebraska finished with its highest national rankings ever in 1990-91, No. 9 in UPI and No. 11 in AP; **Raycom**-Holds the television rights to all Big Eight games; **Rebounder's Club**--Boster organization for NU basketball program; **Retherford, Claude**-Leading scorer on NU's 1949 Big Seven championship team and a two-time first-team all-conference selection; **Reid, Beau**-Was two-time third-team Academic All-America pick who had a knack for hitting game-winning jumpers, as he provided

NU's winning points on four different occasions, including upsets of eventual NCAA champion Kansas in 1987-88 and No. 5 Michigan State in 1990-91.

## S

**Sauer, George**-The only Husker football All-American to earn a basketball letter, he was an All-America fullback in 1933 and lettered on the hardwood in 1932 and 1933; **Simmons, Grant**-First-team All-Big Eight pick in 1966 and school's first first-team academic All-Big Eight selection; **Smith, Andre**-1981 Big Eight Player-of-the-Year, the only Husker ever to win the award; **Spanier, Graham**-Nebraska's Chancellor; **Stewart, Marvin**-The only player in school history to reach the 1,000-point plateau in fewer than 70 career games; **Stiehm, E.O.**-First full-time basketball coach in school's history (1912-15) and the only man in conference history to win league titles in football (1912, 1913, 1914) and basketball (1912, 1913, 1914) in the same year.

## T

**Tax**-A state-wide cigarette tax provided the money to build the 14,302-seat Bob Devaney Sports Center; **Treys**-Nebraska hit a school-record 183 3-pointers during the 1991-92 campaign, and Chris Cresswell accounted for a school single-season record 59 of those. Brian Carr hit the first trey in school history in a game at Cal-Irvine during the 1986-87 season; **Titles**-Nebraska has won or shared seven league titles, none though since the 1949-50 campaign; **Turner, Herschell**-First player in school history to score 1,000 career points.

## U

**Upset**-Nebraska has knocked off three No. 1 teams before, handing Kansas a 43-41 loss in 1958, Michigan a 74-73 loss in 1964-65 and Missouri a 67-51 loss at Columbia during the 1981-82 campaign.

## V

**van Poelgeest, Richard**-Born in The Netherlands, van Poelgeest was a four-year letterwinner for Coach Danny Nee's team from 1987 through 1990; **Volz, "Mutt"**-First-team All-Missouri Valley Conference guard in 1925.

## W

**Wahlquist, George**-All-America guard on NU's 1936 Big Six championship team; **Walsh, W.W.**-Was first first-team all-conference performer in school history (1909); **Whitehead, Bus**-Two-time first-team All-Big Seven pick and the catalyst of the Huskers' 1949 and 1950 league championship teams; **Wins**-Nebraska heads into the 1993-94 season with 1,073 wins under its belt in 96 seasons of intercollegiate competition.

## X

**Xavier**-Ended Nebraska's most-successful basketball season ever by handing the No. 3 seed Huskers an 89-84 loss in the first round of the 1991 NCAA Tournament at Minneapolis, Minn.

## Y

**YMCA**-Nebraska's first basketball game was played against a team from the Lincoln YMCA, Feb. 1, 1897.

## Z

**Zip Code**-For the University, it is 68588.



# NEBRASKA BASKETBALL MEDIA OUTLETS

## Print Media

### Omaha World-Herald

Steve Sinclair (SE)  
Tom Shatel (Col.)  
14th & Dodge  
Omaha, Neb., 68102  
(402) 444-1000  
Fax: 345-0183

### Lee Barfknecht\*

P.O. Box 80866  
Lincoln, Neb., 68501  
(402) 476-3132  
Fax: 476-6281

### Lincoln Journal-Star

Brian Hill (SE)  
Mike Babcock (Col.)  
Curt McKeever\*  
926 P Street  
Lincoln, Neb., 68508  
(402) 473-7431  
Fax: 473-7291

\*Beat Reporter

### Associated Press

Tom Vint  
14th & Dodge  
Omaha, Neb., 68102  
(402) 341-4963  
Fax: 341-2662

### Daily Nebraskan (Student)

University of Nebraska  
34 Nebraska Union  
Lincoln, Neb., 68588  
(402) 472-1765  
Fax: 472-1761

### Beatrice Sun

Bruce Viergutz (SE)  
200 North 7th  
Beatrice, Neb., 68310  
(402) 223-5233  
Fax: 228-3571

### Columbus Telegram

Jon Misfeldt (SE)  
1254 27th Avenue  
Columbus, Neb., 68601  
(402) 564-2741  
Fax: 563-4127

### Grand Island Independent

Jeff Korbelik (SE)  
1st & Cedar  
Grand Island, Neb., 68801  
(308) 381-1000  
Fax: 382-8129

### Fremont Tribune

Scott Strenger (SE)  
P.O. Box 9  
Fremont, Neb., 68205  
(402) 721-5000  
Fax: 721-8047

### Hastings Tribune

Todd Henrichs (SE)  
908 West 2nd  
Hastings, Neb., 68901  
(402) 462-2131  
Fax: 462-2184

### Kearney Hub

Buck Mahoney (SE)  
13 East 22nd  
Kearney, Neb., 68847  
(308) 237-2152  
Fax: 234-5736

### Norfolk Daily News

Mike Fuehrer (SE)  
525 Norfolk Avenue  
Norfolk, Neb., 68701  
(402) 371-1020  
Fax: 371-5802

### North Platte Telegraph

Steve Carpenter (SE)  
621 North Chestnut  
North Platte, Neb., 69101  
(308) 532-6000  
Fax: 532-9268

### Scottsbluff Star-Herald

Bob Schaller (SE)  
1405 Broadway  
Scottsbluff, Neb., 69361  
(308) 632-0651  
Fax: 635-1258

### Huskers Illustrated

Chris Greer (Editor)  
5200 South Yale, 7th Floor,  
International Tower Bldg.,  
Tulsa, Okla., 74136  
(918) 491-4000  
Fax: 491-4001

## Television Stations

### KOLN-TV (CBS, Chs. 10/11)

Greg Matson (SD)  
40th and W  
Lincoln, Neb., 68503  
(402) 467-9720  
Fax: 467-9208

### KMTV (CBS, Ch. 3)

Rich Roberts (SD)  
John Glenn (Asst. SD)  
10714 Mockingbird  
Omaha, Neb., 68127  
(402) 592-4330  
Fax: 592-3658

### KETV (ABC, Ch. 7)

Greg Peterson (SD)  
Ross Jernstrom (Asst. SD)  
27th & Douglas  
Omaha, Neb., 68131  
(402) 978-8954  
Fax: 978-8931

### WOWT (NBC, Ch. 6)

Dave Webber (SD)  
Merlyn Klauss (Asst. SD)  
3501 Farnam  
Omaha, Neb., 68131  
(402) 345-9530  
Fax: 346-6740

### KPTM (Fox, Ch. 42)

Tom Zenner (SD)  
4625 Farnam  
Omaha, Neb., 68132  
(402) 554-4286  
Fax: 554-4292

### KHAS-TV (NBC, Ch. 5)

Ed Littler (SD)  
P.O. Box 578  
Hastings, Neb., 68901  
(402) 463-1321  
Fax: 463-6551

### NTV (ABC, Ch. 13)

Randy Buschkoetter (SD)  
P.O. Box 220  
Kearney, Neb., 68848  
(308) 743-2494  
Fax: 743-2644

### KNOP-TV (NBC, Ch. 2)

Dennis Kellogg (SD)  
P.O. Box 749  
North Platte, Neb., 69101  
(308) 532-2222  
Fax: 532-9579

### KDUH-TV (NBC, Ch. 4)

Mark Miller (SD)  
P.O. Box 1529  
Scottsbluff, Neb., 69361  
(308) 632-3071  
Fax: 632-3596

### KSTF-TV (CBS, Ch. 10)

Rich Ericson (SD)  
P.O. Box 1619  
Scottsbluff, Neb., 69361  
(308) 632-6107

### KCAU-TV (ABC, Ch. 4)

Tim Seamon (SD)  
7th & Douglas  
Sioux City, Neb., 51101  
(712) 277-2345  
Fax: 277-4298

### KTIV (NBC, Ch. 4)

Larry Puntney (SD)  
3135 Floy Blvd.  
Sioux City, Iowa 51105  
(712) 239-4100  
Fax: 239-3410

### KUON-TV (PBS, Ch. 12)

Jim Carmichael  
1800 North 33rd  
Lincoln, Neb., 68503  
(402) 472-3611  
Fax: 472-1785

### KFAB (1110 AM)

Nebraska Sports Network  
\*Kent Pavelka (SD)  
5010 Underwood  
Omaha, Neb., 68132  
(402) 556-8000  
Fax: 556-8937

### KFOR (1240 AM)

Chuck Stevens (SD)  
6900 Van Dorn, Suite 11  
Lincoln, Neb., 68506  
(402) 483-5100  
Fax: 483-4095

### KLIN (1400 AM)


\*\*Jim Rose (SD)  
4343 O Street  
Lincoln, Neb., 68510  
(402) 475-4567  
Fax: 474-8011

### KRNU (90.5 FM)

Sports Director  
University of Nebraska  
258 Avery Hall  
Lincoln, Neb., 68588  
(402) 472-3054

\*Pavelka calls basketball play-by-play for Nebraska Sports Network.

\*\*Rose hosts nightly call-in show on Nebraska Sports Network.



**This is Nebraska**



# NATIONAL COVERAGE...NEBRASKA IN THE SPOTLIGHT



*Nebraska has travelled to Europe, Australia, Hawaii and Puerto Rico over the last seven years.*

With the resurgence of the Nebraska basketball program under Coach Danny Nee, media attention for the Cornhuskers is at an all-time high. Nebraska is scheduled to make 13 national or regional television appearances during the 1993-94 season, including three appearances on ESPN's "Big Monday" package.

This is the third season the Big Eight has been a part of "Big Monday," ESPN's most-watched two-hour block during the college basketball season. The Huskers' Jan. 3 game at Iowa State, their Jan. 24 home game against Missouri and their Feb. 14 game at Oklahoma will be played before the ESPN cameras. In addition, NU's Feb. 6 game at Kansas will be televised by ABC and three more games will be shown by Prime Sports.

The media attention isn't limited to television broadcasts as the Huskers are consistently covered by national print publications such as *Sports Illustrated*, *USA Today* and *The Sporting News*, as well as hundreds of regional media outlets. The state's two largest papers, *The Omaha World-Herald* and the *Lincoln Journal-Star*, cover Nebraska basketball on a daily basis. Nebraska has been ranked at least once in the wire service polls in each of the last three seasons for the first time ever, and three years ago, finished with its highest national rankings ever at No. 9 in the UPI poll and No. 11 in AP.

Husker basketball can be heard throughout the Midwest on the 22-station Nebraska Sports Network, which boasts a pair of 50,000-watt AM stations in Omaha's KFAB and Lexington's KRVN.



*Stu Lantz (top) played eight seasons in the NBA, while Rich King (right) was a 1991 first-round draft pick of the Seattle SuperSonics.*



## Did You Know That...

✓ Nebraska has averaged 15 regional or national television appearances over the last three seasons.

✓ The Cornhuskers are one of 19 teams that have appeared in each of the last three NCAA Division I Tournaments.

✓ Husker athletes are consistently covered by the nation's leading publications including *Sports Illustrated*, *The Sporting News* and *USA Today*.

✓ Nebraska has travelled to Europe, Australia, Hawaii (three times) and Puerto Rico over the last seven years. The Huskers are scheduled to return to the San Juan Shootout in 1994-95 and make an appearance in the 1995 Far West Classic.



*Nebraska made 14 national or regional television appearances a year ago.*




# GAME DAY AT NEBRASKA...WHERE THE MAGIC BEGINS



*The Nebraska Yell Squad and Herbie Husker help lead the Devaney Center's 14,302 faithful on game day.*



*Over 600,000 fans have packed the Devaney Center over the last three years to watch Nebraska basketball. That accounts for over 21 percent of the total attendance in the building's 17-year history.*



"There is no place like Nebraska, dear old Nebraska U..." And, in Nebraska, there's no better place to be from November through March than the Bob Devaney Sports Center for Husker hoops. It's an up-tempo style of play that has kept the fans coming back for more. It's competition in the nation's toughest conference--the Big Eight. For 18 days and nights in the winter, Husker Hoops is the show. For the players, coaches and fans, Nebraska basketball is a game for the '90s. It's 60 minutes of high-flying, prime-time college basketball excitement.

#### **Did You Know That...**

✓ Nebraska ranked 23rd nationally in attendance last year with a school-record average of 13,357 fans per game. The Big Eight ranked third among NCAA Division I conferences with an average of 10,677 per game.

✓ Nebraska is one of 10 NCAA Division I institutions with 1,000 or more all-time basketball wins and over 600 all-time football victories.

✓ The Big Eight Conference has sent five or more teams to postseason play for nine straight seasons.



*When filled to capacity for Husker basketball games, the Devaney Center equals the state's 11th-largest city.*



# NEBRASKA FACILITIES...SECOND TO NONE

*The 14,302 seat Bob Devaney Sports Center has been the home of Husker basketball since 1976.*



The 14,302-seat Bob Devaney Sports Center is one of the most beautiful arenas in the Big Eight Conference. Opened in the fall of 1976, the Big Eight's second-largest arena is located on the Nebraska State Fairgrounds. The building, a \$13 million project, houses the Huskers' basketball, track, swimming, wrestling and gymnastics teams. A host of other activities, including concerts and commencements are held in the arena.

Since the building became the home of Husker basketball, over 2.8 million fans have flocked to the Devaney Center. In 1993-94, the 3-millionth Nebraska basketball fan is expected to pass through the doors, a tribute to the program and the facility, that is named after Bob Devaney, Nebraska's highly successful football coach and athletic director (1962-93).

Nebraska owns a 17-year record of 205-55 in the building, including a 14-2 mark a year ago, and a 42-5 record over the last three seasons.

BOB DEVANEY SPORTS CENTER



*Nebraska's Sapp Recreation Facility is arguably the best in the nation.*



*Memorial Stadium has an NCAA record 195 sellouts and has been the home of Big Red football since 1923.*



## Did You Know That...

- ✓ The NU athletic department receives no state funding or student fees.
- ✓ Nebraska has won nearly 80 percent of its games in 17 seasons of play in the Devaney Center.
- ✓ The Devaney Center is the Big Eight's second-largest arena.
- ✓ Nebraska has established total attendance records in each of the past three seasons.

# NEBRASKA FACILITIES...EVERYTHING YOU'LL EVER NEED



*The Husker Power program at Nebraska has been the pattern for many other collegiate strength programs nationwide.*



*The medical facilities at UNL are on par with the nation's top programs.*



*The Nebraska locker room in the Bob Devaney Sports Center.*



Nebraska's weight training program is a pioneer in the development of strength and conditioning and Coach Danny Nee believes it is a vital part of the Huskers' on-court success. The strength complex at Nebraska was expanded to 30,000 square feet in 1989, making it the largest on any college campus in the nation. In addition, the basketball team utilizes a weight room at the Bob Devaney Sports Center.

Husker strength and conditioning coach Boyd Epley, heads a staff of six full-time strength coaches who utilize their knowledge along with a wide array of equipment and tests to provide one of the nation's top strength training programs. Evaluation, goal-oriented programs, supervision and state-of-the-art facilities help Nebraska athletes become bigger, faster, stronger and more flexible.

The medical facilities at Nebraska are a high-priority item, too. The Huskers' locker room and training room facilities are located in the Bob Devaney Sports Center and rank among the nation's best equipped. Head trainer and physical therapist George Sullivan heads a team of five full-time trainers, including three registered physical therapists and a physician's assistant. Six doctors are also available to treat Cornhusker athletes and to prevent injuries.

NU's facilities have helped the Cornhusker athletic teams dominate the Big Eight. Last season, UNL won seven conference championships, more than twice the number by any other conference school, and won its 14th straight league all-sports crown.



# THE HEWIT & BOEKEL CENTERS...LEARNING TO EXCEL



*The Hewit Center houses Nebraska's year-round training table which provides lunch and dinner for NU athletes.*

Nebraska's academic facilities are among the finest in the nation. In fact, College Athletic Management Magazine recently voted Nebraska No. 1 for its student-athlete academic support program. Located in the west stadium, the Hewit Center and Boekel Academic Center allow Nebraska's student-athletes access to the latest academic support services.

The \$2.3 million academic area originated in 1983 and was expanded in 1989 to nearly 30,000 square feet in size. Initial funding came from the Nebraska football teams' appearance in the inaugural Kickoff Classic in 1983. The money from that game, combined with generous donations from the Boekel and Hewit families, enable Nebraska student-athletes to enjoy the best academic support center in the country. The Hewit Center and Boekel Academic Center, where student-athletes learn to excel.

*The Hewit Center and Boekel Academic Center house Nebraska's academic advisors and computer labs. The NU academic program was recently voted as the best in the nation by College Athletic Management Magazine.*



*The academic center allows student-athletes to enjoy the nation's best academic support system.*



# ACADEMIC EXCELLENCE...NOT AN AFTERTHOUGHT AT NU



*The University of Nebraska offers nine colleges from which students can earn their degrees.*

## **The Academic Experience: Three Steps to Success**

With an enrollment of nearly 24,000 students, the University of Nebraska-Lincoln offers an environment rich in academic tradition. Faculty members at Nebraska have long been recognized for serving students with excellence, distinction, and a level of expertise matched by few.

There are nine academic colleges at the University of Nebraska, and each offers a variety of disciplines for students to select. The colleges are: Agriculture, Architecture, Arts and Sciences, Business Administration, Engineering and Technology, General Studies, Home Economics, Journalism, and Teachers College.

From the day a student-athlete decides the University of Nebraska is the right place to be, the athletic academic counseling unit provides personal support, academic support and professional development to ensure that they will get the most out of their years as a Cornhusker.

In each of these areas, there are several programs designed to assist each student-athlete to achieve his/her highest level of personal and academic excellence.

## **Professional Development Counseling at Nebraska**

**1. Career Exploration**--Knowing that less than one percent of all collegiate athletes advance to professional sports, Nebraska's Athletic Counseling Unit in 1988 pioneered a complete career counseling program for student-athletes.

The career exploration phase has programs designed to help with career selection and clarification. These programs include: interest inventories, DISCOVER (a computerized career guidance and planning program aimed at helping students discover relevant majors and career goals), monthly career nights, career fairs, shadowing experiences, internships and cooperative education.

**2. Career Planning**--An important aspect of preparing for a career is the teaching of job-development skills. At Nebraska, methods are taught to improve these skills, including resume development, cover-letter writing, job search strategies, interviewing skills, and graduate, law and professional school placement assistance.

**3. Career Placement**--Assistance is provided in securing full-time employment upon graduation.

**4. Degree Audit Program**--Nebraska's Athletic Academic Counseling Unit has a tracking system in place to ensure accurate course selection and provide monitoring of each student-athletes' progress toward a degree in his/her chosen field. Nebraska boasts an 81% graduation rate of those who complete their collegiate eligibility at Nebraska.

*The academic counseling unit provides personal support and professional development for NU student-athletes.*





# ACADEMIC AND PERSONAL SUPPORT...ALWAYS AVAILABLE

## Academic Support


- 1. Tutorial Support:** One of Nebraska's largest and perhaps most beneficial support services for student-athletes is the Tutorial Program. The program strives to accomplish several goals and has three basic components designed to help reach these goals. They are: Academic Profile, Subject Tutoring and Mentoring.
- 2. Supplemental Instruction:** Supplemental instruction helps student-athletes ease their transition from the high school classroom to the college classroom.
- 3. Academic Supervision:** An important part of the academic process for student-athletes is the monitoring of their short-term and long-term academic success. Three programs designed to help the student-athlete are: Study Hall, Grade Reports and Class Attendance.
- 4. Computer Resources:** First-class computer instruction is available and designed to enhance student-athletes' efficiency and performance in the classroom by utilizing a state-of-the-art computer lab, with over 25 computers.
- 5. Reading and Writing Lab:** The newest program available to Nebraska's student-athletes helps them improve the skills which are imperative for success regardless of the student's academic abilities. The goal of this lab is to enhance reading and writing skills while reducing student anxiety through student-centered activities focused on current coursework.

## Personal Support

- 1. Orientation:** The Academic Athletic Counseling Department coordinates a New Student-Athlete Orientation program which is aimed at helping student-athletes make the delicate transition from high school to college.
- 2. Personal Counseling:** This program is designed to provide the student-athlete with a supportive, caring environment. There are four major areas covered in this program. They are transitional issues, stress management, academic focus, and personal crisis intervention.
- 3. Multi-Cultural Support:** This program is designed to enhance cultural awareness for all student-athletes to help build a supportive, caring environment in which to learn and compete. Support programs have been developed to help student-athletes address concerns within campus life, athletics and society in general.
- 4. Husker Outreach Program:** University of Nebraska student-athletes are encouraged to participate in community-wide programs which help make them become better citizens and better role models for children in Lincoln and throughout Nebraska. There are four programs available to Cornhusker student-athletes through the Husker Outreach Program. The programs allow participants to come in contact with an estimated 50,000 prepsters annually.
- 5. Drug Education and Continuing Support Program:** Evaluation and support systems designed to educate and support student-athletes for a drug-free life are the hallmark of this unique program. Among the services available are: Assessment, Education, Personal Development and Support.
- 6. Preparation for Life After Sports:** Seminars and counseling support aimed at helping student-athletes with the disengagement from athletics is one of the most-important areas of Nebraska's entire Athletic Academic Counseling Unit.




*The Nebraska Success Unit, assists Husker basketball players in defining academic and personal goals and objectives, and designs strategies to reach them.*



*The Husker Outreach Programs allow student-athletes to come in contact with 50,000 prepsters annually.*



# ACADEMIC SUCCESS...HUSKERS LEAD THE NATION



*Of the 21 players under Nee who have completed their eligibility, whether recruited or walk-ons, 14 have left with a degree in hand.*

## Did You Know That...

✓ Nebraska has produced the most first-, second- and third-team GTE Academic All-Americans in the nation with 107, 36 more than the closest competitor.

✓ Cornhusker student-athletes have earned a nation-best nine NCAA Today's Top Six Awards.

✓ Husker athletes consistently top the Academic All-Big Eight list. NU's 23 first-team Academic All-Big Eight men's basketball performers rank third in the league, one behind co-leaders Kansas and Kansas State.

✓ The Nebraska basketball program has produced at least one first-team academic All-Big Eight player for 10-straight years.

✓ National businesses have contributed a total of \$30,356 to the General Scholarship Fund since 1988 in honor of Husker student-athletes.

The success of Nebraska athletes is not limited to only the athletic arena. More Cornhusker student-athletes have been selected to the GTE Academic All-America team than any other school in the country and more Huskers have earned academic All-Big Eight honors than any other conference school.

In addition, no school has had more athletes receive the NCAA's highest award, Today's Top Six, than the University of Nebraska-Lincoln. In addition, Cornhusker athletes have been awarded the third-highest number of NCAA post-graduate scholarships to help further their educations.

## NCAA Today's Top Six Award

The most prestigious honor a student-athlete at an NCAA member institution can win is the Today's Top Six Award. The University of Nebraska-Lincoln has produced a nation-leading nine Today's Top Six winners.

Beginning with football standout Randy Schleusener, nine Cornhusker student-athletes, seven men and two women, have been selected as Today's Top Six winners including: Schleusener, 1980; Dave Rimington, Football, 1981; Mark Traynowicz, Football, 1985; Tom Schlesinger, Gymnastics, 1989; Virginia Stahr, Volleyball, 1990; Jake Young, Football, 1990; Patrick Kirksey, Gymnastics, 1991; Patrick Tyrance, Football, 1991; and Janet Kruse, Volleyball, 1992.

## GTE/CoSIDA Academic All-America Teams

Since 1952, sports information directors have selected Academic All-America teams from qualified student-athletes representing eight different sports.

The University of Nebraska-Lincoln has had more male and female student-athletes selected as Academic All-Americans than any other school in either the University or College Divisions.

As of August, 1993, the University of Nebraska-Lincoln has seen a total of 107 student-athletes receive the awards, 38 more than second-place Illinois Wesleyan (71). Nebraska also leads the nation in first-team GTE Academic All-Americans with 65. The basketball program has produced four Academic All-America performers.

## Academic All-Big Eight Conference

Nebraska has established itself as the dominant school in the Big Eight for academic excellence, consistently placing more athletes than any other conference school on that list.

*Nebraska leads the conference in Academic All-America selections for all sports combined.*





# THE UNIVERSITY OF NEBRASKA...THE PLACE TO BE

The University of Nebraska was chartered by the Legislature in 1869 as the state's public university and land-grant institution. Founded in Lincoln, the University of Nebraska was expanded in 1968 into a state educational system now comprising four campuses under the guidance of a Board of Regents and a central administration.

The university's flagship campus, the University of Nebraska-Lincoln, includes the agricultural components organized within the Institute of Agriculture and Natural Resources. UNL is Nebraska's only land-grant university and its major comprehensive institution of higher education. For its 24,000 students from all parts of the world, UNL offers a wide range of undergraduate, professional, and graduate programs including those leading to the doctorate.

As UNL carries out its three-part mission of teaching, research and service, the overall impact of its efforts in each area is greater than the sum of its separate parts, ensuring that the quality of all of its institutional programs is consistent with the expectations and needs of Nebraskans. UNL is continuously designing new academic frameworks to provide students with the mental skills and broad perspectives of educated citizens.

Quality instruction is emphasized in UNL's eight undergraduate colleges, the Graduate College and the College of Law. The Colleges of Agricultural Sciences and Natural Resources, Architecture, Arts and Sciences, Business Administration, Engineering and Technology, Human Resources and Family Sciences, Journalism and Teachers College offer more than 100 degree programs leading to career opportunities in the arts, the sciences, the humanities and the professions.

Over the years, alumni such as authors Willa Cather and Mari Sandoz, legal educator Roscoe Pound, anthropologist Loren Eiseley, Pulitzer Prize-winning journalists James Risser and Marjie Lundstrom, presidential advisers such as Ted Sorensen and Clayton Yeutter, Nobel-prize winning scientists such as George W. Beadle and Donald Crum, inventor Harold "Doc" Edgerton and computer pioneer Jay Forrester have enriched the university's tradition of leadership and scholarly excellence.


UNL receives more than \$50 million annually in grants and contracts from outside sources for research, instruction, public service, administration and student aid. UNL receives special funds through an innovative program initiated by the state government for research in areas with potential impact on the state's economic development.

The campus is home to the nationally renowned Sheldon Memorial Art Gallery and Sculpture Garden, the Christlieb Collection of Western Art and the Lied Center for Performing Arts. The University of Nebraska State Museum boasts a world-class fossil collection and helped develop Ashfall Fossil Beds State Park, which opened in the summer of 1991.

Noted for its outstanding athletic programs, UNL is also noted for the quality of its academic programs for student-athletes. Its Hewitt Training Center for student-athletes provides computer labs, study areas, career counseling and other academic support services.



*Broyhill Fountain, on the University of Nebraska city campus, is located in the center of campus, in front of the student union.*



*The University of Nebraska offers more than 100 degree programs leading to careers in the arts, the sciences, the humanities and the professions.*



# LINCOLN...AN ALL-AMERICA CITY



*The Nebraska State Capital building is a short walk from the UNL city campus.*



Lincoln, the state capital, offers a quality of life that is sure to satisfy a variety of lifestyles and interests. A city of 192,000, Lincoln was voted the 10th-most livable city in the United States by Money Magazine in 1992. Included in the evaluation were low crime rates, top-rate medical care and environmental factors.

Lincoln is also the home to state, county and city government offices and is one of the nation's fastest growing non-sun belt cities. Nebraska's capital has nearly 5,000 acres of parks, nine municipal swimming pools, five recreational centers, 12 golf courses, plus numerous other recreational facilities.

UNL is an integral part of the community as it is home to Morrill Hall and its world-famous Elephant Hall; the Lied Center for Performing Arts, which offers dance, music and theatre performances; Sheldon Memorial Art Gallery; as well as the Bob Devaney Sports Center. The campus is located in the heart of the city with easy access to shopping, eating establishments, movie theatres and many of Lincoln's most popular night spots.

## Did You Know That...

✓ A recent study found that conservatively, a total of \$30.6 million in direct and indirect economic impact was generated by the UNL athletic department in fiscal year 1991-92.

✓ The average price of a Lincoln movie ticket is \$5.50, while a matinee is only \$3.00.

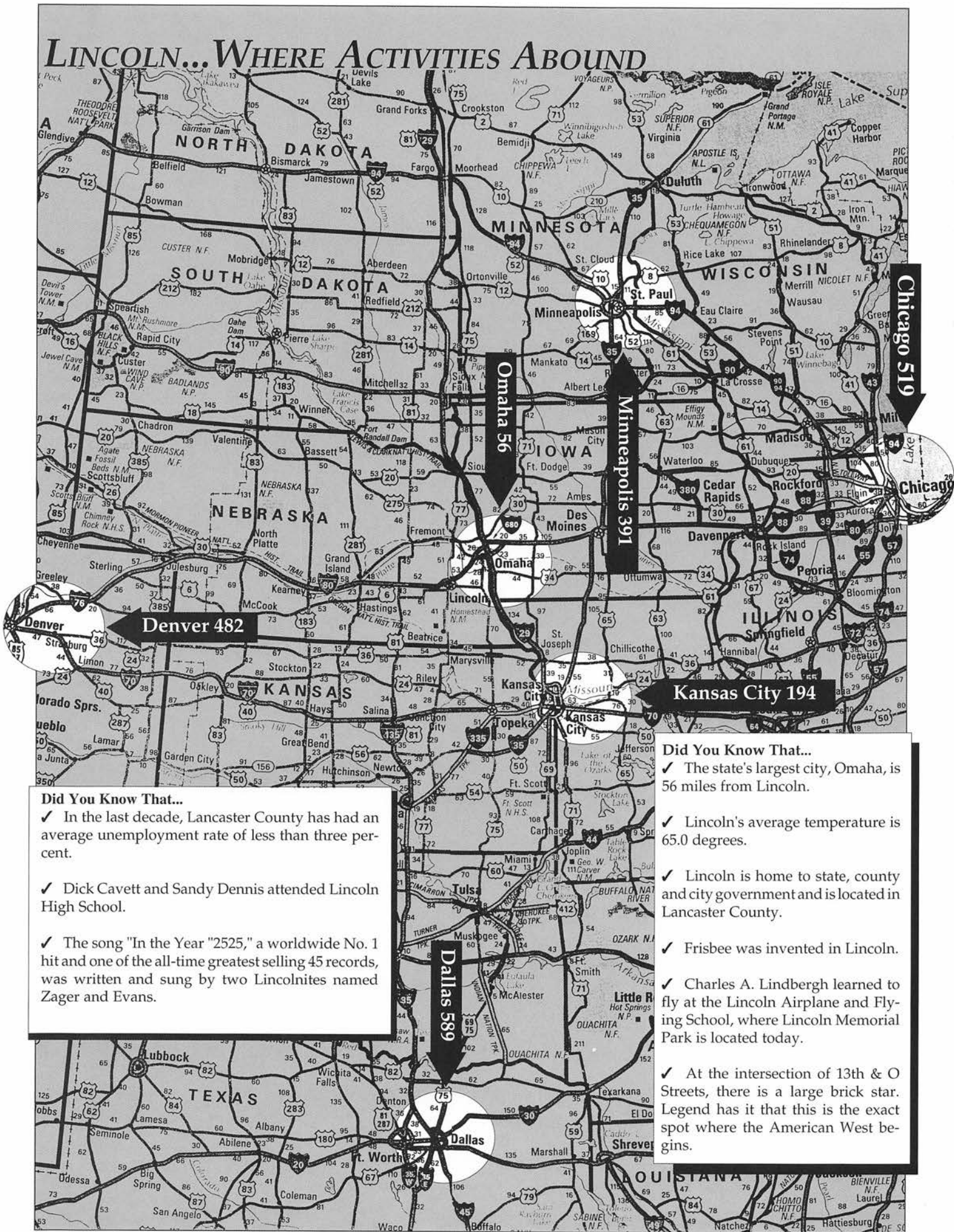
✓ Rent for a one-bedroom apartment in the capital city averages just \$300 while a two-bedroom runs \$366.

*Lincoln was voted the 10th-most livable city in the United States by Money Magazine.*





# LINCOLN... WHERE ACTIVITIES ABOUND




### Did You Know That...

- ✓ In the last decade, Lancaster County has had an average unemployment rate of less than three percent.
- ✓ Dick Cavett and Sandy Dennis attended Lincoln High School.
- ✓ The song "In the Year "2525," a worldwide No. 1 hit and one of the all-time greatest selling 45 records, was written and sung by two Lincolntes named Zager and Evans.

### Did You Know That...

- ✓ The state's largest city, Omaha, is 56 miles from Lincoln.
- ✓ Lincoln's average temperature is 65.0 degrees.
- ✓ Lincoln is home to state, county and city government and is located in Lancaster County.
- ✓ Frisbee was invented in Lincoln.
- ✓ Charles A. Lindbergh learned to fly at the Lincoln Airplane and Flying School, where Lincoln Memorial Park is located today.
- ✓ At the intersection of 13th & O Streets, there is a large brick star. Legend has it that this is the exact spot where the American West begins.



# 1993-94 Preview



# HUSKERS SHOOT FOR RETURN TRIP TO BIG DANCE

In each of the last three seasons, a record number of fans have viewed Nebraska's games in the Devaney Center, and with the return of four starters from last year's NCAA Tournament team, there's no reason to believe the pace will slow in 1993-94.

Nebraska, which hasn't earned a share of the conference title since the 1949-50 season (when the Big Eight was known as the Big Seven), is coming off its most successful three-year run in the sport's 97-year history at the school. Three straight NCAA Tournament appearances, the Big Eight's third-best record over that stretch at 65-29 and three consecutive record-breaking years at the box office (more than 600,000 have passed through the Devaney Center turnstiles) have heightened expectations for Coach Danny Nee's eighth Husker squad.

The Cornhuskers' hopes for a fourth-straight NCAA Tournament bid will rest on the shoulders of seniors **Eric Piatkowski**, **Jamar Johnson**, **Bruce Chubick** and **Tom Best**. Piatkowski, Johnson and Chubick drew a combined 92 starts a year ago, while sophomore Terrance Badgett started the last 13 games at forward. In all, Nebraska returns nine letterwinners from last year's squad.

"We judge everything on the nucleus of returning people," Nee said. "I have a lot of confidence in that nucleus of four seniors. Then add in the three freshman from last year in **Jaron Boone**, **Erick Strickland** and **Terrance Badgett**, and check the quality minutes all those guys played. I have seven players who have played in big games in the Big Eight.

"Experience usually means maturity. And my definition of maturity is how you handle adversity. I feel experienced players like we have, can handle the difficulties that pop up during the season, whether it's sickness, streaks of poor shooting or bad calls," Nee added.


The Huskers lost three letterwinners from last year's team that finished 8-6 in the Big Eight, good for a second-place tie with Iowa State and Oklahoma State, and the school's best league finish in some 12 seasons. Center Derrick Chandler graduated, while center Amos Gregory and guard Andre Woolridge elected not to return.

Chandler was a vital cog in the Cornhuskers' attack the last two seasons. He was NU's second-leading scorer a year ago at 11.2 points per game and was the squad's top rebounder with an 8.1 average. Chandler also blocked 144 shots over the last two seasons, the second-highest total in school history. Gregory averaged 5.2 points and 3.1 rebounds in 26 appearances, while Woolridge was a member of the Big Eight's All-Freshman team after averaging 4.9 points per outing.

After six seasons of having a center standing 6-11 or taller, Chandler's departure will force Nee to make some changes in his attack. The 6-11 Chandler was NU's man in the paint the last two years, while 7-2 Rich King occupied the pivot from 1988 through 1991.

"Everyone is concerned about us not having a center," Nee said. "On some nights that is going to be a negative and on some nights it will be a plus. I believe over the course of the season we can take playing without a center and make it a positive, by our style of play, the rotation of players and the offenses and defenses we employ.

"We're going to run our shotgun offense and defense. Meaning we're going to be wide open at both ends of the floor with no post player," Nee added.



*Eric Piatkowski averaged 16.7 points en route to first-team All-Big Eight honors a year ago.*

## The Veterans

Nebraska's eight returnees produced 79.9 percent of the offense and 74.5 percent of the rebounding a year ago. Five of the top six scorers from last year's squad return, as do three of the club's top four rebounders.

The go-to man again figures to be 6-7 Piatkowski, who earned first-team All-Big Eight honors a year ago after turning in one of the finest all-around seasons in school history. He's hoping to become the eighth player in school history, and the first since Dave Hoppen in 1986, to earn first-team All-Big Eight honors in consecutive seasons. The first player in the Nee-era to earn first-team all-conference honors, Piatkowski's 16.7 scoring average rates fifth-best among 1993-94 Big Eight returnees. He heads into his senior season with 1,288 points, good for eighth on the NU career chart.

"We expect a total player," Nee said of Piatkowski. "He's been on a five-year blueprint for success since he got here and has gotten better each year. The guy can play, and I expect him to have a great year."

One of 25 players on the United States Basketball Writers Association's 1994 player-of-the-year preseason watch list, Piatkowski spent the summer playing on the U.S. entry in the World University games at Buffalo, N.Y. Only the second NU player ever to appear in the Games, Piatkowski averaged 9.7 points for the gold-medal winning team.

Piatkowski's play at the World University Games and down the stretch a year ago have put him in position to make a run at

All-America honors as a senior. He averaged 18.2 points and 5.5 rebounds over NU's last 13 games a year ago, including a career-high 29-point outburst in the Huskers' NCAA Tournament loss to New Mexico State. He also hit 50.9 percent of his field goals and 82.1 percent of his free throws in the stretch. For the season, he connected on a team-high 37.2 percent of his 3-point attempts.

"Eric Piatkowski earned All-Big Eight," Nee said. "It wasn't given to him. Then to make the World Games team over the summer and have success there shows he is a class player--a premier player in this conference.

"I don't want Pike to be judged just as a jump shooter," Nee added. "He's an all-around player. I believe he'll be the cornerstone of this team."

Johnson, meanwhile, has been a key component on the Cornhuskers' last two NCAA Tournament teams. He's the only "true" point guard on the Nebraska roster and is shooting to become the first player in school history to lead the team in both assists and steals for three straight seasons. As a junior, the 5-11 1/2 Johnson averaged 9.8 points per game and dished out a team-high 102 assists while picking up 52 steals.

"All the focus on the freshmen last year and people telling him he was going to lose his job, wore Jamar down," Nee said. "Now he is refocused. I believe you'll see him poised, confident and acting as a driving force on this team."



Jamar Johnson led NU in both assists and steals last season.

"Jamar has done everything we have asked of him. I believe he knows what it takes to win."

As a sophomore, Johnson was NU's second-leading scorer at 11.2 points per game and earned second-team All-Big Eight honors. Two years ago, as the only "true" point guard on the team, he averaged a team-

high 30.7 minutes per game, but Nee doesn't believe Johnson will be forced to play massive minutes this season.

"Jamar is our leader on the floor, but we feel Piatkowski and Boone can play the point. And, with the types of offenses we run, we don't have a primary ballhandler. All of our people on the perimeter handle the ball."

One of just two players to start all 31 games a year ago, the 6-7 1/2 Chubick teamed with Johnson as a co-captain on last year's team. An outstanding student, Chubick is hoping to become the third three-time first-team academic All-Big Eight pick in school history. He averaged 8.4 points per game a year ago and was the squad's second-leading rebounder, along with Piatkowski, at 5.7 per game.

"Every year Bruce has been in the program, he's improved, and I believe he'll have a good season," Nee said. "I think you'll see a stronger, smarter player. He's the type of experienced and hard-working player we need."

Chubick hit a team-high 52.0 percent of his field goals, and with Chandler's departure, figures to see some time in the low post.

The second-tallest player on the Nebraska roster is Best, who stands 6-9. He appeared in 28 games last season and contributed 4.7 points and had the team's fourth-best rebound average at 4.8 per game off the bench. As a sophomore at Toledo, Best led the Mid-American Conference in rebounding, and Nee is hoping Best can provide help on the boards and at the defensive end as a senior. Best, who had back surgery after the 1991-92 season, missed three games because of a sore back a year ago, played just three minutes against New Mexico State in the NCAA Tournament before going down with a groin pull. He was then slowed in the off-season by a disk problem unrelated to previous surgery.

"If he stays healthy, he's definitely good enough to be a contributor," Nee said. "During his redshirt year with us, he practiced at a high quality level. He knows and I know he's a much better player than he has shown. And I think he's out to prove that. He's a determined man."

"Those four guys have to have a good year if Nebraska is going to have a good season," Nee said. They are the focal point of this team and there is no reason they shouldn't have good seasons."


One of four returning starters from last year's team, the 6-6 Badgett started 15 games and was easily the biggest surprise of last year's team. One of four Nebraska players named to the Big Eight's All-Freshman team a year ago, Badgett was slowed for much of fall conditioning by a stress fracture in his left foot, but Nee is counting on him to be in the lineup from the outset of the 1993-94 campaign.

"He's an explosive player," Nee said. "He gives us multiple looks because he can play so many different positions and do so many different things. His best basketball is still ahead of him. The key though, is staying healthy."

#### THE BIG EIGHT SINCE 1990-91

Team	W-L	Pct.	NIT
Kansas	87-20	.897	3/0
Oklahoma St.	72-25	.742	3/0
Nebraska	65-29	.691	3/0
Missouri	60-33	.645	2/0
Oklahoma	61-36	.629	1/2
Iowa State	53-43	.552	1/0
Kansas State	48-40	.546	1/1
Colorado	42-46	.477	0/0





*Bruce Chubick hit a team-high 52.0 percent from the field last season.*

Badgett, who is expected to be full speed when practice opens Nov. 1, averaged 6.7 points and 3.5 rebounds per game. He hit 49.7 percent of his field goals. It was Badgett's steal and driving dunk at the buzzer that preserved NU's 68-64 homecourt upset of then-No. 3 Kansas.

The spotlight also shined on Strickland and Boone as rookies. Strickland, who turned heads with his hard-nosed defensive style of play, was tabbed the Big Eight's Freshman-of-the-Year by the Associated Press and the league coaches. The first Husker ever to win the award, the 6-3 1/2 Strickland averaged 7.8 points, hit 36.4 percent of his 3-point attempts and had an NU freshman record 45 steals. He also earned honorable-mention All-Big Eight honors and was a member of the league's all-freshman and all-defensive teams.

"I really feel he that he's a player with unlimited potential," Nee said. He's a magnificent defensive player and now with a year's experience, I believe he know's what is going on with Big Eight basketball and that should make him a better player."

Strickland, who spent his second-straight summer playing in the Florida Marlins minor league system, scored an NU freshman record 28 points in the Huskers' homecourt win over Missouri and came up with a key steal that sealed NU's home victory over Iowa State in late February.

Boone, who stands 6-6 and is the son of former American Basketball Association standout Ron Boone, began making a name for himself as a rookie, too. Like Badgett and Strickland, Boone was named to the league's all-freshman team. He averaged 6.9 points per outing and dished out a school freshman record 87 assists on the season. He started eight games, had at

"We might have our most-athletic team we've ever had here," Nee said. "We should be good in all phases of the game, but an area that we must be good at, is rebounding. I believe defense and rebounding are going to be the keys. And, we have to stay healthy. I think we'll score a lot of points. I'd like to see us develop some consistency at both ends of the court."

least one assist in 29 of 31 games, and connected on a team-high 82.1 percent of his free throws. The Huskers posted a 9-1 record when he dished out four or more assists in a game, and were 12-1 when he shot 50 percent or better from the field.

"Jaron may be the sleeper of the bunch," Nee said. "I believe he's another freshman who got a lot of experience a year ago and who is focused on developing his skills and setting himself up to have very strong junior and senior seasons."

After sitting out the 1992-93 season as a redshirt, 6-5 **Jason Glock** figures to be in the hunt for playing time. He averaged 1.3 points and 1.2 rebounds in limited action as a freshman. A 3.8 student in biology, Glock could contend for academic All-Big Eight honors and Nee is expecting Glock to make a major contribution because of his heady play.

"After one year of the learning process, I expect them to come back and be major contributors," Nee said. "They have to be. They have to play well and I think they will. These guys know what is going on and what the program is about. They are our future. They will be our stars as juniors and seniors."

#### The Newcomers

Nee and his staff signed a pair of players during the spring signing period, 6-8 junior college transfer **Melvin Brooks** and 6-11 freshman **Mikki Moore**. Both players are being counted upon to make a contribution in their first season at Nebraska.

Brooks, the only junior on the NU roster, averaged 15.2 points and 7.2 rebounds a year ago at Chowan (N.C.) College. As a freshman at Chowan, he was a starter on the school's 26-5 team that advanced to the National Junior College Athletic Association Tournament. Brooks, who signed with East Tennessee State out of high school, figures to challenge for the open spot in the starting unit.

Moore, meanwhile, is the tallest player on the NU roster at 6-11 and is the only freshman on the squad. When he signed with Nebraska last spring, Nee was hopeful of redshirting Moore this season. But, with the Huskers' lack of depth at center, Moore will be thrown into the fire immediately. He averaged 15 points, 13.5 rebounds and 5.0 blocked shots as a senior at Gaffney's (S.C.) Blacksburg High School.

This is the third time in Nee's eight seasons that he's had a senior-dominated team to put on the floor, and he's hopeful the results are as good this time around. In his rookie season on the Husker sideline, he guided a senior dominated team to a 21-12 record and a third-place NIT finish, then watched four seniors form the nucleus of a 26-8 squad in 1990-91.

"We might have our most-athletic team we've ever had here," Nee said. "We should be good in all phases of the game, but an area that we must be good at, is rebounding. I believe defense and rebounding are going to be the keys. And, we have to stay healthy. I think we'll score a lot of points. I'd like to see us develop some consistency at both ends of the court."

"We want to be a contender for the Big Eight championship and we want to try and to win the Big Eight Tournament," Nee added. "Ultimately, we want to go the NCAAs again. But, being in the tournament is no longer the goal. The goal is to get to the tournament and win and advance."

# 1993-94 NEBRASKA BASKETBALL ROSTERS

## ALPHABETICAL

No.	Player	Pos.	Ht.	Wt.	Yr.	Hometown (High School)
43	Badgett, Terrance*	F	6-6	205	So.	Omaha, Neb. (South)
33	Best, Tom*	F	6-9	232	Sr.	South Holland, Ill. (Thornwood)
24	Boone, Jaron*	G	6-6 1/2	191	So.	Salt Lake City, Utah (Skyline)
34	Brooks, Melvin	F	6-8	235	Jr.	Elizabeth City, N.C. (Northeastern)
44	Chubick, Bruce***	F	6-7 1/2	232	Sr.	Atkinson, Neb. (West Holt)
30	Glock, Jason*	G	6-5	197	So.	Wahoo, Neb.
3	Jaeger, Chad	F	6-7	201	So.	Lexington, Neb.
12	Johnson, Jamar**	G	5-11 1/2	180	Sr.	Elkhart, Ind. (Concord)
32	Moore, Mikki	C	6-11	195	Fr.	Gaffney, S.C. (Blacksburg)
20	Newton, Chris	G	6-1	175	So.	Milford, Neb.
52	Piatkowski, Eric***	G/F	6-7	215	Sr.	Rapid City, S.D. (Stevens)
21	Strickland, Erick*	G	6-3 1/2	210	So.	Bellevue, Neb. (West)

## NUMERICAL

No.	Name	Pos.	Ht.	Wt.	Yr.	Hometown (High School)
3	Jaeger, Chad	F	6-7	201	So.	Lexington, Neb.
12	Johnson, Jamar**	G	5-11 1/2	180	Sr.	Elkhart, Ind. (Concord)
20	Newton, Chris	G	6-1	175	So.	Milford, Neb.
21	Strickland, Erick*	G	6-3 1/2	210	So.	Bellevue, Neb. (West)
24	Boone, Jaron*	G	6-6 1/2	191	So.	Salt Lake City, Utah (Skyline)
30	Glock, Jason*	G	6-5	197	So.	Wahoo, Neb.
32	Moore, Mikki	C	6-11	195	Fr.	Gaffney, S.C. (Blacksburg)
33	Best, Tom*	F	6-9	232	Sr.	South Holland, Ill. (Thornwood)
34	Brooks, Melvin	F	6-8	235	Jr.	Elizabeth City, N.C. (Northeastern)
43	Badgett, Terrance*	F	6-6	205	So.	Omaha, Neb. (South)
44	Chubick, Bruce***	F	6-7 1/2	232	Sr.	Atkinson, Neb. (West Holt)
52	Piatkowski, Eric***	G/F	6-7	215	Sr.	Rapid City, S.D. (Stevens)

Note: Brooks is a transfer from Chowan (N.C.) College. \*Denotes letters earned.

## 1993-94 AT A GLANCE

### RETURNEES--10 (EIGHT LETTERMEN, FOUR STARTERS IN CAPS)

#### 1992-93 Statistics:

Name	Exp.	G-GS	MP-Avg.	FG%	FT%	Reb.-Avg.	TP-Avg.
ERIC PIATKOWSKI	3VL	30-30	892-29.7	.485	.760	171-5.7	502-16.7
JAMAR JOHNSON	2VL	31-31	863-27.8	.434	.738	89-2.9	305- 9.8
BRUCE CHUBICK	3VL	31-31	752-24.3	.520	.679	178-5.7	259- 8.4
Erick Strickland	1VL	31-6	534-17.2	.454	.729	63-2.0	243- 7.8
Jaron Boone	1VL	31-8	583-18.8	.411	.821	72-2.3	215- 6.9
TERRANCE BADGETT	1VL	31-17	470-15.2	.497	.660	109-3.5	207- 6.7
Tom Best	1VL	28-0	456-16.3	.449	.474	133-4.8	131- 4.9
*Jason Glock	1VL	20-0	134- 6.7	.440	.667	24-1.2	26- 1.3
Chad Jaeger	SQ	4-0	8- 2.0	.000	.000	0-0.0	0- 0.0
Chris Newton	SQ	1-0	1- 1.0	.000	.000	0-0.0	0- 0.0
Totals/Aggregates		-123	4960	—	—	896-28.9	1,996-64.4
(% of 1992-93 team totals)		(79.4)	(79.7)			(74.5)	(79.9)

Note: Glock's statistics are from the 1991-92 season and are not included in the returnees' totals and aggregates.

### LETTERMEN LOST—3 (THREE LETTERMEN, ONE STARTER IN CAPS)

#### 1992-93 Statistics:

Name	Exp.	G-GS	MP-Avg.	FG%	FT%	Reb.-Avg.	TP-Avg.
DERRICK CHANDLER	2VL	31-29	747-24.1	.500	.647	252-8.1	348-11.2
Andre Woolridge	1VL	30-3	505-16.8	.387	.615	50-1.7	147- 4.9
Amos Gregory	1VL	26-0	401-15.1	.373	.580	81-3.1	134- 5.2
Jeremy Glenn	SQ	4-0	7- 1.8	.500	.000	5-1.3	4- 1.0
Chuck Robinson	SQ	4-0	6- 1.5	.500	.000	0-0.0	2- 0.5
Totals/Aggregates		-32	1265	—	—	307-9.9	501-16.1
(% of 1992-93 team totals)		(20.6)	(20.3)			(25.5)	(20.1)

### NEWCOMERS—2

Name	Exp.	1992-93 School	Pts.	Reb.
Melvin Brooks	Jr.	Chowan (N.C.) College	15.2	7.3
Mikki Moore	Fr.	Blacksburg (S.C.) High School	14.0	13.5



# 1993-94 CORNHUSKER NOTES

**1992-93 In Review:** Nebraska, a team that rallied from an 0-3 league start to finish in a second-place tie with Iowa State and Oklahoma State in the Big Eight standings at 8-6, earned its third-straight NCAA Tournament invitation. The Huskers, who posted a 20-11 record, hit the 20-win plateau with a 94-83 homecourt win over Oklahoma, March 7, but closed the season with consecutive losses to Kansas State, 47-45, in the Big Eight Tournament, and New Mexico State, 93-79, in the NCAA Tournament. Nebraska, which won 20 games for the seventh time in its 97-year basketball history, reeled off seven straight wins to open the season and climbed to 17th in the Dec. 20 Associated Press poll and 16th in that week's CNN/USA Today coaches poll, then lost six of its next 11, before a late-season surge produced wins in eight of 13 games. It was the first time NU had been ranked in three straight seasons. As noted above, NU opened Big Eight play 0-3, but rallied to win eight of its last 11 league games to finish at 8-6. The second-place tie was the Huskers' best league finish since the 1980-81 season and marked the third straight year they had finished .500 or better in conference play. Ten of Nebraska's 11 losses were to 1993 postseason tournament teams, and all 11 were to teams that finished with .500 or better records. All 29 losses the Cornhuskers have sustained over the last three seasons have been to teams that finished with .500 or better records.

**The Leader:** Husker mentor Danny Nee owns a 13-year collegiate coaching record of 233-160 and a seven-year NU mark of 126-93. The only coach in school history to take three Husker squads to the NCAA Tournament, Nee's 126 wins rank second on NU's all-time victory list behind Joe Cipriano's 253 victories in 17 seasons. The first coach in Nebraska history to have three 20-game winners on his NU resume, Nee's Cornhuskers were 61-64 in his first four seasons on the sideline, but have gone 65-29 since.

**Preseason Honors for Piatkowski:** Husker senior guard/for-

ward Eric Piatkowski, who averaged 16.7 points a year ago en route to first-team All-Big Eight honors, is one of 25 players on the United States Basketball Writers Association preseason player-of-the-year list. A member of the United States' gold-medal winning World University games team, Piatkowski was a seventh-team preseason All-America pick by Basketball Weekly. He was rated as the nation's eighth-best small forward by the 1993-94 NCAA Preview magazine and the Sporting News' Pro Basketball Yearbook listed him as the sixth-best shooting guard available for the 1994 NBA Draft.

**Nineteen and Fourteen:** Nebraska is one of 19 teams that has earned an NCAA Tournament invite in each of the last three seasons. Here's a look at the other 17 schools that have appeared in three straight NCAAs heading into the 1993-94 season with the number of consecutive appearances in parenthesis: Arizona (9), Arkansas (6), Brigham Young (4), Duke (10), Florida State (3), Indiana (8), Iowa (3), Kansas (4), Louisiana State (10), New Mexico State (4), North Carolina (19), Oklahoma State (3), St. John's (4), Seton Hall (3), Temple (4), UCLA (5) and Wake Forest (3). In addition, Nebraska was one of 14 Division I teams that placed both its men's and women's teams in the 1993 NCAA Tournament. It was the first time in school history that both the Husker men's and women's teams made NCAA Tournament appearances in the same season.

**Box Office Hit:** For the third straight season, Nebraska broke its season Devaney Center attendance record and for the second time in the last three years, also set a per-game average mark. For 16 home games, NU drew 213,715 fans, 5,675 better than last year's record of 207,950, while its per-game average of 13,357 broke the mark of 13,307 set in 1990-91. NU ranked third in the Big Eight and 23rd nationally in per-game attendance average last season. Since the start of the 1990-91 season, 621,270 fans, or an average of 13,219 per outing, have come through the Devaney Center doors to see the Cornhusker men's basketball team. Nebraska drew a season-high crowd of 14,679 for its 68-64 upset of No. 3-ranked Kansas.

**Two-Sport Star:** Nebraska sophomore Erick Strickland, the Big Eight's 1993 Freshman-of-the-Year, spent his summer playing in the outfield for the Florida Marlins Class A entry at Elmira, N.Y. He hit .263 in 59 games, with 36 RBI and four home runs. He also clubbed 12 doubles and three triples, while stealing eight bases. Strickland, a middle-round draft pick by the Marlins two years ago, is believed to be the first athlete in Nebraska history to turn professional in one sport while retaining collegiate eligibility in another sport.

**Home-Grown Talent:** The 1993-94 Nebraska roster features six players with in-state ties. Four players on the roster were born in Nebraska, while two spent at least part of their childhood in the Cornhusker state. Nebraska natives include Omaha's Terrance Badgett, Bellevue's Erick Strickland, Atkinson's Bruce Chubick and Wahoo's Jason Glock. Eric Piatkowski spent eight years in Scottsbluff before moving to Rapid City, S.D., and Jaron Boone lived in Omaha while his father, Ron, played for the Kansas City-Omaha Kings.

**Homecourt Advantage:** The big crowds have translated into wins on the court for NU, as the Huskers have fashioned a 42-5 homecourt record over the last three seasons, including a 14-2



*Terrance Badgett is one of four returning starters.*

mark last season. The Cornhuskers dropped games to Kansas State and Oklahoma State in Lincoln last season, but take a three-game homecourt win string into the 1993-94 season. Nebraska takes a 29-game homecourt win string vs. nonconference opponents into the season. The Huskers are 205-55 in 17 seasons of play at the Devaney Center.

**Ameritas Champs Again:** For the fifth-straight year, Nebraska won its own Ameritas Classic, handing Kent an 85-61 loss in the title game. Eric Piatkowski was the Classic's MVP, while Derrick Chandler was named to the all-tournament team.

**On the Tube:** Nebraska is scheduled for at least 13 television appearances in 1993-94, six on the Big Eight's weekly Raycom package, three on both ESPN and Prime Sports, and one on ABC-TV. The Huskers' ESPN dates are Jan. 3 at Iowa State, Jan. 24 vs. Missouri in Lincoln and Feb. 14 at Oklahoma State, while their Feb. 6 game at Kansas will be on ABC.

**Tough Competition:** Fifteen of NU's 27 games are against 1993 postseason tournament teams, with 12 of those 15 games against 1993 NCAA Tournament entrants. The Huskers will face 1993 NCAA participants Kansas, Oklahoma, Oklahoma State, Iowa State, Missouri and Kansas State and NIT entrants Oklahoma and Michigan State.

**Notebook:** Nebraska was 5-2 in the Big Eight at home, 3-4 on the road...the three league road wins equaled the most for a Danny Nee-coached Nebraska team (the 1990-91 team also won three league road games)...Nebraska owns a 24-18 record in Big Eight play over the last three seasons, 10-11 over the first half and 14-7 the second time through...NU blocked 131 shots on the season, the third-best total in school history...the Huskers have averaged 80 or more points for four straight years, including last year's 80.5 average...NU is 49-7 since the start of the 1990-91 season when scoring 80-plus points...the 116 points the Huskers racked up against Texas-Arlington equaled the second-highest single-game output in school history...in 21 of its last 29 losses, NU failed to score 80 points...NU averaged 86.8 points at home...all 10 scholarship players on last year's roster produced at least one double-figure scoring game a year ago...Nebraska's bench outscored its opponents reserves in 26 of 31 outings...eight of 10 Huskers hit 60 percent or better at the line for the season.



Jaron Boone hit a team-high 82.1 percent at the free-throw line last year.

**NU By Lineup:** The Huskers used seven different starting combinations in 1992-93. Here's a look at their record by lineup.

No.	Starting Five	Record
1.	Chubick, Piatkowski, Chandler, Johnson, Strickland	4-1
2.	Chubick, Piatkowski, Chandler, Johnson, Boone	4-2
3.	Chubick, Piatkowski, Chandler, Johnson, Woolridge	1-2
4.	Badgett, Piatkowski, Chubick, Johnson, Boone	1-0
5.	Badgett, Piatkowski, Chubick, Johnson, Strickland	1-0
6.	Chubick, Badgett, Chandler, Johnson, Boone	1-0
7.	Chubick, Badgett, Chandler, Johnson, Piatkowski	8-6

### NU IN THE 1992-93 POLLS

Week	Associated Press	USA Today/CNN	Jeff Sagarin Computer Rankings	
	Votes	Votes	No.	Rating
Preseason	25 (242)	22 (161)	48	82.20
Nov. 23	25 (201)	No Poll	No Poll	
Nov. 30	RV (201)	25 (128)	48	82.20
Dec. 6	25 (229)	21 (152)	16	87.99
Dec. 13	20 (363)	19 (185)	32	85.00
Dec. 20	17 (537)	16 (276)	33	84.82
Dec. 27	20 (388)	T20 (189)	43	82.82
Jan. 3	RV (97)	22 (92)	63	80.74
Jan. 10	RV (60)	25 (83)	75	69.97
Jan. 17	RV (3)	RV (30)	72	79.83
Jan. 24	RV (1)	RV (12)	77	79.58
Jan. 31	None	RV (13)	67	80.33
Feb. 7	RV (20)	RV (11)	62	80.87
Feb. 14	RV (25)	RV (10)	57	81.68
Feb. 21	RV (6)	RV (16)	49	82.16
March 1	RV (49)	RV (20)	39	83.21
March 8	RV (74)	RV (8)	35	83.03
March 15	RV (3)	RV (4)	44	83.03

RV--received votes.



# 1993-94 NU RADIO AND TELEVISION ROSTER

**Danny Nee**  
Head Coach




**12**

**Jamar Johnson**  
5-11 1/2, 180, Sr., G  
Elkhart, Ind.



**21**

**Erick Strickland**  
6-3 1/2, 210, So., G  
Bellevue, Neb.



## Pronunciation Guide

Jaron Boone ..... Jah-RON  
Bruce Chubick ..... CHUB-ick  
Mikki Moore ..... MY-KEY  
Eric Piatkowski ..... Pie-it-COW-ski

Career Record \_\_\_\_\_  
NU Record \_\_\_\_\_

PPG \_\_\_\_\_  
RPG \_\_\_\_\_

PPG \_\_\_\_\_  
RPG \_\_\_\_\_

**24**

**Jaron Boone**  
6-6 1/2, 191, So., G  
Salt Lake City, Utah



PPG \_\_\_\_\_  
RPG \_\_\_\_\_

**30**

**Jason Glock**  
6-5, 197, So., G  
Wahoo, Neb.



PPG \_\_\_\_\_  
RPG \_\_\_\_\_

**32**

**Mikki Moore**  
6-11, 195, Fr., C  
Gaffney, S.C.



PPG \_\_\_\_\_  
RPG \_\_\_\_\_

**33**

**Tom Best**  
6-9, 232, Sr., F  
South Holland, Ill.



PPG \_\_\_\_\_  
RPG \_\_\_\_\_

**34**

**Melvin Brooks**  
6-8, 235, Jr., F  
Elizabeth City, N.C.



PPG \_\_\_\_\_  
RPG \_\_\_\_\_

**43**

**Terrance Badgett**  
6-6, 205, So., F  
Omaha, Neb.



PPG \_\_\_\_\_  
RPG \_\_\_\_\_

**44**

**Bruce Chubick**  
6-7 1/2, 232, Sr., F  
Atkinson, Neb.



PPG \_\_\_\_\_  
RPG \_\_\_\_\_

**52**

**Eric Piatkowski**  
6-7, 215, Sr., G/F  
Rapid City, S.D.




PPG \_\_\_\_\_  
RPG \_\_\_\_\_

## 1992-93 HUSKER TRENDS

### Nebraska Record When:

	Overall	Home	Away
Ahead at Halftime.....	17-2	13-1	4-1
Behind at Halftime.....	3-9	1-1	2-8
Bench Outscored Opponent's.....	19-6	13-1	6-5
Shot 50% or Better.....	6-1	3-0	3-1
Shot Under 50%.....	14-10	11-2	3-8
Opp. Shot 50% or Better.....	1-5	1-0	0-5
Opp. Shot Under 50%.....	19-6	13-2	6-4
Outshot Opponent.....	15-2	11-0	4-2
Outshot by Opponent.....	5-9	3-2	2-7
Outrebounded Opponent.....	17-3	13-2	4-1
Outrebounded by Opponent.....	3-8	1-0	2-8
Committed More TO's than Opp....	10-7	7-1	3-6
Committed Less TO's than Opp.....	8-3	5-1	3-2
Committed Same TO's as Opp.....	2-1	2-0	0-1
Shot More/Same FT's than Opp.....	16-0	12-0	4-0
Led with 5:00 left.....	14-2	11-0	3-2
Tied with 5:00 left.....	1-0	0-0	1-0
Trailed with 5:00 left.....	5-9	3-2	2-7
In Overtime.....	1-0	1-0	0-0





The Huskers


# Meet the Huskers



# TOM BEST

6-9    232    Senior    Forward  
South Holland, Ill. (Thornwood)

33



**In 1993-94:** One of four seniors on the Nebraska roster, Coach Danny Nee will call on Tom Best to make an even bigger contribution this season...at 6-9, Best is the second-tallest player on the Cornhuskers' roster, behind 6-11 freshman Mikki Moore, and Nee is hoping Best can help on the boards, and with interior defense...for his size, he's an excellent perimeter shooter, and he will be aiming to improve on his 36.4 percent effort from 3-point range a year ago.

**1992-93 (Junior):** After sitting out the 1991-92 season as a transfer from the University of Toledo, Best appeared in 28 games off the bench and averaged 4.7 points and 4.8 rebounds per game...he ranked fourth on the squad in rebound average...hit 44.9 percent from the field, 36.4 percent from 3-point range...his 36.4 percent effort from 3-point range equaled the second-highest mark on the team, however, he attempted just 22 treys...came off the bench to score six points and grab an NU career-high 10 rebounds against Oklahoma, March 7, arguably his best performance of the season...also had a pair of assists, two blocked shots and a steal against the Sooners in a season-high 25 minutes...he played just three minutes of the Huskers' NCAA Tournament loss to New Mexico State before pulling his groin while going up for a rebound in the first half...averaged 5.3 rebounds over the last six games, and pulled down five or more rebounds in 15 of 28 appearances...missed three games in late January and early February with a sore back...had a Big Eight career-high nine points at Oklahoma State...was four-of-four from the field against the Cowboys at Stillwater...came off the bench to score an NU career-high 11 points at Missouri-Kansas City...against UMKC, he was five-of-seven from the field, and grabbed four rebounds before fouling out in 19 minutes...scored five or more points 13 times...his five steals vs. The Citadel were an individual high for an NU player...for the season, his 20 steals ranked fifth, along with Bruce Chubick, on the team...he was also fifth on the team in blocked shots with nine.

**1991-92:** Transferred to Nebraska and sat out the season, but was able to practice with the team...had back surgery in March of 1992.


**1990-91 (Toledo, Sophomore):** Led the Mid-American Conference in rebounding (8.9 rpg), ranked 16th in scoring (13.3 ppg) and eighth in steals (49) for a 17-16 Rocket team which finished seventh in the conference and second in the league's season-ending tournament...scored in double figures 25 times, including four 20-point-or-better efforts (Rockets were 4-0 when Best notched 20-or-more points)...netted a career-high 23 points against Miami (Ohio) in the first round of the 1991 MAC Tournament...had 12 double-figure rebound games, including a career-high 17 boards against Chicago State...turned in 11 double-doubles (double figures in both points and rebounds), and pulled down five or more rebounds in 29 of 33 games...started 23 games...hit 44.9 percent from the field, 31.3 percent from 3-point range and 60.4 percent at the free-throw line in his final campaign with the Rockets...had team-high 49 steals, including season-high six

against Prairie View A&M...against Nebraska in Lincoln, he netted 11 points, grabbed four rebounds and had three steals.

**1989-90 (Toledo, Freshman):** Appeared in 24 of 28 games and drew six starts...averaged 3.7 points and 3.5 rebounds per game for a Toledo squad which finished 12-16...averaged 6.8 points and 5.2 rebounds over the final six games...netted a season-high 10 points against Eastern Michigan and had 11 rebounds against Iowa State.

**High School:** Thornwood High School in Thornwood, Ill., 1989...Earned all-area honors and was The Daily Calumet's area player-of-the-year as a senior...fourth-team all-state pick by the Illinois Coaches Association...averaged 20.5 points, 10 rebounds, three assists and 2.5 steals per game in his senior season...hit 53 percent from the field and 65 percent at the free-throw line...helped team to 20-9 record as a senior and a berth in the sectional finals...posted career highs of 29 points, 16 rebounds (three times), eight assists and 10 steals.

**Personal:** The son of Brian and Lyn Best, Tom has an older brother and a younger sister...speech communication major, who is scheduled to graduate in May of 1994...born May 22, 1971, at Chicago.



**BEST 1992-93 GAME-BY-GAME**

Opponent	MP	FG	3FG	FT	Reb	A	St	Blk	Pts
Colgate	21	4-9	0-0	0-1	8	0	1	1	8
Kent	16	2-5	0-2	0-0	6	1	0	0	4
The Citadel	20	2-6	0-0	3-4	6	1	5	1	8
Creighton	24	4-6	0-0	0-1	6	1	2	0	8
@Wichita State	19	1-3	0-0	2-2	4	2	1	0	4
Appalachian State	18	3-9	1-2	2-3	6	1	0	0	9
Texas-Arlington	19	3-8	0-1	0-0	5	3	1	0	6
@Southern Cal	14	1-5	0-2	0-0	4	1	0	0	2
Michigan%	18	2-6	1-2	0-0	0	2	0	0	5
SW Louisiana%	19	4-6	1-2	0-0	7	0	1	1	9
Fordham%	21	2-3	1-1	0-0	4	2	0	0	5
Eastern Illinois	19	2-3	0-0	0-2	5	1	2	1	4
Southern Utah	21	2-5	0-0	0-0	5	4	0	0	4
@Mo.-Kansas City	19	5-7	1-2	0-0	4	0	1	0	11
@Oklahoma	10	0-1	0-0	0-0	1	1	1	1	0
@Oklahoma State	17	4-4	1-1	0-0	4	1	1	0	9
Sacramento State	18	2-4	1-1	2-4	5	2	0	1	7
Kansas State	13	2-6	0-0	0-0	6	1	1	0	4
Kansas	9	1-3	0-0	0-0	2	2	0	0	2
@Kansas State	11	1-2	0-1	0-0	5	1	0	0	2
Oklahoma State	10	0-4	0-1	0-0	3	2	0	0	0
@Missouri	14	1-5	0-2	0-0	4	1	0	0	2
Colorado	7	2-3	0-1	0-0	4	0	1	0	4
Iowa State	13	1-3	0-0	0-2	6	2	1	1	2
@Kansas	21	2-3	1-1	0-0	9	1	0	0	5
Oklahoma	25	3-6	0-0	0-0	10	2	1	2	6
Kansas State!	16	1-2	0-0	0-0	4	0	0	0	2
New Mexico St.#	3	0-0	0-0	0-0	0	1	0	0	0

%Rainbow Classic. !Big Eight Tournament. #NCAA Tournament.

**BEST'S CAREER STATISTICS**

Year	G-GS	FG-FGA	Pct.	3FG-3FGA	Pct.	FT-FTA	Pct.	Reb.-Avg.	TP-Avg.	MP	A	BS	S
1993	28-0	57-127	.449	8-22	.364	9-19	.474	133-4.8	131-4.7	456	36	9	20
Big 8	11-0	17-40	.425	2-7	.286	0-2	.000	54-4.9	36-3.3	151	14	4	6

**BEST'S NU CAREER HIGHS**

**POINTS**

11 at Missouri-Kansas City, 1/9/93  
9 three times  
8 twice

**REBOUNDS**

10 vs. Oklahoma, 3/7/93  
9 at Kansas, 3/3/93  
8 vs. Colgate, 12/4/93


**ASSISTS**

4 vs. Southern Utah, 1/5/93  
3 vs. Texas-Arlington, 12/21/92  
2 seven times



# BRUCE CHUBICK

6-7 1/2 232 Senior Forward  
Atkinson, Neb. (West Holt)



**In 1993-94:** One of just two Huskers to start all 31 games a year ago and one of four returning starters, Chubick hopes to become just the third three-time first-team Academic All-Big Eight pick in school history, along with Jack Moore and John Matzke...Chubick owns a 3.19 cumulative grade point average in history...heads into his senior season with 46 career blocked shots, which is good for eighth on NU's all-time chart...a career 56.0 percent field goal shooter, he's also in position to make a run at one of the top two spots on that chart...he and teammate Eric Piatkowski are the only players in Nebraska history who have played on three-straight NCAA Tournament teams...owns team's best vertical jump at 32 inches, and posted the second-highest performance index score in fall strength and conditioning testing with 1,859 points...since arriving at NU in the fall of 1989, he's added 32 pounds to his 6-7 1/2 frame.

**1992-93 (Junior):** For the second-straight season, Chubick was a first-team Phillips 66 Academic All-Big Eight pick and a member of the Big Eight's all-sports academic honor roll, and in the process, became just the seventh Husker player to win at least two first-team certificates...his selection to the league's all-brain team marked the 10th straight year Nebraska had at least one first-team selection...he and fellow co-captain Jamar Johnson were the only Huskers to start all 31 games...was fourth on the team in scoring with an 8.4 average, and his 5.7 rebound average tied for second on the team, along with Piatkowski...his averages in conference play were slightly higher at 8.7 points and 5.8 rebounds...led team in field goal percentage with a .520 mark, a mark that would have ranked sixth in the Big Eight had he met the minimum of four field goals made per game played...hit 50.0 percent or better from the field in 21 games...netted a career-high-tying 15 points and eight rebounds against Oklahoma in 19 minutes, as he went five-of-five from the field...scored in double figures 10 times, including 15-point efforts against both Sacramento State and Colgate...was second on the team in blocked shots (18), fifth in free throw percentage (.679)...grabbed a season-high 12 rebounds, one off his career-high, against Eastern Illinois...had a pair of double-doubles to his credit...grabbed five or more rebounds 21 times, including four double-figure board games...shared Ironman Award, given for team's top effort in the weight room, with teammate Jason Glock.

**1991-92 (Sophomore):** Broke his left foot in a preseason drill in September, and was sidelined until a week before the Huskers' Nov. 23 season opener against Sam Houston State...the layoff didn't bother Chubick, as he posted then-career-highs of 10 points and nine rebounds against the Bearkats, then bettered his scoring high with a 15-point effort two nights later against Southern Cal...first-team Phillips 66 Academic All-Big Eight pick and a member of Big Eight's all-sports academic honor roll...named to 1992 Big Eight's most-improved team...led team in field goal shooting at 59.6 percent, including 64.8 percent in Big Eight play...would have ranked third in the Big Eight in field goal percentage, but he didn't meet the minimum of five attempts per game...had only seven sub-.500 shooting games in 29 appearances...was second on team in blocked shots (23, tied for

seventh on NU's single-season list), fourth in rebounding (5.7), fifth in free throw shooting (.598) and tied for sixth in scoring (7.1)...averaged 6.6 rebounds in conference play (helped by a career-high 13 at Iowa State), which tied for seventh in league with teammate Carl Hayes...against Kansas in Lincoln, he blocked Alonzo Jamison's dunk attempt with one second left that would have won the game for Kansas, but instead sent the game into overtime (Nebraska went on to win in overtime)...had nine double-figure scoring games...grabbed five or more rebounds 19 times...made first career start against No. 3 Kansas at Lincoln...missed NU's eight-game European tour because he broke his left foot for the second time in seven months in a pickup game after the season.

**1990-91 (Redshirt Freshman):** A key reserve on NU's record-setting 26-8 team, Chubick saw action in 29 of 34 games, averaging 2.2 points and 1.9 rebounds in 7.1 minutes per game...came off the bench to score a then-career-high nine points and pull down four rebounds in nine minutes against Oklahoma at Lincoln...hit 63.2 percent from the field on the year, 90.9 percent (10-of-11) in Big Eight play...attempted just 38 field goals on the season...grabbed a then-career-high seven rebounds against Tennessee Tech, one of five games in which he grabbed five or more boards...longest playing stint of the season was 16 minutes against Tennessee Tech...played for Missouri Coach Norm Stewart's 1991 Big Eight Select Team which toured Italy, averaging 4.4 points per game while the team finished 4-2.

**1989-90 (Freshman):** After signing with the Cornhuskers in the fall of 1988, he elected to take a redshirt year along with fellow freshman Eric Piatkowski...he put the year to good use, gaining 15 pounds in the Huskers' strength and conditioning program...sustained an injury to his left shoulder in a July 1990 summer pickup game and underwent surgery to repair the damage, but recovered by the start of the 1990-91 season.

**High School:** Atkinson West Holt High School in Atkinson, Neb., 1989...in his final two seasons at West Holt, Chubick was regarded as the top player in the state of Nebraska and led the Huskies to 45 straight victories over that stretch...as a senior, he averaged 33.2 points and 16.7 rebounds per game en route to Nebraska Gatorade Player-of-the-Year honors, and helped the Huskies to a 21-1 record...two-time USA Today Nebraska Player-of-the-Year selection...dislocated his right shoulder in the Huskies' final 1989 regular-season game, underwent surgery following the season and was sidelined until June...ended his prep career with a 73-game double-figure scoring streak...the string included a career-high 61-point outburst against Omaha Flanagan as a senior...scored 40 or more points nine times, and was a three-

### CHUBICK 1992-93 GAME-BY-GAME

Opponent	MP	FG	3FG	FT	Reb	A	St	Blk	Pts
Colgate*	21	4-11	0-0	7-11	11	0	0	2	15
Kent*	22	3-5	0-0	0-0	2	2	1	1	6
The Citadel*	23	1-4	0-0	6-9	5	3	1	3	8
Creighton	28	6-12	0-0	2-6	11	3	0	1	14
@Wichita State*	24	2-4	0-0	1-1	0	2	2	0	5
Appalachian State*	19	0-2	0-0	0-0	3	1	0	0	0
Texas-Arlington*	17	3-5	0-1	3-5	7	2	0	0	9
@Southern Cal	21	2-5	0-1	1-2	8	2	1	1	5
Michigan*%	20	1-2	0-1	5-6	3	1	0	0	7
SW Louisiana*%	21	3-3	1-1	0-0	4	0	0	0	7
Fordham*%	21	3-4	0-0	5-6	5	0	1	0	11
Eastern Illinois*	21	3-5	0-0	0-0	12	1	0	0	6
Southern Utah*	19	5-8	0-0	0-1	6	2	0	1	10
@Mo.-Kansas City*	19	2-3	0-1	3-4	5	0	0	0	7
@Oklahoma*	22	4-5	0-0	0-0	4	2	2	1	8
@Oklahoma State*	25	5-7	0-0	0-0	7	1	2	0	10
Sacramento State*	21	6-10	0-0	3-4	7	0	2	0	15
Kansas State*	27	5-12	0-2	2-5	6	0	1	0	12
@Colorado*	30	2-4	0-0	4-4	7	0	1	2	8
Missouri*	39	2-4	0-1	6-9	7	1	1	1	10
@Iowa State*	30	2-6	1-3	3-4	3	2	1	0	8
Kansas*	32	1-5	0-0	7-8	10	0	1	1	9
@Kansas State*	29	2-3	0-0	4-4	5	1	0	0	8
Oklahoma State*	28	0-3	0-0	0-0	4	1	0	0	0
@Missouri*	27	3-6	1-1	1-3	7	1	0	0	8
Colorado*	33	4-6	0-0	6-10	5	0	1	2	14
Iowa State*	23	3-6	0-0	2-3	2	1	0	0	8
@Kansas*	21	2-6	0-0	0-0	6	1	0	2	4
Oklahoma*	19	5-5	0-0	5-7	8	0	1	0	15
Kansas State*!	24	3-4	0-0	0-0	2	1	0	0	6
New Mexico St.*#	24	3-7	0-0	0-0	6	0	1	0	6

\*Denotes game started. !Big Eight Tournament. #NCAA Tournament. % Rainbow Classic.

time first-team all-state pick for his father, Bruce Sr., at West Holt...finished his career with 2,237 points (23.3 ppg), the sixth-highest total in Nebraska history...he grabbed 1,218 rebounds (14.3 rpg), blocked 374 shots (4.4 bspg), hit 68 percent from the field and 78 percent at the free-throw line during his prep career...played in the 1989 Nebraska Coaches Association and Nebraska-South Dakota All-Star Games...as a junior, he averaged 33 points and 13.7 rebounds per game and led the Huskies to the Nebraska Class C-1 state title and a 24-0 record...averaged 21.7 points and 13.8 rebounds as a sophomore.

**Personal:** The son of Bruce Sr. and Diane Chubick, Bruce Jr., has a younger brother...a history major who has his sights set on law school, he's spent the last two summers working as a Student Ambassador for the Athletic Development Office and will graduate in December, 1993...born Aug. 7, 1970, at Council Bluffs, Iowa...selected Nebraska over Creighton, Texas-Arlington and Wisconsin...last name is pronounced "CHUB-ick."

### CHUBICK'S CAREER STATISTICS

Year	G-GS	FG-FGA	Pct.	3FG-3FGA	Pct.	FT-FTA	Pct.	Reb.-Avg.	TP-Avg.	MP	A	BS	S
1991	29-0	24-38	.632	0-1	.000	16-29	.552	55-1.9	64-2.2	207	7	5	3
Big 8	11-0	10-11	.909	0-0	.000	2-5	.400	7-0.6	22-2.0	65	0	2	0
1992	29-7	68-114	.596	2-7	.286	67-112	.598	166-5.7	205-7.1	609	25	23	12
Big 8	14-5	35-54	.648	1-4	.250	30-45	.667	93-6.6	101-7.2	331	13	11	10
1993	31-31	90-173	.520	3-12	.250	76-112	.679	178-5.7	259-8.4	750	31	18	20
Big 8	14-14	40-78	.513	2-7	.286	40-57	.702	81-5.8	122-8.7	386	11	9	11
Totals	89-38	182-325	.560	5-20	.250	159-253	.628	399-4.5	528-5.9	1566	63	46	35
Big 8	39-19	85-141	.603	3-11	.273	72-107	.673	181-4.6	245-6.3	782	24	22	21

### CAREER HIGHS

#### POINTS

15 four times  
14 twice  
13 vs. Kansas State, 3/4/92

#### REBOUNDS

13 at Iowa State, 2/22/92  
12 vs. Eastern Illinois, 1/2/93  
11 twice

#### BLOCKS


4 vs. Oklahoma, 1/27/92  
3 vs. The Citadel, 12/7/92  
2 eight times



# JAMAR JOHNSON

5-11 1/2 180 Senior Guard

Elkhart, Ind. (Concord)



**In 1993-94:** A driving force on the Cornhuskers' last two NCAA Tournament teams, Jamar Johnson ranks as one of the Big Eight's best playmakers...and for the second time in three seasons, he finds himself in the familiar position of being the only "true" point guard on the Nebraska roster...he heads into his senior campaign with 619 career points, and would have to average 14.1 points over the course of a 27-game schedule to become Nebraska's 17th 1,000-point career scorer...his 232 career assists rank eighth on NU's all-time list, eight behind No. 7 Eric Piatkowski...the top spot on the Husker assist chart is well out of reach, but No. 2 Jack Moore's second-place total of 382 is attainable if Johnson can average 5.6 assists per game...JJ is tied for fifth on the Huskers' all-time 3-point goals made list (67), is fifth on the 3-point attempts chart (187) and ninth on the steals chart (88)...after earning second-team All-Big Eight honors two seasons ago, Johnson could challenge for first-team recognition in his final campaign...he's started all 59 games that he's played in during his two-year career and he's trying to become the first player in Nebraska history to lead the team in both assists and steals for three consecutive seasons...no one has ever led the Huskers in steals for three straight seasons and only two players, Brian Carr and Jack Moore, have led the squad in assists for three consecutive years...racked up 1,121 points to rank third in NU's pre-season strength index.

**1992-93 (Junior):** Johnson and teammate Bruce Chubick were the only Huskers to start all 31 games, as the duo teamed as co-captains...averaged 9.8 points, 2.9 rebounds and a team-high 3.3 assists per game for the season, 9.9 points, 2.6 rebounds and 3.1 assists in league play...led the team in assists (102) and steals (52) for the second-straight season, was second in minutes (863) and third in free throw percentage (.738)...hit 46.3 percent from the field in league play, compared to 43.4 percent marksmanship for the season...scored in double figures 14 times, including a 10-point effort against New Mexico State in the first round of the NCAA Tournament...netted 19 points in Nebraska's homecourt win over Oklahoma...had 18 points at Kansas, aided by an eight-of-10 effort from the field...his biggest play of the season, though, was a steal of a Missouri inbound pass with five seconds left which led to his game-winning free throw against the Tigers in Columbia...hit one-of-two free throws with two seconds left to break a 75-all tie and give NU a one-point win at Columbia, its first win there in seven tries under Coach Danny Nee...tallied a career-high 26 points, grabbed six rebounds and dished out four assists against Appalachian State and was named the Phillips 66 Big Eight Player-of-the-Week for his performance...also had 20 points in a loss at Oklahoma...had a season-high eight assists against The Citadel...Nebraska is 21-1 all-time when he's had five or more assists in a game, 7-1 in 1992-93...has collected at least one assist in 58 of 59 games he's played in at NU...his 52 steals ranked as the sixth-highest single-season total in school history...his 1.6 steals per game in conference play ranked eighth among league performers.

**1991-92 (Sophomore):** One of the most-heralded recruits in Nebraska history, Johnson more than lived up to that billing by

### JOHNSON 1992-93 GAME-BY-GAME

Opponent	MP	FG	3FG	FT	Reb	A	ST	Blk	Pts
Colgate*	27	4-10	1-2	1-3	6	4	2	0	10
Kent*	26	1-1	0-0	4-4	4	5	1	0	6
The Citadel*	25	3-6	0-0	2-4	2	8	2	0	8
Creighton*	34	5-9	2-5	3-4	3	7	2	1	15
@Wichita State*	39	5-16	0-5	4-5	5	1	4	0	14
Appalachian State*	30	9-15	1-1	7-8	6	4	2	0	26
Texas-Arlington*	19	4-8	1-3	0-0	0	2	1	0	9
@Southern Cal*	34	6-13	2-8	3-5	4	1	2	0	17
Michigan**%	26	3-9	3-8	0-0	1	2	1	0	9
SW Louisiana**%	21	1-7	0-2	0-0	2	2	0	0	2
Fordham**%	25	4-9	1-3	1-2	0	0	3	0	10
Eastern Illinois*	32	4-10	0-2	5-7	4	6	2	0	13
Southern Utah*	22	3-6	1-2	0-0	4	4	2	0	7
@Mo.-Kansas City*	32	1-8	0-3	0-0	6	5	3	1	2
@Oklahoma*	25	7-17	3-8	3-3	6	6	3	1	20
@Oklahoma State*	29	3-9	1-4	1-1	1	2	3	1	8
Sacramento State*	17	1-2	0-1	1-2	4	3	1	1	3
Kansas State*	34	5-15	0-7	0-0	4	3	2	0	10
@Colorado*	30	3-5	0-0	1-2	3	2	1	0	7
Missouri*	27	1-1	1-1	0-0	0	5	1	0	3
@Iowa State*	19	2-2	0-0	0-0	1	2	2	0	4
Kansas*	34	2-7	1-3	1-3	3	2	2	0	6
@Kansas State*	29	4-11	0-2	0-0	4	4	1	0	8
Oklahoma State*	31	5-9	0-3	1-1	3	3	0	1	11
@Missouri*	28	1-2	1-1	3-4	3	5	2	0	6
Colorado*	22	2-3	0-0	2-2	2	2	2	0	6
Iowa State*	23	2-6	2-5	6-6	1	1	1	0	12
@Kansas*	32	8-10	2-3	0-0	1	3	1	0	18
Oklahoma	34	5-11	1-2	8-10	4	4	1	0	19
Kansas State*!	31	2-6	2-2	0-0	2	2	0	1	6
New Mexico St.*#	28	3-8	2-6	2-4	0	2	2	0	10

\*Denotes game started. !Big Eight Tournament. #NCAA Tournament.  
%Rainbow Classic.

earning team MVP honors, the first NU soph ever to win the award...was a second-team Associated Press All-Big Eight pick and a member of the league's all-newcomer team (non-freshman)...finished second to Kansas' Rex Walters in voting for Big Eight Newcomer-of-the-Year honors...was named Big Eight Player-of-the-Week after averaging 12.7 points, four assists and 3.7 rebounds in three games from Feb. 17-22...was at his best in Nebraska's two biggest wins—over Big Eight champion Kansas and No. 2 Oklahoma State...his 3-pointer at the buzzer in overtime gave Nebraska an 81-79 victory over then-No. 3 Kansas at Lincoln, Feb. 19th...scored career-high 25 points in the Huskers' upset of then-No. 2 (20-0) Oklahoma State, 85-69, at Lincoln on Feb. 5...scored in double figures 14 times, including four 20-or-better games...led the team in 3-point percentage (.411), free throw percentage (.841), assists (130) and steals (36), was second in minutes (860)...ranked second in the Big Eight in free throw percentage, fifth in 3-point percentage, sixth in assists per game (4.6)...his 130 assists ranked as the eighth-best single-season

mark in school history and his free throw percentage equaled the eighth-best mark...NU was 14-0 when JJ dished out five or more assists...led or shared the team lead in assists 16 times...dished out career-high nine assists against Missouri-Kansas City and at Southern Utah...had at least one assist in every game...played 30-plus minutes 17 times in 28 starts...averaged 17.3 points and 3.6 rebounds on NU's eight-game European tour...hit 57.4 percent from the field on the tour, including a sizzling 53.6 percent from 3-point range, and had a team-high 39 assists.

**1990-91 (Freshman):** Attended Nebraska, but sat out the season.

**High School:** Concord High School in Elkhart, Ind., 1990...finished second in the voting for Indiana's 1990 Mr. Basketball Award to Indiana University standout Damon Bailey...averaged 19.4 points, 4.8 rebounds and 4.0 assists per game as a senior and earned first-team all-state honors...hit 64.9 percent from the field and 75.4 percent at the free-throw line for the Minutemen...led Concord to a 28-1 record and a second-place state tournament finish in 1990...the Minutemen were 74-6 during Johnson's three-year stint on the varsity...Concord lost to Bailey's Bedford North Lawrence team in the 1990 championship game, 63-60, before a national high school record crowd of 41,046 at the Hoosier Dome in Indianapolis...Bailey outscored Johnson, 30-20, in the title game...Concord was the state's top-ranked team over the last five weeks of the season and captured the Northern Lakes Conference title...Johnson scored a career-high 35 points in a 98-67 rout of then-No. 1-ranked Warsaw in his final prep season...played in the Indiana-Kentucky All-Star game following his final high school season...his 1,456 career points rank second on Concord's all-time scoring chart behind former teammate and Seattle SuperSonics standout Shawn Kemp...team MVP as a junior and senior and a three-time first-team all-conference pick...averaged 22.3 points and 6.0 assists as a junior for an 18-4 Minuteman squad and earned second-team all-state honors...as a sophomore, with Kemp in the lineup, Johnson averaged 14.0 points, 4.0 rebounds and 5.0 assists for a team that finished 28-1 and second in the state...his high school coach, Jim Hahn, is the brother of Billy Hahn, who was an assistant coach on Danny Nee's Ohio U. staff.

**Personal:** The son of Lucille Beeler and Larry Johnson, Jamar has one brother...born June 22, 1972, at Elkhart, Ind...human development major...picked Nebraska over Purdue and Arkansas-Little Rock.

### JOHNSON'S CAREER STATISTICS

Year	G-GS	FG-FGA	Pct.	3FG-3FGA	Pct.	FT-FTA	Pct.	Reb.-Avg.	TP-Avg.	MP	A	BS	S
1992	28-28	111-245	.453	39-95	.411	53-63	.841	100-3.6	314-11.2	860	130	1	36
Big 8	13-13	56-128	.438	19-50	.380	23-29	.793	44-3.4	154-11.8	408	52	0	15
1993	31-31	109-251	.434	28-92	.304	59-80	.738	89-2.9	305-9.8	863	102	7	52
Big 8	14-14	50-108	.463	12-39	.308	26-32	.813	36-2.6	138-9.9	396	44	3	22
Totals	59-59	220-496	.444	67-187	.358	112-143	.783	189-3.2	619-10.5	1723	232	8	88
Big 8	27-27	106-236	.449	31-89	.348	49-61	.803	80-3.0	292-10.8	804	96	3	37

### CAREER HIGHS

#### POINTS

26 vs. Appalachian State, 12/19/93  
25 vs. Oklahoma State, 2/5/92  
23 vs. Missouri, 1/18/92

#### REBOUNDS

6 11 times  
5 four times  
4 10 times

#### ASSISTS


9 twice  
8 five times  
7 twice



# ERIC PIATKOWSKI

6-7    215    Senior    Guard/Forward

Rapid City, S.D. (Stevens)




In 1993-94: After turning in one of the finest all-around seasons in school history, Eric Piatkowski hopes to become the eighth player in NU history to earn first-team All-Big Eight recognition in consecutive seasons...fueled by an outstanding performance at the World University games last summer in Buffalo, N.Y., Piatkowski is also taking aim at All-America honors and the Wooden Award...one of 25 players on the United States Basketball Writers Association preseason player-of-the year list and a seventh-team preseason All-America pick by Basketball Weekly...rated as the nation's eighth-best small forward by the 1994 NCAA Preview Magazine...the Sporting News' Pro Basketball Yearbook listed Piatkowski as the sixth-best shooting guard prospect for the 1994 NBA Draft...the Cornhuskers' all-time leader in 3-point goals made (139) and attempted (392), he begins his senior season at No. 7 on NU's all-time scoring chart with 1,288 points...Hoppen's 2,167 points in a stellar career appears to be out of reach for the "Polish

Rifle," but No. 2 Jerry Fort's total of 1,882 is 594 points away for Piatkowski (an average of 22.0 points per game)...Piatkowski is also seventh on the school's all-time assist chart (240), and ninth on the career rejection list (44)...his 16.7 scoring average rates fifth-best among Big Eight returnees.

**1992-93 (Junior):** Piatkowski was a first-team All-Big Eight pick by the Associated Press, the Big Eight coaches and the conference players, the first NU player honored since Hoppen earned the last of three-straight such awards during the 1985-86 season, and the first NU guard to be so honored since Jack Moore in 1982...also was a member of the USBWA District V all-star squad and was a second-team NABC District 12 pick...was named the CBS/Chevrolet Nebraska Player-of-the-Game after pouring in a career-high 29 points in the Huskers' first round NCAA Tournament loss to New Mexico State...was 10-of-14 from the field vs. the Aggies, including three-of-five from 3-point range and six-of-eight at the line...the John R. Wooden Award candidate netted 24 points against Iowa State, including the game-winning basket with 11 seconds to play...only the fourth player in school history to reach the 1,000-point mark before the end of his junior season, joining Hoppen, Fort and Andre Smith...tallied 502 points, the ninth-best single-season effort in school history...led the Huskers and ranked fifth in the Big Eight in scoring with a 16.7 average...earned Jack Moore Award as Husker team MVP...scored in double figures 25 times, including eight 20-or-better efforts...led or shared the team lead in scoring 21 times...also led Nebraska in minutes played (894) and 3-point (.372) percentage, was second in free throw percentage (.760), tied for second with Chubick in rebounding (5.7), third in steals (33) and assists (75), fourth in field goal percentage (.485) and sixth in blocked shots (eight)...was eighth in the Big Eight in 3-point percentage, ninth in free throw percentage and tied for eighth in 3-pointers made per game (1.6)...in conference games only, he was sixth in scoring (16.6 ppg), eighth in field goal percentage (.482), fourth in free throw percentage (.827), fifth in 3-point percentage (.397) and seventh in 3-pointers made per game (1.8)...his 48 3-point goals equaled the fourth-best single-season effort in school history, while his percentage ranked as the ninth-best in school history...passed out a season-high five assists seven times...was named the Ameritas Classic MVP and the Phillips 66 Big Eight Player-of-the-Week after leading Nebraska to its fifth consecutive title by averaging 24 points and 12.5 rebounds in two games...had 23 points and a career-high 16 rebounds in the championship game win over Kent...over the summer, he played on the United States' World University Games team...only the second Nebraska men's basketball player ever to play in the Games, Piatkowski averaged 9.7 points and 3.1 rebounds per game...hit 56.0 percent of his field goals for the gold-medal winning team and 50.0 percent from 3-point range...scored a team-high 19 points in the United States' 103-73 victory over Italy and was in double-digits in two other games.

**1991-92 (Sophomore):** Earned honorable-mention All-Big Eight honors for the second-straight season...led the Cornhuskers and ranked 11th in the Big Eight in scoring with a 14.3 average...his



14.7 average in conference play ranked as the league's ninth-best mark...scored in double figures 24 times, including six 20-point-or-better outings...netted then-career-high 28 points in Huskers' 106-101 win at Southern Utah...hit for a Big Eight career-high 25 points at Oklahoma...was third on the team and eighth in the Big Eight in rebounding at 6.3 per game...pulled down five or more rebounds 21 times, including 15 boards against Eastern Washington...led team in minutes (873), was second in free throw percentage (.725) and assists (97)...hit 76.1 percent from the free throw line in conference play...NU was 13-0 when he shot 50 percent or better from the field...had five or more assists nine times...started 28 of 29 games...ranked ninth in the Big Eight in 3-point shooting for league games only at 38.7 percent...led NU backcourt players in blocked shots (18)...named to the Ameritas Classic All-Tournament Team...on Nebraska's 1992 European tour, he averaged a team-high 19.3 points per game.

**1990-91 (Redshirt Freshman):** A member of the Big Eight's all-freshman team, captain of UPI's all-bench team and an honorable-mention All-Big Eight pick by UPI... averaged 10.9 points and 3.7 rebounds per game overall, 11.4 points and 3.1 rebounds in Big Eight play...scored a then-career-high 22 points against Missouri at Lincoln, an effort aided by a then-school-record six 3-point goals (nine attempts)...appeared in all 34 games during the Huskers' record-setting 26-8 season, which tied the school record and broke the NU mark for freshman appearances...also set NU freshman records for 3-point goals made (44) and attempted (127)...led the Cornhuskers and ranked third in the Big Eight in free throw shooting at 83.7 percent...his effort at the free throw line was the best ever by a Nebraska freshman and the 10th-best single-season effort in school history...he hit 81.8 percent at the free throw line in conference play, the fourth-best mark in the league...tallied 372 points for the season, the third-highest total ever recorded by a Husker freshman, behind Dave Hoppen's 445 in 1982-83 and Jerry Fort's 376 in 1972-73...his 10.9 scoring average was the third-best mark among Big Eight freshmen, behind Oklahoma's Jeff Webster (18.3 ppg) and Missouri's Jevon Crudup (12.0 ppg)...a double-figure scorer 19 times...grabbed five or more rebounds 11 times with a high of nine vs. Oklahoma in the Big Eight Tournament...played for Minnesota Coach Clem Haskins' 4-0 gold-medal winning North team at the 1991 U.S. Olympic Festival at Los Angeles...he was the North's second-leading scorer at 11.8 points per game.

**1989-90 (Freshman):** Signed with NU in fall of 1988 and took a voluntary redshirt season along with teammate Bruce Chubick.

**High School:** Stevens High School, Rapid City, S.D., 1989...earned South Dakota's 1989 Mr. Basketball honor after leading Stevens to an 18-4 record and the state Class AA title...averaged 25.6

### PIATKOWSKI 1992-93 GAME-BY-GAME

Opponent	MP	FG	3FG	FT	Reb	A	ST	Blk	Pts
Colgate*	23	7-12	1-2	10-14	9	0	2	0	25
Kent*	30	9-17	1-3	4-8	16	2	1	2	23
The Citadel*	23	5-11	2-4	1-2	8	5	0	0	13
Creighton*	29	8-15	1-3	4-4	6	3	1	0	21
@Wichita State*	32	8-13	3-6	0-0	2	1	2	0	19
Appalachian State*	32	2-10	0-3	2-4	7	5	3	1	6
Texas-Arlington*	25	5-11	0-3	5-5	9	5	3	1	15
@Southern Cal*	32	5-15	1-6	7-7	14	2	2	0	18
Michigan**%	30	7-13	2-4	4-5	7	1	2	0	20
SW Louisiana**%	30	6-14	3-6	0-0	1	2	0	0	15
Fordham**%	24	3-7	1-4	1-2	2	1	0	0	8
Eastern Illinois*	31	6-10	2-5	3-5	2	3	0	0	17
Southern Utah*	19	7-11	1-2	2-4	3	5	1	0	17
@Mo.-Kansas City*	32	5-16	2-6	5-8	8	0	1	0	17
@Oklahoma*	23	2-7	1-2	1-1	2	1	1	1	6
@Oklahoma State*	27	5-12	2-3	2-3	1	0	0	0	14
Kansas State*	35	6-12	3-8	1-1	3	2	3	0	16
@Colorado*	29	5-12	0-2	5-6	7	5	1	1	15
Missouri*	37	6-16	1-7	5-8	11	1	2	1	18
@Iowa State*	26	3-8	1-3	2-2	1	2	0	0	9
Kansas*	33	6-14	2-6	2-2	3	3	0	1	16
@Kansas State	25	6-9	0-0	6-7	4	1	0	0	18
Oklahoma State*	30	8-13	2-5	0-0	8	3	0	0	18
@Missouri*	33	7-11	2-4	4-4	8	1	2	0	20
Colorado*	36	6-13	3-7	1-1	4	5	0	0	16
Iowa State*	34	7-12	3-5	7-7	7	4	2	2	24
@Kansas*	34	9-18	3-6	2-2	6	5	1	0	23
Oklahoma*	35	6-13	2-5	5-8	4	4	0	0	19
Kansas State!*	36	3-8	0-4	1-1	4	1	0	0	7
New Mexico St.##	32	10-14	3-5	6-8	4	2	3	0	29

\*Denotes game started. !Big Eight Tournament. #NCAA Tournament.  
%Rainbow Classic.

points, 10.3 rebounds and 3.3 assists as a senior, and set a state Class AA single-game scoring record 51 points against Rapid City Douglas...Piatkowski helped Coach Lyle Pagel's team to three consecutive state tournament appearances, landed a spot on the all-tournament team each season, and in 1989, tallied a Class AA tournament-record 79 points in three games...earned 1989 South Dakota Player-of-the-Year accolades from USA Today, Gatorade and the South Dakota Coaches Association...three-time first-team all-state pick...finished his prep career with 1,517 points (22.3 ppg), which ranks second on the South Dakota Class AA chart, 727 rebounds (10.7 rpg) and 238 assists (3.5 apg)...scored 25 points in the South Dakota-Nebraska All-Star game to garner MVP honors...also lettered in track and cross country at Stevens.

**Personal:** The son of Walt and Lynne Piatkowski, Eric has three brothers...a finance major, he'll graduate next May...born Sept. 30, 1970, at Steubenville, Ohio...his father, Walt, was a standout at Bowling Green and went on to play four seasons in the American Basketball Association from 1968-72 with Denver, Florida and Kentucky...selected NU over Notre Dame, Minnesota and Toledo...last name is pronounced "Pie-it-COW-ski."

### PIATKOWSKI'S CAREER STATISTICS

Year	G-GS	FG-FGA	Pct.	3FG-3FGA	Pct.	FT-FTA	Pct.	Reb.-Avg.	TP-Avg.	MP	A	BS	S
1991	34-1	128-275	.465	44-127	.346	72-86	.837	125-3.7	372-10.9	679	68	18	22
Big 8	14-0	52-113	.460	19-59	.322	36-44	.818	44-3.1	159-11.4	262	18	10	8
1992	29-28	144-338	.426	47-136	.346	79-109	.725	184-6.3	414-14.3	873	97	18	21
Big 8	14-13	71-170	.418	29-75	.387	35-46	.761	86-6.1	206-14.7	437	50	8	9
1993	30-30	178-367	.485	48-129	.372	98-129	.760	171-5.7	502-16.7	894	75	8	33
Big 8	14-14	82-170	.482	25-63	.397	43-52	.827	69-4.9	232-16.6	437	37	4	12
Totals	93-59	450-980	.459	139-392	.355	249-324	.769	480-5.2	1,288-13.8	2,446	240	44	76
Big 8	42-27	205-453	.453	73-197	.371	114-142	.803	199-4.7	597-14.2	1,136	105	22	29

### CAREER HIGHS

#### POINTS

29 vs. New Mexico State, 3/19/93  
28 at Southern Utah, 11/30/93  
25 twice

#### REBOUNDS

16 vs. Kent, 12/5/92  
15 vs. Eastern Washington, 12/21/91  
14 at Southern Cal, 12/23/92


#### ASSISTS

8 vs. Miami (Ohio), 12/22/90  
6 vs. Oklahoma, 1/25/92  
5 15 times



# JASON GLOCK

6-5 197 Sophomore Guard  
Wahoo, Neb.



**In 1993-94:** After sitting out the 1992-93 season as a redshirt, Jason Glock is anxious for his sophomore season to arrive...he can play either guard position or small forward, and Coach Danny Nee expects Glock to make an impact...a heady player with outstanding knowledge of the game, Glock owns a 3.806 cumulative grade point average in biology and is hoping to challenge for Academic All-Big Eight and All-America honors...he shared the 1992 Ironman Award, given annually to the Nebraska player who shows the most improvement in the Nebraska weight room during the fall, with Bruce Chubick...he is the second-strongest player on the team, based on his Strength Index score of 1,141 points.

**1992-93 (Redshirt):** Sat out the season as a redshirt, and put the year to good use by working out in the Husker weight room...he shared the Ironman Award with teammate Chubick.

**1991-92 (Freshman):** Played in 20 games as reserve, and averaged 1.3 points and 1.2 rebounds per game...almost one-third of his 134 minutes came in the last five games of the season (41 minutes)...netted a career-high six points twice (Eastern Illinois, at Oklahoma State)...grabbed a career-best five rebounds against Eastern Washington...dished out career-best four assists against Wisconsin...longest playing stint of his rookie season was 17 minutes against Eastern Washington...played 10 or more minutes five times...named to Big Eight's academic all-sports honor roll after posting a 3.98 cumulative grade point average as a pre-med major...on the Huskers' eight-game European tour, he averaged 5.6 points and 4.6 rebounds per game...hit a team-high 57.9 percent from the field on the tour and dished out 18 assists.

**High School:** Wahoo High School in Wahoo, Neb., 1991...Integral part of a Wahoo program that won four-consecutive state Class B championships and a state-record 90-straight games during his career...Warriors were 101-1 during his four-year career, the only loss being a 48-45 decision to Syracuse in his freshman season, a game in which Glock did not play...averaged 30.0 points and 10.7 rebounds as a senior for the Warriors' 26-0 Class B state championship team...named 1991 USA Today Nebraska Player-of-the-Year and Converse prep All-America honors...honorary captain of both the 1991 Lincoln Journal-Star Super-State team and the Omaha World-Herald All-Nebraska team...finished his career as Wahoo's all-time leading scorer (2,167) and rebounder (889)...his career point total broke the Warrior record of 1,018 by former Husker first-team strong safety Steve Carmer and stands seventh on the state's all-time prep scoring list, just behind current NU senior Chubick's 2,237 in four seasons at Atkinson West Holt...hit 67 percent from the field during his career, 75 percent at the free-throw line and 48 percent from 3-point range...he's also the all-time leading scorer in Nebraska state tournament history with 260 points...captained the Class B All-Tournament team as a junior and was the captain of the All-Class All-Tournament team as a senior...holds 10 of the top 11 single-game scoring efforts in Wahoo history...as a junior, he averaged 28.1 points and 10.5 rebounds per game and landed a spot on the Lincoln Journal-Star Super-State team...had school-

record 52-point outburst against Schuyler in 1990...second-team all-state pick as a sophomore when he averaged 20.4 points and 9.0 rebounds per game...earned four letters and was a three-time first-team all-conference pick for Coach Mick Anderson...a standout on the gridiron, he earned first-team Super-State honors as a defensive end in 1990 and was a Class B all-stater as a tight end...lettered four years in both football and golf.

**Personal:** The son of Richard and Sherry Glock, Jason has two brothers...born May 30, 1972, at Seward, Neb...biology major.

**GLOCK 1991-92 GAME-BY-GAME**

Opponent	MP	FG	3FG	FT	Reb	A	St	Blk	Pts
Sam Houston State	10	1-2	0-0	0-0	4	1	1	0	2
Southern Cal	1	0-0	0-0	0-0	1	0	0	0	0
@Southern Utah	5	0-0	0-0	0-0	0	1	0	0	0
The Citadel	11	2-4	0-0	0-1	1	1	0	0	4
@Michigan State	4	0-0	0-0	0-0	0	1	0	0	0
@Creighton	2	0-0	0-0	0-0	0	0	0	0	0
Wisconsin	9	1-1	0-0	0-0	1	4	0	0	2
Texas A&M	8	1-2	0-0	0-1	1	0	0	0	2
E. Washington	17	0-4	0-0	0-0	5	2	0	0	0
Wis.-Green Bay	3	0-0	0-0	0-0	0	0	0	0	0
@Toledo	2	0-0	0-0	0-0	0	0	0	0	0
Eastern Illinois	5	2-3	0-0	2-2	2	0	0	0	6
Missouri	3	0-0	0-0	0-0	0	0	0	1	0
@Kansas	3	0-0	0-0	0-0	1	0	0	0	0
Iowa State	3	0-0	0-0	0-0	0	0	1	0	0
@Missouri	6	0-0	0-0	0-0	1	0	0	0	0
@Oklahoma State	13	2-3	0-0	2-2	1	1	1	0	6
Colorado	13	1-3	0-0	0-0	4	2	0	0	2
Kansas State	9	1-1	0-0	0-0	1	0	0	0	2
!Oklahoma	6	0-2	0-1	0-0	1	1	0	0	0

!Big Eight Tournament.



**GLOCK'S CAREER STATISTICS**

Year	G-GS	FG-FGA	Pct.	3FG-3FGA	Pct.	FT-FTA	Pct.	Reb.-Avg.	TP-Avg.	MP	A	BS	S
1992	20-0	11-25	.440	0-1	.000	4-6	.667	24-1.2	26-1.3	134	14	1	3
Big 8	7-0	4-7	.571	0-0	.000	2-2	1.000	8-1.1	10-1.4	50	3	1	2

**CAREER HIGHS**

**POINTS**

6 at Oklahoma State, 2/26/92  
6 vs. Eastern Illinois, 1/4/92  
4 vs. The Citadel, 12/7/91

**REBOUNDS**

5 vs. Eastern Washington, 12/21/91  
4 vs. Wisconsin, 12/11/91  
4 vs. Sam Houston State, 11/23/91



**ASSISTS**

4 vs. Wisconsin, 12/11/91  
2 twice



# TERRANCE BADGETT

6-6    205    Sophomore    Forward  
Omaha, Neb. (South)



**In 1993-94:** After starting the final 15 games of his freshman season, Badgett figures to be in the starting lineup from the start of the 1993-94 season...one of Nebraska's most-gifted players, he was slowed last fall by a stress fracture in his left foot, but he's expected to be full speed when practice opens on Nov. 1...he is one of four returning starters from last year's 20-11 team that went to the NCAA Tournament for the third-straight season.

**1992-93 (Freshman):** Badgett, a redshirt freshman, was one of four Nebraska players named to the Big Eight's all-freshman team and he was a ninth-team Freshman All-American by Basketball Weekly...started the last 15 games of the season at small forward and 17 games in all, including two in December when Derrick Chandler was slowed by a foot injury...was NU's seventh-leading scorer at 6.7 points per game and was the squad's fifth-best rebounder with a 3.5 average...tallied 10 points, three assists and a pair of steals in 19 minutes at Kansas...had an 11-point performance a month earlier vs. Kansas in Lincoln...his steal and dunk with three seconds left sealed the Huskers' upset of the then-third-ranked Jayhawks...had 15 points in 16 minutes at Colorado...moved back into the starting lineup for the Sacramento State game, scored 14 points and grabbed six rebounds vs. the Hornets, and never left the starting five...averaged 6.9 points and 3.0 rebounds in last 15 starts and hit 49.3 percent from the field...scored in double figures seven times, and NU was 6-1 in those games...ranked third on the team in field goal percentage (.497), third in blocked shots (13), fifth in rebound average (3.5 rpg) and seventh in scoring (6.7 ppg)...in conference play, he averaged 6.1 points and 2.8 rebounds, while connecting on 48.4 percent of his field goals (second-best on team) and 71.9 percent of his free throws...came off the bench to score a career-high 17 points in 15 minutes against Texas-Arlington...nine of his 17 points vs. UTA came in the game's final 2:25...grabbed a career-high 10 rebounds in his second collegiate start at Wichita State, and hauled down nine boards three times (vs. Kent, The Citadel and at Iowa State)...grabbed five or more rebounds eight times, but four of those efforts came in the first five games of the season.

**1991-92 (Freshman):** Redshirted.


**High School:** South High School in Omaha, Neb., 1991...averaged 24.5 points and 11.0 rebounds as a senior en route to 1991 Gatorade Circle of Champions Nebraska Player-of-the-Year honors...also earned a spot on both the Lincoln Journal-Star Super-State and Omaha World-Herald All-Nebraska teams for the second-straight year...hit 51 percent from the field and 68 percent at the free-throw line in his final high school season...scored a career-high 40 points against Lincoln High...his 1,541 career points were the most ever scored by a Packer player and ranked as the sixth-highest total in Omaha Metro Conference history...averaged 19.1 points and 10.0 rebounds as a junior and led the Packers to the 1990 Nebraska Class A state title...was a member of the 1990 Valentino's Nebraska All-Stars that advanced to the quarterfinals of the Las Vegas Invitational...two-time first-team All-Metro selection...started and earned four letters for Packer Coach Joe Neuberger.

**Personal:** The son of Rosetta Badgett, Terrance has four brothers...born Oct. 28, 1972, at Omaha, Neb...human development major...selected Nebraska over Kansas State, Southern California, Michigan and Creighton.

**BADGETT 1992-93 GAME-BY-GAME**

Opponent	MP	FG	3FG	FT	Reb	A	ST	Blk	Pts
Colgate	17	3-7	2-3	0-0	3	2	0	1	8
Kent	16	3-10	0-0	1-2	9	2	0	2	7
The Citadel	19	6-9	0-0	0-1	9	1	0	0	12
Creighton*	14	3-7	1-2	0-0	6	1	0	0	7
@Wichita State*	20	2-6	1-3	2-2	10	0	0	3	7
Appalachian State*	17	1-2	0-1	2-2	3	1	0	0	4
Texas-Arlington	15	8-9	1-2	0-2	4	1	1	0	17
@Southern Cal	12	1-5	0-3	2-2	5	0	0	1	4
Michigan%	11	2-6	1-3	0-0	1	1	0	0	5
SW Louisiana%	3	1-2	0-0	0-0	0	0	0	0	2
Fordham%	16	3-5	1-2	2-4	3	2	0	0	9
Eastern Illinois	17	6-9	0-0	1-2	4	0	3	1	13
Southern Utah	19	3-5	0-0	0-0	5	0	0	0	6
@Mo.-Kansas City	2	1-2	0-0	0-0	0	0	0	0	0
@Oklahoma	12	0-3	0-1	2-4	2	0	1	0	2
@Oklahoma State	12	1-1	0-0	0-0	1	2	1	0	2
Sacramento State*	31	6-13	0-1	2-4	6	3	1	1	14
Kansas State*	14	1-2	0-0	2-4	4	2	0	0	4
Colorado*	16	4-8	0-0	7-8	4	1	1	0	15
Missouri*	13	2-5	0-1	0-0	3	1	0	0	4
@Iowa State*	24	3-7	0-0	0-0	9	0	1	0	6
Kansas*	15	5-6	0-0	1-3	4	0	1	0	11
@Kansas State*	16	1-2	0-0	4-4	3	4	1	0	6
Oklahoma State*	13	1-3	1-2	0-0	2	0	1	0	3
@Missouri*	19	3-6	1-1	0-0	1	1	1	1	7
Colorado*	17	2-4	0-0	2-2	3	0	3	0	6
Iowa State*	20	2-5	0-1	2-2	1	2	0	1	6
@Kansas*	19	4-9	1-1	1-3	0	3	2	0	10
Oklahoma*	12	1-1	0-0	2-2	2	2	0	1	4
Kansas State*!	9	0-0	0-0	0-0	0	1	0	1	0
New Mexico St.#	10	2-4	0-1	0-0	2	0	1	0	4

\*Denotes game started. !Big Eight Tournament. #NCAA Tournament. %Rainbow Classic.



**BADGETT'S CAREER STATISTICS**

Year	G-GS	FG-FGA	Pct.	3FG-3FGA	Pct.	FT-FTA	Pct.	Reb.-Avg.	TP-Avg.	MP	A	BS	S
1993	31-17	81-163	.497	10-28	.357	35-53	.660	109-3.5	207-6.7	470	33	13	19
Big 8	14-12	30-62	.484	3-7	.429	23-32	.719	39-2.8	86-6.1	222	18	3	13

**CAREER HIGHS**

**POINTS**

17 vs. Texas-Arlington, 12/21/92  
 15 at Colorado, 1/25/93  
 14 vs. Sacramento State, 1/20/93

**REBOUNDS**

10 at Wichita State, 12/12/92  
 9 three times  
 6 twice

**ASSISTS**

4 at Kansas State, 2/13/93  
 3 twice



# JARON BOONE

6-6 1/2 191 Sophomore Guard  
Salt Lake City, Utah (Skyline)




**In 1993-94:** After gaining valuable experience as a rookie, Jaron Boone figures to battle for the opening spot in the Cornhuskers' starting five as a sophomore...if Eric Piatkowski moves to the small forward position as expected, look for Boone to move to the off-guard...an outstanding playmaker, he will be called upon to spell Jamar Johnson at the point.

**1992-93 (Freshman):** Like teammates Terrance Badgett and Erick Strickland, Boone was named to the Big Eight's all-freshman squad...had three points and three assists in Nebraska's first-round NCAA Tournament loss to New Mexico State...exploded for 14 points, one off his career high, tied his career high with five rebounds and had four steals in 22 minutes at Kansas State...his 14-point scoring game at K-State was his only double-figure scoring game in his last 10 outings...dished out a Nebraska freshman single-game record nine assists against Missouri in Lincoln, which was also the most assists for an NU player on the season...previous single-game high by a Husker frosh was seven by Brian Carr, NU's all-time assist king, against Augustana (S.D.) during the 1983-84 season, and teammate Andre Woolridge vs. Colgate, Dec. 4, 1992...Boone dished out a Nebraska freshman season record 87 assists...collected at least one assist in 29 of 31 games, two or more assists 25 times...NU was 9-1 when he dished out four or more assists in a game...led the team in free throw shooting at 82.1 percent...ranked second on the squad in assists (87), fourth in both blocked shots (11) and steals (26), sixth in scoring (6.9 ppg)...in conference action, he scored at a 6.4 clip, hit 41.3 percent from the field and 77.8 percent at the free-throw line...NU was 7-1 when he scored in double figures...poured in a career-high 15 points against The Citadel...started eight games...Huskers were 12-1 when he shot 50.0 percent or better from the floor...appeared in all 31 games.

**High School:** Skyline High School in Salt Lake City, Utah, 1992...Named 1992 USA Today's Utah Player-of-the-Year...was state's Class 4A Mr. Basketball and first-team All-Utah selection after leading Coach Paul Jeppsen's Skyline team to a 16-8 record...averaged 22 points, four rebounds and six assists per game...as a junior, he earned first-team all-region honors after averaging 19 points, five rebounds and six assists and was an honorable-mention all-state pick...second-team all-state selection as a sophomore...averaged 21 points, three rebounds and four assists in his first season on Skyline varsity...third-team high school All-America pick by Van Coleman's Future Stars magazine...rated as the nation's 39th-best prep by Bob Gibbons' All-Star Report.

**Personal:** Son of Ron and Jackie Boone...his father, Ron, prepped at Omaha's Tech High School and went on to play 13 seasons of professional basketball with three American Basketball Association and three National Association Basketball teams...Ron Boone was named to the 1969 ABA all-rookie team and helped the Utah Stars to the 1971 ABA title...he was a first-team ABA all-star in 1975, and still holds the professional record for most consecutive games played at 1,041...Jaron has a younger sister...born May 23, 1974, at Salt Lake City...human development major...selected Nebraska over Kansas, North Carolina, Utah and Colorado.



### BOONE 1992-93 GAME-BY-GAME

Opponent	MP	FG	3FG	FT	Reb	A	ST	Blk	Pts
Colgate	24	5-9	2-4	2-2	4	6	0	1	14
Kent*	23	3-8	2-3	0-0	5	6	3	0	8
The Citadel	25	6-8	0-0	3-4	3	2	0	1	15
Creighton*	17	3-6	1-3	7-8	0	4	2	0	14
@Wichita State	18	2-4	1-2	0-0	1	2	0	1	5
Appalachian State*	23	3-10	0-4	1-1	5	4	2	0	7
Texas-Arlington	19	3-12	0-2	4-4	2	4	3	0	10
@Southern Cal	13	0-4	0-2	0-0	3	2	1	0	0
Michigan%	16	1-4	0-2	2-3	1	3	3	0	4
SW Louisiana%	21	3-9	1-5	2-2	1	4	0	0	9
Fordham%	19	3-4	1-1	0-0	1	4	1	1	7
Eastern Illinois	17	2-7	0-1	0-0	3	3	1	1	4
Southern Utah*	18	6-8	1-2	0-1	2	2	0	0	13
@Mo.-Kansas City*	22	2-3	0-0	0-0	3	1	0	1	4
@Oklahoma*	12	1-6	0-2	2-2	1	0	0	0	4
@Oklahoma State*	16	3-7	2-2	0-0	2	2	0	0	8
Sacramento State*	24	2-9	0-1	4-4	4	4	1	2	8
Kansas State	10	0-2	0-0	1-2	0	2	0	0	1
@Colorado	17	3-5	0-1	6-6	4	1	0	0	12
Missouri	26	0-2	0-0	7-8	1	9	0	0	7
@Iowa State	23	5-11	2-4	2-2	5	3	1	0	14
Kansas	18	2-4	0-2	0-1	4	1	1	0	4
@Kansas State	22	6-11	1-3	1-2	5	2	4	0	14
Oklahoma State	22	3-6	1-2	0-0	5	2	0	0	7
@Missouri	21	2-4	0-1	0-0	2	4	0	1	4
Colorado	19	2-5	0-1	2-4	1	1	1	0	6
Iowa State	13	1-6	1-2	0-0	2	2	0	2	3
@Kansas	14	0-0	0-0	0-0	0	0	0	0	0
Oklahoma	17	3-6	0-1	0-0	2	2	1	0	6
Kansas State!	16	0-1	0-1	0-0	0	2	1	0	0
New Mexico St.#	17	1-4	1-3	0-0	0	3	0	0	3

\*Denotes game started. !Big Eight Tournament. #NCAA Tournament.  
%Rainbow Classic.

### BOONE'S CAREER STATS

Year	G-GS	FG-FGA	Pct.	3FG-3FGA	Pct.	FT-FTA	Pct.	Reb.-Avg.	TP-Avg.	MP	A	BS	S
1993	31-8	76-185	.411	17-57	.298	46-56	.821	72-2.3	215-6.9	582	87	11	26
Big 8	14-0	31-75	.413	7-21	.333	21-27	.778	34-2.4	90-6.4	250	31	3	8

### CAREER HIGHS

#### POINTS

15 vs. The Citadel, 12/7/92  
14 four times  
13 vs. Southern Utah, 1/5/93

#### REBOUNDS

5 five times  
4 three times  
3 four times

#### ASSISTS



9 vs. Missouri, 1/31/93  
6 twice  
4 seven times



# ERICK STRICKLAND

6-3 1/2 210 Sophomore Guard

Bellevue, Neb. (West)



**In 1993-94:** Erick Strickland turned in one of the finest all-around seasons ever by a Nebraska freshman and this

multi-talented athlete is set to take his game to a new level as a sophomore...the first athlete in Nebraska history to turn professional in one sport and retain his collegiate eligibility in another, Strickland has spent the last two summers playing in the Florida Marlins' minor league system...like last year, Cornhusker coaches are counting on Strickland for help at the defensive end of the court, and he should be able to swing between the off- and point guard positions...had the Huskers' best performance index score of fall conditioning, as he tallied 2,022 points.

**1992-93 (Freshman):** Was selected Big Eight Freshman-of-the-Year by both the Associated Press and the league coaches...was also named to the conference's all-freshman and all-bench squads, and was an honorable-mention All-Big Eight pick (AP)...first Nebraska player ever to win the league's freshman-of-the-year award...11th-team Freshman All-America pick by Basketball Weekly, and an honorable-mention pick on the USA Today Fab Freshman team...contributed six points and a team-high three assists against New Mexico State in the first round of the NCAA Tournament...against Iowa State in Lincoln, his steal and layin with three seconds to play sealed the Huskers' win over the Cyclones...poured in an NU single-game freshman record 28 points against Missouri in Lincoln...previous scoring mark for a Husker frosh was 27 by Jerry Fort and Dave Hoppen...his free throw with 10 seconds left broke an 87-all tie and gave Nebraska the overtime victory over the Tigers in Lincoln...was five-of-six from 3-point range against Missouri, (.833)...in league play, he averaged 8.5 points per game and hit 39.1 percent of his treys...his 39.1 percent 3-point marksmanship ranked as the Big Eight's sixth-best mark...his 47 steals were the most ever by a Nebraska freshman, and ranked as the eighth-highest single-season total in school history...was second on the team and 10th in the Big Eight in 3-point percentage for all games at .364...was second on the team in steals (47), fourth in free throw percentage (.729) and assists (66) and fifth in scoring (7.8 ppg)...had at least one steal in 22 games, with two or more steals 13 times...had a career-high four steals three times....dished out a career-high five assists twice and had three or more assists 15 times...produced 10 double-figure scoring games...started six games...spent the summer playing for the Florida Marlins Class A team in the New York-Penn League, where he played for the Elmira (N.Y.) Pioneers...hit .263 in 59 games, with 36 RBI and four home runs...had 12 doubles, three triples and eight stolen bases.

**High School:** West High School in Bellevue, Neb., 1992...first-team All-Nebraska performer in football, basketball and baseball during standout prep career...averaged 26.3 points as a senior...two-time first-team all-state pick in basketball by both the Omaha World-Herald and the Lincoln Journal-Star...1992 World-Herald High School Male Athlete-of-the-Year...shot 55 percent from the field and 80 percent at the free throw line as a senior for a West team that finished 11-10...had 59 steals and 74 assists in final prep season...holds nine school records...second

all-time leading scorer in Nebraska Class A history with 1,907 points...scored career-high 43 points as a senior against Benson...averaged 26.3 points, dished out 78 assists and collected 74 steals for Coach Lanny Richards' 1991 Class A state runner-up team...as a sophomore, he averaged 19.1 points for a Thunderbird squad that finished 16-7...averaged 10.8 points in his freshman season...first-team All-Nebraska selection as a sophomore and junior in football as a receiver, but gave up the sport as a senior to concentrate on basketball...named to the World-Herald's 1992 All-Nebraska team as an outfielder after hitting a school-record .483...cleared 6-6 in the high jump as a freshman...Bob Gibbons rated Strickland as the nation's 67th-best prep, while Van Coleman's Future Stars Magazine tabbed him as an eighth-team All-American.

**Personal:** Son of Matthew and Elaine Strickland, Erick has two brothers and two sisters...father is an Air Force officer...born Nov. 25, 1973 at Opelika, Ala....undecided major...hit .267 in his first year (1992) of rookie league baseball, with 23 RBI and 11 stolen bases...signed with NU in the fall of 1991, after considering Colorado and Wyoming.



**STRICKLAND 1992-93 GAME-BY-GAME**

Opponent	MP	FG	3FG	FT	Reb	A	ST	Blk	Pts
Colgate*	16	3-8	0-3	0-0	1	3	2	0	6
Kent	18	3-5	0-1	2-4	2	3	1	0	8
The Citadel	20	3-4	1-1	3-4	1	3	2	0	10
Creighton	18	2-4	2-3	0-0	3	1	3	0	6
@Wichita State*	14	2-5	0-2	0-0	2	1	1	0	4
Appalachian State	10	2-4	0-2	0-0	1	4	1	0	4
Texas-Arlington*	20	5-8	3-4	4-5	4	3	2	1	17
@Southern Cal	12	1-4	1-3	2-2	1	1	2	0	5
Michigan*%	15	0-3	0-2	0-0	0	3	0	0	0
SW Louisiana%	13	4-8	1-3	0-1	4	0	0	0	9
Fordham*%	19	4-4	0-0	2-2	2	0	4	0	10
Eastern Illinois*	23	2-5	0-1	0-0	1	0	0	1	4
Southern Utah	22	4-4	1-1	2-2	1	5	1	0	11
@Mo.-Kansas City	18	1-6	0-2	3-4	1	3	1	0	5
@Oklahoma	26	7-12	5-9	0-0	5	0	2	0	19
@Oklahoma State	23	4-13	1-7	3-4	4	5	4	1	12
Sacramento State	23	5-10	1-3	2-2	7	4	0	0	13
Kansas State	15	2-5	1-1	0-0	2	4	1	0	5
@Colorado	17	1-7	1-3	0-0	3	3	1	0	3
Missouri	25	10-13	5-6	3-7	3	2	0	0	28
@Iowa State	17	0-5	0-3	2-3	0	2	0	0	2
Kansas	17	0-3	0-1	0-0	1	0	1	0	0
@Kansas State	12	0-1	0-0	5-6	2	1	0	0	5
Oklahoma State	17	1-7	1-3	0-0	2	1	1	0	3
@Missouri	7	2-3	1-1	2-2	1	1	0	0	7
Colorado	11	3-4	1-2	0-0	1	2	2	0	7
Iowa State	20	3-6	0-2	5-7	4	4	4	0	11
@Kansas	16	4-9	1-5	0-0	0	1	3	0	9
Oklahoma	15	2-4	1-3	3-4	1	2	4	1	8
Kansas State!	19	2-5	2-5	0-0	0	3	0	0	6
New Mexico St.	15	2-6	2-6	0-0	0	3	2	0	6

\*Denotes game started. !Big Eight Tournament. #NCAA Tournament. %Rainbow Classic.

**STRICKLAND'S CAREER STATISTICS**

Year	G-GS	FG-FGA	Pct.	3FG-3FGA	Pct.	FT-FTA	Pct.	Reb.-Avg.	TP-Avg.	MP	A	BS	S
1993	31-6	84-185	.454	32-88	.364	43-59	.729	63-2.0	243-7.8	534	66	4	47
Big 8	14-0	39-92	.424	18-46	.391	23-33	.697	29-2.1	119-8.5	240	28	2	23

**CAREER HIGHS**

**POINTS**

28 vs. Missouri, 1/31/93  
 19 at Oklahoma, 1/14/93  
 17 vs. Texas-Arlington, 12/21/92

**REBOUNDS**

7 vs. Sacramento State, 1/20/93  
 5 at Oklahoma, 1/14/93  
 4 five times

**ASSISTS**


5 twice  
 4 four times  
 3 eight times



# MELVIN BROOKS

6-8    235    Junior    Forward

Elizabeth City, N.C. (Northeastern)



**In 1993-94:** One of two players who signed with Nebraska in the spring signing period, junior college transfer Melvin Brooks figures to battle for a spot on the Huskers' starting unit...a transfer from Chowan (N.C.) College, he's the only junior on the 1993-94 Nebraska roster...his performance index score of 1,613 points ranked as the team's fourth-best mark during preseason conditioning.



**1992-93 & 1991-92 (Chowan College):** As a sophomore, Brooks averaged 15.2 points and 7.2 rebounds for the Murfreesboro, N.C., team that finished the 1992-93 season with a 19-8 record...was the second-best 3-point shooter on the team at 35.0 percent...earned all-conference and all-region honors...started on Chowan's 1991-92 squad that went 26-5 and advanced to the National Junior College Athletic Association Tournament at Hutchinson, Kan.... averaged 10 points and 5.4 rebounds as a freshman...originally signed with East Tennessee State out of high school, but went to Chowan when he didn't meet Proposition 48 requirements...his coach at Chowan, Bob Burke, said, "We think Melvin is maybe the best offensive player, for a big man, we've ever had here over the years."...Chowan has sent approximately 35 of its players into the Division I ranks, including the Seattle SuperSonics' Nate McMillan, who played at North Carolina State.

**High School:** Northeastern High School in Elizabeth City, N.C., 1991...as a prep senior, Brooks averaged 26 points and 13 rebounds for an Elizabeth City team that went 26-5 and advanced to the semifinals of the state tournament...was a second-team all-state pick...played in the McDonald's North Carolina East-West All-Star Game and had 11 points...one of his teammates was former Wake Forest standout Rodney Rodgers, a 1993 first-round draft pick by the Denver Nuggets ...averaged 18 points as a junior and 10 as a sophomore...high school coach was James Day, who played for North Carolina Coach Dean Smith during the 1985-86 season.

**Personal:** The son of Winford and Veronica Morris, Brooks has a sister and a brother...born Nov. 8, 1971, at Elizabeth City, N.C. ...computer science major...picked Nebraska after considering Richmond, Wake Forest, North Carolina State, South Carolina and Georgia Tech.

# MIKKI MOORE

6-11 195 Freshman Center  
Gaffney, S.C. (Blacksburg)



**In 1993-94:** A probable redshirt candidate when he signed with Nebraska in the spring of 1993, Mikki Moore will likely see playing time as a freshman due to the Huskers' lack of a "true" center...at 6-11, he's the tallest player on the team, but he's also the lightest frontline player at 195 pounds...his rookie season of basketball at Nebraska will be just the fourth season of organized basketball he has played.


**High School:** Blacksburg High School, Gaffney, S.C., 1993...Moore averaged 14 points, 13.5 rebounds and 5.0 blocked shots per outing en route to all-conference honors...led Blacksburg to a 20-5 record in South Carolina's smallest class division...helped team to third round of the 1993 state tournament...scored career-high 35 points against Great Falls...had 12 blocks vs. Cheasney...scored eight points in the South Carolina All-Star Game...all-tournament selection at the BCI Junior Prep tournament in Phoenix, Ariz., prior to his senior season...started for Coach Jim Touchberry as a junior and averaged 10 points and 11 rebounds per game...played on varsity squad as a sophomore..."He has all the tools," Touchberry said. "He can rebound, he's a great passer and he can handle the ball. I think the sky is the limit for him."

**Personal:** The son of Carl Moore and Clynta Spear, his given name is Clinton, but he prefers to be called Mikki (pronounced My-key)...born Nov. 4, 1975, at Orangeburg, S.C....he has two sisters and one brother...undecided major...played drums in the high school marching band from the seventh grade through his junior year, then gave up the band to concentrate on basketball his senior season...also likes to draw and cut hair...has a size 17 shoe...selected Nebraska from a list of 28 schools including San Francisco, San Diego, Virginia Tech, North Carolina State and North Carolina-Charlotte.



# TOM WALD

6-0 177 Junior Guard  
Brooklyn Park, Minn. (Park Center)




**In 1993-94:** A transfer from Mankato State University, Wald will sit out the 1993-94 season per NCAA rules, but will have two years of eligibility left, beginning with the 1994-95 season...he will, however, be able to practice with the team while sitting out...he had the squad's best strength index score during preseason conditioning at 1,189 points, and his performance test score of 1,758 points ranked as NU's third-best score ... "He reminds me of Mike Born (former Nebraska-Omaha player who finished his career at Iowa State), " NU Coach Danny Nee said. "I like his maturity. He wants to be here and he doesn't have to be All-Big Eight. He just needs to come in and help us, and I'm banking on him doing that."

**1992-93 & 1991-92 (Mankato State):** A first-team All-North Central Conference selection as a sophomore, Wald was Mankato State's third-leading scorer with a 13.1 average...he started all 27 games at the point for a Maverick squad that finished 18-9 overall and tied for third place in the North Central Conference with an 11-7 mark...he hit 42.4 percent from the field, 42.0 percent from 3-point range and led the team in both free throw shooting (83.2 percent) and assists...he was second on the squad in minutes played (795)...he netted a season-high 30 points against Northern Colorado, an effort that equaled the best by an MSU player in 1992-93...he scored in double figures 18 times, including four 20-point-or-better outputs...in North Central Conference play, Wald was fourth in the conference in free throw shooting for league games only at 84.4 percent, fifth in scoring at 13.9 points per game (led the team), eighth in assists (2.94 apg) and ninth in 3-point shooting (42.9 percent)...had the second-longest consecutive free throw streak in school history at 24-straight makes...honorable-mention Academic All-North Central Conference selection...as a freshman in 1991-92, Wald was named to the NCC's all-freshman team...appeared in all 28 games and drew 16 starts...Mavericks' third-leading scorer at 10.6 points per game...hit 47.3 percent from the field, 42.4 percent from 3-point range, 82.6 percent at the line...had 88 assists and 27 steals on the season...tallied career-high 33 points against Nebraska-Omaha, the best scoring game for an MSU player in 1991-92...grabbed career-high five rebounds three times.

**High School:** Park Center High School in Brooklyn Park, Minn., 1991...earned All-Lake Red Conference, all-metro and all-state honors as a senior...he was the 1990-91 Park Center athlete-of-the-year...led Park Center to a 23-1 record as a senior...averaged 20.0 points, 4.0 assists and 3.0 steals per game...three-year letterwinner...also ran track.

**Personal:** The son of Tony and Barbara Wald, Tom was born July 31, 1972, at Pueblo, Colo....his family moved from the Minneapolis area to Lincoln last winter...biochemistry major...also considered Iowa State before deciding to accept NU's scholarship offer.



Coaches/Staff


# Husker Coaches/Staff



# HEAD COACH DANNY NEE

233-160 Overall (13 years)

126-93 at Nebraska (seven years)



Just four seasons removed from a 10-18 record and back-to-back seventh-place league finishes, Coach Danny Nee continues his amazing turnaround of Nebraska's basketball fortunes.

Consider that since the 1989-90 season, the Cornhuskers own the Big Eight's third-best record at 65-29 (.691) and have earned three-straight NCAA Tournament invitations. NU's record over the last three seasons is the best three-year run in school history.

Only the third Nebraska coach since 1963, following the late, long-time skipper Joe Cipriano (1963-80), and Moe Iba (1981-86), Nee was tabbed as Nebraska's 24th head coach on March 27, 1986. He owns a 13-year head coaching record of 233-149, and a

increase of 3,616 fans per game in seven seasons. In the last three years alone, some 621,270 fans have attended Nebraska home basketball games, which accounts for 21.8 percent of the building's total attendance in 17 seasons as the home of Husker hoops.

## Husker Debut

When he came to Nebraska from Ohio University after the Huskers' first-ever NCAA appearance in March 1986, he inherited a senior-dominated, but inexperienced squad. The team gelled late in the 1986-87 season, finished 21-12 and was third in the National Invitation Tournament (NIT).

Nee's Huskers stood 12-8 overall and 2-5 in the league at the halfway point in the 1987 Big Eight campaign. However, NU won five of its last seven conference games, advanced to the NIT Final Four at Madison Square Garden and missed the school record for victories by one. Along the way, a then-school-record 197,395 fans packed the Devaney Center for 17 home games.

With those seniors gone, however, the difficult rebuilding process began just as the Big Eight became one of the nation's dominant basketball conferences. Nee's second year at the Husker helm saw three league teams reach the final eight of the NCAA Tourney, with Kansas beating Oklahoma in an all-Big Eight final.

The result in 1987-88 was Nebraska's first losing season in 15 years (13-18), but there were enough moments of youthful

*"With the exception of Larry Bird, Danny Nee is the finest competitor I have ever been associated with. He's built a program at Nebraska that is not a quick fix. It's a program that will continue to bear fruit over the next decade."*

--Al McGuire

CBS-TV Analyst & Former  
Marquette Head Coach


seven-year NU mark of 126-93. The only coach in school history to win 20 games in three different seasons and take three Nebraska teams to the NCAA Tournament, Nee's 126 wins rank second only to Cipriano's school-record 253 victories. He's only the fifth coach in school history to be at the helm eight or more seasons, and he's taken five of his first seven squads to postseason play.

The 1992-93 campaign was another history-maker for Nee and his rags to riches program, as NU landed a spot in the NCAA Tournament for an unprecedented third consecutive season. In addition, the Cornhuskers won 20 games (against 11 losses) for the third time in Nee's tenure. Nebraska tied for second in the Big Eight with an 8-6 record, its best league finish in 12 seasons.

The 1992-93 season may well have been the most-anticipated Nebraska basketball campaign ever. Fueled by arguably the best recruiting class in school history, rave reviews from national publications, and the return of four starters, Nebraska raced to a 7-0 record and climbed to 17th in the Associated Press poll. However, the Cornhuskers dropped six of their next 11 games, started league play 0-3 for the first time since the 1989-90 season, and hopes for another NCAA trip were dented.

But, while some were labling Nee's seventh team as one of the nation's most-disappointing squads at the midway point in the season, Nee rallied his troops to wins in eight of their final 12 games and a share of second place in the Big Eight. Nee's team dumped No. 3 Kansas in Lincoln for the third-straight season, swept Big Eight Tournament champion Missouri for the first time since 1973-74 and scored its most-lopsided conference road win in 60 years with an 80-59 victory at Kansas State. The Cornhuskers, who headed into the final week of league play with an outside shot at their first Big Eight title in some 53 seasons, also produced their first All-Big Eight performer of the Nee-era in guard Eric Piatkowski.

For the third consecutive season, Nebraska set a new total attendance mark as the Huskers' drew 213,715 fans for 16 home dates. The year prior to Nee's arrival, NU averaged 9,741 fans per outing, and last year the Huskers averaged a record 13,357, an





*"Danny Nee is a quality coach. He's got such a feisty, scrappy personality, and that is reflected in his players...He brings a competitive spirit and enthusiasm to the table. He knows how to win in a big-time college basketball environment. Danny has brought a special feeling for college basketball to Big Red country."*

--Dick Vitale  
ESPN & ABC-TV Analyst

brilliance to give hope for the future, including a 70-68 come-from-behind homecourt win over eventual national champion Kansas.

The Nebraska roster was still freshman- and sophomore-dominated for Nee's third season in 1988-89, but the Huskers climbed back over the .500 mark, finished 17-16, returned to post-season play with an NIT bid and advanced to the second round before being eliminated at Ohio State. Nee's fourth Husker team finished 10-18 in 1989-90, when the Huskers missed the school record for season losses by one. However, four of the losses came to No. 1-ranked teams in a season that saw the Big Eight's Kansas, Missouri and Oklahoma trade the top national ranking back-and-forth.

### Operation Turnaround

The 1990-91 season promised to be a pivotal year in Nee's rebuilding program. For the first time in four years, Nee had a solid nucleus of seniors to build upon. But the presence of Rich King, Clifford Scales, Beau Reid and Keith Moody did little to impress the Big Eight-area media, who picked Nebraska to finish a distant last in the league's preseason poll.

That voting prompted the best-remembered question at the annual preseason Big Eight Basketball Media Day at Kansas City, Mo., and it came from Nee at the start of his interview session: "Why did you guys pick us last?"

There was silence from the assembled writers then, and some embarrassment later when the Huskers roared out to a 16-1 start, helped by a school-record-tying 14-game win string, got into the wire service rankings for the first time in 13 seasons, and went on to NU's highest final rankings ever at No. 9 in the UPI poll and No. 11 in the AP listing.


And, instead of finishing last in the Big Eight, the Huskers ended up third at 9-5, one game back of co-champs Oklahoma State and Kansas. NU then advanced to the finals of the Phillips 66 Big Eight Tournament for the first time in school history, but dropped a 90-82 decision to Missouri, and finished the year with a disappointing 89-84 loss to Xavier in the first round of the NCAA Midwest Regional.

For his efforts, Nee was named the 1991 Big Eight Coach-of-the-Year by both the Associated Press and United Press International, District V Coach-of-the-Year by the U.S. Basketball Writers Association, and finished fourth in AP's National Coach-of-the-Year balloting.

With the loss of more than 60 percent of its scoring and rebounding punch from the 1991 squad, the 1991-92 season figured to be a transition year for Nebraska and Nee.

However, Nee developed a blend of veteran players, rookies and pleasant surprises into a unit which shot out to a 12-1 record and finished 19-10 overall. The Huskers were 7-7 (fifth) in the nation's toughest league—the Big Eight, and earned a second-straight NCAA Tournament bid.

Along the way, the Huskers pulled off two of the biggest upsets in the 1991-92 college basketball season. In consecutive home games in February, Nebraska thumped second-ranked, 20-0, Oklahoma State (85-69), then beat third-ranked Kansas (81-79) when Jamar Johnson hit a 3-pointer from the corner on an



inbounds pass from Carl Hayes with one second left in overtime. The win over the Big Eight Champion Jayhawks propelled the Huskers into the AP rankings at No. 25 the following week, marking the first time NU had ever been ranked in consecutive seasons.

Nee also picked up his 200th career victory (86-67 over Wisconsin) and his 100th Nebraska win (74-71 over Missouri-Kansas City).

### Bobcat Tracks

Rebuilding, though, is nothing new for the 48-year-old Brooklyn native. In his six years at Ohio, his teams won 107 and lost 67, including an 87-33 record the last four years and he twice was named Mid-American Conference Coach-of-the-Year—but it was far from easy. He took over a struggling program at the Athens, Ohio, school in 1980-81, started his head-coaching career with an 11-game losing streak and suffered through a 7-20 season. His second Bobcat team improved to 13-14, though, and was followed by four consecutive 20-game winners.

*"It took a lot of courage for Danny Nee to accept the challenge to coach basketball at the University of Nebraska. As a former Big Eight coach, I know what it is like to compete in this tough conference. There was never any doubt in my mind that Danny would get the job done."*

--Cotton Fitzsimmons,  
Phoenix Suns General Manager

In 1982-83, Nee's squad won an OU-record number of games in a 23-9 campaign, captured the MAC title, and he was rewarded with conference and Ohio Coach-of-the-Year honors. The Bobcats went to the NCAA Tournament for the first time in nine years, beat Illinois State (51-49) in the first round of the Mideast Regional before losing to Kentucky in the second round, 57-40.

The Bobcats finished 20-8 in 1983-84, but did not earn a postseason bid. A year later, Ohio U. went 22-8, again captured

*"The sign of a successful coach isn't the kind of program that he builds, but the kind of program he leaves behind. He has left us with a very solid program--one that has made great strides. Danny and his staff have proven that they are great recruiters and great on-the-floor coaches. But in addition, they were concerned about our athletes academically and socially. Danny Nee always has and always will conduct a first-class, honest and successful program."*

--Harold McElhaney  
Athletic Director, Ohio U.

the MAC title and advanced to the NCAA Tournament, where it dropped a 49-38 first-round decision to Kansas.

In 1985-86, the Bobcats finished 22-8 for the second-straight season, but were second in the MAC behind Miami (Ohio). Ohio U. received an NIT bid, but lost a first-round game to eventual tournament champion Ohio State, 65-62.

## DANNY NEE'S YEAR-BY-YEAR RECORD

Year	School	Overall		Confereenc		Place	Postseason
		W-L	Pct.	W-L	Pct.		
1980-81	Ohio U.	7-20	.259	6-10	.375	17th	None
1981-82	Ohio U.	13-14	.481	8-8	.500	4th	None
1982-83	Ohio U.	23-9	.719	12-6	.667	2nd*	NCAA (1-1)
1983-84	Ohio U.	20-8	.714	14-4	.778	2nd	None
1984-85	Ohio U.	22-8	.733	14-4	.778	1st*	NCAA (0-1)
1985-86	Ohio U.	22-8	.733	14-4	.778	2nd	NIT (0-1)
Six-year totals		107-67	.615	68-36	.654	—	1-3/3 app.

Year	School	W-L	Pct.	W-L	Pct.	Place	Postseason
1986-87	Nebraska	21-12	.636	7-7	.500	5th	NIT (4-1)
1987-88	Nebraska	13-18	.419	4-10	.286	16th	None
1988-89	Nebraska	17-16	.515	4-10	.286	7th	NIT (1-1)
1989-90	Nebraska	10-18	.357	3-11	.214	7th	None
1990-91	Nebraska	26-8	.765	9-5	.643	3rd	NCAA (0-1)
1991-92	Nebraska	19-10	.655	7-7	.500	5th	NCAA (0-1)
1992-93	Nebraska	20-11	.645	8-6	.571	T2nd	NCAA (0-1)
Seven-year totals		126-93	.575	42-56	.429	—	5-5/5 app.
Career totals		233-160	.593	110-94	.539	—	6-8/8 app.

### NEE'S CAREER MILESTONE VICTORIES

- No. 1—Ohio U. 78, Bowling Green State 63, 1980-81.
- No. 50—Ohio U. 65, Kent State 55, 1983-84.
- No. 100—Ohio U. 74, Bowling Green State 57, Feb. 8, 1986.
- No. 150—Nebraska 89, Sam Houston State 70, Jan. 5, 1989.
- No. 200—Nebraska 86, Wisconsin 67, Dec. 11, 1991.

### NEE'S NEBRASKA MILESTONE VICTORIES

- No. 1—Nebraska 76, Oregon 60, Dec. 1, 1986.
- No. 50—Nebraska 77, Iowa State 74, Feb. 25, 1989.
- No. 100—Nebraska 74, Missouri-Kansas City 71, Jan. 20, 1992.

## Wake Up the Echos

Nee went to Ohio after four years as an assistant coach under Richard "Digger" Phelps at Notre Dame. During that time, the Fighting Irish were 91-27 and went to the NCAA Tournament all four years, including a Final Four appearance in 1978 and an appearance in the Mideast Regional final in 1979. He recruited and coached 10 current and former NBA players at Notre Dame.

### Nee Roots


Nee played high school basketball at Power Memorial High School in New York, where one of his teammates was Kareem Abdul-Jabbar (then known as Lew Alcindor).

A member of Al McGuire's first recruiting class at Marquette University, Nee captained the Warriors' freshman team for frosh coach Hank Raymonds before a two-year tour of duty in the United States Marine Corps. A Vietnam veteran, he received Combat Air Insignia Medals and an honorable discharge in 1968.

He returned to college at St. Mary of the Plains College in Dodge City, Kan., and received a bachelor's degree in English and physical education in 1971. At St. Mary, he was on the Dean's List, was listed in Who's Who Among American Colleges and Universities, and was president of the student body as a senior. He played two years of basketball there before launching his coaching career as a student assistant for the Cavaliers in 1970-71. Nee, who will be inducted into the Ohio University Hall of Fame in 1994, received a master's degree in health, physical education and recreation from Kansas State in 1972.

Nee coached the junior varsity basketball team at Red Bank, N.J., Regional High School to a 14-6 record in 1972-73. He then became head coach at Brick Township, N.J., High School, where he compiled a 38-35 record in three years before going on to Notre Dame. His Brick Township teams were 32-15 the last two years, winning a school-record 16 games each season.

He is married to the former Janet Scheib of Pittsburgh, Pa., and is the father of three children, Patrick, 16, Nora, 8, and Kevin, 6.






# DANNY NEE VS. ALL OPPONENTS

Opponent	First Meeting	Last Meeting	W	L	PF	PA
Arkansas	1986-87	1986-87	1	0	78	71
Arkansas-Little Rock	1986-87	1986-87	1	0	76	67
Arkansas State	1988-89	1988-89	1	0	81	79
Appalachian State	1992-93	1992-93	1	0	93	83
Ball State	1980-81	1985-86	8	6	915	921
Baylor	1987-88	1987-88	0	1	79	82
Bowling Green State	1980-81	1990-91	6	7	855	862
Bradley	1980-81	1980-81	0	1	56	84
Brooklyn	1982-83	1987-88	4	0	247	181
Butler	1986-87	1986-87	1	0	67	56
California-Irvine	1986-87	1986-87	0	1	101	109
Canisius	1980-81	1980-81	0	1	47	59
Capital	1981-82	1985-86	2	0	162	99
Central Michigan	1980-81	1985-86	11	1	851	748
Charleston	1980-81	1983-84	1	1	117	100
Chaminade	1987-88	1988-89	2	0	162	160
Chicago State	1989-90	1989-90	1	0	92	57
Citadel	1990-91	1992-93	3	0	264	187
Cleveland State	1980-81	1980-81	0	1	57	73
Colorado	1986-87	1992-93	12	2	1137	997
Columbia	1987-88	1987-88	1	0	82	62
Colgate	1992-93	1992-93	1	0	108	76
Connecticut	1991-92	1991-92	0	1	65	86
Creighton	1986-87	1992-93	5	3	665	625
DePaul	1981-82	1983-84	1	2	169	214
Detroit	1986-87	1987-88	2	0	134	113
Drake	1987-88	1988-89	1	1	133	142
Duke	1983-84	1983-84	0	1	63	82
Fordham	1992-93	1992-93	1	0	79	55
East Carolina	1980-81	1981-82	0	2	119	142
Eastern Illinois	1990-91	1992-93	3	0	245	186
Eastern Kentucky	1984-85	1984-85	1	0	58	52
Eastern Michigan	1980-81	1985-86	10	3	892	811
Eastern Washington	1991-92	1991-92	1	0	102	67
Furman	1987-88	1988-89	2	0	144	130
Grambling State	1987-88	1987-88	0	1	68	71
Harvard	1989-90	1989-90	1	0	117	79
Heidelberg	1984-85	1984-85	1	0	77	70
Hofstra	1985-86	1985-86	1	0	73	66
Idaho	1988-89	1990-91	1	2	225	227
Illinois	1980-81	1990-91	1	1	154	157
Illinois-Chicago	1981-82	1984-85	0	2	119	135
Illinois State	1982-83	1982-83	1	0	51	49
Indiana	1984-85	1984-85	0	1	73	90
Iowa State	1986-87	1992-93	7	7	1092	1169
Kansas	1984-85	1992-93	8	9	1168	1277
Kansas State	1986-87	1992-93	6	11	1175	1216
Kent State	1980-81	1992-93	11	4	1052	992
Kentucky	1982-83	1982-83	0	1	40	57
La Salle	1985-86	1985-86	1	0	70	65
Lehigh	1987-88	1987-88	1	0	71	66
Louisiana State	1988-89	1988-89	0	1	87	90
Loyola (Md.)	1981-82	1981-82	1	0	77	63
Manhattan	1983-84	1983-84	1	0	68	57
Marietta	1982-83	1985-86	2	0	180	134
Marquette	1981-82	1986-87	1	1	123	125
Marshall	1980-81	1985-86	2	1	220	215
Maryland	1981-82	1981-82	0	1	64	90
Md.-Baltimore County	1988-89	1988-89	1	0	86	65
Miami (Ohio)	1980-81	1990-91	8	7	1044	1056
Michigan	1992-93	1992-93	0	1	73	88
Michigan State	1988-89	1991-92	1	3	293	327
Missouri	1986-87	1991-92	4	12	1197	1399
Missouri-Kansas City	1989-90	1992-93	4	0	334	290
Missouri-St. Louis	1986-87	1986-87	1	0	89	63
Morehead State	1988-89	1988-89	1	0	81	77
Murray State	1990-91	1990-91	0	1	79	81
Navy	1985-86	1985-86	0	1	62	73
Nebraska-Omaha	1987-88	1987-88	1	0	96	67
New Mexico State	1992-93	1992-93	0	1	79	93
Niagara	1982-83	1983-84	1	1	153	139
North Carolina	1985-85	1985-86	0	1	57	99
NC-Wilmington	1980-81	1981-82	2	0	152	143

Opponent	First Meeting	Last Meeting	W	L	PF	PA
North Texas	1988-89	1988-89	1	0	90	84
Northern Illinois	1980-81	1990-91	11	4	1016	897
Northwest Missouri St.	1986-87	1986-87	1	0	105	64
Ohio State	1983-84	1988-89	0	5	344	398
Ohio Wesleyan	1984-85	1984-85	1	0	75	67
Oklahoma	1986-87	1992-93	4	13	1459	1663
Oklahoma State	1986-87	1992-93	4	10	993	1104
Oregon	1986-87	1987-88	2	0	143	122
Pennsylvania	1983-84	1983-84	1	0	71	67
Pepperdine	1989-90	1989-90	1	0	104	100
Providence	1982-83	1982-83	1	0	48	47
Radford	1981-82	1982-83	2	0	138	104
Rhode Island	1982-83	1982-83	1	0	67	65
Sacramento State	1992-93	1992-93	1	0	86	70
St. Francis (Pa.)	1984-85	1985-86	2	0	193	162
St. John's (N.Y.)	1982-83	1982-83	0	1	52	62
St. Louis	1990-91	1990-91	1	0	107	79
St. Mary's (Calif.)	1982-83	1982-83	1	0	57	54
Sam Houston State	1988-89	1991-92	3	0	279	203
San Francisco	1986-87	1986-87	1	0	66	60
San Jose State	1984-85	1988-89	1	1	152	143
Siena	1983-84	1983-84	1	0	69	56
Southern California	1991-92	1992-93	1	1	157	158
Southern Illinois	1986-87	1986-87	1	0	87	85
Southern Mississippi	1986-87	1986-87	0	1	75	82
Southern Utah	1991-92	1992-93	2	0	206	186
Southwestern La.	1992-93	1992-93	0	1	80	109
Tennessee Tech	1990-91	1990-91	1	0	113	92
Texas-Arlington	1992-93	1992-93	1	0	116	95
Texas A&M	1986-87	1991-92	2	1	247	194
Texas Tech	1988-89	1989-90	2	0	147	138
Toledo	1980-81	1991-92	9	6	1059	1019
Villanova	1987-88	1987-88	0	1	53	70
Wagner	1985-86	1989-90	2	0	158	124
Washington	1986-87	1986-87	1	0	81	76
West Virginia	1980-81	1980-81	0	1	61	69
Western Michigan	1980-81	1985-86	7	4	777	690
Wichita State	1984-85	1992-93	2	0	127	119
Wisconsin	1990-91	1991-92	2	0	161	130
Wisconsin-Green Bay	1981-82	1991-92	3	0	214	188
Wyoming	1986-87	1989-90	2	2	256	301
Youngstown State	1980-81	1980-81	0	1	85	93
Xavier (Ohio)	1990-91	1990-91	0	1	84	89
<b>Totals</b>			<b>233</b>	<b>160</b>	<b>28,966</b>	<b>27,728</b>
					<b>73.7</b>	<b>70.6</b>





# NEE-ERA NEBRASKA RECORD BOOK

## TEAM SUPERLATIVES

### Points:

NU High—117, vs. Oklahoma (B8T, 3-8-91), vs. Harvard (12-1-89).  
 NU Low—45, vs. Kansas State (B8T, 3-6-87); vs. Kansas State (B8T, 3-12-93).  
 Opponent High—133, at Oklahoma (2-21-87).  
 Opponent Low—42, Sam Houston State (11-23-91).  
 NU High Half—66, vs. Oklahoma (B8T, 3-8-91).  
 NU Low Half—19, vs. Kansas State (B8T, 3-6-87).  
 Opponent High—70, at Oklahoma (2-21-87).  
 Opponent Low—12, Arkansas (NIT, 3-17-87).

### Field Goals:

NU High—45, vs. Tennessee Tech (12-14-90).  
 NU Low—17, at Kansas (2-16-88).  
 Opponent High—50, at Oklahoma (2-21-87).  
 Opponent Low—16, Butler (12-29-86).  
 NU High Attempts—96, vs. St. Louis (11-23-90).  
 NU Low Attempts—39, at Kansas (2-16-88).  
 Opponent High Attempts—91, at Southern Utah (11-30-91).  
 Opponent Low Attempts—36, Kansas State (2-6-88).  
 NU High Field Goal%—.750 (42-56), vs. Nebraska-Omaha (1-25-88).  
 NU Low Field Goal%—.283 (17-60), at Wyoming (1-22-90).  
 Opponent High Field Goal%—.681 (32-47), at Okla. State (2-24-88).  
 Opponent Low Field Goal%—.262 (17-65), Sam Houston State (11-23-91).

### 3-Point Field Goals:

NU High—14, at Oklahoma (3-7-92).  
 NU Low—0, nine games.  
 Opponent High—17, Oklahoma (2-21-87).  
 Opponent Low—0, three games.  
 NU High Attempts—36, at Oklahoma (3-7-92).  
 NU Low Attempts—2, two games.  
 Opponent High Attempts—35; two games.  
 Opponent Low Attempts—2, Missouri (1-28-87).  
 NU High 3FG%—1.000 (5-5), vs. Creighton (12-6-90).  
 NU Low 3FG%—.000, nine games.  
 Opponent High 3FG%—.765 (13-17), at Kansas State (1-10-87).  
 Opponent Low 3FG%—.000, three games.

### Free Throws:

NU High—38, vs. Pepperdine (12-2-90).  
 NU Low—1, vs. Kansas State (1-21-89); vs. Kansas State (B8T, 3-12-93).  
 Opponent High—44, Oklahoma State (2-14-90).  
 Opponent Low—3, three games.  
 NU High Attempts—50, two games.  
 NU Low Attempts—2; vs. Kansas State (B8T, 3-12-93).  
 Opponent High Attempts—52, Oklahoma State (2-14-90).  
 Opponent Low Attempts—6, at The Citadel (12-30-90).  
 NU High FT%—.923 (12-13), vs. Wyoming (12-20-86).  
 NU Low FT%—.167 (1-6), vs. Kansas State (1-21-89).  
 Opponent High FT%—.900 (27-30), at Ohio State (12-14-88).  
 Opponent Low FT%—.273 (3-11), Furman (12-17-88).

### Rebounds:

NU High—72, vs. Oklahoma (1-27-92).  
 NU Low—22, three games.  
 Opponent High—58, at Oklahoma (3-4-89).  
 Opponent Low—21, two games.

### Assists:

NU High—35, vs. Bowling Green (12-15-90).  
 NU Low—7, three games.  
 Opponent High—32, at Missouri (2-10-90), at Iowa State (2-3-93).  
 Opponent Low—5, San Francisco (12-30-86).

### Blocked Shots:

NU High—10, four games.  
 NU Low—0, 15 games.  
 Opponent High—12, at Oklahoma State (1-14-89).  
 Opponent Low—0, 20 games.

### Turnovers:

NU High—30, two games.  
 NU Low—7, at Kansas State (3-3-90).  
 Opponent High—33; Texas-Arlington (12-21-92).  
 Opponent Low—5, at Kansas State (3-3-90).

### Steals:

NU High—19, Columbia (1-2-88).  
 NU Low—0, at Kansas State (3-3-90).  
 Opponent High—20, at Oklahoma (1-14-93).  
 Opponent Low—0, two games.

## INDIVIDUAL SUPERLATIVES

### Points:

NU High—40, Rich King vs. Northern Illinois (2-18-91).  
 Opponent High—44, Doug Smith, at Missouri (2-10-90).  
 NU High Half—23, Rich King vs. Northern Illinois (2-18-91).

### Field Goals:

NU High—12, five players.  
 Opponent High—19, Doug Smith, at Missouri (2-10-90).  
 NU High Attempts—20, Eric Johnson vs. Michigan State (11-30-88).  
 Opponent High Attempts—34, Harold Miner, Southern Cal (11-25-91).

### 3-Point Field Goals:

NU High—7, Chris Cresswell vs. Texas A&M (12-20-91).  
 Opponent High—8, Dave Seger, at Oklahoma (2-21-87).  
 NU High Attempts—12, Jamar Johnson at Oklahoma (3-7-92).  
 Opponent High—15, Ronnie Schmitz, Missouri-Kansas City (1-9-91).

### Free Throws:

NU High—16, by two players.  
 Opponent High—15, Byron Houston, Oklahoma State (2-14-90).  
 NU High Attempts—21, Rich King at Wyoming (1-22-90).  
 Opponent High—18, by two players.

### Rebounds:

NU High—20, Derrick Chandler vs. Oklahoma (1-27-92).  
 Opponent High—19, Ronnie Morgan, North Texas (12-2-89).

### Assists:

NU High—13, Brian Carr vs. Missouri (1-28-87).  
 Opponent High—16; Sam Crawford, New Mexico State (NCAA, 3-19-93).

### Steals:

NU High—6, by two players.  
 Opponent High—7, Van Usher, Tennessee Tech (12-14-90).

### Blocked Shots:

NU High—8, Derrick Chandler, at Southern Utah (11-30-91).  
 Opponent High—6, by two players.


## THE NEE RECORD

	At Nebraska		At Ohio		Career	
	W-L	Pct.	W-L	Pct.	W-L	Pct.
In all games .....	126-93	.575	107-67	.615	233-160	.593
In home games .....	88-23	.793	61-14	.813	149-37	.801
In away games* .....	38-70	.352	46-53	.465	84-123	.406
In the NCAA Tournament .....	0-3	.000	1-2	.333	1-5	.167
In the NIT .....	5-2	.714	0-1	.000	5-3	.625
In overtime .....	8-1	.889	4-3	.571	12-4	.750
In one-point games .....	8-1	.889	6-1	.857	14-2	.875
In two-point games .....	12-7	.632	12-7	.632	24-14	.632
In three-point games .....	4-6	.400	3-4	.429	7-10	.412
In four-point games .....	7-1	.875	8-4	.667	15-5	.750
In five-point games .....	10-4	.714	11-6	.647	21-10	.677
In November .....	9-7	.563	5-4	.556	14-11	.560
In December .....	46-16	.742	21-19	.525	67-35	.657
In January .....	32-24	.571	36-19	.655	68-43	.613
In February .....	29-27	.518	35-16	.686	64-43	.598
In March .....	10-19	.345	10-9	.526	20-28	.417
Scoring 80 or more .....	75-22	.773	20-2	.909	95-24	.798
Scoring 79 or fewer .....	51-71	.418	87-65	.572	138-136	.504

\*Includes neutral site games.

# GARY BARGEN

Assistant Coach, Eighth Season



Gary Bargen is the dean of Coach Danny Nee's coaching staff, having joined the program in the spring of 1986 after eight years as head coach at Hutchinson (Kan.) Community College.

During his tenure at Hutchinson, his Dragon teams compiled a 199-56 (.780) record, including a 31-7 mark and a third-place finish in the NJCAA Tournament in 1985-86. A two-time Region VI Coach-of-the-Year selection, Bargen's Dragon teams won 22 or more games every season, won or shared six Jayhawk Conference titles and twice captured Region VI crowns.

Before going to Hutchinson, Bargen spent nine years as coach and athletic director at Southeast (Neb.) Community College-Fairbury (then known as Fairbury Junior College). He compiled a 140-68 (.673) record at Fairbury, where one of his players was present-day Kansas State Head Coach Dana Altman, and his teams twice captured conference titles. He also earned a pair of Nebraska Community College Conference Coach-of-the-Year awards.

A native of Hardy, Neb., Bargen, 51, compiled a 17-year junior college record of 339-124 (.732). He graduated from Hardy, Neb., High School in 1960, then received a bachelor's degree in physical education from Nebraska in 1964 and a master's degree in educational psychology from NU in 1968.

He was football, basketball and track coach at Alvo-Eagle (Neb.) High School in 1964-65 and 1965-66, then was basketball and track coach at DeWitt (Neb.) Tri-County High School for three years before moving on to Southeast Community College for the 1969-70 campaign.

Bargen is married to the former Nancy Sorensen of Hardy, Neb., and they are the parents of four children—daughters Chris, 27, and Kim, 23, and sons, Jed, 25, and Mike, 17.



# JIMMY WILLIAMS

Assistant Coach, Second Season



Jimmy Williams, the newest member of Coach Danny Nee's coaching staff, enters his second season with the Cornhuskers and his 21st as a Division I assistant coach.

Williams, who joined the Nebraska staff in August of 1992, came to Lincoln after spending three seasons on Coach Jim Brandenburg's San Diego State staff. Before joining the Aztec staff, Williams served one season (1988-89) as an assistant at the University of Tulsa under Coach J.D. Barnett. He helped the Golden Hurricane to a 17-11 record and a second-place finish in the Missouri Valley Conference.


Prior to his stints at San Diego State and Tulsa, Williams was an assistant at the University of Minnesota from the 1971-72 season through the 1985-86 campaign, first under Bill Musselman and later Jim Dutcher. During his 15-year tenure with the Golden Gophers, Minnesota won a pair of Big Ten titles, finished in the upper division of the rugged Big Ten nine times, made eight postseason tournament appearances and had a .500 or better overall record 12 times.

As an assistant at UM, Williams, 45, recruited and coached 18 student-athletes who went on to play in the National Basketball Association, nine of whom remain active today. Golden Gopher and NBA standouts who Williams personally recruited include Mychal Thompson, Ray Williams, Jim Petersen and Randy Breuer. While at Minnesota, Basketball Times rated him as one of the nation's top 15 recruiters.

A native of Havana, Fla., Williams graduated from Ashland (Ohio) College in 1969 with a bachelor of arts degree in education. He was a college division All-America basketball player for the Eagles and helped the school to the 1969 college division national title.

He spent a year and a half teaching and coaching in high schools in Ohio and Washington D.C., then joined the Golden Gopher staff in 1971 as an assistant coach/head freshman coach.


Williams has a nine-year-old daughter, Christina Marie.





# JEFF SMITH

Assistant Coach, Sixth Season




After spending the 1988-89 season as a graduate assistant under Coach Danny Nee, Jeff Smith was elevated to the part-time assistant position on the Cornhusker basketball staff in July, 1989.

Prior to joining Nee's Nebraska staff in April 1988, Smith spent five years coaching on the high school and collegiate ranks in Nebraska. After receiving a degree in education from Peru State (Neb.) College in 1983, he posted a 41-18 three-year record at Pawnee City (Neb.) High School.

He returned to Peru State as an assistant coach for the 1986-87 campaign, served as a volunteer assistant at his prep alma mater, Lincoln Southeast, in 1987-88, then joined Nee's staff a year later.

Smith was a four-year starter at point guard at Peru State, and also lettered twice in baseball. He was a three-sport standout in high school, and was the starting split end on current NU assistant and former Southeast football coach Frank Solich's state championship team and a starter on the Knights' state runner-up basketball team.

The 33-year-old Smith is married to the former Robin Nelson of Lincoln, and they are the parents of a daughter, Taylor, 7, and a son, Connor, 3.



# NU BASKETBALL SUPPORT STAFF



**ELLEN SHUTTS**  
COACH NEE'S  
SECRETARY

Ellen Shutts is in her seventh year as secretary to Coach Danny Nee, and her 14th at the University of Nebraska-Lincoln. Before moving into the basketball program, she served as secretary to UNL Student Union Food Service Director Ron Pushcar for seven years. Ellen and her husband, Rob, are the parents of a daughter Erin, 12, and a son, Ryan, 10.



**Jason Albers**  
Manager



**Wendy Brigham**  
Office Assistant



**Lucy Buntain**  
Success Unit



**KRIS STRAND**  
BASKETBALL  
SECRETARY

Kris Strand is in her first academic year as a full-time secretary in the men's basketball office. She replaced Doris Smisek in September. Strand, a Lincoln native, began working in the basketball office as an office assistant in May, 1990, and served in that capacity until being promoted to her present post. A 1992 graduate of the University of Lincoln with a Business Administration degree, Strand is single.



**Benji Greenberg**  
Manager



**Bernie Inbody**  
Manager



**Paul Koch**  
Strength Coach



**BILL JOHNSON**  
GRADUATE  
ADMINISTRATIVE  
ASSISTANT

Bill Johnson, a two-year letterwinner for Coach Danny Nee is in his first season as Nee's graduate administrative assistant. Johnson lettered in 1986-87 and 1988 after spending two seasons at Northeast Technical Community College in Norfolk, Neb. A native of Plainview, Neb., Johnson graduated from NU in 1988 with an educational degree in social science, and is currently pursuing a master's degree in athletic administration. Since his graduation, Johnson has taught social studies and coached basketball, golf and track at Omaha's Bryan High School. He is married to the former Barb McDermott of Grand Island.



**Dennis Leblanc**  
Interim Assistant A.D.,  
Academic Programs



**Blake Nelson**  
Manager



**Jack Nickolite**  
Associate Trainer,  
Physician's Assistant



**Dr. Jack Stark**  
Team Psychologist



**Jai Steadman**  
Graduate Assistant



**Jay Rine**  
Manager



**DR.  
GRAHAM  
SPANIER**

**CHANCELLOR**

Graham Spanier became the 17th Chancellor of the

University of Nebraska-Lincoln on November 1, 1991. He holds academic appointments as Professor of Human Development and the Family and Professor of Family Practice at the University of Nebraska Medical Center.

He came to this post after serving as Provost and Vice President for Academic Affairs at Oregon State University. His previous administrative posts included an appointment as Vice Provost for Undergraduate Studies at the State University of New York at Stony Brook and service in three administrative positions at The Pennsylvania State University.

He is a family sociologist, demographer and marriage and family therapist. He received his Ph.D. in Sociology from Northwestern University, where he was a Woodrow Wilson Fellow. He earned his bachelor's and master's degrees from Iowa State University, where he was named an outstanding alumnus.

The quality and stability of marriage has been the focus of his teaching, research and writing. He is an active writer and researcher with more than 100 scholarly publications, including 10 books. He has served as a consultant to the U.S. Bureau of the Census, the National Science Foundation, the National Academy of Sciences, and the National Institute of Mental Health. He was the founding editor of the Journal of Family Issues and has served as a reviewer on the editorial boards of 25 other journals.

He has been president of the National Council on Family Relations, has served as chairman of the American Sociological Association Family Section, is a clinical member and fellow of the American Association for Marriage and Family Therapy, and serves on the Board of Directors of the Christian Children's Fund. He received the James Moran Award for "significant contributions to knowledge of family relations and child development" from the American Home Economics Association.

His other interests include aviation and magic. He has a commercial pilot's license with an instrument rating, and he occasionally does magic shows for children. Spanier also hosts a bi-weekly call-in show on Lincoln radio station KFOR.

He is married to Sandra Whipple Spanier, an English professor and author specializing in 20th century American literature. They have a 12-year-old son, Brian, and a nine-year-old daughter, Hadley.

**UNIVERSITY OF NEBRASKA  
BOARD OF REGENTS AND  
ADMINISTRATION**



*Martin Massengale, Ph.D.  
President  
University of Nebraska*



*Robert M. Allen  
Hastings*



*Don S. Blank, D.D.S.  
McCook*



*Nancy Hoch  
Nebraska City*



*Nancy L. O'Brien, Ph. D.  
Waterloo*



*John Payne  
Kearney*




*Margaret Robinson  
Norfolk*



*Rosemary Skrupa, J.D.  
Omaha*



*Charles S. Wilson, M.D.  
Lincoln*




*Keith Benes  
UN-Lincoln  
Student Regent*



*Pamela Kohlmeier  
UN-Medical Center  
Student Regent*



*Jennifer Newhouse  
UN-Omaha  
Student Regent*



*Andy Stock  
UN-Kearney  
Student Regent*





## BILL BYRNE

ATHLETIC DIRECTOR

A new chapter in the Cornhuskers' rich athletic tradition began on June 26, 1992, when Bill Byrne was introduced as the person to succeed longtime Husker athletic director Bob Devaney. Byrne became the 10th athletic director in the history of Nebraska athletics, and just the third since 1962.

Byrne, an energetic 48-year-old, came to Nebraska from the University of Oregon where he was athletic director for eight years. Recently named to the College Football Association's Board of Directors, this is Byrne's second basketball season as the Huskers' athletic director.

He arrived in Lincoln on Nov. 1, 1992, took the reins of the athletic department on Jan. 4, 1993, and has been a tireless worker every step of the way. During his first year on the job, Byrne traveled with almost every Husker team on at least one road trip and traveled the state of Nebraska too, visiting with boosters and learning the needs and concerns of Husker fans everywhere.

During the transition year under Byrne, the athletic department never missed a beat. In fact, during the 1992-93 season, Nebraska:

- ✓ Won its 14th straight Big Eight Conference all-sports championship;
- ✓ Won seven conference championships (football, wrestling, men's gymnastics, men's swimming, women's indoor and outdoor track and volleyball);
- ✓ Finished in the upper division of the conference standings in 15 of 21 sports.

In addition to maintaining a high standard of excellence in the athletic arena, Byrne has successfully reorganized the department for the 21st century. Stressing more efficient use of resources, Byrne is in the process of completing a one-stop shopping type of organization so that the needs

of student-athletes, fans and contributors can be met as promptly as possible.

A member of the NCAA committee for athletic certification, Byrne is making an aggressive effort, along with other Big Eight Conference athletic directors, to place Nebraska and other conference officials on NCAA committees in an effort to better represent the views of Big Eight member institutions.

His plans for the future could lead to even more success for the Huskers. He has already announced plans to add a women's soccer team for the 1994-95 academic year, which will bump the Cornhuskers' league-leading sport sponsorship total to 22. An innovator in intercollegiate athletics, Byrne also plans to install new sound systems and scoreboards in virtually all of the Husker athletic facilities. Among his future plans is the possibility of renovating Memorial Stadium with a new press box, sky boxes, more concessions and comfortable facilities for disabled fans.

In conjunction with the rest of the UNL administration, Byrne has arranged to use the Husker football and basketball radio networks to promote causes and concerns which are important to the entire University community, including the University's increased role in research.

The continued success of the overall Nebraska program should come as no surprise considering Byrne's previous accomplishments. He went to Oregon in 1982 as associate athletic director and the top administrator for the Duck Athletic Fund. He immediately established fund-raising offices in Portland and Southern Oregon and established a full-time marketing and promotions operation, which blossomed to encompass the Oregon Sports Network for in-house production of the Ducks' athletic contests on radio and television on a state-wide basis.

He assumed the duties of director of athletics in late summer of 1984 as one of the youngest directors in Division I athletics. He served in that role from 1984 to November of 1992. During his eight-year tenure as athletic director, Oregon qualified for postseason competition in football, men's and women's basketball, volleyball, wrestling, softball, men's and women's cross country, men's and women's track and field, and men's golf. Meanwhile, the Ducks' overall budget soared to \$12.5 million in 1992 from \$5 million in 1984.

One of Byrne's most noted accomplishments at Oregon was the three-year construction project to build the \$11 million Casanova Athletic Center, the home of the Ducks' football team and athletic department offices. The \$19 million project, which

was completed in 1992, also included a new press box, sky suites, and a complete renovation of Autzen Stadium. The facility was financed through skybox and skysuite revenues, sale of sponsor seats and cash and gift-in-kind donations.

Respected by his peers, Byrne served as president of the National Association of Athletic Directors (NACDA) in the 1991-92 academic year and is in his fourth year on that organization's executive committee. He was also chairman of the Pacific-10 Conference executive committee and



was named national fund-raiser of the year by the National Athletic Fund-Raisers Association.

Born in Boston, Byrne grew up in Idaho and attended Idaho State University, where he served as student body president. He received his bachelor's and master's degrees in business at the Pocatello school in 1967 and 1971, respectively. Before going to Oregon in 1982, he was assistant athletic director at San Diego State University (1980-82), executive director for the University of New Mexico Lobo Club (1976-79) and director of alumni relations at Idaho State (1971-76).

Byrne, described by his peers as persistent, optimistic, enthusiastic and diligent, said his first priority at Nebraska would be to get to know Husker supporters both in and out of Nebraska. His goal as athletic director is, "to continue the high level of performance that Nebraska has enjoyed, while preparing the athletic program for the challenges of the 21st century."

A professional educator, Byrne's wife Marilyn served as a middle school principal in Oregon. She is completing coursework for a Ph.D. and is teaching at UNL. The Byrnes have two sons, Bill, who is employed by Visa in San Francisco, and Greg, a senior at Arizona State University.



## BOB DEVANEY

*ATHLETIC DIRECTOR EMERITUS*

When one talks about the success the University of Nebraska has enjoyed in intercollegiate athletics over the years, one name tops the list of persons responsible—Bob Devaney. On Jan. 4, 1993, Devaney stepped down as athletic director and turned the reins over to Bill Byrne. Now in his 32nd year with the athletic department, Devaney serves in the role of Athletic Director Emeritus and fund-raiser.

He arrived in 1962, charged with the mission of building a successful football program, and he succeeded far beyond anyone's expectations. During an 11-year stint as Husker football coach, Devaney's

teams won 101, lost only 20 and tied two for a winning percentage of .829. His career mark of 136-30-7 for .806 ranked him as the nation's winningest coach at the time of his retirement in 1973. Devaney's teams won eight Big Eight titles and two national championships during the 1962-72 span, with his teams going to nine bowl games. He twice won four consecutive Big Eight titles.

Devaney's 1971 team, which posted a 13-0 record and twice played for the national championship (beating Oklahoma, 35-31, in the "Game of Century," and Alabama, 38-6, in the Orange Bowl), has been hailed as the best college team of all time. Bob was inducted into the National Football Foundation's Hall of Fame in 1981.

He took over as the Huskers' athletic director in 1967, and brought the same success he enjoyed as football coach to the overall Cornhusker athletic program. Under his leadership, Nebraska annually set the pace in the Big Eight all-sports race with solid entries in all men's and women's sports.

Under Devaney's guidance, Memorial Stadium was enlarged, artificial turf has been installed and replaced four times, a stadium office building was constructed and sports facilities such as the Cook Pavillion indoor workout facility, Otto and Gladys Baumann Baseball Complex, Buck Beltzer Stadium, Ed Weir Track and the women's softball stadium have come into being.

It was Devaney's leadership, working in conjunction with the Nebraska Legislature, that resulted in the passage of a special cigarette tax to provide funds for a new athletic complex, the beautiful basketball arena-indoor track-swimming and sports building which opened on the State Fair Grounds in 1976. University of Nebraska Regents recognized Devaney's contributions to that four-and-a-half acre structure by naming it the Bob Devaney Sports Center in 1978.

Devaney received many other honors during his coaching career. He was named coach-of-the-year by the Walter Camp Foundation, the Football Writers of America, Football News and the Washington Touchdown Club in 1971, and he was tabbed to coach in numerous all-star games such as the Hula Bowl, Coaches All-America, Blue-Gray and Shrine Bowl East-West games. He also coached the College All-Stars against the Dallas Cowboys in the 1972 Chicago game.

A 1939 graduate of Alma (Mich.) College, Devaney served as a high school coach at Big Beaver, Keego Harbor, Saginaw and Alpena in Michigan before joining Biggie Munn and Duffy Daugherty at Michigan State. In 1957, he became head coach at Wyoming where his teams posted a 35-10-5 five-year record.

Devaney is married to the former Phyllis Wiley. They have a son, Mike, and a daughter, Pat, both graduates of the University of Michigan. Bob and Phyllis also have two grandchildren.



*Devaney with the 1991 Ameritas Classic All-Tournament Team*

# THE UNIVERSITY OF NEBRASKA ATHLETIC STAFF



*Glen Abbott  
Equipment Manager*



*Dr. Mike Adams  
Team Physician*



*Dr. Lonnie Albers  
Director of Athletic  
Medicine*



*Mike Arthur  
Assistant Strength Coach*



*Bryan Bailey  
Assistant Strength Coach*



*Cindy Bell  
Ticket Manager*



*Orval Borgialli  
Devaney Center Coordinator*



*Don Bryant  
Associate A.D.,  
Public Relations*



*Craig Busboom  
Accounting Manager*



*Dr. Pat Clare  
Chief Orthopedist/  
Team Physician*



*Kevin Coleman  
Graduate Assistant  
Strength Coach*



*Heidi Cuca  
Marketing Coordinator*



*Dr. Robert Dugas  
Orthopedist*



*Boyd Epley  
Strength Coach*



*Dave Finn  
Video Coordinator*



*Gary Fouraker  
Assistant AD/  
Business & Finance*



*Dr. Samuel Fuenning  
Director of Athletic  
Medical Research*



*Julie Gallagher  
Nutritional Consultant*



*Randy Gobel  
Assistant  
Strength Coach*



*Tom Heiser  
Orthopedist/  
Team Physician*



*Dr. Barbara Hibner  
Associate A.D., Senior  
Women's Administrator*



*Butch Hug  
Events Manager*



*Jon Jost  
Assistant  
Strength Coach*



*Norma Knobel  
Administrative  
Services Manager*



*Trina Kudlacek  
Academic Counselor*



# THE UNIVERSITY OF NEBRASKA ATHLETIC STAFF



**Roland "Duke" LaRue**  
Assistant Trainer,  
Physical Therapist



**Jerry Lott**  
Devaney Center  
Superintendent



**John Melton**  
Athletic Fund-Raiser



**Dr. James O'Hanlon**  
Institutional  
Representative



**Tom Osborne**  
Assistant AD/  
Head Football Coach



**Doak Ostergard**  
Assistant Trainer




**Al Papik**  
Senior Associate A.D./  
Compliance



**Chris Peterson**  
Associate A.D.,  
External Operations



**Jack Pierce**  
Athletic Fund-Raiser



**Dr. Matt Reckmeyer**  
Orthopedist



**Lori Rupp**  
Assistant to the Director  
of Athletic Development



**Jeff Schmahl**  
Video Production  
Specialist



**Joe Selig**  
Assistant A.D.,  
Facilities & Events



**Bill Shepard**  
Grounds Manager



**George Sullivan**  
Assistant A.D.,  
Athletic Medicine



**Curt Thompson**  
Assistant Strength Coach



**Sonya Varnell**  
Coordinator of Athletic &  
Academic Enrichment



**Jerry Weber**  
Associate Trainer/  
Physical Therapist



**Mel Worster**  
Devaney Center  
Equipment Manager



**Keith Zimmer**  
Interim Assistant Director  
of Academic Programs

# BIG EIGHT BASKETBALL: THE NATION'S BEST

Every player wants the chance to play the best and when it comes to college basketball, the Big Eight Conference is the Big Time. From the lights of ESPN's Big Monday through March Madness otherwise known as the NCAA Tournament, the Big Eight commands the nation's respect.

Long recognized as one of the nation's top all-around intercollegiate athletic conferences, the last decade has seen the Big Eight grow into one of the nation's most powerful and respected basketball leagues. Consider that ...

✓ Two Big Eight teams were ranked in the final Associated Press Top 25 last season--Kansas was No. 9 and Oklahoma State was No. 23. Nebraska, Kansas State, Iowa State and Missouri received votes.

✓ For the second-consecutive season, the Big Eight landed a league-record six teams in the NCAA Tournament. Nebraska, Kansas, Iowa State, Kansas State, Missouri and Oklahoma State earned NCAA invites, while Oklahoma landed an NIT berth. The six NCAA qualifiers were matched only by the Atlantic Coast Conference for the high among conferences, and the Big Eight was the only conference to have all but one of its members in postseason play. The 1992-93 campaign marked the ninth-straight season that the Big Eight sent at least five teams into postseason play. The Big Eight ranks fourth among all Division I conferences in both NCAA Tournament victories and Final Four appearances.

✓ The seven Big Eight teams which earned postseason tournament invites all posted .500 or better records, while six were above .625. In league action, six teams posted records of .500 or better. It was only the third time in 35 seasons since the league expanded to eight teams that six schools had 7-7 or better conference records. Five of those seven teams won 20 or more games, including Nebraska.

✓ The Big Eight has produced 22 first-round NBA draft picks since 1980, 15 of which have come in the last five seasons. Nebraska's Rich King was one of five 1991 Big Eight first-rounders, as the Seattle SuperSonics took him with the 14th pick of the draft. In 1988, the Big Eight's entire first-team all-conference unit was tabbed in the first round of the NBA draft.

✓ Some 12 million fans flocked through Big Eight arena turnstiles in the 1980s and the pace hasn't slowed down much since then. In 1992-93, the Big Eight had its third-best year ever



Carl James



Prentice Gault



John Erickson



Tim Allen



Jeff Bollig

at the gate, as 1,345,278 fans attended league games, for an average of 10,677 per game. It was the fifth-consecutive year that the Big Eight drew at least 1.3 million. The Big Eight ranked third nationally in per-game average and four schools, including Nebraska, ranked in the top 24 in per-game attendance average. NU was 23rd with its record-average of 13,357.


✓ The Big Eight is one of three conferences to have had two of its teams meet in the NCAA championship game. In 1988, Kansas and Oklahoma played for the national title at Kansas City, Mo., the home of the conference office, and the Jayhawks scored an 83-79 victory.

But, success in hoops is nothing new to the Big Eight, as its list of basketball alumni reads like a who's who of the sport. Dr. James Naismith, the game's inventor, once coached at Kansas, and players like Wilt Chamberlain, Jo Jo White, Scott Wedman, Alvan Adams, Steve Stipanovich, Jeff Hornacek, Danny Manning, Wayman Tisdale, Harvey Grant, Jeff Grayer, Mitch Richmond and the Huskers' Dave Hoppen and Rich King, all called the Big Eight home.


The Big Eight Conference, America's oldest such organization composed solely of state institutions, is headed by 13-year Commissioner Carl James, and his staff includes some of the finest professionals in intercollegiate athletics today. Dr. Prentice

Gault is in his 15th year with the conference and was elevated to associate commissioner in 1983.

Tim Allen, service bureau director from 1983-89, was promoted to assistant commissioner in 1990, replacing veteran conference staff member Bill Hancock, who moved on to the NCAA as director of the men's Division I basketball tournament. Former Wisconsin basketball coach John Erickson, in his sixth year with the league, is assistant commissioner in charge of basketball operations. Jeff Bollig serves as the league's service bureau director and he is assisted by Chris Thiesen and Michelle Strang.



Kemper Arena is the annual site of the Phillips 66 Big Eight Conference Tournament.



Opponents

# Non-League Opponents



# GAME #1--TEXAS-SAN ANTONIO ROADRUNNERS

7:05 P.M. (CST) -- SATURDAY, NOVEMBER 27, 1993 -- BOB DEVANEY SPORTS CENTER (14,302) -- LINCOLN, NEB.

## GENERAL INFORMATION

**Location:** San Antonio, Texas  
**Enrollment:** 16,500  
**Founded:** 1969  
**Nickname:** Roadrunners  
**Colors:** Orange, Blue & White  
**Conference:** Southland  
**Home Arena:** UTSA Convocation Center (5,100)  
**President:** Dr. Samuel Kirkpatrick  
**Athletic Director:** Bobby Thompson



## COACHING STAFF

**Head Coach:** Stu Starner (Minnesota-Morris, 1965)  
**Career Record:** 167-125, 10 seasons  
**Record at UTSA:** 57-30, three seasons  
**Starner vs. NU:** 0-2  
**Basketball Office Phone:** 210-691-4162  
**Best time to reach Starner:** 9 a.m.-Noon  
**Assistant Coaches:** Mark Olberding (Texas-San Antonio, 1991), Jim Sampson (Wartburg, 1981), Jeremy Cox (Mesa State, 1991)  
**Basketball Trainer:** Jerry Greeson

## ROADRUNNER OUTLOOK

**1992-93 Record:** 15-14, 10-8 in Southland, third  
**Final 1993 National Ranking:** None  
**1993 Postseason Play:** None  
**Lettermen Returning/Lost:** 6/5  
**Starters Returning:** 2, F Rodney Smith, G Tim Glover

<u>Top Returnees</u>	<u>Pos.</u>	<u>Ht.</u>	<u>Wt.</u>	<u>Yr.</u>	<u>Pts.</u>	<u>Reb.</u>
Rodney Smith	F	6-4	205	Sr.	11.4	5.3
Afis Olajuwon	G/F	6-4	190	Sr.	9.8	4.6
Tim Glover	G	6-0	190	Sr.	8.3	2.4
Tom Oswald	C	6-9	200	So.	3.4	2.3
Thaddeus Wordlaw	G	5-10	185	So.	2.3	1.1

<u>Top Newcomers</u>	<u>Pos.</u>	<u>Ht.</u>	<u>Wt.</u>	<u>Yr.</u>	<u>Pts.</u>	<u>Reb.</u>
Darren Webber	F	6-6	210	Fr.	17.0	9.3
Michael King	F	6-6	220	So.	15.0	10.6
Danny McMillan	G	6-4	220	Jr.	DNP	DNP

<u>Key Losses</u>	<u>Pos.</u>	<u>Ht.</u>	<u>Wt.</u>	<u>Pts.</u>	<u>Reb.</u>
Rob Wallace	F	6-7	210	13.4	5.1
Mike Ferguson	C	6-7	220	13.0	5.1
Mike Green	G	6-4	190	12.2	3.7

## SCHEDULE

**November:** 16-Latvian National Team (exh.); 20-Fort Hood (exh.); 27-at Nebraska.

**December:** 1-Grambling; 7-at Grambling; 9-Texas A&I; 11-Angelo State; 20-at Memphis State; 28-at Northwestern (La.) State; 30-at Northeast Louisiana.

**January:** 5-Texas; 8-Southwest Texas State; 14-Stephen F. Austin; 16-Sam Houston State; 20-at McNeese State; 22-at Nicholls State; 27-Texas-Arlington; 29-North Texas.

**February:** 2-Houston; 5-at Southwest Texas State; 7-Northeast Louisiana; 10-at Sam Houston State; 12-at Stephen F. Austin; 17-Nicholls State; 19-McNeese State; 24-at North Texas; 26-at Texas-Arlington; 28-Northwestern (La.) State.

**March:** 4-6-Southland Conference Tournament, Site TBA.



Stu Starner  
Head Coach



Rodney Smith  
Forward

## SPORTS INFORMATION

**SID Contact:** Rick Nixon  
**Office Phone:** 210-691-4551  
**Home Phone:** 210-829-5247  
**SID FAX Number:** 210-691-4569  
**Press Row Phone:** 210-691-4566  
**SID Mailing Address:** Athletic Department, 6900 Loop 1604 West, San Antonio, Texas, 78297

## KEY MEDIA CONTACTS

### LOCAL BEAT WRITER

Jerry Briggs, San Antonio Express News,  
Box 2171, San Antonio, Texas, 78927

### RADIO NETWORK

**Play-by-Play Announcer:** Russell Scott  
**Color:** Rick Nixon  
**Flagship Station/Address:** KTSA, Box 18128, San Antonio, Texas, 78218  
**Phone:** 210-599-5500

## HUSKER-ROADRUNNER NOTES

✓ This is the first meeting between the Cornhuskers and Roadrunners.

✓ Nebraska is 7-0 vs. current members of the Southland Conference, most-recently handing Texas-Arlington a 116-95 loss in Lincoln last season.

✓ Texas-San Antonio is shooting for its third conference regular-season championship in the last four years.

✓ The Roadrunners have averaged 19.8 wins over the last four years, including back-to-back 20-win seasons in 1991 and 1992.

## SERIES SCORES

First meeting.

# GAME #2--TEXAS LONGHORNS

7:05 P.M. (CST) -- PRIME -- SUNDAY, NOVEMBER 28, 1993 -- BOB DEVANEY SPORTS CENTER (14,302) -- LINCOLN, NEB.

## GENERAL INFORMATION

Location: Austin, Texas  
 Enrollment: 49,253  
 Founded: 1883  
 Nickname: Longhorns  
 Colors: Burnt Orange & White  
 Conference: Southwest  
 Home Arena: Frank Erwin Special Events Center (16,231)  
 President: Dr. Robert Berdahl  
 Athletic Director: DeLoss Dodds



## COACHING STAFF

Head Coach: Tom Penders (Connecticut, 1967)  
 Career Record: 376-265, 22 seasons  
 Record at UT: 106-56, five seasons  
 Penders vs. NU: 0-0  
 Basketball Office Phone: 512-471-5816  
 Best time to reach Penders: weekdays, after 10 a.m.  
 Assistant Coaches: Eddie Oran (Francis Marion, 1973); Vic Trilli (Midwestern State, 1976); Melvin Haralson (Auburn, 1989)  
 Basketball Trainer: Scott Jones

## LONGHORN OUTLOOK

1992-93 Record: 11-17, 4-10 in Southwest, seventh  
 Final 1993 National Ranking: None  
 1993 Postseason Play: None  
 Lettermen Returning/Lost: 10/3  
 Starters Returning: 4, G B.J. Tyler, G Terrence Rencher, F Gerrald Houston, C Albert Burditt

Top Returnees	Pos.	Ht.	Wt.	Yr.	Pts.	Reb.
Terrence Rencher	G	6-3	180	Jr.	19.1	5.0
B.J. Tyler	G	6-1	175	Sr.	17.3	3.8
Albert Burditt	C	6-8	230	Sr.	14.9	14.1
Tony Watson	G	6-3	175	Sr.	11.8	4.6

Top Newcomers	Pos.	Ht.	Wt.	Yr.	Pts.	Reb.
Roderick Anderson	G	5-10	165	Jr.	26.2	3.5
Rich McIver	C	6-9	245	Jr.	1.8	1.5

Key Losses	Pos.	Ht.	Wt.	Pts.	Reb.
Mike Richardson	G/F	6-3	195	20.2	6.2
Al Segova	F	6-7	215	2.9	2.0
Corey Lockridge	C/F	6-10	200	1.4	2.3

## SCHEDULE

November: 17--Fort Hood (exh.); 20-Russian National Team (exh.); 26-at Louisiana State; 28-at Nebraska.

December: 1-at Stephen F. Austin; 4-Florida; 15-at Connecticut; 21-23-at Maui Classic, Lahina, Hawaii (Kentucky, Arizona, Boston College, Chaminade, Notre Dame, Ohio State, Tennessee Tech); 27--Oklahoma; 29-Utah.

January: 2-at Illinois; 5-at Texas-San Antonio; 12-at Texas A&M; 15-Southern Methodist; 19-at Baylor; 21-Texas Tech; 23-Georgia; 29-at Houston.

February: 1-Rice; 5-Texas Christian; 9-at Southern Methodist; 12-Texas A&M; 15-Baylor; 20-at Texas Tech; 21-Lamar; 26-Houston; 28-Oral Roberts.

March: 2-at Rice; 5-at Texas Christian; 10-12-at Southwest Conference Tournament, Dallas, Texas.



Tom Penders  
Head Coach



Terrence Rencher  
Forward

## SPORTS INFORMATION

SID Contact: Dave Saba  
 Office Phone: 512-471-7437  
 Home Phone: 512-450-1235  
 SID FAX Number: 512-471-6040  
 Press Row Phone: 512-471-4246  
 SID Mailing Address: UT Sports Information, P.O. Box 7399, Austin, Texas, 78713

## KEY MEDIA CONTACTS

### LOCAL BEAT WRITER

Mark Rosner, Austin-American Statesman,  
 P.O. Box 670, Austin, Texas, 78767

### RADIO NETWORK

Play-by-Play Announcer: Bill Schoening  
 Color: Craig Way  
 Flagship Station/Address: Longhorn Radio Network, Host Communications, 1120 Cap. of Texas So. Bldg., STE 206 Austin, Texas, 78746  
 Phone: 512-328-8282

## HUSKER-LONGHORN NOTES

✓ This is the first meeting between the Cornhuskers and Longhorns since Texas posted a 67-48 victory over NU at Austin in the second round of the 1978 NIT. The Longhorns went on to win the NIT championship.

✓ Nebraska won the only meeting between the schools in Lincoln, as it posted a 75-64 decision at the Coliseum in 1965.

✓ The Huskers are 19-17 all-time vs. the Southwest Conference (includes 2-5 mark vs. Arkansas).

✓ Under Tom Penders, Texas has averaged 21.2 wins per season and 89.8 points per game and has made four trips to the NCAA Tournament.

## SERIES SCORES

Texas leads, 2-1.

Season	Site	W/L	NU	UT
1964-65	A	L	73	77
1965-66	H	W	75	64
1977-78*	A	L	47	68

In Lincoln: Nebraska leads, 1-0.

In BDSC: First meeting.

In Austin: Texas leads, 2-1.

In Erwin Center: Texas leads, 1-0.

\*National Invitation Tournament.

# GAME #3--APPALACHIAN STATE MOUNTAINEERS

6 P.M. (CST) -- WEDNESDAY, DECEMBER 1, 1993 -- VARSITY GYM (8,000) -- BOONE, N.C.

## GENERAL INFORMATION

**Location:** Boone, N.C.  
**Enrollment:** 12,000  
**Founded:** 1899  
**Nickname:** Mountaineers  
**Colors:** Black & Gold  
**Conference:** Southern  
**Home Arena:** Varsity Gym (8,000)  
**Chancellor:** Dr. Francis T. Borkowski  
**Athletic Director:** Roachel Laney



## COACHING STAFF

**Head Coach:** Tom Apke (Creighton, 1965)  
**Career Record:** 295-241, 18 seasons  
**Record at ASU:** 106-96, seven seasons  
**Apke vs. NU:** 5-9  
**Basketball Office Phone:** 704-262-3080  
**Best time to reach Apke:** mornings  
**Assistant Coaches:** George Morrow (Creighton, 1981); Todd Sandstedt (Colorado, 1988); Mike Craft (Wingate, 1990)  
**Basketball Trainer:** Bryant Rose

## MOUNTAINEER OUTLOOK

**1992-93 Record:** 13-15 overall, 8-10 in Southern Conference, sixth  
**Final 1993 National Ranking:** None  
**1993 Postseason Play:** None  
**Lettermen Returning/Lost:** 7/2  
**Starters Returning:** 4 F Chad McClendon, G Jeff Williams, F Ricky Nedd, G Brian Hege

<u>Top Returnees</u>	<u>Pos.</u>	<u>Ht.</u>	<u>Wt.</u>	<u>Yr.</u>	<u>Pts.</u>	<u>Reb.</u>
Chad McClendon	F	6-7	200	Jr.	13.1	8.4
Jeff Williams	G	6-2	175	Sr.	10.1	3.9
William Cook	G	6-0	185	Jr.	8.8	1.9
Brian Hege	G	6-3	180	So.	8.3	1.6
Ricky Nedd	F	6-7	200	Sr.	6.8	5.8
Nod Carter	F	6-6	180	So.	4.7	2.3

<u>Top Newcomers</u>	<u>Pos.</u>	<u>Ht.</u>	<u>Wt.</u>	<u>Yr.</u>	<u>Pts.</u>	<u>Reb.</u>
Chayim Cunningham	G/F	6-7	185	Fr.	12.4	6.0
Junior Braswell	G	6-1	165	Fr.	16.5	4.6
Jeremy Blocker	C	6-9	285	Fr.	13.0	12.0

<u>Key Loss</u>	<u>Pos.</u>	<u>Ht.</u>	<u>Wt.</u>	<u>Pts.</u>	<u>Reb.</u>
Billy Ross	G	6-6	220	24.4	5.8

## SCHEDULE

**November:** 17-Sparta Club (exh.); 23-Crossfires (exh.); 26-at North Carolina-Wilmington.

**December:** 1-Nebraska; 4-North Carolina-Charlotte; 6-Tennessee Tech; 11-Wingate; 19-at Wake Forest; 22-at East Carolina.

**January:** 4-at Marshall; 8-Georgia Southern; 10-The Citadel; 12-at Virginia Military; 15-at Furman; 17-at Davidson; 20-Tennessee-Chattanooga; 22-East Tennessee State; 24-at Clemson; 26-Western Carolina; 29-Virginia Military; 31-Marshall.

**February:** 5-at Western Carolina; 7-at Tennessee-Chattanooga; 12-at The Citadel; 14-at Georgia Southern; 17-Furman; 19-Davidson; 26-at East Tennessee State.

**March:** 3-6-at Southern Conference Tournament, Asheville, N.C.



Tom Apke  
Head Coach



Chad McClendon  
Forward

## SPORTS INFORMATION

**SID Contact:** Rick Covington  
**Office Phone:** 704-262-2268  
**Home Phone:** 704-262-5480  
**SID FAX Phone:** 704-262-6106  
**Press Row Phone:** 704-262-3172  
**Mailing Address:** Second Floor, Broome-Kirk Gymnasium, Boone, N.C., 28608

## KEY MEDIA CONTACTS

### LOCAL BEAT WRITER

Tommy Bowman, Winston-Salem Journal,  
416 North Marshall Street, Winston-Salem, N.C., 27101

### RADIO NETWORK

**Play-by-Play Announcer:** Brian Estridge  
**Color:** David Ozmore  
**Flagship Station/Address:** Appalachian State Sports Network, Broome-Kirk Gymnasium, Boone, N.C., 28608  
**Phone:** 704-262-2018

## HUSKER-MOUNTAINEER NOTES

✓ Nebraska won last year's meeting in Lincoln, 93-83, and owns an all-time record of 6-1 vs. the Southern Conference.

✓ The teams will conclude the two-for-one series in Lincoln on Dec. 31, 1994.

✓ Appalachian State Coach Tom Apke ranks as the winningest coach in Creighton basketball history with a record of 130-64. Apke also coached at Colorado before moving on to Appalachian State.

✓ Husker guard Jamar Johnson scored a career-high 26 points against the Mountaineers last year in Lincoln.

✓ This will mark Nebraska's third appearance in the state of North Carolina and its first since a 67-59 loss to Western Kentucky in the first round of the 1986 NCAA Tournament at Charlotte.

## SERIES SCORES

Nebraska leads, 1-0.

<u>Season</u>	<u>Site</u>	<u>W/L</u>	<u>NU</u>	<u>ASU</u>
1992-93	H	W	93	83

**In Lincoln:** Nebraska leads, 1-0.

**At BDSC:** Nebraska leads, 1-0.

**In Boone:** First meeting.

**At Varsity Gym:** First meeting.



# GAME #4 -- OHIO BOBCATS

6:30 P.M. (CST) -- FRIDAY, DECEMBER 3, 1993 -- BOB DEVANEY SPORTS CENTER (14,302) -- AMERITAS CLASSIC -- LINCOLN, NEB.

## GENERAL INFORMATION

Location: Athens, Ohio  
 Enrollment: 18,500  
 Founded: 1804  
 Nickname: Bobcats  
 Colors: Kelly Green & White  
 Conference: Mid-American  
 Home Arena: Convocation Center (13,000)  
 President: Dr. Charles J. Ping  
 Athletic Director: Harold McElhaney



## COACHING STAFF

Head Coach: Larry Hunter (Ohio, 1971)  
 Career Record: 365-127, 17 seasons  
 Record at OU: 60-51, four seasons  
 Hunter vs. NU: 0-0  
 Basketball Office Phone: 614-593-1170  
 Best time to reach Hunter: weekdays, 10 a.m.-noon  
 Assistant Coaches: Michael Elfers (Wittenberg, 1985); Jayson Gee (Charleston, 1988)  
 Basketball Trainer: Skip Vosler

## BOBCAT OUTLOOK

1992-93 Record: 14-13, 11-7 in Mid-American, fourth  
 Final 1993 National Ranking: None  
 1993 Postseason Play: None  
 Lettermen Returning/Lost: 10/3  
 Starters Returning: 4, F Gary Trent, G Gus Johnson, G Chad Estis, C Jason Terry

<u>Top Returnees</u>	<u>Pos.</u>	<u>Ht.</u>	<u>Wt.</u>	<u>Yr.</u>	<u>Pts.</u>	<u>Reb.</u>
Gary Trent	F	6-7	215	So.	19.0	9.3
Gus Johnson	G	6-0	168	So.	9.9	2.2
Chad Estis	G	6-0	170	Sr.	9.0	2.4
Jeff Boals	F	6-7	225	Sr.	7.5	4.5
Jason Terry	C	7-2	212	So.	4.6	1.9

<u>Top Newcomers</u>	<u>Pos.</u>	<u>Ht.</u>	<u>Wt.</u>	<u>Yr.</u>	<u>Pts.</u>	<u>Reb.</u>
Geno Ford	G	5-9	151	Fr.	35.4	2.5
Curtis Simmons	G/F	6-5	212	Fr.	27.0	8.0

<u>Key Losses</u>	<u>Pos.</u>	<u>Ht.</u>	<u>Wt.</u>	<u>Pts.</u>	<u>Reb.</u>
Steve Ehretzman	F	6-6	205	6.7	2.4
Chad Gill	F	6-6	190	2.5	1.1

## SCHEDULE

November: 24-Athletes in Action (exh.); 27-Foreign Exhibition; 30-Ohio Dominican.

December: 3-4-Ameritas Classic, at Lincoln, Neb. (Nebraska, Navy, Portland); 11-Robert Morris; 14-at Duquesne; 18-at West Virginia; 20-Youngstown State; 22-at Wright State; 28-30-Big Island Invitation, at Hilo, Hawaii (Chaminade, LaSalle, Connecticut, Hawaii-Hilo, Texas-Arlington, Tennessee Tech, Creighton).

January: 5-at Ball State; 8-Miami (Ohio); 12-at Western Michigan; 15-Akron; 19-Central Michigan; 22-at Bowling Green; 26-Eastern Michigan; 29-at Toledo.

February: 2-Kent; 5-at Miami (Ohio); 9-Western Michigan; 12-at Akron; 16-at Central Michigan; 19-Bowling Green; 23-at Eastern Michigan; 26-Toledo.

March: 2-at Kent; 5-Ball State; 8& 10-12-Mid-American Conference Tournament, at Columbus, Ohio.



Larry Hunter  
Head Coach



Jeff Boals  
Forward

## SPORTS INFORMATION

SID Contact: Glenn Coble  
 Office Phone: 614-593-1298  
 Home Phone: 614-592-1476  
 SID FAX Phone: 614-593-2420  
 Press Row Phone: 614-593-2420  
 Mailing Address: 105 Convocation Center, Athens, Ohio, 45701

## KEY MEDIA CONTACTS

### LOCAL BEAT WRITER

Rob Demovsky, Athens Messenger,  
 P.O. Box 543, Athens, Ohio, 45701

### RADIO NETWORK

Play-by-Play Announcer: Dick Schorr  
 Color: Lenny Eliason  
 Flagship Station/Address: WATH/WXTQ, 300 North Columbus, Ohio, 45701  
 Phone: 614-593-6651

## HUSKER-BOBCAT NOTES

✓ Nebraska Coach Danny Nee posted a 107-67 record in six seasons at Ohio U., before moving to Lincoln. He will be inducted into the school's athletic hall of fame in February.

✓ This will be the first meeting between the schools since an 81-64 Husker win in Lincoln during the 1961-62 season.

✓ Nebraska is 8-2 all-time vs. the Mid-American Conference, including last year's 85-61 victory over Kent in the first round of the Ameritas Classic. This is the fourth time a team from the Mid-American Conference has played in the Ameritas Classic, and two of the first three teams advanced to the title game.

✓ Nebraska is 6-0 in the first round of the Ameritas Classic, 5-1 in the title game. The Huskers have won five straight Classic crowns since a 72-63 loss to Ohio State in 1987.

## SERIES SCORES

Nebraska leads, 2-0.

<u>Season</u>	<u>Site</u>	<u>W/L</u>	<u>NU</u>	<u>OU</u>
1957-58	H	W	61	53
1961-62	H	W	81	64

In Lincoln: Nebraska leads, 2-0.

In BDSC: First meeting.

In Athens: 0-0.

# GAME #5--NAVY MIDSHIPMEN

TBA -- SATURDAY, DECEMBER 4, 1993 -- BOB DEVANEY SPORTS CENTER (14,302) -- AMERITAS CLASSIC -- LINCOLN, NEB.

## GENERAL INFORMATION

Location: Annapolis, Md.  
 Enrollment: 4,200  
 Founded: 1845  
 Nickname: Midshipmen  
 Colors: Navy Blue & Gold  
 Conference: Patriot League  
 Home Arena: Alumni Hall (5,710)  
 Superintendent: RADM Thomas C. Lynch, USN  
 Athletic Director: Jack Lengyel



Don DeVoe  
Head Coach



Jim Hamilton  
Guard

## COACHING STAFF

Head Coach: Don DeVoe (Ohio State, 1964)  
 Career Record: 336-247, 20 seasons  
 Record at Navy: 8-19, one season  
 DeVoe vs. NU: 0-0  
 Basketball Office Phone: 410-267-3685  
 Best time to reach DeVoe: mornings  
 Assistant Coaches: Emmett Davis (St. Lawrence, 1981); Doug Wojcik (Navy, 1987); ENS Fred Quartlebaum, USN (Fordham, 1989); Ken Peterson (Iona, 1990)  
 Basketball Trainer: Loren Shipley

## MIDSHIPMEN OUTLOOK

1992-93 Record: 8-19, 5-9 in Patriot League, fifth  
 Final 1993 National Ranking: None  
 1993 Postseason Play: None  
 Lettermen Returning/Lost: 10/3  
 Starters Returning: 4 F Wes Cooper, F James Norris, G Victor Mickel, G Billy Butler

<u>Top Returnees</u>	<u>Pos.</u>	<u>Ht.</u>	<u>Wt.</u>	<u>Yr.</u>	<u>Pts.</u>	<u>Reb.</u>
Wes Cooper	F	6-5	210	Jr.	10.2	5.7
James Norris	F	6-7	220	So.	6.7	4.3
James Hamilton	G	6-3	185	Sr.	6.6	2.1
Victor Mickel	G	6-3	185	Sr.	6.3	3.4
Larry Green	C	6-7	210	Jr.	6.0	3.9

<u>Top Newcomers</u>	<u>Pos.</u>	<u>Ht.</u>	<u>Wt.</u>	<u>Yr.</u>	<u>Pts.</u>	<u>Reb.</u>
Sylvester Joseph	F	6-3	220	Fr.	18.8	9.4
Scott Holden	G	6-2	175	Fr.	13.0	11.0
Brian Walker	G	5-7	170	Fr.	13.0	6.0

<u>Key Losses</u>	<u>Pos.</u>	<u>Ht.</u>	<u>Wt.</u>	<u>Pts.</u>	<u>Reb.</u>
Chuck Robinson	F	6-5	175	10.3	5.1
Michael Burd	G	6-2	170	5.6	1.0
John Haase	F	6-4	175	5.4	1.8

## SCHEDULE

November: 17-Court Authority (ex.); 23-Vienna Basket Flyers (ex.); 27-Air Force.

December: 1-St. Bonaventure; 3-4-at Ameritas Classic, Lincoln, Neb. (Nebraska, Portland, Ohio); 6-at Air Force; 11-Maryland Eastern Shore; 22-Gettysburg; 28-at Florida International; 30-at Florida Atlantic.

January: 3-at William & Mary; 8-at Army; 10-at Loyola (Md.); 12-Lehigh; 15-Colgate; 17-Brown; 19-at Lafayette; 22-at Bucknell; 26-Holy Cross; 29-at Fordham.

February: 2-Army; 5-at Lehigh; 9-at Colgate; 12-Lafayette; 16-Bucknell; 19-at Holy Cross; 26-Fordham.

March: 4-6-at Patriot League Tournament, TBA.

## SPORTS INFORMATION

SID Contact: Scott Strasemeier  
 Office Phone: 410-268-6226  
 Home Phone: 410-263-5836  
 SID FAX Phone: 410-269-6779  
 Press Row Phone: 410-263-3929  
 Mailing Address: Ricketts Hall, 566 Brownson Road, Annapolis, Md., 21402-5040

## KEY MEDIA CONTACTS

LOCAL BEAT WRITER  
 Joe Gross, The Capital,  
 P.O. Box 911, Annapolis, Md., 21401

RADIO NETWORK  
 Play-by-Play Announcer: TBA  
 Color: TBA  
 Flagship Station/Address: WNAV, 236 Admiral Drive, Annapolis, Md., 21401  
 Phone: 410-263-1430

## HUSKER-MIDSHIPMEN NOTES

- ✓ Nebraska and Navy have never met on the hardwood.
- ✓ Navy is the second Patriot League institution to appear in the Ameritas Classic. Lehigh, led by Daren Queenan, finished third in the 1987 Ameritas Classic.
- ✓ Navy is 0-2 all-time vs. the Big Eight Conference.

## SERIES SCORES

First meeting.

# GAME #5 -- PORTLAND PILOTS

TBA -- SATURDAY, DECEMBER 4, 1993 -- BOB DEVANEY SPORTS CENTER (14,302) -- AMERITAS CLASSIC -- LINCOLN, NEB.

## GENERAL INFORMATION

**Location:** Portland, Ore.  
**Enrollment:** 2,700  
**Founded:** 1901  
**Nickname:** Pilots  
**Colors:** Purple & White  
**Conference:** West Coast  
**Home Arena:** Earle A. Chiles Center (5,000)  
**President:** Rev. David Tyson, CSC  
**Athletic Director:** Joe Etzel



## COACHING STAFF

**Head Coach:** Larry Steele (Kentucky, 1971)  
**Career Record:** 43-124, six seasons  
**Record at UP:** 43-124, six seasons  
**Steele vs. NU:** 0-0  
**Basketball Office Phone:** 503-283-7117  
**Best time to reach Steele:** mornings  
**Assistant Coaches:** Art Wilmore (San Francisco, 1968), Mike Willard (Eastern Oregon, 1993); Marshall Haskins (Warner Pacific, 1985)  
**Basketball Trainer:** Tom Fregoso

## PILOT OUTLOOK

**1992-93 Record:** 9-19, 3-11 in West Coast Conference, seventh  
**Final 1993 National Ranking:** None  
**1993 Postseason Play:** None  
**Lettermen Returning/Lost:** 6/6  
**Starters Returning:** 3, F Matt Houle, G Ronnie Fines, G Jerry Allen

<u>Top Returnees</u>	<u>Pos.</u>	<u>Ht.</u>	<u>Wt.</u>	<u>Yr.</u>	<u>Pts.</u>	<u>Reb.</u>
Matt Houle	F	6-7	200	Sr.	14.7	3.6
Ronnie Fines	G	6-4	200	So.	9.9	3.9
Jerry Allen	G	6-1	180	Sr.	8.0	3.6

<u>Top Newcomers</u>	<u>Pos.</u>	<u>Ht.</u>	<u>Wt.</u>	<u>Yr.</u>	<u>Pts.</u>	<u>Reb.</u>
Canaan Chatman	G	6-8	190	Jr.	26.6	8.8
Kasey Flicker	G	6-3	170	So.	12.8	4.9

<u>Key Losses</u>	<u>Pos.</u>	<u>Ht.</u>	<u>Wt.</u>	<u>Pts.</u>	<u>Reb.</u>
Grant Tracy	F	6-6	215	14.3	4.1
Brenton Moore	F/C	6-7	210	7.6	6.3
Jerry Dalton	G	6-2	175	3.0	1.4

## SCHEDULE

**November:** 21-TTL Bamberg (exh.); 25-27-at Great Alaska Shootout, Anchorage, Alaska (Alaska-Anchorage, Hawaii, North Carolina State, Purdue, Wake Forest, Weber State, Wisconsin-Green Bay); 30-Pacific Lutheran.

**December:** 3-4-at Ameritas Classic, Lincoln, Neb. (Nebraska, Navy, Ohio); 7-Idaho State; 11-Eastern Oregon; 18-Weber State; 21-Washington; 27-28-at Far West Classic, Portland, Ore. (Oregon, Oregon State, North Carolina-Wilmington); 31-at Oregon State.

**January:** 3-at Montana; 5-at Montana State; 13-San Francisco; 15-San Diego; 21-at St. Mary's (Calif.); 22-at Santa Clara; 27-Santa Clara; 29-St. Mary's (Calif.).

**February:** 4-at Pepperdine; 5-at Loyola Marymount; 10-Loyola Marymount; 12-Pepperdine; 16-at Gonzaga; 19-Gonzaga; 24-at San Diego; 26-at San Francisco.

**March:** 5-7-at WCC Tournament, Santa Clara, Calif.



Larry Steele  
Head Coach



Ronnie Fines  
Guard

## SPORTS INFORMATION

**SID Contact:** Steve Walker  
**Office Phone:** 503-283-7439  
**Home Phone:** 503-690-9688  
**SID FAX Phone:** 503-283-7242  
**Press Row Phone:** 503-283-7527  
**Mailing Address:** 5000 North Willamette Blvd., Portland, Ore., 97203-7117

## KEY MEDIA CONTACTS

**LOCAL BEAT WRITER**  
 Geoffrey Arnold, The Oregian,  
 1320 SW Broadway, Portland, Ore., 97201

## RADIO NETWORK

**Play-by-Play Announcer:** Bill Johnson  
**Flagship Station/Address:** KUIK, P.O. Box 566, Hillsboro, Ore., 97123.  
**Phone:** 503-640-1360

## HUSKER-PILOT NOTES

✓ Nebraska leads the series, 1-0, after posting a 71-69 victory over the Pilots in the third-place game of the 1967 Vanderbilt Invitational at Nashville, Tenn.

✓ Nebraska beat West Coast Conference entrant Pepperdine, 104-102, in overtime, for the 1989 Ameritas Classic title.

✓ Cornhuskers are 6-3 all-time vs. members of the West Coast Conference.

## SERIES SCORES

Nebraska leads, 1-0.

<u>Season</u>	<u>Site</u>	<u>W/L</u>	<u>NU</u>	<u>UP</u>
1966-67*	N	W	71	69

**In Lincoln:** First meeting.

**In Portland:** First meeting.

**At Nashville:** Nebraska leads, 1-0.

\*Vanderbilt Invitational, Nashville, Tenn.



# GAME #6 -- CREIGHTON BLUEJAYS

7:35 P.M. (CST) -- THURSDAY, DECEMBER 9, 1993 -- OMAHA CIVIC AUDITORIUM (9,481) -- OMAHA, NEB.

## GENERAL INFORMATION

**Location:** Omaha, Neb.  
**Enrollment:** 6,341  
**Founded:** 1878  
**Nickname:** Bluejays  
**Colors:** Blue & White  
**Conference:** Missouri Valley  
**Home Arena:** Omaha Civic Auditorium (9,481)  
**President:** Rev. Michael G. Morrison, S.J.  
**Athletic Director:** Thomas N. Moore



*Rick Johnson*  
Head Coach



*Jason Singleton*  
Guard

## COACHING STAFF

**Head Coach:** Rick Johnson (Nebraska-Kearney, 1981)  
**Career Record:** 17-37, two seasons  
**Record at CU:** 17-37, two seasons  
**Record vs. NU:** 0-2  
**Basketball Office Phone:** 402-280-1795  
**Best time to reach Johnson:** mornings  
**Assistant Coaches:** Lonnie Thompson (Middle Tennessee State, 1986); Todd Eisner (Creighton, 1991); Curt Peterson (Nebraska Wesleyan, 1985)  
**Basketball Trainer:** Steve Brace

## BLUEJAY OUTLOOK

**1992-93 Record:** 8-18 overall, 6-12 in Missouri Valley, 10th  
**Final 1993 National Ranking:** None  
**1993 Postseason Play:** None  
**Lettermen Returning/Lost:** 5/2  
**Starters Returning:** 3, G Jason Singleton, F Andre Tucker, F Jerry Vanderheydt

Top Returnees	Pos.	Ht.	Wt.	Yr.	Pts.	Reb.
Jason Singleton	G	5-9	160	Sr.	9.1	3.1
Andre Tucker	F	6-7	222	Sr.	8.1	5.2
Jerry Vanderheydt	F	6-10	220	Sr.	7.6	3.1

Top Newcomers	Pos.	Ht.	Wt.	Yr.	Pts.	Reb.
Randall Crutcher	F	6-7	205	Fr.	21.2	10.4
Adam Reid	F	6-8	205	Fr.	19.9	12.3
Rick Steele	F	6-6	190	Fr.	16.1	7.1
Nate King	F/C	6-8	260	Jr.	13.7	9.1

Key Losses	Pos.	Ht.	Wt.	Pts.	Reb.
Matt Petty	G	6-3	180	17.2	3.1
Mike Amos	C	6-10	250	13.3	7.5

## SCHEDULE

**November:** 19-Team Zagreb of Croatia (exh.); 23-AAU National (exh.); 29-at Missouri-Kansas City.

**December:** 1-at Iowa State; 4-Nebraska-Omaha; 6-St. Louis; 9-Nebraska; 19-at Montana; 22-Florida A&M; 28-30-Big Island Invitational, Hilo, Hawaii (Connecticut, LaSalle, Hawaii-Hilo, Ohio, Chaminade, Texas-Arlington, Tennessee Tech).

**January:** 4-Northern Iowa; 8-at Indiana State; 13-Oral Roberts; 15-Tulsa; 17-at Southern Illinois; 20-at Drake; 22-at Northern Illinois; 24-at Wichita State; 29-Southwest Missouri State; 31-at Southern Illinois.

**February:** 3-Indiana State; 5-Wichita State; 9-Drake; 12-Illinois State; 15-at Bradley; 19-at Illinois State; 24-at Southwest Missouri State; 26-at Tulsa; 28-Bradley.

## SPORTS INFORMATION

**SID Contact:** Kevin Sarver  
**Office Phone:** 402-280-2488  
**Home Phone:** 402-895-9496  
**SID FAX Phone:** 402-280-2495  
**Press Row Phone:** 402-444-4705  
**Mailing Address:** 2500 California Plaza, Omaha, Neb., 68178

## KEY MEDIA CONTACTS

**LOCAL BEAT WRITER**  
 Seve Pivovar, Omaha World-Herald  
 14th & Dodge, Omaha, Neb., 68132

## RADIO NETWORK

**Play-by-Play Announcer:** Joe Patrick  
**Color:** Randy Eccker  
**Flagship Station/Address:** KKAR, 1001 Farnam St., Omaha, Neb., 68102  
**Phone:** 402-342-2000

## HUSKER-BLUEJAY NOTES

✓ Nebraska has won three straight in this series for the first time since a six-game win string from 1981-82 through 1985-86.

✓ Creighton was 4-3 against Nebraska from 1922-23 through 1931-32, but since the series was resumed in 1977-78, the Huskers are 13-5 vs. their in-state rival.

✓ Six of the last nine games played between the teams in Omaha have been decided by five or fewer points and the Huskers have won four of those contests, including a 90-85 win two years ago.

## SERIES SCORES

Nebraska leads, 16-9.

Year	Site	W/L	NU	CU	Year	Site	W/L	NU	CU
1922-23	A	L	24	46	1984-85	A	W	78	73
1923-24	A	W	25	21	1985-86	H	W	71	52
1924-25	A	W	15	11	1986-87	A	L	66	78
1925-26	A	W	20	15		H	W	*70	65
	H	L	11	15	1987-88	A	L	73	88
1931-32	A	L	18	47	1988-89	H	W	86	77
	H	L	26	28	1989-90	A	L	83	86
1977-78	H	W	65	58	1990-91	H	W	97	63
1978-79	A	L	61	78	1991-92	A	W	90	85
1979-80	H	W	64	55	1992-93	H	W	100	83
1980-81	A	L	*61	66					
1981-82	H	W	86	46	<b>In Lincoln:</b> NU leads, 9-2.				
1982-83	A	W	65	62	<b>At BDSC:</b> NU leads, 9-0.				
1983-84	H	W	65	56	<b>In Omaha:</b> Tied, 7-7.				
	A	W	**56	54	<b>At Civic Aud.:</b> CU leads, 5-4.				
					*Overtime. **NIT.				

# GAME #7 -- WICHITA STATE SHOCKERS

1:05 P.M. (CST) -- SATURDAY, DECEMBER 11, 1993 -- BOB DEVANEY SPORTS CENTER (14,302) -- LINCOLN, NEB.

## GENERAL INFORMATION

Location: Wichita, Kan.  
 Enrollment: 15,120  
 Founded: 1895  
 Nickname: Shockers  
 Colors: Yellow & Black  
 Conference: Missouri Valley  
 Home Arena: Levitt Arena (10,656)  
 President: Dr. Eugene M. Hughes  
 Athletic Director: Bill Belknap



## COACHING STAFF

Head Coach: Scott Thompson (Iowa, 1976)  
 Career Record: 75-96, six seasons  
 Record at WSU: 10-17, one season  
 Record vs. NU: 0-1  
 Basketball Office Phone: 316-689-3252  
 Best time to reach Thompson: mornings  
 Assistant Coaches: John Fitzpatrick (Bowling Green, 1980);  
 Charlie Sprott (East Central Oklahoma State, 1978); Ron Rose  
 (Illinois Wesleyan, 1988)  
 Basketball Trainer: Doug Vandersee

## SHOCKER OUTLOOK

1992-93 Record: 10-17, 7-11 in Missouri Valley, tie-seventh  
 Final 1993 National Ranking: None  
 1993 Postseason Play: None  
 Lettermen Returning/Lost: 5/6  
 Starters Returning: 3, G Chad Elstun, C John Smith, G K.C.  
 Hunt

Top Returnees	Pos.	Ht.	Wt.	Yr.	Pts.	Reb.
Chad Elstun	G	6-3	170	So.	10.6	2.8
John Smith	C	6-8	245	Jr.	10.6	5.8
Ryan Herrs	F	6-5	210	Sr.	5.6	2.9
K.C. Hunt	G	6-1	190	Sr.	5.3	3.5

Top Newcomers	Pos.	Ht.	Wt.	Yr.	Pts.	Reb.
Darin Miller	F	6-8	210	Fr.	26.5	13.1
L.D. Swanson	G	6-3	190	Jr.	23.0	5.0
Terrance Flowers	G	6-1	180	Fr.	18.0	4.0
Jamie Arnold	F	6-6	185	Fr.	17.0	9.0

Key Losses	Pos.	Ht.	Wt.	Pts.	Reb.
Jimmy Bolden	G	6-3	175	13.4	3.3
Michael Wiggins	F	6-7	220	8.5	4.9
Claudius Johnson	F	6-6	235	7.4	5.6

## SCHEDULE

November: 19-Marathon Oil (exh.); 23-Slovenian Nationals (exh.); 27-Hardin-Simmons.  
 December: 4-at Southern Methodist; 6-Coppin State; 11-at Nebraska; 18-at Southwest Missouri State; 22-Southern Illinois; 29-30-Cessna Classic (Monmouth, Arkansas State, Jackson State).  
 January: 4-at Missouri-Kansas City; 8-Bradley; 12-at Kansas State; 15-Northern Iowa; 20-at Indiana State; 22-at Southern Illinois; 24-Creighton; 27-at Northern Iowa; 29-Illinois State.  
 February: 2-Drake; 5-at Creighton; 9-at Tulsa; 12-Southwest Missouri State; 17-at Illinois State; 19-at Bradley; 23-Tulsa; 26-Indiana State; 28-at Drake.  
 March: 5-7-Diet Pepsi MVC Tournament, at St. Louis, Mo.



Scott Thompson  
Head Coach



John Smith  
Center

## SPORTS INFORMATION

SID Contact: Scott Schumacher  
 Office Phone: 316-689-3265  
 Home Phone: 316-721-6015  
 SID FAX Phone: 316-689-3336  
 Press Row Phone: 316-689-3299  
 Mailing Address: Campus Box 18, Wichita, Kan., 67260-0018

## KEY MEDIA CONTACTS

LOCAL BEAT WRITER  
 Bob Lutz, Wichita Eagle,  
 P.O. Box 820, Wichita, Kan., 67201

## RADIO NETWORK

Play-by-Play Announcer: Mike Kennedy  
 Color: Steve Shogren  
 Flagship Station/Address: KNSS, 2402 East 37th Street North,  
 Wichita, Kan., 67219  
 Phone: 316-832-9600

## HUSKER-SHOCKER NOTES

- ✓ The teams have split the 10 meetings in the series, but NU scored a 71-64 victory at WSU last year.
- ✓ As a standout at Iowa, Wichita State Coach Scott Thompson scored 18 points in the Hawkeyes' 72-65 victory over the Cornhuskers in Iowa City during the 1975-76 season.
- ✓ Thompson and Danny Nee served as assistant coaches to Notre Dame head coach Digger Phelps from 1977-80. That four-year stretch, of course, was highlighted by a 1978 Final Four trip.

## SERIES SCORES

Series tied, 5-5.

Season	Site	W/L	NU	WSU
1955-56	A	L	46	71
1960-61	H	L	63	65
1961-62	A	L	49	79
1968-69	H	W	*94	92
1969-70	A	W	**81	79
1970-71	A	W	72	71
1971-72	H	L	61	74
1973-74	A	L	58	66
1974-75	H	W	78	65
1992-93	A	W	71	64

In Lincoln: Tied, 2-2.

At BDSC: First meeting.

In Wichita: Tied, 3-3.

At Levitt Arena: Tied, 3-3.

\*Triple Overtime; \*\*Overtime.

# GAME #8 -- MICHIGAN STATE SPARTANS

7 P.M. (CST) -- SATURDAY, DECEMBER 18, 1993 -- JACK BRESLIN CENTER (15,138) -- EAST LANSING, MICH.

## GENERAL INFORMATION

Location: East Lansing, Mich.  
 Enrollment: 40,047  
 Founded: 1855  
 Nickname: Spartans  
 Colors: Green & White  
 Conference: Big Ten  
 Home Arena: Jack Breslin Center (15,138)  
 President: M. Peter McPherson  
 Athletic Director: Merrily Dean Baker



Jud Heathcote  
Head Coach



Shawn Respert  
Guard

## COACHING STAFF

Head Coach: Jud Heathcote (Washington State, 1950)  
 Career Record: 378-255, 22 seasons  
 Record at MSU: 298-202, 17 seasons  
 Record vs. NU: 4-1  
 Basketball Office Phone: 517-355-1643  
 Best time to reach Heathcote: mornings  
 Assistant Coaches: Tom Izzo (Northern Michigan, 1977), Stan Joplin (Toledo, 1979), Brian Gregory (Oakland, 1990)  
 Basketball Trainer: Tom Mackowiak

## SPARTAN OUTLOOK

1992-93 Record: 15-13, 7-11 in Big Ten, tie-eighth  
 Final 1993 National Ranking: None  
 1993 Postseason Play: Lost in first round of NIT  
 Lettermen Returning/Lost: 9/4  
 Starters Returning: 3, G Shawn Respert, G Kris Weshinsky, G Eric Snow

Top Returnees	Pos.	Ht.	Wt.	Yr.	Pts.	Reb.
Shawn Respert	G	6-3	185	Jr.	20.1	4.0
Kris Weshinsky	G	6-4	190	Sr.	10.4	3.4
Anthony Miller	C/F	6-9	255	Sr.	6.6	5.2
Eric Snow	G	6-3	190	Jr.	4.3	2.6
Daimon Beathea	F	6-7	205	So.	2.2	1.4

Top Newcomers	Pos.	Ht.	Wt.	Yr.	Pts.	Reb.
Joe Garavaglia	F	6-9	220	Fr.	16.0	14.0

Key Losses	Pos.	Ht.	Wt.	Pts.	Reb.
Mike Peplowski	C	6-11	275	14.5	10.0
Dwayne Stephens	F	6-7	220	9.1	5.6
Jon Zulauf	F	6-6	210	4.4	2.7

## SCHEDULE

**November:** 17-Slovenian Nationals (exh.); 22-Athletes in Action (exh.); 26-28-San Juan Shootout, at San Juan, P.R. (American-P.R., Wright State, East Tennessee State, Washington State, Pacific, Marquette, Coppin State).

**December:** 4-at Louisville; 7-at Cleveland State; 9-East Tennessee State; 11-Detroit Mercy; 14-Illinois-Chicago; 18-Nebraska; 21-at Tennessee; 29-30-Olds Spartan Classic, at East Lansing, Mich. (Georgia Southern, Cornell, Bowling Green).

**January:** 5-at Michigan; 8-Illinois; 12-at Purdue; 15-Northwestern; 19-Wisconsin; 22-at Minnesota; 26-at Ohio State; 29-Iowa.

**February:** 2-at Wisconsin; 5-Michigan; 9-at Illinois; 12-Purdue; 17-at Northwestern; 23-Minnesota; 26-Ohio State.

## SPORTS INFORMATION

SID Contact: John Farina  
 Office Phone: 517-355-2272  
 Home Phone: 517-355-5914  
 SID FAX Phone: 517-353-9636  
 Press Row Phone: 517-353-1626  
 Mailing Address: 116 Linton Hall, East Lansing, Mich., 48824

## KEY MEDIA CONTACTS

### LOCAL BEAT WRITER

Jack Ebling, State Journal,  
 120 East Lenawee Street, Lansing, Mich., 48919

### RADIO NETWORK

Play-by-Play Announcer: Terry Brauerman  
 Color: Gus Ganakas  
 Flagship Station/Address: TBC Sports  
 Phone: 217-328-5783

## HUSKER-SPARTAN NOTES

✓ Michigan State has won all four meetings played between the schools in East Lansing, including a 101-78 decision two years ago.

✓ Nebraska's 71-69 homecourt win over the then-fifth-ranked Spartans at Lincoln in 1990-91, started it on a school-record tying 14-game win string.

✓ The NU-MSU match-up at East Lansing, Nov. 29, 1989, was the first regular-season collegiate game in the Breslin Center.

## SERIES SCORES

Michigan State leads, 8-4.

Year	Site	W/L	NU	MSU
1919-20	H	W	43	26
	H	W	39	20
1956-57***	N/KC	L	65	79
1958-59	A	L	55	80
1959-60	H	L	*80	82
1967-68	A	L	70	74
1968-69	H	W	73	59
1983-84**	N	L	45	58
1988-89	H	L	75	77
1989-90	A	L	69	80
1990-91	H	W	71	69
1991-92	A	L	78	101

In Lincoln: Nebraska leads, 4-2.

At BDSC: Tied, 1-1.

At East Lansing: Michigan State leads, 4-0.

At Breslin Center: Michigan State leads, 2-0.

Neutral: Michigan State leads, 2-0.

\*Overtime; \*\*Cotton States Classic, Atlanta; \*\*\* Big Eight Tournament.




# GAME #9 -- FLORIDA A&M RATTTLERS

7:05 P.M. (CST) -- MONDAY, DECEMBER 20, 1993 -- BOB DEVANEY SPORTS CENTER (14,302) -- LINCOLN, NEB.

## GENERAL INFORMATION

**Location:** Tallahassee, Fla.  
**Enrollment:** 10,100  
**Founded:** 1887  
**Nickname:** Rattlers  
**Colors:** Orange and Green  
**Conference:** Mid-Eastern Athletic  
**Home Arena:** Gaither Athletic Center (3,365)  
**President:** Dr. Frederick S. Humphries  
**Athletic Director:** Dr. Walter Reed



Ron Brown  
Head Coach



Joey McGear  
Center/Forward

## COACHING STAFF

**Head Coach:** Ron Brown (NYU, 1976)  
**Career Record:** 9-42, two seasons  
**Record at FA&M:** first season  
**Record vs. NU:** 0-0  
**Basketball Office Phone:** (904) 599-3264  
**Best time to reach Brown:** through sports information  
**Assistant Coaches:** Alan Perry (Mississippi State, 1978); Gary Springer (Iona, 1989)  
**Basketball Trainer:** Rickey Hayes

## RATTLER OUTLOOK

**1992-93 Record:** 10-18, 8-8 in MEAC, fifth  
**Final 1993 National Ranking:** None  
**1993 Postseason Play:** None  
**Lettermen Returning/Lost:** 8/6  
**Starters Returning:** 2, C/F Joey McGear, G Kevin Colson

<u>Top Returnees</u>	<u>Pos.</u>	<u>Ht.</u>	<u>Wt.</u>	<u>Yr.</u>	<u>Pts.</u>	<u>Reb.</u>
Joey McGear	C/F	6-9	240	Sr.	8.9	4.6
Kevin Colson	G	6-0	170	Jr.	8.4	2.8
Credale Wingate	G/F	6-5	210	Jr.	5.5	1.7
Anton Walton	C	6-8	240	Sr.	5.1	3.8
Byron Coast	G	6-0	175	So.	3.0	1.0

<u>Top Newcomers</u>	<u>Pos.</u>	<u>Ht.</u>	<u>Wt.</u>	<u>Yr.</u>	<u>Pts.</u>	<u>Reb.</u>
Damon Black	G/F	6-5	180	Fr.	17.3	3.4
Brian Clark	F	6-6	185	Fr.	14.3	8.7

<u>Key Losses</u>	<u>Pos.</u>	<u>Ht.</u>	<u>Wt.</u>	<u>Pts.</u>	<u>Reb.</u>
DeLon Turner	F	6-5	250	21.5	11.0
Al Lawson	G	6-2	180	8.0	1.2
Ibn Pitts	F	6-8	210	7.9	4.7

## SCHEDULE

**November:** 16-Budapest Falcons (exh.); 26-Bethune-Cookman (at Tampa, Fla.); 29-at Old Dominion.

**December:** 4-at Miami, Fla.; 6-at New Orleans; 18-at Alabama; 20-at Nebraska; 22-at Creighton; 28-Albany State (Ga.); 29-Drake.

**January:** 8-at Maryland-Eastern Shore; 10-at Delaware State; 15-at South Carolina State; 17-at North Carolina A&T; 20-Morgan State; 22-Coppin State; 24-Howard; 29-North Carolina A&T; 31-South Carolina State.

**February:** 5-at Bethune-Cookman; 7-at Jacksonville; 10-at Morgan State; 12-at Coppin State; 14-at Howard; 19-Maryland-Eastern

## SPORTS INFORMATION

**SID Contact:** Alvin Hollins, Jr.  
**Office Phone:** 904-599-3200  
**Home Phone:** 904-942-4300  
**SID FAX Phone:** 904-942-4300  
**Press Row Phone:** 904-561-2277  
**Mailing Address:** Room 204-D, Gaither Athletic Center, Tallahassee, Fla., 32307

## KEY MEDIA CONTACTS

### LOCAL BEAT WRITER

David Simmons, Tallahassee Democrat,  
 277 North Magnolia Drive, Tallahassee, Fla., 32302

### RADIO NETWORK

**Play-by-Play Announcer:** James Burton  
**Color:** Tony Whitehurst  
**Flagship Station/Address:** WHBX, P.O. Box 3168, Tallahassee, Fla., 32315  
**Phone:** 904-385-6512

## HUSKER-RATTLER NOTES

- ✓ Nebraska's first-ever meeting with Florida A&M and a MEAC member.
- ✓ Florida A&M is 0-4 all-time vs. the Big Eight Conference.
- ✓ The Rattlers open the season with seven-straight road games.

## SERIES SCORES

First meeting.

# GAME #10 -- NORTHERN IOWA PANTHERS

1:05 P.M. (CST) -- FRIDAY, DECEMBER 31, 1993 -- BOB DEVANEY SPORTS CENTER (14,302) -- LINCOLN, NEB.

## GENERAL INFORMATION

Location: Cedar Falls, Iowa  
 Enrollment: 13,200  
 Founded: 1876  
 Nickname: Panthers  
 Colors: Purple and Old Gold  
 Conference: Missouri Valley  
 Home Arena: UNI-Dome (10,000)  
 President: Dr. Constantine Curris  
 Athletic Director: Christopher Ritriveli



## COACHING STAFF

Head Coach: Eldon Miller (Wittenberg, 1961)  
 Career Record: 504-344, 31 seasons  
 Record at UNI: 100-103, seven seasons  
 Record vs. NU: 0-1  
 Basketball Office Phone: 319-277-3631  
 Best time to reach Miller: mornings  
 Assistant Coaches: Kevin Boyle (Iowa, 1982), Kevin Lehman (Wartburg, 1977), Sam Skarich (Notre Dame, 1964)  
 Basketball Trainer: Terry Noonan

## PANTHER OUTLOOK

1992-93 Record: 12-15, 8-10 in Missouri Valley, sixth  
 Final 1993 National Ranking: None  
 1993 Postseason Play: None  
 Lettermen Returning/Lost: 12/1  
 Starters Returning: 4, G/F Randy Blocker, G Cam Johnson, G Brian Carpenter, G Ed Madlock

Top Returnees	Pos.	Ht.	Wt.	Yr.	Pts.	Reb.
Randy Blocker	G/F	6-6	200	Sr.	18.9	7.2
Cam Johnson	G	6-2	190	Sr.	13.6	3.4
Jason Daisy	G	6-1	175	So.	5.7	1.4
Brian Carpenter	G	6-1	165	Jr.	4.9	1.9
Jon Ellis	F	6-7	200	Jr.	4.2	2.8
Ed Madlock	G	6-1	175	Sr.	3.6	1.9

Top Newcomers	Pos.	Ht.	Wt.	Yr.	Pts.	Reb.
Sredrick Robinson	G	5-9	170	Fr.	26.8	3.0
Kevin Griffin	G/F	6-4	180	Fr.	15.7	7.1
Dan Crosby	F	6-4	205	Jr.	13.0	6.5

Key Losses	Pos.	Ht.	Wt.	Pts.	Reb.
Greg Hammar	C	6-9	237	5.1	3.0

## SCHEDULE

**November:** 22-Exhibition; 29-Morningside.  
**December:** 4-at Iowa State; 7-Iowa; 12-Drake; 19-at Illinois State; 21-at Long Island; 28-at Cal State-Fullerton; 31-at Nebraska.  
**January:** 4-at Creighton; 8-at Tulsa; 11-St. Bonaventure; 15-at Wichita State; 18-Chicago State; 22-Creighton; 24-at Southwest Missouri State; 27-Wichita State; 29-Indiana State.  
**February:** 3-at Southern Illinois; 5-Illinois State; 7-Bradley; 12-at Drake; 15-Tulsa; 19-at Indiana State; 23-Southern Illinois; 26-at Bradley; 28-Southwest Missouri State.  
**March:** 5-7-Diet Pepsi Missouri Valley Tournament, at St. Louis, Mo.



Eldon Miller  
Head Coach



Randy Blocker  
Guard/Forward

## SPORTS INFORMATION

SID Contact: Nancy Justis  
 Office Phone: 319-273-6354  
 Home Phone: 319-277-3631  
 SID FAX Phone: 319-273-3602  
 Press Row Phone: 319-273-6311  
 Mailing Address: NW Upper UNI-Dome, Cedar Falls, Iowa, 50614

## KEY MEDIA CONTACTS

### LOCAL BEAT WRITER

Kevin Evans, Waterloo Courier,  
 P.O. Box 540, Waterloo, Iowa, 50704

### RADIO NETWORK

Play-by-Play Announcer: Gary Rima  
 Color: Virg Erickson  
 Flagship Station/Address: KOEL, Box 391, Oelwein, Iowa, 50622  
 Phone: 800-695-5635

## HUSKER-PANTHER NOTES

✓ First Husker-Panther meeting in Lincoln since a 90-64 NU win during the 1983-84 campaign. NU leads the overall series, 10-0, including 9-0 in Lincoln.

✓ NU Coach Danny Nee's last game as head coach at Ohio U., was a 65-62 loss at Ohio State in the first round of the 1986 National Invitation Tournament. The Buckeyes' Coach was Eldon Miller and he led OSU to the NIT crown that season.

✓ In only meeting between the schools in Cedar Falls, Nebraska downed the Panthers, 53-42, to win UNI's Holiday Classic.

## SERIES SCORES

Nebraska leads, 10-0.

Year	Site	W/L	NU	UNI
1948-49	H	W	63	52
1949-50	H	W	60	54
1950-51	H	W	63	55
1951-52	H	W	60	44
1960-61	H	W	78	68
1962-63	H	W	78	59
1970-71	H	W	95	51
1973-74	H	W	73	55
1981-82	A	W	53	42
1983-84	H	W	90	64

In Lincoln: Nebraska leads, 9-0.

At BDSC: Nebraska leads, 1-0.

At Cedar Falls: Nebraska leads, 1-0.

At UNI Dome: Nebraska leads, 1-0.

# GAME #12-- SOUTHERN UTAH THUNDERBIRDS

7:05 P.M. (CST) -- WEDNESDAY, JANUARY 5, 1994 -- BOB DEVANEY SPORTS CENTER (14,302) -- LINCOLN, NEB.

## GENERAL INFORMATION

**Location:** Cedar City, Utah  
**Enrollment:** 5,000  
**Founded:** 1897  
**Nickname:** Thunderbirds  
**Colors:** Scarlet, Royal Blue and White  
**Conference:** NCAA Division I Independent  
**Home Arena:** Centrum (5,300)  
**President:** Gerald R. Sherratt  
**Athletic Director:** Jack Bishop



*Bill Evans*  
Head Coach



*Andy Ward*  
Guard/Forward

## COACHING STAFF

**Head Coach:** Bill Evans (Southern Utah, 1972)  
**Career Record:** 20-15, second full season  
**Record at SUU:** 20-15, second full season  
**Record vs. NU:** 0-1  
**Basketball Office Phone:** 801-586-7824  
**Best time to reach Evans:** mornings  
**Assistant Coaches:** Kevin Bromley (Colorado State, 1986); Bob Lowe (George Fox, 1985), Louis Wilson (William Jewell, 1988)  
**Basketball Trainer:** Ricky Mendini

## THUDNERBIRD OUTLOOK

**1992-93 Record:** 14-13  
**Final 1993 National Ranking:** None  
**1993 Postseason Play:** None  
**Lettermen Returning/Lost:** 5/8  
**Starters Returning:** 3, G/F Andy Ward, F Kurt Bailey, G Reggie Ingram

<u>Top Returnees</u>	<u>Pos.</u>	<u>Ht.</u>	<u>Wt.</u>	<u>Yr.</u>	<u>Pts.</u>	<u>Reb.</u>
Andy Ward	G/F	6-2	205	Sr.	9.2	3.1
Kurt Bailey	F	6-5	195	Jr.	4.6	2.9
Reggie Ingram	G	6-2	170	So.	3.7	2.2

<u>Top Newcomers</u>	<u>Pos.</u>	<u>Ht.</u>	<u>Wt.</u>	<u>Yr.</u>	<u>Pts.</u>	<u>Reb.</u>
Jim Crosbie	G/F	6-6	200	Jr.	20.2	6.1
Keith Berard	G	5-11	170	Jr.	15.5	2.0
Richard Hague	G/F	6-5	205	Jr.	13.3	7.2
Sean Allen	F/C	6-8	210	Jr.	7.5	7.0

<u>Key Losses</u>	<u>Pos.</u>	<u>Ht.</u>	<u>Wt.</u>	<u>Pts.</u>	<u>Reb.</u>
Richard Barton	C	6-9	210	20.3	6.7
James Lewis	G	6-2	175	12.8	3.2
Curtis Lloyd	F	6-3	200	11.9	3.3

## SCHEDULE

**November:** 18-Foreign Exhibition; 26-Western State College; 29-Central Washington.

**December:** 3-4-Montana Tournament, Missoula, Mont. (Montana, Missouri-Kansas City, Northeast Louisiana).; 6-Northern Arizona; 11-at San Diego State; 14-Northwest Nazarine; 20-at Texas-El Paso; 22-at New Mexico State; 28-Eastern Washington; 30-Idaho.

**January:** 3-Butler; 5-at Nebraska; 8-at Montana State; 10-at Eastern Washington; 18-Idaho State; 22-at Troy State; 29-Sacramento State.

**February:** 1-at Butler; 5-Troy State; 8-San Francisco State; 12-Cal State-Northridge; 19-at Missouri-Kansas City; 24-at Cal State-Northridge; 26-at Sacramento State.

**March:** 2-at Northern Arizona; 5-Missouri-Kansas City.

## SPORTS INFORMATION

**SID Contact:** Neil Gardner  
**Office Phone:** 801-586-7753  
**Home Phone:** 801-586-1127  
**SID FAX Phone:** 801-865-8077  
**Press Row Phone:** 801-586-5429  
**Mailing Address:** 351 West Center, Cedar City, Utah, 84720

## KEY MEDIA CONTACTS

### LOCAL BEAT WRITER

Phil Chidester, Daily Spectrum,  
403 South Main, Cedar City, Utah, 84720

### RADIO NETWORK

**Play-by-Play Announcer:** Art Challis  
**Flagship Station/Address:** KBRE, Box 858, Cedar City, Utah, 84721  
**Phone:** 801-586-5273

## HUSKER-THUDERBIRD NOTES

✓ Teams are meeting for third consecutive season, second straight year in Lincoln. Nebraska won last year's meeting in Lincoln by a score of 100-85.

✓ Nebraska was the first Big Eight team ever to play in Cedar City, as the Huskers downed the Tunderbirds by a score of 106-101 during the 1991-92 season.

✓ Southern Utah is 0-8 all-time vs. the Big Eight Conference.

## SERIES SCORES

Nebraska leads, 2-0.

<u>Year</u>	<u>Site</u>	<u>W/L</u>	<u>NU</u>	<u>SUU</u>
1991-92	A	W	106	101
1992-93	H	W	100	85

**In Lincoln:** Nebraska leads, 1-0.

**At BDSC:** Nebraska leads, 1-0.

**At Cedar City:** Nebraska leads, 1-0.

**At Centrum:** Nebraska leads, 1-0.



# GAME #14 -- MISSOURI KANSAS-CITY KANGAROOS

7:05 P.M. (CST) -- SATURDAY, JANUARY 15, 1994 -- BOB DEVANEY SPORTS CENTER (14,302) -- LINCOLN, NEB.

## GENERAL INFORMATION

**Location:** Kansas City, Mo.  
**Enrollment:** 12,000  
**Founded:** 1933  
**Nickname:** Kangaroos  
**Colors:** Blue and Gold  
**Conference:** NCAA Division I Independent  
**Home Arena:** Municipal Auditorium (10,000)  
**Chancellor:** Dr. Eleanor Schwatz  
**Athletic Director:** Lee Hunt



Lee Hunt  
Head Coach



Tony Dumas  
Guard

## COACHING STAFF

**Head Coach:** Lee Hunt (Central Missouri State, 1957)  
**Career Record:** 131-151, 10 seasons  
**Record at UMKC:** 81-85, six seasons  
**Record vs. NU:** 0-4  
**Basketball Office Phone:** 816-235-1036  
**Best time to reach Hunt:** mornings after 10 a.m.  
**Assistant Coaches:** Joe Proctor (Memphis State, 1971), Gary Bates (Baker, 1977), Frank Molak (UMKC, 1991)  
**Basketball Trainer:** Scott Nichols

## KANGAROO OUTLOOK

**1992-93 Record:** 15-12  
**Final 1993 National Ranking:** None  
**1993 Postseason Play:** None  
**Lettermen Returning/Lost:** 6/4  
**Starters Returning:** 2, G Tony Dumas, C Dennis Jacobs

<u>Top Returnees</u>	<u>Pos.</u>	<u>Ht.</u>	<u>Wt.</u>	<u>Yr.</u>	<u>Pts.</u>	<u>Reb.</u>
Tony Dumas	G	6-6	185	Sr.	23.8	5.5
Dennis Jacobs	C	6-11	245	Sr.	7.9	3.9
Rick Muller	C	6-11	225	Jr.	6.8	3.8

<u>Top Newcomers</u>	<u>Pos.</u>	<u>Ht.</u>	<u>Wt.</u>	<u>Yr.</u>	<u>Pts.</u>	<u>Reb.</u>
Vinson Smith	G	6-2	185	Fr.	22.0	7.7
Tony Berg	F	6-9	205	Fr.	19.0	14.0
Anthony Hill	F	6-9	220	Fr.	14.0	12.0

<u>Key Losses</u>	<u>Pos.</u>	<u>Ht.</u>	<u>Wt.</u>	<u>Pts.</u>	<u>Reb.</u>
Ronnie Schmitz	G	6-4	180	18.6	3.8
Jeff Spiva	F	6-8	210	6.7	5.4

## SCHEDULE

**November:** 19-Turkish National Team (exh.); 27-at Southwest Missouri State; 29-Creighton.

**December:** 3-4-KYLT-Coca-Cola Classic, Missoula, Mont. (Montana, Southern Utah, Northeast Louisiana); 6-Southwest Texas State; 10-11-United Airlines Tip-Off Tournament, Honolulu, Hawaii (Alabama-Birmingham, Tennessee State, Hawaii); 18-at Middle Tennessee State; 22-Kansas State; 28-Baylor; 31-Southern California.

**January:** 4-Wichita State; 6-Montana; 8-Texas Tech; 12-at Colorado; 15-at Nebraska; 22-at Chicago State; 25-at Texas Tech; 29-St. Louis.

**February:** 2-at Mississippi State; 5-at Northeastern Illinois; 7-Chicago State; 9-Washington (Mo.); 12-Oral Roberts; 14-at Southwest Texas State; 16-Northeastern Illinois; 19-Southern Utah; 22-at Kansas State.

**March:** 5-at Southern Utah.

## SPORTS INFORMATION

**SID Contact:** Jeff Rogers  
**Office Phone:** 816-235-1034  
**Home Phone:** 913-432-4684  
**SID FAX Phone:** 816-235-1035  
**Press Row Phone:** 816-871-3780  
**Mailing Address:** 5100 Rockhill Road, Kansas City, Mo., 64110

## KEY MEDIA CONTACTS

### LOCAL BEAT WRITER

Bob Luder, Kansas City Star,  
1729 Grand, Kansas City, Mo., 64108

### RADIO NETWORK

**Play-by-Play Announcer:** Tom Hedrick  
**Color:** Brian Purdy  
**Flagship Station/Address:** KMBZ, 1049 Central, Kansas City, Mo., 64105  
**Phone:** 816-221-1821

## HUSKER-KANGAROO NOTES

✓ Teams are meeting for fifth straight season and the Cornhuskers lead the overall series 5-0.

✓ The last two meetings have been decided by an average of two points. NU posted a 74-71 win here two seasons ago and a 66-65 win at Kansas City last year.

✓ UMKC is 1-17 vs. the Big Eight since moving from the NAIA ranks to Division I. Last year, UMKC beat Colorado, 63-59, for its first-ever win vs. a Big Eight institution.

## SERIES SCORES

Nebraska leads, 5-0.

<u>Year</u>	<u>Site</u>	<u>W/L</u>	<u>NU</u>	<u>UMKC</u>
1982-83	H	W	69	50
1989-90	H	W	91	76
1990-91	A	W	97	78
1991-92	H	W	74	71
1992-93	A	W	66	65

**In Lincoln:** Nebraska leads, 3-0.

**At BDSC:** Nebraska leads, 3-0.

**At Kansas City:** Nebraska leads, 2-0.

**At Municipal Auditorium:** Nebraska leads, 2-0.

# NEBRASKA VS. ALL OPPONENTS (1993-94 OPPONENTS IN BOLD>)

Opponent	First Meeting	Last Meeting	W	L	Opponent	First Meeting	Last Meeting	W	L	Opponent	First Meeting	Last Meeting	W	L
Air Force	1960	1982	4	1	Hudson College	1907	1907	1	0	Omaha Christian	1904	1904	1	0
Alabama	1955	1986	0	2	Idaho	1950	1990	3	4	Omaha YMCA	1898	1905	6	2
Ala.-Birmingham	1979	1980	2	0	Illinois	1921	1991	2	7	Oregon	1942	1988	4	3
Angelo State	1980	1980	1	0	Illinois Wesleyan	1921	1921	1	0	Oregon State	1941	1969	2	5
<b>Appalachian State</b>	<b>1993</b>	<b>1993</b>	<b>1</b>	<b>0</b>	Independence Coll.	1906	1906	1	0	Ottumwa Navy	1947	1947	2	0
Arizona	1961	1970	2	1	Indiana	1920	1983	1	8	Pacific	1967	1976	2	0
Arizona State	1969	1986	1	2	Iona	1983	1983	1	0	Penn State	1981	1982	1	1
Arkansas	1933	1987	2	5	Iowa	1907	1977	7	12	Pentahlon	1945	1945	1	0
Ark.-Little Rock	1987	1987	1	0	<b>Iowa State</b>	<b>1909</b>	<b>1993</b>	<b>117</b>	<b>80</b>	Pepperdine	1990	1990	1	0
Arkansas State	1989	1989	1	0	<b>Kansas</b>	<b>1900</b>	<b>1993</b>	<b>67</b>	<b>134</b>	Pittsburgh	1930	1931	0	2
Arkansas Tech	1979	1979	1	0	Kansas City YMCA	1906	1906	1	0	Port Washington	1905	1905	1	0
Augustana (S.D.)	1969	1984	3	0	<b>Kansas State</b>	<b>1908</b>	<b>1993</b>	<b>77</b>	<b>106</b>	Portage Co. F	1907	1908	0	2
Baker	1905	1906	3	0	K.C. Athletic Club	1906	1926	2	3	<b>Portland</b>	<b>1967</b>	<b>1967</b>	<b>1</b>	<b>0</b>
Ball State	1981	1982	1	1	Kent	1993	1993	1	0	Portland State	1980	1980	1	0
Baylor	1950	1988	3	1	Kentucky	1941	1973	1	2	Princeton	1958	1958	1	0
Bellevue	1906	1906	1	0	Knox	1920	1920	1	0	Purdue	1948	1980	2	6
Bowling Green	1991	1991	1	0	La Salle	1967	1972	1	1	Ripon	1905	1905	0	1
Bradley	1938	1959	2	5	Lawrence	1905	1905	1	0	Sacramento State	1979	1993	3	0
Brandeis (Omaha)	1917	1917	1	0	Lehigh	1988	1988	1	0	Sacred Heart College	1913	1913	1	0
Brigham Young	1931	1936	1	3	Lewis	1905	1905	0	1	St. Louis	1930	1991	3	3
Brooklyn	1987	1988	2	0	Lincoln High School	1904	1904	1	0	St. Mary's (Calif.)	1947	1976	1	1
Brown Coll. "B" Tm.	1906	1906	1	0	Lincoln YMCA	1897	1909	9	6	St. Joseph's (Iowa)	1913	1917	3	0
Burgess-Nash	1916	1916	1	0	Long Beach State	1975	1975	1	0	St. Thomas (Minn.)	1917	1917	1	0
Butler	1930	1987	2	1	Louisiana State	1989	1989	0	1	St. Thomas (Pa.)	1937	1937	1	0
California	1938	1973	6	7	Louisville	1947	1980	0	2	Sam Houston State	1989	1992	3	0
California-Davis	1978	1978	1	0	Loyola (Ill.)	1937	1938	1	1	San Diego State	1972	1972	0	1
California-Irvine	1970	1987	2	2	Loyola-Marymount	1981	1981	1	0	San Francisco	1987	1987	1	0
Cal.-Santa Barbara	1979	1979	1	0	MacMurray	1974	1974	1	0	San Jose State	1948	1989	2	2
Cal State-Bakersfield	1980	1980	1	0	Mankato State	1977	1977	1	0	Santa Clara	1936	1985	1	2
Camp Funston	1918	1918	0	1	Marquette	1934	1987	3	3	Shattuck	1905	1906	2	0
Canisius	1937	1985	1	1	Marshall	1967	1967	0	1	Simpson	1914	1917	1	1
Carleton	1932	1933	0	2	Marshfield	1907	1907	1	0	Sioux City YMCA	1902	1904	1	1
Central City	1907	1907	1	0	Md.-Baltimore Co.	1989	1989	1	0	Sonoma State	1981	1981	1	0
Chaminade	1988	1989	2	0	Memphis State	1955	1955	0	1	South Carolina	1976	1977	1	1
Cheyenne Bus. Coll.	1903	1903	0	1	Menasha	1905	1905	1	0	South Dakota	1911	1985	30	5
Chicago Central	1905	1905	0	1	Mesa	1983	1983	1	0	South Dakota State	1930	1982	9	0
Chicago State	1990	1990	1	0	Miami (Fla.)	1952	1971	1	1	Southern California	1963	1993	1	5
Cincinnati	1949	1961	0	2	Miami (Ohio)	1963	1991	2	1	Southern Colorado	1985	1985	1	0
Citadel	1991	1993	3	0	Michigan	1950	1993	2	6	Southern Illinois	1986	1987	2	0
Colgate	1921	1993	2	1	<b>Michigan State</b>	<b>1920</b>	<b>1992</b>	<b>4</b>	<b>8</b>	Southern Methodist	1952	1975	3	2
<b>Colorado</b>	<b>1903</b>	<b>1993</b>	<b>56</b>	<b>55</b>	Middle Tenn. State	1974	1974	0	1	Southern Mississippi	1987	1987	0	1
Colorado College	1903	1929	6	1	Millikin	1935	1935	0	1	<b>Southern Utah</b>	<b>1992</b>	<b>1993</b>	<b>2</b>	<b>0</b>
Colorado State	1948	1985	6	2	Minneapolis YMCA	1904	1904	1	0	S.W. Missouri State	1983	1983	1	0
Columbia	1988	1988	1	0	Minnesota	1902	1980	10	42	Southwestern La.	1993	1993	0	1
Connecticut	1992	1992	0	1	Minnesota Ag Coll.	1903	1903	0	1	Springfield (Mass.)	1953	1953	1	0
Cornell (N.Y.)	1956	1983	2	0	Minnesota-Duluth	1974	1974	1	0	Stanford	1933	1966	3	6
Cotner College	1909	1917	4	1	Mississippi	1978	1979	1	1	Steves Point A.C.	1901	1901	0	1
<b>Creighton</b>	<b>1923</b>	<b>1993</b>	<b>16</b>	<b>9</b>	<b>Missouri</b>	<b>1908</b>	<b>1993</b>	<b>76</b>	<b>100</b>	Tampa	1952	1952	0	1
Crete	1907	1907	1	0	<b>Missouri-Kan. City</b>	<b>1983</b>	<b>1993</b>	<b>5</b>	<b>0</b>	Temple	1937	1937	0	1
Denver	1907	1983	5	2	Missouri-St. Louis	1987	1987	1	0	Tennessee Tech	1991	1991	1	0
Denver YMCA	1903	1903	1	0	Missouri Southern	1978	1978	1	0	<b>Texas</b>	<b>1965</b>	<b>1978</b>	<b>1</b>	<b>2</b>
DePaul	1908	1983	1	4	Missouri Western	1983	1983	1	0	Texas-Arlington	1993	1993	1	0
Detroit	1938	1988	3	4	Montana	1937	1983	2	1	Texas A&M	1970	1992	3	1
Doane	1899	1900	2	0	Montana State	1930	1986	4	2	Texas Christian	1952	1983	3	1
Drake	1909	1989	43	14	Morehead State	1989	1989	1	0	Texas Tech	1956	1990	7	3
Duquesne	1949	1972	1	2	Morningside	1904	1920	7	0	Toledo	1991	1992	2	0
Eastern Illinois	1991	1993	3	0	Morrison	1908	1809	0	1	Topeka YMCA	1902	1902	1	1
Eastern Washington	1980	1992	3	0	Muscatine	1908	1908	0	1	Tulane	1983	1983	1	1
Emporia State	1956	1956	1	0	Murray State	1991	1991	0	1	UCLA	1939	1985	2	5
Evansville	1985	1986	1	1	NATTC	1945	1945	0	1	Utah	1936	1981	1	2
Fond du Lac	1901	1901	0	1	Navy Pre-Flight	1945	1945	0	2	Utah State	1961	1978	2	0
Fordham	1993	1993	1	0	Nebraska-Omaha	1988	1988	1	0	Valparaiso	1920	1920	2	0
Fort Dodge	1905	1918	5	1	Nebraska Wesleyan	1899	1923	20	6	Vanderbilt	1956	1976	2	3
Fort Dodge Co. G	1915	1915	0	1	Nevada-Las Vegas	1979	1979	0	1	Villanova	1988	1988	0	1
Fort Riley	1906	1906	1	0	Nevada-Reno	1948	1978	2	1	Wagner	1990	1990	1	0
Fresno State	1952	1952	1	0	New Mexico State	1976	1993	1	1	Washburn	1908	1908	1	0
Fullerton State	1968	1968	1	0	Niagara	1938	1938	1	0	Washington	1931	1987	2	6
Furman	1988	1989	2	0	North Carolina	1973	1973	0	1	Washington (Mo.)	1918	1949	12	6
Gardner Naval Res.	1943	1943	0	2	North Dakota	1934	1935	1	1	Washington State	1967	1986	4	2
George Washington	1937	1937	0	1	North Dakota State	1934	1934	1	0	Wesleyan Auto	1914	1914	0	1
Georgia	1986	1986	0	1	North Texas	1973	1989	3	0	West Virginia	1930	1930	0	1
Georgia State	1973	1974	2	0	N.E. Missouri State	1974	1986	3	0	Western Illinois	1978	1978	1	0
Georgia Tech	1984	1984	0	1	Northern Colorado	1948	1948	1	0	Western Kentucky	1947	1986	0	2
Grambling State	1988	1988	0	1	Northern Illinois	1989	1991	2	1	Western Reserve	1937	1949	2	0
Great Lakes	1942	1942	0	1	<b>Northern Iowa</b>	<b>1949</b>	<b>1984</b>	<b>10</b>	<b>0</b>	<b>Wichita State</b>	<b>1956</b>	<b>1993</b>	<b>5</b>	<b>5</b>
Greeley H.S.	1903	1903	1	0	Northern Michigan	1970	1970	1	0	Wisconsin	1904	1992	10	5
Grinnell	1907	1928	17	7	N.W. Missouri State	1949	1987	10	0	Wis.-Green Bay	1991	1992	2	0
Hamline	1915	1917	2	0	Northwestern	1934	1977	2	1	Wisconsin-Oshkosh	1980	1980	1	0
Harvard	1949	1990	3	0	Notre Dame	1920	1962	5	4	Wisconsin-Stevens Pt.	1982	1985	2	0
Haskell	1902	1903	0	2	<b>Ohio</b>	<b>1958</b>	<b>1962</b>	<b>2</b>	<b>0</b>	Wisconsin-Stout	1986	1986	1	0
Hastings	1920	1920	1	0	Ohio State	1937	1989	2	4	Wisconsin-Superior	1932	1932	0	1
Hawaii	1968	1980	2	3	<b>Oklahoma</b>	<b>1921</b>	<b>1993</b>	<b>74</b>	<b>89</b>	Wyoming	1934	1990	15	10
Hawaii-Hilo	1977	1977	0	1	Oklahoma City	1964	1966	1	1	Xavier (Ohio)	1984	1991	0	2
Highland Park	1904	1908	1	2	<b>Oklahoma State</b>	<b>1927</b>	<b>1993</b>	<b>53</b>	<b>39</b>	York College	1917	1917	1	0
Hillyard's	1927	1927	0	1	Omaha Alumni	1913	1915	3	0					
Houston	1963	1970	0	3	Omaha Ath. Club	1920	1920	2	0					

# AMERITAS CLASSIC

FRIDAY-SATURDAY, DECEMBER 3-4, 1993  
DEVANEY SPORTS CENTER

## 1993 Tournament Pairings:

**Friday:** 6:30 p.m. -- Nebraska vs. Ohio  
8:30 p.m. -- Navy vs. Portland  
**Saturday:** 1 p.m. -- Consolation  
3:10 p.m. -- Championship

## Previous Tournament Results:

1987

**First Round (8,803)**                      **Finals (10,526)**  
Nebraska 71, Lehigh 66              3rd-Lehigh 72, Ball State 64  
Ohio State 64, Ball State 42      1st-Ohio State 72, Nebraska 63

**All-Tournament Team:** Jay Burson, Ohio State, MVP; Jerry Francis, Ohio State; Derrick Vick, Nebraska; Daren Queenan, Lehigh; Derrick Wesley, Ball State.

1988

**First Round (9,233)**                      **Finals (10,159)**  
Nebraska 90, North Texas 84      3rd-North Texas 82, Army 79 (OT)  
San Jose State 84, Army 74      1st-Nebraska 90, San Jose St. 76

**All-Tournament Team:** Pete Manning, Nebraska, MVP; Clifford Scales, Nebraska; Steve Haney, San Jose State; Steve Rothert, Army; Ronnie Morgan, North Texas.

1989

**First Round (7,705)**                      **Finals (9,427)**  
Nebraska 117, Harvard 79          3rd-Air Force 73, Harvard 71  
Pepperdine 82, Air Force 75      1st-Nebraska 104, Pepp. 100

**All-Tournament Team:** Rich King, Nebraska, MVP; Clifford Scales, Nebraska; Tom Lewis, Pepperdine; Shann Ferch, Pepperdine; Raymond Dudley, Air Force.

1990

**First Round (10,524)**                      **Finals (11,982)**  
Nebraska 113, Tenn. Tech 92      3rd-Ala. State 92, Tenn. Tech 83  
Bowling Green 94, Ala. St. 80    1st-Nebraska 99, Bowling Green 85

**All-Tournament Team:** Carl Hayes, Nebraska, MVP; Rich King, Nebraska; Van Usher, Tennessee Tech; Clinton Venable, Bowling Green; Steve Rogers, Alabama State.

1991

**First Round (11,253)**                      **Finals (11,339)**  
Nebraska 91, Texas A&M 68          3rd-Texas A&M 69, Del. State 67  
E. Wash. 102, Del. State 68      1st-Nebraska 102, E. Wash. 67

**All-Tournament Team:** Dapreis Owens, Nebraska, MVP; Chris Cresswell, Nebraska; Eric Piatkowski, Nebraska; Miguel Johnson, Eastern Washington; David Edwards, Texas A&M; Tyrone Boger, Delaware State.

1992

**First Round (11,873)**                      **Finals (12,023)**  
Nebraska 108, Colgate 76          3rd-Colgate 76, Idaho State 68  
Kent 81, Idaho State 73          1st-Nebraska 85, Kent 61

**All-Tournament Team:** Eric Piatkowski, Nebraska, MVP; Derrick Chandler, Nebraska; Rod Koch, Kent; Greg Holman, Kent; Darren Brown, Colgate; Jim Potter, Idaho State.

# NEBRASKA VS. NCAA

## DIVISION I CONFERENCES


<u>Conference</u>	<u>G</u>	<u>W-L</u>	<u>Pct.</u>
Atlantic Coast* (9)	2	0-2	.000
Atlantic 10* (8)	3	0-3	.000
Big East* (10)	6	1-5	.167
Big Sky* (8)	19	12-7	.632
Big South* (10)	1	1-0	1.000
Big Ten* (11)	143	43-100	.301
Big West* (10)	17	11-6	.647
Colonial* (8)	0	0-0	.000
East Coast (3)	0	0-0	.000
Great Midwest (6)	22	9-13	.409
Ivy* (8)	7	7-0	1.000
Metro* (7)	5	1-4	.200
Metro Atlantic* (8)	4	3-1	.750
Mid-American* (10)	11	9-2	.818
Mid-Continent* (9)	11	10-1	.909
Mid-Eastern* (9)	0	0-0	.000
Midwestern (8)	14	6-8	.429
Missouri Valley* (10)	112	79-33	.705
North Atlantic*(8)	0	0-0	.000
Northeast* (10)	1	1-0	1.000
Ohio Valley* (9)	4	2-2	.500
Pacific 10* (10)	59	27-32	.458
Patriot League* (8)	5	4-1	.800
Southeastern* (12)	24	7-17	.292
Southern* (10)	7	6-1	.857
Southland* (10)	3	3-0	1.000
Southwest* (8)	33	20-13	.606
Southwestern* (8)	1	0-1	.000
Sun Belt* (10)	5	2-3	.400
Trans-America* (9)	2	2-0	1.000
West Coast* (8)	8	5-3	.625
Western Athletic* (9)	52	30-22	.577
Independents (11)	20	16-4	.800

\*Denotes NCAA Tournament automatic bid to champion.

## NU IN EXHIBITION PLAY (17-3)

<u>Season</u>	<u>Opponent</u>	<u>NU Result</u>
1966-67	Swedish Nationals	W, 103-78
1968-69	Athletes in Action	W, 74-65
1972-73	Yugoslavian Nationals	L, 82-80
1978-79	Windsor	W, 113-69
1981-82	Windsor	W, 94-51
1982-83	Brandon	W, 96-68
1983-84	Windsor	W, 117-49
1985-86	Bratislava	W, 101-67
1986-87	Club Bosnia	W, 90-82
1987-88	Czechoslovakia	L, 69-66
1988-89	Athletes in Action	L, 104-102 (OT)
	Victoria All-Stars	W, 109-84
1989-90	Brisbane Bullets	W, 76-74
	Athletes in Action	W, 104-90
1990-91	High Five America	W, 128-89
	Czechoslovakia	W, 92-71
1991-92	Ukraine Nationals	W, 80-71
	High Five America	W, 93-84
1992-93	Cuban Nationals	W, 114-76
	Marathon Oil	W, 126-96





Opponents

# Conference Opponents

# GAME #11/20 -- IOWA STATE CYCLONES

8 P.M. (CST) -- ESPN -- MONDAY, JANUARY 3, 1994 -- JAMES H. HILTON COLISEUM (14,020) -- AMES, IOWA  
 1:10 P.M. (CST) -- RAYCOM -- SATURDAY, FEBRUARY 12, 1994 -- BOB DEVANEY SPORTS CENTER (14,302) -- LINCOLN, NEB.

## GENERAL INFORMATION

Location: Ames, Iowa  
 Enrollment: 24,589  
 Founded: 1858  
 Nickname: Cyclones  
 Colors: Cardinal & Gold  
 Conference: Big Eight  
 Home Arena: Hilton Coliseum (14,020)  
 President: Dr. Martin Jischke  
 Athletic Director: Eugene Smith



Johnny Orr  
Head Coach



Fred Hoiberg  
Forward

## COACHING STAFF

Head Coach: Johnny Orr (Beloit, 1949)  
 Career Record: 452-333, 28 seasons  
 Record at ISU: 204-187, 13 seasons  
 Record vs. NU: 13-16  
 Basketball Office Phone: 515-294-3372  
 Best time to reach Orr: weekdays, 9 a.m.-Noon  
 Assistant Coaches: Jim Hallihan (Miami of Ohio, 1968); Ric Wesley (Central Michigan, 1980); Steve Krafcsin (Iowa, 1981)  
 Basketball Trainer: Mark Coberley

## CYCLONE OUTLOOK

1992-93 Record: 20-11, 8-6 Big Eight, tie-second  
 Final 1993 National Ranking: None  
 1993 Postseason Play: Lost in first round of NCAA Tournament  
 Lettermen Returning/Lost: 7/5  
 Starters Returning: 3, F Fred Hoiberg, F Julius Michalik, C Loren Meyer

<u>Top Returnees</u>	<u>Pos.</u>	<u>Ht.</u>	<u>Wt.</u>	<u>Yr.</u>	<u>Pts.</u>	<u>Reb.</u>
Julius Michalik	C	6-11	215	Jr.	12.3	4.3
Fred Hoiberg	F	6-4	196	Jr.	11.6	6.3
Loren Meyer	C	6-11	222	Jr.	9.8	4.9
Hurl Beechum	F	6-5	200	Jr.	3.0	1.6

<u>Top Newcomers</u>	<u>Pos.</u>	<u>Ht.</u>	<u>Wt.</u>	<u>Yr.</u>	<u>Pts.</u>	<u>Reb.</u>
Derrick Hayes	G	6-4	200	Fr.	18.1	5.8
Jacy Holloway	G	6-0	178	Fr.	23.3	6.2
Jason Kimbrough	G	5-10	170	Fr.	12.7	NA

<u>Key Losses</u>	<u>Pos.</u>	<u>Ht.</u>	<u>Wt.</u>	<u>Pts.</u>	<u>Reb.</u>
Justus Thigpen	G	6-2	195	17.6	3.8
Ron Bayless	G	6-1	180	13.3	2.2
Howard Eaton	F/C	6-6	215	6.7	3.5

## SCHEDULE

**November:** 16-Team Zagreb (ex.); 24-Marathon Oil (ex.).  
**December:** 1-Creighton; 4-Northern Iowa; 7-at Drake; 11-Iowa; 18-Texas-Arlington; 21-Charleston Southern; 29-30-Sun Bowl Tournament, at El Paso, Texas (UTEP, Pepperdine, Virginia Commonwealth).  
**January:** 3-Nebraska; 5-Western Illinois; 12-Morningside; 15-Oklahoma; 19-at Missouri; 22-Kansas; 24-Florida Atlantic; 29-at Kansas State.  
**February:** 1-Colorado; 5-at Oklahoma State; 9-at St. Louis; 12-at Nebraska; 16-Missouri; 19-at Colorado; 23-at Oklahoma; 26-Oklahoma State.  
**March:** 3-at Kansas; 6-Kansas State; 11-13-Phillips 66 Big Eight Tournament, at Kansas City, Mo.

## SPORTS INFORMATION

SID Contact: Beth Haag  
 Office Phone: 515-294-3372  
 Home Phone: 515-292-5404  
 SID FAX Number: 515-294-0558  
 Press Row Phone: 515-294-6178  
 Mailing Address: Sports Information Office, Olsen Building Annex, 1802 South Fourth, Ames, Iowa, 50011

## KEY MEDIA CONTACTS

**LOCAL BEAT WRITER**  
 Jeff King, Ames Tribune,  
 Box 317, Ames, Iowa, 50010

**RADIO NETWORK**  
 Play-by-Play Announcer: Pete Taylor  
 Color: Eric Heft  
 Flagship Station/Address: KIOA, Two Ruan Center, Suite 1000, 601 Locust Street, Des Moines, Iowa, 50309  
 Phone: 515-245-3822

## HUSKER-CYCLONE NOTES

✓ Nebraska and Iowa State will open their conference schedules against each other in Ames, Jan. 3, 1994. The Huskers have won five of the last six meetings between the teams.

✓ Former Cyclone standout Eric Heft, who now serves as the color man on the school's radio broadcasts, dished out an ISU school-record 16 assists against NU during the 1973-74 season.

✓ Iowa State Coach Johnny Orr guided Michigan to a 76-69 victory over Nebraska in the first round of the 1980 National Invitation Tournament at Ann Arbor, Mich.

✓ Iowa State junior Fred Hoiberg is the grandson of late Husker cage coach Jerry Bush. Bush, who was known as the "Big Bear of the Coliseum," guided the Nebraska program from 1955-1963.

**Most consecutive wins (year ended):** Nebraska 16 (1914-15); Iowa State 7 (1962-63).

**Most points scored:** Nebraska 97, at Lincoln, Jan. 12, 1991; Iowa State 114, at Ames, Jan. 20, 1988.

**Highest combined score:** 192, Iowa State 99, Nebraska 93, at Ames, Jan. 25, 1969 (OT).

**Biggest winning margin:** Nebraska 29, at Lincoln, Feb. 15, 1936 (49-20); Iowa State 38, at Ames, Jan. 20, 1988 (114-74).

**Individual scoring high:** Nebraska 32, Marvin Stewart, twice; Iowa State 39, Don Smith, at Lincoln, Jan. 5, 1968.

# THE IOWA STATE SERIES: NEBRASKA 117, IOWA STATE 80

In Lincoln: Nebraska leads, 70-23.  
 At Devaney Sports Center: Nebraska leads, 13-5.  
 In Ames: Iowa State leads, 50-42  
 At Hilton Coliseum: Iowa State leads, 12-10.  
 In Kansas City: Iowa State leads, 7-5.  
 At Kemper Arena: Series tied, 1-1.  
 In Phillips 66 Big Eight Tournament: Tied, 1-1

Year	NU-ISU	Site
1908-09	42-20	(H)
	40-21	(H)
	16-22	(A)
	31-17	(A)
1909-10	24-21	(H)
	29-26	(H)
	23-34	(A)
	17-18	(A)
1910-11	41-20	(H)
	31-33	(H)
	27-31	(A)
	22-19	(A)
1911-12	33-12	(H)
	40-14	(H)
	31-21	(A)
	31-12	(A)
1912-13	29-12	(A)
	16-10	(A)
	28-8	(H)
	24-12	(H)
1913-14	15-9	(A)
	16-3	(A)
	24-16	(H)
	41-13	(H)
1914-15	3-15	(H)
	25-12	(H)
	24-12	(A)
	11-25	(A)
1915-16	35-21	(H)
	31-14	(H)
	23-14	(A)
	29-17	(A)
1916-17	7-19	(A)
	17-24	(A)
	22-24	(H)
	24-21	(H)
1920-21	30-38	(A)
	32-23	(A)
	33-16	(H)
	37-11	(H)
1921-22	21-14	(A)
	7-26	(H)
1922-23	21-15	(A)
	17-21	(H)
1923-24	18-16	(A)
	27-14	(H)
1924-25	37-17	(H)

Year	NU-ISU	Site
	28-13	(A)
1925-26	18-13	(H)
	27-12	(A)
1926-27	35-19	(H)
	24-26	(A)
1927-28	37-26	(H)
	32-26	(A)
1928-29	45-39	(H)
	33-37	(A)
1929-30	32-22	(A)
	52-50	(H)
1930-31	31-19	(H)
	28-42	(A)
1931-32	28-24	(A)
	32-33	(H)
1932-33 (OT)	25-30	(H)
	43-16	(A)
1933-34	37-31	(A)
	26-21	(H)
1934-35	32-31	(H)
	14-22	(A)
1935-36 (OT)	40-41	(A)
	49-20	(H)
1936-37	45-33	(H)
	48-31	(A)
1937-38	35-32	(A)
	50-23	(H)
1938-39	51-44	(H)
	28-41	(A)
1939-40	44-28	(H)
	33-40	(A)
1940-41	38-35	(A)
	41-36	(H)
1941-42	33-39	(A)
	39-31	(H)
1942-43	38-50	(A)
	51-36	(H)
1943-44	24-56	(H)
	35-58	(A)
1944-45	38-50	(H)
	45-47	(A)
1945-46	39-57	(A)
	45-57	(H)
1946-47	54-51	(KC)
	44-61	(A)
	54-56	(H)
1947-48	44-55	(A)

Year	NU-ISU	Site
	62-57	(H)
1948-49	71-50	(H)
	44-41	(A)
1949-50 (OT)	85-67	(KC)
	64-46	(H)
	(OT) 56-54	(A)
1950-51	51-49	(H)
	51-67	(A)
1951-52	66-76	(KC)
	72-78	(A)
	75-53	(H)
1952-53	83-79	(KC)
	60-78	(H)
	66-93	(A)
1953-54	74-60	(A)
	78-65	(H)
1954-55	76-63	(H)
	75-82	(A)
1955-56 (OT)	69-71	(H)
	74-94	(A)
1956-57	69-89	(KC)
	47-59	(A)
	67-58	(H)
1957-58	51-61	(KC)
	52-57	(H)
	63-78	(A)
1958-59	52-49	(H)
	56-59	(A)
1959-60	53-57	(A)
	69-49	(H)
1960-61	58-66	(H)
	62-68	(A)
1961-62	72-84	(A)
	66-79	(H)
1962-63	68-82	(KC)
	69-83	(A)
	54-75	(H)
1963-64	55-52	(A)
	57-55	(H)
1964-65	62-69	(KC)
	88-79	(H)
	69-65	(A)
1965-66	76-74	(A)
	81-70	(H)
1966-67	94-82	(H)
	76-65	(A)
1967-68	70-85	(A)
	(OT) 92-93	(H)
1968-69 (OT)	93-99	(A)
	(OT) 74-75	(H)
1969-70	74-66	(KC)
	70-72	(A)
	87-81	(H)
1970-71	84-62	(H)
	(OT) 69-67	(A)

Year	NU-ISU	Site
1971-72	76-71	(H)
	67-76	(A)
1972-73	64-75	(KC)
	60-81	(A)
	76-82	(H)
1973-74 (3OT)	91-88	(H)
	58-76	(A)
1974-75	75-62	(H)
	69-82	(A)
1975-76	66-56	(A)
	82-66	(H)
1976-77	75-55	(KC)
	49-48	(A)
	66-51	(H)
1977-78	59-65	(H)
	62-56	(A)
1978-79	72-68	(A)
	46-48	(H)
1979-80	58-50	(A)
	69-66	(H)
1980-81	61-56	(A)
	81-61	(H)
1981-82	60-47	(H)
	61-63	(A)
1982-83	59-54	(A)
	67-66	(H)
	*94-71	(H)
1983-84	64-63	(A)
	48-69	(H)
1984-85	65-76	(A)
	74-57	(H)
1985-86	75-58	(H)
	73-81	(A)
	*58-75	(KC)
1986-87	75-91	(A)
	66-65	(H)
1987-88	76-114	(A)
	84-85	(H)
1988-89	76-88	(A)
	77-74	(H)
1989-90	83-91	(H)
	85-101	(A)
1990-91	97-87	(H)
	65-57	(A)
1991-92	68-63	(H)
	80-70	(A)
1992-93	96-69	(A)
	91-87	(H)

\*Phillips 66 Big Eight Tournament.

## HUSKER CAREER STATISTICS VS. IOWA STATE

Player	G	FG-FGA	Pct.	3FG-3FGA	Pct.	FT-FTA	Pct.	Reb.-Avg.	TP-Avg.	M	A	BS	S
Piatkowski	6	29-58	.500	9-21	.429	29-33	.879	24-4.0	96-16.0	152	11	2	7
Johnson	4	12-24	.500	3-7	.429	11-14	.786	11-2.8	38- 9.5	111	18	12	4
Boone	2	6-17	.353	3-6	.500	2-2	1.000	7-3.5	17- 8.5	36	5	2	1
Chubick	4	8-16	.500	1-4	.250	10-13	.769	23-5.8	27- 6.8	108	4	1	5
Strickland	2	3-11	.273	0-5	.000	7-10	.700	4-2.0	13- 6.5	38	6	0	4
Badgett	2	5-12	.417	0-1	.000	2-2	1.000	10-5.0	12- 6.0	44	2	1	1
Best	1	1-3	.333	0-0	.000	0-2	.000	6-6.0	2- 2.0	13	2	1	1
Glock	1	0-0	.000	0-0	.000	0-0	.000	0-0.0	0- 0.0	3	0	0	1



# GAME #13/15 -- COLORADO GOLDEN BUFFALOES

1:10 P.M. (CST) -- RAYCOM -- SATURDAY, JANUARY 8, 1994 -- BOB DEVANEY SPORTS CENTER (14,302) -- LINCOLN, NEB.

7:05 P.M. (CST) -- PRIME -- WEDNESDAY, JANUARY 19, 1994 -- COORS EVENTS CENTER (11,198) -- BOULDER, COLO.

## GENERAL INFORMATION

Location: Boulder, Colo.

Enrollment: 25,176

Founded: 1876

Nickname: Golden Buffaloes

Colors: Silver, Gold & Black

Conference: Big Eight

Home Arena: Coors Events Center (11,198)

Chancellor: Dr. Judith Albino

Athletic Director: Bill Marolt



## COACHING STAFF

Head Coach: Joe Harrington (Maryland, 1968)

Career Record: 221-181, 14 seasons

Record at CU: 42-46, three seasons

Record vs. NU: 1-5

Basketball Office Phone: 303-492-6877

Best time to reach Harrington: early mornings

Assistant Coaches: Scott Sanderson (South Carolina, 1984), Ricardo Patton (Belmont College, 1980), David Moe (Texas Lutheran, 1986)

Basketball Trainer: Steve Willard

## BUFFALOE OUTLOOK

1992-93 Record: 10-19, 2-12 in Big Eight, eighth

Final 1993 National Ranking: None

1993 Postseason Tournament: None

Lettermen Returning/Lost: 6/6

Starters Returning: 3, G Donnie Boyce, F Ted Allen, G Pete Hefty

Top Returnees	Pos.	Ht.	Wt.	Yr.	Pts.	Reb.
Donnie Boyce	G	6-5	195	Jr.	19.9	6.2
Ted Allen	F/C	6-10	225	Jr.	7.9	5.6
Pete Hefty	G	6-0	170	So.	3.8	1.6
Sande Goltart	G/F	6-6	190	Jr.	3.6	2.1

Top Newcomers	Pos.	Ht.	Wt.	Yr.	Pts.	Reb.
Rich Frandeen	F	6-8	200	Fr.	23.0	9.0
Dameon Page	G	6-5	195	Fr.	22.0	8.0
Mack Tuck	G	6-6	190	Fr.	28.0	10.0

Key Losses	Pos.	Ht.	Wt.	Pts.	Reb.
Randy Robinson	F	6-7	215	15.0	4.7
Poncho Hodges	C	6-9	230	12.1	7.5
Johnny Terrell	G	6-1	180	4.6	1.1

## SCHEDULE

November: 19-Brazil-Corinthians (exh.); 23-Marathon Oil (exh.); 29-North Texas.

December: 3-4-Mile High Classic (Sam Houston State, Yale, LaSalle); 6-at Colorado State; 9-Wyoming; 21-Cal State-Fullerton; 28-at Nevada; 30-Maryland-Eastern Shore.

January: 3-at Illinois State; 8-at Nebraska; 12-Missouri-Kansas City; 15-Missouri; 17-Cal State-Northridge; 19-Nebraska; 22-at Kansas State; 26-Cal State-Sacramento; 29-Kansas.

February: 2-at Iowa State; 5-Kansas State; 9-at Missouri; 12-at Oklahoma; 19-Iowa State; 21-Oklahoma State; 26-at Kansas.

March: 3-Oklahoma; 5-at Oklahoma State; 11-13-Phillips 66 Big Eight Tournament, at Kansas City, Mo.



Joe Harrington  
Head Coach



Donnie Boyce  
Guard

## SPORTS INFORMATION

SID Contact: Doug Strauss

Office Phone: 303-492-5626

Home Phone: 303-447-8931

SID FAX Number: 303-492-3811

Press Row Phone: 303-492-5626

Mailing Address: University of Colorado Athletic Media Relations Office, Campus Box 357, Boulder, Colo., 80309-0357

## KEY MEDIA CONTACTS

### LOCAL BEAT WRITER

Dave Schaefer, Boulder Daily Camera

P.O. Box 591, Boulder, Colo., 80306

### RADIO NETWORK

Play-by-Play Announcer: Larry Zimmer

Color: Kent Groshong

Flagship Station/Address: KOA, P.O. Box 85, Denver, Colo., 80236

Phone: 303-892-4880

## HUSKER-BUFFALOE NOTES

✓ Nebraska has won 12 of the last 14 meetings between the teams to take a 56-55 series lead. Nebraska has won 11 straight from the Buffs in Lincoln.

✓ The Buffs' Chuck Gardner scored a series record 42 points against the Cornhuskers in Boulder on the final day of the 1965-66 season. The 95-88 Colorado win cost Nebraska a share of the Big Eight title that season. The Huskers' Tom Baack scored an NU team-high 29 points against CU that night.

✓ Colorado is Nebraska's second-oldest Big Eight rival, as the teams first met during the 1902-03 season in Boulder. The series, though, ranks as Nebraska's second-shortest among Big Eight teams at 111 games (NU has faced Oklahoma State 92 times).

**Most consecutive wins (year ended):** Nebraska 8 (1949-50, first eight games of series); Colorado 11 (1964-65).

**Most points scored:** Nebraska 97, at Lincoln, Feb. 22, 1989; Colorado, 95, at Boulder, March 5, 1966.

**Highest combined score:** 183, Colorado 95, Nebraska 88, at Boulder, March 5, 1966.

**Biggest winning margin:** Nebraska 38, at Lincoln, Feb. 22, 1989 (97-69); Colorado 42, at Big Seven Tournament, Dec. 29, 1954 (89-47).

**Individual scoring high:** Nebraska 29, Tom Baack, at Boulder, March 5, 1966; Colorado, 42, Chuck Gardner, at Boulder, March 5, 1966.

# THE COLORADO SERIES: NEBRASKA 56, COLORADO 55

In Lincoln: Nebraska leads, 37-11.  
 At Devaney Sports Center: Nebraska leads, 15-3.  
 In Boulder: Colorado leads, 31-18.  
 At Coors Events Center: Nebraska leads, 9-5.  
 In Kansas City: Colorado leads, 13-1.  
 At Kemper Arena: Colorado leads, 2-0  
 In Phillips 66 Big Eight Tournament: Colorado leads, 1-0

Year	NU-CU	Site	Year	NU-CU	Site
1902-03	28-12	(A)	1961-62	56-58	(H)
1919-20	27-16	(A)		63-74	(A)
	24-17	(A)	1962-63	47-59	(KC)
1937-38	29-18	(H)		47-75	(H)
1947-48	59-55	(A)		51-80	(A)
	58-53	(H)	1963-64	58-80	(KC)
1948-49	45-43	(H)		52-60	(H)
	56-45	(A)		73-89	(A)
1949-50	57-67	(KC)	1964-65	52-70	(KC)
	59-72	(A)		52-62	(A)
	59-49	(H)		66-59	(H)
1950-51	45-51	(A)	1965-66	70-63	(H)
	58-45	(H)		88-95	(A)
1951-52	63-68	(B)	1966-67	66-73	(KC)
	63-61	(H)		84-80	(H)
	65-67	(A)		57-64	(A)
1952-53	53-67	(KC)	1967-68	87-73	(H)
	80-65	(A)		73-75	(A)
	78-86	(H)	1968-69	81-83	(A)
1953-54	67-75	(H)		79-65	(H)
	58-83	(A)	1969-70	60-72	(KC)
1954-55	47-89	(KC)		60-58	(H)
	84-77	(H)		59-76	(A)
	66-77	(A)	1970-71	77-67	(KC)
1955-56	63-78	(A)		65-63	(A)
	50-77	(H)		85-71	(H)
1956-57	74-52	(H)	1971-72	67-55	(H)
	56-60	(A)		57-67	(A)
1957-58	50-41	(H)	1972-73	59-67	(H)
	52-54	(A)		63-71	(A)
1958-59	50-54	(KC)	1973-74	64-65	(A)
	50-57	(A)		65-42	(H)
	62-61	(H)	1974-75	85-59	(H)
1959-60	55-64	(KC)		61-62	(A)
	(OT) 57-62	(A)	1975-76	66-64	(A)
	54-58	(H)		80-61	(H)
1960-61	65-61	(H)	1976-77	50-55	(KC)
	**51-66	(A)		69-54	(H)

Year	NU-CU	Site
	73-62	(A)
1977-78	64-73	(A)
	86-75	(H)
1978-79	61-74	(KC)
	61-64	(A)
	79-52	(H)
1979-80	53-44	(A)
	55-56	(H)
1980-81	59-62	(H)
	57-56	(A)
	*66-70	(H)
1981-82	74-57	(A)
	74-57	(H)
1982-83	69-72	(A)
	68-56	(H)
1983-84	57-60	(A)
	75-67	(H)
1984-85	85-67	(H)
	61-64	(A)
1985-86	77-60	(A)
	79-72	(H)
1986-87	86-66	(H)
	68-65	(A)
1987-88	63-57	(A)
	75-67	(H)
1988-89	80-83	(A)
	97-59	(H)
1989-90	91-82	(A)
	96-82	(H)
1990-91	69-86	(A)
	86-72	(H)
1991-92	84-74	(A)
	84-70	(H)
1992-93	82-67	(A)
	76-67	(H)

\*Phillips 66 Big Eight Tournament.

\*\*Colorado forfeit.

## HUSKER CAREER STATISTICS VS. COLORADO

Player	G	FG-FGA	Pct.	3FG-3FGA	Pct.	FT-FTA	Pct.	Reb.-Avg.	TP-Avg.	M	A	BS	S
Piatkowski	6	33-66	.500	12-28	.429	15-18	.833	36-6.0	93-15.5	165	18	3	3
Badgett	2	6-12	.500	0-0	.000	9-10	.900	7-3.5	21-10.5	33	1	0	4
Chubick	5	14-21	.667	0-0	.000	19-24	.792	21-4.2	47- 9.4	117	2	4	3
Boone	2	5-10	.500	0-2	.000	8-10	.800	5-2.5	18- 9.0	36	2	0	1
Johnson	3	8-17	.471	1-3	.333	3-4	.750	7-2.3	20- 6.7	82	12	0	9
Strickland	2	4-11	.364	2-5	.400	0-0	.000	4-2.0	10- 5.0	28	5	0	3
Best	1	2-3	.667	0-1	.000	0-0	.000	4-4.0	4- 4.0	7	0	0	1
Glock	1	1-3	.333	0-0	.000	0-0	.000	4-4.0	2- 2.0	13	2	0	0

# GAME #16/26 -- MISSOURI TIGERS

8:30 P.M. (CST) -- ESPN -- MONDAY, JANUARY 24, 1994 -- BOB DEVANEY SPORTS CENTER (14,302) -- LINCOLN, NEB.

3:10 P.M. (CST) -- RAYCOM -- SATURDAY, MARCH 5, 1994 -- HEARNES CENTER (13,300) -- COLUMBIA, MO.

## GENERAL INFORMATION

Location: Columbia, Mo.  
 Enrollment: 23,346  
 Founded: 1839  
 Nickname: Tigers  
 Colors: Old Gold and Black  
 Conference: Big Eight  
 Home Arena: Hearnese Center (13,300)  
 Chancellor: Dr. Charles Kiesler  
 Athletic Director: Dan Devine



## COACHING STAFF

Head Coach: Norm Stewart (Missouri, 1956)  
 Career Record: 612-306, 32 seasons  
 Record at MU: 515-264, 26 seasons  
 Record vs. NU: 39-22  
 Basketball Office Phone: 314-882-3463  
 Best time to reach Stewart: weekdays, 8 a.m.-Noon  
 Assistant Coaches: Kim Anderson (Missouri, 1977); Rich Daly (Northeast Missouri St., 1962); Lee Winfield (North Texas, 1971)  
 Basketball Trainer: Ron DuBuque

## TIGER OUTLOOK

1992-93 Record: 19-14, 5-9 Big Eight, seventh  
 1993 Final Ranking: None  
 1993 Postseason Tournament: Won Phillips 66 Big Eight Tournament, lost in first round of NCAA Tournament  
 Lettermen Returning/Lost: 8/3  
 Starters Returning: 4, F Jevon Crudup, G Melvin Booker, C Chris Heller, G Reggie Smith

Top Returnees	Pos.	Ht.	Wt.	Yr.	Pts.	Reb.
Melvin Booker	G	6-2	180	Sr.	15.8	4.3
Jevon Crudup	F	6-9	241	Sr.	13.6	8.3
Mark Atkins	G	6-5	229	Sr.	12.2	3.5
Chris Heller	C	6-10	231	Sr.	7.7	5.9
Lamont Frazier	G/F	6-4	217	Sr.	7.5	4.0

Top Newcomers	Pos.	Ht.	Wt.	Yr.	Pts.	Reb.
Jason Sutherland	G	6-1	180	Fr.	27.6	NA
Kelly Thames	F	6-7	205	Fr.	21.7	11.7
Julian Winfield	G/F	6-5	190	So.	9.5	5.8

Key Loss	Pos.	Ht.	Wt.	Pts.	Reb.
Jeff Warren	F	6-8	225	8.5	5.6

## SCHEDULE

**November:** 17-Verich USA Reps. (ex.); 23-Russian Red Army Team (ex.); 27-Central Missouri State.

**December:** 2-at Arkansas; 4-Jackson State; 6-Arkansas State; 11-Southern Methodist; 19-Coppin State; 22-Illinois (at St. Louis, Mo.); 30-Mercer.

**January:** 2-Washington; 5-at Southern Illinois; 8-Kansas State; 12-at Notre Dame; 15-at Colorado; 19-Iowa State; 22-at Oklahoma State; 24-at Nebraska; 31-Kansas.

**February:** 5-at Oklahoma; 9-Colorado; 12-Oklahoma State; 16-at Iowa State; 20-at Kansas; 23-Southeast Missouri State; 26-Oklahoma.

**March:** 2-at Kansas State; 5-Nebraska; 11-13-Phillips 66 Big Eight Tournament, at Kansas City, Mo.



Norm Stewart  
Head Coach



Melvin Booker  
Guard

## SPORTS INFORMATION

SID Contact: Bob Brendel  
 Office Phone: 314-882-3241  
 Home Phone: 314-874-0453  
 SID FAX Number: 314-882-4720  
 Press Row Phone: 314-882-1442  
 Mailing Address: Sports Information Office, P.O. Box 677, Columbia, Mo., 65205

## KEY MEDIA CONTACTS

### LOCAL BEAT WRITER

David Holzman, Columbia Daily Tribune,  
 P.O. Box 798, Columbia, Mo., 65205

### RADIO NETWORK

Play-by-Play Announcer: Mike Kelly  
 Color: Jon Sundvold  
 Flagship Station/Address: Tiger Network, P.O. Box 104180, Jefferson City, Mo., 65110-4180.  
 Phone: 314-893-7200

## HUSKER-TIGER NOTES

✓ Nebraska swept the season series from Missouri last year for the first time since the 1973-74 season, and won in Columbia for the first time in seven tries under Coach Danny Nee.

✓ Missouri is the only Big Eight team with a winning record against NU in the Devaney Center (9-8).

✓ One of Nebraska's biggest wins ever was a 67-51 victory at 19-0 and No. 1 Missouri, Feb. 6, 1982.

✓ Nebraska's Jerry Fort scored a school-record 40 points in the Huskers' 80-77 homecourt win over the Tigers, Feb. 22, 1975. Mizzou's Joe Scott scored a Tiger-record 46 points against the Cornhuskers, March 6, 1961, in Columbia.

**Most consecutive wins (year ended):** Nebraska 6 three times (1943-44, 1950-51, 1967-68); Missouri 6 four times (1933-34, 1940-41, 1973-74, 1989-90).

**Most points scored:** Nebraska 99, at Lincoln, Jan. 28, 1967; Missouri 111, at Lincoln, Jan. 13, 1990.

**Highest combined score:** 206, Missouri 111, Nebraska 95, at Lincoln, Jan. 13, 1990.

**Biggest winning margin:** Nebraska 29, at Lincoln, Feb. 19, 1937 (50-21); Missouri 39, at Columbia, Feb. 24, 1922 (55-16).

**Individual scoring high:** Nebraska 40, Jerry Fort, at Lincoln, Feb. 22, 1974; Missouri 46, Joe Scott, at Columbia, March 6, 1961.



# THE MISSOURI SERIES: MISSOURI 100, NEBRASKA 76

In Lincoln: Nebraska leads, 44-33.  
 At Devaney Sports Center: Missouri leads, 9-8.  
 In Columbia: Missouri leads, 55-24.  
 At Hearnese Center: Nebraska leads, 16-5.  
 In Kansas City: Missouri leads, 11-8.  
 At Kemper Arena: Missouri leads, 5-1.  
 In the Phillips 66 Big Eight Tournament: Missouri leads, 5-0

Year	NU-MU	Site
1907-08	41-30	(H)
1908-09	43-31	(H)
1910-11	26-39	(A)
	(OT) 36-37	(A)
	30-23	(H)
	20-23	(H)
1916-17	16-18	(H)
	7-18	(H)
1917-18	9-22	(A)
	8-16	(A)
1918-19	28-26	(A)
	21-14	(A)
1921-22	31-46	(H)
	16-55	(A)
1922-23	18-33	(A)
	22-39	(A)
1923-24	24-18	(H)
	31-11	(A)
1924-25	25-20	(A)
	24-21	(H)
1925-26	24-26	(H)
	22-24	(A)
1926-27	35-23	(A)
	27-22	(H)
1927-28	15-36	(A)
	36-26	(H)
1928-29	25-30	(H)
	39-33	(A)
1929-30	21-27	(A)
	34-31	(H)
1930-31	42-32	(H)
	20-33	(A)
1931-32	18-30	(A)
	28-32	(H)
1932-33	33-37	(A)
	31-39	(H)
1933-34	26-36	(A)
	34-27	(H)
1934-35	31-32	(A)
	21-23	(H)
1935-36	31-26	(H)
	43-33	(A)

Year	NU-MU	Site
1936-37	31-22	(A)
	50-21	(H)
1937-38	18-27	(H)
	30-38	(A)
1938-39	41-54	(A)
	36-46	(H)
1939-40	33-46	(A)
	40-41	(H)
1940-41	40-29	(H)
	38-36	(A)
1941-42	51-45	(H)
	41-40	(A)
1942-43	39-36	(A)
	56-50	(H)
1943-44 (OT)	32-36	(H)
	29-44	(A)
1944-45	41-47	(H)
	(20T) 54-55	(A)
1945-46	54-63	(KC)
	44-42	(A)
	42-39	(H)
1946-47	41-47	(A)
	49-60	(H)
1947-48	46-44	(KC)
	54-66	(H)
	41-47	(A)
1948-49	50-52	(KC)
	47-46	(H)
	52-48	(A)
1949-50	50-41	(H)
	55-48	(A)
1950-51	54-52	(KC)
	54-52	(H)
	57-68	(A)
1951-52	55-60	(H)
	53-68	(A)
1952-53	73-62	(H)
	59-66	(A)
1953-54	57-72	(KC)
	80-72	(H)
	67-82	(A)
1954-55	58-75	(KC)

Year	NU-MU	Site
	59-67	(A)
	73-76	(H)
1955-56	66-71	(KC)
	83-77	(H)
	80-88	(A)
1956-57	70-65	(KC)
	84-65	(A)
	53-49	(H)
1957-58	54-55	(A)
	(OT) 67-62	(H)
1958-59	81-69	(H)
	81-79	(A)
1959-60	78-67	(KC)
	61-69	(A)
	64-59	(H)
1960-61	90-72	(KC)
	62-48	(H)
	76-97	(A)
1961-62	65-63	(A)
	63-81	(H)
1962-63	61-69	(H)
	72-84	(A)
1963-64 (OT)	74-69	(H)
	60-78	(A)
1964-65	74-92	(H)
	66-84	(A)
1965-66 (OT)	69-67	(KC)
	82-60	(H)
	71-53	(A)
1966-67	99-82	(H)
	80-73	(A)
1967-68	75-66	(H)
	70-91	(A)
1968-69	76-70	(KC)
	87-71	(H)
	60-79	(A)
1969-70	60-48	(H)
	63-80	(A)
1970-71	81-72	(H)
	65-77	(A)
1971-72	64-76	(KC)
	65-80	(A)
	54-61	(H)
1972-73	65-78	(H)
	70-86	(A)
1973-74	75-58	(H)
	(OT) 88-87	(A)
1974-75	74-88	(A)
	80-77	(H)
1975-76	57-62	(H)

Year	NU-MU	Site
	(OT) 84-95	(A)
1976-77	63-76	(A)
	60-58	(H)
1977-78	56-55	(H)
	52-74	(A)
	*58-61	(KC)
1978-79 (OT)	58-56	(KC)
	60-76	(A)
	76-64	(H)
1979-80	63-84	(H)
	60-73	(A)
1980-81	66-53	(H)
	45-55	(A)
1981-82	42-44	(H)
	67-51	(A)
	*53-58	(KC)
1982-83	56-79	(A)
	51-54	(H)
	*63-69	(KC)
1983-84	48-50	(H)
	(OT) 61-56	(A)
1984-85	74-66	(H)
	50-69	(A)
1985-86	67-68	(H)
	75-66	(A)
1986-87	71-87	(H)
	64-80	(A)
1987-88	70-68	(H)
	67-92	(A)
1988-89	72-89	(H)
	63-79	(A)
	*70-98	(KC)
1989-90	95-111	(H)
	85-107	(A)
1990-91	89-75	(H)
	71-91	(A)
	*82-90	(KC)
1991-92	73-83	(H)
	61-87	(A)
1992-93 (OT)	88-87	(H)
	76-75	(A)

\*Phillips 66 Big Eight Tournament.

## HUSKER CAREER STATISTICS VS. MISSOURI

Player	G	FG-FGA	Pct.	3FG-3FGA	Pct.	FT-FTA	Pct.	Reb.-Avg.	TP-Avg.	M	A	BS	S
Strickland	2	12-16	.750	6-7	.857	5-9	.556	4-2.0	35-17.5	32	3	0	0
Piatkowski	7	31-70	.443	14-39	.359	13-16	.813	35-5.0	89-12.7	185	13	6	7
Johnson	4	13-28	.464	5-13	.385	6-7	.857	11-2.8	37- 9.3	118	13	0	5
Chubick	7	15-23	.652	1-3	.333	14-25	.560	33-4.7	45- 6.4	127	5	4	2
Badgett	2	5-11	.455	1-2	.500	0-0	.000	4-2.0	11- 5.5	32	2	1	1
Boone	2	2-6	.333	0-1	.000	7-8	.875	3-1.5	11- 5.5	47	13	1	0
Best	1	1-5	.200	0-2	.000	0-0	.000	4-4.0	2- 2.0	14	1	0	0
Glock	2	0-0	.000	0-0	.000	0-0	.000	1-0.5	0- 0.0	9	0	1	0

# GAME #17/21 -- OKLAHOMA SOONERS

7:05 P.M. (CST) -- PRIME -- SATURDAY, JANUARY 29, 1994 -- BOB DEVANEY SPORTS CENTER (14,302) -- LINCOLN, NEB.  
8:30 P.M. (CST) -- ESPN -- MONDAY, FEBRUARY 14, 1994 -- LLOYD NOBLE CENTER (11,100) -- NORMAN, OKLA.

## GENERAL INFORMATION

Location: Norman, Okla.  
Enrollment: 25,000  
Founded: 1890  
Nickname: Sooners  
Colors: Crimson and Cream  
Conference: Big Eight  
Home Arena: Lloyd Noble Center (11,100)  
Chancellor: Dr. Richard Van Horn  
Athletic Director: Donnie Duncan



## COACHING STAFF

Head Coach: Billy Tubbs (Lamar, 1958)  
Career Record: 424-187, 19 seasons  
Record at OU: 318-119, 13 seasons  
Record vs. NU: 20-9  
Basketball Office Phone: 405-325-8301  
Best time to reach Tubbs: weekday mornings  
Assistant Coaches: Mike Mims (Central Oklahoma St., 1969); Mike Anderson (East Central Oklahoma St., 1980)  
Basketball Trainer: Alex Brown

## SOONER OUTLOOK

1992-93 Record: 20-12, 7-7 Big Eight, tie-fifth  
Final 1993 National Ranking: None  
1993 Postseason Tournament: Lost in second round of NIT  
Lettermen Returning/Lost: 6/4  
Starter Returning: 1, F Jeff Webster

<u>Top Returnees</u>	<u>Pos.</u>	<u>Ht.</u>	<u>Wt.</u>	<u>Yr.</u>	<u>Pts.</u>	<u>Reb.</u>
Jeff Webster	F	6-9	225	Sr.	16.5	6.7
Ken Conley	C	6-8	227	Sr.	9.3	5.3
Ryan Minor	F	6-8	215	So.	4.7	2.7

<u>Top Newcomers</u>	<u>Pos.</u>	<u>Ht.</u>	<u>Wt.</u>	<u>Yr.</u>	<u>Pts.</u>	<u>Reb.</u>
Calvin Curry	F	6-6	205	Jr.	21.4	6.2
Leo Williams	G/F	6-4	170	Jr.	20.8	6.3
James Mayden	C	6-10	190	Jr.	12.0	8.0

<u>Key Losses</u>	<u>Pos.</u>	<u>Ht.</u>	<u>Wt.</u>	<u>Pts.</u>	<u>Reb.</u>
Bryatt Vann	G	6-5	205	16.9	6.7
Angelo Hamilton	G/F	6-6	200	14.3	4.7
Terry Evans	G	6-2	175	14.0	2.7
Bryan Sallier	C	6-9	250	12.5	8.1

## SCHEDULE

November: 18-Marathon Oil (exh.); 22-Latvia National Team (exh.); 28-Massachusetts.

December: 1-Northeastern Illinois; 4-at Oregon State; 7-Maryland (at Oklahoma City); 18-Lamar; 22-Coppin State; 27-at Texas; 29-30-All-College Tournament, at Oklahoma City (Eastern Kentucky, Tulsa, Texas Tech).

January: 5-Baylor; 8-Oklahoma State; 10-at Kansas; 15-at Iowa State; 20-at Virginia Commonwealth; 26-Kansas State; 29-at Nebraska.

February: 2-Southern Methodist; 5-Missouri; 7-at Oklahoma State; 12-Colorado; 14-Nebraska; 19-at Kansas State; 23-Iowa State; 26-at Missouri.

March: 2-at Colorado; 6-Kansas; 11-13-Phillips 66 Big Eight Tournament, at Kansas City, Mo.



Billy Tubbs  
Head Coach



Jeff Webster  
Forward

## SPORTS INFORMATION

SID Contact: Mike Prusinski  
Office Phone: 405-325-8228  
Home Phone: 405-321-1825  
SID FAX Number: 405-325-7623  
Press Row Phone: 405-325-1024  
Mailing Address: Sports Information Office, 180 West Brooks Avenue, Norman, Okla., 73019

## KEY MEDIA CONTACTS

### LOCAL BEAT WRITER

Bob Hersom, Daily Oklahoman,  
Box 25125, Oklahoma City, Okla., 73125

### RADIO NETWORK

Play-by-Play Announcer: Bob Barry, Sr.  
Color: Mark Mathew  
Flagship Station/Address: Sooner Network, Box 6000, Norman, Okla., 73153  
Phone: 405-794-4000

## HUSKER-SOONER NOTES

✓ Nebraska and Oklahoma combined for 230 points in a 133-97 Oklahoma victory at Norman during the 1986-87 season, a game that ranks as the highest scoring contest in Big Eight history.

✓ Nebraska won one of the most dramatic games in Phillips 66 Big Eight Tournament history with its 117-113 come-from-behind overtime win over the Sooners in 1990-91.

✓ Nebraska beat Oklahoma, 57-56, in a 1950 playoff game to determine the Big Seven Conference's representative to the NCAA playoff against the Missouri Valley Conference champion.

**Most consecutive wins (year ended):** Nebraska 9 (1970-71); Oklahoma 11 (1946-47).

**Most points scored:** Nebraska 117, at Kansas City, Mo., March 8, 1991 (OT); Oklahoma 133, at Norman, Feb. 21, 1987.

**Highest combined score:** 230, Oklahoma 133, Nebraska 97, at Norman, Feb. 21, 1987.

**Biggest winning margin:** Nebraska 27, at Lincoln, Feb. 24, 1936 (55-28); Oklahoma 41, at Norman, Jan. 31, 1990 (105-64).

**Individual scoring high:** Nebraska 32, Jerry Fort, at Lincoln, Feb. 12, 1975; Oklahoma, 38, Gerald Tucker, at Norman, Feb. 17, 1947.

# THE OKLAHOMA SERIES: OKLAHOMA 89, NEBRASKA 74

In Lincoln: Nebraska leads, 42-33.  
 At Devaney Sports Center: Series tied, 9-9.  
 In Norman: Oklahoma leads, 51-19.  
 At Lloyd Noble Center: Oklahoma leads, 15-3.  
 In Kansas City: Nebraska leads, 13-5.  
 At Kemper Arena: Nebraska leads, 6-2.  
 In Phillips 66 Big Eight Tournament: Tied, 2-2.

Year	NU-OU	Site	Year	NU-OU	Site	Year	NU-OU	Site	Year	NU-OU	Site
1920-21	34-20	(H)	1942-43	32-56	(H)	1961-62	57-56	(H)	1980-81	71-59	(A)
	32-21	(H)		48-65	(A)		71-69	(A)		90-63	(H)
1921-22	21-29	(A)	1943-44	35-45	(A)	1962-63	93-86	(KC)	1981-82	48-51	(A)
	39-34	(H)		32-43	(H)		77-84	(A)		65-51	(H)
1922-23	25-19	(H)	1944-45	37-44	(H)		75-77	(H)	1982-83	60-59	(H)
	25-31	(A)		45-48	(A)	1963-64	66-75	(KC)		71-84	(A)
1923-24	35-21	(H)	1945-46	48-70	(A)		76-69	(H)	1983-84	67-78	(H)
	20-32	(H)		44-51	(H)		76-82	(A)		70-79	(A)
1924-25	23-18	(A)	1946-47	52-63	(KC)	1964-65	82-89	(A)	1984-85	74-83	(A)
	31-17	(H)		44-41	(H)		67-63	(H)		62-65	(H)
1926-27	37-29	(A)	1947-48	49-63	(A)	1965-66	92-79	(KC)	1985-86	60-87	(A)
	36-26	(H)		57-79	(A)		86-78	(H)		66-64	(H)
1927-28	36-38	(H)	1948-49	74-81	(H)		85-81	(A)	1986-87	66-80	(H)
	28-43	(A)		45-47	(A)	1966-67	87-99	(A)		97-133	(A)
1928-29	20-29	(A)	1949-50	49-56	(H)		97-78	(H)	1987-88	77-92	(H)
	34-39	(H)		*57-56	(KC)	1967-68	75-65	(KC)		93-113	(A)
1929-30	35-30	(H)	1950-51	57-55	(A)		110-90	(H)	1988-89	81-89	(H)
	47-37	(A)		48-64	(H)	1968-69	89-83	(A)		76-103	(A)
1930-31	36-30	(A)	1951-52	49-72	(A)		70-47	(KC)	1989-90	64-105	(A)
	41-30	(H)		46-44	(H)		90-83	(H)		66-88	(H)
1931-32	34-37	(H)	1952-53	67-66	(H)	1969-70	70-64	(A)		**65-78	(KC)
	32-46	(A)		59-65	(A)		70-60	(A)	1990-91	111-99	(A)
1932-33	35-39	(A)	1953-54	70-78	(H)		79-66	(H)		105-93	(H)
	27-38	(H)		70-86	(KC)	1970-71	67-79	(A)		(OT)**117-113	(KC)
1933-34	36-44	(H)		76-72	(H)	1971-72	56-65	(H)	1991-92	76-79	(H)
	23-53	(A)		68-76	(A)		84-68	(KC)		97-106	(A)
1934-35	32-38	(A)	1954-55	75-67	(H)		77-70	(H)		**85-107	(KC)
	32-24	(H)		76-78	(A)	1972-73	70-72	(A)	1992-93	89-102	(A)
1935-36	40-33	(A)	1955-56 (OT)	68-61	(A)		74-67	(H)		94-83	(H)
	55-28	(H)	(OT)	64-63	(H)		59-67	(A)			
1936-37	31-34	(H)	1956-57	53-55	(A)	1973-74	63-58	(H)			
	33-29	(A)		64-55	(H)		68-85	(A)			
1937-38	48-50	(A)	1957-58	57-54	(H)	1974-75	75-64	(KC)			
	52-42	(H)		39-66	(A)		68-61	(A)			
1938-39	39-56	(A)	1958-59	60-43	(KC)		(OT) 57-65	(H)			
	45-53	(H)		48-54	(A)	1975-76	75-53	(KC)			
1939-40	41-56	(H)	1959-60	54-63	(A)		68-67	(H)			
	28-45	(A)		49-50	(H)	1976-77	60-65	(A)			
1940-41	29-40	(H)	1960-61	58-69	(A)		66-56	(KC)			
	43-42	(A)		83-61	(H)		58-65	(H)			
1941-42	29-37	(A)				1977-78	62-72	(A)			
	41-46	(H)					75-68	(KC)			
						1978-79	78-64	(A)			
							68-74	(H)			
							69-53	(KC)			
							74-56	(H)			
							58-79	(A)			
						1979-80	59-58	(H)			
							60-78	(A)			
							**75-68	(H)			

\*Big Seven Playoff,  
 at Kansas City, Mo.  
 \*\*Phillips 66 Big Eight  
 Tournament.

## HUSKER CAREER STATISTICS VS. OKLAHOMA

Player	G	FG-FGA	Pct.	3FG-3FGA	Pct.	FT-FTA	Pct.	Reb.-Avg.	TP-Avg.	M	A	BS	S
Piatkowski	8	39-98	.398	14-42	.333	36-45	.800	41-5.1	129-16.1	227	25	5	6
Johnson	5	22-63	.349	11-30	.367	15-17	.882	25-5.0	70-14.0	140	17	1	6
Strickland	2	9-16	.563	6-12	.500	3-4	.750	6-3.0	27-13.5	41	2	1	6
Chubick	7	23-33	.697	0-1	.000	9-12	.750	40-5.7	55- 7.9	133	6	6	4
Boone	2	4-12	.333	0-3	.000	2-2	1.000	3-1.5	10- 5.0	29	2	0	1
Badgett	2	1-4	.250	0-1	.000	4-6	.667	4-2.0	6- 3.0	24	2	1	1
Best	2	3-7	.429	0-0	.000	0-0	.000	11-5.5	6- 3.0	35	3	3	2
Glock	1	0-2	.000	0-1	.000	0-0	.000	1-1.0	0- 0.0	6	1	0	0



# GAME #18/23 -- KANSAS JAYHAWKS

12:30 P.M. (CST) -- ABC-TV -- SUNDAY, FEBRUARY 6, 1994 -- ALLEN FIELDHOUSE (15,800) -- LAWRENCE, KAN.  
7:05 P.M. (CST) -- WEDNESDAY, FEBRUARY 23, 1994 -- BOB DEVANEY SPORTS CENTER (14,302) -- LINCOLN, NEB.

## GENERAL INFORMATION

**Location:** Lawrence, Kan.  
**Enrollment:** 29,100  
**Founded:** 1866  
**Nickname:** Jayhawks  
**Colors:** Crimson and Blue  
**Conference:** Big Eight  
**Home Arena:** Allen Fieldhouse (15,800)  
**Chancellor:** Dr. Gene Budig  
**Athletic Director:** Dr. Bob Frederick



Roy Williams  
Head Coach



Richard Scott  
Forward

## COACHING STAFF

**Head Coach:** Roy Williams (North Carolina, 1972)  
**Career Record:** 132-37, five seasons  
**Record at KU:** 132-37, five seasons  
**Record vs. NU:** 6-5  
**Basketball Office Phone:** 913-864-3056  
**Best time to reach Williams:** weekday mornings  
**Assistant Coaches:** Steve Robinson (Radford, 1981); Matt Doherty (North Carolina, 1984); Joe Holladay (Oklahoma, 1969)  
**Basketball Trainer:** Mark Cairns

## JAYHAWK OUTLOOK

**1992-93 Record:** 29-7, 11-3 in Big Eight Conference, first  
**Final 1993 National Ranking:** No. 9 AP/No. 4 CNN/USA Today  
**1993 Postseason Tournament:** NCAA Final Four, lost in semifinals  
**Lettermen Returning/Lost:** 7/4  
**Starter Returning:** 1, F Richard Scott

Top Returnees	Pos.	Ht.	Wt.	Yr.	Pts.	Reb.
Richard Scott	F	6-7	235	Sr.	10.6	5.3
Steve Woodberry	G/F	6-4	190	Sr.	10.1	4.2
Patrick Richey	F	6-8	200	Sr.	6.7	3.4
Greg Ostertag	C	7-2	275	Jr.	5.3	4.1

Top Newcomers	Pos.	Ht.	Wt.	Yr.	Pts.	Reb.
Scott Pollard	F/C	6-11	240	Fr.	18.5	10.4
Nick Proud	C	6-10	230	Fr.	26.0	17.0
Jacque Vaughn	G	6-4	180	Fr.	21.0	NA

Key Losses	Pos.	Ht.	Wt.	Pts.	Reb.
Rex Walters	G	6-4	190	15.3	2.7
Adonis Jordan	G	5-11	175	12.1	2.3
Eric Pauley	C	6-10	225	11.9	4.9
Darrin Hancock	F	6-7	205	7.5	4.5

## SCHEDULE

**November:** 16-Marathon Oil (ex.); 17-Western Michigan (Pre-season NIT); 19-26-Preseason NIT; 29-Australia National (ex.).

**December:** 1-Temple; 4-at DePaul; 6-Washburn; 8-at North Carolina State; 11-Arkansas-Little Rock; 18-at Georgia; 20-Furman; 22-Indiana; 29-30-Golden Harvest Classic, at Kansas City, Mo. (East Tennessee State, Rhode Island, Southern Methodist).

**January:** 5-UNC-Asheville; 8-Southern Methodist; 10-at Oklahoma; 17-Kansas State; 22-at Iowa State; 26-Oklahoma State; 29-at Colorado; 31-at Missouri.

**February:** 6-Nebraska; 12-at Kansas State; 16-at Oklahoma State; 20-Missouri; 23-at Nebraska; 26-Colorado.

**March:** 3-Iowa State; 6-at Oklahoma; 11-13-Phillips 66 Big Eight Tournament, at Kansas City, Mo.

## SPORTS INFORMATION

**SID Contact:** Dean Buchan  
**Office Phone:** 913-864-3417  
**Home Phone:** 913-841-7046  
**SID FAX Number:** 913-864-7944  
**Press Row Phone:** 913-864-3417  
**Mailing Address:** Sports Information Office, Room 202, Allen Fieldhouse, Lawrence, Kan., 66045

## KEY MEDIA CONTACTS

### LOCAL BEAT WRITER

Gary Bedore, Lawrence Journal-World,  
619 New Hampshire, Lawrence, Kan., 66044

### RADIO NETWORK

**Play-by-Play Announcer:** Bob Davis  
**Color:** Max Falkenstein  
**Flagship Station/Address:** KMBZ, 4935 Belinder, Shawnee Mission, Kan., 66205  
**Phone:** 913-677-8964

## HUSKER-JAYHAWK NOTES

✓ Nebraska has won four of the last six meetings between the teams, including three straight in Lincoln.

✓ Nebraska handed Kansas its worst loss ever, 48-8, in the first-ever meeting between the schools, March 2, 1900. Kansas turned the trick on Nebraska during the 1957-58 season, handing the Cornhuskers their worst loss ever, 102-46, at Lawrence.

✓ The first meeting between the teams was the first for either school against a present-day NCAA Division I opponent and was also the first matching present-day Big Eight institutions.

✓ Nebraska recorded one of the greatest turnarounds in NCAA history by handing the top-ranked Jayhawks and Wilt Chamberlain a 43-41 loss in Lincoln, Feb. 22, 1958.

**Most Consecutive wins** (year ended): Nebraska 8 (1912-13); Kansas 12 twice (1944-45, 1954-55).

**Most Points scored:** NU 99, at Lincoln, Feb. 19, 1972; KU, 110, at Lawrence, Feb. 26, 1966.

**Highest combined score:** 191, KU 98, NU 93, at Lincoln, Jan. 8, 1990.

**Biggest winning margin:** NU 40, at Lincoln, March 2, 1900 (48-8); KU 56, at Lawrence, Feb. 8, 1958 (102-46).

**Individual scoring high:** Nebraska 38, Tom Russell, at Lincoln, 1962; Feb. 21, Kansas 46, Wilt Chamberlain, at Lawrence, Feb. 8, 1958.

# THE KANSAS SERIES: KANSAS 134, NEBRASKA 67

In Lincoln: Kansas leads, 48-41.  
 At Devaney Sports Center: Nebraska leads, 13-4.  
 In Lawrence: Kansas leads, 71-22  
 Allen Fieldhouse: Kansas leads, 34-6.  
 In Kansas City: Kansas leads, 14-4.  
 At Kemper Arena: Kansas leads, 2-1.  
 In Manhattan: Kansas leads, 1-0.  
 In Phillips 66 Big Eight Tournament: Kansas leads, 2-1.

Year	NU-KU	Site	Year	NU-KU	Site	Year	NU-KU	Site	Year	NU-KU	Site
1899-1900	48-8	(H)	1924-25	20-25	(H)	1947-48	(OT) 60-64	(KC)	1971-72	(OT) 55-57	(A)
1901-02	35-29	(A)		20-28	(A)		61-57	(A)		54-59	(A)
1902-03	23-19	(H)	1925-26	14-25	(H)	1948-49	52-34	(H)	1972-73	74-72	(KC)
1905-06	17-37	(H)		17-30	(A)		49-39	(A)		59-46	(A)
1906-07	32-19	(A)	1926-27	27-24	(A)	1949-50	57-56	(H)	1973-74	66-75	(KC)
1907-08	20-17	(A)		25-34	(H)		36-49	(A)		62-59	(H)
	23-21	(A)	1927-28	27-33	(A)	1950-51	47-63	(KC)		64-79	(A)
	26-28	(H)		32-28	(H)		41-66	(A)		46-51	(H)
	25-28	(H)	1928-29	30-29	(H)		52-61	(H)	1974-75	62-63	(KC)
1908-09	13-48	(A)		37-31	(A)	1951-52	66-69	(H)		44-72	(A)
	17-36	(A)	1929-30	20-27	(A)		52-90	(A)		77-79	(H)
	13-18	(H)		35-36	(H)	1952-53	66-73	(KC)		(2OT) 77-79	(H)
	22-28	(KC)	1930-31	(OT) 31-30	(A)		59-65	(H)	1975-76	66-69	(KC)
	15-24	(KC)		29-34	(H)		58-77	(A)		57-54	(H)
	32-29	(KC)	1931-32	31-34	(H)	1953-54	68-79	(A)		62-58	(A)
1909-10	17-33	(A)		19-51	(A)		62-67	(H)	1976-77	60-57	(H)
	16-40	(A)	1932-33	29-32	(A)	1954-55	66-69	(KC)		66-74	(A)
	20-40	(H)		20-34	(H)		66-62	(H)		**58-61	(A)
	13-40	(H)	1933-34	24-21	(H)		66-55	(A)	1977-78	62-58	(H)
1910-11	15-11	(A)		24-25	(A)		56-80	(A)		70-75	(A)
	12-37	(A)	1934-35	21-32	(A)	1955-56	56-60	(H)	1978-79	(OT) 66-64	(H)
	38-26	(H)		24-32	(H)		54-69	(H)		59-66	(A)
	34-24	(H)	1935-36	23-45	(A)	1956-57	60-87	(A)	1979-80	64-57	(H)
1911-12	30-26	(A)		36-43	(H)		46-102	(A)		61-56	(A)
	30-27	(A)	1936-37	22-27	(A)		43-41	(H)	1980-81	57-54	(H)
	49-21	(H)		37-32	(H)	1958-59	55-63	(H)		49-75	(A)
	29-28	(H)	1937-38	33-48	(A)		50-66	(A)	1981-82	75-55	(H)
1912-13	40-26	(H)		47-50	(H)	1959-60	47-60	(H)		63-66	(A)
	18-16	(A)	1938-39	48-37	(H)		74-79	(A)	1982-83	68-61	(H)
	*24-30	(N)		46-49	(A)	1960-61	53-78	(KC)		60-58	(A)
1914-15	17-45	(A)	1939-40	24-40	(A)		33-38	(H)	1983-84	61-77	(A)
	23-30	(A)		41-48	(H)		69-68	(A)		66-67	(H)
1915-16	34-33	(H)	1940-41	38-44	(A)	1961-62	68-69	(KC)	1984-85	80-91	(H)
	40-27	(H)		53-55	(H)		69-67	(A)		65-70	(A)
1916-17	21-19	(A)	1941-42	32-51	(H)		70-73	(H)		**69-74	(A)
	10-30	(A)		30-58	(A)	1962-63	53-72	(A)	1985-86	70-81	(H)
1917-18	24-23	(H)	1942-43	24-56	(H)		39-45	(H)		61-79	(A)
	25-31	(H)		33-52	(A)	1963-64	48-74	(A)	1986-87	65-86	(A)
1918-19	17-31	(A)	1943-44	27-51	(A)		55-64	(H)		(OT) 83-81	(H)
	29-24	(A)		47-56	(H)	1964-65	56-66	(H)	1987-88	70-68	(H)
1921-22	15-25	(H)	1944-45	33-48	(A)		62-71	(A)		48-70	(A)
	18-41	(A)		59-45	(H)	1965-66	61-71	(KC)	1988-89	74-70	(H)
1922-23	20-30	(A)	1945-46	45-56	(H)		83-75	(H)		71-80	(A)
	15-36	(H)		30-72	(A)	1966-67	73-110	(A)	1989-90	93-98	(H)
1923-24	18-19	(A)	1946-47	48-46	(H)		58-84	(A)		67-94	(A)
	10-13	(H)		37-69	(A)	1967-68	57-64	(H)	1990-91	77-85	(A)
							60-71	(A)		85-75	(H)
							76-69	(H)		**87-83	(KC)
						1968-69	56-82	(KC)	1991-92	78-103	(A)
							52-56	(H)		(OT) 83-81	(H)
						1969-70	73-79	(A)	1992-93	68-64	(H)
							78-73	(KC)		83-94	(A)
							84-73	(H)			
						1970-71	87-100	(A)			
							52-72	(KC)			

\*at Manhattan, Kan.  
 \*\*Phillips 66 Big Eight Tournament.

## HUSKER CAREER STATISTICS VS. KANSAS

Player	G	FG-FGA	Pct.	3FG-3FGA	Pct.	FT-FTA	Pct.	Reb.-Avg.	TP-Avg.	M	A	BS	S
Piatkowski	7	37-86	.430	13-37	.351	15-19	.790	29-4.1	92-13.1	195	18	5	2
Johnson	4	20-39	.513	5-14	.357	3-7	.429	12-3.0	48-12.0	134	10	0	6
Badgett	2	9-15	.600	1-1	1.000	2-6	.333	4-2.0	21-10.5	34	3	0	3
Strickland	2	4-12	.333	1-6	.167	0-0	.000	1-0.5	9-4.5	33	1	0	4
Chubick	7	7-19	.368	0-0	.000	11-16	.688	32-4.6	25-3.6	121	2	5	2
Best	2	3-6	.500	1-1	1.000	0-0	.000	11-5.5	7-3.5	30	3	0	0
Boone	2	2-4	.500	0-2	.000	0-1	.000	4-2.0	4-2.0	32	1	0	1
Glock	1	0-0	.000	0-0	.000	0-0	.000	1-1.0	0-0.0	3	0	0	0

# GAME #19/24 -- KANSAS STATE WILDCATS

7:30 P.M. (CST) -- WEDNESDAY, FEBRUARY 9, 1994 -- BRAMLAGE COLISEUM (13,500) -- MANHATTAN, KAN.

3:10 P.M. (CST) -- RAYCOM -- SATURDAY, FEBRUARY 26, 1994 -- BOB DEVANEY SPORTS CENTER (14,302) -- LINCOLN, NEB.

## GENERAL INFORMATION

Location: Manhattan, Kan.

Enrollment: 20,775

Founded: 1863

Nickname: Wildcats

Colors: Purple and White

Conference: Big Eight

Home Arena: Fred Bramlage Coliseum (13,500)

President: Dr. Jon Wefald

Athletic Director: Max Urick



Dana Altman  
Head Coach



Anthony Beane  
Guard

## COACHING STAFF

Head Coach: Dana Altman (Eastern New Mexico, 1980)

Career Record: 63-53, four seasons

Record at KSU: 48-40, three seasons

Record vs. NU: 3-4

Basketball Office Phone: 913-532-6531

Best time to reach Altman: weekday mornings

Assistant Coaches: Ken Turner (Southwestern Oklahoma, 1972);

Greg Gensing (Southwest Texas State, 1979); Pete Herrmann (Geneseo State, 1970)

Basketball Trainer: Brant Berkstresser

## WILDCAT OUTLOOK

1992-93 Record: 19-11, 7-7 in Big Eight, fifth

Final 1993 National Ranking: None

1993 Postseason Tournament: Phillips 66 Big Eight Tournament runner-up, lost in first round of NCAA Tournament

Lettermen Returning/Lost: 9/3

Starters Returning: 3, G Anthony Beane, G Askia Jones, C Deryl Cunningham

Top Returnees	Pos.	Ht.	Wt.	Yr.	Pts.	Reb.
Askia Jones	G	6-5	200	Sr.	13.2	4.1
Anthony Beane	G	5-10	170	Sr.	10.1	2.9
Deryl Cunningham	C	6-7	210	Sr.	9.3	8.3

Top Newcomers	Pos.	Ht.	Wt.	Yr.	Pts.	Reb.
Belvis Noland	G/F	6-5	185	Jr.	20.5	7.7
Demond Davis	G/F	6-4	190	Jr.	19.0	8.5

Key Losses	Pos.	Ht.	Wt.	Pts.	Reb.
Vincent Jackson	F	6-4	195	13.7	4.5
Aaron Collier	F	6-6	220	9.1	6.6

## SCHEDULE

November: 17-Slovenia National Team (exh.); 22-AAU Exhibition; 27-Southern Mississippi.

December: 1-Texas A&M; 4-Coppin State; 7-Long Island; 9-Marshall; 11-Nevada; 17-18-at Hawaii Tournament, Honolulu, Hawaii (Hawaii, Southwest Texas State, Mercer); 22-at Missouri-Kansas City; 30-at Southern Mississippi.

January: 5-LaSalle; 8-at Missouri; 12-Wichita State; 15-Oklahoma State; 17-at Kansas; 22-Colorado; 26-at Oklahoma; 29-Iowa State.

February: 2-at Oklahoma State; 5-at Colorado; 9-Nebraska; 12-Kansas; 15-at Western Kentucky; 19-Oklahoma; 22-Missouri-Kansas City; 26-at Nebraska.

March: 2-Missouri; 6-at Iowa State; 11-13-Phillips 66 Big Eight Tournament, at Kansas City, Mo.

## SPORTS INFORMATION

SID Contact: Ben Boyle

Office Phone: 913-532-6735

Home Phone: 913-539-8817

SID FAX Number: 913-532-6093

Press Row Phone: 913-539-3423

Mailing Address: Sports Information Office, Bramlage Coliseum, Suite 144, 1800 College Avenue, Manhattan, Kan., 66502

## KEY MEDIA CONTACTS

### LOCAL BEAT WRITER

Mark Janssen, Manhattan Mercury,  
318 North Fifth, Manhattan, Kan., 66502

### RADIO NETWORK

Play-by-Play Announcer: Mitch Holthus

Color: Ben Boyle

Flagship Station/Address: WIBW, Box 119, Topeka, Kan., 66601

Phone: 913-272-3456

## HUSKER-WILDCAT NOTES

✓ Nebraska handed Kansas State 36-point setback in series' initial game at Manhattan during 1905-06 season.

✓ Huskers' 21-point win at Kansas State last season was their largest over the 'Cats since 1905-06 campaign, biggest margin of victory in league road contest since 1932-33 season.

✓ Nebraska beat Kansas State, 66-62, for first and only Big Eight Holiday Tournament title in 1967.

✓ After upsetting Kansas in 1958 at Lincoln, Huskers upset Kansas State and Omaha product Bob Boozer in their next outing, 55-48. Despite the loss, Kansas State was No. 1 in the Associated Press poll when the new ranking came out the day after the game and 'Cats went on to finish fourth in NCAA Tournament.

**Most consecutive wins (year ended):** Nebraska six twice (1916-17, 1937-38); Kansas State 11 (1964-65).

**Most Points Scored:** Nebraska 92 in Lincoln, Feb. 10, 1968; Kansas State 114 at Manhattan, Jan. 14, 1987.

**Biggest Winning Margin:** Nebraska 36 at Manhattan, 1905-06 (50-14, first game of series); Kansas State 36 at Manhattan, Feb. 4, 1957 (89-53).

**Individual Scoring High:** Nebraska 34, Jerry Fort, in Lincoln, Jan. 17, 1976; Kansas State 30, Willie Murrell, at Kansas City, Mo., Dec. 26, 1963 and Mike Evans, at Manhattan, Feb. 18, 1976.



# THE KANSAS STATE SERIES: KANSAS STATE 106, NEBRASKA 77

In Lincoln: Nebraska leads, 47-31.  
 At Devaney Sports Center: Nebraska leads, 11-7.  
 In Manhattan: Kansas State leads, 59-27.  
 At Bramlage Coliseum: Kansas State leads, 3-2.  
 In Kansas City: Kansas State leads, 16-3.  
 At Kemper Arena: Kansas State leads, 6-0.  
 In the Phillips 66 Big Eight Tournament: Kansas State leads, 6-0.

Year	NU-KSU	Site	Year	NU-KSU	Site	Year	NU-KSU	Site	Year	NU-KSU	Site
1905-06	50-14	(A)				1952-53	80-67	(H)	1973-74	47-68	(KC)
1907-08	36-18	(A)	1934-35	41-47	(A)		80-108	(A)		65-73	(H)
1908-09	38-31	(A)		28-21	(H)	1953-54	78-74	(KC)		58-54	(A)
1909-10	16-27	(A)	1935-36	43-30	(H)		88-75	(H)	1974-75	63-80	(KC)
	17-28	(H)		40-32	(A)		70-91	(A)		74-61	(H)
1911-12	26-25	(A)	1936-37	41-38	(A)	1954-55	69-59	(H)		64-65	(A)
1912-13	27-16	(H)		40-37	(H)		62-79	(A)	1975-76	65-59	(A)
1914-15	26-19	(A)	1937-38	46-32	(H)		51-79	(KC)		53-65	(H)
	26-20	(A)		29-41	(A)		56-66	(H)	1976-77	52-57	(H)
1915-16	21-20	(H)	1938-39	38-43	(A)		50-73	(A)		62-67	(A)
	26-25	(H)		42-34	(H)	1956-57	53-89	(A)		60-69	(KC)
1916-17	13-45	(A)	1939-40	25-32	(A)		56-81	(H)		77-63	(A)
	10-34	(A)		61-28	(H)	1957-58	57-88	(KC)		63-50	(H)
1917-18	31-23	(A)	1940-41	33-23	(H)		59-74	(A)	1978-79	55-53	(H)
	16-26	(A)		32-35	(A)		55-48	(H)		46-58	(A)
1918-19	32-34	(H)	1941-42	44-38	(H)	1958-59	43-50	(H)		(2OT) *60-61	(A)
	21-30	(A)		35-38	(A)		51-76	(A)		1979-80(2OT)64-66	(A)
1921-22	25-24	(A)	1942-43	41-32	(A)		63-71	(KC)		70-58	(H)
	21-13	(H)		(OT) 50-47	(H)		70-60	(H)		*59-60	(A)
1922-23	21-15	(A)	1943-44	54-47	(H)		74-83	(A)	1980-81	59-49	(H)
	14-17	(H)		37-40	(A)	1960-61	67-77	(H)		49-66	(A)
1923-24	27-14	(H)	1944-45	46-49	(KC)		56-75	(A)	1981-82	64-75	(H)
	23-26	(A)		48-70	(A)	1961-62	48-60	(KC)		50-67	(A)
1924-25	23-11	(A)		47-55	(H)		53-72	(A)	1982-83	59-43	(H)
	32-20	(H)	1945-46	62-47	(KC)		60-84	(H)		56-45	(A)
1925-26	26-41	(A)		44-37	(H)	1962-63	53-66	(A)	1983-84	47-46	(A)
	21-28	(H)		49-54	(A)		60-72	(H)		63-56	(H)
1926-27	23-34	(H)	1946-47	54-63	(A)		78-100	(KC)		*39-41	(H)
	26-24	(A)		54-50	(H)		(OT) 66-73	(H)	1984-85	75-63	(H)
1927-28	24-29	(H)	1947-48	45-64	(H)		48-50	(A)		62-68	(A)
	22-28	(A)		49-56	(A)	1964-65	62-57	(A)	1985-86	**54-64	(H)
1928-29	21-30	(A)	1948-49	34-48	(KC)		67-79	(H)		64-60	(A)
	62-45	(H)		70-48	(H)	1965-66	82-71	(A)	1986-87	82-114	(A)
1929-30	41-39	(A)		28-53	(A)		79-69	(H)		78-76	(H)
	42-46	(H)	1949-50(OT)65-63		(H)	1966-67	81-98	(KC)		*45-47	(KC)
1930-31	37-31	(A)		60-63	(A)		67-59	(A)	1987-88	63-65	(A)
	30-32	(H)	1950-51	53-72	(KC)		79-71	(H)		67-77	(H)
1931-32	20-32	(A)		50-79	(H)	1967-68	66-62	(KC)		*70-75	(KC)
	32-26	(H)		48-74	(A)		62-78	(A)	1988-89	68-80	(H)
1932-33	31-25	(H)	1951-52	67-87	(KC)		92-68	(H)		66-80	(A)
	30-36	(A)		36-71	(A)	1968-69	72-95	(A)	1989-90	74-71	(H)
1933-34	24-25	(A)		60-75	(H)		88-71	(H)		57-80	(A)
						1969-70	64-71	(H)	1990-91	74-69	(A)
							62-79	(A)		85-78	(H)
						1970-71	69-70	(A)	1991-92	66-70	(A)
							87-71	(H)		91-62	(H)
						1971-72	61-60	(H)	1992-93	64-66	(H)
							(OT) 76-81	(A)		80-59	(A)
						1972-73	55-82	(H)		*45-47	(KC)
							70-97	(A)			

\*Phillips 66 Big Eight Tournament.  
 \*\*Kansas State forfeit.

## HUSKER CAREER STATISTICS VS. KANSAS STATE

Player	G	FG-FGA	Pct.	3FG-3FGA	Pct.	FT-FTA	Pct.	Reb.-Avg.	TP-Avg.	M	A	BS	S
Piatkowski	7	32-67	.478	10-31	.323	13-18	.722	27-3.9	87-12.4	190	17	2	4
Johnson	5	16-45	.356	4-15	.267	6-6	1.000	11-2.2	42- 8.4	158	21	1	5
Chubick	7	16-28	.571	1-3	.333	8-12	.667	21-3.0	41- 5.9	124	3	2	2
Strickland	3	4-11	.364	3-6	.500	5-6	.833	4-1.3	16- 5.3	46	8	0	1
Boone	3	6-14	.429	1-4	.250	2-4	.500	5-1.7	15- 5.0	48	6	0	5
Badgett	3	2-4	.500	0-0	.000	6-8	.750	7-2.3	10- 3.3	39	7	1	1
Best	3	4-10	.400	0-1	.000	0-0	.000	15-5.0	8- 2.7	40	2	0	1
Glock	1	1-1	1.000	0-0	.000	0-0	.000	1-1.0	2- 2.0	9	0	0	0

# GAME #22/25 -- OKLAHOMA STATE COWBOYS

1:10 P.M. (CST) -- RAYCOM -- SATURDAY, FEBRUARY 19, 1994 -- GALLAGHER-IBA ARENA (6,381) -- STILLWATER, OKLA.  
7:05 (CST) -- WEDNESDAY, MARCH 2, 1994 -- DEVANEY SPORTS CENTER (14,302) -- LINCOLN, NEB.

## GENERAL INFORMATION

Location: Stillwater, Okla.  
Enrollment: 18,500  
Founded: 1890  
Nickname: Cowboys  
Colors: Orange and Black  
Conference: Big Eight  
Home Arena: Gallagher-Iba Arena (6,381)  
Interim President: Dr. Ray Brown  
Interim Athletic Director: Dave Martin



## COACHING STAFF

Head Coach: Eddie Sutton (Oklahoma State, 1958)  
Career Record: 502-189, 23 seasons  
Record at OSU: 72-25, three seasons  
Record vs. NU: 8-2  
Basketball Office Phone: 405-744-5845  
Best time to reach Sutton: mornings  
Assistant Coaches: Paul Graham (North Texas State, 1974); Sean Sutton (Oklahoma State, 1992); John Pelphrey (Kentucky, 1992)  
Basketball Trainer: John Finley

## COWBOY OUTLOOK

1992-93 Record: 20-9, 8-6 Big Eight, tie-second  
Final 1993 National Ranking: 23rd, AP  
1993 Postseason Tournament: Lost in second round of NCAA Tournament  
Lettermen Returning/Lost: 8/2  
Starters Returning: 4, C Bryant Reeves, G Brooks Thompson, G Randy Rutherford, F Fred Burley

Top Returnees	Pos.	Ht.	Wt.	Yr.	Pts.	Reb.
Bryant Reeves	C	7-0	285	Jr.	19.5	10.0
Brooks Thompson	G	6-4	195	Sr.	14.6	3.9
Randy Rutherford	G	6-3	185	Jr.	13.3	4.0
Fred Burley	F	6-6	220	Sr.	10.7	3.9

Top Newcomers	Pos.	Ht.	Wt.	Yr.	Pts.	Reb.
Ben Baum	C	7-0	230	Fr.	25.7	17.5
Ian Phillip	F	6-10	270	Jr.	15.8	9.8

Key Loss	Pos.	Ht.	Wt.	Pts.	Reb.
Milton Brown	F	6-4	215	5.9	5.2

## SCHEDULE

**November:** 16-Russia (exh.); 20-Verich Reps (exh.); 26-Providence (at Tulsa, Okla.); 28-at Southern Methodist; 29-Oral Roberts.

**December:** 2-Arizona State (at Tulsa, Okla.); 5-Arizona (at Phoenix); 9-Texas Christian; 11-Louisiana State (at New Orleans); 18-Cal State-Davis; 20-at Tulsa; 27-30-Rainbow Classic, at Honolulu (Clemson, Evansville, Army, Hawaii, Florida, Cal-Santa Barbara, Louisville).

**January:** 4-Prairie View A&M; 8-at Oklahoma; 10-West Texas A&M; 15-at Kansas State; 19-at Southwest Missouri State; 22-Missouri; 26-at Kansas.

**February:** 2-Kansas State; 5-Iowa State; 7-Oklahoma; 12-at Missouri; 16-Kansas; 19-Nebraska; 21-at Colorado; 26-at Iowa State.

**March:** 2-at Nebraska; 5-Colorado; 11-13-Phillips 66 Big Eight Tournament, at Kansas City, Mo.



Eddie Sutton  
Head Coach



Randy Rutherford  
Guard

## SPORTS INFORMATION

SID Contact: Mike Strauss  
Office Phone: 405-744-5749  
Home Phone: 405-372-5872  
SID FAX Phone: 405-744-7754  
Press Row Phone: 405-744-5757  
Mailing Address: 202 Gallagher-Iba Arena, Stillwater, Okla., 74078

## KEY MEDIA CONTACTS

### LOCAL BEAT WRITER

Barry Tramel, Daily Oklahoman  
P.O. Box 25125, Oklahoma City, Okla., 73125

### RADIO NETWORK

Play-by-Play Announcer: Bill Teegins  
Color: Tom Dirato  
Flagship Station/Address: KTOK, P.O. Box 1000, Oklahoma City, Okla., 73101

## HUSKER-COWBOY NOTES

✓ Nebraska held 51-29 series advantage after sweeping the 1986-87 season series, but Oklahoma State has won 10 of last 12 meetings to pull within 53-39.

✓ Huskers dropped 52-32 decision to Cowboys in 1949 NCAA District Playoff game at Kansas City, Mo. That game was NU's first-ever postseason tournament game.

✓ Former Husker Head Coach Moe Iba is the son of the late Henry P. Iba.

**Most consecutive wins:** Nebraska 8 (1968-69); Oklahoma State 5 (1958-59).

**Most points scored:** Nebraska 88, at Lincoln, March 6, 1967; Oklahoma State 103, at Lincoln, Feb. 14, 1990.

**Highest combined score:** 187, Oklahoma State 103, Nebraska 84, at Lincoln, Feb. 14, 1990.

**Biggest winning margin:** Nebraska 21 twice, March 7, 1966 (85-64), Jan. 30, 1971 (80-59); Oklahoma State 39, at Stillwater, Jan. 9, 1965 (93-54).

**Individual scoring high:** Nebraska 34, Chuck Jura, at Stillwater, Jan. 26, 1972; Oklahoma State 35, Byron Houston, at Lincoln, Feb. 14, 1990.

# THE OKLAHOMA STATE SERIES: NEBRASKA 53, OKLAHOMA STATE 39

In Lincoln: Nebraska leads, 30-9.  
 At Devaney Sports Center: Nebraska leads, 15-4.  
 In Stillwater: Oklahoma State leads, 25-12  
 At Gallagher-Iba Arena: Oklahoma State leads, 23-12.  
 In Kansas City: Nebraska leads, 11-5.  
 At Kemper Arena: Nebraska leads, 3-0.  
 In the Phillips 66 Big Eight Tournament: Nebraska leads, 3-0.

Year	NU-OSU	Site	Year	NU-OSU	Site
1926-27	24-27	(A)		73-59	(H)
	35-25	(H)		64-63	(A)
1927-28	21-32	(H)	1972-73	73-75	(KC)
	43-47	(A)		55-68	(H)
1935-36	19-36	(KC)		76-64	(A)
1947-48	46-47	(KC)	1973-74	69-62	(KC)
1948-49	35-52	(KC)		66-79	(A)
1958-59	55-48	(KC)		71-63	(H)
	47-44	(H)	1974-75	73-58	(H)
	39-54	(A)		59-58	(A)
1959-60	47-52	(A)	1975-76	56-49	(KC)
	54-47	(H)		52-48	(A)
1960-61	70-61	(KC)		60-54	(H)
	47-55	(A)	1976-77	66-54	(H)
	61-65	(H)		60-62	(A)
1961-62	52-51	(KC)	1977-78	70-58	(KC)
	57-56	(H)		63-57	(H)
	64-65	(A)		67-56	(A)
1962-63	41-51	(A)		*71-63	(H)
	49-48	(H)	1978-79	57-66	(A)
1963-64	54-53	(H)		76-67	(H)
	45-81	(A)	1979-80 (OT)	74-73	(H)
1964-65	61-74	(KC)		68-83	(A)
	54-93	(A)	1980-81	70-81	(A)
	53-55	(H)		62-54	(H)
1965-66 (OT)	45-41	(A)	1981-82	50-52	(A)
	85-64	(H)		75-63	(H)
1966-67	73-64	(KC)		*60-49	(H)
	67-57	(A)	1982-83(2OT)	63-71	(A)
	88-71	(H)		77-68	(H)
1967-68	48-46	(KC)	1983-84 (OT)	54-52	(H)
	63-62	(A)		67-64	(A)
	82-73	(H)	1984-85	66-68	(A)
1968-69	52-76	(H)		66-48	(H)
	63-72	(A)	1985-86	62-61	(A)
1969-70	58-81	(A)		68-52	(H)
	61-55	(H)		*82-75	(KC)
1970-71	71-58	(KC)	1986-87	73-66	(H)
	80-59	(H)	(OT)	79-77	(A)
	57-55	(A)	1987-88	56-72	(H)
1971-72	64-56	(KC)		73-90	(A)

Year	NU-OSU	Site
1988-89	69-82	(A)
	79-77	(H)
1989-90	71-84	(A)
	84-103	(H)
1990-91	68-81	(H)
	69-80	(A)
1991-92	85-69	(H)
	51-72	(A)
1992-93	73-78	(A)
	63-73	(H)

\*Phillips 66 Big Eight Tournament.

## HUSKER CAREER STATISTICS VS. OKLAHOMA STATE

Player	G	FG-FGA	Pct.	3FG-3FGA	Pct.	FT-FTA	Pct.	Reb.-Avg.	TP-Avg.	M	A	BS	S
Johnson	4	19-35	.543	6-14	.429	9-10	.900	11-2.8	53-13.3	124	10	2	5
Piatkowski	6	22-63	.349	7-27	.259	9-11	.818	31-5.2	60-10.0	166	16	3	3
Strickland	2	5-20	.250	2-10	.200	3-4	.750	6-3.0	15- 7.5	40	6	1	5
Boone	2	6-13	.462	3-4	.750	0-0	.000	7-3.5	15- 7.5	38	4	0	0
Glock	1	2-3	.667	0-0	.000	2-2	1.000	1-1.0	6- 6.0	13	1	0	1
Best	2	4-8	.500	1-2	.500	0-0	.000	7-3.5	9- 4.5	27	3	0	1
Chubick	6	10-16	.625	0-0	.000	3-7	.429	21-3.5	23- 3.8	107	3	1	3
Badgett	2	2-4	.500	1-2	.500	0-0	.000	3-1.5	5- 2.5	25	2	0	2



# NEBRASKA IN THE BIG EIGHT TOURNAMENT

**1977: (0-1)**

58 at Kansas 61

**Regular-Season Champion:** Kansas State (11-3 Big Eight/23-8 Overall)

**Tournament Champion:** Kansas State

**1978: (1-1)**

71 Oklahoma State 63

58 Missouri 61

**Regular-Season Champion:** Kansas (13-1/24-5)

**Tournament Champion:** Missouri

**1979: (0-1)**

60 at Kansas State 61 (2OT)

**Regular-Season Champion:** Oklahoma (10-4/21-10)

**Tournament Champion:** Oklahoma

**1980: (1-1)**

75 Oklahoma 68

59 Kansas State 60

Jack Moore, All-Tournament

**Regular-Season Champion:** Missouri (11-3/25-6)

**Tournament Champion:** Kansas State

**1981: (0-1)**

66 Colorado 70

**Regular-Season Champion:** Missouri (10-4/22-10)

**Tournament Champion:** Kansas

**1982: (1-1)**

60 Oklahoma State 49

53 Missouri 58

**Regular-Season Champion:** Missouri (12-2/27-4)

**Tournament Champion:** Missouri

**1983: (1-1)**

94 Iowa State 71

63 Missouri 69

**Regular-Season Champion:** Missouri (12-2/26-8)

**Tournament Champion:** Oklahoma State

**1984: (0-1)**

39 Kansas State 41

**Regular-Season Champion:** Oklahoma State (13-1/29-5)

**Tournament Champion:** Kansas

**1985: (0-1)**

69 at Kansas 74

**Regular-Season Champion:** Oklahoma (13-1/31-6)

**Tournament Champion:** Oklahoma

**1986: (1-1)**

82 Oklahoma State 75

58 Iowa State 75

Bernard Day, All-Tournament

**Regular-Season Champion:** Kansas (13-1/35-4)

**Tournament Champion:** Kansas

**1987: (0-1)**

45 Kansas State 47

**Regular-Season Champion:** Missouri (11-3/24-10)

**Tournament Champion:** Missouri

**1988: (0-1)**

70 Kansas State 75

**Regular-Season Champion:** Oklahoma (12-2/35-4)

**Tournament Champion:** Oklahoma

**1989: (0-1)**

70 Missouri 98

**Regular-Season Champion:** Oklahoma (12-2/30-6)

**Tournament Champion:** Missouri

**1990: (0-1)**

65 Oklahoma 78

**Regular-Season Champion:** Missouri (12-2/26-6)

**Tournament Champion:** Oklahoma

**1991: (2-1)**

117 Oklahoma 113 (OT)

87 Kansas 83

82 Missouri 90

Clifford Scales and Tony Farmer, All-Tournament

**Regular-Season Champions:** Oklahoma State (10-4/24-8),

Kansas (10-4/27-8)

**Tournament Champion:** Missouri

**1992: (0-1)**

85 Oklahoma 107

**Regular-Season Champion:** Kansas (11-3/27-5)

**Tournament Champion:** Kansas

**1993: (0-1)**

45 Kansas State 47

**Regular-Season Champion:** Kansas (11-3/29-7)

**Tournament Champion:** Missouri

**Note:** From 1977 through 1985, first-round games were played at campus sites, semifinals and finals at Kansas City.

## NU by Round:

	<u>Home</u>	<u>Away</u>	<u>K.C.</u>	<u>All-Time</u>
First	4-2	0-3	2-6	6-11
Semifinals	0-0	0-0	1-5	1-5
Championship	0-0	0-0	0-1	0-1
<b>Totals</b>	<b>4-2</b>	<b>0-3</b>	<b>3-12</b>	<b>7-17</b>

## Tournament Titles by School (titles/final game appearances):

Missouri (6/8); Oklahoma (4/7); Kansas (4/7); Kansas State (2/6); Oklahoma State (1/2); Nebraska (0/1); Iowa State (0/2); Colorado (0/1).

## ALL-TIME NEBRASKA BIG EIGHT TOURNAMENT RECORDS

Nebraska vs.:	Big 8			
	In Big 8 Tourney	Tourney In Kemper	Overall In Kemper	Overall In K.C.
Colorado	0-1	0-0	0-2	1-13
Iowa State	1-1	0-1	1-1	5-7
Kansas	1-2	1-0	1-2	4-14
Kansas State	0-6	0-4	0-6	3-16
Missouri	0-5	0-5	1-5	8-11
Oklahoma	2-2	1-2	6-2	13-5
Oklahoma State	3-0	1-0	3-0	11-5
Others				4-4
<b>Totals</b>	<b>7-17</b>	<b>3-12</b>	<b>12-18</b>	<b>49-75</b>

# CORNHUSKER BIG EIGHT TOURNAMENT RECORDS

## INDIVIDUAL, GAME

**Points**—26; Tony Farmer vs. Oklahoma, 1991.  
**Opponent**—31; Mark Tucker, Oklahoma State, 1978; Doug Smith, Missouri, 1991.  
**Field Goals**—9; Dave Hoppen at Kansas, 1985 (14 att.).  
**Opponent**—10; by four players.  
**Field Goal Attempts**—19; Carl McPipe vs. Oklahoma St., 1978 (8 made).  
**Opponent**—21; John Douglas, Kansas, Feb. 26, 1977 (9 made).  
**Field Goals, No Misses**—6; Andre Smith vs. Colorado, 1981.  
**Opponent**—8; Ed Nealy, Kansas State, 1980.  
**3-Point Goals**—4; Ray Richardson vs. Missouri, 1989 (9 att.).  
**Opponent**—4; Melvin Booker, Missouri, 1991.  
**3-Point Attempts**—9; Ray Richardson vs. Missouri, 1989 (4 made); Eric Piatkowski vs. Oklahoma, 1992 (0 made).  
**Opponent**—12; Brent Price, Oklahoma, 1991 (3 made).  
**3-Point Percentage**—1.000; Clifford Scales vs. Oklahoma, 1991 (3-3).  
**Opponent**—.750; Askia Jones, Kansas State, 1993 (3-4).  
**Free Throws**—13; Tony Farmer vs. Kansas, 1991 (16 att.).  
**Opponent**—12; Doug Smith, Missouri, 1991 (14 att.).  
**Free Throw Attempts**—16; Tony Farmer vs. Kansas, 1991 (13 made).  
**Opponent**—14; Doug Smith, Missouri, 1991 (12 made).  
**Free Throws Made, No Misses**—12; Tony Farmer vs. Oklahoma, 1991.  
**Opponent**—11; Mark Tucker, Oklahoma State, 1978.  
**Rebounds**—13; Carl McPipe at Kansas, 1977; Derrick Vick vs. Kansas State, 1987; Tony Farmer vs. Oklahoma and Kansas, 1991.  
**Opponent**—11; Bryan Sallier, Oklahoma, 1991; Anthony Peeler, Missouri, 1991.  
**Assists**—14; Brian Carr at Kansas, 1985.  
**Opponent**—9; Lee Coward, Missouri, 1989.  
**Blocked Shots**—5; Derrick Chandler vs. Kansas State, 1993.  
**Opponent**—3; Anthony Williams, Oklahoma State, 1978; Rolando Blackman, Kansas State, 1980.  
**Steals**—4; Clifford Scales vs. Oklahoma, 1991.  
**Opponent**—5; Jeff Currie, Missouri, 1978.  
**Minutes**—\*50; Andre Smith and Brian Banks, at Kansas State, 1979.  
**Opponent**—\*50; Glenn Marshall, Kansas State, 1979.

## INDIVIDUAL, CAREER

**Points**—87; Andre Smith, 1978-81 (six games).  
**Field Goals**—33; Andre Smith, 1978-81 (53 att., six games).  
**Field Goal Attempts**—63; Carl Hayes, 1990-92 (29 made, five games).  
**Field Goal Percentage**—.667; Mike Naderer, 1978-81 (24-36, six games).  
**3-Point Goals**—6; Beau Reid, 1988-91 (14 att., six games); Eric Piatkowski, 1991-93 (28 att., five games).  
**3-Point Goal Attempts**—28; Eric Piatkowski, 1991-93 (6 made, five games).  
**3-Point Percentage**—.556; Eric Johnson, 1988-89 (5-9, two games).  
**Free Throws**—28; Tony Farmer, 1991 (33 att., three games).  
**Free Throw Attempts**—38; Rich King, 1988-91 (25 made, six games).  
**Free Throw Percentage**—.900; Jack Moore, 1980-82 (27-30, five games).  
**Rebounds**—42; Rich King, 1988-91 (six games).  
**Assists**—29; Brian Carr, 1984-87 (five games).  
**Blocked Shots**—8; Derrick Chandler, 1992-93 (two games).  
**Steals**—8; Clifford Scales, 1988-91 (six games).



*The Nebraska bench reacts to Keith Moody's buzzer beater which sent NU and Oklahoma into overtime at the 1991 Phillips 66 Big Eight Tournament. Nebraska went on to win the game, 117-113, and advanced to the title game for the first time ever.*

**Minutes Played**—199; Andre Smith, 1978-81 (six games).  
**Minutes Per Game**—\*40.75; Brian Banks, 1977-79 (163 in 4 games).

## TEAM, GAME


**Points**—117; vs. Oklahoma, 1991 (OT).  
**Opponent**—113; Oklahoma, 1991 (OT).  
**Points in Half**—59; vs. Oklahoma, 1991 (2nd).  
**Opponent**—52; Oklahoma, 1991 (2nd).  
**Field Goals**—38; vs. Oklahoma, 1991 (84 att.).  
**Opponent**—39; Missouri, 1989 (68 att.); Oklahoma, 1992 (73 att.).  
**Field Goal Attempts**—84; vs. Oklahoma, 1991 (38 made).  
**Opponent**—74; Oklahoma, 1991 (35 made).  
**Field Goal Percentage**—.646; vs. Oklahoma State, 1986 (31-48).  
**Opponent**—.610; Missouri, 1983 (25-41).  
**3-Point Goals**—8; vs. Missouri, 1989 (16 att.).  
**Opponent**—9; Oklahoma, 1992 (13 att.).  
**3-Point Goals Attempted**—\*29; vs. Oklahoma, 1992 (7 made).  
**Opponent**—19; Oklahoma, 1991 (6 made).  
**3-Point Percentage**—.571; vs. Kansas, 1991 (4-7).  
**Opponent**—.692; Oklahoma, 1992 (9-13).  
**Free Throws**—34; vs. Iowa State, 1983 (42 att.); Oklahoma, 1991 (41 att.).  
**Opponent**—37; Oklahoma, 1991 (51 att.).  
**Free Throw Attempts**—42; vs. Iowa State, 1983 (34 made).  
**Opponent**—\*51; Oklahoma, 1991 (37 made).  
**Free Throw Percentage**—.818; vs. Kansas State, 1988 (9-11).  
**Opponent**—.923; Missouri, 1991 (12-13).  
**Rebounds**—55; vs. Oklahoma, 1991.  
**Opponent**—47; Oklahoma, 1992.  
**Assists**—22; vs. Oklahoma State, 1986.  
**Opponent**—25; Missouri, 1989.  
**Blocked Shots**—8; vs. Oklahoma, 1992.  
**Opponent**—5; Missouri, 1991.  
**Steals**—9; vs. Iowa State, 1983; vs. Oklahoma, 1991.  
**Opponent**—14; Kansas State, 1988.

\*Indicates overall Tournament record.

# 1993-94 BIG EIGHT COMPOSITE SCHEDULE

<b>Tuesday, Nov. 16:</b> Argentine Nationals at Nebraska Zagreb at Iowa State Russian Nationals at Oklahoma St. Marathon Oil at Kansas	<b>Monday, Dec. 6:</b> Colorado at Colorado State Washburn at Kansas Arkansas State at Missouri	<b>Friday, Dec. 31:</b> Northern Iowa at Nebraska	Kansas State at Okla. State (Prime) SMU at Oklahoma
<b>Wednesday, Nov. 17:</b> Slovenia Nationals at Kansas State Western Michigan at Kansas (NIT) Verich Reps at Missouri	<b>Tuesday, Dec. 7:</b> Iowa State at Drake Long Island at Kansas State Maryland vs. Okla. (at OKC, ESPN)	<b>Sunday, Jan. 2:</b> Washington at Missouri	<b>Saturday, Feb. 5:</b> Iowa State at Okla. State (Raycom) Kansas State at Colorado (Raycom) Missouri at Oklahoma (Raycom)
<b>Thursday, Nov. 18:</b> Brazil-Corinthians at Colorado Marathon Oil at Oklahoma	<b>Wednesday, Dec. 8:</b> Kansas at North Carolina State	<b>Monday, Jan. 3:</b> Nebraska at Iowa State (ESPN) Colorado at Illinois State	<b>Sunday, Feb. 6:</b> Nebraska at Kansas (ABC)
<b>Friday, Nov. 19:</b> Preseason NIT at Kansas	<b>Thursday, Dec. 9:</b> Nebraska at Creighton Marshall at Kansas State Texas Christian at Oklahoma State Wyoming at Colorado	<b>Tuesday, Jan. 4:</b> Prairie View A&M at Oklahoma State	<b>Monday, Feb. 7:</b> Oklahoma at Oklahoma St. (ESPN)
<b>Saturday, Nov. 20:</b> Verich Reps at Oklahoma State	<b>Saturday, Dec. 11:</b> Wichita State at Nebraska Nevada at Kansas State Okla. St. vs. LSU (at New Orleans) Arkansas-Little Rock at Kansas SMU at Missouri Iowa at Iowa State	<b>Wednesday, Jan. 5:</b> Southern Utah at Nebraska Western Illinois at Iowa State Kansas State at LaSalle UNC-Asheville at Kansas Missouri at Southern Illinois Baylor at Oklahoma	<b>Wednesday, Feb. 9:</b> Nebraska at Kansas State Colorado at Missouri (Prime) Iowa State at St. Louis
<b>Monday, Nov. 22:</b> Marathon Oil at Nebraska Fort Hood at Kansas State Verich Reps at Missouri Latvia Nationals at Oklahoma	<b>Friday, Dec. 17:</b> Kan. State vs. SW Texas (Honolulu)	<b>Saturday, Jan. 8:</b> Colorado at Nebraska (Raycom) Okla. State at Oklahoma (Raycom) Kansas State at Missouri (Prime) SMU at Kansas	<b>Saturday, Feb. 12:</b> Iowa State at Nebraska (Raycom) Kansas at Kansas State (Raycom) Oklahoma St. at Missouri (Raycom) Colorado at Oklahoma (Raycom)
<b>Tuesday, Nov. 23:</b> Marathon Oil at Colorado Russian Nationals at Missouri	<b>Saturday, Dec. 18:</b> Nebraska at Michigan State Texas-Arlington at Iowa State Kansas St. at Hawaii Tournament Cal State-Davis at Oklahoma State Kansas at Georgia (ESPN) Lamar at Oklahoma	<b>Monday, Jan. 10:</b> Oklahoma at Kansas (ESPN) West Texas A&M at Okla. State	<b>Monday, Feb. 14:</b> Nebraska at Oklahoma (ESPN)
<b>Wednesday, Nov. 24:</b> Marathon Oil at Iowa State Kansas at Preseason NIT (NYC)	<b>Sunday, Dec. 19:</b> Coppin State at Missouri	<b>Wednesday, Jan. 12:</b> Morningside at Iowa State Wichita State at Kansas State Missouri-Kansas City at Colorado Missouri at Notre Dame	<b>Tuesday, Feb. 15:</b> Kansas State at Western Kentucky
<b>Friday, Nov. 26:</b> Kansas at Preseason NIT (NYC) Providence vs. Okla. St. (Tulsa)	<b>Monday, Dec. 20:</b> Florida A&M at Nebraska Furman at Kansas Oklahoma State at Tulsa	<b>Saturday, Jan. 15:</b> Missouri-Kansas City at Nebraska Missouri at Colorado Okla. State at Kansas St. (Raycom) Oklahoma at Iowa State (Raycom)	<b>Wednesday, Feb. 16:</b> Missouri at Iowa State (Prime) Kansas at Oklahoma State
<b>Saturday, Nov. 27:</b> Texas-San Antonio at Nebraska So. Mississippi at Kansas State Central Missouri State at Missouri	<b>Tuesday, Dec. 21:</b> Charleston Southern at Iowa State Cal State-Fullerton at Colorado	<b>Monday, Jan. 17:</b> Kansas State at Kansas (ESPN) Cal State-Northridge at Colorado	<b>Saturday, Feb. 19:</b> Nebraska at Okla. St. (Raycom) Oklahoma at Kansas St. (Raycom) Iowa State at Colorado (Raycom)
<b>Sunday, Nov. 28:</b> Texas at Nebraska (Prime) Massachusetts at Oklahoma Oklahoma State at SMU (ESPN 2)	<b>Wednesday, Dec. 22:</b> Kansas St. at Missouri-Kansas City Indiana at Kansas (Raycom) Missouri vs. Illinois (at St. Louis) Coppin State at Oklahoma	<b>Wednesday, Jan. 19:</b> Nebraska at Colorado (Prime) Iowa State at Missouri Okla. State at Southwest Mo. State	<b>Sunday, Feb. 20:</b> Missouri at Kansas (ABC)
<b>Monday, Nov. 29:</b> North Texas at Colorado Australia Nationals at Kansas	<b>Monday, Dec. 27:</b> Oklahoma at Texas	<b>Thursday, Jan. 20:</b> Oklahoma at Virginia Comm.	<b>Monday, Feb. 21:</b> Oklahoma St. at Colorado (ESPN)
<b>Wednesday, Dec. 1:</b> Nebraska at Appalachian State Creighton at Iowa State Texas A&M at Kansas State Temple at Kansas (ESPN) Northeastern Illinois at Oklahoma	<b>Tuesday, Dec. 28:</b> Oklahoma State vs. Florida Colorado at Nevada	<b>Saturday, Jan. 22:</b> Kansas at Iowa State (Raycom) Colorado at Kansas State (Prime) Missouri at Oklahoma St. (Raycom)	<b>Tuesday, Feb. 22:</b> UMKC at Kansas State
<b>Thursday, Dec. 2:</b> Okla. St. vs. Ariz. St. (Tulsa, ESPN) Missouri at Arkansas (ESPN)	<b>Wednesday, Dec. 29:</b> Iowa State vs. Virginia Comm. Oklahoma State at Rainbow Classic Kansas vs. Rhode Island Oklahoma vs. Eastern Kentucky	<b>Monday, Jan. 24:</b> Missouri at Nebraska (ESPN) Florida Atlantic at Iowa State	<b>Wednesday, Feb. 23:</b> Kansas at Nebraska Iowa State at Oklahoma Southeast Missouri St. at Missouri
<b>Friday, Dec. 3:</b> Ohio at Nebraska Colorado vs. Sam Houston State	<b>Thursday, Dec. 30:</b> Iowa State at Sun Carnival Tourn. Kansas St. at Southern Mississippi Oklahoma State at Rainbow Classic Md.-Eastern Shore at Colorado Kansas at Golden Harvest Classic Mercer at Missouri Oklahoma at All-College Tourn.	<b>Wednesday, Jan. 26:</b> Kansas State at Oklahoma Oklahoma State at Kansas (Prime) Sacramento State at Colorado	<b>Saturday, Feb. 26:</b> Kansas St. at Nebraska (Raycom) Okla. State at Iowa State (Raycom) Colorado at Kansas (Raycom) Oklahoma at Missouri (Raycom)
<b>Saturday, Dec. 4:</b> Nebraska vs. Navy/Portland Northern Iowa at Iowa State Coppin State at Kansas State Mile High Classic at Colorado Kansas at DePaul (ESPN) Jackson State at Missouri Oklahoma at Oregon State	<b>Monday, Jan. 31:</b> Kansas at Missouri (ESPN)	<b>Saturday, Jan. 29:</b> Oklahoma at Nebraska (Prime) Iowa State at Kansas St. (Raycom) Kansas at Colorado (Raycom)	<b>Wednesday, March 2:</b> Oklahoma State at Nebraska Missouri at Kansas State Oklahoma at Colorado (Prime)
<b>Sunday, Dec. 5:</b> Okla. St. vs. Arizona (at Phoenix)	<b>Wednesday, Feb. 2:</b> Colorado at Iowa State	<b>Friday-Sunday, March 11-13:</b> Phillips 66 Big Eight Tournament, Kansas City, Mo.	





92-93 in Review

# 1992-93 Review

# HUSKERS WIN 20, MAKE THIRD-STRAIGHT NCAA TRIP

Without question, the 1992-93 Nebraska basketball season was one of the most-anticipated campaigns in school history, and Coach Danny Nee's Cornhuskers responded to the pressure by:

✓ Earning a third-straight NCAA Tournament bid. The Huskers are one of three Big Eight teams which have earned an NCAA Tournament invite in each of the last three seasons. It was just the school's fourth NCAA bid in the 55-year history of the tournament. As an institution, Nebraska was one of 14 Division I schools to have both its men's and women's teams earn NCAA Tournament bids.


✓ Winning 20 games (against 11 losses) for the second time in the last three seasons and for the third time in seven campaigns under Nee. NU's record over the last three seasons, 65-29, is the best three-year run the school has ever produced and rates as the Big Eight's third-best mark behind Kansas and Oklahoma State over that stretch. It marked just the seventh time in 97 seasons of basketball that the Cornhuskers had reached the 20-win plateau.

✓ Nebraska also tied for second (with Iowa State and Oklahoma State) in the Big Eight at 8-6. It was NU's highest league finish since the 1980-81 season, and the eight league wins gave the Huskers' three-straight .500 or better records in conference play.

"All the accomplishments of the teams that get into the tournament go out the window, and you are judged solely on the tournament. That's just how it is, and we'll have to deal with it," Nee said following the Huskers' 93-79 loss to New Mexico State in the first round of the NCAA Tournament.

"But this program, seven years ago wouldn't think about playing in three NAAs in a row. The thinking then was NIT or just a winning season."

Nebraska opened the season with lofty expectations, and were ranked 25th in the first two Associated Press polls before being dropped the week of its first game. NU, though, responded by winning its



Derrick Chandler averaged a team-high 8.1 rebounds as a senior.

fifth-straight Ameritas Classic title by downing Colgate, 108-76, in the opener. Swingman Eric Piatkowski had a game-high 25 points to lead the Cornhuskers, while forward Bruce Chubick had a career-high-tying 15 points and guard Jaron Boone had 14.

Less than 24 hours later, NU handed Kent an 85-61 loss in the Ameritas Classic title game. Piatkowski had a game-high 23 points and grabbed a career-high 16 rebounds. He was named the Ameritas Classic MVP, and was joined on the all-tourney team by center Derrick Chandler.

Those two wins were good enough to move Nebraska back into the Top 25 at No. 25 in the Dec. 7 AP listing and Piatkowski's performance earned him Phillips 66 Big Eight Conference Player-of-the-Week honors for his efforts in the Ameritas Classic.

The Citadel visited the Devaney Center next and the Huskers' tagged their Southern Conference opponent with an 86-46 setback. It was Nebraska's best defensive effort of the season, but it was a costly one, as Chandler went down with a sprained left foot. Boone came off the bench to lead the NU attack with a career-high 15 points.

With Chandler slowed by a sore left foot, the Cornhuskers responded by hand-

ing intrastate rival Creighton a 100-83 loss.

Nebraska bolted to a 16-6 lead in the opening seven minutes en route to its first 100-point outing ever against its intrastate rival. The Huskers held a 42-33 half-time lead, then built the advantage to 26, 76-50, with 9:14 remaining. Piatkowski again led the NU attack with 21 points.

"We played a good team real hard," CU Coach Rick Johnson said. "They're very talented individually, well coached and they play hard. They have a national ranking and they're very deserving."

The win was NU's third-straight over the Bluejays for the first time since a six-game win string from 1981-82 through 1985-86 and marked CU's ninth consecutive Devaney Center loss.

With four-straight home wins, NU took to the road for the first time and handed Wichita State a 71-64 loss. Piatkowski had 19 points and Jamar Johnson added 15 as the Cornhuskers improved to 5-0 for the first time since the

1984-85 campaign.


After a week off for final exams, No. 20 Nebraska handed Appalachian State a 93-83 setback. Johnson led the way with a career-high 26 points and six rebounds, while a healthy Chandler added 24 points and 13 rebounds. Johnson was named the Big Eight's Player-of-the-Week for his efforts against the Mountaineers. The game also marked the debut of center Amos Gregory, who missed NU's first five games.

High-scoring Texas-Arlington was next up for the 16th-(USA Today/CNN) and 17th-(AP) ranked Cornhuskers, and NU responded with a 116-95 thumping of the Mavericks. Six players, led by Terrance Badgett's career-high 17 points, were in double figures as NU moved to 7-0 for the first time since the 1984-85 season.

The Huskers then hit the road for a trip to Southern Cal and Hawaii's Rainbow Classic. NU shot a season-low 31.7 percent from the field in a 74-64 setback to Southern Cal, a loss that dropped NU's record to 7-1.

Things didn't get much better in Hawaii, as defending NCAA runner-up Michigan beat the No. 20 Cornhuskers in the first round of the Rainbow Classic, 88-73. Southwestern Louisiana sent NU to its third-straight loss, 109-80.





*Piatkowski averaged a team-high 16.7 points per game as a junior en route to first-team All-Big Eight honors.*

Nebraska handed Fordham a 79-55 setback in its last Rainbow Classic game, and headed home with an 8-3 record. The Huskers then dispatched of Eastern Illinois, Southern Utah and Missouri-Kansas City to take an 11-3 mark into its Big Eight schedule.

The Cornhuskers opened league play with a tough two-game swing through Oklahoma. No. 25 (USA Today/CNN) NU began its trip with a 102-89 setback at ninth-(USA Today/CNN) and 10th-(AP) ranked Oklahoma, as the Sooners forced the Huskers into a season-high 28 turnovers. Piatkowski, playing with the flu, was held to season-low six points, but Johnson picked up the slack with 20 points.

Game two of this opening road trip sent the Cornhuskers to Stillwater, where Bryant Reeves and Company were waiting. NU turned in one of its guttiest efforts of the season, but the Cowboys came away with a 78-73 victory. The game was played a day after OSU's legendary coach, Heryn Iba, passed away.

Nebraska returned home and dumped Sacramento State, 86-70, to move its record to 12-5 overall.

Kansas State invaded the Devaney Center and handed Nebraska its third-straight Big Eight loss, 66-64.

In search of win No. 1 in Big Eight play, the Huskers headed to Boulder, Colo., and an ESPN Big Monday test against the Buffaloes. Nebraska broke out its black road uniforms and fell behind by a 60-56 count with 5:16 to play, before using a 26-7 spree to secure an 82-67 victory.

With its conference record at 1-3, Mis-

souri invaded the Devaney Center looking to run its league record to 4-0. Instead, the Tigers watched as Husker rookie Erick Strickland scored a school freshman record 28 points in the Huskers' 88-87 overtime win over the Tigers.

"It was an extraordinary performance," Nee said. "I'm pleased he did it when he did because we needed every one of his baskets.

"A lot of guys on our team have the ability to score 28 points, I'm just glad Erick chose today to do it."

NU hit the road hoping to square its Big Eight record at 3-3, but Iowa State shot 54.6 percent from the field in ending the Huskers' two-game win streak at the Hilton.

Next up was No. 3 Kansas in Lincoln and a visit from ABC's Dick Vitale. The Huskers trailed the Jayhawks by 12 early in the second half, but a 13-0 second-half run coupled with a defensive effort that held the Jayhawks to 28.0 percent shooting in the final half, spelled "W" for the Huskers, 68-64. Chandler hit two free throws with 28 seconds left to give NU a 66-64 lead, then batted a Rex Walters' pass into Husker Terrance Badgett's hand with the clock winding down and Badgett went coast-to-coast for a dunk at the gun.

"It's a big, big, big win," Nee said. "It gives us national credibility in that we can earn a spot in the NAAs. Our kids gave a super-human effort in the second half and never quit or got down. It wasn't pretty, but I really feel Nebraska earned it the hard way."

NU then hit the road, where it handed No. 23 Kansas State an 80-59 setback. The win, NU's biggest on the road in league play in some 60 seasons, was sparked by defense. The Huskers held K-State to 26.8 percent shooting from the field for the game, including 8.7 percent from 3-point range.

"It was probably our best overall team win in a long time," Nee said. There was not one player for Nebraska who didn't contribute."

Nebraska returned home for another Big Monday test, as Oklahoma State came calling. The Cowboys overcame a seven-point halftime deficit to hand the Huskers a 73-63 loss and ended NU's two-game win streak.

Nee's Huskers rebounded from the OSU loss to hand Missouri a 76-75 win at Columbia and give NU's seventh-year mentor his first win in seven tries at Hearn Center. Johnson stole the Tigers' inbounds pass with 5.2 seconds to go, then hit one of two free throws with one second left to break a 75-all tie and give NU its first season sweep of Mizzou since the 1973-74 campaign.


Nebraska returned home and handed Colorado a 76-67 setback, then rallied for a 91-87 win over Iowa State. With the scored tied at 87-all against the Cyclones and 15 seconds to play, Piatkowski drove the lane and nailed the go-ahead shot with 11 seconds left. After an ISU timeout, Strickland knocked the ball from the Cyclones' Julius Michalik, and drove the floor for the clinching layin with one second to play.

"It felt good as soon as I let it go," said Piatkowski, who finished with 24 points and would go on to become NU's first first-team All-Big Eight performer since Dave Hoppen.

With three-straight wins, NU headed into the final week of the regular season with a chance at its first Big Eight title in some 40 seasons. However, Kansas dashed the Huskers' title hopes with a 94-83 victory at Allen Fieldhouse.

NU returned home and picked up win No. 20 with a 94-83 win over Oklahoma in the final home game for Chandler. A 20-7 second-half run was the difference for NU, as Johnson and Piatkowski each netted 19 points.

With win No. 20 in the bank, the season ended on a sour note for Nebraska. Kansas State handed the Huskers a 47-45 loss in the first round of the Phillips 66 Big Eight Tournament. Forty-eight hours after the Kansas State loss, Nebraska earned its third-straight NCAA Tournament bid as the No. 10 seed in the East. New Mexico State, the No. 7 seed, was NU's first-round foe, and the Aggies dealt the Cornhuskers a 93-79 setback. Piatkowski had a career-high 29-points, but it wasn't enough to offset a balanced NMSU attack.



*Johnson dished out 102 assists as a junior.*



# 1992-93 NEBRASKA 31-GAME STATISTICS

Player	G-GS	Min.-Avg.	FG-FGA	Pct.	3PT-3PTA	Pct.	FT-FTA	Pct.	Reb.-Avg.	PF-D	Ast	TO	Blk	Stl	Dnk	Pts.-Avg.
Eric Piatkowski	30-30	892- 29.7	178-367	.485	48-129	.372	98-129	.706	171- 5.7	63-0	75	67	8	33	11	502-16.7
Big Eight	14-14	437- 31.2	82-170	.482	25-63	.397	43-52	.827	69- 4.9	30-0	37	30	4	12	3	232-16.6
Derrick Chandler	31-29	747- 24.1	141-282	.500	0-0	.000	66-102	.647	252- 8.1	77-2	28	66	53	18	30	348-11.2
Big Eight	14-14	369- 26.4	68-145	.469	0-0	.000	41-58	.707	126- 9.0	39-2	11	24	19	8	14	177-12.6
Jamar Johnson	31-31	863- 27.8	109-251	.434	28-92	.304	59-80	.738	89- 2.9	79-4	102	78	7	52	1	305- 9.8
Big Eight	14-14	396- 28.3	50-108	.463	12-39	.308	26-32	.813	36- 2.6	38-3	44	37	3	22	1	138- 9.9
Bruce Chubick	31-31	752- 24.3	90--173	.520	3-12	.250	76-112	.679	178- 5.7	75-2	31	56	18	20	9	259- 8.4
Big Eight	14-14	386- 27.6	40-78	.513	2-7	.286	40-57	.702	81- 5.8	40-1	11	30	9	11	3	122- 8.7
Erick Strickland	31-6	534- 17.2	84-185	.454	32-88	.364	43-59	.729	63- 2.0	78-2	66	61	4	47	11	243- 7.8
Big Eight	14-0	240- 17.1	39-92	.424	18-46	.391	23-33	.697	29- 2.1	35-1	28	27	2	23	5	119- 8.5
Jaron Boone	31-8	583- 18.8	76-185	.411	17-57	.298	46-56	.821	72- 2.3	57-1	87	53	11	26	3	215- 6.9
Big Eight	14-2	250- 17.9	31-75	.413	7-21	.333	21-27	.778	34- 2.4	27-1	31	17	3	8	0	90- 6.4
Terrance Badgett	31-17	470- 15.2	81-163	.497	10-28	.357	35-53	.660	109- 3.5	78-5	33	46	13	19	8	207- 6.7
Big Eight	14-12	222- 15.9	30-62	.484	3-7	.429	23-32	.719	39- 2.8	42-4	18	24	3	13	3	86- 6.1
Amos Gregory	26-0	401- 15.4	41-110	.373	1-4	.250	51-88	.580	81- 3.1	56-2	21	31	6	10	1	134- 5.2
Big Eight	14-0	198- 14.1	18-52	.346	0-2	.000	15-33	.455	33- 2.4	29-0	7	19	3	6	1	51- 3.6
Andre Woolridge	30-3	505- 16.8	48-124	.387	11-36	.306	40-65	.615	50- 1.7	54-1	61	42	2	17	1	147- 4.9
Big Eight	14-0	177- 12.6	15-40	.375	3-10	.300	12-19	.632	19- 1.4	20-0	20	21	0	4	1	45- 3.2
Tom Best	28-0	456- 16.3	57-127	.449	8-22	.364	9-19	.474	133- 4.8	76-3	36	34	9	20	0	131- 4.7
Big Eight	11-0	151- 13.7	17-40	.425	2-7	.286	0-2	.000	54- 4.9	29-1	14	14	4	6	0	36- 3.3
Jeremy Glenn	4-0	7- 1.8	2-4	.500	0-0	.000	0-2	.000	5- 1.3	1-0	0	1	0	0	0	4- 1.0
Chuck Robinson	4-0	6- 1.5	1-2	.500	0-0	.000	0-0	.000	0- 0.0	1-0	0	1	0	0	0	2- 0.5
Chad Jaeger	4-0	8- 2.0	0-0	.000	0-0	.000	0-0	.000	0- 0.0	0-0	0	0	0	0	0	0- 0.0
Chris Newton	1-0	1- 1.0	0-0	.000	0-0	.000	0-0	.000	0- 0.0	0-0	0	0	0	0	0	0- 0.0
Team	31								80- 2.6			3				
Big Eight	14								35- 2.5			2				
Husker Totals	31-31	6,225	908-1,975	.460	158-468	.338	523-765	.684	1,283-41.4	695-22	540	540	131	262	75	2,497-80.5
Big Eight	14-14	2,825	390-862	.452	72-202	.356	244-345	.707	555-39.6	329-13	221	245	50	113	31	1,096-78.3
Opponent Totals	31-31	6,225	827-1,923	.430	154-508	.303	538-833	.646	1,175-37.9	621-15	483	523	86	255	52	2,346-75.7
Big Eight	14-14	2,825	371-836	.444	65-212	.307	291-418	.696	514-36.7	276-8	208	217	49	116	19	1,098-78.4

# 1992-93 NU GAME-BY-GAME REVIEW

Overall: 20-11 (8-6 in Big Eight, T-2nd) Home: 14-2 (5-2) Away: 6-9 (3-4)

Date	Opponent	Score	Record	Attendance	Points	Rebounds	Assists	FG% NU-Opp.
12/4	*Colgate	W, 108-76	1-0	11,873	25 Piatkowski	16 Chandler	7 Woolridge	.471-.354
12/5	*Kent	W, 85-61	2-0	12,023	23 Piatkowski	16 Piatkowski	6 Boone	.485-.347
12/7	The Citadel	W, 86-46	3-0	11,004	15 Boone	9 Badgett	8 Johnson	.500-.309
12/10	Creighton	W, 100-83	4-0	14,011	21 Piatkowski	11 Chubick	7 Johnson	.532-.475
12/12	at Wichita State	W, 71-64	5-0	9,845	19 Piatkowski	10 Badgett	2 by three	.441-.409
12/19	Appalachian State	W, 93-83	6-0	13,641	26 Johnson	13 Chandler	5 Piatkowski	.443-.388
12/21	Texas-Arlington	W, 116-95	7-0	13,160	17 Badgt./Strick.	10 Chandler	5 Piatkowski	.494-.514
12/23	at Southern California	L, 64-74	7-1	4,113	18 Piatkowski	14 Piatkowski	2 by five	.317-.313
12/28	%Michigan	L, 73-88	7-2	6,100	20 Piatkowski	7 Piat./Chandler	3 Strick./Boone	.381-.525
12/29	%Southwestern La.	L, 80-109	7-3	1,806	15 Piatkowski	7 Best	5 Woolridge	.433-.545
12/30	%Fordham	W, 79-55	8-3	910	12 Chandler	5 Chubick	4 Boone	.571-.378
1/2	Eastern Illinois	W, 70-54	9-3	14,298	17 Piatkowski	12 Chubick	6 Johnson	.482-.458
1/5	Southern Utah	W, 100-85	10-3	12,664	17 Piat./Gregory	11 Chandler	5 Piat./Strick.	.581-.478
1/9	at Mo.-Kansas City	W, 66-65	11-3	5,044	17 Piatkowski	10 Chandler	5 Johnson	.375-.386
1/14	#at Oklahoma	L, 89-102	11-4/0-1	8,126	20 Johnson	7 Chandler	6 Johnson	.463-.473
1/16	#at Oklahoma State	L, 73-78	11-5/0-2	6,831	14 Piatkowski	7 Chubick	5 Strickland	.429-.512
1/20	Sacramento State	W, 86-70	12-5	10,421	15 Chubick	11 Chandler	4 Boone/Strick.	.448-.351
1/23	#Kansas State	L, 64-66	12-6/0-3	14,481	16 Piatkowski	8 Chandler	4 Strickland	.366-.489
1/25	#at Colorado	W, 82-67	13-6/1-3	6,080	15 Piat./Badgett	9 Chandler	5 Piatkowski	.429-.453
1/30	#Missouri (OT)	W, 88-87	14-6/2-3	14,404	28 Strickland	12 Chandler	9 Boone	.483-.470
2/3	#at Iowa State	L, 69-96	14-7/2-4	14,202	19 Chandler	9 Badgett	3 Boone/Wool.	.448-.546
2/7	#Kansas	W, 68-64	15-7/3-4	14,679	19 Chandler	14 Chandler	3 Piatkowski	.390-.404
2/13	#at Kansas State	W, 80-59	16-7/4-4	13,389	18 Piatkowski	9 Chandler	4 Badgett/Piat.	.520-.268
2/15	#Oklahoma State	L, 63-73	16-8/4-5	14,352	18 Piatkowski	8 Piatkowski	3 Jhnsn/Piat.	.409-.472
2/21	#at Missouri	W, 76-75	17-8/5-5	13,349	20 Piatkowski	8 Piatkowski	5 Johnson	.527-.450
2/24	#Colorado	W, 76-67	18-8/6-5	13,626	16 Piatkowski	14 Chandler	5 Piatkowski	.469-.304
2/27	#Iowa State	W, 91-87	19-8/7-5	14,520	24 Piatkowski	13 Chandler	4 Piat./Strick.	.468-.469
3/3	#at Kansas	L, 83-94	19-9/7-6	15,800	23 Piatkowski	9 Best/Chandler	5 Piatkowski	.486-.492
3/7	#Oklahoma	W, 94-83	20-9/8-6	14,558	19 Piat./Jhnsn	11 Chandler	4 Piat./Jhnsn	.483-.444
3/12	!Kansas State	L, 45-47	20-10	16,936	12 Chandler	6 Wlrdge/Chndlr	3 Strickland	.435-.327
3/19	+New Mexico State	L, 79-93	20-11	14,287	29 Piatkowski	10 Chandler	3 by three	.508-.590

\*--Ameritas Classic; %--Rainbow Classic; #--Big Eight Conference games; !--Phillips 66 Big Eight Tournament; +--NCAA Tournament.

# 1992-93 NEBRASKA 31-GAME STAT HIGHS

## NEBRASKA INDIVIDUAL HIGHS

Points	29; Eric Piatkowski, vs. New Mexico State
FG made	12; Derrick Chandler, vs. Appalachian State (16 att.)
FG attempts	18; Eric Piatkowski, at Kansas (9 made)
FG percentage*	.889; Terrance Badgett, vs. Texas-Arlington (8-9)
3-point FG	5; Strickland, at Oklahoma (9 att.); vs. Missouri (6 att.)
3-point FG att.	9; Strickland, at Oklahoma (5 made)
FT made	10; Piatkowski, vs. Colgate (14 att.)
FT attempts	14; Piatkowski, vs. Colgate (10 made)
FT percentage*	1.000; Piatkowski, at Southern Cal, vs. Iowa State (7-7)
Rebounds	16; Chandler, vs. Colgate; Piatkowski, vs. Kent
Assists	9; Jaron Boone, vs. Missouri
Turnovers	6; Chandler, vs. Appalachian State
Blocked shots	5; Chandler, vs. Kansas State (B8T)
Steals	5; Tom Best, vs. The Citadel
Minutes	39; Johnson, vs. Wichita State; Bruce Chubick, vs. Missouri

\*Minimum 7 attempts.

## OPPONENT INDIVIDUAL HIGHS

29; Terry Evans, at Oklahoma
12; Johnny McDowell, Texas-Arlington (18 att.)
27; Billy Ross, Appalachian State (8 made)
.857; Eric Riley, Michigan (6-7)
4; by six players once
14; William Cook, Appalachian State (4 made)
14; Bryant Reeves, at Oklahoma State (18 att.)
18; Reeves, at Oklahoma State (14 made)
.917; Evans, at Oklahoma.; S. Woodberry, at Kansas (11-12)
17; Mike Amos, Creighton; Chad McClendon, App. St.
16; Sam Crawford, New Mexico State
13; McDowell, Texas-Arlington
6; Reeves, at Oklahoma State
6; Bryan Sallier, at Oklahoma
45; Melvin Booker, Missouri

## NEBRASKA INDIVIDUAL SEASON/CAREER HIGHS

PLAYER	POINTS	REBOUNDS	ASSISTS
Terrance Badgett	17; Texas-Arlington	10; at Wichita State	4; at Kansas State
Tom Best	*11; at Missouri-Kansas City	*10; Oklahoma	4; Southern Utah
Jaron Boone	15; The Citadel	5; five times	9; Missouri
Derrick Chandler	24; Appalachian State	16; Colgate/20; Oklahoma, 1/27/92	3; Southern Utah/5; E. Wash., 12/21/91
Bruce Chubick	15; three times	12; E. Illinois/13; at Iowa State, 2/22/92	3; twice
Jamar Johnson	26; Appalachian State	6; four times	8; Citadel/9; twice
Eric Piatkowski	29; New Mexico State	16; Kent	5; seven times/8; Miami, 12/22/90
Erick Strickland	28; Missouri	7; Sacramento State	5; Southern Utah/at Oklahoma State

Career high indicated if different from season high; \*Best had 23 points vs. Miami (Ohio) and 17 rebounds twice in career at Toledo.

## TEAM HIGHS & LOWS

### NEBRASKA

	HIGH
Points scored	116 Texas-Arlington
One half	62 Texas-Arlington (2nd)
Field goals	43 Texas-Arlington (87 att.); SUU (74 att.)
Field goal attempts	87 Texas-Arlington (43 made)
Field goal percentage	.581 Southern Utah (43-74)
3-point goals	11 at Oklahoma (24 att.)
3-point attempts	29 at Southern Cal (6 made)
3-point percentage	.600 The Citadel (3-5)
Free throws made	32 Oklahoma (45 att.)
Free throw attempts	45 Oklahoma (32 made)
Free throw percentage	.871 at Kansas State (27-31)
Rebounds	66 Colgate
Rebound margin	+21 Eastern Illinois (44-23)
Personal fouls	32 at Southern Cal
Assists	28 Southern Utah
Turnovers	28 at Oklahoma
Blocked shots	9 The Citadel
Steals	14 Texas-Arlington/at Oklahoma State

### Opponents

	High
Points scored	109 Southwestern Louisiana
One half	60 Southwestern Louisiana (2nd)
Field goals	37 Texas-Arlington (72 att.)
Field goal attempts	82 Colgate (29 made)
Field goal percentage	.590 New Mexico State (36-61)
3-point goals	9 three times
3-point attempts	35 Appalachian State (9 made)
3-point percentage	.533 New Mexico State (8-15)
Free throws made	33 at Oklahoma State (43 att.)
Free throw attempts	43 at Oklahoma State (33 made)
Free throw percentage	.838 Southwestern Louisiana (31-37)
Rebounds	53 Michigan
Personal fouls	33 Oklahoma
Assists	30 at Iowa State
Turnovers	33 Texas-Arlington
Blocked shots	9 at Oklahoma State/at Colorado
Steals	20 at Oklahoma

### Low

45 Kansas State (B8T)
20 Kansas State (B8T)
20 at USC (63 att.); Kansas St. (46 att., B8T)
46 Kansas State (20 made, B8T)
.317 at Southern Cal (20-63)
1 at Colorado (1-7); at Kansas State (1-6)
5 The Citadel (3 made)
.133 Appalachian State (2-15)
1 Kansas State (2 att., B8T)
2 Kansas State (1 made, B8T)
.421 Kansas State (8-19)
24 Fordham
-25 Michigan (28-53)
11 Kansas State (B8T)
8 Kansas
10 Kansas State
0 Kansas State; at Kansas State
1 Kansas State (B8T)

### Low

46 The Citadel
20 The Citadel (1st)
17 three times
43 at Oklahoma State (22 made)
.268 at Kansas State (19-71)
1 Fordham (6 att.); at Oklahoma State (10 att.)
6 Fordham (1 made)
.087 at Kansas State (2-23)
5 at Wichita State (11 att.)
8 Kansas State (6 made, B8T)
.429 Eastern Illinois (6-14)
23 Eastern Illinois
9 Kansas State (B8T)
7 at Kansas State
7 Southwestern Louisiana; at Iowa State
0 Kansas
3 at Kansas State

# 1992-93 BIG EIGHT INDIVIDUAL STATISTICS

## ALL GAMES

SCORING	G	FG-FGA	FT-FTA	Pts.	Avg.
1. Bryant Reeves, Oklahoma State	29	210-338	145-223	566	19.5
2. Donnie Boyce, Colorado	27	184-404	124-194	515	19.1
3. Justus Thigpen, Iowa State	31	220-475	63-96	545	17.6
4. Bryatt Vann, Oklahoma	31	177-363	116-159	523	16.9
5. Eric Piatkowski, Nebraska	30	178-367	98-129	502	16.7
6. Jeff Webster, Oklahoma	32	217-442	91-123	528	16.5
7. Melvin Booker, Missouri	33	164-374	143-175	522	15.8
8. Rex Walters, Kansas	36	179-365	110-126	551	15.3
9. Randy Robinson, Colorado	27	151-322	81-122	411	15.2
10. Brooks Thompson, Okla. State	29	140-307	83-110	423	14.6

## FIELD GOAL PERCENTAGE

(Min. 5 att./game)	FGM-FGA	Pct.
1. Bryant Reeves, Oklahoma State	210-338	.621
2. Richard Scott, Kansas	155-255	.608
3. Fred Hoiberg, Iowa State	127-231	.550
4. Eric Pauley, Kansas	170-311	.547
5. Poncho Hodges, Colorado	110-203	.542
6. Julius Michalik, Iowa State	152-295	.515
7. Jevon Crudup, Missouri	188-375	.501
8. Derrick Chandler, Nebraska	141-282	.500
9. Jeff Webster, Oklahoma	217-442	.491
10. Rex Walters, Kansas	179-365	.490

## FREE THROW PERCENTAGE

(Min. 2 att./game)	FTM-FTA	Pct.
1. Steve Woodberry, Kansas	87-99	.879
2. Rex Walters, Kansas	110-126	.873
3. Ron Bayless, Iowa State	81-94	.862
4. Melvin Booker, Missouri	143-175	.817
5. Fred Hoiberg, Iowa State	84-103	.816
6. Randy Rutherford, Oklahoma State	60-75	.800
7. Adonis Jordan, Kansas	75-95	.789
8. Fred Burley, Oklahoma State	97-127	.764
9. Eric Piatkowski, Nebraska	98-129	.760
10. Brooks Thompson, Oklahoma State	83-110	.755

## FINAL 1992-93 BIG EIGHT STANDINGS

	W	L	Pct.	W	L	Pct.	Postseason
1. Kansas	11	3	.786	29	7	.806	NCAA
2. Oklahoma St.	8	6	.571	20	9	.690	NCAA
Iowa State	8	6	.571	20	11	.645	NCAA
Nebraska	8	6	.571	20	11	.645	NCAA
5. Kansas State	7	7	.500	19	11	.633	NCAA
6. Oklahoma	7	7	.500	20	12	.625	NIT
7. Missouri	5	9	.357	19	14	.576	NCAA
8. Colorado	4	10	.286	13	15	.464	

## HOME ATTENDANCE

	G	Total	Average
1. Kansas (8)	15	235,000	15,667
2. Iowa State (19)	16	217,549	13,734
3. Nebraska (23)	16	213,715	12,357
4. Missouri (24)	16	213,584	13,349
5. Kansas State (57)	15	123,943	8,263
6. Oklahoma (64)	16	123,661	7,729
7. Oklahoma State	14	86,303	6,165
8. Colorado	14	64,582	4,613

Note: (National attendance ranking if known).

## 1993 Big Eight AP/Coaches All-Conference Teams

**First:** Bryant Reeves, OSU; Rex Walters, KU; Eric Piatkowski, NU; Justus Thigpen, ISU; Melvin Booker, MU (coaches); Donnie Boyce, CU (AP).

**Player-of-the-Year:** Bryant Reeves, OSU; **Newcomer-of-the-Year:** Anthony Beene, KSU; **Freshman-of-the-Year:** Erick Strickland, NU; **Coach-of-the-Year:** Dana Altman, KSU (coaches); Eddie Sutton, OSU (AP).

## 3-POINT PERCENTAGE

(Min. 1 att. per game)	3FG-3FGA	Pct.
1. Randy Rutherford, Oklahoma State	55-126	.437
2. Rex Walters, Kansas	83-193	.430
3. Adonis Jordan, Kansas	65-152	.428
4. Ron Bayless, Iowa State	50-124	.403
5. Mark Atkins, Missouri	81-212	.382
Anthony Beane, Kansas State	42-110	.382
7. Brooks Thompson, Oklahoma State	60-161	.373
8. Eric Piatkowski, Nebraska	48-129	.372
Justus Thigpen, Iowa State	42-113	.372
10. Erick Strickland, Nebraska	32-88	.364

## REBOUNDS

	G	Reb.	Avg.
1. Bryant Reeves, Oklahoma State	29	291	10.0
2. Bryan Sallier, Oklahoma	25	216	8.6
3. Deryl Cunningham, Kansas State	30	250	8.3
Jevon Crudup, Missouri	33	273	8.3
5. Derrick Chandler, Nebraska	31	252	8.1
6. Poncho Hodges, Colorado	27	202	7.5
7. Bryatt Vann, Oklahoma	31	208	6.7
8. Aaron Collier, Kansas State	30	197	6.6
9. Fred Hoiberg, Iowa State	31	194	6.3
10. Donnie Boyce, Colorado	27	168	6.2

## ASSISTS

	G	Assists	Avg.
1. Terry Evans, Oklahoma	32	185	5.8
2. Ron Bayless, Iowa State	31	159	5.1
3. Brooks Thompson, Oklahoma State	29	144	5.0
4. Anthony Beane, Kansas State	30	137	4.6
5. Adonis Jordan, Kansas	36	163	4.5
6. Rex Walters, Kansas	36	154	4.3
7. Angelo Hamilton, Oklahoma	30	121	4.0
8. Reggie Smith, Missouri	30	118	3.9
9. Melvin Booker, Missouri	33	122	3.7
10. Donnie Boyce, Colorado	27	96	3.6

## STEALS

	G	Steals	Avg.
1. Terry Evans, Oklahoma	32	97	3.0
2. Angelo Hamilton, Oklahoma	30	81	2.7
3. Brooks Thompson, Oklahoma State	29	70	2.4
4. Justus Thigpen, Iowa State	31	72	2.3
5. Randy Robinson, Colorado	27	56	2.1
Ron Bayless, Iowa State	31	64	2.1
7. Bryatt Vann, Oklahoma	31	61	2.0
8. Adonis Jordan, Kansas	36	70	1.9
Donnie Boyce, Colorado	27	52	1.9
10. Fred Hoiberg, Iowa State	31	56	1.8

## BLOCKED SHOTS

	G	Blks.	Avg.
1. Poncho Hodges, Colorado	27	58	2.1
2. Ted Allen, Colorado	27	53	2.0
3. Derrick Chandler, Nebraska	31	53	1.7
4. Kenneth Conley, Oklahoma	31	46	1.5
5. Bryant Reeves, Oklahoma State	29	38	1.3
6. Greg Ostertag, Kansas	29	36	1.2
7. Jevon Crudup, Missouri	33	37	1.1
8. Bryan Sallier, Oklahoma	25	26	1.0
Chris Heller, Missouri	33	32	1.0
Loren Meyer, Iowa State	31	30	1.0



# 1992-93 BIG EIGHT INDIVIDUAL STATISTICS

## CONFERENCE GAMES ONLY

SCORING	G	FG-FGA	FT-FTA	Pts.	Avg.
1. Bryant Reeves, Oklahoma State	14	99-161	82-124	281	20.1
2. Donnie Boyce, Colorado	14	97-226	70-110	276	19.7
3. Justus Thigpen, Iowa State	14	105-237	26-48	254	18.1
4. Bryatt Vann, Oklahoma	14	82-173	45-64	237	16.9
Melvin Booker, Missouri	14	74-171	67-84	236	16.9
6. Eric Piatkowski, Nebraska	14	82-170	43-52	232	16.6
7. Rex Walters, Kansas	14	72-147	56-67	230	16.4
8. Terry Evans, Oklahoma	14	67-158	52-72	223	15.9
9. Randy Robinson, Colorado	14	79-175	44-66	217	15.5
10. Randy Rutherford, Okla. State	14	79-172	29-39	216	15.4
17. Derrick Chandler, Nebraska	14	68-145	41-58	177	12.6

### FIELD GOAL PERCENTAGE

(Min. 5 att. per game)	FG-FGA	Pct.
1. Bryant Reeves, Oklahoma State	99-161	.615
2. Loren Meyer, Iowa State	62-104	.596
3. Richard Scott, Kansas	60-108	.556
4. Fred Hoiberg, Iowa State	58-107	.542
5. Steve Woodberry, Kansas	59-110	.536
6. Rex Walters, Kansas	72-147	.490
7. Jevon Crudup, Missouri	81-167	.485
8. Eric Piatkowski, Nebraska	82-170	.482
9. Bryatt Vann, Oklahoma	82-173	.474
10. Derrick Chandler, Nebraska	68-145	.469

### 3-POINT PERCENTAGE

(Min. 1 att. per game)	3FG-3FGA	Pct.
1. Fred Hoiberg, Iowa State	14-32	.438
2. Rex Walters, Kansas	30-69	.435
3. Mark Atkins, Missouri	36-86	.419
4. Randy Rutherford, Oklahoma State	29-70	.414
5. Eric Piatkowski, Nebraska	25-63	.397
6. Erick Strickland, Nebraska	18-46	.391
7. Johnny Terrell, Colorado	18-48	.375
8. Bryatt Vann, Oklahoma	28-75	.373
9. Adonis Jordan, Kansas	22-60	.367
10. Terry Evans, Oklahoma	37-101	.366

### FREE THROW PERCENTAGE


(Min. 2 att. per game)	FT-FTA	Pct.
1. Steve Woodberry, Kansas	36-41	.878
2. Ron Bayless, Iowa State	37-44	.841
3. Rex Walters, Kansas	56-67	.836
4. Eric Piatkowski, Nebraska	43-52	.827
5. Fred Burley, Oklahoma State	38-46	.826
6. Fred Hoiberg, Iowa State	46-56	.821
7. Kenneth Conley, Oklahoma	34-42	.810
8. Jeff Webster, Oklahoma	41-51	.804
Eric Pauley, Kansas	37-46	.804
10. Melvin Booker, Missouri	67-84	.798

### REBOUNDS

	G	Reb.	Avg.
1. Bryant Reeves, Oklahoma State	14	140	10.0
2. Derrick Chandler, Nebraska	14	126	9.0
3. Deryl Cunningham, Kansas State	14	120	8.6
4. Jevon Crudup, Missouri	14	111	7.9
5. Poncho Hodges, Colorado	14	97	6.9
6. Fred Hoiberg, Iowa State	14	94	6.7
7. Aaron Collier, Kansas State	14	91	6.5
8. Bryatt Vann, Oklahoma	14	90	6.4
Richard Scott, Kansas	14	89	6.4
10. Jeff Warren, Missouri	14	86	6.1

### ASSISTS

	G	Assists	Avg.
1. Ron Bayless, Iowa State	14	74	5.3
2. Brooks Thompson, Oklahoma State	14	68	4.9



3. Anthony Beane, Kansas State	14	65	4.6
Terry Evans, Oklahoma	14	64	4.6
5. Donnie Boyce, Colorado	14	53	3.8
6. Rex Walters, Kansas	14	52	3.7
Julius Michalik, Iowa State	14	52	3.7
8. Melvin Booker, Missouri	14	51	3.6
Angelo Hamilton, Oklahoma	14	51	3.6
10. Lamont Frazier, Missouri	11	39	3.5
Adonis Jordan, Kansas	14	49	3.5

### STEALS

	G	Steals	Avg.
1. Justus Thigpen, Iowa State	14	36	2.6
Brooks Thompson, Oklahoma State	14	36	2.6
3. Terry Evans, Oklahoma	14	32	2.3
4. Ron Bayless, Iowa State	14	29	2.1
5. Donnie Boyce, Colorado	14	28	2.0
6. Randy Robinson, Colorado	14	27	1.9
7. Anthony Beane, Kansas State	14	24	1.7
8. Erick Strickland, Nebraska	14	23	1.6
Angelo Hamilton, Oklahoma	14	23	1.6
Vincent Jackson, Kansas State	14	22	1.6
Jevon Crudup, Missouri	14	22	1.6
Jamar Johnson, Nebraska	14	22	1.6
Adonis Jordan, Kansas	14	22	1.6

### BLOCKED SHOTS

	G	Blk.	Avg.
1. Poncho Hodges, Colorado	14	30	2.1
2. Ted Allen, Colorado	14	27	1.9
3. Bryant Reeves, Oklahoma State	14	24	1.7
4. Derrick Chandler, Nebraska	14	19	1.4
5. Von Bennett, Oklahoma State	14	18	1.3
6. Greg Ostertag, Kansas	14	17	1.2
7. Kenneth Conley, Oklahoma	14	16	1.1
Donnie Boyce, Colorado	14	15	1.1
9. Chris Heller, Missouri	14	14	1.0
10. Jevon Crudup, Missouri	14	12	0.9

# 1992-93 BIG EIGHT TEAM STATISTICS

## ALL GAMES

FIELD GOAL PERCENTAGE		
	<u>FGM-FGA</u>	<u>Pct.</u>
1. Kansas	1109-2154	.515
2. Oklahoma State	807-1571	.513
3. Iowa State	946-1935	.488
4. Colorado	716-1547	.462
5. Nebraska	908-1975	.459
Missouri	892-1942	.459
7. Oklahoma	1036-2274	.455
8. Kansas State	780-1763	.442

3-POINT PERCENTAGE		
	<u>3FG-3FGA</u>	<u>Pct.</u>
1. Kansas	215-527	.407
2. Oklahoma State	131-337	.388
3. Iowa State	163-450	.362
4. Missouri	156-434	.359
5. Kansas State	160-467	.342
6. Nebraska	158-468	.337
7. Oklahoma	191-567	.336
8. Colorado	111-337	.329

FREE THROW PERCENTAGE		
	<u>FT-FTA</u>	<u>Pct.</u>
1. Iowa State	465-613	.758
2. Missouri	604-841	.718
3. Oklahoma	587-857	.684
4. Nebraska	523-765	.683
5. Oklahoma State	501-744	.673
6. Kansas State	389-583	.667
7. Colorado	460-717	.641
8. Missouri	512-845	.605

TEAM OFFENSE		
	<u>Pts.</u>	<u>Avg.</u>
1. Oklahoma	2850	89.1
2. Kansas	3037	84.4
3. Iowa State	2520	81.3
4. Nebraska	2497	80.5
5. Oklahoma State	2246	77.4
6. Missouri	2452	74.3
7. Colorado	2003	74.2
8. Kansas State	2109	70.3

TEAM DEFENSE		
	<u>Pts.</u>	<u>Avg.</u>
1. Kansas State	2011	67.0
2. Missouri	2234	67.7
3. Oklahoma State	2003	69.1
4. Iowa State	2159	69.6
5. Kansas	2510	69.7
6. Colorado	2034	75.3
7. Nebraska	2346	75.7
8. Oklahoma	2528	79.0

SCORING MARGIN		<u>Margin</u>
1. Kansas		+14.7
2. Iowa State		+11.7
3. Oklahoma		+10.1
4. Oklahoma State		+ 8.3
5. Missouri		+ 6.6
6. Nebraska		+ 4.8
7. Kansas State		+ 3.3
8. Colorado		- 1.1

REBOUND AVERAGE		
	<u>Reb.</u>	<u>Avg.</u>
1. Nebraska	1283	41.4
2. Oklahoma	1315	41.1
3. Missouri	1298	39.3
4. Oklahoma State	1125	38.8
5. Colorado	1015	37.6
6. Kansas State	1117	37.2
7. Kansas	1268	35.2
8. Iowa State	1063	34.3

REBOUND MARGIN		<u>Margin</u>
1. Oklahoma State		+8.0
2. Kansas State		+5.0
3. Missouri		+3.8
4. Nebraska		+3.5
5. Kansas		+1.5
6. Colorado		+1.2
7. Oklahoma		+0.1
8. Iowa State		-1.7

## CONFERENCE GAMES

FIELD GOAL PERCENTAGE		
	<u>FG-FGA</u>	<u>Pct.</u>
1. Oklahoma State	384-763	.503
2. Kansas	381-779	.489
3. Iowa State	398-851	.467
4. Nebraska	390-862	.452
5. Oklahoma	405-906	.447
6. Missouri	365-823	.443
7. Colorado	348-796	.437
8. Kansas State	341-814	.418

3-POINT PERCENTAGE		
	<u>3FG-3FGA</u>	<u>Pct.</u>
1. Kansas	81-188	.430
2. Missouri	70-183	.382
3. Oklahoma State	60-168	.357
4. Nebraska	72-202	.356
5. Oklahoma	83-241	.344
6. Iowa State	70-205	.341
7. Colorado	60-176	.340
8. Kansas State	63-209	.301

FREE THROW PERCENTAGE		
	<u>FT-FTA</u>	<u>Pct.</u>
1. Iowa State	199-264	.753
2. Kansas	258-349	.739
3. Nebraska	244-345	.707
4. Oklahoma	239-343	.696
5. Oklahoma State	239-355	.673
6. Kansas State	192-286	.671
7. Colorado	217-339	.640
8. Missouri	207-357	.579

SCORING OFFENSE		
	<u>Pts.</u>	<u>Avg.</u>
1. Oklahoma	1132	80.9
2. Nebraska	1096	78.3
3. Kansas	1093	78.1
4. Oklahoma State	1067	76.2
5. Iowa State	1065	76.1
6. Missouri	1007	71.9
7. Colorado	973	69.5
8. Kansas State	937	66.9

SCORING DEFENSE		
	<u>Pts.</u>	<u>Avg.</u>
1. Kansas	987	70.5
2. Kansas State	1001	71.5
3. Missouri	1004	71.7
4. Iowa State	1013	72.4
5. Oklahoma State	1025	73.2
6. Nebraska	1098	78.4
7. Oklahoma	1112	79.4
8. Colorado	1130	80.7

SCORING MARGIN		<u>Margin</u>
1. Kansas		+7.6
2. Iowa State		+3.7
3. Oklahoma State		+3.0
4. Oklahoma		+1.5
5. Missouri		+0.2
6. Nebraska		-0.1
7. Kansas State		-4.6
8. Colorado		-11.2

REBOUND AVERAGE		
	<u>Reb.</u>	<u>Avg.</u>
1. Nebraska	555	39.6
2. Oklahoma State	520	37.1
Oklahoma	520	37.1
4. Missouri	517	36.9
5. Kansas State	498	35.6
6. Kansas	495	35.4
7. Colorado	483	34.5
8. Iowa State	448	32.0

REBOUND MARGIN		<u>Margin</u>
1. Oklahoma State		+4.9
2. Kansas State		+3.0
3. Nebraska		+2.9
4. Kansas		+2.5
5. Missouri		-1.2
6. Oklahoma		-2.8
7. Colorado		-3.1

# 1992-93 NEBRASKA CORNHUSKER BOX SCORES

## Game No. 1

### NEBRASKA 108, COLGATE 76

Dec. 4-- at Lincoln, Neb. -- Ameritas Classic

Red Raiders	min	fg-fga	ft-fta	rb	pf	a	tp
Darren Brown	30	7-15	3-4	11	4	0	20
Nate O'Neil	28	2-7	0-0	1	3	5	5
Jason Whatley	13	1-4	0-1	3	4	1	2
Tucker Neale	31	6-19	3-3	6	2	4	17
Hasan Brown	26	1-7	0-0	2	3	1	2
Chris Nicholas	6	0-1	0-2	1	3	0	0
Derek Hyra	4	0-1	0-0	2	1	1	0
Joe Spillane	11	1-2	0-0	0	0	1	2
Mike Roberts	1	0-0	0-0	0	0	0	0
Jimmy Maloney	4	1-2	1-2	2	0	2	3
Brennan Lothery	16	2-5	1-2	1	1	5	5
Malik Cupid	6	3-4	0-0	4	0	1	6
Michael Taylor	7	2-7	1-2	3	1	0	5
Steve Benton	17	3-8	3-4	4	2	0	9
Team				6			
<b>Totals</b>	<b>200</b>	<b>29-82</b>	<b>12-20</b>	<b>46</b>	<b>24</b>	<b>21</b>	<b>76</b>

Cornhuskers	min	fg-fga	ft-fta	rb	pf	a	tp
Jamar Johnson	27	4-10	1-3	6	2	4	10
Erick Strickland	16	3-8	0-0	1	1	3	6
Derrick Chandler	24	6-12	0-2	16	2	1	12
Bruce Chubick	21	4-11	7-11	11	1	0	15
Eric Piatkowski	23	7-12	10-14	9	2	0	25
Chad Jaeger	3	0-0	0-0	0	0	0	0
Chuck Robinson	1	0-0	0-0	0	0	0	0
Jaron Boone	24	5-9	2-2	4	2	6	14
Andre Woolridge	20	3-5	2-6	1	3	7	8
Tom Best	21	4-9	0-1	8	2	0	8
Terrance Badgett	17	3-7	0-0	3	4	2	8
Jeremy Glenn	3	1-2	0-0	2	0	0	2
Team				5			
<b>Totals</b>	<b>200</b>	<b>40-85</b>	<b>22-39</b>	<b>66</b>	<b>19</b>	<b>23</b>	<b>108</b>

Colgate				33	43	--	76
Nebraska				53	55	--	108

**3-point goals:** Colgate 6-21 (Brown 3-5, O'Neil 1-5, Neale 2-7, Spillane 0-1, Benton 0-1, Lothery 0-1), Nebraska 6-15 (Johnson 1-2, Strickland 0-3, Piatkowski 1-2, Boone 2-4, Woolridge 0-1, Badgett 2-3). **FG%:** Colgate 35.4, Nebraska 47.1. **FT%:** Colgate 60.0, Nebraska 56.4. **Turnovers:** Colgate 16, Nebraska 12. **Blocked shots:** Colgate (Whatley 2, Neale 1), Nebraska 6 (Chubick 2). **Steals:** Colgate 7 (Neale 4), Nebraska 8 (Johnson 2, Strickland 2, Piatkowski 2). **Technical foul:** Brown. **Officials:** Willie Sanchez, Mark McMullen, Bill Westbrook. **Attendance:** 11,873.

**Game Notes:** Twenty-fifth-ranked (USA Today/CNN) Nebraska scored game's first 10 points and the closest the visiting Red Raiders could come after that was one at 23-22 with 9:56 left in the first half...Huskers then closed half with a 30-11 run to take a 53-33 halftime lead...Piatkowski had 25 points to lead Cornhuskers, aided by team season-highs of 10 free throws made and 14 attempted...Chandler's 16 rebounds equaled most for Husker player on season, while NU's 66 rebounds were most on year...Woolridge dished out seven assists, second-highest single-game total for a Husker frosh...crowd of 11,873 was largest-ever for first-round Ameritas Classic game...Huskers won season-opener for fifth-straight year, advanced to Ameritas Classic title game for sixth consecutive season...108 points were the most NU had scored on opening day since a 113-69 victory over Augustana, S.D., Nov. 26, 1983...win was NU's 21st at home vs. a non-conference opponent...in other first-round game, Kent beat Idaho State, 81-73.

## Game No. 2

### NEBRASKA 85, KENT 61

Dec. 5 -- at Lincoln, Neb. -- Ameritas Classic

Golden Flashes	min	fg-fga	ft-fta	rb	pf	a	tp
Rod Koch	31	6-15	3-5	8	5	1	16
James Johnson	24	3-6	0-1	0	3	6	6
Doug Carr	18	1-3	0-1	3	2	0	2
Greg Holman	34	5-13	4-4	4	2	5	14
Jeff Anderson	27	3-7	0-0	1	0	3	8
Bill Davis	17	1-9	0-0	4	5	1	2
Bronson Cudgel	11	0-4	0-0	1	1	1	0
Nate Reinking	12	4-6	0-0	3	1	0	9
JShawn McKenzie	4	0-3	0-0	2	0	0	0
Roger Evans	14	2-4	0-0	3	0	1	4

Tom West	4	0-0	0-0	0	0	0	0
Durand Watkins	6	0-2	0-0	2	0	0	0
Team				1			
<b>Totals</b>	<b>200</b>	<b>25-72</b>	<b>7-11</b>	<b>35</b>	<b>19</b>	<b>18</b>	<b>61</b>

Cornhuskers	min	fg-fga	ft-fta	rb	pf	a	tp
Bruce Chubick	22	3-5	0-0	2	2	2	6
Eric Piatkowski	30	9-17	4-8	16	1	2	23
Derrick Chandler	22	7-8	3-5	7	2	1	17
Jamar Johnson	26	1-1	4-4	4	1	5	6
Jaron Boone	23	3-8	0-0	5	2	6	8
Terrance Badgett	16	3-10	1-2	9	2	2	7
Tom Best	16	2-5	0-0	6	1	1	4
Andre Woolridge	22	1-6	4-4	1	1	2	6
Erick Strickland	18	3-5	2-4	2	2	3	8
Jeremy Glenn	1	0-0	0-0	0	0	0	0
Chad Jaeger	1	0-0	0-0	0	0	0	0
Chuck Robinson	1	0-0	0-0	0	1	0	0
Team				1			
<b>Totals</b>	<b>200</b>	<b>32-66</b>	<b>18-27</b>	<b>53</b>	<b>15</b>	<b>24</b>	<b>85</b>

Kent				27	34	--	61
Nebraska				34	51	--	85

**3-point goals:** Kent 4-17 (Koch 1-2, Holman 0-5, Anderson 2-6, Cudgel 0-2, Reinking 1-1, Watkins 0-1), Nebraska 3-12 (Piatkowski 1-3, Boone 2-3, Best 0-2, Woolridge 0-3, Strickland 0-1). **FG%:** Kent 34.7, Nebraska 48.5. **FT%:** Kent 63.6%, Nebraska 66.7%. **Turnovers:** Kent 15, Nebraska 18. **Blocked shots:** Kent 1 (Evans), Nebraska 7 (Piatkowski 2, Chandler 2, Badgett 2). **Steals:** Kent 6 (Johnson 2, Holman 2), Nebraska 8 (Boone 3). **Technical fouls:** Carr, Kent bench. **Officials:** Denny Freund, Don Griffin, Ron Pexa. **Attendance:** 12,023.

**Game Notes:** Game was tied at 10 when Nebraska took the lead for good on a Chubick dunk with 15:08 to play in first half...Huskers, though, were only up by seven at halftime (34-27) and didn't put visiting Golden Flashes away until a 30-9 run midway through final half gave the home team an 81-50 lead with 4:36 to play...Piatkowski had 23-point, 16-rebound effort and was named the Classic's MVP...his 16 rebounds were a career-high and equaled most by a Husker on season...NU captured its fifth Ameritas Classic title in six years...crowd of 12,023 was largest ever for Ameritas Classic game and the win was Huskers' 22nd straight at home vs. non-league foes...Piatkowski was joined on All-Tournament team by Chandler, Koch and Holman of Kent, Darren Brown of Colgate and Idaho State's Jim Potter...Nebraska improved to 2-0, Kent fell to 1-1.

## Game No. 3

### NEBRASKA 86, THE CITADEL 46

Dec. 7-- at Lincoln, Neb.

Bulldogs	min	fg-fga	ft-fta	rb	pf	a	tp
Reggie Jones	9	0-2	2-2	1	2	0	2
Terry Campbell	17	1-5	0-0	2	1	1	2
Scott VanSchaardenburg	23	0-2	1-4	7	5	1	1
Andre Harris	18	0-9	1-2	3	2	0	1
Lamar Wright	36	4-11	2-3	1	2	3	12
Augustus McDowell	13	1-1	0-0	3	0	1	2
Marshall Burns	15	1-3	0-0	2	4	0	2
Chad Leonard	22	3-7	0-0	3	2	2	6
Kevin Smith	8	2-3	0-1	0	4	0	4
David Stevens	17	4-6	1-2	4	3	1	10
Abe Hodges	2	0-0	2-2	0	0	0	2
Marcus Wildy	10	1-5	0-0	3	0	0	2
Boikai Braggs	3	0-0	0-2	0	0	0	0
Brian Kinzig	7	0-1	0-0	1	0	1	0
Team				4			
<b>Totals</b>	<b>200</b>	<b>17-55</b>	<b>9-18</b>	<b>34</b>	<b>25</b>	<b>10</b>	<b>46</b>

Cornhuskers	min	fg-fga	ft-fta	rb	pf	a	tp
Bruce Chubick	23	1-4	6-9	5	2	3	8
Eric Piatkowski	23	5-11	1-2	8	1	5	13
Derrick Chandler	13	3-5	0-0	4	2	0	6
Jamar Johnson	25	3-6	2-4	2	0	8	8
Andre Woolridge	25	2-7	1-2	5	1	0	5
Erick Strickland	20	3-4	3-4	1	3	3	10
Terrance Badgett	19	6-9	0-1	9	1	1	12
Tom Best	20	2-6	3-4	6	4	1	7
Jaron Boone	25	6-8	3-4	3	2	2	15
Jeremy Glenn	2	0-1	0-2	2	1	0	0
Chuck Robinson	2	1-1	0-0	0	0	0	2
Chad Jaeger	2	0-2	0-0	0	0	0	0
Team				4			
<b>Totals</b>	<b>200</b>	<b>32-64</b>	<b>19-32</b>	<b>49</b>	<b>17</b>	<b>23</b>	<b>86</b>

The Citadel				20	26	--	46
Nebraska				41	45	--	86



**3-point goals:** The Citadel 3-11 (Campbell 0-1, Harris 0-1, Wright 2-4, Leonard 0-1, Stevens 1-2, Wildy 0-1, Kinzig 0-1), Nebraska 3-5 (Piatkowski 2-4, Strickland 1-1). **FG%:** The Citadel 30.9, Nebraska 50.0. **FT%:** The Citadel 50.0, Nebraska 59.4. **Turnovers:** The Citadel 23, Nebraska 15. **Blocked shots:** The Citadel 2 (Campbell 2), Nebraska 9 (Chandler 4). **Steals:** The Citadel 6 (Harris 2), Nebraska 12 (Best 5). **Technical foul:** The Citadel bench. **Officials:** Rick Wulkow, Paul Janssen, Mike Wood. **Attendance:** 11,004.

**Game Notes:** Bulldogs scored game's first two points on Terry Campbell jumper, but NU went on a 36-15 tear to take a 36-17 lead with 3:53 to play in first half...NU's 40-point win equaled its eighth-largest ever in the Devaney Center and was its 23rd straight homecourt win against a non-league opponent...Badgett had a then-career-high 12 points, while Boone netted career-best 15 points...Chandler went down with a sprained ankle with 4:23 left in first half, did not return...46 points were fewest by NU opponent on season, as were 20 first-half points...win moved 25th- (Associated Press) and 21st-ranked (USA Today/CNN) Cornhuskers' record to 3-0, dropped Citadel to 1-2.

**Game No. 4**

**NEBRASKA 100, CREIGHTON 83**

Dec. 10--Lincoln, Neb.

Bluejays	min	fg-fga	ft-fta	rb	pf	a	tp
Jerry Vanderheydt	28	5-7	1-3	2	2	0	11
Andre Tucker	27	4-8	5-8	6	4	3	13
Mike Amos	36	10-17	7-12	17	4	2	28
Jason Singleton	39	2-8	1-5	1	3	4	5
Matt Petty	38	6-15	5-6	2	5	3	19
Denny Halligan	5	1-4	0-0	0	1	0	2
Jason Bey	25	0-1	3-4	7	4	8	3
Brian Chamberlain	2	1-1	0-0	1	0	0	2
Todd Gillespie	1	0-0	0-0	0	0	0	0
Team				2			
<b>Totals</b>	<b>200</b>	<b>29-61</b>	<b>22-38</b>	<b>38</b>	<b>23</b>	<b>20</b>	<b>83</b>

Cornhuskers	min	fg-fga	ft-fta	rb	pf	a	tp
Eric Piatkowski	29	8-15	4-4	6	1	3	21
Terrance Badgett	14	3-7	0-0	6	5	1	7
Bruce Chubick	28	6-12	2-6	11	3	3	14
Jaron Boone	17	3-6	7-8	0	2	4	14
Jamar Johnson	34	5-9	3-4	3	4	7	15
Erick Strickland	18	2-4	0-0	3	3	1	6
Andre Woolridge	22	3-6	2-6	2	4	3	9
Tom Best	24	4-6	0-1	6	4	1	8
Derrick Chandler	14	3-6	0-0	2	2	0	6
Team				3			
<b>Totals</b>	<b>200</b>	<b>37-71</b>	<b>18-29</b>	<b>42</b>	<b>28</b>	<b>23</b>	<b>100</b>

Creighton				33	50	--	83
Nebraska				42	58	--	100

**3-point goals:** Creighton 3-16 (Tucker 0-1, Amos 1-1, Singleton 0-4, Petty 2-7, Halligan 0-3), Nebraska 8-17 (Piatkowski 1-3, Badgett 1-2, Boone 1-3, Johnson 2-5, Strickland 2-3, Woolridge 1-1). **FG%:** Creighton 47.5, Nebraska 52.1. **FT%:** Creighton 57.9, Nebraska 62.1. **Turnovers:** Creighton 20, Nebraska 17. **Blocked shots:** Creighton 3 (Amos 2), Nebraska 3 (Chubick, Johnson, Chandler). **Steals:** Creighton 9 (Petty 3), Nebraska 11 (Strickland 3). **Technical fouls:** none. **Officials:** Sam Banks, Eric Harmon, Steve Welmer. **Attendance:** 14,011.

**Game Notes:** Nebraska defeated its intrastate rival for the third-straight season and the ninth-straight time at the Devaney Center...Cornhuskers held 42-33 halftime advantage, then shot 58.3 percent from the field in the final 20 minutes to secure the win...first time Nebraska had ever hit the century mark against the Bluejays...Badgett made first career start (replaced Derrick Chandler, who was out with a sprained ankle)...Piatkowski turned in third 20-point or better scoring game with a team-high 21 points...win moved Nebraska's record to 4-0, dropped Bluejays to 0-3.

**Game No. 5**

**NEBRASKA 71, WICHITA STATE 64**

Dec. 12--at Wichita, Kan.

Cornhuskers	min	fg-fga	ft-fta	rb	pf	a	tp
Terrance Badgett	20	2-6	2-2	10	0	0	7
Bruce Chubick	24	2-4	1-1	0	3	2	5
Jamar Johnson	39	5-16	4-5	5	2	1	14
Erick Strickland	14	2-5	0-0	2	4	1	4
Jaron Boone	18	2-4	0-0	1	3	2	5
Andre Woolridge	18	2-5	2-2	1	2	1	8
Tom Best	19	1-3	2-2	4	2	2	4
Derrick Chandler	16	2-3	1-2	3	0	1	5
Eric Piatkowski	32	8-13	0-0	2	0	1	19
Team				5			
<b>Totals</b>	<b>200</b>	<b>26-59</b>	<b>12-14</b>	<b>33</b>	<b>16</b>	<b>11</b>	<b>71</b>

Shockers	min	fg-fga	ft-fta	rb	pf	a	tp
Claudius Johnson	18	1-4	1-2	4	0	1	3
Michael Wiggins	28	3-10	1-2	9	1	3	7
John Smith	32	9-13	0-1	4	1	1	18
Tory Joyner	9	0-0	0-0	1	0	0	0
Jimmy Bolden	38	6-13	3-5	7	2	9	17
Larry Callia	15	1-3	0-0	2	0	0	2
Chad Elstun	34	7-17	0-0	7	4	1	17
Ryan Herrs	21	0-6	0-0	1	5	2	0
Patrice Scott	5	0-0	0-1	0	0	0	0
Team				8			
<b>Totals</b>	<b>200</b>	<b>27-66</b>	<b>5-11</b>	<b>43</b>	<b>13</b>	<b>17</b>	<b>64</b>

Nebraska				32	39	--	71
Wichita State				36	28	--	64

**3-point goals:** Nebraska 7-21 (Badgett 1-3, Johnson 0-5, Strickland 0-2, Boone 1-2, Woolridge 2-3, Piatkowski 3-6), Wichita State 5-19 (Wiggins 0-2, Bolden 2-4, Elstun 3-8, Herrs 0-5). **FG%:** Nebraska 44.1, Wichita State 40.9. **FT%:** Nebraska 85.7, Wichita State 45.5. **Turnovers:** Nebraska 19, Wichita State 23. **Blocked shots:** Nebraska 6 (Badgett 3), Wichita State 3 (Scott 2). **Steals:** Nebraska 13 (Johnson 4), Wichita State 6 (Bolden 2, Elstun 2). **Technical fouls:** none. **Officials:** Bill Westbrook, Tim Hutchinson, Ron Berkholtz. **Attendance:** 9,845.

**Game Notes:** Nebraska moved its record to 5-0 with a 71-64 come-from-behind win at Wichita State...No. 25 NU trailed, 36-32, at halftime, and was down by three, 44-41, with 13:31 to play, before rallying for the win...Woolridge's 3-pointer with 10:10 to play gave Nebraska the lead for good at 48-46 and started 8-0 Husker run which produced 53-46 lead with 7:31 to go...Shockers pulled to within 62-60 with 2:19 to play on a Wiggins free throw, but the Cornhuskers hit seven-of-eight free throws in final 1:33 to pick up their fifth win on the season...first time NU had started 5-0 since 7-0 mark to open 1984-85 season...for third straight season, NU won first game away from home...first time NU had left Levitt Arena with a victory since 1970-71 season...Wichita State fell to 1-2.

**Game No. 6**

**NEBRASKA 93, APPALACHIAN STATE 83**

Dec. 19--at Lincoln, Neb.

Mountaineers	min	fg-fga	ft-fta	rb	pf	a	tp
Ricky Nedd	36	0-1	2-5	3	4	2	2
Billy Ross	35	8-27	2-4	7	4	0	20
Chad McClendon	30	8-13	4-4	17	4	2	20
William Cook	30	8-21	1-3	6	2	1	21
Joe Sabato	25	2-5	0-1	2	3	6	4
Jeff Williams	15	1-3	2-2	2	3	2	4
Brian Hege	10	2-5	0-0	0	2	0	5
Nod Carter	9	2-3	1-2	2	2	1	7
Tremayne Rooks	9	0-2	0-0	2	1	1	0
Team				6			
<b>Totals</b>	<b>200</b>	<b>31-80</b>	<b>12-21</b>	<b>47</b>	<b>25</b>	<b>15</b>	<b>83</b>

Cornhuskers	min	fg-fga	ft-fta	rb	pf	a	tp
Bruce Chubick	19	0-2	0-0	3	2	1	0
Eric Piatkowski	29	2-10	2-4	7	2	5	6
Derrick Chandler	24	12-16	0-2	13	4	1	24
Jamar Johnson	30	9-15	7-8	6	1	4	26
Jaron Boone	23	3-10	1-1	5	2	4	7
Tom Best	18	3-9	2-3	6	4	1	9
Erick Strickland	10	2-4	0-0	1	2	4	4
Andre Woolridge	18	2-8	2-2	0	1	3	6
Amos Gregory	13	1-3	5-6	5	2	1	7
Terrance Badgett	17	1-2	2-2	3	1	1	4
Team				5			
<b>Totals</b>	<b>200</b>	<b>35-79</b>	<b>21-28</b>	<b>54</b>	<b>21</b>	<b>25</b>	<b>93</b>

Appalachian State				38	45	--	83
Nebraska				48	45	--	93

**3-point goals:** Appalachian State 9-35 (Ross 2-11, Cook 4-14, Sabato 0-2, Williams 0-1, Hege 1-4, Carter 2-3), Nebraska 2-15 (Piatkowski 0-3, Johnson 1-1, Best 1-2, Boone 0-4, Strickland 0-2, Woolridge 0-2, Badgett 0-1). **FG%:** Appalachian State 38.8, Nebraska 44.3. **FT%:** Appalachian State 57.1, Nebraska 75.0. **Turnovers:** Appalachian State 25, Nebraska 25. **Blocked shots:** Appalachian State 2 (McClendon 1, Rooks 1), Nebraska 2 (Chandler 1, Piatkowski 1). **Steals:** Appalachian State 12 (Sabato 4), Nebraska 10 (Piatkowski 3). **Technical foul:** Best. **Officials:** Stanley Reynolds, Bill Westbrook, Ron Pexa. **Attendance:** 13,641.

**Game Notes:** After a week off for final exams, Coach Danny Nee's 19th- (USA Today/CNN) and 20th- ranked (Associated Press) basketball team moved to 6-0 with 10-point homecourt decision over Appalachian State and former Creighton and Colorado Coach Tom Apke...best start since 7-0 mark to open 1984-85 season...Johnson netted career-high 26 points for Cornhuskers, while Chandler had career-high 24 points...Johnson also had four assists and a career-high-tying six rebounds and was

named the Phillips 66 Big Eight Player-of-the-Week for his performance...Chandler, meanwhile, turned in his 11th career double-double with his 13 rebounds and connected on 12-of-16 field goal attempts...all 10 Cornhuskers who played had at least one assist...NU held 10-point halftime lead, but watched Mountaineers close to with 84-83 with 3:47 to play, before scoring the game's final nine points...Appalachian State tied Devaney Center record with its 35 3-point attempts, while Cook's 14 try attempts tied the individual arena mark...first game for Gregory, who sat out first six games...NU moved to 6-0, Appalachian State fell to 2-1.

### Game No. 7

## NEBRASKA 116, TEXAS-ARLINGTON 95

Dec. 21--at Lincoln, Neb.

Mavericks	min	fg-fga	ft-fta	rb	pf	a	tp
Leonard Wilson	26	5-10	1-2	7	2	3	13
Johnny McDowell	37	12-18	2-10	13	4	1	26
Brian Myers	24	3-6	0-0	5	4	1	8
Shawn Talley	14	0-4	2-4	1	4	2	2
Ronald Smith	32	7-16	4-6	2	2	5	20
Sheldson O'Neal	9	0-1	0-0	0	1	0	0
Sean Miller	28	6-9	2-4	3	3	10	14
DuJuan Taylor	14	3-4	2-2	5	1	2	10
David Morse	9	1-1	0-0	0	1	0	2
Brian O'Neal	6	0-3	0-0	2	0	1	0
Team				5			
<b>Totals</b>	<b>200</b>	<b>37-72</b>	<b>13-28</b>	<b>43</b>	<b>22</b>	<b>25</b>	<b>95</b>

Cornhuskers	min	fg-fga	ft-fta	rb	pf	a	tp
Eric Piatkowski	25	5-11	5-5	9	2	5	15
Bruce Chubick	17	3-5	3-5	7	5	2	9
Derrick Chandler	23	6-13	0-2	10	3	0	12
Jamar Johnson	19	4-8	0-0	0	3	2	9
Erick Strickland	20	5-8	4-5	4	1	3	17
Tom Best	19	3-8	0-0	5	4	3	6
Amos Gregory	21	4-7	3-4	5	1	0	12
Andre Woolridge	23	2-6	4-4	1	1	5	9
Jaron Boone	19	3-12	4-4	2	1	4	10
Terrance Badgett	15	8-9	0-2	4	3	1	17
Team				3			
<b>Totals</b>	<b>200</b>	<b>43-87</b>	<b>23-31</b>	<b>50</b>	<b>24</b>	<b>25</b>	<b>116</b>

Texas-Arlington				42	53	--	95
Nebraska				54	62	--	116

**3-point goals:** Texas-Arlington 8-25 (Wilson 2-6, Myers 2-4, Talley 0-3, Smith 2-8, Taylor 2-2, B. O'Neal 0-2), Nebraska 7-19 (Piatkowski 0-3, Chubick 0-1, Johnson 1-3, Strickland 3-4, Best 0-1, Gregory 1-1, Woolridge 1-2, Boone 0-2, Badgett 1-2). **FG%:** Texas-Arlington 51.4, Nebraska 49.4. **FT%:** Texas-Arlington 46.4, Nebraska 74.2. **Turnovers:** Texas-Arlington 33, Nebraska 21. **Blocked shots:** Texas-Arlington 2 (McDowell 1, Morse 1), Nebraska 4 (Chandler 2). **Steals:** Texas-Arlington 11 (Wilson 2, McDowell 2, Myers 2, Taylor 2), Nebraska 14 (Piatkowski 3, Boone 3). **Technical fouls:** none. **Officials:** John Leimbach, Gene Millentree, Ed Schumer. **Attendance:** 13,160.

**Game Notes:** Sixteenth- (USA Today/CNN) and 17th- ranked (Associated Press) Nebraska ran its record to 7-0 for the first time since the 1984-85 season with a victory over the Mavericks...first-ever meeting between NU and UTA...250th game played in the 17-year history of the Devaney Center...Huskers posted 11th-straight homecourt win, 26th-straight over non-league opponent...the 116 points scored by Nebraska was the third-highest single-game total in school history, behind a pair of 117-point outings against both Harvard and Oklahoma...Badgett scored career-high 17 points...Gregory had 15 points in his second game as a Cornhusker...Huskers forced Mavericks into 33 turnovers...NU held 54-42 halftime lead, then used 24-10 run in first 7:25 of second half to put game away...all 10 Cornhuskers who saw action scored, and six were in double figures...Mavericks fell to 4-1.

### Game No. 8

## SOUTHERN CALIFORNIA 74, NEBRASKA 64

Dec. 23--at Los Angeles, Calif.

Conrhuskers	min	fg-fga	ft-fta	rb	pf	a	tp
Bruce Chubick	21	2-6	1-2	8	3	2	5
Eric Piatkowski	32	5-15	7-7	14	4	2	18
Derrick Chandler	25	0-0	0-1	4	3	2	0
Jamar Johnson	34	6-13	3-5	4	3	1	17
Andre Woolridge	25	3-6	2-5	3	3	2	10
Tom Best	14	1-5	0-0	4	3	1	2
Amos Gregory	12	1-5	1-2	4	2	0	3
Erick Strickland	12	1-4	2-2	1	5	1	5
Jaron Boone	13	0-4	0-0	3	3	2	0
Terrance Badgett	12	1-5	2-2	5	3	0	4
Team				4			
<b>Totals</b>	<b>200</b>	<b>20-63</b>	<b>18-26</b>	<b>54</b>	<b>32</b>	<b>13</b>	<b>64</b>

Trojans	min	fg-fga	ft-fta	rb	pf	a	tp
Mark Boyd	16	2-7	3-6	7	5	0	7
Tremayne Anchrum	32	4-9	2-5	15	4	2	10
Dwayne Hackett	24	4-15	2-4	8	2	1	13
Phil Glenn	41	5-13	1-2	4	3	1	15
Burt Harris	26	1-7	5-7	1	3	6	7
Rodney Chatman	28	3-10	8-10	4	1	0	16
Lorenzo Orr	26	1-2	4-7	6	3	1	6
Kirk Homenick	6	0-0	0-0	2	2	0	0
Brandon Martin	1	0-1	0-1	0	0	1	0
Team				2			
<b>Totals</b>	<b>200</b>	<b>20-64</b>	<b>25-42</b>	<b>49</b>	<b>23</b>	<b>12</b>	<b>74</b>

**3-point goals:** Nebraska 6-29 (Chubick 0-1, Piatkowski 1-6, Johnson 2-8, Woolridge 2-4, Best 0-2, Strickland 1-3, Boone 0-2, Badgett 0-3), Southern Cal 9-33 (Hackett 3-13, Glenn 4-9, Harris 0-3, Chatman 2-8). **FG%:** Nebraska 31.7, Southern Cal 31.3. **FT%:** Nebraska 69.2, Southern Cal 59.5. **Turnovers:** Nebraska 24, Southern Cal 16. **Blocked shots:** Nebraska 5 (Chandler 2), Southern Cal 2 (Orr 2). **Steals:** Nebraska 8 (Piatkowski 2, Johnson 2, Strickland 2), Southern Cal 10 (Anchrum 4). **Technical fouls:** none. **Officials:** Charles Range, Larry White, Richie Ballesteros. **Attendance:** 4,113.

**Game Notes:** Nebraska hit season-low 31.7 percent from field as season-opening seven-game win streak came to an end...Huskers held 7-4 lead on Piatkowski layin with 15:52 to play in first half, but Trojans took lead for good on Hackett 3-pointer with 9:48 left...Trojans led by six at halftime and the closest NU came in the final stanza was one, at 35-34, with 15:04 to go on a Piatkowski dunk...USC then took command with a 17-5 run to put game away...win was USC's 13th-straight at L.A. Sports Arena, moved season record to 4-2, loss dropped NU to 7-1.

### Game No. 9

## MICHIGAN 88, NEBRASKA 73

Dec. 28--at Honolulu, Hawaii -- Rainbow Classic

Wolverines	min	fg-fga	ft-fta	rb	pf	a	tp
Rob Pelinka	14	1-2	0-0	2	2	0	3
Chris Webber	32	8-11	4-10	12	3	1	20
Jalen Rose	33	2-7	7-10	5	3	5	11
Dugan Fife	2	0-0	1-2	1	0	0	1
Michael Talley	10	0-1	0-0	2	1	1	0
Ray Jackson	20	5-9	1-1	10	3	3	11
Sean Dobbins	1	0-0	0-0	0	0	0	0
Jimmy King	33	7-11	3-8	4	3	4	19
Juwan Howard	26	1-8	4-7	5	4	2	6
James Voskuil	9	1-3	1-2	0	3	0	4
Leon Derrick	2	0-0	0-0	1	1	0	0
Eric Riley	19	6-7	1-1	10	3	0	13
Team				1			
<b>Totals</b>	<b>200</b>	<b>31-59</b>	<b>22-41</b>	<b>53</b>	<b>26</b>	<b>16</b>	<b>88</b>

Cornhuskers	min	fg-fga	ft-fta	rb	pf	a	tp
Amos Gregory	17	3-5	2-6	5	3	1	8
Jamar Johnson	26	3-9	0-0	1	1	2	9
Erick Strickland	15	0-3	0-0	0	4	3	0
Jaron Boone	16	1-4	2-3	1	2	3	4
Andre Woolridge	22	1-4	1-2	1	4	2	4
Tom Best	18	2-6	0-0	0	5	2	5
Derrick Chandler	25	4-11	3-4	7	3	0	11
Terrance Badgett	11	2-6	0-0	1	2	1	5
Bruce Chubick	20	1-2	5-6	3	0	1	7
Eric Piatkowski	30	7-13	4-5	7	4	1	20
Team				2			
<b>Totals</b>	<b>200</b>	<b>24-63</b>	<b>17-26</b>	<b>28</b>	<b>28</b>	<b>16</b>	<b>73</b>

Nebraska				34	39	--	73
Michigan				38	50	--	88

**3-point goals:** Michigan 4-11 (Pelinka 1-1, Webber 0-2, Rose 0-1, Jackson 0-1, King 2-3, Voskuil 1-2, Riley 0-1), Nebraska 8-25 (Johnson 3-8, Strickland 0-2, Boone 0-2, Woolridge 1-3, Best 1-2, Chubick 0-1, Piatkowski 2-4). **FG%:** Michigan 52.5, Nebraska 38.1. **FT%:** Michigan 53.7, Nebraska 65.4. **Turnovers:** Michigan 22, Nebraska 14. **Blocked shots:** Michigan 3 (Webber 2), Nebraska 3 (Chandler 3). **Steals:** Michigan 7 (Howard 3), Nebraska 11 (Boone 3). **Technical fouls:** none. **Officials:** David Hall, Stanley Reynolds, Paul Sternberger. **Attendance:** 6,100.

**Game Notes:** At the 29th-annual Kraft Rainbow Classic, sixth-ranked (both polls) and defending NCAA runner-up Michigan used an 11-4 run to take a 36-25 lead with 1:02 left in the first half, only to watch the 16th- (USA Today/CNN) and 17th-ranked (Associated Press) Cornhuskers score nine of the final 11 points in the half to pull within 38-34 at intermission...Huskers opened second half with 12-6 spurt to take a 46-44 lead on a Best jumper with 15:45 to play...Michigan, though, outscored NU 17-6 to take a 61-52 lead with 10:05 left, and the closest the Cornhuskers would come after that would be nine...Michigan held a 53-28 rebounding advantage and limited the Huskers to 38.1 percent shooting from the floor for the game...first NU-MU game

since 1980 NIT game at Ann Arbor...loss dropped Huskers to 7-2 on the season, Michigan moved on to semifinals with an 8-1 record...Wolverines, of course, lost in the semifinals to North Carolina, then beat Hawaii in third-place game.

**Game No. 10**

**SOUTHWESTERN LOUISIANA 109, NEBRASKA 80**  
**Dec. 29--at Honolulu, Hawaii -- Rainbow Classic**

Cornhuskers	min	fg-fga	ft-fta	rb	pf	a	tp
Amos Gregory	18	2-5	7-11	4	3	1	11
Jamar Johnson	21	1-7	0-0	2	5	2	2
Erick Strickland	13	4-8	0-1	4	4	0	9
Jaron Boone	21	3-9	2-2	1	3	4	9
Andre Woolridge	32	2-5	2-2	1	3	5	7
Tom Best	19	4-6	0-0	7	2	0	9
Derrick Chandler	22	3-8	3-5	4	2	2	9
Terrance Badgett	3	1-2	0-0	0	0	0	2
Bruce Chubick	21	3-3	0-0	4	0	0	7
Eric Piatkowski	30	6-14	0-0	1	2	2	15
Team				2			
<b>Totals</b>	<b>200</b>	<b>29-67</b>	<b>14-21</b>	<b>30</b>	<b>24</b>	<b>16</b>	<b>80</b>

Ragin' Cajuns	min	fg-fga	ft-fta	rb	pf	a	tp
Michael Allen	35	8-15	9-10	0	1	6	28
Byron Starks	34	10-19	5-6	5	2	4	25
Tony Moore	20	5-10	5-7	2	1	2	17
Todd Hill	22	7-11	4-4	5	4	0	19
Shawn Griggs	24	1-4	4-4	4	3	2	6
Cedric Mackyeon	25	1-2	4-6	5	4	0	6
Bryan Collins	19	1-2	0-0	5	2	1	2
Carroll Boudreaux	21	3-3	0-0	8	4	0	6
Team				4			
<b>Totals</b>	<b>200</b>	<b>36-66</b>	<b>31-37</b>	<b>38</b>	<b>21</b>	<b>15</b>	<b>109</b>

Nebraska				42	38	--	80
Southwestern Louisiana				49	60	--	109

**3-point goals:** Nebraska 8-22 (Johnson 0-2, Strickland 1-3, Boone 1-5, Woolridge 1-3, Best 1-2, Chubick 1-1, Piatkowski 3-6), Southwestern Louisiana 6-14 (Allen 3-7, Starks 0-1, Moore 2-5, Hill 1-1). **FG%:** Nebraska 43.3, Southwestern Louisiana 54.5. **FT%:** Nebraska 66.7, Southwestern Louisiana 83.8. **Turnovers:** Nebraska 15, Southwestern Louisiana 7. **Blocked shots:** Nebraska 2 (Gregory 1, Best 1), Southwestern Louisiana 1 (Collins). **Steals:** Nebraska 2 (Woolridge 1, Best 1), Southwestern Louisiana 9 (Starks 3). **Technical fouls:** none. **Officials:** Richard Ball, Pat Tanibe, Joe Kerfoot. **Attendance:** 1,806.

**Game Notes:** In back-and-forth first half, Huskers and Cajuns were tied at 35 with 4:22 to go, but USL went on a 10-1 run to take a 45-36 lead with 2:31 to go in the first half...the lead was seven at intermission and USL went on to lead by as many as 29 in final half in handing Nebraska its worst loss of the season and worst setback since 105-64 loss at Oklahoma during the 1989-90 season...loss dropped NU to 7-3 overall.

**Game No. 11**

**NEBRASKA 79, FORDHAM 55**

**Dec. 30--at Honolulu, Hawaii -- Rainbow Classic**

Cornhuskers	min	fg-fga	ft-fta	rb	pf	a	tp
Amos Gregory	16	0-4	0-0	1	5	2	0
Jamar Johnson	25	4-9	1-2	0	2	0	10
Erick Strickland	19	4-4	2-2	2	3	0	10
Jaron Boone	19	3-4	0-0	1	2	4	7
Andre Woolridge	17	3-3	1-2	1	5	1	7
Tom Best	21	2-3	0-0	4	2	2	5
Derrick Chandler	22	3-6	6-7	4	3	1	12
Terrance Badgett	16	3-5	2-4	3	2	2	9
Bruce Chubick	21	3-4	5-6	5	3	0	11
Eric Piatkowski	24	3-7	1-2	2	3	1	8
Team				1			
<b>Totals</b>	<b>200</b>	<b>28-49</b>	<b>18-25</b>	<b>24</b>	<b>30</b>	<b>13</b>	<b>79</b>

Rams	min	fg-fga	ft-fta	rb	pf	a	tp
Derek Molis	10	0-1	0-0	0	3	0	0
Jerome Fazande	30	2-2	11-15	2	3	4	16
Bobby Frain	18	0-4	0-2	4	4	0	0
Rob Baxter	17	2-5	1-4	2	0	1	5
Darren Deschryver	15	1-1	0-0	3	4	0	2
John Henry	3	0-0	0-0	1	0	0	0
Dave Buckner	33	4-14	5-8	2	1	4	13
Sherwin Content	34	7-12	1-4	6	1	0	15
Nick Gianopoulos	10	0-3	2-2	2	2	0	2
Sean Hope	30	1-3	0-1	6	3	0	2
Team				3			
<b>Totals</b>	<b>200</b>	<b>17-45</b>	<b>20-36</b>	<b>31</b>	<b>21</b>	<b>9</b>	<b>55</b>

Nebraska	37	42	--	79
Fordham	21	34	--	55

**3-point goals:** Nebraska 5-12 (Gregory 0-1, Johnson 1-3, Boone 1-1, Best 1-1, Badgett 1-2, Piatkowski 1-4); Fordham 1-6 (Fazande 1-1, Baxter 0-1, Buckner 0-4); **FG%:** Nebraska 57.1, Fordham 37.8. **FT%:** Nebraska 72.0, Fordham 55.6. **Turnovers:** Nebraska 13, Fordham 22. **Blocked shots:** Nebraska 3 (Chandler 2), Fordham 1 (Deschryver). **Steals:** Nebraska 10 (Strickland 4), Fordham 4 (Frain 2). **Technical fouls:** none. **Officials:** Larry Yamashita, Ron Hernandez, Brian Yamasaki. **Attendance:** 910.

**Game Notes:** Nebraska scored the game's first basket, a Piatkowski 3-pointer, and never trailed in the contest...the Cornhuskers had a 20-6 lead just seven minutes into the game, and after Fordham had pulled to within 24-18 at 5:33, the Huskers used 9-0 run to take a 33-18 lead with 3:51 to play...in the second half, the Cornhuskers built their lead to as many as 26...first-ever meeting between the schools...win snapped three-game NU losing streak, improved Huskers mark to 8-3, dropped Rams to 2-6.

**Game No. 12**

**NEBRASKA 70, EASTERN ILLINOIS 54**

**Jan. 2--at Lincoln, Neb.**

Panthers	min	fg-fga	ft-fta	rb	pf	a	tp
Darrell Young	31	5-9	1-2	5	2	2	11
Louis Jordan	25	5-10	1-5	3	3	1	11
Curtis Leib	27	2-5	0-2	4	3	1	4
John Hernandez	25	0-2	2-2	3	1	2	2
Derrick Landrus	34	6-12	0-0	2	1	4	16
Steven Nichols	10	0-2	0-1	1	2	0	0
Troy Collier	19	1-2	2-2	1	3	5	4
Derek Kelley	16	2-3	0-0	1	3	0	4
Andre Rodriquez	8	0-2	0-0	1	0	0	0
C.J. Williams	2	1-1	0-0	0	0	1	2
Steve Weemer	1	0-0	0-0	0	0	0	0
Walter Graham	1	0-0	0-0	0	1	0	0
Team				2			
<b>Totals</b>	<b>200</b>	<b>22-48</b>	<b>6-14</b>	<b>23</b>	<b>19</b>	<b>16</b>	<b>54</b>

Cornhuskers	min	fg-fga	ft-fta	rb	pf	a	tp
Eric Piatkowski	31	6-10	3-5	2	2	3	17
Bruce Chubick	21	3-5	0-0	12	1	1	6
Derrick Chandler	18	1-2	0-0	4	1	1	2
Jamar Johnson	32	4-10	5-7	4	4	6	13
Erick Strickland	23	2-5	0-0	1	2	0	4
Amos Gregory	22	1-5	5-8	9	0	5	7
Jaron Boone	17	2-7	0-0	3	1	3	4
Tom Best	19	2-3	0-2	5	4	1	4
Terrance Badgett	17	6-9	1-2	4	4	0	13
Team				0			
<b>Totals</b>	<b>200</b>	<b>27-56</b>	<b>14-24</b>	<b>44</b>	<b>19</b>	<b>20</b>	<b>70</b>

Eastern Illinois	23	31	--	54
Nebraska	36	34	--	70

**3-point goals:** Eastern Illinois 4-11 (Jordan 0-1, Hernandez 0-1, Landrus 4-9), Nebraska 2-9 (Piatkowski 2-5, Johnson 0-2, Strickland 0-1, Boone 0-1). **FG%:** Eastern Illinois 45.8%, Nebraska 48.2%. **FT%:** Eastern Illinois 42.9%, Nebraska 58.3%. **Turnovers:** Eastern Illinois 16, Nebraska 18. **Blocked shots:** Eastern Illinois 2 (Jordan 1, Kelley 1), Nebraska 5 (Chandler, Strickland, Boone, Best, Badgett). **Steals:** Eastern Illinois 8 (Jordan 2, Hernandez 2), Nebraska 9 (Badgett 3). **Technical fouls:** none. **Officials:** Rick Wulkow, Dennis Bracco, Sam Banks. **Attendance:** 14,298.

**Game Notes:** A little more than 24 hours after returning to Nebraska from a four-game road trip, the 20th-ranked (both polls) Cornhuskers handed visiting Eastern Illinois a 16-point setback...Eastern Illinois led by as many as seven early in the game, and held an 18-17 lead with 7:55 to play in the first half, before a 19-6 Nebraska run put the home team in control...in second half, Huskers built lead to as many as 18 en route to their ninth win of the season (against three setbacks)...win was 27th-straight for Nebraska against a non-league foe...Chubick's 12 rebounds were one off his career high...loss dropped Panthers' record to 1-6...game was NU' fifth-straight against a 1992 NCAA Tournament team...largest crowd of the season for a non-league foe.

**Game No. 13**

**NEBRASKA 100, SOUTHERN UTAH 85**

**Jan. 5--at Lincoln, Neb.**

Thunderbirds	min	fg-fga	ft-fta	rb	pf	a	tp
Chris Jones	1	0-0	0-0	0	0	0	0
Reggie Ingram	28	5-9	2-5	6	4	3	14
James Lewis	17	3-6	5-6	2	1	1	11
Curtis Loyd	30	8-13	3-4	6	2	0	19
Kurt Bailey	16	1-6	0-0	2	4	3	2



Andy Ward	24	5-9	3-3	1	1	1	14
Richard Barton	31	6-14	3-7	3	0	1	15
Ralph Squire	11	0-1	0-1	2	1	0	0
Kyle Christensen	12	1-3	0-0	3	0	4	2
Stephen Koster	13	1-3	1-2	1	1	0	3
Chris Fox	8	0-0	0-0	0	3	0	0
Kim Blackner	10	2-3	0-0	4	0	3	5
Team				5			
<b>Totals</b>	<b>200</b>	<b>32-67</b>	<b>17-28</b>	<b>35</b>	<b>17</b>	<b>16</b>	<b>85</b>

<u>Cornhuskers</u>	<u>min</u>	<u>fg-fga</u>	<u>ft-fta</u>	<u>rb</u>	<u>pf</u>	<u>a</u>	<u>tp</u>
Eric Piatkowski	19	7-11	2-4	3	4	5	17
Bruce Chubick	19	5-8	0-1	6	1	2	10
Derrick Chandler	21	5-10	0-1	11	4	3	10
Jamar Johnson	22	3-6	0-0	4	2	4	7
Jaron Boone	18	6-8	0-1	2	1	2	13
Tom Best	21	2-5	0-0	5	2	4	4
Amos Gregory	19	7-13	3-3	6	5	1	17
Erick Strickland	22	4-4	2-2	1	2	5	11
Terrance Badgett	19	3-5	0-0	5	2	0	6
Andre Woolridge	21	1-4	3-5	1	1	2	5
Team				1			
<b>Totals</b>	<b>200</b>	<b>43-74</b>	<b>10-17</b>	<b>45</b>	<b>24</b>	<b>28</b>	<b>100</b>

<b>Southern Utah</b>				<b>33</b>	<b>52</b>	--	<b>85</b>
<b>Nebraska</b>				<b>49</b>	<b>51</b>	--	<b>100</b>

**3-point goals:** Southern Utah 4-10 (Ingram 2-2, Lewis 0-1, Bailey 0-2, Ward 1-2, Barton 0-1, Christensen 0-1, Blackner 1-1), Nebraska 4-7 (Piatkowski 1-2, Johnson 1-2, Boone 1-2, Strickland 1-1). **FG%:** Southern Utah 47.8%, Nebraska 58.1%. **FT%:** Southern Utah 60.7%, Nebraska 58.8%. **Turnovers:** Southern Utah 18, Nebraska 21. **Blocked shots:** Southern Utah 2 (Bailey, Koster), Nebraska 5 (Chandler 4). **Steals:** Southern Utah 10 (Loyd 3, Ward 3), Nebraska 6 (Chandler 2, Johnson 2). **Technical foul:** Loyd. **Officials:** Willie Sanchez, Al Green, Mark McMullen. **Attendance:** 12,664.

**Game Notes:** After building a 16-point halftime lead, Cornhuskers increase their advantage to 23 at 88-65 with 6:34 to play...Thunderbirds, though, outscore Nebraska 20-12 the rest of the way...NU went into the game ranked No. 22 in the USA Today/CNN coaches poll, but was unranked in the AP listing...NU hit a season-high 58.1 percent from the field, including 61.1 percent marksmanship in the first half...six Huskers scored in double figures...NU had season-high 28 assists...12th-straight homecourt win for Huskers (equalled second-longest win string in Devaney Center history)...Piatkowski became 16th player in school history to score 1,000 career points, the fourth Husker to do so before the end of his junior season...NU improved to 10-3 overall, while Southern Utah fell to 5-6.

#### Game No. 14

### NEBRASKA 66, MISSOURI-KANSAS CITY 65

Jan. 9--at Kansas City, Mo.

<u>Cornhuskers</u>	<u>min</u>	<u>fg-fga</u>	<u>ft-fta</u>	<u>rb</u>	<u>pf</u>	<u>a</u>	<u>tp</u>
Bruce Chubick	19	2-3	3-4	5	1	0	7
Eric Piatkowski	32	5-16	5-8	8	1	0	17
Derrick Chandler	24	3-7	3-5	10	2	2	9
Jamar Johnson	32	1-8	0-0	6	4	5	2
Jaron Boone	22	2-3	0-0	3	2	1	4
Tom Best	19	5-7	0-0	4	5	0	11
Amos Gregory	17	0-1	5-8	3	0	0	5
Erick Strickland	18	1-6	3-4	4	4	1	5
Andre Woolridge	15	1-3	2-2	2	3	2	4
Terrance Badgett	2	1-2	0-0	0	2	0	2
Team				3			
<b>Totals</b>	<b>200</b>	<b>21-56</b>	<b>21-31</b>	<b>48</b>	<b>24</b>	<b>11</b>	<b>66</b>

<u>Kangaroos</u>	<u>min</u>	<u>fg-fga</u>	<u>ft-fta</u>	<u>rb</u>	<u>pf</u>	<u>a</u>	<u>tp</u>
Tony Dumas	40	8-19	4-6	6	3	2	23
Jeff Spiva	24	0-2	1-3	5	5	3	1
Dennis Jacobs	22	2-9	2-4	2	4	1	6
Terry Dickerson	26	2-6	2-5	4	1	5	6
Ronnie Schmitz	36	7-14	5-6	4	2	2	23
Eric Lytle	16	2-2	0-0	5	1	0	4
Travis Salmon	18	0-3	0-0	2	1	1	0
Rick Muller	13	0-0	0-0	2	3	0	0
Joe Seabrooks	5	1-2	0-1	1	1	0	2
Team				2			
<b>Totals</b>	<b>200</b>	<b>22-57</b>	<b>14-25</b>	<b>33</b>	<b>21</b>	<b>14</b>	<b>65</b>

<b>Nebraska</b>				<b>36</b>	<b>30</b>	--	<b>66</b>
<b>Missouri-Kansas City</b>				<b>35</b>	<b>30</b>	--	<b>65</b>

**3-point goals:** Nebraska 3-15 (Chubick 0-1, Piatkowski 2-6, Johnson 0-3, Best 1-2, Strickland 0-2, Woolridge 0-1), Missouri-KC 7-19 (Dumas 3-7, Dickerson 0-1, Schmitz 4-11). **FG%:** Nebraska 37.5, Missouri-KC 38.6. **FT%:** Nebraska 67.7, Missouri-KC 56.0. **Turnovers:** Nebraska 17, Missouri-KC 12. **Blocked shots:** Nebraska 5

(Chandler 2), Missouri-KC 4 (Dumas 2). **Steals:** Nebraska 8 (Strickland 3, Johnson 3), Missouri-KC 10 (Schmitz 4). **Technical fouls:** none. **Officials:** Kelly Groom, Tom Svehla, William Titcomb. **Attendance:** 5,044.

**Game Notes:** For second-straight year, Husker-Kangaroo game went to wire and 'Roos had chance to win in final seconds...at Municipal Auditorium, NU held a 36-35 lead at halftime, but found itself trailing by a 59-56 count with 5:22 to play in the game...NU then ran off five-straight points to take the lead on a Johnson layin with 4:25 to play...UMKC tied the game at 61-all with 2:39 to play, then after the Huskers had forged a 65-61 lead with 1:42 to play, the 'Roos tied the game at 1:04 on a pair of Schmitz free throws...Piatkowski was fouled with 34 seconds left and he made one of two free throws to give NU the win...Dumas missed a 3-pointer as time ran out that would have given UMKC the victory...win moved No. 22 (CNN/USA Today) Nebraska to 12-3, dropped Kangaroos to 6-7...UMKC was without Head Coach Lee Hunt, who was recovering from open-heart surgery...Best had a season-high 11 points.

#### Game No. 15

### OKLAHOMA 102, NEBRASKA 89

Jan. 14--at Norman, Okla.

<u>Cornhuskers</u>	<u>min</u>	<u>fg-fga</u>	<u>ft-fta</u>	<u>rb</u>	<u>pf</u>	<u>a</u>	<u>tp</u>
Jamar Johnson	25	7-17	3-3	6	5	6	20
Jaron Boone	12	1-6	2-2	1	2	0	4
Derrick Chandler	25	4-6	5-6	7	4	2	13
Bruce Chubick	22	4-5	0-0	4	3	2	8
Eric Piatkowski	23	2-7	1-1	2	0	1	6
Terrance Badgett	12	0-3	2-4	2	0	0	2
Amos Gregory	24	3-5	1-3	2	2	0	7
Tom Best	10	0-1	0-0	1	3	1	0
Erick Strickland	26	7-12	0-0	5	3	0	19
Andre Woolridge	21	3-5	2-2	2	3	2	10
Team				9			
<b>Totals</b>	<b>200</b>	<b>31-67</b>	<b>16-21</b>	<b>41</b>	<b>25</b>	<b>14</b>	<b>89</b>

<u>Sooners</u>	<u>min</u>	<u>fg-fga</u>	<u>ft-fta</u>	<u>rb</u>	<u>pf</u>	<u>a</u>	<u>tp</u>
Jeff Webster	27	6-13	7-8	8	3	0	19
Bryatt Vann	23	7-14	1-2	4	1	0	18
Bryan Sallier	33	6-11	2-5	11	3	1	14
Terry Evans	31	7-12	11-12	5	2	6	29
Angelo Hamilton	33	6-14	1-2	4	2	4	13
Ken Conley	10	2-3	1-2	4	0	1	5
Pete Lewis	20	0-4	2-3	3	3	6	2
Ryan Minor	15	1-2	0-0	1	1	0	2
Shon Alexander	3	0-1	0-0	1	1	0	0
Dion Barnes	3	0-0	0-0	0	0	0	0
Chris Black	2	0-0	0-0	0	0	0	0
Team				3			
<b>Totals</b>	<b>200</b>	<b>35-74</b>	<b>25-34</b>	<b>44</b>	<b>16</b>	<b>18</b>	<b>102</b>

<b>Nebraska</b>				<b>43</b>	<b>46</b>	--	<b>89</b>
<b>Oklahoma</b>				<b>48</b>	<b>54</b>	--	<b>102</b>

**3-point goals:** Nebraska 11-24 (Johnson 3-8, Boone 0-2, Piatkowski 1-2, Badgett 0-1, Strickland 5-9, Woolridge 2-2), Oklahoma 7-18 (Vann 3-5, Evans 4-8, Hamilton 0-5). **FG%:** Nebraska 46.3, Oklahoma 47.3. **FT%:** Nebraska 76.2, Oklahoma 73.5. **Turnovers:** Nebraska 28, Oklahoma 18. **Blocked shots:** Nebraska 5 (Johnson, Chubick, Piatkowski, Gregory, Best), Oklahoma 7 (Vann 2, Sallier 2). **Steals:** Nebraska 11 (Johnson 3), Oklahoma 20 (Sallier 6). **Technical fouls:** none. **Officials:** Ed Hightower, Bill Kennedy, Ron Grissom. **Attendance:** 8,126.

**Game Notes:** Ninth- (USA Today/CNN) and 10th- ranked (AP) Oklahoma shot out to a 13-2 lead in game's first 2:52, and held 17-10 lead with 13:30 to play in opening half...No. 25 (USA Today/CNN) NU then went on a 17-2 run to take a 27-19 lead at the 9:28 mark on a Piatkowski conventional three-point play (basket and free throw)...Huskers held 11-point lead at 35-24 with 7:24 to play, but Oklahoma closed half with 24-8 spurt to take 48-43 lead at halftime...Nebraska closed to within two twice in final 20 minutes, but Sooners went from 53-51 lead at 15:47 to a 65-51 advantage with 11:24 to play and the Huskers never threatened after that...Strickland had then-season/career-high 19 points, including five-of-nine shooting from 3-point range...Sooners forced Huskers into season-high 28 turnovers, but NU's 11 made 3-point goals were also season best...Oklahoma's 20 steals were most-ever in game vs. NU...Evans' 29 points were most vs. Huskers on season, while Sallier's six steals were also an individual high vs. NU...Piatkowski slowed by the flu, played just 23 minutes...loss dropped Nebraska to 11-4 overall, 0-1 in Big Eight, while Oklahoma improved to 12-3 and 1-1.

**Game No. 16**

**OKLAHOMA STATE 78, NEBRASKA 73**

Jan. 16--at Stillwater, Okla.

Cornhuskers	min	fg-fga	ft-fta	rb	pf	a	tp
Bruce Chubick	24	5-7	0-0	7	4	1	10
Eric Piatkowski	26	5-12	2-3	1	3	0	14
Derrick Chandler	21	2-7	0-0	2	3	1	4
Jamar Johnson	29	3-9	1-1	1	4	2	8
Jaron Boone	16	3-7	0-0	2	0	2	8
Amos Gregory	17	1-5	0-0	0	2	1	2
Tom Best	17	4-4	0-0	4	2	1	9
Erick Strickland	23	4-13	3-4	4	3	5	12
Andre Woolridge	13	2-5	0-0	1	3	1	4
Terrance Badgett	12	1-1	0-0	1	5	2	2
Team				4			
<b>Totals</b>	<b>200</b>	<b>30-70</b>	<b>6-8</b>	<b>27</b>	<b>29</b>	<b>16</b>	<b>73</b>

Cowboys	min	fg-fga	ft-fta	rb	pf	a	tp
Fred Burley	20	4-5	2-2	4	3	2	10
Milton Brown	33	2-4	4-8	3	3	2	8
Bryant Reeves	38	4-7	14-18	15	3	1	22
Randy Rutherford	26	4-8	2-2	5	0	1	10
Brooks Thompson	35	5-13	7-9	4	2	8	18
Von Bennett	21	1-2	4-4	3	0	0	6
Scott Sutton	16	1-3	0-0	2	1	1	2
Terry Collins	7	0-0	0-0	2	0	0	0
Bryndon Manzer	4	1-1	0-0	0	1	0	2
Team				3			
<b>Totals</b>	<b>200</b>	<b>22-43</b>	<b>33-43</b>	<b>41</b>	<b>13</b>	<b>15</b>	<b>78</b>

Nebraska				36	37	--	73
Oklahoma State				34	44	--	78

**3-point goals:** Nebraska 7-19 (Piatkowski 2-3, Johnson 1-4, Boone 2-2, Gregory 0-1, Best 1-1, Strickland 1-7, Woolridge 0-1), Oklahoma State 1-10 (Rutherford 0-2, Thompson 1-6, Sutton 0-2). **FG%:** Nebraska 42.9, Oklahoma State 51.2. **FT%:** Nebraska 75.0, Oklahoma State 76.7. **Turnovers:** Nebraska 16, Oklahoma State 27. **Blocked shots:** Nebraska 2 (Johnson, Strickland), Oklahoma State 9 (Reeves 6). **Steals:** Nebraska 14 (Strickland 4), Oklahoma State 5 (Thompson 3). **Technical foul:** NU bench. **Officials:** Mike Tanco, Bill Westbrook, Ron Zetcher. **Attendance:** 6,381.

**Game Notes:** No. 25 Nebraska (CNN/USA Today) turned in one of its best road outings of the season, but came up short against the hometown Cowboys...Nebraska was in control for much of first half, built lead to as many as eight at 28-20 with 5:28 to play on Boone trey...Cowboys then outscored Cornhuskers 14-8 the rest of the half to pull within 36-34 at intermission...Cowboys then scored six-straight points to open final half and built lead to as many as six three times in half, but were unable to put visiting Cornhuskers away...Chubick's follow with 45 seconds to play cut lead to 71-69, but Cowboys hit seven-of-eight free throws to secure the win...Reeves' 14 made free throws, 18 attempts and six blocked shots were season-highs vs. NU, as were Cowboys' 33 free throws, 44 FT attempts and nine blocked shots...NU fell to 0-2 in Big Eight for first time since 1989-90 season, 11-5 overall, while OSU improved to 9-3 and 1-2 with its sixth-straight homecourt win over NU.

**Game No. 17**

**NEBRASKA 86, SACRAMENTO STATE 70**

Jan. 20--at Lincoln, Neb.

Hornets	min	fg-fga	ft-fta	rb	pf	a	tp
Robert Morris	31	3-7	3-4	10	2	1	9
Shamar Brown	19	1-5	0-0	1	1	1	2
Chuck Evans	17	2-7	0-2	2	4	0	4
Pat Wallace	22	2-3	0-0	2	3	4	4
Charlo Davis	30	7-19	1-2	4	4	3	17
Sean Colter	29	6-16	2-2	6	3	0	14
Vincent Stewart	10	1-2	0-0	0	3	0	2
Damond Edwards	14	1-4	2-3	3	3	2	4
Major Whitlock	15	1-3	4-4	3	1	4	6
Damone Williams	13	3-11	1-2	5	0	1	8
Team				4			
<b>Totals</b>	<b>200</b>	<b>27-77</b>	<b>13-19</b>	<b>40</b>	<b>24</b>	<b>16</b>	<b>70</b>

Cornhuskers	min	fg-fga	ft-fta	rb	pf	a	tp
Terrance Badgett	31	6-13	2-4	6	3	3	14
Bruce Chubick	21	6-10	3-4	7	2	0	15
Derrick Chandler	23	2-7	5-7	11	0	1	9
Jaron Boone	24	2-9	4-4	4	1	4	8
Jamar Johnson	17	1-2	1-2	4	4	3	3
Erick Strickland	23	5-10	2-2	7	1	4	13
Andre Woolridge	22	3-5	0-2	5	0	3	6
Amos Gregory	17	2-6	5-6	5	3	1	9

Tom Best	18	2-4	2-4	5	1	2	7
Chuck Robinson	1	0-0	0-0	0	0	0	0
Chris Newton	1	0-0	0-0	0	0	0	0
Chad Jaeger	1	0-0	0-0	0	0	0	0
Jeremy Glenn	1	1-1	0-0	1	0	0	2
Team				2			
<b>Totals</b>	<b>200</b>	<b>30-67</b>	<b>24-35</b>	<b>57</b>	<b>15</b>	<b>21</b>	<b>86</b>

Sacramento State				31	39	--	70
Nebraska				41	45	--	86

**3-point goals:** Sacramento State 3-17 (Brown 0-2, Davis 2-10, Whitlock 0-1, Williams 1-4), Nebraska 2-7 (Badgett 0-1, Boone 0-1, Johnson 0-1, Strickland 1-3, Best 1-1). **FG%:** Sacramento State 35.1, Nebraska 44.8. **FT%:** Sacramento State 68.4, Nebraska 68.6. **Turnovers:** Sacramento State 13, Nebraska 20. **Blocked shots:** Sacramento State 3 (Morris, Evans, Stewart), Nebraska 8 (Chandler 2, Boone 2). **Steals:** Sacramento State 9 (Wallace 3), Nebraska 7 (Chubick 2). **Technical fouls:** none. **Officials:** John Leimbach, Rich Stonum, Al Green. **Attendance:** 10,421.

**Game Notes:** Win was Nebraska's 200th all-time in 17 seasons of play in the Devaney Center (against 53 losses)...was also NU's 14th-straight at home overall, 29th-straight vs. non-league foe...Chubick tied his career scoring high of 15...Strickland was in double figures for third-straight game...Chandler posted sixth double-figure rebound game of the season...Piatkowski missed with the flu...after four-all tie, NU went on 15-2 run and the closest the Hornets came after that was four, at 30-26, with 4:15 to play in first half....NU ran its record to 12-5 overall, while Hornets fell to 1-17.

**Game No. 18**

**KANSAS STATE 66, NEBRASKA 64**

Jan. 23--at Lincoln, Neb.

Wildcats	min	fg-fga	ft-fta	rb	pf	a	tp
Vincent Jackson	33	7-13	2-2	5	4	1	17
Aaron Collier	29	3-8	0-0	8	1	0	6
Deryl Cunningham	37	2-4	6-8	7	2	2	10
Anthony Beane	40	4-9	6-9	6	3	5	16
Askia Jones	30	4-5	1-2	4	3	3	10
Ron Lucas	14	1-2	1-1	2	2	2	3
Brian Henson	16	2-6	0-0	2	3	1	4
Brian Gavin	1	0-0	0-0	0	0	0	0
Jerrell Roberson	1	0-0	0-0	0	0	0	0
Kenny McEntyre	1	0-0	0-0	0	0	0	0
Team	1			4			
<b>Totals</b>	<b>200</b>	<b>23-47</b>	<b>16-22</b>	<b>38</b>	<b>18</b>	<b>14</b>	<b>66</b>

Cornhuskers	min	fg-fga	ft-fta	rb	pf	a	tp
Terrance Badgett	14	1-2	2-4	4	5	2	4
Bruce Chubick	27	5-12	2-5	6	1	0	12
Derrick Chandler	22	3-10	0-2	8	1	0	6
Eric Piatkowski	35	6-12	1-1	3	1	2	16
Jamar Johnson	34	5-15	0-0	4	4	3	10
Erick Strickland	15	2-5	0-0	2	5	4	5
Amos Gregory	17	2-6	0-0	3	0	0	4
Tom Best	13	2-6	0-0	6	1	1	4
Jaron Boone	10	0-2	1-2	0	2	2	1
Andre Woolridge	13	0-1	2-5	4	1	2	2
Team				1			
<b>Totals</b>	<b>200</b>	<b>26-71</b>	<b>8-19</b>	<b>41</b>	<b>21</b>	<b>16</b>	<b>64</b>

Kansas State				34	32	--	66
Nebraska				27	37	--	64

**3-point goals:** Kansas State 4-10 (Jackson 1-2, Beane 2-3, Jones 1-1, Henson 0-4), Nebraska 4-18 (Chubick 0-2, Piatkowski 3-8, Johnson 0-7, Strickland 1-1). **FG%:** Kansas State 48.9, Nebraska 36.6. **FT%:** Kansas State 72.7, Nebraska 42.1. **Turnovers:** Kansas State 18, Nebraska 10. **Blocked shots:** Kansas State 1 (Cunningham), Nebraska 0. **Steals:** Kansas State 5 (Jackson 2, Beane 2), Nebraska 9 (Piatkowski 3). **Technical fouls:** none. **Officials:** Mike Tanco, Charles Greene, Mark McMullen. **Attendance:** 14,481.

**Game Notes:** NU led, 3-2, then Wildcats scored next five points and kept the hometown Cornhuskers at bay the rest of the night...Cats held 30-20 lead with 4:58 to play in first half, but Nebraska closed half with 7-4 run...Huskers hit 37.5 percent from the field in first half, 28.6 percent at the free-throw line...K-State led by as many as 14 in last half, before 21-8 NU rally pulled Huskers to within 61-60 with 1:20 to play...Piatkowski's follow with 51 seconds left made it 63-62, but KSU hit three-of-four free throws in final 40 seconds to seal the win...loss ended Nebraska's 14-game homecourt win streak, which ranked as second-longest in building's 17-year history...Huskers fell to 0-3 in Big Eight for first time in three seasons...NU shot just 36.3 percent from the field, its lowest mark at home since shooting 34.6 percent vs. Kansas State during the 1985-86 season...Huskers also shot season-low 42.1 percent from the line and had season-low 10 turnovers...win was K-State's first in Lincoln since the 1988-89 season...NU fell to 12-6 overall, 0-3 in Big Eight, while K-State jumped to 11-3 and 3-1 in the league.

**Game No. 19**

**NEBRASKA 82, COLORADO 67**

**Jan. 25--at Boulder, Colo.**

<u>Cornhuskers</u>	<u>min</u>	<u>fg-fga</u>	<u>ft-fta</u>	<u>rb</u>	<u>pf</u>	<u>a</u>	<u>tp</u>
Terrance Badgett	16	4-8	7-8	4	2	1	15
Bruce Chubick	30	2-4	4-4	7	4	0	8
Derrick Chandler	26	5-10	2-2	9	2	0	12
Jamar Johnson	30	3-5	1-2	3	0	2	7
Eric Piatkowski	29	5-12	5-6	7	4	5	15
Amos Gregory	23	3-10	2-4	4	3	1	8
Erick Strickland	17	1-7	0-0	3	4	3	3
Andre Woolridge	12	1-2	0-0	2	0	0	2
Jaron Boone	17	3-5	6-6	4	4	1	12
Team				1			
<b>Totals</b>	<b>200</b>	<b>27-63</b>	<b>27-32</b>	<b>44</b>	<b>23</b>	<b>13</b>	<b>82</b>

<u>Buffaloes</u>	<u>min</u>	<u>fg-fga</u>	<u>ft-fta</u>	<u>rb</u>	<u>pf</u>	<u>a</u>	<u>tp</u>
Randy Robinson	38	4-9	4-9	4	4	3	13
Ted Allen	25	3-6	0-0	2	4	0	6
Poncho Hodges	37	5-12	3-4	7	0	1	13
Pete Hefty	35	2-5	4-4	5	2	2	8
Donnie Boyce	38	9-17	5-8	8	3	3	25
Jon Schulte	16	1-3	0-0	0	4	1	2
Sande Goltart	6	0-1	0-1	1	1	0	0
Kirk Williams	3	0-0	0-0	0	1	1	0
Johnny Terrell	2	0-0	0-0	0	1	0	0
Team				1			
<b>Totals</b>	<b>200</b>	<b>24-53</b>	<b>16-26</b>	<b>28</b>	<b>20</b>	<b>11</b>	<b>67</b>

Nebraska				37	45	--	82
Colorado				29	38	--	67

**3-point goals:** Nebraska 1-7 (Piatkowski 0-2, Gregory 0-1, Strickland 1-3, Boone 0-1), Colorado 3-7 (Robinson 1-1, Hefty 0-2, Boyce 2-4). **FG%:** Nebraska 42.9, Colorado 45.3. **FT%:** Nebraska 84.4, Colorado 61.5. **Blocked shots:** Nebraska 4 (Chubick 2), Colorado 9 (Allen 5). **Steals:** Nebraska 5 (Badgett, Chubick, Johnson, Piatkowski, Strickland), Colorado 8 (Boyce 3). **Technical fouls:** none. **Officials:** Rick Wulkow, John Leimbach, Bill Kennedy. **Attendance:** 6,080.

**Game Notes:** Nebraska bolted to a 9-1 lead just four minutes into the game and went on to pick up first Big Eight Conference win of the season before a national television audience (ESPN)...Huskers were up by 14 late in first half at 35-21 on Johnson layin, and held eight-point advantage at intermission...Buffaloes, though, opened second half with 18-6 run to take 47-43 lead with 12:26 to play on a pair of Hefty free throws...Huskers trailed, 60-56, with 5:10 to play, but went on 17-2 spree to take 73-62 lead with 1:10 to play on Piatkowski follow...in game's final 5:10, Huskers outscored Buffs by 26-7...win ended Huskers' four-game league losing streak (dating to final league game of 1991-92 season), improved their record to 13-6 overall and 1-3 in Big Eight...CU fell to 8-8 and 0-4...Huskers outrebounded Buffs by 44-28 count, had 21 offensive rebounds.

**Game No. 20**

**NEBRASKA 88, MISSOURI 87 (OT)**

**Jan. 30--at Lincoln, Neb.**

<u>Tigers</u>	<u>min</u>	<u>fg-fga</u>	<u>ft-fta</u>	<u>rb</u>	<u>pf</u>	<u>a</u>	<u>tp</u>
Jevon Crudup	36	6-10	1-1	8	3	1	13
Jeff Warren	33	4-4	3-7	6	5	1	11
Chris Heller	29	1-5	3-10	9	4	2	5
Melvin Booker	45	10-15	6-9	3	4	5	27
Mark Atkins	40	5-20	4-5	9	4	2	17
Marlo Finner	16	3-4	1-4	7	3	0	8
Reggie Smith	9	0-2	1-2	1	3	1	1
Jed Frost	15	2-5	0-0	1	5	4	5
Steve Horton	1	0-1	0-0	0	0	0	0
Team				2			
<b>Totals</b>	<b>225</b>	<b>31-66</b>	<b>19-38</b>	<b>46</b>	<b>31</b>	<b>16</b>	<b>87</b>

<u>Cornhuskers</u>	<u>min</u>	<u>fg-fga</u>	<u>ft-fta</u>	<u>rb</u>	<u>pf</u>	<u>a</u>	<u>tp</u>
Terrance Badgett	13	2-5	0-0	3	5	1	4
Bruce Chubick	39	2-4	6-9	7	4	1	10
Derrick Chandler	30	7-14	2-6	12	4	0	16
Eric Piatkowski	37	6-16	5-8	11	2	1	18
Jamar Johnson	27	1-1	0-0	0	5	5	3
Amos Gregory	15	0-3	0-5	4	3	1	0
Erick Strickland	25	10-13	3-7	3	2	2	28
Jaron Boone	26	0-2	7-8	1	2	9	7
Andre Woolridge	13	1-2	0-0	1	1	1	2
Team				1			
<b>Totals</b>	<b>225</b>	<b>29-60</b>	<b>23-43</b>	<b>43</b>	<b>28</b>	<b>21</b>	<b>88</b>

Missouri	27	49	11	--	87
Nebraska	37	39	12	--	88

**3-point goals:** Missouri 6-21 (Booker 1-4, Atkins 3-12, Finner 1-1, Frost 1-4), Nebraska 7-16 (Badgett 0-1, Chubick 0-1, Piatkowski 1-7, Johnson 1-1, Strickland 5-6). **FG%:** Missouri 47.0, Nebraska 48.3. **FT%:** Missouri 50.0, Nebraska 53.5. **Turnovers:** Missouri 18, Nebraska 20. **Blocked shots:** Missouri 2 (Crudup, Finner), Nebraska 3 (Chubick, Chandler, Piatkowski). **Steals:** Missouri 4 (Warren, Booker Atkins, Frost), Nebraska 4 (Piatkowski 2). **Technical fouls:** Crudup, Chandler. **Officials:** Stanley Reynolds, Ron Grissom, Paul Janssen. **Attendance:** 14,404.

**Game Notes:** Nebraska held 10-point halftime advantage, were up by 18 with 15:46 to play (51-33) on Piatkowski jumper, then watched Tigers rally to force overtime...NU held 56-43 lead with 13:55 to go, but Tigers went on 19-2 run to take 62-58 lead with 8:25 to play...Tigers held 74-71 lead with 2:55 to play, but Strickland's trey tied the game at 74 with 1:39 to go...after Atkins missed a three for Tigers, Chandler's jumper with 1:01 to go gave NU 76-74 lead...Booker tied the game 11 seconds later on a short jumper and both Strickland (four seconds) and Atkins (one second) missed 3-point opportunities that would have won the game for their teams...in the extra session, NU scored the first five points and had an 85-78 lead with 1:02 to play on a Strickland free throw...Mizzou then went on a 7-1 run to pull within 86-85 with 28 seconds to play...Chandler then made one of two free throws with 24 seconds to go, Booker's off-balanced jumper tied the game with 13 seconds left...Strickland was fouled with 10 seconds to play, and stepped to the line and hit one of two free throws...Booker then missed a shot as time was running out that would have given Tigers win...Strickland finished with NU single-game freshman record 28 points, 18 of which came in the second half and overtime...Piatkowski had 18 points and 11 rebounds, while Chandler had 16 points and 12 rebounds...Boone dished out NU season-high and school freshman-record nine assists...Booker netted 27 for Mizzou while playing entire 45 minutes...Missouri hit just 19 of 38 free throws for the game, including five-of-15 in first half...NU went to 14-6 overall and 2-2 in the Big Eight, and ended MUs four-game series win string...the Tigers, who had won 10 of 11 vs. NU, fell to 13-5 and 3-1.

**Game No. 21**

**IOWA STATE 96, NEBRASKA 69**

**Feb. 3--at Ames, Iowa**

<u>Cornhuskers</u>	<u>min</u>	<u>fg-fga</u>	<u>ft-fta</u>	<u>rb</u>	<u>pf</u>	<u>a</u>	<u>tp</u>
Terrance Badgett	24	3-7	0-0	9	3	0	6
Bruce Chubick	30	2-6	3-4	3	3	2	8
Derrick Chandler	30	8-13	3-3	7	2	1	19
Jamar Johnson	19	2-2	0-0	1	0	2	4
Eric Piatkowski	26	3-8	2-2	1	1	2	9
Amos Gregory	10	1-2	0-0	1	2	0	2
Erick Strickland	17	0-5	2-3	0	3	2	2
Jaron Boone	23	5-11	2-2	5	1	3	14
Andre Woolridge	21	2-4	1-2	2	3	3	5
Team				3			
<b>Totals</b>	<b>200</b>	<b>26-58</b>	<b>13-16</b>	<b>32</b>	<b>18</b>	<b>15</b>	<b>69</b>

<u>Cyclones</u>	<u>min</u>	<u>fg-fga</u>	<u>ft-fta</u>	<u>rb</u>	<u>pf</u>	<u>a</u>	<u>tp</u>
Howard Eaton	32	4-11	1-2	5	1	1	9
Fred Hoiberg	39	4-7	0-0	7	2	6	9
Loren Meyer	20	3-7	6-6	4	3	1	12
Ron Bayless	36	5-8	3-4	3	1	14	15
Justus Thigpen	28	10-15	1-2	2	3	3	23
Morgan Wheat	16	1-4	5-6	5	1	0	8
Julius Michalik	28	7-11	1-1	6	1	5	17
Hurl Beechum	1	1-1	0-0	0	1	0	3
Team				2			
<b>Totals</b>	<b>200</b>	<b>35-64</b>	<b>17-21</b>	<b>34</b>	<b>13</b>	<b>30</b>	<b>96</b>

Nebraska				28	41	--	69
Iowa State				39	57	--	96

**3-point goals:** Nebraska 4-14 (Chubick 1-3, Piatkowski 1-3, Strickland 0-3, Boone 2-4, Woolridge 0-1), Iowa State 9-18 (Hoiberg 1-2, Bayless 2-4, Thigpen 2-4, Wheat 1-3, Michalik 2-4, Beechum 1-1). **FG%:** Nebraska 44.8, Iowa State 54.6%. **FT%:** Nebraska 81.3, Iowa State 80.9. **Turnovers:** Nebraska 15, Iowa State 7. **Blocked shots:** Nebraska 2 (Chandler 2), Iowa State 1 (Michalik). **Steals:** Nebraska 5 (Johnson 2), Iowa State 8 (Eaton 3). **Technical fouls:** none. **Officials:** David Hall, John Leimbach, Willie Sanchez. **Attendance:** 14,202.

**Game Notes:** Nebraska had 12-10 lead with 13:40 to play in first half on Chandler jumper in lane, but Iowa State went on 21-2 run to take a 31-14 lead with 6:58 to play in first half and dash Huskers' hopes of third-straight win at Hilton Coliseum...NU cut Cyclone lead to 11 at halftime, then shot 57.7 percent from the field in the final half, but couldn't get closer than nine in the final 20 minutes as the Cyclones hit 66.7 percent from the floor...NU had pulled to within 66-57 with 11:38 to go on a Piatkowski 3-pointer, but ISU delivered a knockout punch in the form of a 12-1 run and never looked back in handing Huskers' second-worst loss of season...Cyclones' 30 assists were most against NU on season...loss dropped NU to 14-7 overall and 2-4 in Big Eight, moved Cyclones mark to 13-6 overall and 3-3 in Big Eight...win was Cyclones' 12th straight and 27th in last 29 home games.



**Game No. 22**

**NEBRASKA 68, KANSAS 64**

Feb. 7--at Lincoln, Neb.

Jayhawks	min	fg-fga	ft-fta	rb	pf	a	tp
Steve Woodberry	30	6-12	4-4	8	2	3	17
Richard Scott	20	3-7	2-4	7	5	1	8
Eric Pauley	23	3-9	3-4	2	4	1	9
Rex Walters	29	2-9	2-2	4	2	4	7
Adonis Jordan	32	3-6	0-0	1	3	1	7
Calvin Rayford	8	0-1	0-1	1	0	2	0
Patrick Richey	20	2-4	2-2	5	1	1	7
Darrin Hancock	16	1-4	0-0	4	1	2	2
Greg Gurley	3	0-0	0-0	0	0	0	0
Greg Ostertag	12	3-5	1-4	4	3	0	7
Sean Pearson	5	0-0	0-0	0	0	0	0
Team				2			
<b>Totals</b>	<b>200</b>	<b>23-57</b>	<b>14-21</b>	<b>38</b>	<b>21</b>	<b>15</b>	<b>64</b>

Cornhuskers	min	fg-fga	ft-fta	rb	pf	a	tp
Terrance Badgett	15	5-6	1-3	4	2	0	11
Bruce Chubick	32	1-5	7-8	10	2	0	9
Derrick Chandler	31	6-14	7-10	14	3	0	19
Jamar Johnson	34	2-7	1-3	3	0	2	6
Eric Piatkowski	33	6-14	2-2	3	3	3	16
Amos Gregory	7	0-2	1-2	1	3	0	1
Erick Strickland	17	0-3	0-0	1	2	0	0
Jaron Boone	18	2-4	0-1	4	1	1	4
Tom Best	9	1-3	0-0	2	3	2	2
Andre Woolridge	4	0-1	0-0	1	0	0	0
Team							
<b>Totals</b>	<b>200</b>	<b>23-59</b>	<b>19-29</b>	<b>43</b>	<b>19</b>	<b>8</b>	<b>68</b>

<b>Kansas</b>				<b>40</b>	<b>24</b>	<b>--</b>	<b>64</b>
<b>Nebraska</b>				<b>31</b>	<b>37</b>	<b>--</b>	<b>68</b>

**3-point goals:** Kansas 4-12 (Woodberry 1-2, Walters 1-4, Jordan 1-4, Richey 1-2), Nebraska 3-12 (Johnson 1-3, Piatkowski 2-6, Strickland 0-1, Boone 0-2). **FG%:** Kansas 40.4, Nebraska 39.0. **FT%:** Kansas 66.7, Nebraska 65.5. **Turnovers:** Kansas 17, Nebraska 16. **Blocked shots:** Kansas 0, Nebraska 3 (Chubick, Chandler, Piatkowski). **Steals:** Kansas 10 (Woodberry 3), Nebraska 8 (Chandler 2, Johnson 2). **Technical fouls:** none. **Officials:** Ed Hightower, Ron Zetcher, Denny Freund. **Attendance:** 14,679.

**Game Notes:** Third-ranked Kansas (both polls) held a 40-31 halftime advantage over the Cornhuskers, but for the third-straight season and sixth time in last seven meetings, the Jayhawks left Lincoln with a loss...NU fell behind, 43-33, early in the second half, then went on a 11-0 run to take a 44-43 lead with 13:04 to play...Huskers held 54-49 lead with 7:33 to go on a pair of Chubick free throws, but Jayhawks rallied to take a 57-56 lead with 4:42 to play on a pair of Woodberry free throws...NU then scored five-straight points, capped by a Chandler hook shot at 3:42, to take a 61-57 lead, only to watch Kansas produce its own 5-0 run and take a 62-61 lead with 2:18 to play on a Hancock dunk...Johnson then stepped up and nailed a 27-foot 3-pointer from the right wing to give NU a 64-62 lead with 1:01 to play...Woodberry tied the game 17 seconds later on a jumper, then Chandler went to the line and made two free throws to give NU a 66-64 lead...Kansas' Walters then missed a jumper in the lane with 16 seconds to play, and NU's Badgett grabbed the rebound and was fouled...he missed both three throws to give Kansas hope...Chandler deflected a Walters' pass and Badgett picked up the loose ball and went coast-to-coast for the dunk at the buzzer...Chandler had sixth double-double of season...game was first in 16 tries when Jayhawks lost after leading at halftime...Chubick had fourth double-figure rebounding game of the season...crowd of 14,679 was largest of year...200th meeting between the Huskers and Jayhawks...Huskers had season-lows of eight assists and seven bench points...NU improved to 15-7, finished first run through Big Eight at 3-4, while Kansas dropped to 18-3 overall and 5-1.

**Game No. 23**

**NEBRASKA 80, KANSAS STATE 59**

Feb. 13--at Manhattan, Kan.

Cornhuskers	min	fg-fga	ft-fta	rb	pf	a	tp
Terrance Badgett	16	1-2	4-4	3	2	4	6
Bruce Chubick	29	3-4	4-4	5	2	1	10
Derrick Chandler	25	4-8	2-2	9	4	1	10
Jamar Johnson	29	4-11	0-0	4	1	4	8
Eric Piatkowski	25	5-8	6-7	4	1	1	16
Amos Gregory	15	1-1	2-2	2	1	0	4
Erick Strickland	12	0-1	5-6	2	2	1	5
Tom Best	11	1-2	0-0	5	5	1	2
Jaron Boone	22	6-11	1-2	5	1	2	14
Andre Woolridge	16	1-2	3-4	0	2	3	5
Team				2			
<b>Totals</b>	<b>200</b>	<b>26-50</b>	<b>27-31</b>	<b>41</b>	<b>21</b>	<b>18</b>	<b>80</b>

Wildcats	min	fg-fga	ft-fta	rb	pf	a	tp
Vincent Jackson	21	2-10	4-4	4	4	2	8
Aaron Collier	26	3-8	4-4	5	3	0	10
Deryl Cunningham	32	7-14	1-6	10	3	0	15
Anthony Beane	36	2-12	0-0	2	3	1	5
Askia Jones	29	3-13	2-2	7	3	3	9
Brian Henson	25	1-11	2-2	4	3	1	4
Ron Lucas	16	1-2	4-4	1	2	0	6
Kenny McEntyre	4	0-1	0-0	0	2	0	0
Brian Gavin	4	0-0	0-0	0	0	0	0
Jerrell Roberson	4	0-0	1-4	1	1	0	1
George Hill	3	0-0	1-2	2	0	0	1
Team				4			
<b>Totals</b>	<b>200</b>	<b>19-71</b>	<b>19-28</b>	<b>40</b>	<b>24</b>	<b>7</b>	<b>59</b>

<b>Nebraska</b>				<b>36</b>	<b>44</b>	<b>--</b>	<b>80</b>
<b>Kansas State</b>				<b>27</b>	<b>32</b>	<b>--</b>	<b>59</b>

**3-point goals:** Nebraska 1-6 (Johnson 0-2, Best 0-1, Boone 1-3), Kansas State 2-23 (Jackson 0-1, Beane 1-7, Jones 1-6, Henson 0-9). **FG%:** Nebraska 52.0, Kansas State 26.8. **FT%:** Nebraska 87.1, Kansas State 67.9. **Turnovers:** Nebraska 15, Kansas State 10. **Blocked shots:** Nebraska 0, Kansas State 1 (Lucas). **Steals:** Nebraska 7 (Boone 4), Kansas State 3 (Beane, Lucas, McEntyre). **Technical foul:** Strickland. **Officials:** Stanley Reynolds, Paul Sternberger, Charles Greene. **Attendance:** 13,389.

**Game Notes:** Wildcats had 21-20 lead with 7:16 to play in first half, but Cornhuskers went on 15-2 run to take 35-23 lead with 1:28 to play and held 36-27 halftime advantage...Huskers shot 53.8 percent from field in first half, watched Wildcats hit 29.4 percent in first half, 24.3 in final half...K-State pulled to within seven at 42-35 with 15:18 to play, but NU scored six-straight points and the Wildcats never got closer than 10 after that...NU win was biggest on the road in conference play since a 27-point win at Iowa State during the 1932-33 campaign and the biggest in Manhattan since a 50-14 victory in the schools first meeting during the 1905-06 season...win was Huskers' second in Bramlage Coliseum, first since 1990-91 season...Boone had 14 points, one off his career high...Huskers hit 90.9 percent at the free-throw line in final half...Kansas State's 26.8 field-goal shooting, 0.87 percent 3-point mark, seven assists and three steals were season lows against NU...Huskers moved to 16-7 overall and 4-4 in Big Eight, while K-State dropped to 15-5 and 5-3.

**Game No. 24**

**OKLAHOMA STATE 73, NEBRASKA 63**

Feb. 15--at Lincoln, Neb.

Cowboys	min	fg-fga	ft-fta	rb	pf	a	tp
Fred Burley	20	3-10	7-8	5	1	1	13
Milton Brown	21	2-4	3-4	3	0	1	7
Bryant Reeves	31	7-10	2-3	4	5	0	16
Randy Rutherford	37	3-9	4-8	7	0	3	12
Brooks Thompson	36	3-11	2-2	2	1	6	10
Von Bennett	25	5-7	1-3	8	3	1	11
Terry Collins	14	2-2	0-0	1	0	0	4
Scott Sutton	16	0-0	0-0	1	0	3	0
Team				2			
<b>Totals</b>	<b>200</b>	<b>25-53</b>	<b>19-28</b>	<b>33</b>	<b>10</b>	<b>15</b>	<b>73</b>

Cornhuskers	min	fg-fga	ft-fta	rb	pf	a	tp
Terrance Badgett	13	1-3	0-0	2	3	0	3
Bruce Chubick	28	0-3	0-0	4	5	1	0
Derrick Chandler	29	7-15	3-4	6	1	2	17
Jamar Johnson	31	5-9	1-1	3	1	3	11
Eric Piatkowski	30	8-13	0-0	8	2	3	18
Jaron Boone	22	3-6	0-0	5	3	2	7
Tom Best	10	0-4	0-0	3	3	2	0
Amos Gregory	9	1-3	0-0	1	1	2	2
Erick Strickland	17	1-7	0-0	2	2	1	3
Andre Woolridge	10	1-3	0-0	0	0	1	2
Team				3			
<b>Totals</b>	<b>200</b>	<b>27-66</b>	<b>4-5</b>	<b>37</b>	<b>21</b>	<b>17</b>	<b>63</b>

<b>Oklahoma State</b>				<b>27</b>	<b>46</b>	<b>--</b>	<b>73</b>
<b>Nebraska</b>				<b>34</b>	<b>29</b>	<b>--</b>	<b>63</b>

**3-point goals:** Oklahoma State 4-12 (Rutherford 2-5, Thompson 2-7), Nebraska 5-16 (Badgett 1-2, Johnson 0-3, Piatkowski 2-5, Boone 1-2, Best 0-1, Strickland 1-3). **FG%:** Oklahoma State 47.2, Nebraska 40.9. **FT%:** Oklahoma State 67.9, Nebraska 80.0. **Turnovers:** Oklahoma State 11, Nebraska 14. **Blocked shots:** Oklahoma State 3 (Bennett 2), Nebraska 2 (Chandler, Johnson). **Steals:** Oklahoma State 8 (Thompson 4), Nebraska 5 (Gregory 2). **Technical fouls:** none. **Officials:** Ron Zetcher, Ron Spitler, Ron Grissom. **Attendance:** 14,352.

**Game Notes:** Nebraska hit just 38.5 percent from the floor in the first half and still held a 34-27 halftime lead, but Oklahoma State shot 58.8 percent from the field in the last half to rally for the win before a capacity Devaney Center crowd and national television (ESPN) audience...NU had 24-22 lead with 5:11 to play, then outscored

Cowboys 10-3 over the next four minutes to take a 34-25 lead with 1:09 left...Cowboys opened second half with 9-1 run to tie game at 36-all and lead went back-and-forth until game's final five minutes...OSU used 9-4 spurt to take 63-57 lead with 2:13 to play, but Piatkowski's trey cut lead to 63-60 with 1:41 to go...Cowboys connected on eight-of-10 free throws to put game away...Huskers were held to then-season-low 63 points...Johnson was in double figures for first time seven games...win was OSU's 10th in the last 12 meetings between the teams...fifth time in six games that a Sutton-coached OSU team has held NU below 80 points...loss dropped NU to 16-8 and 4-5, moved Cowboy record to 15-5 and 6-4.

**Game No. 25**

**NEBRASKA 76, MISSOURI 75**

Feb. 21--at Columbia, Mo.

Cornhuskers	min	fg-fga	ft-fta	rb	pf	a	tp
Terrance Badgett	19	3-6	0-0	1	5	1	7
Bruce Chubick	27	3-6	1-3	7	2	1	8
Derrick Chandler	29	6-10	2-2	5	3	0	14
Jamar Johnson	28	1-2	3-4	3	4	5	6
Eric Piatkowski	33	7-11	4-4	8	3	1	20
Tom Best	14	1-5	0-0	4	3	1	2
Jaron Boone	21	2-4	0-0	2	0	4	4
Amos Gregory	10	3-5	0-0	0	3	0	6
Andre Woolridge	12	1-3	0-0	1	1	2	2
Erick Strickland	7	2-3	2-2	1	0	1	7
Team				4			
<b>Totals</b>	<b>200</b>	<b>29-55</b>	<b>12-15</b>	<b>36</b>	<b>24</b>	<b>16</b>	<b>76</b>

Tigers	min	fg-fga	ft-fta	rb	pf	a	tp
Jevon Crudup	33	6-11	3-7	5	4	1	15
Jeff Warren	34	5-8	2-5	4	2	1	12
Melvin Booker	36	2-10	6-6	2	4	4	11
Lamont Frazier	34	5-12	1-2	4	2	5	11
Jed Frost	24	2-4	1-1	1	1	4	6
Chris Heller	22	4-7	3-6	10	1	2	11
Mark Atkins	8	2-5	1-2	0	0	0	6
Reggie Smith	9	1-3	1-2	0	2	0	3
Team				6			
<b>Totals</b>	<b>200</b>	<b>27-60</b>	<b>18-31</b>	<b>32</b>	<b>16</b>	<b>17</b>	<b>75</b>

Nebraska				37	39	--	76
Missouri				40	35	--	75

**3-point goals:** Nebraska 6-12 (Badgett 1-1, Chubick 1-1, Johnson 1-1, Piatkowski 2-4, Best 0-2, Boone 0-1, Woolridge 0-1, Strickland 1-1), Missouri 3-12 (Booker 1-4, Frazier 0-1, Frost 1-2, Atkins 1-4, Smith 0-1). **FG%:** Nebraska 52.7, Missouri 45.0. **FT%:** Nebraska 80.0, Missouri 58.1. **Turnovers:** Nebraska 20, Missouri 9. **Blocked shots:** Nebraska 3 (Badgett, Chandler, Boone), Missouri 2 (Crudup, Heller). **Steals:** Nebraska 7 (Chandler 2, Johnson 2, Piatkowski 2), Missouri 5 (Booker 2). **Technical fouls:** none. **Officials:** Ed Hightower, Scott Thornley, Ron Grissom. **Attendance:** 13,349.

**Game Notes:** Missouri had 17-6 lead in game's first 7:05, but Cornhuskers closed margin to 40-37 at intermission...Huskers trailed at halftime, despite hitting 57.1 percent from the field...NU opened second half with 14-4 run to take 51-44 lead on driving goal by Piatkowski...Huskers had 66-59 lead with 6:57 to play, but Mizzou scored seven-straight to force 66-all deadlock at 5:02 mark and went ahead on Booker free throws with 4:05 left and a Booker layin at the 3:43 mark gave the home team a 70-66 lead...Piatkowski's 3-pointer with 3:00 to play brought NU to within 70-69, and Chandler's short jumper seconds later gave NU the lead at 71-70...Piatkowski's free throws with 50 seconds to play gave Huskers 75-71 lead, but Atkins' right wing trey brought Tigers back to within one, 75-74...Chubick missed the front end of a one-and-one with 36 seconds remaining and Missouri had a chance...Atkins' free throw with eight seconds left tied the game...after a Nebraska turnover, Missouri had the last possession, but Johnson stole Frazier inbound pass and was fouled with one second left...he stepped to the line and made one of two free throws to give Nebraska its first win at the Hearnes Center in seven tries under Coach Danny Nee and its first in Columbia since 1985-86 season...win also marked first time Cornhuskers had swept Missouri since the 1973-74 season...Nebraska ran record to 17-8 and 5-5, while Mizzou fell to 15-10 and 4-6.

**Game No. 26**

**NEBRASKA 76, COLORADO 67**

Feb. 24--at Lincoln, Neb.

Buffaloes	min	fg-fga	ft-fta	rb	pf	a	tp
Ted Allen	25	2-7	0-0	6	3	1	4
Randy Robinson	27	6-13	7-10	6	5	1	20
Poncho Hodges	34	4-7	4-6	3	5	0	12
Johnny Terrell	34	2-12	3-4	4	2	2	9
Donnie Boyce	30	3-14	12-14	8	4	2	18
Kirk Williams	8	0-1	3-3	2	0	0	3
Sande Goltart	26	0-2	1-2	3	4	2	1

Pete Hefty	11	0-0	0-0	0	3	0	0
Anthony Pullman	5	0-0	0-0	2	1	0	0
Jon Schulte	1	0-0	0-0	0	0	0	0
Joe Stephens	1	0-0	0-0	0	0	0	0
Team				1			
<b>Totals</b>	<b>200</b>	<b>17-56</b>	<b>30-39</b>	<b>35</b>	<b>27</b>	<b>8</b>	<b>67</b>

Cornhuskers	min	fg-fga	ft-fta	rb	pf	a	tp
Terrance Badgett	17	2-4	2-2	3	2	0	6
Bruce Chubick	33	4-6	6-10	5	4	0	14
Derrick Chandler	27	2-6	8-12	14	1	1	12
Jamar Johnson	22	2-3	2-2	2	5	2	6
Eric Piatkowski	36	6-13	1-1	4	3	5	16
Erick Strickland	11	3-4	0-0	1	4	2	7
Amos Gregory	13	0-1	1-2	5	1	0	1
Tom Best	7	2-3	0-0	4	2	0	4
Jaron Boone	19	2-5	2-4	1	5	1	6
Andre Woolridge	15	0-4	4-6	2	2	1	4
Team				1			
<b>Totals</b>	<b>200</b>	<b>23-49</b>	<b>26-39</b>	<b>42</b>	<b>29</b>	<b>12</b>	<b>76</b>

Colorado				30	37	--	67
Nebraska				36	40	--	76

**3-point goals:** Colorado 3-18 (Robinson 1-2, Terrell 2-10, Boyce 0-4, Williams 0-1, Goltart 0-1), Nebraska 4-14 (Piatkowski 3-7, Strickland 1-2, Best 0-1, Boone 0-1, Woolridge 0-3). **FG%:** Colorado 30.4, Nebraska 46.9. **FT%:** Colorado 76.9, Nebraska 66.7. **Turnovers:** Colorado 20, Nebraska 21. **Blocked shots:** Colorado 4 (Allen 2), Nebraska 7 (Chandler 4). **Steals:** Colorado 10 (Allen 3), Nebraska 11 (Badgett 3). **Technical fouls:** none. **Officials:** Mike Tanco, Bill Westbrooks, Duane Smith. **Attendance:** 13,626.

**Game Notes:** Cornhuskers had 7-6 lead at 16:14 mark, then went on 20-7 run to take a 27-13 lead with 10:05 to play...Buffs answered with 14-1 spurt to pull within 28-27 with 4:48 to play, but Cornhuskers scored eight points and held 36-30 halftime lead...Buffs forced 44-all tie at 11:14, but Piatkowski's 3-pointer with 11:07 to go gave NU lead for good and the closest CU came after that was one, at 47-46...Buffs were within three, 57-54, with 5:48 to play, but Chubick scored four-straight points to move cushion back to seven...Chandler had seventh double-double of season...win was 18th of season for NU, marking 13th time in 97 seasons it had reached that plateau...win was also Huskers' 12th in last 14 meetings between teams, and 12th straight in Lincoln...NU moved to 18-8 and 6-5, Colorado dropped to 10-13, 2-9.

**Game No. 27**

**NEBRASKA 91, IOWA STATE 87**

Feb. 27--at Lincoln, Neb.

Cyclones	min	fg-fga	ft-fta	rb	pf	a	tp
Fred Hoiberg	34	5-9	3-3	6	2	0	14
Julius Michalik	31	2-9	0-0	2	2	6	4
Loren Meyer	20	2-4	3-4	6	4	0	7
Ron Bayless	38	8-12	3-3	4	1	3	22
Justus Thigpen	34	8-19	0-3	3	4	2	19
Morgan Wheat	22	3-5	5-6	2	4	1	12
Howard Eaton	16	0-3	3-4	2	1	0	3
Hurl Beechum	6	2-3	2-2	2	3	0	6
Team				7			
<b>Totals</b>	<b>200</b>	<b>30-64</b>	<b>19-25</b>	<b>34</b>	<b>21</b>	<b>12</b>	<b>87</b>

Cornhuskers	min	fg-fga	ft-fta	rb	pf	a	tp
Terrance Badgett	20	2-5	2-2	1	3	2	6
Bruce Chubick	23	3-6	2-3	2	1	1	8
Derrick Chandler	26	7-12	0-0	13	3	1	14
Eric Piatkowski	34	7-12	7-7	7	3	4	24
Jamar Johnson	23	2-6	6-6	1	3	1	12
Amos Gregory	13	1-2	4-6	4	2	1	6
Tom Best	13	1-3	0-2	6	3	2	2
Erick Strickland	21	3-6	5-7	4	0	4	11
Jaron Boone	13	1-6	0-0	2	1	2	3
Andre Woolridge	14	2-4	0-0	2	1	2	5
Team				0			
<b>Totals</b>	<b>200</b>	<b>29-62</b>	<b>26-33</b>	<b>42</b>	<b>20</b>	<b>20</b>	<b>91</b>

Iowa State				37	50	--	87
Nebraska				39	52	--	91

**3-point goals:** Iowa State 8-17 (Hoiberg 1-3, Michalik 0-2, Bayless 3-5, Thigpen 3-6, Wheat 1-1), Nebraska 7-17 (Badgett 0-1, Piatkowski 3-5, Johnson 2-5, Strickland 0-2, Boone 1-2, Woolridge 1-2). **FG%:** Iowa State 46.9%, Nebraska 46.8%. **FT%:** Iowa State 76.0%, Nebraska 78.8%. **Turnovers:** Iowa State 13, Nebraska 13. **Blocked shots:** Iowa State 1 (Meyer), Nebraska 7 (Chandler 3). **Steals:** Iowa State 7 (Thigpen 4), Nebraska 9 (Strickland 4). **Technical fouls:** none. **Officials:** Stanley Reynolds, Scott Thornley, Charles Greene. **Attendance:** 14,520.

**Game Notes:** Game was tied at 12-all, then Iowa State went on 9-2 run to take 21-14 lead with 12:05 to play in the opening half...NU pulled to within 30-28 with 5:34 to go, then scored 11 of the last 18 points in the half to take a 39-37 halftime lead on a Boone 3-pointer at the buzzer...game was tied at 49-all with 15:15 to play in game, but Cyclones scored next nine points for 58-49 lead with 12:42 to go...NU battled to within one, at 69-68, with 7:09 to play, but Iowa State's 7-2 run left the home team down by seven with 5:55 to play...with Cyclones ahead, 80-73, Nebraska scored six-straight points to pull within one at 80-79 at the 3:38 mark...Johnson's 3-pointer with 2:20 to play gave Nebraska an 84-83 lead, but Cyclones' Wheat had conventional three-point play to give visitors an 86-84 lead with 1:31 to play...Piatkowski was fouled on a 3-point attempt with 59 seconds left and made all three free throws to give NU an 87-86 lead...Meyer hit one of two free throws for the Cyclones to tie the game with 51 seconds to go, then Piatkowski came up with game-winning jumper with 11 seconds to play...Iowa State still had one last shot, but Thigpen's pass was stolen by Strickland and he drove the length of the floor and sealed the game with a jumper at the horn...win was NU's 19th of the season, marked just 10th time ever Huskers had reached the 19-win mark...Boone's two assists gave him 80 on the year, most ever for an NU frosh...Chandler recorded eighth double-double of season, and double-figure rebound total for 10th time on season...Huskers moved to 19-8 and 7-5, Cyclones fell to 17-9 and 6-6.

### Game No. 28

## KANSAS 94, NEBRASKA 83

March 3--at Lawrence, Kan.

Cornhuskers	min	fg-fga	ft-fta	rb	pf	a	tp
Terrance Badgett	19	4-9	1-3	0	4	3	10
Bruce Chubick	21	2-6	0-0	6	3	1	4
Derrick Chandler	22	3-12	0-0	9	2	1	6
Jamar Johnson	32	8-10	0-0	1	4	3	18
Eric Piatkowski	34	9-18	2-2	6	2	5	23
Tom Best	21	2-3	0-0	9	2	1	5
Eric Strickland	16	4-9	0-0	0	2	1	9
Amos Gregory	14	2-3	2-4	3	2	1	6
Jaron Boone	14	0-0	0-0	0	3	0	0
Andre Woolridge	8	1-2	0-0	1	1	2	2
Team				3			
<b>Totals</b>	<b>200</b>	<b>35-72</b>	<b>5-9</b>	<b>38</b>	<b>25</b>	<b>18</b>	<b>83</b>

Jayhawks	min	fg-fga	ft-fta	rb	pf	a	tp
Darrin Hancock	22	2-3	2-2	4	1	1	6
Richard Scott	23	3-8	1-2	6	4	1	7
Eric Pauley	29	8-11	2-3	9	1	2	18
Rex Walters	28	6-15	6-9	4	2	5	19
Adonis Jordan	33	4-9	0-0	1	0	6	10
Steve Woodberry	30	7-14	11-12	7	2	1	26
Calvin Rayford	7	0-0	0-0	0	1	0	0
Patrick Richey	17	1-2	4-4	2	2	1	6
Greg Ostertag	11	1-3	0-0	4	0	0	2
Team				2			
<b>Totals</b>	<b>200</b>	<b>32-65</b>	<b>26-32</b>	<b>39</b>	<b>13</b>	<b>17</b>	<b>94</b>

Nebraska				38	45	--	83
Kansas				48	46	--	94

**3-point goals:** Nebraska 8-16 (Badgett 1-1, Johnson 2-3, Piatkowski 3-6, Best 1-1, Strickland 1-5), Kansas 4-15 (Walters 1-8, Jordan 2-4, Woodberry 1-3). **FG%:** Nebraska 48.6, Kansas 49.2. **FT%:** Nebraska 55.6, Kansas 81.3. **Turnovers:** Nebraska 19, Kansas 14. **Blocked shots:** Nebraska 5 (Chubick 2, Chandler 2), Kansas 5 (Walters 2). **Steals:** Nebraska 8 (Strickland 3), Kansas 9 (Jordan 3). **Technical fouls:** none. **Officials:** Ed Schumer, Ed Hightower, David Hall. **Attendance:** 15,800.

**Game Notes:** After an 0-3 league start, Cornhuskers went into last week of conference play with an outside shot at the Big Eight title, but seventh- (USA Today/CNN) and eighth-ranked (AP) Jayhawks handed Cornhuskers an 11-point setback and again claimed league crown...game was tied at 24 with 9:30 to play in first half, but 17-3 run gave Jayhawks a 41-27 lead with 3:43 to play and went on to lead by 10 at intermission...NU closed to within five, 54-49, with 15:53 to play on a Piatkowski jumper, but three quick KU points moved lead back to eight and NU got no closer than six after that...Woodberry had 26 points off the bench for KU, hit 11-of-12 free throws...Johnson had best offensive game in over two months...loss snapped Huskers' three-game win streak, dropped record to 19-9 and 7-6, while Kansas improved to 23-5 and 10-3...loss was Huskers' 10th straight at Allen Fieldhouse.

### Game No. 29

## NEBRASKA 94, OKLAHOMA 83

March 7--at Lincoln, Neb.

Sooners	min	fg-fga	ft-fta	rb	pf	a	tp
Jeff Webster	27	5-14	2-3	4	4	0	12
Bryatt Vann	35	5-13	8-11	7	5	0	19
Ryan Minor	22	0-2	0-0	2	3	0	0

Angelo Hamilton	27	3-4	2-3	3	4	2	9
Terry Evans	38	8-21	3-3	1	4	6	23
Pete Lewis	16	2-2	3-4	1	2	1	8
Ken Conley	18	2-4	0-2	4	5	3	4
Bryan Sallier	16	3-3	2-4	3	4	1	8
Chris Black	1	0-0	0-0	1	1	0	0
Team				6	1		
<b>Totals</b>	<b>200</b>	<b>28-63</b>	<b>20-30</b>	<b>32</b>	<b>33</b>	<b>13</b>	<b>83</b>

Cornhuskers	min	fg-fga	ft-fta	rb	pf	a	tp
Terrance Badgett	12	1-1	2-2	2	1	2	4
Bruce Chubick	19	5-5	5-7	8	3	0	15
Derrick Chandler	25	4-8	7-9	11	5	1	15
Jamar Johnson	34	5-11	8-10	4	2	4	19
Eric Piatkowski	35	6-13	5-8	4	2	4	19
Erick Strickland	15	2-4	3-4	1	3	2	8
Tom Best	25	3-6	0-0	10	2	2	6
Amos Gregory	11	0-4	2-5	3	4	0	2
Jaron Boone	17	3-6	0-0	2	2	2	6
Andre Woolridge	6	0-2	0-0	0	2	0	0
Team				3			
<b>Totals</b>	<b>200</b>	<b>29-60</b>	<b>32-45</b>	<b>48</b>	<b>26</b>	<b>17</b>	<b>94</b>

Oklahoma				40	43	--	83
Nebraska				46	48	--	94

**3-point goals:** Oklahoma 7-19 (Vann 1-4, Hamilton 1-1, Evans 4-13, Lewis 1-1), Nebraska 4-11 (Johnson 1-2, Piatkowski 2-5, Strickland 1-3, Boone 0-1). **FG%:** Oklahoma 44.4, Nebraska 48.3. **FT%:** Oklahoma 66.7, Nebraska 71.1. **Turnovers:** Oklahoma 20, Nebraska 24. **Blocked shots:** Oklahoma 4 (Vann, Hamilton, Conley, Sallier), Nebraska 7 (Chandler 3). **Steals:** Oklahoma 14 (Vann 4), Nebraska 10 (Strickland 4). **Technical foul:** Oklahoma bench. **Officials:** Stanley Reynolds, Willie Sanchez, Ron Grissom. **Attendance:** 14,558.

**Game Notes:** Huskers never trailed in first half and went on to reach 20-win mark for second time in last three seasons, third time in seven seasons under Coach Danny Nee and seventh time ever in program's 97-year history...playing before an ABC regional television audience, Nebraska held 46-40 halftime lead, Sooners closed to within 46-42, but NU went on 8-0 run to take 54-42 lead with 18:11 to play...Oklahoma rallied to take 64-63 lead with 11:29 to play on Evans' 3-pointer, had four-point lead with 7:05 to go at 76-72...NU then scored seven-straight points to take 79-75 lead with 5:35 to play and Sooners never got closer than three after that...Chandler, in final home appearance, had 11th double-figure rebounding game of the season and Huskers were 11-0 in those games...crowd of 14,558 moved season total to a record 213,715...it marked third-straight year NU had broken the Devaney Center attendance mark...Chubick had career-high-tying 15 points...win ended NU's four-game series win streak...NU was 20-9 overall and finished 8-6 in Big Eight, while Sooners fell to 19-10 and 7-7...Huskers tied Iowa State and Oklahoma State for second-place in league standings, best finish since 1980-81 and second-highest conference win total in the Nee era.

### Game No. 30

## KANSAS STATE 47, NEBRASKA 45

March 12--at Kansas City, Mo.

First Round, Phillips 66 Big Eight Tournament

Cornhuskers	min	fg-fga	ft-fta	rb	pf	a	tp
Terrance Badgett	9	0-0	0-0	0	1	1	0
Bruce Chubick	24	3-4	0-0	2	3	1	6
Derrick Chandler	26	6-14	0-0	6	2	1	12
Jamar Johnson	31	2-6	0-0	2	1	2	6
Eric Piatkowski	36	3-8	1-1	4	1	1	7
Amos Gregory	14	1-3	0-1	1	0	1	2
Erick Strickland	19	2-5	0-0	0	1	3	6
Tom Best	16	1-2	0-0	4	2	0	2
Jaron Boone	16	0-1	0-0	0	0	2	0
Andre Woolridge	9	2-3	0-0	6	0	0	4
Team				1			
<b>Totals</b>	<b>200</b>	<b>20-46</b>	<b>1-2</b>	<b>26</b>	<b>11</b>	<b>12</b>	<b>45</b>

Wildcats	min	fg-fga	ft-fta	rb	pf	a	tp
Vince Jackson	33	2-7	1-2	3	2	5	6
Aaron Collier	28	1-8	2-2	10	1	1	4
Deryl Cunningham	37	4-9	1-2	9	1	0	9
Anthony Beane	40	2-12	0-0	2	0	4	5
Askia Jones	34	8-12	0-0	6	2	0	19
Ron Lucas	14	1-11	2-2	7	2	0	4
Brian Henson	14	0-6	0-0	1	1	0	0
Team							
<b>Totals</b>	<b>200</b>	<b>18-55</b>	<b>6-8</b>	<b>38</b>	<b>9</b>	<b>10</b>	<b>47</b>

Nebraska				20	25	--	45
Kansas State				23	34	--	47



**3-point goals:** Nebraska 4-12 (Johnson 2-2, Piatkowski 0-4, Strickland 2-5, Boone 0-1), Kansas State 5-16 (Jackson 1-2, Beane 1-4, Jones 3-4, Henson 0-6). **FG%:** Nebraska 43.5, Kansas State 32.7. **FT%:** Nebraska 50.0, Kansas State 75.0. **Turnovers:** Nebraska 12, Kansas State 11. **Blocked shots:** Nebraska 7 (Chandler 5), Kansas State 1 (Lucas). **Steals:** Nebraska 1 (Boone), Kansas State 5 (Beane 2). **Technical fouls:** none. **Officials:** Mike Tanco, John Leimbach, Charles Greene. **Attendance:** 16,936.

**Game Notes:** For sixth time in 17-year Phillips 66 Big Eight Tournament history, Kansas State beat the Cornhuskers...Kansas State held 23-20 halftime lead, despite shooting just 27.6 percent from the field...Huskers fell behind 9-2 in early going, didn't get closer than three in the first half...K-State held 30-24 lead with 15:53 to play, but 9-2 Cornhusker run gave NU 33-32 lead with 12:11 to play...Piatkowski and Woolridge hit back-to-back jumpers to give Huskers 37-32 lead at 9:19 mark...Wildcats rallied for 40-39 lead with 6:37 to play, but Chandler hoop gave NU 41-40 lead with 5:54 to go...Gregory's basket at 4:30 gave Huskers' 43-40 lead, but Beane nailed a trey seconds later to tie the game and Wildcats' Lucas hit a jumper at the 3:12 mark to give KSU a 45-43 lead...Chubick tied the game at the 1:19 mark, then Jones hit the game-winner for K-State at the buzzer...Wildcats went on to lose in championship game to Missouri...Huskers had season-lows for points in a game (45), half (20), field goals (20), field-goal attempts (46), free throws made (one) and attempted (two), personal fouls (11) and steals (one)...K-State's eight free throw attempts were fewest vs. NU on season, as were the Wildcats' nine personal fouls...loss dropped Huskers to 20-10, Wildcats improved to 18-9.

**Game No. 31**

**NEW MEXICO STATE 93, NEBRASKA 79**

March 19--at Syracuse, N.Y.  
First Round, NCAA Tournament

Cornhuskers	min	fg-fga	ft-fta	rb	pf	a	tp
Terrance Badgett	10	2-4	0-0	2	1	0	4
Bruce Chubick	24	3-7	0-0	6	3	0	6
Derrick Chandler	35	7-9	1-1	10	3	0	15
Jamar Johnson	28	3-8	2-4	0	2	2	10
Eric Piatkowski	32	10-14	6-8	4	3	2	29
Amos Gregory	18	1-1	0-0	0	3	1	2
Erick Strickland	15	2-6	0-0	0	1	3	6
Tom Best	3	0-0	0-0	0	0	1	0
Jaron Boone	17	1-4	0-0	0	1	3	3
Andre Woolridge	18	2-8	0-0	6	2	3	4
Team				3			
<b>Totals</b>	<b>200</b>	<b>31-61</b>	<b>9-13</b>	<b>25</b>	<b>19</b>	<b>15</b>	<b>79</b>

Aggies	min	fg-fga	ft-fta	rb	pf	a	tp
Cliff Reed	37	11-13	2-3	6	3	0	24
James Dockery	20	2-4	0-0	1	2	0	4
Tracey Ware	29	8-12	2-3	5	1	1	18
Marc Thompson	24	2-6	1-2	1	2	3	5
Sam Crawford	39	5-10	7-8	6	0	16	20
Darrin Jackson	26	4-9	1-2	3	1	4	11
Corey Rogers	17	3-6	0-0	0	4	1	9
David Lofton	8	0-0	0-0	3	0	0	0
Chris Lopez	1	0-0	0-0	0	0	0	0
Mike Schultz	1	1-1	0-0	0	0	0	2
Juriad Hughes	1	0-0	0-0	0	0	0	0
Team				9			
<b>Totals</b>	<b>200</b>	<b>36-61</b>	<b>13-18</b>	<b>34</b>	<b>13</b>	<b>25</b>	<b>93</b>

Nebraska				39	40	--	79
Kansas State				42	51	--	93

**3-point goals:** Nebraska 8-24 (Badgett, 0-1, Piatkowski 3-5, Johnson 2-6, Strickland, 2-6, Boone 1-3, Woolridge 0-3); New Mexico State 8-15 (Crawford 3-6, Jackson 2-3, Rogers 3-6). **FG%:** Nebraska 50.8, New Mexico State 59.0. **FT%:** Nebraska 69.2, New Mexico State 72.2. **Turnovers:** Nebraska 14, New Mexico State 14. **Blocked shots:** Nebraska 1 (Gregory), New Mexico State 2 (Ware, Thompson). **Steals:** Nebraska 11 (Piatkowski 3, Johnson 2, Strickland 2), New Mexico State 10 (Crawford 3, Reed 2, Dockery 2, Jackson 2). **Technical fouls:** Reed. **Officials:** Tom Harrington, George Watts, John Cahall. **Attendance:** 14,287.

**Game Notes:** Nebraska earned third-straight NCAA Tournament bid...after 2-2 tie, New Mexico State went on 19-9 run to take 21-11 lead...Aggies built lead to as many as 12 in first half, were up 40-29 with 4:17 to play, but Cornhuskers closed 10-2 run to close gap to 42-39 at halftime...Nebraska tied the game three times in final half, but after 52-all tie, Aggies scored seven-straight points and Nebraska never got closer than five after that...Piatkowski had career-high 29 points, 17 of which came in the first half...Crawford's 16 assists were most ever in NCAA first or second round tournament game...loss ended NU's season at 20-11, New Mexico State, which lost in second round to Cincinnati, improved to 26-7.

**PIATKOWSKI WINS JACK MOORE AWARD**

Eric Piatkowski, who became the first Nebraska player to earn first-team All-Big Eight honors since Dave Hoppen in 1985-86, received the Jack Moore Award, given annually to NU's outstanding men's basketball player. Piatkowski received the award at the team's annual awards banquet last spring.



Eric Piatkowski

Piatkowski, who earned first-team all-conference honors from Associated Press, the conference coaches and the Big Eight players, led Nebraska in scoring (16.7 ppg) and 3-point percentage (37.2). He hit 48.5 percent from the field, 76.0 percent from the free-throw line and averaged 5.7 rebounds per game. He scored a career-high 29 points in the Huskers' NCAA Tournament loss to New Mexico State.

A member of the United States' gold-medal team at the World University Games last summer in Buffalo, N.Y., Piatkowski was named the Big Eight's Player-of-the-Week on Dec. 7. He averaged 24 points and 12.5 rebounds in leading Nebraska to its fifth-straight Ameritas Classic title and was the Classic's MVP. He had 25 points and nine rebounds against Colgate in the first round, then had 23 points and a career-high 16 rebounds in the Huskers' championship game win over Kent.

The award is named for late Husker guard Jack Moore, a 5-9 playmaker who set 17 school records in a career that ended in 1982 and culminated with the 1982 Francis Pomeroy-Naismith Award as the nation's best collegiate player under six feet tall. A consensus All-Big Eight performer in 1982, Moore was killed in the crash of a light plane in March of 1984.

**PREVIOUS JACK MOORE AWARD WINNERS**

1984-85	Dave Hoppen	Center
1985-86	Dave Hoppen	Center
	Bernard Day	Forward
1986-87	Brian Carr	Guard
1987-88	Henry T. Buchanan	Guard
1988-89	Eric Johnson	Guard
1989-90	Clifford Scales	Guard
1990-91	Rich King	Center
	Beau Reid	Forward
	Clifford Scales	Guard
1991-92	Jamar Johnson	Guard
1992-93	Eric Piatkowski	Guard



Jack Moore earned first-team All-Conference honors as a senior.

# 1992-93 HUSKER HIGHLIGHTS

## NEBRASKA RECORDS BROKEN OR TIED IN 1992-93

### INDIVIDUAL

**Most Points by Freshman, Game:** 28; Erick Strickland vs. Missouri, Jan. 30, 1993 (old record 27 by Dave Hoppen vs. Kansas State, Jan. 26, 1982 and Jerry Fort vs. Kansas, Dec. 29, 1972).

**Highest 3-Point Percentage, Game:** .833; Strickland vs. Missouri, Jan. 30, 1993, 5-6 (tied record held by Ray Richardson vs. Sam Houston State, Jan. 6, 1990; and Brian Carr at Southern Illinois, Dec. 10, 1986).

**Highest 3-Point Percentage, Conference Game:** .833; Erick Strickland vs. Missouri, Jan. 30, 1993, 5-6 (old record .800 by Henry T. Buchanan vs. Missouri, Jan. 28, 1987; Clifford Scales vs. Kansas State, Feb. 3, 1990).

**Most 3-Point Goals, Career:** 139; Eric Piatkowski (old record 105 by Ray Richardson, 1989-90).

**Most 3-Point Goals, Conference Career:** 73; Eric Piatkowski (old record 50 by Ray Richardson, 1989-90).

**Most 3-Point Goals Attempted, Career:** 392; Eric Piatkowski (old record 278 by Ray Richardson, 1989-90).

**Most 3-Point Goals Attempted, Conference Career:** 197, Eric Piatkowski (old record 138 by Ray Richardson, 1989-90).

**Most Assists by Freshman, Game:** 9; Jaron Boone vs. Missouri, Jan. 30, 1993 (old record 7 by Brian Carr vs. Augustana, S.D., Nov. 26, 1983 and Andre Woolridge vs. Colgate, Dec. 4, 1992).

**Most Assists by Freshman, Season:** 87; Jaron Boone (old record 78 by Brian Carr, 1983-84).

**Most Steals by Freshman, Season:** 47; Erick Strickland (old record 32 by Clifford Scales, 1987-88).

### ATTENDANCE

**Largest Total Home Attendance, Season:** 213,715 (old record 207,950 in 1991-92).

**Highest Per Game Average, Season:** 13,357 (old record 13,307, 1990-91).

## 1992-93 HUSKER HONORS

**Terrance Badgett:** All-Big Eight Freshman team.

**Jaron Boone:** All-Big Eight Freshman team.

**Derrick Chandler:** Honorable-mention All-Big Eight (Associated Press, Big Eight Coaches, Big Eight Players); Ameritas Classic All-Tournament Team.

**Bruce Chubick:** Co-Captain; First-Team Phillips 66 Academic All-Big Eight.


**Jamar Johnson:** Co-Captain; Phillips 66 Big Eight Player-of-the-Week, Dec. 21.

**Eric Piatkowski:** First-Team All-Big Eight (Associated Press, Big Eight Coaches, Big Eight Players); Phillips 66 Player-of-the-Week, Dec. 7; John R. Wooden Award Checklist; United States Basketball Writers Association of America District V All-Star Team; Second-Team NABC All-District Team; Ameritas Classic MVP; CBS/Chevrolet Nebraska Player-of-the-Game vs. New Mexico State; U.S. World University Games team member.

**Erick Strickland:** Big Eight Freshman-of-the-Year (Associated Press, Big Eight Coaches); Honorable-Mention All-Big Eight (Associated Press); All-Big Eight Freshman Team; All-Big Eight Bench Team.

**Andre Woolridge:** All-Big Eight Freshman Team.





# Nebraska Records



# NEBRASKA'S TOP 60 CAREER SCORERS SINCE 1948

Player, Seasons	G	FG-FGA	Pct.	FT-FTA	Pct.	Points	Avg.
1. Dave Hoppen, 1983-84-85-86	111	804-1341	.600	559-724	.772	2,167	19.5
2. Jerry Fort, 1973-74-75-76	105	777-1793	.433	328-486	.675	1,882	17.9
3. Andre Smith, 1978-79-80-81	114	673-1148	.586	371-562	.660	1,717	15.1
4. Rich King, 1988-89-90-91	124	564-1000	.564	345-510	.676	1,475 (2)	11.9
5. Carl McPipe, 1976-77-78-79	104	546-1126	.485	208-317	.656	1,300	12.5
6. Tom Baack, 1966-67-68	75	526-1138	.462	247-297	.832	1,299	17.3
7. <b>Eric Piatkowski, 1991-present</b>	<b>93</b>	<b>450-980</b>	<b>.459</b>	<b>249-324</b>	<b>.769</b>	<b>1,288 (139)</b>	<b>13.8</b>
8. Stuart Lantz, 1966-67-68	75	488-1007	.485	293-395	.742	1,269	16.9
9. Chuck Jura, 1970-71-72	77	500-910	.549	255-427	.597	1,255	16.3
10. Jack Moore, 1984-85-86-87	105	379- 830	.457	446-495	.901	1,204	11.5
11. Brian Carr, 1984-85-86-87	123	447- 942	.475	230-287	.801	1,182 (58)	9.6
12. Brian Banks, 1976-77-78-79	110	471- 986	.478	208-298	.698	1,150	10.5
13. Marvin Stewart, 1969-70-71	66	435- 921	.472	268-359	.747	1,138	17.2
14. Clifford Scales, 1988-89-90-91	23	441- 902	.489	209-272	.768	1,136 (45)	9.2
Carl Hayes, 1990-91-92	90	439- 945	.465	221-360	.614	1,136 (37)	12.6
16. Herschell Turner, 1958-59-60	72	371- 898	.413	314-474	.662	1,056	14.7
17. Beau Reid, 1988-89-90-91	102	320- 775	.413	250-337	.742	976 (86)	9.6
18. Bob Siegel, 1974-75-76-77	101	405- 973	.416	160-232	.690	970	9.6
19. Tom Scantlebury, 1968-69-70	75	369- 835	.442	227-303	.749	965	12.9
20. Nate Branch, 1965-66-67	75	367- 871	.421	224-320	.700	958	12.8
21. Rex Ekwall, 1955-56-57	65	296- 690	.429	288-394	.731	880	13.5
22. Grant Simmons, 1964-65-66	74	305- 709	.430	239-350	.683	849	11.5
23. Dapreis Owens, 1989-90-91-92	117	329- 679	.484	187-302	.619	845	7.2
24. Bob Gratopp, 1968-69-70	76	255- 608	.419	316-400	.790	826	10.9
25. Jim Buchanan, 1950-51-52	69	345- 942	.366	131-203	.645	821	11.9
26. Bill Johnson, 1952-53-54	65	264- 652	.405	286-484	.591	814	12.5
27. Claude Retherford, 1947-48-49	74	318-1090	.292	178-283	.629	814	11.0
28. Bernard Day, 1986-87	63	309- 567	.545	184-264	.697	802	12.7
29. Stan Cloudy, 1983-84	62	347- 672	.516	81-119	.681	775	12.5
30. Bus Whitehead, 1948-49-50	72	275- 831	.331	215-314	.685	765	10.6
31. Fred Seger, 1952-53-54	65	263- 724	.363	236-360	.656	762	11.7
32. Larry Cox, 1974-75-76	74	270- 432	.625	217-297	.731	757	10.2
33. Daryl Petsch, 1962-63-64	69	315- 709	.444	124-197	.629	754	10.9
34. Charlie Jones, 1962-63-64	75	300- 731	.410	135-216	.625	735	9.8
35. Leroy Chalk, 1969-70-71	76	291- 555	.524	133-197	.675	715	9.4
36. Tom Russell, 1961-62	49	233- 444	.525	246-329	.748	712	14.5
37. Derrick Chander, 1992-93	60	297-585	.508	112-196	.571	706	11.8
38. Willard Fagler, 1952-53-54-55	84	227- 571	.398	251-373	.673	705	8.4
39. Derrick Vick, 1987-88	63	261- 499	.523	181-264	.686	703	11.2
40. Albert Maxey, 1959-60	49	251- 684	.367	175-248	.706	677	13.8
41. Harvey Marshall, 1985-86	60	290- 623	.465	95-126	.754	675	11.3
42. Gary Reimers, 1956-57-58	69	222- 542	.410	223-303	.736	667	9.7
43. Mike Naderer, 1978-79-80-81	113	274- 576	.476	109-133	.820	657	5.8
44. Al Nissen, 1970-71-72	77	244- 518	.471	163-223	.731	651	8.5
45. Ray Richardson, 1989-90	60	225- 527	.443	96-139	.691	651 (105)	10.9
46. Eric Johnson, 1988-89	63	236- 542	.435	138-180	.767	647 (37)	10.3
47. Greg Downing, 1980-81-82-83	117	270- 558	.484	107-141	.759	647	5.5
48. Don Smidt, 1956-57-58	68	232- 663	.350	170-276	.616	634	9.3
49. R. van Poelgeest, 87-88-89-90	108	250- 472	.530	125-228	.548	625	5.8
50. <b>Jamar Johnson, 1992-present</b>	<b>59</b>	<b>220-496</b>	<b>.444</b>	<b>112-143</b>	<b>.783</b>	<b>619 (67)</b>	<b>10.5</b>
51. Pete Manning, 1988-89	64	242- 446	.543	134-179	.749	618	9.7
52. Ray Collins, 1979-80-81-82	95	250- 540	.463	100-138	.725	600	6.3
53. Bob Pierce, 1949-50-51	72	197- 529	.372	184-269	.684	578	8.0
54. Chuck Smith, 1954-55-56	63	188- 525	.358	196-305	.643	572	9.1
55. Henry T. Buchanan, 1987-88	63	188- 424	.443	118-154	.766	561 (67)	8.9
56. Joe Good, 1951-52-53	65	194- 602	.322	168-265	.634	556	8.6
57. Jim Kowalke, 1959-60-61	64	222- 596	.372	111-171	.649	555	8.7
58. Stan Matzke, 1952-53-54-55	82	224- 698	.321	98-163	.601	546	6.7
59. Fred Hare, 1965-66	45	218- 548	.394	107-163	.656	543	12.1
60. Rex Swett, 1960-61-62	70	211-630	.335	120-181	.663	542	7.7

\*Number in parenthesis following point total indicates number of career 3-point goals scored (if any).

# HUSKER INDIVIDUAL RECORDS SINCE 1948

## POINTS

### GAME

**Overall:** 40, Jerry Fort vs. Missouri, Feb. 22, 1975; Rich King vs. Northern Illinois, Feb. 18, 1991.  
**Home Court:** 40, Jerry Fort vs. Missouri, Feb. 22, 1975; Rich King vs. Northern Illinois, Feb. 18, 1991.  
**Opponent Court:** 34, Chuck Jura at Oklahoma State, Jan. 26, 1972; Jerry Fort at Kansas State, Jan. 17, 1976.  
**Half:** 24, Jerry Fort vs. Missouri, Feb. 22, 1975 (2nd); Dave Hoppen vs. South Dakota, Dec. 1, 1984 (1st).  
**Losing Effort:** 38, Tom Russell vs. Kansas, Feb. 21, 1962.  
**Freshman:** 28, Erick Strickland vs. Missouri, Jan. 30, 1993 (OT).  
**Sophomore:** 33, Fred Hare at Texas, Dec. 18, 1964; Jerry Fort vs. Missouri, Feb. 16, 1974.  
**Junior:** 40, Jerry Fort vs. Missouri, Feb. 22, 1975.  
**Senior:** 40, Rich King vs. Northern Illinois, Feb. 18, 1991.  
**Two Players:** 59, Andre Smith (33) and Jack Moore (26) vs. Alabama-Birmingham, Dec. 22, 1979 (4OT).  
**By Opponent:** 46, Wilt Chamberlain, at Kansas, Feb. 8, 1958; Joe Scott, at Missouri, March 6, 1961; George Stone, Marshall, March 13, 1967 (NIT).  
**By Opponent, Half:** 28, Jim McKean, Washington State, Dec. 12, 1966.  
**By Opponent, Two Players:** 70, George Stone, 46, and Danny D'Antoni, 24, Marshall, March 13, 1967 (NIT).

## SEASON

**Overall:** 704, Dave Hoppen, 1984-85 (30 games).  
**Conference:** 322, Dave Hoppen, 1984-85 (14 games).  
**Average:** 23.5, Dave Hoppen, 1984-85 (704 in 30 games).  
**Conference Average:** 23.0, Dave Hoppen, 1984-85 (322 in 14 games).  
**Freshman:** 445, Dave Hoppen, 1982-83 (32 games).  
**Consecutive Double-Figure Scoring Games by a Freshman:** 8, Jerry Fort, Dec. 16, 1972-Jan. 15, 1973 and Feb. 6-March 6, 1973; Dave Hoppen, Feb. 9-March 5, 1983.  
**Sophomore:** 598, Dave Hoppen, 1983-84 (30 games).  
**Junior:** 704, Dave Hoppen, 1984-85 (30 games).  
**Senior:** 556, Marvin Stewart, 1970-71 (26 games).  
**20-Point-or-Better Scoring Games:** 21, Dave Hoppen, 1984-85.  
**Consecutive 20-Point-or-Better Scoring Games:** 10, Dave Hoppen, 1984-85.


## CAREER

**Overall:** 2,167, Dave Hoppen, 1983-86 (111 games).  
**Conference:** 1,055, Jerry Fort, 1973-76 (56 games).  
**Average:** 19.5, Dave Hoppen, 1983-86 (2,167 in 111 games).  
**Conference Average:** 20.3, Dave Hoppen, 1983-86 (975 in 48 games).  
**20-Point-or-Better Scoring Games:** 56, Dave Hoppen, 1983-86.  
**Consecutive Games in Double Figures:** 84, Dave Hoppen, March 11, 1983-Feb. 1, 1986.

## FIELD GOALS

### GAME

**Made:** 16, Marvin Stewart vs. Nevada-Reno, Dec. 14, 1970 (24 attempts).  
**Conference Made:** 15, Jerry Fort, three times.  
**Attempted:** 34, by several players.  
**No Misses:** 9, Chuck Jura vs. Iowa, Dec. 5, 1970; Dave Hoppen vs. Southern Illinois, Nov. 26, 1985.



*Rich King scored a school-record tying 40 points against Northern Illinois as a senior.*

**No Misses, Conference Game:** 7, Bob Siegel vs. Oklahoma, Jan. 21, 1976; Carl McPipe at Oklahoma, Jan. 18, 1978; Rich King vs. Colorado, Feb. 28, 1990.  
**Opponent Made:** 20, George Stone, Marshall, March 13, 1967 (NIT, 38 attempts).  
**Opponent Attempts:** 38, George Stone, Marshall, March 13, 1967 (NIT, 20 made).  
**Opponent Made, No Misses:** 11, Lanny Van Eman, at Wichita State, Dec. 4, 1961.

## SEASON

**Made:** 270, Dave Hoppen, 1984-85 (418 attempts).  
**Conference Made:** 132, Jerry Fort, 1974-75 (294 attempts).  
**Attempted:** 508, Jerry Fort, 1974-75 (218 made).  
**Conference Attempted:** 294, Jerry Fort, 1974-75 (132 made).  
**Percentage\*:** .672, Larry Cox, 1975-76 (133-198).  
**Conference Percentage\*:** .648, Dave Hoppen, 1984-85 (127-196).  
**Freshman Percentage:** .563, Mike Naderer, 1977-78 (63-112).  
*\*Minimum 5 attempts per team game.*

## CAREER

**Made:** 804, Dave Hoppen, 1983-86 (1,341 attempts).  
**Conference Made:** 438, Jerry Fort, 1973-76 (1,018 attempts).  
**Attempted:** 1,793, Jerry Fort, 1973-76 (777 made).  
**Conference Attempted:** 1,018, Jerry Fort, 1973-76 (438 made).  
**Percentage\*:** .625, Larry Cox, 1974-76 (270-432).  
**Conference Percentage\*\*:** .619, Larry Cox, 1974-76 (159-257).  
*\*Minimum 400 attempts; \*\*Minimum 200 attempts.*

---

---

### 3-POINT FIELD GOALS

---

---

(SINCE 1987)

#### GAME

**Made:** 7, Chris Cresswell vs. Texas A&M, Dec. 20, 1991 (10 attempts).  
**Conference Made:** 6, Eric Piatkowski vs. Missouri, Jan. 30, 1991 (9 attempts).  
**Attempted:** 12, Jamar Johnson at Oklahoma, March 7, 1992 (5 made).  
**Percentage\*:** .833, Brian Carr at Southern Illinois, Dec. 10, 1986 (5-6); Ray Richardson vs. Sam Houston State, Jan. 6, 1990 (5-6); Erick Strickland vs. Missouri, Jan. 30, 1993 (5-6).  
**Conference Percentage\*:** .833, Erick Strickland vs. Missouri, Jan. 30, 1993 (5-6).  
**Opponent Made:** 8, Dave Sieger, at Oklahoma, Feb. 21, 1987 (13 attempts).  
**Opponent Attempts:** 15, Ronnie Schmitz, at Missouri-Kansas City, Jan. 9, 1991 (5 made).  
**Opponent Attempts, No Misses:** 6, Craig Michaelis, at Miami (Ohio), Nov. 27, 1989.

\*Minimum 5 attempts.

#### SEASON

**Made:** 59, Chris Cresswell, 1991-92 (147 attempts).  
**Conference Made:** 29, Ray Richardson, 1989-90 (81 attempts); Eric Piatkowski, 1991-92 (75 attempts).  
**Attempted:** 157, Brian Carr, 1986-87 (58 made).  
**Conference Attempted:** 81, Ray Richardson, 1989-90 (29 made).  
**Percentage\*:** .456, Clifford Scales, 1990-91 (26-57).  
**Conference Percentage\*:** .529, Henry T. Buchanan, 1986-87 (18-34).  
**Freshman Percentage\*:** .388, Beau Reid, 1987-88 (26-67).  
**Consecutive Games 3-Point Goals Scored:** 14, Ray Richardson, Nov. 26, 1988-Jan. 5, 1989.

\*Minimum 1.5 attempts per team game.

#### CAREER

**Made:** 139, Eric Piatkowski, 1991-present (392 attempts).  
**Conference Made:** 73, Eric Piatkowski, 1991-present (197 attempts).  
**Attempted:** 392, Eric Piatkowski, 1991-present (139 made).  
**Conference Attempted:** 197, Eric Piatkowski, 1991-present (73 made).  
**Percentage:** .406, Henry T. Buchanan, 1987-88 (67-165).  
**Conference Percentage:** .463, Henry T. Buchanan, 1987-88 (38-82).

---

---

### FREE THROWS

---

---

#### GAME

**Made:** 18, David Ponce at Creighton, Dec. 4, 1982 (19 attempts).  
**Conference Made:** 16, Tom Russell vs. Kansas, Feb. 21, 1962 (17 attempts).  
**Attempted:** 21, Rich King at Wyoming, Jan. 22, 1990 (13 made).  
**Conference Attempted:** 20, Bill Johnson vs. Missouri, Jan. 21, 1953 (13 made).  
**No Misses:** 15, Jack Moore vs. Oklahoma State, Feb. 10, 1982.  
**Opponent Made:** 18, Wilt Chamberlain, at Kansas, Feb. 8, 1958 (23 attempts).  
**Opponent Attempted:** 23, Wilt Chamberlain, at Kansas, Feb. 8, 1958 (18 made).  
**Opponent Made, No Misses:** 15, John Crawford, Iowa State, at Kansas City, Mo., Dec. 29, 1956 (Big Seven Holiday Tourn.

#### SEASON

**Made:** 184, Jack Moore, 1979-80 (211 attempts).  
**Conference Made:** 84, Stuart Lantz, 1967-68 (112 attempts).  
**Attempted:** 212, Bill Johnson, 1953-54 (122 made).  
**Conference Attempted:** 112, Stuart Lantz, 1967-68 (84 made).  
**Percentage\*:** .939, Jack Moore, 1981-82 (123-131).  
**Conference Percentage\*:** .938, Jack Moore, 1981-82 (60-64).  
**Freshman Percentage\*:** .837, Eric Piatkowski, 1990-91 (72-86).  
**Consecutive Made:** 39, Jack Moore, Jan. 27-Feb. 15, 1982.  
\*Minimum 2 attempts per team game.

#### CAREER

**Made:** 559, Dave Hoppen, 1983-86 (724 attempts).  
**Conference Made:** 267, Dave Hoppen, 1983-86 (338 attempts).  
**Attempted:** 724, Dave Hoppen, 1983-86 (559 made).  
**Conference Attempted:** 338, Dave Hoppen, 1983-86 (267 made).  
**Percentage\*:** .901, Jack Moore, 1979-82 (446-495).  
**Conference Percentage\*:** .877, Jack Moore, 1979-82 (185-211).  
\*Minimum 200 attempts.

---

---

### REBOUNDS

---

---

#### GAME

**Rebounds:** 26, Bill Johnson vs. Iowa State, Jan. 4, 1954.  
**Half:** 15, Carl McPipe vs. California-Davis, Dec. 16, 1977 (1st).  
**Two Players:** 39, Leroy Chalk (20) and Chuck Jura (19) vs. Colorado, March 6, 1971.  
**Opponent:** 24, Bill Bridges, Kansas, twice; Andy Hopson, at Oklahoma State, Jan. 26, 1974.  
**Opponent Two Players:** 39, Dave DeBusschere, 23, and Charlie North, 16, at Detroit, Dec. 17, 1960.

#### SEASON

**Overall:** 305, Chuck Jura, 1971-72 (26 games).  
**Conference:** 159, Chuck Jura, 1971-72 (14 games).  
**Freshman:** 161, Dave Hoppen, 1982-83 (32 games).  
**Average:** 11.7, Chuck Jura, 1971-72 (305 in 26 games).  
**Conference Average:** 11.4, Chuck Jura, 1971-72 (159 in 14 games).

#### CAREER

**Overall:** 782, Leroy Chalk, 1969-71 (76 games).  
**Conference:** 442, Leroy Chalk, 1969-71 (42 games).  
**Average:** 10.4, Rex Ekwall, 1955-57 (679 in 65 games).  
**Conference Average:** 10.5, Leroy Chalk, 1969-71 (442 in 42 games).

---

---

### ASSISTS

---

---

(SINCE 1974)

#### GAME

**Assists:** 18, Brian Carr at Evansville, Jan. 3, 1985.  
**Conference\*:** 13, Brian Carr vs. Missouri, Jan. 28, 1987.  
**Half:** 10, Brian Carr at Evansville, Jan. 3, 1985 (2nd).  
**Opponent:** 18, Tom Kivisto, Kansas, at Kansas City, Mo., Dec. 29, 1973 (Big Eight Holiday Tournament).  
\*Note: Carr had 14 assists at Kansas in a Big Eight Tournament game, March 5, 1985.

#### SEASON

**Assists:** 237, Brian Carr, 1984-85 (30 games).  
**Conference:** 113, Brian Carr, 1984-85 (14 games).  
**Freshman:** 87, Jaron Boone, 1992-93 (31 games).  
**Average:** 7.90, Brian Carr, 1984-85 (237 in 30 games).  
**Conference Average:** 8.10, Brian Carr, 1984-85 (113 in 14 games).



### CAREER

**Assists:** 682, Brian Carr, 1984-87 (123 games).  
**Conference:** 297, Brian Carr, 1984-87 (56 games).  
**Average:** 5.54, Brian Carr, 1984-87 (682 in 123 games).  
**Conference Average:** 5.30, Brian Carr, 1984-87 (297 in 56 games).

---

### STEALS

---


(SINCE 1978)

#### GAME

**Steals:** 8, Greg Downing vs. Missouri-Kansas City, Dec. 8, 1982.  
**Conference:** 5, by several players, most-recently Eric Johnson at Kansas State, Feb. 11, 1989.  
**Opponent:** 8, Alvin Robertson, at Arkansas, Jan. 3, 1983.

#### SEASON

**Steals:** 68, Eric Johnson, 1988-89 (32 games).  
**Conference:** 35, Eric Johnson, 1988-89 (14 games).  
**Freshman:** 47, Erick Strickland, 1992-93 (31 games).



Derrick Chandler blocked 144 shots during his two-year career. He holds the NU single-game blocked shot record of eight, which he set in the Huskers' 106-101 win at Southern Utah during the 1991-92 season.

### CAREER

**Steals:** 177, Clifford Scales, 1988-91 (123 games).  
**Conference:** 79, Brian Carr, 1984-87 (56 games).

---

### BLOCKED SHOTS

---

(SINCE 1978)

#### GAME

**Blocks:** 8, Derrick Chandler at Southern Utah, Nov. 30, 1991.  
**Conference:** 7; Rich King at Oklahoma State, Jan. 20, 1990.  
**Opponent:** 8, Walter Downing, DePaul, March 28, 1983 (NIT).

#### SEASON

**Blocks:** 91, Derrick Chandler, 1991-92 (29 games).  
**Conference:** 37, Derrick Chandler, 1991-92 (14 games).  
**Freshman:** 20, Rich King, 1987-88 (29 games).

### CAREER

**Blocks:** 183, Rich King, 1988-91 (124 games).  
**Conference:** 83, Rich King, 1988-91 (55 games).

---

### SERVICE

---

#### GAME

**Minutes Played:** 60, Jack Moore and Andre Smith vs. Alabama-Birmingham, Dec. 22, 1979 (4OT).

#### SEASON

**Games Played:** 34, Tony Farmer, Carl Hayes, Rich King, Keith Moody, Eric Piatkowski, Beau Reid, Clifford Scales, 1990-91.  
**Games Started:** 34, Beau Reid, Clifford Scales, 1990-91.  
**Minutes Played:** 1,155, Dave Hoppen, 1984-85 (30 games).  
**Conference Minutes Played:** 548, Dave Hoppen, 1984-85 (14 games).  
**Minutes Played Per Game:** 38.5, Dave Hoppen, 1984-85 (1,155 in 30 games).  
**Conference Minutes Played Per Game:** 39.1, Dave Hoppen, 1984-85 (548 in 14 games).

### CAREER

**Games Played:** 124, Rich King, 1988-91.  
**Consecutive Games Played:** 123, Brian Carr, 1984-87.  
**Games Started:** 111, Dave Hoppen, 1983-86 (111 games).  
**Consecutive Games Started:** 111, Dave Hoppen, 1983-86.  
**Minutes Played:** 3,739, Brian Carr, 1984-87 (123 games).  
**Conference Minutes Played:** 1,672, Brian Carr, 1984-87 (56 games).  
**Minutes Played Per Game, Four-Year Career:** 33.4, Dave Hoppen, 1983-86 (3,711 in 111 games).  
**Minutes Played Per Game, Three-Year Career:** 34.5, Andre Smith, 1979-81 (2,901 in 84 games; minutes not available for Smith's freshman year, 1978).  
**Minutes Played Per Game, Two-Year Career:** 33.3, Stan Cloudy, 1983-84 (2,066 in 62 games).  
**Conference Minutes Played Per Game:** 34.7, Dave Hoppen, 1983-86 (1,665 in 48 games).

# NEBRASKA TEAM GAME & SEASON RECORDS

## POINTS

### GAME

**Overall:** 117, vs. Oklahoma (113), at Kansas City, Mo., March 8, 1991 (OT, B8T); vs. Harvard (79), Dec. 1, 1989.

**Conference:** 111, at Oklahoma (99), Jan. 26, 1991.

**Home Court:** 117, vs. Harvard (79), Dec. 1, 1989.

**Opponent's Court:** 111, at Oklahoma (99), Jan. 26, 1991.

**Neutral Court:** 117, vs. Oklahoma (113), at Kansas City, Mo., March 8, 1991 (OT, B8T).

**First Half:** 64, vs. Tennessee Tech, Dec. 14, 1990.

**Second Half:** 66, vs. Oklahoma, Feb. 16, 1991.

**Both Teams:** 230, at Oklahoma (133), Nebraska (97), Feb. 21, 1987; Nebraska (117), Oklahoma (113), at Kansas City, Mo., March 8, 1991 (OT, B8T).

**Losing Effort:** 101, at California-Irvine (109), Nov. 28, 1986.

**Margin of Victory:** 74, Nebraska (82), at Crete (8), Jan. 4, 1907.

**Margin of Defeat:** 56, at Kansas (102), Nebraska (46), Feb. 8, 1958.

**Players Scoring in Double Figures:** 8, Tony Farmer (22), Carl Hayes (16), Beau Reid (14), Rich King (12), Jose Ramos (12), Eric Piatkowski (11), Keith Moody (11), Clifford Scales (10) at Oklahoma, Jan. 26, 1991.

**Opponent:** 133, at Oklahoma (NU 97), Feb. 21, 1987.

**Opponent, Half:** 70, at Oklahoma, Feb. 21, 1987 (2nd).

### SEASON

**Overall:** 2,977, 1990-91 (34 games).

**Conference:** 1,151, 1990-91 (14 games).

**Average:** 87.6, 1990-91 (2,977 in 34 games).

**Conference Average:** 82.2, 1990-91 (1,151 in 14 games).

**By Opponent:** 2,672, 1990-91 (34 games).

**By Opponent, Conference:** 1,297, 1989-90 (14 games).

**Opponent Average:** 86.1, 1989-90 (2,410 points in 28 games).

**Opponent Conference Average:** 92.6, 1989-90 (1,297 in 14 games).

**NU 100-Point Games:** 7, 1990-91.

**Opponent 100-Point Games:** 6, 1989-90.

## FIELD GOALS

### GAME

**Made:** 51, vs. Nevada-Reno, Dec. 14, 1970 (81 attempts).

**Conference Made:** 44, vs. Missouri, Jan. 28, 1967 (86 attempts).

**Attempted:** 97, vs. Fullerton State, Dec. 4, 1967 (41 made).

**Conference Attempted\*:** 83, vs. Oklahoma, Jan. 25, 1992 (28 made).

**Percentage:** .750, vs. Nebraska-Omaha, Jan. 25, 1988 (42-56).

**Conference Percentage:** .679, at Kansas, Feb. 5, 1980 (19-28).

**Half Percentage:** .840, vs. Nebraska-Omaha, Jan. 25, 1988 (1st, 21-25).

**Conference Half Percentage:** .833, vs. Iowa State, Feb. 21, 1985 (15-18, 2nd).

**Opponent Made:** 50, at Oklahoma, Feb. 21, 1987 (88 attempts).

**Opponent Attempted:** 91, three times, most recently at Southern Utah, Nov. 30, 1991 (39 made).

**Opponent Percentage:** .771, Kansas State, at Lincoln, Neb., Feb. 3, 1982 (27-35).

**Opponent Half Percentage:** .857, Kansas State, at Lincoln, Neb., Feb. 3, 1982 (12-14, 1st).

### SEASON

**Made:** 1,081, 1990-91 (2,185 attempts).

**Conference Made:** 424, 1989-90 (914 attempts).

**Attempted:** 2,185, 1990-91 (1,081 made).

**Conference Attempted:** 958, 1965-66 (423 made).

**Percentage:** .514, 1983-84 (786-1,529).

**Conference Percentage:** .511, 1982-83 (346-677).

**Opponent Percentage:** .521, 1979-80 (856-1,644).

**Opponent Conference Percentage:** .530, 1979-80 (366-694).

## 3-POINT FIELD GOALS

### GAME

**Made:** 14, at Oklahoma, March 7, 1992 (36 attempts).

**Attempted:** 36, at Oklahoma, March 7, 1992 (14 made).

**Percentage\*:** .667, vs. Chicago State, Jan. 16, 1990 (8-12).

**Conference Percentage\*:** .600, at Oklahoma, Feb. 21, 1987 (8-13); vs. Kansas State, Feb. 3, 1990 (6-10).

**Opponent Made:** 17, at Oklahoma, Feb. 21, 1987 (27 attempts).

**Opponent Attempted:** 35, Eastern Washington, at Lincoln, Neb., Dec. 21, 1991 (8 made); Appalachian State, at Lincoln, Neb., Dec. 1992 (9 made).

**Opponent Percentage\*:** .765, at Kansas State, Jan. 10, 1987 (13-17).

\*-Minimum 10 attempts.

### SEASON

**Made:** 183, 1991-92 (489 attempts).

**Conference Made:** 89, 1991-92 (256 attempts).

**Attempted:** 489, 1991-92 (183 made).

**Conference Attempted:** 256, 1991-92 (89 made).

**Percentage:** .369, 1986-87 (120-325).

**Conference Percentage:** .413, 1986-87 (52-126).

**Opponent Percentage:** .423, 1986-87 (143-338).

**Opponent Conference Percentage:** .500, 1986-87 (59-118).

## FREE THROWS

### GAME

**Made:** 41, vs. Missouri, Jan. 16, 1956 (55 attempts).

**Attempted:** 60, vs. Kansas State, Jan. 11, 1954 (36 made).

**No Misses:** 17, at Oklahoma State, Jan. 31, 1979.

**No Misses, Half:** 17, vs. Oklahoma, at Kansas City, Mo., March 8, 1991 (1st, B8T).

**Consecutive Made:** 25 vs. Oklahoma, at Kansas City, Mo., Dec. 28, 1967.

**Opponent Made:** 44, Oklahoma State, at Lincoln, Neb., Feb. 14, 1990 (52 attempts).

**Opponent Attempted:** 52, Oklahoma State, at Lincoln, Neb., Feb. 14, 1990 (44 made).

**Opponent No Misses:** 16, at Kansas State, Jan. 26, 1980.

### SEASON

**Made:** 690, 1990-91 (981 attempts).

**Conference Made:** 301, 1990-91 (417 attempts).

**Attempted:** 981, 1990-91 (690 made).

**Conference Attempted:** 417, 1990-91 (301 made).

**Percentage:** .765, 1967-68 (504-659).

**Conference Percentage:** .773, 1981-82 (191-247).

**Consecutive Made:** 34, 1985-86 (last 13 at Oklahoma, Jan. 29; first 21 at Colorado, Feb. 1).

**Opponent Percentage:** .750, 1979-80 (389-519).

**Opponent Conference Percentage:** .800, 1979-80 (179-212).

---

---

**REBOUNDS**

---

---

**GAME**

**Rebounds:** 77, vs. Kansas State, Feb. 18, 1957.  
**Opponent:** 77, at Kansas, Feb. 23, 1957.

**SEASON**

**Rebounds:** 1,454, 1990-91 (34 games).  
**Conference:** 655, 1959-60 (14 games).  
**Average:** 48.8, 1959-60 (1,170 in 24 games).  
**Conference Average:** 46.8, 1959-60 (655 in 14 games).  
**Highest Margin:** +6.6, 1990-91 (42.8-36.2).  
**Highest Rebound Percentage:** .542, 1990-91 (1,454-1,230).  
**Opponent Average:** 49.6, 1959-60 (1,191 in 24 games).

---

---

**ASSISTS**

---

---

(SINCE 1974)

**GAME**

**Assists:** 36, vs. Montana State, Dec. 23, 1977.  
**Conference:** 31, vs. Iowa State, Feb. 4, 1973.  
**Opponent:** 36, at Oklahoma, Feb. 21, 1987.

**SEASON**

**Assists:** 696, 1990-91 (34 games).  
**Conference:** 289, 1984-85 (14 games).  
**Average:** 20.5, 1984-85 (615 in 30 games).  
**Conference Average:** 20.6, 1984-85 (289 in 14 games).  
**Opponent:** 579, 1990-91 (34 games).  
**Opponent Conference:** 309, 1989-90 (14 games).

---

---

**TURNOVERS**

---

---

(SINCE 1978)

**GAME**

**Fewest:** 4, vs. Pacific (Calif.), at Las Cruces, N.M., Dec. 19, 1975;  
vs. Kansas State, Feb. 3, 1982; vs. Oklahoma, Feb. 2, 1983.  
**Most:** 30, at Iowa State, Jan. 20, 1988; at Ohio State, Dec. 14, 1988.  
**Fewest by Opponent:** 4, at Evansville, Jan. 3, 1985; by Western  
Kentucky, March 14, 1986 (NCAA Tournament).  
**Most by Opponent:** 35, Denver, at Lincoln, Neb., Nov. 26, 1982.

**SEASON**

**Fewest:** 302, 1981-82 (28 games).  
**Fewest Conference:** 132, 1981-82 (14 games).  
**Most:** 610, 1990-91 (34 games).  
**Most Conference:** 294, 1991-92 (14 games).  
**Fewest Per Game:** 16.8, 1981-82 (302 in 29 games).  
**Most Per Game:** 18.5, 1987-88 (575 in 31 games).  
**Fewest Opponent:** 363, 1985-86 (30 games).  
**Fewest Opponent Conference:** 168, 1984-85 (14 games).  
**Most Opponent:** 618, 1990-91 (34 games).  
**Most Opponent Conference:** 251, 1990-91 (14 games).

---

---

**BLOCKED SHOTS**

---

---

(SINCE 1978)

**GAME**

**Most:** 10, four times, most recently vs. The Citadel, Dec. 2, 1991.  
**Conference:** 9, vs. Missouri, Jan. 30, 1991.  
**Opponent:** 12, at Oklahoma State, Jan. 14, 1989.

**SEASON**

**Blocks:** 169, 1991-92 (29 games).  
**Conference:** 74, 1990-91 (14 games).  
**Opponent Made:** 103, 1990-91 (34 games).  
**Opponent Conference Made:** 52, 1988-89 (14 games).

---

---

**STEALS**

---

---

(SINCE 1978)

**GAME**

**Steals:** 21 vs. Sonoma State, Jan. 5, 1981.  
**Conference:** 16, vs. Kansas, March 3, 1991; vs. Colorado,  
Feb. 28, 1989.  
**Opponent:** 20, at Oklahoma, Jan. 14, 1993.

**SEASON**

**Steals:** 315, 1990-91 (34 games).  
**Conference:** 124, 1990-91 (14 games).  
**Opponent:** 300, 1990-91 (34 games).  
**Opponent Conference:** 165, 1991-92 (14 games).

---

---

**GAMES**

---

---

**SEASON**

**Played:** 34, 1990-91 (26-8).  
**Victories:** 26, 1990-91 (8 losses).  
**Conference Victories:** 12, 1915-16 (12-0); 1965-66 (12-2).  
**Home Victories:** 17, 1982-83 (1 loss).  
**Road Victories:** 12, 1990-91 (7 losses).  
**Percentage:** .933, 1911-12 (14-1).  
**Conference Percentage:** 1.000, 1911-12 (8-0); 1912-13 (10-0);  
1913-14 (7-0); 1915-16 (12-0).  
**Losses:** 19, 1962-63 (6 wins).  
**Conference Losses:** 13, 1962-63 (1 win).  
**Home Losses:** 9, 1931-32 (1 win); 1962-63 (4 wins).  
**Road Losses:** 13, 1951-52 (0 wins); 1963-64 (1 win).  
**Overtimes:** 4, 1955-56 (won 3), 1979-80 (won 3), 1986-87 (won 4).  
**Overtimes, Game:** 4, Nebraska 92, Alabama-Birmingham 84,  
at Lincoln, Neb., Dec. 22, 1979.

---

---

**WIN/LOSS STREAKS**

---

---

**Consecutive Victories:** 14, final 9 games of 1911-12, first five  
games of 1912-13 (ended at Minnesota, 20-11, Jan. 25, 1913);  
games 4 through 17, Nov. 28, 1990-Jan. 12, 1991 (ended at  
Colorado, 86-69, Jan. 22, 1991).  
**Consecutive Conference Victories:** 29, all 8 in 1911-12, all 10 in  
1912-13, all 7 in 1913-14, first 4 in 1914-15 (ended at Kansas,  
43-18, Jan. 22, 1915).  
**Consecutive Home Victories:** 20, all 11 games in 1965-66, first  
nine games in 1966-67 (ended by Kansas, 64-57, March 4, 1967).  
**Consecutive Home Conference Victories:** 15, all 4 games in  
1911-12, all 5 games in 1912-13, all 4 games in 1913-14, first  
two games in 1914-15 (ended by Drake, 20-19, Feb. 19, 1915).  
**Consecutive Losses:** 13, final 6 games of 1931-32, first 7 games  
of 1932-33 (ended vs. Kansas State, 31-25, Jan. 14, 1933).  
**Consecutive Conference Losses:** 12, last six in 1943-44, first 6 in  
1944-45 (ended vs. Kansas, 59-45, Feb. 10, 1945).  
**Consecutive Home Losses:** 7, games 5 through 11 in 1962-63  
(ended vs. Oklahoma State, 49-48, Feb. 25, 1963).  
**Consecutive Home Conference Losses:** 9, last 4 games of 1961-  
62, first five of games of 1962-63 (ended vs. Oklahoma State,  
49-48, Feb. 25, 1963).



# NEBRASKA SINGLE-SEASON INDIVIDUAL LEADERS

## POINTS SCORED

1. Dave Hoppen (1985)	704
2. Andre Smith (1980)	600
3. Dave Hoppen (1984)	598
4. Marvin Stewart (1971)	556
5. Chuck Jura (1972)	551
6. Rich King (1991)	526
7. Jerry Fort (1975)	525
8. Jerry Fort (1976)	513
9. Eric Piatkowski (1993)	502
10. Stuart Lantz (1968)	482

## SCORING AVERAGE

(MINIMUM 400 POINTS)

	G	PTS	AVG
1. Dave Hoppen (1985)	30	704	23.5
2. Marvin Stewart (1971)	26	556	21.4
3. Chuck Jura (1972)	26	551	21.2
4. Jerry Fort (1975)	26	525	20.2
5. Dave Hoppen (1984)	30	598	19.9
6. Andre Smith (1980)	31	600	19.4
7. Stuart Lantz (1968)	25	482	19.3
8. Stuart Lantz (1967)	25	481	19.2
9. Jerry Fort (1976)	27	513	19.0
10. Andre Smith (1981)	26	475	18.3

**Note:** Dave Hoppen averaged 22.1 points per game in 1986, but played in 19 games, less than three-fourths of his team's 30 games.

## FIELD GOALS MADE

1. Dave Hoppen (1985)	270
2. Andre Smith (1980)	237
3. Chuck Jura (1972)	220
Dave Hoppen (1984)	220
5. Jerry Fort (1975)	218
6. Marvin Stewart (1971)	215
7. Jerry Fort (1974)	207
8. Rich King (1991)	202
9. Jerry Fort (1976)	201
10. Carl Hayes (1991)	192

## FIELD GOALS ATTEMPTED

1. Jerry Fort (1975)	508
2. Jim Buchanan (1952)	484
Jerry Fort (1974)	484
4. Jerry Fort (1976)	452
5. Marvin Stewart (1971)	426
6. Dave Hoppen (1985)	418
7. Tom Baack (1968)	412
8. Tom Baack (1967)	401
9. Chuck Jura (1972)	399
10. Fred Hare (1966)	393

## FIELD GOAL PERCENTAGE

(MINIMUM 5 ATT. PER TEAM GAME)

	FG-FGA	Pct.
1. Larry Cox (1976)	133-198	.672
2. Dave Hoppen (1985)	270-418	.646
3. Dave Hoppen (1986)	151-245	.616
4. Andre Smith (1980)	237-388	.611
5. Dave Hoppen (1984)	220-367	.599

6. Chuck Jura (1971)	181-306	.592
7. Pete Manning (1988)	111-188	.590
8. Andre Smith (1981)	185-314	.5892
9. Larry Cox (1975)	93-158	.5886
10. Richard van Poelgeest (1989)	103-177	.582



Dave Hoppen was the first Nebraska player to have his jersey retired.

## 3-POINT FIELD GOALS MADE

1. Chris Cresswell (1992)	59
2. Brian Carr (1987)	58
3. Ray Richardson (1989)	57
4. Ray Richardson (1990)	48
Eric Piatkowski (1993)	48
6. Eric Piatkowski (1992)	47
7. Eric Piatkowski (1991)	44
8. Jamar Johnson (1992)	39
Henry T. Buchanan (1988)	39
10. Chris Cresswell (1990)	37

## 3-POINT FIELD GOALS ATTEMPTED

1. Brian Carr (1987)	157
2. Chris Cresswell (1992)	147
3. Ray Richardson (1989)	145
4. Eric Piatkowski (1992)	136
5. Ray Richardson (1990)	133
6. Eric Piatkowski (1993)	129
7. Eric Piatkowski (1991)	127
8. Henry T. Buchanan (1988)	103
9. Chris Cresswell (1990)	97
10. Jamar Johnson (1992)	95

## 3-POINT PERCENTAGE

(MINIMUM 25 MADE)

	3FG-Att.	Pct.
1. Clifford Scales (1991)	26-57	.456
2. Henry T. Buchanan (1987)	28-62	.452
3. Jamar Johnson (1992)	39-95	.411
4. Chris Cresswell (1992)	59-147	.401
5. Ray Richardson (1989)	57-145	.393
6. Beau Reid (1988)	26-67	.388
7. Chris Cresswell (1990)	37-97	.381
8. Eric Piatkowski (1993)	48-129	.372
9. Henry T. Buchanan (1988)	39-103	.379
10. Brian Carr (1987)	58-157	.369

### FREE THROWS MADE

1. Jack Moore (1980)	184
2. Dave Hoppen (1985)	164
3. Dave Hoppen (1984)	158
4. Bob Gratopp (1969)	141
5. Tom Russell (1962)	140
6. Tony Farmer (1991)	137
7. Herschell Turner (1959)	136
Stuart Lantz (1968)	136
9. Marvin Stewart (1971)	126
Andre Smith (1980)	126

### FREE THROWS ATTEMPTED

1. Bill Johnson (1954)	212
2. Jack Moore (1980)	211
3. Dave Hoppen (1985)	210
4. Dave Hoppen (1984)	208
5. Tony Farmer (1991)	197
6. Andre Smith (1980)	189
7. Herschell Turner (1959)	183
8. Tom Russell (1962)	182
Stuart Lantz (1968)	182
10. Chuck Jura (1972)	181

### FREE THROW PERCENTAGE

(MINIMUM 2 ATT. PER TEAM GAME)

	FT-FTA	Pct.
1. Jack Moore (1982)	123-131	.939
2. Jack Moore (1981)	118-128	.922
3. Jack Moore (1980)	184-211	.872
4. David Ponce (1984)	67-77	.870
5. Kent Reckewey (1973)	35-41	.854
6. Tom Baack (1966)	92-108	.852
7. Brian Carr (1986)	79-93	.849
8. Jeff Rekeweg (1988)	74-88	.841
Jamar Johnson (1992)	53-63	.841
10. Clifford Scales (1990)	84-100	.840

### REBOUNDS

1. Chuck Jura (1972)	305
2. Leroy Chalk (1971)	290
3. Rich King (1991)	274
4. Dave Hoppen (1985)	258
5. Leroy Chalk (1969)	257
6. Derrick Chandler (1993)	252
7. Andre Smith (1980)	251
Tony Farmer (1991)	251
9. Herschell Turner (1959)	244
10. Chuck Jura (1971)	243

### REBOUND AVERAGE

(MINIMUM 175 REBOUNDS)

	G	REB	Avg.
1. Chuck Jura (1972)	26	305	11.7
2. Rex Ekwall (1955)	21	241	11.5
3. Bill Johnson (1954)	21	236	11.2
4. Leroy Chalk (1971)	26	290	11.1
5. Rex Ekwall (1956)	21	224	10.7
6. Leroy Chalk (1969)	26	257	9.9
7. Leroy Chalk (1970)	24	235	9.8
Herschell Turner (1959)	25	244	9.8
9. Tom Russell (1961)	24	232	9.7
10. Bill Johnson (1953)	20	188	9.4

### ASSISTS

1. Brian Carr (1985)	237
2. Brian Carr (1986)	201
3. Brian Carr (1987)	166
4. Jack Moore (1980)	145
5. Eric Johnson (1989)	135
Beau Reid (1989)	135
7. Beau Reid (1991)	130
Jamar Johnson (1992)	130
9. David Ponce (1984)	124
10. Allen Holder (1977)	119

### ASSISTS PER GAME

(MINIMUM 100 ASSISTS)

	G	AST	APG
1. Brian Carr (1985)	30	237	7.90
2. Brian Carr (1986)	30	201	6.70
3. Brian Carr (1987)	33	166	5.03
4. Jack Moore (1980)	31	145	4.68
5. Jamar Johnson (1992)	28	130	4.64
6. Clifford Scales (1990)	28	110	4.23
7. Eric Johnson (1989)	32	135	4.22
Beau Reid (1989)	32	135	4.22
9. David Ponce (1984)	30	124	4.13
10. Allen Holder (1977)	29	119	4.10

### STEALS

1. Eric Johnson (1989)	68
2. Brian Carr (1987)	67
3. Clifford Scales (1991)	64
4. Eric Johnson (1988)	60
5. Carl Hayes (1991)	54
6. Jamar Johnson (1993)	52
7. Henry T. Buchanan (1988)	48
8. Erick Strickland (1993)	47
9. Greg Downing (1983)	46
10. Stan Cloudy (1983)	45
Curtis Moore (1985)	45

### BLOCKED SHOTS

1. Derrick Chandler (1992)	91
2. Rich King (1991)	68
3. Derrick Chandler (1993)	53
4. Rich King (1989)	50
5. Rich King (1990)	45
6. Carl McPipe (1979)	30
7. Carl Hayes (1991)	29
8. Lenard Johnson (1982)	23
Bruce Chubick (1992)	23
10. Derrick Vick (1988)	21
Pete Manning (1989)	21
Carl Hayes (1990)	21

### MINUTES PLAYED

1. Dave Hoppen (1985)	1,155
2. Jack Moore (1980)	1,143
3. Andre Smith (1980)	1,141
4. Brian Carr (1985)	1,120
5. Brian Carr (1987)	1,065
6. Brian Carr (1986)	1,063
7. Dave Hoppen (1984)	1,058
8. Stan Cloudy (1983)	1,045
9. Stan Cloudy (1984)	1,021
10. Jack Moore (1982)	1,017

# HUSKER CAREER LEADERS

## POINTS

1. Dave Hoppen (1983-86)	2,167
2. Jerry Fort (1973-76)	1,882
3. Andre Smith (1978-81)	1,717
4. Rich King (1988-91)	1,475
5. Carl McPipe (1976-79)	1,300
6. Tom Baack (1966-68)	1,299
7. Eric Piatkowski (1991-present)	1,288
8. Stuart Lantz (1966-68)	1,269
9. Chuck Jura (1970-72)	1,255
10. Jack Moore (1979-82)	1,204
11. Brian Carr (1984-87)	1,182
12. Brian Banks (1976-79)	1,150
13. Marvin Stewart (1969-71)	1,138
14. Clifford Scales (1988-91)	1,136
Carl Hayes (1990-92)	1,136
16. Herschell Turner (1958-60)	1,056

## SCORING AVERAGE

(MINIMUM 675 POINTS)

	G	PTS	AVG
1. Dave Hoppen (1983-86)	111	2,167	19.5
2. Jerry Fort (1973-76)	105	1,882	17.9
3. Tom Baack (1966-68)	75	1,299	17.3
4. Marvin Stewart (1969-71)	75	1,138	17.2
5. Stuart Lantz (1969-71)	75	1,269	16.9
6. Chuck Jura (1970-72)	77	1,255	16.3
7. Andre Smith (1978-81)	114	1,717	15.1
8. Herschell Turner (1958-60)	72	1,056	14.7
9. Tom Russell (1961-62)	49	712	14.5
10. Albert Maxey (1959-60)	49	677	13.8

## FIELD GOALS MADE

1. Dave Hoppen (1983-86)	804
2. Jerry Fort (1973-76)	777
3. Andre Smith (1978-81)	673
4. Rich King (1988-91)	564
5. Carl McPipe (1976-79)	546
6. Tom Baack (1966-68)	526
7. Chuck Jura (1970-72)	500
8. Stuart Lantz (1966-68)	488
9. Brian Banks (1976-79)	471
10. Eric Piatkowski (1991-present)	450

## FIELD GOALS ATTEMPTED

1. Jerry Fort (1973-76)	1,793
2. Dave Hoppen (1983-86)	1,341
3. Andre Smith (1978-81)	1,148
4. Tom Baack (1966-68)	1,138
5. Carl McPipe (1976-79)	1,126
6. Claude Retherford (1947-49)	1,090
7. Stuart Lantz (1966-68)	1,007
8. Rich King (1988-91)	1,000
9. Eric Piatkowski (1991-present)	980
10. Brian Banks (1976-79)	986

## FIELD GOAL PERCENTAGE

(MINIMUM 400 ATTEMPTS)

	FG-FGA	Pct.
1. Larry Cox (1974-76)	70-432	.625
2. Dave Hoppen (1983-86)	804-1,341	.600
3. Andre Smith (1978-81)	673-1,148	.586

4. Rich King (1988-91)	564-1,000	.564
5. Chuck Jura (1970-72)	500-910	.549
Bernard Day (1985-86)	309-567	.545
7. Pete Manning (1988-89)	242-446	.543
8. R. van Poelgeest (1987-90)	250-472	.530
9. Leroy Chalk (1969-71)	291-555	.524
10. Derrick Vick (1987-88)	261-499	.523

## 3-POINT FIELD GOALS MADE

1. Eric Piatkowski (1991-present)	139
2. Ray Richardson (1989-90)	105
3. Chris Cresswell (1990-92)	103
4. Beau Reid (1988-91)	86
5. Henry T. Buchanan (1987-88)	67
Jamar Johnson (1992-present)	67
7. Brian Carr (1984-87)	58
8. Clifford Scales (1988-91)	45
9. Eric Johnson (1988-89)	37
Carl Hayes (1990-92)	37

## 3-POINT FIELD GOALS ATTEMPTED

1. Eric Piatkowski (1991-present)	392
2. Ray Richardson (1989-90)	278
3. Chris Cresswell (1990-1992)	261
4. Beau Reid (1988-91)	242
5. Jamar Johnson (1992-present)	187
6. Henry T. Buchanan (1987-88)	165
7. Brian Carr (1984-87)	157
8. Carl Hayes (1990-92)	112
9. Clifford Scales (1988-91)	110
10. Eric Johnson (1988-89)	108

## 3-POINT FIELD GOAL PERCENTAGE

(MINIMUM 90 ATTEMPTED)

	3FG	3PA	Pct.
1. Clifford Scales (1988-91)	45	110	.409
2. Henry T. Buchanan (1987-88)	67	165	.406
3. Chris Cresswell (1990-92)	103	261	.395
4. Ray Richardson (1989-90)	105	278	.378
5. Brian Carr (1984-87)	58	157	.369
6. Jamar Johnson (1992-present)	67	187	.358
7. Beau Reid (1988-91)	86	242	.355
Eric Piatkowski (1991-present)	139	392	.355
9. Eric Johnson (1988-89)	37	108	.343
10. Carl Hayes (1990-92)	37	112	.330

## FREE THROWS MADE

1. Dave Hoppen (1983-86)	559
2. Jack Moore (1979-82)	446
3. Andre Smith (1978-81)	371
4. Rich King (1988-91)	345
5. Jerry Fort (1973-76)	328
6. Bob Gratopp (1968-70)	316
7. Herschell Turner (1958-60)	314
8. Stuart Lantz (1966-68)	293
9. Rex Ekwall (1955-57)	288
10. Bill Johnson (1952-54)	286

## FREE THROW ATTEMPTS

1. Dave Hoppen (1983-86)	724
2. Andre Smith (1978-81)	562
3. Rich King (1988-91)	510



4. Jack Moore (1979-82) .....	495
5. Jerry Fort (1973-76) .....	486
6. Bill Johnson (1952-54) .....	484
7. Herschell Turner (1958-60) .....	474
8. Chuck Jura (1970-72) .....	427
9. Bob Gratopp (1968-70) .....	400
10. Stuart Lantz (1966-68) .....	395

### FREE THROW PERCENTAGE

(MINIMUM 200 ATTEMPTS)

	FT-FTA	Pct.
1. Jack Moore (1979-82) .....	446-495	.901
2. Tom Baack (1966-68) .....	247-297	.832
3. Brian Carr (1984-87) .....	230-287	.801
4. Bob Gratopp (1968-70) .....	316-400	.790
5. Dave Hoppen (1983-86) .....	559-724	.772
6. Clifford Scales (1988-91) .....	209-272	.768
7. Tom Scantlebury (1968-70) .....	227-303	.749
8. Tom Russell (1961-62) .....	246-329	.748
9. Marvin Stewart (1969-71) .....	268-359	.747
10. Stuart Lantz (1966-69) .....	293-395	.742
Beau Reid (1988-91) .....	250-337	.742

### REBOUNDS

(SINCE 1952)

1. Leroy Chalk (1969-71) .....	782
2. Dave Hoppen (1983-86) .....	773
3. Rich King (1988-91) .....	761
4. Andre Smith (1978-81) .....	753
5. Chuck Jura (1970-72) .....	740
6. Carl McPipe (1976-79) .....	723
7. Rex Ekwall (1955-57) .....	679
8. Bob Siegel (1974-77) .....	632
9. Herschell Turner (1958-60) .....	626
10. Stuart Lantz (1966-68) .....	571

### REBOUND AVERAGE

(MINIMUM 400 REBOUNDS)

	G	REB	AVG
1. Rex Ekwall (1955-57) .....	65	679	10.4
2. Leroy Chalk (1969-71) .....	76	782	10.3
3. Chuck Jura (1970-72) .....	77	740	9.6
4. Bill Johnson (1952-54) .....	65	569	9.5
5. Tom Russell (1961-62) .....	49	432	8.8
6. Herschell Turner (1958-60) .....	72	626	8.7
7. Derrick Chandler (1992-93) .....	60	490	8.2
8. Stuart Lantz (1966-68) .....	75	571	7.6
9. Albert Maxey (1959-60) .....	49	351	7.2
Don Smidt (1956-58) .....	68	488	7.2

### ASSISTS

(SINCE 1974)

1. Brian Carr (1984-87) .....	682
2. Jack Moore (1979-82) .....	382
3. Clifford Scales (1988-91) .....	354
4. Beau Reid (1988-91) .....	344
5. Brian Banks (1976-79) .....	298
6. Eric Johnson (1988-89) .....	247
7. Eric Piatkowski (1991-present) .....	240
8. Jamar Johnson (1992-present) .....	232
9. Rich King (1988-91) .....	223
10. Mike Naderer (1978-81) .....	214

### STEALS

(SINCE 1978)

1. Clifford Scales (1988-91) .....	177
2. Brian Carr (1984-87) .....	159
3. Jack Moore (1979-82) .....	128
Eric Johnson (1988-89) .....	128
5. Carl Hayes (1990-92) .....	125
6. Greg Downing (1980-83) .....	118
7. Andre Smith (1978-81) .....	92
8. Ray Collins (1979-82) .....	90
9. Jamar Johnson (1992-present) .....	88
10. Henry T. Buchanan (1987-88) .....	87

### BLOCKED SHOTS

(SINCE 1978)

1. Rich King (1988-91) .....	183
2. Derrick Chandler (1992-1993) .....	144
3. Carl Hayes (1990-92) .....	70
4. Andre Smith (1978-81) .....	61
5. Dave Hoppen (1983-86) .....	55
6. Greg Downing (1980-83) .....	54
7. Carl McPipe (1978-79) .....	47
8. Bruce Chubick (1991-present) .....	46
9. Eric Piatkowski (1991-present) .....	44
10. Derrick Vick (1987-88) .....	40

### GAMES PLAYED

1. Rich King (1988-91) .....	124
2. Clifford Scales (1988-91) .....	123
Brian Carr (1984-87) .....	123
4. Greg Downing (1980-83) .....	117
Dapreis Owens (1989-92) .....	117
6. Andre Smith (1978-81) .....	114
7. Mike Naderer (1978-81) .....	113
8. Dave Hoppen (1983-86) .....	111
9. Brian Banks (1976-79) .....	110
10. Richard van Poelgeest (1987-90) .....	108

### GAMES STARTED

(SINCE 1973)

1. Dave Hoppen (1983-86) .....	111
2. Jerry Fort (1973-76) .....	97
3. Brian Carr (1984-87) .....	93
4. Clifford Scales (1988-91) .....	92
5. Mike Naderer (1978-81) .....	87
6. Andre Smith (1978-81) .....	86
7. Carl McPipe (1976-79) .....	85
8. Jack Moore (1979-82) .....	84
9. Brian Banks (1976-79) .....	83
10. Bob Siegel (1974-77) .....	79

### MINUTES PLAYED

(SINCE 1979)

1. Brian Carr (1984-87) .....	3,739
2. Dave Hoppen (1983-86) .....	3,711
3. Jack Moore (1979-82) .....	3,372
4. Clifford Scales (1988-91) .....	3,316
5. Rich King (1988-91) .....	2,928
6. Andre Smith (1979-81) .....	2,901
7. Greg Downing (1980-83) .....	2,753
8. Beau Reid (1988-91) .....	2,495
9. Eric Piatkowski (1991-present) .....	2,446
10. Carl Hayes (1990-92) .....	2,303

# NEBRASKA TEAM SEASON BESTS

## VICTORIES

1.	1991	26
2.	1920	22
	1978	22
	1983	22
5.	1987	21
6.	1966	20
	1993	20
8.	1976	19
	1986	19
	1992	19

## WINNING PERCENTAGE

1.	1912	.933 (22-2)
2.	1916	.929 (13-1)
3.	1920	.917 (22-2)
4.	1913	.895 (17-2)
5.	1906	.857 (12-2)
6.	1914	.833 (15-3)
	1921	.833 (15-3)
8.	1966	.800 (20-5)
9.	1991	.765 (26-8)
10.	1978	.733 (22-8)

## LOSSES

1.	1963	19
2.	1964	18
	1988	18
	1990	18
5.	1932	17
	1945	17
	1952	17
	1960	17
	1973	17
10.	1956	16
	1962	16
	1989	16

## GAMES PLAYED

1.	1991	34
2.	1987	33
	1989	33
4.	1983	32
5.	1980	31
	1988	31
	1993	31
8.	1978	30
	1984	30
	1985	30
	1986	30

## POINTS SCORED

1.	1991	2,977
2.	1989	2,535
3.	1993	2,497
4.	1987	2,472
5.	1992	2,334
6.	1990	2,259
7.	1988	2,208
8.	1983	2,188
9.	1985	2,155
10.	1980	2,131

## SCORING AVERAGE

1.	1991	87.6
2.	1990	80.7

3.	1992	80.5
4.	1993	80.5
5.	1967	78.9
6.	1968	78.2
7.	1966	77.2
8.	1989	76.8
9.	1987	74.9
10.	1971	73.4
	1969	73.4

## FIELD GOALS MADE

1.	1991	1,081
2.	1989	936
3.	1993	908
4.	1987	904
5.	1985	873
6.	1983	855
7.	1992	842
8.	1986	835
9.	1988	832
10.	1990	829
	1978	829

## FIELD GOALS ATTEMPTED

1.	1991	2,185
2.	1989	1,991
3.	1993	1,975
4.	1987	1,933
5.	1992	1,826
6.	1990	1,759
7.	1967	1,749
8.	1988	1,737
9.	1974	1,730
10.	1948	1,719

## FIELD GOAL PERCENTAGE

1.	1984	.514
2.	1983	.513
3.	1985	.512
4.	1986	.511
5.	1980	.508
6.	1971	.505
7.	1991	.495
8.	1981	.490
9.	1978	.489
10.	1972	.486

## 3-POINT FIELD GOALS MADE

1.	1992	183
2.	1993	158
3.	1991	125
4.	1989	122
5.	1987	120
6.	1990	106
7.	1988	88

## 3-POINT FIELD GOALS ATTEMPTED

1.	1992	489
2.	1993	468
3.	1991	358
4.	1989	335
5.	1987	325
6.	1990	306
7.	1988	246

**3-POINT FIELD GOAL PERCENTAGE**

1. 1992	374
2. 1987	369
3. 1989	364
4. 1988	358
5. 1990	351
6. 1991	349
7. 1993	338

**FREE THROWS MADE**

1. 1991	690
2. 1987	544
3. 1989	541
4. 1969	527
5. 1993	523
6. 1953	510
7. 1980	507
8. 1969	504
9. 1990	495
10. 1983	478

**FREE THROWS ATTEMPTED**

1. 1991	981
2. 1989	808
3. 1953	795
4. 1987	778
5. 1954	772
6. 1993	765
7. 1992	739
8. 1969	739
9. 1965	724
10. 1956	715

**FREE THROW PERCENTAGE**

1. 1968	.756
2. 1981	.750
3. 1980	.749
4. 1986	.743
5. 1982	.741
6. 1967	.727
7. 1976	.724
8. 1985	.720
9. 1988	.718
10. 1969	.713

**REBOUNDS**

1. 1991	1,454
2. 1992	1,305
3. 1989	1,292
4. 1993	1,283
5. 1960	1,170
6. 1961	1,162
7. 1962	1,128
8. 1959	1,122
9. 1974	1,121
10. 1963	1,101

**REBOUND AVERAGE**

1. 1960	48.8
1961	48.8
3. 1962	45.1
4. 1992	45.0
5. 1959	44.9
6. 1963	44.0
7. 1974	43.4
8. 1991	42.8
9. 1964	42.5
10. 1966	42.4

**REBOUND MARGIN**

1. 1991	+6.6
2. 1992	+6.4
3. 1965	+4.3
4. 1993	+3.5
5. 1962	+3.0

**REBOUND PERCENTAGE**

1. 1992	543
2. 1991	542
3. 1953	529
4. 1965	527
5. 1993	523

**ASSISTS***(SINCE 1974)*

1. 1991	696
2. 1985	615
3. 1989	592
4. 1986	558
5. 1983	555
6. 1993	540
1992	540
8. 1990	531
9. 1988	498
1984	498

**FEWEST TURNOVERS***(SINCE 1977)*

1. 1982	302
2. 1981	318
3. 1985	339
4. 1986	341
5. 1979	364

**MOST TURNOVERS***(SINCE 1977)*

1. 1991	610
2. 1989	580
3. 1988	575
4. 1992	540
5. 1993	540

**BLOCKED SHOTS***(SINCE 1978)*

1. 1992	169
2. 1991	165
3. 1993	131
4. 1990	100
5. 1989	97
6. 1988	75
7. 1981	71
8. 1979	70
9. 1983	65
10. 1978	62

**STEALS***(SINCE 1978)*

1. 1991	315
2. 1988	274
3. 1993	262
4. 1987	257
5. 1983	244
6. 1989	239
7. 1980	187
8. 1981	179
9. 1985	178
10. 1982	175



# CORNHUSKER SEASON DEFENSIVE RECORDS

## FEWEST POINTS ALLOWED

1. 1950 .....	1,233
2. 1949 .....	1,322
3. 1951 .....	1,345
4. 1948 .....	1,356
5. 1953 .....	1,432
6. 1958 .....	1,478
7. 1959 .....	1,504
8. 1955 .....	1,508
9. 1960 .....	1,516
10. 1957 .....	1,519

## FEWEST POINTS ALLOWED PER GAME

1. 1949 .....	50.8
2. 1950 .....	53.6
3. 1982 .....	55.3
4. 1948 .....	56.5
5. 1951 .....	58.5
6. 1959 .....	60.2
7. 1983 .....	60.9
8. 1977 .....	61.1
9. 1984 .....	61.6
10. 1981 .....	62.0

## FEWEST POINTS ALLOWED, GAME

- 32 vs. South Dakota, Dec. 3, 1949 (NU 61).
- 34 vs. Kansas, Jan. 8, 1949 (52).
- 38 vs. South Dakota, Dec. 16, 1947 (65).  
38 vs. Santa Clara, Dec. 12, 1950 (53).  
38 vs. Kansas, Feb. 11, 1961 (33).
- 39 at San Jose State, Dec. 29, 1947 (38).  
39 vs. Northwest Missouri State, Dec. 1, 1948 (59).  
39 at Kansas, Feb. 11, 1961 (33).  
39 vs. Northwest Missouri State, Dec. 8, 1949 (58).  
39 vs. Northwest Missouri State, Dec. 4, 1950 (61).  
39 vs. Air Force, Dec. 8, 1962 (43).

## MOST POINTS ALLOWED

1. 1991 .....	2,977
2. 1988 .....	2,578
3. 1987 .....	2,454
4. 1990 .....	2,410
5. 1993 .....	2,346

## MOST POINTS ALLOWED PER GAME

1. 1990 .....	86.1
2. 1991 .....	78.2
3. 1989 .....	78.1
4. 1967 .....	77.6
5. 1992 .....	76.4

## 100-POINT GAMES AGAINST NU

- 133 at Oklahoma, Feb. 21, 1987 (NU 97).
- 119 by Marshall, March 13, 1967 (88, NIT).
- 114 at Kansas State, Jan. 10, 1987 (82).  
114 at Iowa State, Jan. 28, 1988 (76).
- 113 at Oklahoma, March 5, 1988 (93).  
**113 by Oklahoma, March 8, 1991 (117, B8T, OT).**
- 112 at Houston, Dec. 12, 1969 (82).
- \*111 by Missouri, Jan. 13, 1990 (95).
- 110 at Kansas, Feb. 26, 1966 (73).

- 109 at California-Irvine, Nov. 28, 1986 (101).  
109 by Southwestern Louisiana, Dec. 29, 1992 (80).
- 108 at Kansas State, March 10, 1953 (80).
- 107 at Missouri, Feb. 10, 1990 (85).  
107 by Oklahoma, March 13, 1992 (85, B8T).  
106 at Oklahoma, March 7, 1992 (97).
- 105 at Oklahoma, Jan. 31, 1990 (64).
- 103 at Ohio State, Dec. 14, 1988 (76).  
103 at Oklahoma, March 4, 1989 (76).  
103 vs. Oklahoma State, Feb. 14, 1990 (84).  
103 at Kansas, Jan. 25, 1992 (78).
- 102 at Kansas, Feb. 8, 1958 (46).  
102 at Wyoming, Dec. 7, 1966 (98).  
102 at Oklahoma, Jan. 14, 1993 (89).
- 101 at Iowa State, Feb. 24, 1990 (85).  
**101 at Southern Utah, Nov. 30, 1992 (106).**  
101 at Michigan State, Dec. 4, 1991 (78).
- 100 by Kansas State, Dec. 26, 1963 (78).  
100 at Kansas, Feb. 17, 1970 (87).  
**100 vs. Pepperdine, Dec. 2, 1989 (104).**

**Note:** Nebraska is 3-26 when allowing 100 or more points (wins indicated in bold).

\*Most points scored against NU in Lincoln.

## 100-POINT HUSKER OUTINGS

- 117 vs. Oklahoma (113), March 8, 1991 (B8T, OT).  
117 vs. Harvard (79), Dec. 1, 1989.
- 116 vs. Nevada-Reno (71), Dec. 14, 1970.  
116 vs. Texas-Arlington (95), Dec. 21, 1992.
- 113 vs. Tennessee Tech (92), Dec. 14, 1990.  
113 vs. Augustana, S.D. (69), Nov. 26, 1983.
- 111 vs. Fullerton State (74), Dec. 4, 1967.  
111 at Oklahoma (99), Jan. 26, 1991.
- 110 vs. Oklahoma (90), Jan. 27, 1968.
- 108 vs. Colgate (76), Dec. 4, 1992.
- 107 vs. St. Louis (79), Nov. 23, 1990.
- 106 at Southern Utah (101), Nov. 30, 1991.
- 105 vs. Eastern Washington (71), Jan. 14, 1984.  
105 vs. Northwest Missouri State (64), Jan. 5, 1987.  
105 vs. Toledo (68), Dec. 8, 1990.  
105 vs. Oklahoma (93), Feb. 16, 1991.
- 104 vs. Montana State (60), Dec. 23, 1978.  
104 vs. Pepperdine (100), Dec. 2, 1989.
- 102 vs. Eastern Washington (67), Dec. 21, 1991.
- 101 at Wisconsin (88), Dec. 1, 1965.  
101 vs. South Dakota (69), Dec. 1, 1984.  
\*101 at California-Irvine (109), Nov. 28, 1986.
- 100 vs. Washington State (75), Dec. 12, 1966.  
100 vs. South Dakota State (83), Nov. 30, 1979.  
100 vs. Illinois (73), Nov. 24, 1990.  
100 vs. Creighton (83), Dec. 10, 1992.  
100 vs. Southern Utah (85), Jan. 5, 1993.

**Note:** Nebraska is 26-1 when it has scored 100 or more points.

\*Most points scored in loss.

## FEWEST POINTS SCORED BY NU, GAME

- 28 at Kansas State (53), March 1, 1949.
- 33 vs. Kansas (38), Feb. 11, 1961.
- 34 vs. Kansas State (48), Dec. 27, 1948.
- 35 vs. Oklahoma State (52), March 16, 1949.
- 36 at Kansas (49), Feb. 11, 1950.  
36 at Kansas State (71), Jan. 12, 1952.

7. 38 at San Jose State (39), Dec. 29, 1947.
8. 39 at Oklahoma (66), Feb. 10, 1958.  
39 at Oklahoma State (54), Feb. 7, 1959.  
39 vs. Kansas (45), Feb. 23, 1963.  
39 vs. Kansas State (41), March 7, 1984.

==== ***MOST POINTS SCORED BY BOTH TEAMS*** ====

1. 230 Oklahoma 133, Nebraska 97, at Norman, Okla., Feb. 21, 1987.  
230 Nebraska 117, Oklahoma 113, at Kansas City, Mo. March 8, 1991 (B8T, OT).
3. 211 Nebraska 116, Texas-Arlington 95, at Lincoln, Neb., Dec. 21, 1992.
4. 210 Nebraska 111, Oklahoma 99, at Norman, Okla., Jan. 26, 1991.  
210 California-Irvine 109, Nebraska 101, at Irvine, Calif., Nov. 28, 1986.
6. 207 Marshall 119, Nebraska 88, at New York City, March 13, 1967 (NIT).  
207 Nebraska 106, Southern Utah 101, at Cedar City, Utah, Nov. 30, 1991.
8. 206 Oklahoma 113, Nebraska 93, at Norman, Okla., March 5, 1988.  
206 Missouri 111, Nebraska 95, at Lincoln, Neb., Jan. 13, 1990.
10. 205 Nebraska 113, Tennessee Tech 92, at Lincoln, Neb., Dec. 14, 1990.


==== ***FEWEST POINTS SCORED BY BOTH TEAMS*** ====

1. 71 Kansas 38, Nebraska 33, at Lincoln, Neb., Feb. 11, 1961.
2. 77 San Jose St. 39, Nebraska 38, at San Jose, Calif., Dec. 29, 1947.
3. 80 Kansas State 41, Nebraska 39, at Lincoln, Neb., March 7, 1984 (B8T).
4. 81 Kansas State 53, Nebraska 28, at Manhattan, Kan., March 1, 1949.
5. 82 Kansas State 48, Nebraska 34, at Kansas City, Mo., Dec. 27, 1948 (Big Seven Holiday Tournament).  
82 Nebraska 43, Air Force 39, at Lincoln, Neb., Dec. 8, 1962.
7. 84 Nebraska 43, Kansas 41, at Lincoln, Neb., Feb. 22, 1958.  
84 Kansas 45, Nebraska 39, at Lincoln, Neb., Feb. 23, 1963.
9. 85 Nebraska 44, Iowa State 41, at Ames, Iowa, Feb. 19, 1949.  
85 Kansas 49, Nebraska 36, at Lawrence, Kan., Feb. 11, 1950.

==== ***NEBRASKA ASSISTANT COACHES*** ====  
(1926-93)

Amen, Paul, 1940-41  
 Armstrong, Charles, 1938, 1942-43  
 Baack, Tom, 1978-86  
**Bargen, Gary, 1987-present**  
 Carter, Tim, 1984  
 Cipriano, Randy, 1982-86  
 Farley, Doug, 1985-86  
 Fisher, Morris, 1935-37  
 Gates, Bob, 1964-66  
 Hammond, John, 1981  
 Harshman, Dave, 1978  
 Harrell, Bill, 1968-69  
 Hughes, Rex, 1970-72  
 Iba, Moe, 1971-80  
 Lewandowski, A.J., 1938-40  
 Mitchem, Lynn, 1987-92  
 Porter, Lonnie, 1973-1977  
 Potter, Glenn, 1964-70  
 Reid, Arden, 1987-1989  
 Sharpe, Tony, 1947-63  
**Smith, Jeff, 1990-present**  
 Spoonhour, Charlie, 1982-83  
 Stevens, Ed, 1967  
 Stewart, Ron, 1980  
**Williams, Jimmy, 1993-present**  
 Whitehead, Milton "Bus", 1955

**Note:** Active coaches in bold.



*Jerry Fort was the first player in Nebraska history to earn first-team All-Big Eight honors in three-straight seasons.*

# HUSKERS' ANNUAL STATISTICAL LEADERS, 1947-93

## POINTS SCORED

Year	Leader	G	Pts.	PPG
1993	Eric Piatkowski	30	502	16.7
1992	Eric Piatkowski	29	414	14.3
1991	Rich King	34	526	15.5
1990	Rich King	28	450	16.1
1989	Beau Reid	32	382	11.9
1988	Derrick Vick	31	348	11.2
1987	Bernard Day	33	410	12.4
1986	Dave Hoppen	19	420	22.1
1985	Dave Hoppen	30	704	23.5
1984	Dave Hoppen	30	598	19.9
1983	Dave Hoppen	32	445	13.9
1982	Jack Moore	27	343	12.7
1981	Andre Smith	26	475	18.3
1980	Andre Smith	31	600	19.4
1979	Andre Smith	27	364	13.5
1978	Carl McPipe	29	445	15.3
1977	Carl McPipe	29	440	15.2
1976	Jerry Fort	27	513	19.0
1975	Jerry Fort	26	525	20.2
1974	Jerry Fort	26	468	18.0
1973	Jerry Fort	26	376	14.5
1972	Chuck Jura	26	551	21.2
1971	Marvin Stewart	26	556	21.4
1970	Tom Scantlebury	25	361	14.4
1969	Marvin Stewart	26	381	14.6
1968	Stuart Lantz	25	482	19.3
1967	Stuart Lantz	25	481	19.2
1966	Tom Baack	25	386	15.4
1965	Fred Hare	25	380	15.2
1964	Charlie Jones	25	322	12.9
1963	Daryl Petsch	25	369	14.8
1962	Tom Russell	25	412	16.5
1961	Tom Russell	24	300	12.5
1960	Herschell Turner	24	382	15.9
1959	Herschell Turner	25	428	17.1
1958	Wilson Fitzpatrick	23	264	11.5
	Gary Reimers	23	264	11.5
1957	Rex Ekwall	23	307	13.3
1956	Rex Ekwall	21	312	14.9
1955	Willard Fagler	21	285	13.6
1954	Bill Johnson	21	382	18.2
1953	Bill Johnson	20	277	13.9
1952	Jim Buchanan	24	400	16.7
1951	Bob Pierce	23	384	16.7
1950	Bus Whitehead	23	360	15.7
1949	Claude Retherford	26	311	12.0
1948	Claude Retherford	24	259	10.8

## FIELD GOAL PERCENTAGE

Year	Leader*	G	FG-FGA	Pct.
1993	Bruce Chubick	31	90-173	.520
1992	Dapreis Owens	29	116-213	.545
1991	Rich King	34	202-352	.574
1990	Rich King	28	170-305	.557
1989	Richard van Poelgeest	29	103-177	.582
1988	Pete Manning	31	111-188	.590
1987	Derrick Vick	32	131-240	.546
1986	Bernard Day	30	158-280	.564
1985	Dave Hoppen	30	270-418	.646
1984	Dave Hoppen	30	220-367	.599
1983	Greg Downing	31	101-174	.580
1982	Ray Collins	28	111-221	.502
1981	Andre Smith	26	185-314	.589
1980	Andre Smith	31	237-388	.611
1979	Andre Smith	27	146-256	.570
1978	Andre Smith	27	105-190	.553
1977	Carl McPipe	29	183-376	.487
1976	Larry Cox	27	133-198	.672
1975	Larry Cox	26	72-151	.589

1974	Tom Novak	22	62-140	.443
1973	Brendy Lee	26	88-192	.458
1972	Chuck Jura	26	111-181	.613
1971	Chuck Jura	26	181-306	.592
1970	Sam Martin	22	58-116	.500
1969	Leroy Chalk	26	98-182	.538
1968	Stuart Lantz	25	173-349	.496
1967	Stuart Lantz	25	190-368	.516
1966	Grant Simmons	25	131-267	.491
1965	Willie Campbell	18	47-111	.423
1964	Charlie Jones	25	143-320	.447
1963	Ivan Grupe	25	100-210	.476
1962	Tom Russell	25	136-243	.560
1961	Tom Russell	24	97-201	.483
1960	Herschell Turner	24	143-326	.439
1959	Wayne Hester	25	68-147	.463
1958	Gary Reimers	23	84-203	.414
1957	Gary Reimers	23	106-229	.463
1956	Rex Ekwall	21	102-237	.430
1955	Rex Ekwall	21	88-194	.454
1954	Bill Johnson	21	130-301	.432
1953	Bill Johnson	20	80-199	.422
1952	Jim Buchanan	24	173-484	.357
1951	Bob Pierce	23	131-327	.401
1950	Jim Buchanan	23	58-159	.365
1949	Bus Whitehead	26	99-284	.349
1948	Rodney Cox	24	62-180	.344

\*Minimum of 5 att. per game while playing in 75% of team's games.

## REBOUNDS

Year	Leader	G	Reb.	RPG
1993	Derrick Chandler	31	252	8.1
1992	Derrick Chandler	29	238	8.2
1991	Rich King	34	274	8.1
1990	Rich King	28	208	7.4
1989	Pete Manning	33	201	6.1
1988	Derrick Vick	31	162	5.2
1987	Bill Jackman	33	213	6.5
1986	Bernard Day	30	198	6.6
1985	Dave Hoppen	30	258	8.6
1984	Dave Hoppen	30	207	6.9
1983	Claude Renfro	32	175	5.5
1982	Jerry Shoecraft	28	122	4.4
1981	Andre Smith	26	172	6.6
1980	Andre Smith	31	251	8.1
1979	Carl McPipe	26	196	7.5
1978	Carl McPipe	29	228	7.9
1977	Carl McPipe	29	241	8.3
1976	Larry Cox	27	166	6.1
1975	Bob Siegel	26	227	8.7
1974	Brendy Lee	26	197	7.6
1973	Brendy Lee	26	185	7.1
1972	Chuck Jura	26	305	11.7
1971	Leroy Chalk	26	290	11.2
1970	Leroy Chalk	24	235	9.4
1969	Leroy Chalk	26	257	9.9
1968	Stuart Lantz	25	179	7.2
1967	Stuart Lantz	25	193	7.7
1966	Stuart Lantz	25	199	8.0
1965	Fred Hare	25	185	7.4
1964	Charlie Jones	25	171	6.8
1963	Charlie Jones	25	204	8.2
1962	Tom Russell	25	200	8.0
1961	Tom Russell	24	232	9.7
1960	Herschell Turner	24	193	8.0
1959	Herschell Turner	25	244	9.8
1958	Herschell Turner	23	189	8.2
1957	Rex Ekwall	23	214	9.3
1956	Rex Ekwall	21	224	10.7
1955	Rex Ekwall	21	241	11.5
1954	Bill Johnson	21	236	11.2



1953	Bill Johnson	20	188	9.4
1952	Bill Johnson	19*	145	7.6

\*Rebounding statistics missing for five games in 1952, and not available for seasons prior to 1952.

### FREE THROW PERCENTAGE

Year	Leader*	G	FT-FTA	Pct.
1993	Eric Piatkowski	30	98-129	.760
1992	Jamar Johnson	28	53-63	.841
1991	Eric Piatkowski	34	72-86	.837
1990	Clifford Scales	26	84-100	.840
1989	Eric Johnson	32	94-121	.777
1988	Jeff Rekeweg	31	74-88	.841
1987	Brian Carr	33	84-104	.808
1986	Brian Carr	30	79-93	.849
1985	Dave Hoppen	30	164-210	.781
1984	David Ponce	30	67-77	.870
1983	David Ponce	30	85-106	.802
1982	Jack Moore	27	123-131	.939
1981	Jack Moore	27	118-128	.922
1980	Jack Moore	31	184-211	.872
1979	Andre Smith	27	72-110	.655
1978	Brian Banks	30	73-103	.709
1977	Carl McPipe	29	74-108	.685
1976	Larry Cox	27	92-124	.742
1975	Larry Cox	26	78-104	.750
1974	Bob Siegel	26	42-56	.750
1973	Ricky Marsh	26	43-56	.768
1972	Kent Reckewey	19	35-41	.854
1971	Tony Riehl	26	44-58	.759
1970	Leroy Chalk	26	52-63	.825
1969	Tom Scantlebury	25	81-104	.779
1968	Bob Gratopp	26	141-178	.792
1967	Tom Baack	25	82-99	.828
1966	Tom Baack	25	73-90	.811
1965	Tom Baack	25	92-108	.852
1964	Grant Simmons	25	82-121	.678
1963	Coley Webb	24	56-88	.636
1962	Ivan Grupe	25	66-90	.733
1961	Tom Russell	25	140-182	.769
1960	Jim Kowalke	18	46-62	.742
1959	Jan Wall	24	46-62	.742
1958	Jan Wall	18	31-39	.795
1957	Herschell Turner	25	136-183	.743
1956	Gary Reimers	23	96-123	.780
1955	Rex Ekwall	23	95-127	.748
1954	Rex Ekwall	21	108-151	.715
1953	Gary Renzelman	21	53-68	.779
1952	Fred Seger	21	90-139	.647
1951	Gerald Sandbulte	18	35-47	.745
1950	Joe Good	22	52-75	.693
1949	Bob Pierce	23	122-158	.772
1948	Bob Gates	23	37-49	.755
1947	Bus Whitehead	26	75-108	.694
1946	Rodney Cox	24	38-57	.667

\*Minimum of 2 att. per game while playing in 75% of team's games.

### 3-POINT PERCENTAGE

Year	Leader*	G	3FG-Att.	Pct.
1993	Eric Piatkowski	30	48-129	.372
1992	Jamar Johnson	28	39-95	.411
1991	Clifford Scales	34	26-57	.456
1990	Chris Cresswell	26	37-97	.381
1989	Ray Richardson	32	57-145	.393
1988	Beau Reid	28	26-67	.388
1987	Henry T. Buchanan	33	28-62	.452

\*Minimum of 1.5 att. per game while playing in 75% of team's games.

### ASSISTS

Year	Leader	G	No.	Avg.
1993	Jamar Johnson	28	102	3.3
1992	Jamar Johnson	28	130	4.6
1991	Beau Reid	34	130	3.8
1990	Clifford Scales	26	110	4.2

1989	Eric Johnson/Beau Reid	32	135	4.2
1988	Eric Johnson	31	112	3.6
1987	Brian Carr	33	166	5.0
1986	Brian Carr	30	201	6.7
1985	Brian Carr	30	237	7.9
1984	David Ponce	30	124	4.1
1983	Stan Cloudy	28	106	3.3
1982	Jack Moore	27	109	4.0
1981	Jack Moore	27	108	4.0
1980	Jack Moore	31	145	4.7
1979	Bob Moore	27	81	3.0
1978	Brian Banks	30	96	3.2
1977	Allen Holder	29	119	4.1
1976	Jerry Fort	27	85	3.1
1975	Steve Erwin	26	85	3.3
1974	Ricky Marsh	26	77	3.0

### BLOCKED SHOTS

Year	Leader	G	No.	Avg.
1993	Derrick Chandler	31	53	1.7
1992	Derrick Chandler	29	91	3.1
1991	Rich King	34	68	2.0
1990	Rich King	28	45	1.6
1989	Rich King	33	50	1.5
1988	Derrick Vick	31	21	0.7
1987	Derrick Vick	32	19	0.6
1986	Dave Hoppen	19	11	0.6
1985	Ronnie Smith	29	13	0.4
	Dave Hoppen	30	13	0.4
1984	Dave Hoppen	30	12	0.4
1983	Dave Hoppen	32	19	0.6
1982	Lenard Johnson	27	23	0.9
1981	Andre Smith	26	20	0.8
1980	Greg Downing	31	15	0.5
1979	Carl McPipe	26	30	1.2
1978	Terry Novak	30	18	0.6

### STEALS

Year	Leader	G	No.	Avg.
1993	Jamar Johnson	31	52	1.7
1992	Jamar Johnson	28	36	1.3
1991	Clifford Scales	34	64	1.9
1990	Clifford Scales	26	44	1.7
1989	Eric Johnson	32	68	2.1
1988	Eric Johnson	31	60	1.9
1987	Brian Carr	33	67	2.0
1986	Brian Carr	30	31	1.0
1985	Curtis Moore	30	45	1.5
1984	David Ponce	30	36	1.2
1983	Greg Downing	31	46	1.5
1982	Ray Collins	28	38	1.4
1981	Jack Moore	27	36	1.3
1980	Jack Moore	31	42	1.4
1979	Brian Banks	24	34	1.4
1978	Brian Banks	30	36	1.2

### MINUTES PLAYED

Year	Leader	G	Min.	Avg.
1993	Eric Piatkowski	30	892	29.7
1992	Eric Piatkowski	29	873	30.1
1991	Clifford Scales	34	982	28.9
1990	Clifford Scales	26	824	31.7
1989	Eric Johnson	32	996	31.1
1988	Eric Johnson	31	889	28.7
1987	Brian Carr	33	1,065	32.3
1986	Brian Carr	30	1,063	35.4
1985	Dave Hoppen	30	1,155	38.5
1984	Dave Hoppen	30	1,058	35.3
1983	Stan Cloudy	32	1,021	31.9
1982	Jack Moore	27	1,017	37.7
1981	Jack Moore	27	984	36.4
1980	Jack Moore	31	1,143	36.9
1979	Bob Moore	27	868	32.1

# NEBRASKA YEAR-BY-YEAR STATISTICS

<u>Season</u>	<u>Won-Lost</u>	<u>FG-FGA</u>	<u>Pct.</u>	<u>FT-FTA</u>	<u>Pct.</u>	<u>Reb.-Avg.</u>	<u>Pts.-Avg.</u>
1948	11-13	494-1,717	.288	356-613	.581	*	1,344-56.0
1949	16-10	504-1,719	.293	351-595	.590	*	1,359-52.3
1950	16-7	490-1,506	.325	369-598	.617	*	1,349-58.7
1951	9-14	440-1,283	.343	329-447	.662	*	1,209-52.6
1952	7-17	569-1,661	.343	357-603	.592	888-37.0	1,495-62.3
1953	9-11	444-1,252	.355	510-795	.642	835-41.8	1,398-69.9
1954	8-13	503-1,336	.376	463-772	.600	747-35.6	1,469-70.0
1955	9-12	506-1,288	.393	474-681	.696	882-42.0	1,486-70.8
1956	7-16	490-1,421	.345	452-715	.632	770-33.5	1,432-62.3
1957	11-12	487-1,301	.374	446-667	.669	905-39.3	1,420-61.7
1958	10-13	470-1,255	.375	387-637	.608	892-38.8	1,327-57.7
1959	12-13	531-1,422	.373	402-619	.649	1,122-44.9	1,464-58.6
1960	7-17	561-1,559	.360	370-573	.646	1,170-48.8	1,492-62.7
1961	10-14	554-1,447	.383	437-651	.671	1,162-48.4	1,545-64.4
1962	9-16	575-1,470	.391	389-592	.657	1,128-45.1	1,539-61.6
1963	6-19	573-1,502	.381	341-554	.616	1,101-44.0	1,487-59.5
1964	8-17	645-1,676	.385	289-521	.555	1,063-42.5	1,579-63.2
1965	10-15	635-1,611	.394	436-724	.602	1,053-42.1	1,706-68.2
1966	20-5	739-1,708	.433	450-650	.692	1,061-42.4	1,928-77.2
1967	16-9	784-1,749	.448	424-583	.727	1,032-41.3	1,992-78.9
1968	15-10	725-1,612	.450	504-659	.765 (3)	835-33.4	1,954-78.2
1969	12-14	690-1,587	.435	527-739	.713	908-34.9	1,908-73.4
1970	16-9	696-1,527	.455	421-620	.679	899-36.0	1,813-72.5
1971	18-8	753-1,490	.505 (6)	402-574	.700	890-34.2	1,908-73.4
1972	14-12	734-1,509	.486	367-579	.634	1,022-39.3	1,835-70.6
1973	9-17	704-1,647	.427	244-380	.642	972-37.4	1,652-63.5
1974	14-12	725-1,730	.419	291-443	.657	1,121-43.1	1,741-67.0
1975	14-12	741-1,679	.441	317-485	.654	1,032-39.7	1,799-69.2
1976	19-8	715-1,637	.465	385-532	.724	890-33.0	1,815-67.2
1977	15-14	732-1,638	.447	350-541	.647	1,010-34.8	1,814-62.6
1978	22-8	829-1,696	.489	374-551	.679	963-32.1	2,032-67.7
1979	14-13	720-1,555	.463	289-438	.660	882-32.7	1,729-64.0
1980	18-13	812-1,600	.508	507-677	.749 (15)	809-26.1	2,131-68.7
1981	15-12	666-1,360	.490	380-507	.750 (11)	737-27.3	1,712-63.4
1982	16-12	679-1,441	.471	409-552	.741 (11)	777-27.8	1,767-63.1
1983	22-10	855-1,667	.513	478-696	.687	979-30.6	2,188-68.4
1984	18-12	786-1,529	.514	376-534	.704	846-28.2	1,948-64.9
1985	16-14	873-1,706	.512	409-568	.720	913-30.4	2,155-71.8
1986	19-11	835-1,635	.511	455-612	.743	902-30.1	2,125-70.8

<u>Season</u>	<u>W-L</u>	<u>FG-FGA</u>	<u>Pct.</u>	<u>3FG-Att.</u>	<u>Pct.</u>	<u>FT-FTA</u>	<u>Pct.</u>	<u>Reb.-Avg.</u>	<u>Pts.-Avg.</u>
1987	21-12	904-1,933	.468	120-325	.369	544-778	.699	1,119-33.9	2,472-74.9
1988	13-18	832-1,737	.479	88-246	.358	456-636	.718	1,016-32.8	2,208-71.2
1989	17-16	936-1,991	.470	122-335	.364	541-808	.670	1,292-39.2	2,535-76.8
1990	10-18	829-1,759	.471	106-302	.351	495-717	.690	1,069-38.2	2,259-80.7
1991	26-8	1,081-2,185	.495	125-358	.349	690-981	.703	1,454-42.8	2,977-87.6
1992	19-10	842-1,826	.461	183-489	.374	467-739	.632	1,305-45.0	2,334-80.5
1993	20-11	908-1,975	.460	158-468	.338	523-765	.684	1,283-41.4	2,497-80.5

\*Rebounding statistics unavailable prior to 1952 and for five games in 1952.

Note: National rank, if any, indicated in ().

# OPPONENTS' YEAR-BY-YEAR STATISTICS

<u>Season</u>	<u>Games</u>	<u>FG-FGA</u>	<u>Pct.</u>	<u>FT-FTA</u>	<u>Pct.</u>	<u>Reb.-Avg.</u>	<u>Pts.-Avg.</u>
1948	24	503-*	*	350-588	.627	*	1,356-56.5
1949	26	487-*	*	348-600	.580	*	1,322-50.8
1950	23	437-*	*	359-586	.613	*	1,233-53.6
1951	23	531-1,462	.363	283-445	.636	*	1,345-58.5
1952	24	*	*	*	*	*	1,580-65.8
1953	20	487-1,409	.346	458-707	.648	790-39.5	1,432-71.6
1954	21	546-1,407	.388	461-721	.639	707-33.7	1,553-74.0
1955	21	497-1,451	.343	514-748	.687	940-44.8	1,508-71.8
1956	23	574-1,626	.353	491-712	.690	1,019-44.3	1,639-71.3
1957	23	513-1,475	.348	493-754	.654	1,010-43.9	1,519-66.0
1958	23	567-1,526	.372	344-539	.638	985-42.8	1,478-64.3
1959	25	565-1,538	.367	374-559	.669	1,135-45.4	1,504-60.2
1960	24	545-1,476	.369	426-655	.650	1,191-49.6	1,516-63.2
1961	24	595-1,621	.367	381-571	.667	1,161-48.4	1,571-65.5
1962	25	656-1,584	.414	364-518	.703	1,052-42.1	1,676-67.0
1963	25	622-1,457	.427	441-639	.690	1,062-42.5	1,685-67.4
1964	25	661-1,633	.405	478-698	.685	1,097-43.9	1,800-72.0
1965	25	676-1,631	.414	486-714	.681	946-37.8	1,838-73.5
1966	25	718-1,666	.431	367-575	.638	987-39.5	1,803-72.1
1967	25	730-1,635	.446	480-691	.695	992-39.7	1,940-77.6
1968	25	750-1,526	.491	370-550	.673	799-32.0	1,870-74.8
1969	26	736-1,639	.449	451-656	.688	886-34.1	1,923-74.0
1970	25	674-1,457	.462	456-675	.676	839-33.6	1,804-72.1
1971	26	689-1,483	.465	384-600	.640	906-34.8	1,762-67.7 (15)
1972	26	654-1,519	.431	451-657	.686	973-37.4	1,759-67.7
1973	26	767-1,706	.450	275-423	.650	1,194-45.9	1,809-69.2
1974	26	716-1,729	.414	301-448	.672	1,084-41.7	1,733-66.7
1975	26	716-1,598	.448	365-525	.695	1,121-43.1	1,797-69.1
1976	27	674-1,447	.468	347-518	.670	907-33.6	1,695-62.8 (8)
1977	29	694-1,572	.441	383-547	.700	1,049-36.2	1,771-61.1 (6)
1978	30	735-1,546	.475	418-608	.688	967-32.2	1,888-62.9 (8)
1979	27	646-1,333	.485	391-552	.708	931-34.5	1,683-62.3 (9)
1980	31	856-1,644	.521	389-519	.750	952-30.7	2,101-67.8
1981	27	631-1,265	.499	350-473	.739	753-29.0	1,612-62.0 (14)
1982	28	607-1,351	.449	335-474	.707	883-31.5	1,549-55.3 (10)
1983	32	766-1,606	.477	418-609	.686	963-30.1	1,950-60.9
1984	30	723-1,452	.498	403-565	.713	821-27.4	1,849-61.6
1985	30	834-1,652	.505	401-574	.699	935-31.2	2,069-69.0
1986	30	822-1,669	.493	356-537	.663	923-30.8	2,000-66.7

<u>Season</u>	<u>Games</u>	<u>FG-FGA</u>	<u>Pct.</u>	<u>3FG-Att.</u>	<u>Pct.</u>	<u>FT-FTA</u>	<u>Pct.</u>	<u>Reb.-Avg.</u>	<u>Pts.-Avg.</u>
1987	33	887-1,888	.470	143-338	.423	537-773	.695	1,201-36.4	2,454-74.4
1988	31	803-1,684	.477	120-317	.379	602-844	.713	1,018-32.8	2,328-75.1
1989	33	916-2,011	.455	160-420	.381	586-880	.666	1,204-36.5	2,578-78.1
1990	28	863-1,817	.475	168-417	.403	516-715	.722	1,065-38.0	2,410-86.1
1991	34	950-2,173	.437	209-605	.345	563-891	.632	1,230-36.2	2,672-78.6
1992	29	846-2,016	.429	178-544	.327	345-563	.613	1,118-38.6	2,215-76.4
1993	31	827-1,923	.430	154-508	.303	538-833	.646	1,175-37.9	2,346-75.7

Note: NU's national defensive rank, if any, indicated in ().



# BOB DEVANEY SPORTS CENTER RECORDS

## NEBRASKA INDIVIDUAL

**Points:** 40, Rich King vs. Northern Illinois, Feb. 18, 1991.  
**Field Goals:** 15, Andre Smith vs. Wisconsin-Oshkosh, Jan. 4, 1980 (18 att.).  
**Field Goal Attempts:** 24, Andre Smith vs. Alabama-Birmingham, Dec. 22, 1979 (13 made, 4OT); Stan Cloudy vs. Iowa State, Feb. 18, 1984 (9 made).  
**Field Goals, No Misses:** 9, Dave Hoppen vs. Southern Illinois, Nov. 26, 1985.  
**3-Point Goals:** 7, Chris Cresswell vs. Texas A&M, Dec. 20, 1990 (10 att.).  
**3-Point Goals Attempted:** 11, Henry T. Buchanan vs. Kansas State, March 2, 1988 (4 made).  
**3-Point Percentage:** .833, Ray Richardson vs. Sam Houston State, Jan. 6, 1990 (5-6); Erick Strickland vs. Missouri, Jan. 30, 1993 (5-6, OT).  
**Free Throws:** 16, Eric Johnson vs. Creighton, Nov. 26, 1988 (18 att.); Rich King vs. Northern Illinois, Feb. 18, 1991 (19 att.).  
**Free Throw Attempts:** 19, Rich King vs. Northern Illinois, Feb. 18, 1991 (16 made).  
**Free Throws, No Misses:** 15, Jack Moore vs. Oklahoma State, Feb. 10, 1982.  
**Rebounds:** 20, Derrick Chandler vs. Oklahoma, Jan. 27, 1992.  
**Assists:** 14, Brian Carr vs. California-Irvine, Dec. 2, 1985.  
**Blocked Shots:** 7, Derrick Chandler vs. Eastern Washington, Dec. 21, 1991.


**Steals:** 8, Greg Downing, vs. Missouri-Kansas City, Dec. 8, 1982.  
**Minutes:** 60, Jack Moore and Andre Smith vs. Alabama-Birmingham, Dec. 22, 1979 (4OT).

## OPPONENT INDIVIDUAL

**Points:** 43, Harold Miner for Southern Cal, Nov. 25, 1991.  
**Field Goals:** 16, Ron Kellogg for Kansas, Feb. 2, 1985 (19 att.).  
**Field Goal Attempts:** 34, Harold Miner for Southern Cal, Nov. 25, 1991 (15 made).  
**Field Goals, No Misses:** 7, Gary Taylor for Southern Colorado, Nov. 29, 1984.  
**3-Point Goals:** 8, Brad Soucie for Eastern Michigan vs. Pittsburgh, March 18, 1988 (NCAA, 14 att.).  
**3-Point Goals Attempted:** 14, Brad Soucie for Eastern Michigan vs. Pittsburgh, March 18, 1988 (NCAA, 8 made); William Cook for Appalachian State, Dec. 19, 1992 (4 made).  
**3-Point Percentage:** .833, Matt Roggenburk for Creighton, Nov. 26, 1988 (5-6).  
**Free Throws:** 15, Steve Rotherth for Army vs. San Jose State, Dec. 2, 1988 (16 att.); Byron Houston for Oklahoma State, Feb. 14, 1990 (18 att.).  
**Free Throw Attempts:** 18, Byron Houston for Oklahoma State, Feb. 14, 1990 (15 made).  
**Free Throws, No Misses:** 12, Jeff Hornacek for Iowa State, Feb. 18, 1984.  
**Rebounds:** 20, Jerome Lane for Pittsburgh vs. Vanderbilt, March 20, 1988 (NCAA).  
**Assists:** 14, Jeff Bowling for Air Force vs. Pepperdine, Dec. 1, 1989.  
**Blocked Shots:** 6, Wendell Williams for North Texas vs. Army, Dec. 3, 1988.  
**Steals:** 7, George Abrams for Eastern Washington, Dec. 3, 1979; Van Usher for Tennessee Tech, Dec. 14, 1990.  
**Minutes Played:** 58, Keith McCord for Alabama-Birmingham, Dec. 22, 1979 (4OT).

## NEBRASKA TEAM

**Points in a Game:** 117, vs. Harvard, Dec. 1, 1989.  
**Fewest Points in a Game:** 39, vs. Kansas State, March 7, 1984.  
**Points in a Half:** 66, vs. Oklahoma, Feb. 16, 1991 (2nd).  
**Fewest Points in a Half:** 15, vs. Kansas State, March 7, 1984 (2nd).  
**Margin of Victory:** 52, vs. Southwest Missouri St., Jan. 15, 1983.  
**Field Goals:** 48, vs. Montana State, Dec. 23, 1977 (87 att.); vs. Eastern Washington, Jan. 14, 1984 (80 att.).  
**Field Goal Attempts:** 88, vs. Tennessee Tech, Dec. 14, 1990 (45 made).  
**Field Goal Percentage:** .750, vs. Nebraska-Omaha, Jan. 25, 1988 (42-56).  
**Lowest Field Goal Percentage:** .313, vs. Iowa State, Feb. 18, 1984 (20-64).  
**3-Point Goals:** 11, vs. Kansas State, March 4, 1992 (20 att.).  
**3-Point Goals Attempted:** 23, vs. Oklahoma State, Feb. 14, 1990 (8 made).  
**3-Point Percentage:** .667, vs. Chicago State, Jan. 16, 1990 (8-12).  
**Free Throws:** 38, vs. Pepperdine, Dec. 2, 1989 (48 att.).  
**Fewest Free Throws:** 1, vs. Kansas State, Jan. 21, 1989 (6 att.).  
**Free Throw Attempts:** 50, vs. Harvard, Dec. 1, 1989 (34 made).  
**Fewest Free Throws Attempted:** 3, vs. Missouri, Jan. 16, 1982 (2 made).  
**Free-Throw Percentage:** .939, vs. Oklahoma State, Feb. 10, 1982 (31-33).  
**Rebounds:** 72, vs. Oklahoma, Jan. 27, 1992.  
**Fewest Rebounds:** 14, vs. Missouri, Feb. 26, 1983.




Brian Carr dished out a BDSC record 14 assists vs. Cal-Irvine in 1985-86.

**Personal Fouls:** 34, vs. Kansas, Jan. 8, 1990.  
**Fewest Personal Fouls:** 9, vs. Chicago State, Jan. 16, 1990.  
**Disqualifications:** 3, several times.

**Assists:** 36, vs. Montana State, Dec. 23, 1977.  
**Turnovers:** 28, vs. Oklahoma, Jan. 9, 1989.  
**Fewest Turnovers:** 4, vs. Kansas State, Feb. 3, 1982; vs. Oklahoma, Feb. 2, 1983.  
**Blocked Shots:** 10, four times, most-recently vs. The Citadel, Dec. 2, 1991.  
**Steals:** 21, vs. Sonoma State, Jan. 5, 1981.

### OPPONENT TEAM

**Points in a Game:** 111, by Missouri, Jan. 13, 1990.  
**Fewest Points in a Game:** 41, by Kansas State, March 7, 1984.  
**Points in a Half:** 62, by Missouri, Jan. 13, 1990 (2nd); by Oklahoma State, Feb. 14, 1990 (2nd).  
**Fewest Points in a Half:** 12, by Arkansas, March 17, 1987 (NIT).  
**Margin of Victory:** 22, by Oklahoma, Feb. 21, 1990



*Erick Strickland hit five of six 3-point goals in last year's Missouri win.*

### DEVANEY CENTER OT GAMES (NU 8-2)

Jan. 27, 1979 Nebraska 66, Kansas 64.  
 Dec. 22, 1979 Nebraska 92, Alabama-Birmingham 84 (4OT).  
 Jan. 23, 1980 Nebraska 74, Oklahoma State 73.  
 March 8, 1980 Louisville 71, Kansas State 69 (NCAA).  
 Missouri 87, Notre Dame 84 (NCAA).  
 Nov. 28, 1980 Wyoming 62, Nebraska 59.  
 Feb. 8, 1984 Nebraska 54, Oklahoma State 52.  
 Jan. 3, 1987 Nebraska 70, Creighton 55.  
 Feb. 28, 1987 Nebraska 83, Kansas 81.  
 Jan. 6, 1988 Grambling State 71, Nebraska 68.  
 March 20, 1988 Vanderbilt 80, Pittsburgh 74 (NCAA).  
 Dec. 3, 1988 North Texas 82, Army 79 (Ameritas Classic).  
 Feb. 19, 1992 Nebraska 81, Kansas 79.  
 Jan. 30, 1993 Nebraska 88, Missouri 87.

**Field Goals:** 43, by Pittsburgh vs. Eastern Michigan, March 18, 1988 (NCAA, 69 att.).  
**Field Goal Attempts:** 85, by Tennessee Tech, Dec. 14, 1990.  
**Field Goal Percentage:** .771, by Kansas St., Feb. 3, 1982 (27-35).  
**Lowest Field Goal Percentage:** .262, by Sam Houston State, Nov. 23, 1991 (17-65).  
**3-Point Goals:** 12, by Eastern Michigan vs. Pittsburgh, March 18, 1988 (NCAA, 22 att.).  
**3-Point Goals Attempted:** 35, by Eastern Washington, Dec. 21, 1991 (8 made); by Appalachian State, Dec. 19, 1992 (9 made).  
**3-Point Percentage:** .750, by Creighton, Nov. 26, 1988 (9-12).  
**Free Throws:** 44, by Oklahoma State, Feb. 14, 1990 (52 att.).  
**Fewest Free Throws:** 1, by Illinois State vs. Alabama, March 16, 1984 (NCAA, 2 att.); by Kansas vs. Wake Forest, March 18, 1984 (NCAA, 2 att.).  
**Free Throw Attempts:** 52, by Oklahoma State, Feb. 14, 1990 (44 made).  
**Fewest Free Throw Attempts:** 2, three times, most recently by Kansas vs. Wake Forest, March 18, 1984 (NCAA, 1 made).  
**Free Throw Percentage:** 1.000, by Kansas, Jan. 26, 1977 (11-11); by Colorado, Feb. 16, 1980 (14-14); by Colorado, Jan. 21, 1981 (12-12).  
**Rebounds:** 54, by Bowling Green vs. Alabama State, Dec. 14, 1990.  
**Fewest Rebounds:** 15, by Wisconsin-Stevens Point, Jan. 9, 1985.  
**Personal Fouls:** 36, by Pepperdine, Dec. 2, 1989.  
**Fewest Fouls:** 7, by Wake Forest vs. Kansas, March 18, 1984 (NCAA).  
**Disqualifications:** 5, by Pepperdine, Dec. 2, 1989.  
**Assists:** 29, by Pittsburgh vs. Eastern Michigan, March 18, 1988 (NCAA).  
**Turnovers:** 35, by Denver, Nov. 26, 1982.  
**Fewest Turnovers:** 6, by Vanderbilt vs. Pittsburgh, March 20, 1988 (NCAA).  
**Blocked Shots:** 8, by Michigan State, Nov. 28, 1990.  
**Steals:** 17, by Eastern Washington, Dec. 3, 1979.

### DEVANEY CENTER YEAR-BY-YEAR ATTENDANCE

Year	Total			Big Eight		
	G	Att.	Avg.	G	Att.	Avg.
1976-77	11	106,868	9,715	7	74,243	10,606
1977-78	17	172,892	10,170	7	90,514	12,931
1978-79	11	131,769	11,979	7	87,502	12,500
1979-80	16	145,626	9,102	7	79,015	11,288
1980-81	15	136,483	9,099	7	82,009	11,716
1981-82	14	143,819	10,273	7	79,329	11,333
1982-83	18	195,333	10,852	7	86,511	12,359
1983-84	17	173,721	10,219	7	82,233	11,746
1984-85	15	176,045	11,736	7	95,221	13,603
1985-86	15	146,117	9,741	7	78,208	11,173
1986-87	17	197,395	11,611	7	81,680	11,669
1987-88	14	159,100	11,364	7	90,875	12,982
1988-89	18	193,545	10,753	7	87,283	12,469
1989-90	15	150,190	10,013	7	81,894	11,699
1990-91	15	199,605	13,307	7	*100,740	*14,391
1991-92	16	207,950	12,997	7	100,079	14,297
1992-93	16	*213,715	*13,357	7	100,620	14,374
<b>Totals</b>	<b>260</b>	<b>2,850,173</b>	<b>10,962</b>	<b>119</b>	<b>1,478,240</b>	<b>12,422</b>

+Does not include tournament games.

\*Single-season record.

# NEBRASKA SERIES RECORDS IN THE DEVANEY CENTER

Opponent	W-L	Pct.
Alabama-Birmingham	1-0	1.000
Angelo State	1-0	1.000
Appalachian State	1-0	1.000
Arizona State	1-0	1.000
Arkansas	2-1	.667
Arkansas State	1-0	1.000
Arkansas Tech	1-0	1.000
Augustana (S.D.)	1-0	1.000
Ball State	1-0	1.000
Baylor	1-0	1.000
Bowling Green	1-0	1.000
Brooklyn	2-0	1.000
California-Davis	1-0	1.000
California-Irvine	0-1	.000
Cal State-Bakersfield	1-0	1.000
Cal State-Sacramento	3-0	1.000
Canisius	1-0	1.000
Citadel	2-0	1.000
Chicago State	1-0	1.000
Colgate	1-0	1.000
<b>Colorado</b>	<b>15-3</b>	<b>.833</b>
Colorado State	2-0	1.000
Columbia	1-0	1.000
Creighton	9-0	1.000
Denver	1-0	1.000
Detroit	1-0	1.000
Drake	1-0	1.000
Eastern Illinois	2-0	1.000
Eastern Washington	3-0	1.000
Evansville	1-0	1.000
Furman	1-0	1.000
Georgia	0-1	.000
Grambling State	0-1	.000
Harvard	1-0	1.000
Idaho	1-2	.333
Iona	1-0	1.000
Iowa	0-1	.000
<b>Iowa State</b>	<b>13-5</b>	<b>.722</b>
<b>Kansas</b>	<b>13-4</b>	<b>.765</b>
<b>Kansas State</b>	<b>11-7</b>	<b>.611</b>
Kent	1-0	1.000
Lehigh	1-0	1.000
Mankato State	1-0	1.000
Marquette	1-0	1.000
Maryland-Baltimore County	1-0	1.000
Mesa	1-0	1.000
Miami (Ohio)	1-0	1.000
Michigan State	1-1	.500
Minnesota*	1-1	.500
Mississippi	1-0	1.000
<b>Missouri</b>	<b>8-9</b>	<b>.471</b>
<b>Missouri-Kansas City</b>	<b>3-0</b>	<b>1.000</b>
Missouri-St. Louis	1-0	1.000
Missouri Southern	1-0	1.000
Missouri Western	1-0	1.000
Montana	1-0	1.000
Montana State	1-0	1.000
Nebraska-Omaha	1-0	1.000
Nevada-Reno	1-0	1.000
North Texas	1-0	1.000
Northeast Missouri State	2-0	1.000
Northern Illinois	2-0	1.000

Opponent	W-L	Pct.
<b>Northern Iowa</b>	<b>1-0</b>	<b>1.000</b>
Northwest Missouri State	4-0	1.000
Ohio State	0-1	.000
<b>Oklahoma</b>	<b>9-9</b>	<b>.500</b>
<b>Oklahoma State</b>	<b>15-4</b>	<b>.790</b>
Oregon	1-0	1.000
Penn State	1-0	1.000
Pepperdine	1-0	1.000
Portland State	1-0	1.000
Purdue	0-1	.000
Sam Houston State	3-0	1.000
San Jose State	1-0	1.000
Sonoma State	1-0	1.000
South Dakota	2-0	1.000
South Dakota State	2-0	1.000
Southern California	1-0	1.000
Southern Colorado	1-0	1.000
Southern Illinois	1-0	1.000
<b>Southern Utah</b>	<b>1-0</b>	<b>1.000</b>
Southwest Missouri State	1-0	1.000
Tennessee Tech	1-0	1.000
Texas A&M	2-0	1.000
Texas Arlington	1-0	1.000
Texas Christian	1-0	1.000
Texas Tech	1-1	.500
Toledo	1-0	1.000
Tulane	1-0	1.000
Utah State	1-0	1.000
Wagner	1-0	1.000
Washington	1-0	1.000
Washington State	0-1	.000
Western Illinois	1-0	1.000
Wisconsin	2-0	1.000
Wisconsin-Green Bay	1-0	1.000
Wisconsin-Oskosh	1-0	1.000
Wisconsin-Stevens Point	2-0	1.000
Wisconsin-Stout	1-0	1.000
Wyoming	4-1	.800
<b>Non-Conference Totals</b>	<b>121-14</b>	<b>.896</b>
<b>Big Eight Totals</b>	<b>**84-41</b>	<b>.672</b>
<b>All-Time Record</b>	<b>205-55</b>	<b>.789</b>

**Bold indicates 1993-94 home opponents**

\*Minnesota later forfeited game to Nebraska

\*\*Includes Big Eight Tournament games

## DEVANEY CENTER QUICK FACTS

**Games:** 260 in 17 seasons.

**Record:** 205-55 (.789).

**Overtime Record:** 8-2 (.800).

**Most Consecutive Winning Seasons:** 17, 1976-77-present.

**Most Games, Season:** 18, 1982-83 and 1988-89.

**Most Wins, Season:** 17, 1982-83.

**Most Losses, Season:** 6, three times.

**Most Consecutive Wins:** 16, last four games of 1982 first 12 of 1983, ended by Missouri, 54-51, Feb. 26, 1983.

**Most Consecutive Losses:** 3, games 12-14, 1984, ended vs. Colorado, 75-67, Feb. 25, 1984.

**Most Consecutive Big Eight Wins:** 8, last three games of 1982, first five games of 1983, ended by Missouri, 54-51, Feb. 26, 1983 (excludes tournament games).

**Most Consecutive Big Eight Losses:** 5, last two games of 1988, first three of 1989, ended vs. Kansas, 74-70, Feb. 4, 1989.



# DEVANEY CENTER YEAR-BY-YEAR RECORD

Season	Overall		Big Eight		Losses
	W-L	Pct.	W-L	Pct.	
1976-77	7-4	.636	5-2	.714	Iowa, Minnesota, Kansas State, Oklahoma
1977-78	15-2	.882	5-2	.714	Iowa State, Oklahoma
1978-79	9-2	.818	6-1	.857	Purdue, Iowa State
1979-80	14-2	.875	5-2	.714	Missouri, Colorado
1980-81	11-4	.733	6-1	.857	Wyoming, Idaho, Colorado (twice)
1981-82	11-3	.786	5-2	.714	Arkansas, Missouri, Kansas State
1982-83	17-1	.944	6-1	.857	Missouri
1983-84	11-6	.647	3-4	.429	Texas Tech, Missouri, Oklahoma, Kansas, Iowa State, Kansas State (B8T)
1984-85	12-3	.800	5-2	.714	Washington State, Kansas, Oklahoma
1985-86	10-5	.667	4-3	.571	Cal-Irvine, Georgia, Kansas, Missouri, Kansas State
1986-87	15-2	.882	5-2	.714	Missouri, Oklahoma
1987-88	8-6	.571	3-4	.429	Ohio State, Grambling State, Oklahoma State, Oklahoma, Iowa State, Kansas State
1988-89	14-4	.778	4-3	.571	Michigan State, Oklahoma, Kansas State, Missouri
1989-90	9-6	.600	2-5	.286	Idaho, Kansas, Missouri, Iowa State, Oklahoma State, Oklahoma
1990-91	14-1	.933	6-1	.857	Oklahoma State
1991-92	14-2	.875	5-2	.714	Missouri, Oklahoma
1992-93	14-2	.875	5-2	.714	Kansas State, Oklahoma State
<b>17-Year Totals</b>	<b>205-55</b>	<b>.789</b>	<b>*80-39</b>	<b>.672</b>	

Big Eight record does not include 4-2 record in Big Eight Conference Tournament games played at Devaney Center.


## DEVANEY CENTER 14,000-PLUS COLLEGE BASKETBALL CROWDS

15,038 Oklahoma State, 1980-81*	14,484 Colorado, 1991-92*
15,003 Oklahoma, 1980-81*	14,481 Kansas State, 1992-93*
14,999 Colorado, 1978-79*	14,469 Colorado, 1990-91
14,912 Kansas State, 1977-78*	14,460 Washington, 1986-87* (NIT)
14,878 Kansas, 1984-85*	14,458 Missouri, 1981-82*
14,865 Kansas State, 1988-89*	14,453 NCAA, Second Round, 1988
14,753 Missouri, 1977-78*	14,438 Iowa State, 1979-80*
14,753 TCU, 1982-83* (NIT)	14,438 Colorado, 1982-83*
14,747 Iowa State, 1977-78*	14,425 NCAA, First Round, 1988 (Gms. #3&4)
14,712 Iona, 1982-83* (NIT)	14,404 Missouri, 1992-93*
14,679 Kansas, 1992-93*	14,378 Missouri, 1983-84
14,688 Oklahoma, 1984-85*	14,375 NCAA, First Round, 1988 (Gms. #1&2)
14,682 Missouri, 1982-83*	14,352 Oklahoma State, 1992-93*
14,615 Kansas, 1990-91	14,298 Eastern Illinois, 1992-93
14,586 Iowa State, 1982-83*	14,273 Missouri, 1976-77
14,584 Missouri, 1990-91	14,273 Kansas, 1985-86
14,568 Oklahoma, 1990-91	14,262 Creighton, 1977-78
14,562 Colorado, 1979-80*	14,259 Creighton, 1986-87
14,561 Michigan State, 1990-91	14,255 Oklahoma State, 1990-91
14,558 Oklahoma, 1992-93*	14,239 Wisconsin-Green Bay, 1991-92
14,558 NCAA, Second Round, 1980*	14,234 Oklahoma State, 1984-85
14,557 Kansas State, 1990-91	14,222 Oklahoma, 1987-88
14,555 Iowa State, 1987-88*	14,168 Kansas, 1977-78
14,554 Iowa State, 1978-79*	14,135 Iowa State, 1988-89
14,549 Missouri, 1991-92*	14,094 Kansas, 1986-87
14,548 Arkansas, 1981-82*	14,065 Missouri, 1984-85
14,538 Kansas, 1991-92*	14,053 Oklahoma, 1988-89
14,534 Iowa State, 1991-92*	14,015 Kansas, 1987-88
14,529 Arkansas, 1986-87* (NIT)	14,013 Creighton, 1990-91
14,520 Iowa State, 1992-93*	14,011 Creighton, 1992-93
14,509 Kansas State, 1991-92*	14,009 Oklahoma State, 1982-83
14,503 Oklahoma State, 1991-92*	

\*Capacity crowds.

Largest opening-season attendance: 14,561 vs. Michigan State, Nov. 28, 1990.

Opening-night attendance: 10,516 vs. Iowa, Nov. 27, 1976.



# NU POSTSEASON TOURNAMENT SINGLE-GAME RECORDS

## INDIVIDUAL

**Points--33;** Tom Baack vs. Marshall, March 13, 1967.

**Opponent--46;** George Stone, Marshall, March 13, 1967.

**Field Goals--13;** Tom Baack vs. Marshall, March 13, 1967 (24 att.).

**Opponent--20;** George Stone, Marshall, March 13, 1967 (38 att.).

**Field Goal Attempts--24;** Tom Baack vs. Marshall, March 13, 1967 (13 made).

**Opponent--38;** George Stone, Marshall, March 13, 1967 (20 made).

**Field Goal Percentage (min. 5 att.)--8-8;** Bernard Day vs. Marquette, March 11, 1987.

**Opponent--.857;** Mike Smerk, Canisius, March 13, 1985 (6-7).

**3-Point Goals--5;** Eric Johnson at Ohio State, March 20, 1989 (8 att.).

**Opponent--5;** Greg Hill, Washington, March 21, 1987 (13 att.); Ed Louden, Arkansas State, March 16, 1989 (8 att.).

**3-Point Attempts--8;** Eric Johnson at Ohio State, March 20, 1989 (5 made).

**Opponent--13;** Greg Hill, Washington, March 21, 1987 (5 made).

**3-Point Percentage--.625;** Eric Johnson at Ohio State, March 20, 1989 (5-8).

**Opponent--.667;** Jamall Brown, Ohio State, March 20, 1989 (2-3).

**Free Throws--13;** Dave Hoppen vs. Canisius, March 13, 1985 (16 att.).

**Opponent--9;** Reggie Miller, UCLA, March 19, 1985 (9 att.).

**Free Throw Attempts--16;** Dave Hoppen vs. Canisius, March 13, 1985 (13 made).

**Opponent--9;** Reggie Miller, UCLA, March 19, 1985 (9 made).

**Free Throws, No Misses--5;** Curt Hedberg vs. Utah State, March 8, 1978.

**Opponent--9;** Reggie Miller, UCLA, March 19, 1985.

**Rebounds--14;** Stan Cloudy vs. Tulane, March 17, 1983.

**Opponent--16;** Bob Allen, Marshall, March 13, 1967; Tyrone Corbin, DePaul, March 28, 1983.

**Assists--10;** Clifford Scales vs. Arkansas State, March 16, 1989.

**Opponent--16;** Sam Crawford, New Mexico State, March 19, 1993.

**Blocked Shots--4;** Dave Hoppen vs. Texas Christian, March 24, 1983; vs. DePaul, March 28, 1983.

**Opponent--8;** Walter Downing, DePaul, March 28, 1983.

**Steals--6;** Brian Carr vs. Arkansas-Little Rock, March 26, 1987.

**Opponent--4;** Reggie Miller, UCLA, March 19, 1985; Ron Huery, Arkansas, March 17, 1987.

## TEAM

**Points--88;** vs. Marshall, March 13, 1967.

**Opponent--119;** by Marshall, March 13, 1967.

**Points in a Half--49;** vs. Marshall, March 13, 1967 (2nd).

**Opponent--61;** by Marshall, March 13, 1967 (2nd).

**Field Goals--37;** vs. Marshall, March 13, 1967 (90 att.).

**Opponent--46;** by Marshall, March 13, 1967 (90 att.).

**Field Goal Attempts--90;** vs. Marshall, March 13, 1967 (37 made).

**Opponent--90;** by Marshall, March 13, 1967 (46 made).

**Field Goal Percentage--.574;** vs. Iona (27-47), March 21, 1983; vs. Texas Christian (27-47), March 24, 1983.

**Opponent--.614;** by Texas, March 15, 1978 (27-44).

**3-Point Goals--8;** vs. New Mexico State, March 19, 1993 (24 att.).

**Opponent--8;** by Arkansas State, March 16, 1989 (14 att.); by New Mexico State, March 19, 1993 (15 att.).

**3-Point Attempts--24;** vs. New Mexico State, March 19, 1993 (8 made).

**Opponent--18;** by Connecticut, March 19, 1992 (7 made).

**3-Point Percentage--.462;** vs. Arkansas-Little Rock, March 26, 1987(6-13).

**Opponent--.571;** by Arkansas State, March 16, 1989 (8-14).

**Free Throws--33;** vs. Canisius, March 13, 1985 (41 att.).

**Opponent--29;** by Xavier, March 14, 1991 (40 att.).

**Free Throw Attempts--41;** vs. Canisius, March 13, 1985 (33 made).

**Opponent--40;** by Xavier, March 14, 1991 (28 made).

**Free Throw Percentage--.900;** at Ohio State, March 20, 1989 (9-10).

**Opponent--.867;** by Texas, March 15, 1978 (13-15).

**Rebounds--49;** vs. Connecticut, March 19, 1992.

**Opponent--63;** by Marshall, March 13, 1967.

**Assists--24;** three times, most recently vs. Arkansas State, March 16, 1989.


**Opponent--25;** by New Mexico State, March 19, 1993.

**Blocked Shots--6;** vs. Texas Christian, March 24, 1983.

**Opponent--10;** by DePaul, March 28, 1983.

**Steals--11;** vs. Washington, March 21, 1987; vs. New Mexico State, March 19, 1993.

**Opponent--10;** by Arkansas, March 17, 1987.



*Danny Nee is the only coach in school history to take three Nebraska teams to the NCAA Tournament.*

# NEBRASKA IN POSTSEASON TOURNAMENT PLAY

<u>Year</u>	<u>Tournament/Round</u>	<u>Opponent</u>	<u>Result</u>	<u>Site</u>
1948-49	*NCAA Playoff	Oklahoma State	L, 35-52	Kansas City, Mo.
1966-67	NIT/First Quarterfinals	Bye Marshall		New York, N.Y.
1977-78	NIT/First Quarterfinals	Utah State Texas	L, 88-119 W, 67-66	Lincoln, Neb. Austin, Texas
1979-80	NIT/First	Michigan	L, 69-76	Ann Arbor, Mich.
1982-83	NIT/First Second Quarterfinals Semifinals	Tulane Iona Texas Christian DePaul	W, 72-65 W, 85-73 W, 67-57 L, 58-68	Lincoln, Neb. Lincoln, Neb. Lincoln, Neb. New York, N.Y.
1983-84	NIT/First Second	Creighton Xavier (Ohio)	W, 56-54 L, 57-58	Omaha, Neb. Cincinnati, Ohio
1984-85	NIT/First Second	Canisius UCLA	W, 79-66 L, 63-82	Lincoln, Neb. Los Angeles, Calif.
1985-86	NCAA/First	Western Kentucky	L, 59-67	Charlotte, N.C.
1986-87	NIT/First Second Quarterfinals Semifinals Third Place	Marquette Arkansas Washington Southern Mississippi Arkansas-Little Rock	W, 78-76 W, 78-71 W, 81-76 L, 75-82 W, 76-67OT	Lincoln, Neb. Lincoln, Neb. Lincoln, Neb. New York, N.Y. New York, N.Y.
1988-89	NIT/First Second	Arkansas State Ohio State	W, 81-79 L, 74-85	Lincoln, Neb. Columbus, Ohio
1990-91	NCAA/First	Xavier (Ohio)	L, 84-89	Minneapolis, Minn.
1991-92	NCAA/First	Connecticut	L, 65-86	Cincinnati, Ohio
1992-93	NCAA/First	New Mexico State	L, 79-93	Syracuse, N.Y.

## HUSKER POSTSEASON TOURNAMENT SUMMARY

In the NCAA: 0-4 (1986, 1991, 1992, 1993).

In the NCAA Playoffs: 0-1 (1949).

In the NIT: 11-8 (1967, 1978, 1980, 1983, 1984, 1985, 1987, 1989).

All-Time Postseason Record: 11-13.

\*Playoff game between Big Seven and Missouri Valley Conference champions for berth in eight-team NCAA Tournament field. Not considered to be "official" participation in the NCAA Tournament.



Nebraska's 1948-49 team lost to Oklahoma State, 52-35, in a playoff game at Kansas City, Mo., for the berth to the eight-team NCAA Tournament field.



# NU POSTSEASON TOURNAMENT BOX SCORES

## 1967 NIT

MARSHALL 119, NEBRASKA 88

MAR. 13--AT NEW YORK CITY

**Thundering Herd (119):** Stone 20-38 6-6 46, Redd 6-12 5-8 17, Allen 1-2 1-2 3, Davidson 8-17 7-8 23, Diantoni 9-15 6-6 24, Dawson 0-1 0-0 0, D. Blankenship 1-1 0-0 2, Stepp 0-1 0-0 0, Watson 0-1 0-0 0, K. Blankenship 1-2 2-2 4, Beam 0-0 0-0 0. Totals 46-90 27-32 119.

**Cornhuskers (88):** Tom Baack 13-24 7-9 33, Nate Branch 6-12 2-2 14, Willie Campbell 8-20 1-4 17, Stuart Lantz 4-14 1-2 9, Jim Damm 2-5 1-1 5, Frank Empkey 2-5 0-0 4, Ron Simmons 1-3 0-0 2, Roger Leitner 0-2 0-1 0, Robert Wagner 1-2 0-3 2, Dan Shaver 0-1 0-0 0, Charles Stone 0-2 2-2 2. Team 37-90 14-22 88.

Marshall	58	61	--	119
Nebraska	39	49	--	88

**FG%:** Marshall 51.1, Nebraska 41.1. **FT%:** Marshall 84.4, Nebraska 63.6. **Rebounds:** Marshall 63 (Allen 16, Stone 11), Nebraska 47 (Baack 10). **Personal fouls:** Marshall 16, Nebraska 19. **Fouled out:** None. **Assists:** Marshall 21 (D'Antoni 11), Nebraska 19 (Baack 5). **Officials:** Lou Eisenstein, Jim Lennon. **Attendance:** 9,332.

**Game Notes:** In Huskers' first-ever "official" postseason appearance, Marshall decked NU, 119-88...Thundering Herd set NIT single-game records for points (119), field goals (46)...Stone's 46 points most by college player in Madison Square Garden in 1967, equaled most-ever vs. Huskers...Baack had 33 points in final collegiate game, most points ever for NU player in postseason game...Huskers ended season with 16-9 mark, Marshall went on to fourth-place tournament finish.

## 1978 NIT

NEBRASKA 67, UTAH STATE 66

MAR. 8--AT LINCOLN NEB.

**Aggies (66):** Preston Bailess 1-2 0-0 2, Dean Hunger 7-10 0-0 14, Mike Santos 10-16 0-0 20, Keith McDonald 5-11 3-3 13, Oscar Williams 2-5 3-4 17, Rawlee Perkins 0-0 0-0 0, Gary Furniss 0-0 0-0 0, Brian Jackson 2-2 6-8 10. Team 27-46 12-15 66.

**Cornhuskers (67):** Terry Novak 2-8 0-0 4, Curt Hedberg 3-8 5-5 11, Carl McPipe 4-9 2-6 10, Brian Banks 5-11 0-0 10, Bob Moore 1-4 0-0 2, Mike Naderer 6-9 0-0 12, Mark McVicker 0-1 0-0 0, Andre Smith 8-11 2-2 18. Team 29-61 9-13 67.

Utah State	36	30	--	66
Nebraska	32	35	--	67

**FG%:** Utah State 58.7, Nebraska 47.5. **FT%:** Utah State 80.0, Nebraska 69.2. **Rebounds:** Utah State 31 (Santos 9), Nebraska 24 (McPipe 7). **Personal fouls:** Utah State 16, Nebraska 16. **Fouled out:** Hunger. **Assists:** Utah State 21 (Williams 9), Nebraska 20 (Novak, Banks 6). **Turnovers:** Utah State 18, Nebraska 9. **Blocked shots:** Utah State 3 (Santos 3), Nebraska 0. **Steals:** Utah State 5 (McDonald 2), Nebraska 10 (Novak, Naderer 3). **Officials:** Rich Eichhorst and Rich Wanamaker. **Attendance:** 8,029.

**Game Notes:** Nebraska picked up school-record tying 22nd victory with first-round NIT victory over Utah State...first NIT appearance for Huskers since 1967... Aggies held 10-point half-time lead, were up by four at halftime...game was tied at 62 with

2:34 to play, but McPipe's free throw with 1:52 left gave NU lead for good and its first postseason tournament win ever.

## 1978 NIT

TEXAS 67, NEBRASKA 48

MAR. 15--AT AUSTIN, TEXAS

**Cornhuskers (48):** Terry Novak 2-8 0-0 4, Curt Hedberg 0-5 2-2, Carl McPipe 7-19 2-3 16, Mike Naderer 0-2 2-2 2, Brian Banks 3-7 0-0 6, Bob Moore 0-5 0-0 0, Gerald Myrthil 1-4 0-0 2, Andre Smith 7-10 0-0 14, Sil Despot 1-1 0-0 2. Team 21-61 6-7 48.

**Longhorns (67):** Ron Baxter 4-6 2-3 10, Tyrone Branyan 4-6 0-0 8, Garry Goodner 6-8 4-5 16, Jim Krivacs 7-15 4-4 18, John Moore 6-9 1-1 13, John Danks 0-0 1-1 2, Tom Nichols 0-0 0-0 0. Team 27-44 13-15 67.

Nebraska	24	24	--	48
Texas	31	36	--	67

**FG%:** Nebraska 34.4, Texas 61.4. **FT%:** Nebraska 85.7, Texas 86.7. **Rebounds:** Nebraska 28 (McPipe 7), Texas 32 (Baxter 13). **Personal fouls:** Nebraska 15, Texas 13. **Fouled out:** None. **Assists:** Nebraska 13 (Novak 3), Texas 13 (Branyan, Moore 4). **Turnovers:** Nebraska 13, Texas 16. **Blocked shots:** Nebraska 0, Texas 1 (Baxter 1). **Steals:** Nebraska 4 (Banks 2), Texas 3 (Branyan, Goodner, Moore 1). **Officials:** Reggie Copland, Ben Dunn. **Attendance:** 13,000.

**Game Notes:** Texas and Coach Abe Lemons ended Nebraska's hopes for a school-record 23rd victory with a 21-point win over the Cornhuskers in Austin...NU trailed by seven at intermission, but shot 27.8 percent from the floor in the final 20 minutes while the Longhorns connected at a 68.4 percent clip...Huskers pulled within six early in second half, but Texas delivered 16-6 run and never looked back...Longhorns went on to win NIT title...Huskers ended season with 22-8 record.

## 1980 NIT

MICHIGAN 76, NEBRASKA 69

MAR. 6--AT ANN ARBOR, MICH.

**Cornhuskers (69):** Ray Collins 5-11 4-4 4 14, Tim West 2-5 0-0 1 4, Andre Smith 13-18 4-6 30, Mike Naderer 0-2 1-2 1, Jack Moore 6-11 4-4 16, Greg Downing 1-2 0-0 2, Mark McVicker 1-4 0-0 2. Team 28-53 13-16 69.

**Wolverines (76):** Mike McGee 12-22 1-1 25, Thad Garner 2-5 1-4 5, Paul Heuerman 7-8 2-2 16, Mark Lozier 0-1 0-0 0, Johnny Johnson 7-10 5-6 19, Keith Smith 4-7 3-3 11, Marty Bodnar 0-3 0-0 0, Mark Bodnar 0-0 0-0 0. Team 32-56 12-16 76.

Nebraska	31	38	--	69
Michigan	34	42	--	76

**FG%:** Nebraska 52.8, Michigan 57.1. **FT%:** Nebraska 81.2, Michigan 75.0. **Rebounds:** Nebraska 25 (Smith 12), Michigan 28 (Johnson 7). **Personal fouls:** Nebraska 16, Michigan 16. **Fouled out:** Collins, Heuerman. **Assists:** Nebraska 7 (Moore 2), Michigan 9 (Johnson 4). **Turnovers:** Nebraska 10, Michigan 11. **Blocked shots:** Nebraska 3 (Collins, Moore, Downing 1), Michigan 2 (Garner, Heuerman 1). **Steals:** Nebraska 4 (Collins 4), Michigan 6 (Lozier, Johnson 2). **Officials:** Ron Zetcher, Dick Sanders, Jack Savage. **Attendance** 9,756.

**Game Notes:** After a heartbreaking 60-59 loss to Kansas State in semifinals of Big Eight Tournament, Nebraska made second NIT appearance in three seasons...next-to-last game for Michigan coach Johnny Orr, who resigned following the season to become head coach at Iowa State...Huskers' Smith ended career with 30-point, 12-rebound effort...Michigan held 34-31 halftime lead and opened second half with 16-6 run and NU never came closer than three after that...loss ended NU's season at 18-13.

### 1983 NIT

NEBRASKA 72, TULANE 65  
MAR. 17--AT LINCOLN, NEB.

**Green Wave (65):** Paul Thompson 4-15 2-3 10, Elton Webster 6-10 3-4 15, John Williams 4-10 2-2 10, Daryl Moreau 3-7 0-0 6, Howard Jenkins 6-10 0-0 3, Kevin Saulny 2-2 0-0 4, Danny Gauthier 0-1 0-0 0, Curtis Wallace 4-5 0-1 8. Team 29-60 7-10 65.

**Cornhuskers (72):** Claude Renfro 4-10 2-3 10, Stan Cloudy 10-17 0-0 20, Dave Hoppen 6-10 4-9 16, David Ponce 7-14 2-3 16, Greg Downing 4-7 0-0 8, Eric Williams 0-3 0-0 0, Lenard Johnson 1-1 0-0 2. Team 32-62 8-15 72.

Tulane	35	30	--	65
Nebraska	36	36	--	72

**FG%:** Tulane 48.3, Nebraska 51.6. **FT%:** Tulane 70.0, Nebraska 53.3. **Rebounds:** Tulane 31 (Webster 9), Nebraska 37 (Cloudy 14). **Personal fouls:** Tulane 16, Nebraska 12. **Fouled out:** none. **Assists:** Tulane 18 (Moreau, Jenkins 6), Nebraska 24 (Cloudy 7). **Turnovers:** Tulane 16, Nebraska 11. **Blocked shots:** Tulane 2 (Thompson, Webster 1), Nebraska 0. **Steals:** Tulane 4 (four with one), Nebraska 9 (Ponce 3). **Officials:** Jim Harvey, Bob Straface, James Burroughs. **Attendance:** 12,053.

**Game Notes:** Nebraska earned first postseason bid in three seasons and picked up first postseason win since 1978 with opening round victory over Green Wave...Huskers held one-point half-time lead, then used 57.7 percent shooting from the field in the last half to secure the win...Huskers used 12-7 run to take 10-point advantage and Green Wave never got closer than five.

### 1983 NIT

NEBRASKA 85, IONA 73  
MAR. 24--AT LINCOLN, NEB.

**Gaels (73):** Tony Hargraves 3-9 2-4 8, Gary Springer 4-5 2-2 10, Bob Coleman 2-4 1-2 5, Rory Grimes 7-13 5-8 19, Steve Burt 9-16 4-5 22, Arnie Russell 4-5 1-2 9, Chris Crockett 0-2 0-0 0, Dan Parascandola 0-0 0-0 0, Mark Hooper 0-0 0-0 0. Team 29-54 15-23 73.

**Cornhuskers (85):** Claude Renfro 6-8 4-6 16, Stan Cloudy 9-17 6-8 24, Dave Hoppen 6-11 3-5 15, David Ponce 2-5 5-6 11, Greg Downing 4-8 2-4 10, Eric Williams 1-2 0-0 2, Leonard Johnson 2-2 3-5 7, Terry Smith 0-0 0-0 0, Handy Johnson 0-1 0-0 0. Team 31-54 23-34 85.

Iona	39	34	--	73
Nebraska	40	45	--	85

**FG%:** Iona 53.7, Nebraska 57.4. **FT%:** Iona 65.2, Nebraska 67.6. **Rebounds:** Iona 36 (Russell 10), Nebraska 27 (Cloudy 8). **Personal fouls:** Iona 31, Nebraska 18. **Fouled out:** Springer, Coleman, Russell. **Assists:** Iona 11 (Grimes 6), Nebraska 24 (Cloudy, Williams 5). **Turnovers:** Iona 30, Nebraska 17. **Blocked shots:** Iona 2 (Springer, Russell 1), Nebraska 5 (Johnson 3). **Steals:** Iona 7 (Burt 3), Nebraska 6 (Renfro 3). **Officials:** Sonny Holmes, Allie Prescott, Bob McGrath. **Attendance:** 14,712.



Stan Cloudy averaged a team-high 16.5 points per outing in NU's run to the 1983 NIT semifinals.

**Game Notes:** Nebraska advanced to the NIT quarterfinals with a 12-point victory over Iona...Huskers held one-point half-time lead, but visting Gaels took 47-46 lead on Hargraves' dunk, but Cloudy jumper seconds later gave NU lead for good...Cloudy had second straight 20-point outing with a game-high 24 points.

### 1983 NIT

NEBRASKA 67, TEXAS CHRISTIAN 57  
MAR. 24--AT LINCOLN NEB.

**Horned Frogs (57):** Doug Arnold 7-17 2-2 16, Nick Cucinella 0-1 0-0 0, Brian Christensen 3-6 0-0 6, Dennis Nutt 4-15 0-0 8, Darrell Browder 11-27 3-6 25, Tom Mortimer 0-1 0-0 0, Kenny Hart 0-0 0-0 0, Johnny Pate 1-1 0-0 2, Paul Kapturkiewicz 0-0 0-0 0. Team 26-68 5-8 57.

**Cornhuskers (67):** Claude Renfro 1-2 6-9 8, Stan Cloudy 8-13 2-2 18, Dave Hoppen 8-14 0-0 16, David Ponce 2-8 2-3 6, Greg Downing 5-6 0-0 10, Brett Hughes 0-0 0-1 0, Eric Williams 1-1 0-0 2, Leonard Johnson 2-3 1-2 5, Trent Scarlett 0-0 2-2 2. Team 27-47 13-19 67.

Texas Christian	19	39	--	57
Nebraska	36	31	--	67

**FG%:** Texas Christian 38.2, Nebraska 57.4. **FT%:** Texas Christian 62.5, Nebraska 68.4. **Rebounds:** Texas Christian (Arnold 9), Nebraska 31 (Cloudy 9). **Personal fouls:** Texas Christian 20, Nebraska 17. **Fouled out:** none. **Assists:** Texas Christian 7 (Browder 3), Nebraska 23 (Ponce, Downing 7). **Turnovers:** Texas Christian 15, Nebraska 18. **Blocked shots:** Texas Christian 3 (Arnold 3), Nebraska 6 (Hoppen 4). **Steals:** Texas Christian 8 (Arnold 3), Nebraska 4 (Ponce 2). **Officials:** Jim Desmond, Mike Stockner, Art Willard. **Attendance:** 14,753.

**Game Notes:** Nebraska bolted to a 19-8 lead in the game's first eight minutes, and owned 36-19 halftime advantage as Huskers held Horned Frogs to 27.6 percent shooting from the floor in the opening half...Huskers built lead to as many as 24 in last half, and the closest TCU came was 10 twice...Cloudy again led the way with a team-high 18 points...crowd was largest of the season, allowed Huskers to break the Devaney Center record for total attendance...fans started lining up before 6 a.m. on March 22nd for tickets to game, the then 14,438-seat Devaney Center sold out in five hours after windows opened at 9 a.m....school-record-tying 22nd win.

## 1983 NIT

*DEPAUL 68, NEBRASKA 58*  
MAR. 28--AT NEW YORK CITY

**Blue Demons (68):** Tyrone Corbin 5-9 5-7 15, Kevin Holmes 1-4 2-2 4, Brett Burkholder 0-2 3-4 3, Tony Jackson 5-10 7-9 17, Kenny Patterson 2-7 5-7 9, Bernard Randolph 5-13 3-6 13, Walter Downing 2-8 1-2 5, Raymond McCoy 0-1 0-0 0, Jerry McMillan 1-2 0-0 2. Team 21-56 26-37 68.

**Cornhuskers (58):** Stan Cloudy 2-13 0-0 4, Claude Renfro 5-13 3-4 13, Dave Hoppen 5-13 5-13 15, Greg Downing 3-6 4-4 10, David Ponce 2-5 0-1 4, Eric Williams 2-5 2-2 6, Leonard Johnson 3-6 0-0 6, Terry Smith 0-1 0-0 0, Kenny Walton 0-0 0-0 0. Team 22-62 14-24 58.

DePaul	36	32	--	68
Nebraska	31	27	--	58

**FG%:** DePaul 37.5, Nebraska 35.5. **FT%:** DePaul 70.3, Nebraska 58.3. **Rebounds:** DePaul 48 (Corbin 16), Nebraska 41 (Hoppen 9). **Personal fouls:** DePaul 19, Nebraska 27. **Fouled out:** Jackson, Downing, Renfro, Ponce. **Assists:** DePaul 11 (Patterson 3), Nebraska 18 (Downing 5). **Turnovers:** DePaul 16, Nebraska 18. **Blocked shots:** DePaul 10 (Downing 8), Nebraska 4 (Hoppen 4). **Steals:** DePaul 9 (Burkholder, Jackson 2), Nebraska 7 (Downing 3). **Officials:** Joey Sylvester, Ed Cartotto, Dave Pollack. **Attendance:** 8,614.

**Game Notes:** Nebraska's bid for an NIT title was ended by DePaul...Hoppen earned first-team All-NIT honors...Huskers never led, as Blue Demons built 15-point first half lead and led by five at halftime...NU tied game at 52 on Hoppen jumper with 8:42 to go, but Patterson's jumper seconds later gave DePaul lead for good as Huskers hit just 30.3 percent from the floor in last half...Huskers ended season with 22-10 record, DePaul lost in title game to Fresno State.

## 1984 NIT

*NEBRASKA 56, CREIGHTON 54*  
MAR. 15--AT OMAHA, NEB.

**Cornhuskers (56):** Ronnie Smith 2-4 0-0 4, Stan Cloudy 0-3 0-0 0, Dave Hoppen 11-20 3-3 25, David Ponce 4-7 2-2 10, Eric Williams 3-8 0-0 6, Brian Carr 2-7 0-0 4, Curtis Moore 3-7 1-2 7, James Moore 0-1 0-0 0, John Matzke 0-0 0-0 0. Team 25-57 6-7 56.

**Bluejays (54):** Gregory Brandon 1-6 0-0 2, Karlas Gripado 0-0 0-0 0, Benoit Benjamin 10-14 3-3 23, Gary Swain 4-7 2-3 10, Vernon Moore 6-11 2-5 14, Kenny Evans 2-6 1-2 5, Reggie Morris 0-0 0-0 0, Kenny Smith 0-0 0-0 0. Team 23-44 8-13 54.

Nebraska	28	28	--	56
Creighton	31	23	--	54

**FG%:** Nebraska 43.9, Creighton 52.2. **FT%:** Nebraska 85.7,

Creighton 61.5. **Rebounds:** Nebraska 27 (Hoppen 10), Creighton 30 (Benjamin 14). **Personal fouls:** Nebraska 14, Creighton 12. **Fouled out:** Ponce. **Assists:** Nebraska 15 (Carr, Ponce 5), Creighton 9 (Moore 4). **Turnovers:** Nebraska 9, Creighton 14. **Blocked shots:** Nebraska 1 (Cloudy), Creighton 3 (Benjamin 2). **Steals:** Nebraska 4 (Smith 3), Creighton 7 (Evans 3). **Officials:** Verl Sell and Mike Stockner. **Attendance:** 9,158.

**Game Notes:** After handing Creighton a 65-56 loss in Lincoln during the regular-season, Cornhuskers rallied from three-point halftime deficit to knock off Bluejays in first round of NIT at Omaha...Hoppen tied the game at 54 with 12 seconds to play, put Nebraska ahead when he made a free throw after a technical foul had been called on CU's Benjamin...Moore then made one of two free throws with three seconds left to give NU two-point win...Hoppen had game-high 25 points, outscored Creighton's Benjamin in two meetings, 52-33...NU earned consecutive postseason bids for first time ever.

## 1984 NIT

*XAVIER 58, NEBRASKA 57*  
MAR. 19--AT CINCINNATI, OHIO

**Cornhuskers (57):** Curtis Moore 2-8 1-1 5, Ronnie Smith 2-3 0-0 4, Dave Hoppen 9-14 4-5 22, David Ponce 5-9 0-0 10, Eric Williams 1-6 0-0 2, Brian Carr 1-3 0-1 2, Stan Cloudy 5-11 2-2 12, John Matzke 0-0 0-0 0. Team 25-54 7-9 57.

**Muskateers (58):** Dexter Bailey 4-8 0-1 8, John Shimko 0-3 4-4 4, Jeff Jenkins 9-14 0-0 18, Ralph Lee 1-5 2-2 4, Victor Fleming 6-10 8-8 20, Leroy Greenridge 0-0 0-0 0, Richard Harris 2-4 0-2 4, Walter McBride 0-0 0-0 0. Team 22-44 14-17 58.

Nebraska	25	32	--	57
Xavier	30	28	--	58

**FG%:** Nebraska 46.3, Xavier 50.0. **FT%:** Nebraska 77.8, Xavier 82.4. **Rebounds:** Nebraska 29 (7 Hoppen), Xavier 26 (6 Shimko). **Personal fouls:** Nebraska 18, Xavier 12. **Fouled out:** Ponce. **Assists:** Nebraska 18 (Williams 5), Xavier 14 (Lee 9). **Turnovers:** Nebraska 13, Xavier 14. **Blocked shots:** Nebraska 0, Xavier 2 (Bailey, Jenkins 1). **Steals:** Nebraska 5 (Cloudy 2), Xavier 4 (four with one). **Officials:** Don Ferguson, Walley Tanner, Reggie Copeland. **Attendance:** 9,519.

**Game Notes:** Forced to the road for a second-straight game because the Devaney Center was being utilized for the NCAA Midwest Regional, Cornhuskers couldn't overcome Xavier's five-point halftime advantage...Nebraska had 49-48 lead with five minutes to play, but Xavier scored four-straight points to take 52-49 lead and closest Huskers came was one on two occasions...NU pulled to within 56-55 on Cloudy jumper with 22 seconds to play, but Shimko's free throws sealed Muskateer win...Hoppen had game-high 22 to lead Huskers, would go on to play for NIT All-Star team in summer...NU ended season with 18-12 record.

## 1985 NIT

*NEBRASKA 79, CANISIUS 66*  
MAR. 13--AT LINCOLN NEB.

**Golden Griffins (66):** Brian Smith 1-5 3-4 5, Derrick Russell 0-3 2-2 2, Mike Smrek 6-7 2-4 14, Michael Ray Jackson 4-7 2-3 10, Ray Hall 5-13 6-8 16, Gregg Martinsen 1-2 3-7 5, Mike Trivisonno 0-2 0-0 0, Lamont Gilbert 3-7 0-0 6, Chris Heinold 4-11 0-1 8. Team 24-57 18-28 66.

**Cornhuskers (79):** Curtis Moore 5-12 1-1 11, Bill Jackman 4-8



7-9 15, Dave Hoppen 4-8 13-16 21, Harvey Marshall 5-10 4-4 14, Brian Carr 3-5 4-5 10, Demetrius Buchanan 1-5 3-4 5, Anthony White 0-0 0-0 0, Joel Sealer 0-0 1-2 1, Mike Martz 0-1 0-0 0, Ronnie Smith 0-1 0-0 0, John Matzke 1-3 0-0 2. Team 23-53 33-41 79.

Canisius	33	33	--	66
Nebraska	36	43	--	79

**FG%:** Canisius 42.1, Nebraska 43.3. **FT%:** Canisius 64.2, Nebraska 80.5. **Rebounds:** Canisius 38 (Martinsen 7), Nebraska 34 (Jackman 10). **Total fouls:** Canisius 31, Nebraska 25. **Fouled out:** Smrek, Gilbert, Heinhold, Moore, Matzke. **Assists:** Canisius 12 (Hall 3, Martinsen 3, Trivisonno 3), Nebraska 18 (Marshall 5). **Turnovers:** Canisius 14, Nebraska 8. **Blocked shots:** Canisius 2 (Heinhold 2), Nebraska 1 (Smith 1). **Steals:** Canisius 4 (Smith 2), Nebraska 9 (Moore 4). **Officials:** Eric Harmon, Verl Sell, Ted Hillary. **Attendance:** 7,443.

**Game Notes:** Nebraska's third-straight NIT bid...game tied Sports Center records for free-throw attempts by both teams (69), disqualifications by both teams (five), disqualifications by one team (3 by Canisius) ... Hoppen passed Andre Smith to become Nebraska's No. 2 and Big Eight's No. 12 career scorer with 1,724 points ... Jackman had career-high 10 rebounds.

## 1985 NIT

**UCLA 82, NEBRASKA 63**  
**MAR. 19--AT LOS ANGELES**

**Cornhuskers (63):** Curtis Moore 4-8 0-0 8, Bill Jackman 4-6 0-0 8, Dave Hoppen 10-20 3-4 23, Brian Carr 2-6 0-0 4, Harvey Marshall 4-10 0-0 8, Ronnie Smith 1-1 0-0 2, John Matzke 1-1 0-0 2, Demetrius Buchanan 3-6 0-2 6, Mike Martz 0-0 0-0 0, Joel Sealer 1-2 0-0 2, Anthony White 0-0 0-1 0. Team 30-60 3-7 63.

**Bruins (82):** Gary Maloncon 5-12 0-0 10, Reggie Miller 10-15 9-9 29, Brad Wright 1-6 2-4 4, Montel Hatcher 8-13 2-2 18, Nigel Miguel 6-10 2-2 14, Kelvin Butler 1-1 0-0 2, Corey Gaines 0-2 1-2 1, Dave Immel 0-1 0-0 0, Jack Haley 1-1 0-0 2, Jerald Jones 1-1 0-0 2, Jeff Dunlap 0-0 0-0 0, Darryl Morris 0-1 0-0 0. Team 33-63 16-19 82.

Nebraska	31	32	--	63
UCLA	41	41	--	82

**FG %:** Nebraska 50.0, UCLA 52.4. **FT%:** Nebraska 42.9, UCLA 84.2. **Rebounds:** Nebraska 27 (Hoppen 9), UCLA 34 (Wright 15). **Total fouls:** Nebraska 19, UCLA 12. **Fouled out:** Matzke. **Assists:** Nebraska 18 (Carr 6), UCLA 16 (Wright 4). **Turnovers:** Nebraska 17, UCLA 12. **Blocked shots:** Nebraska 3 (Smith 2), UCLA 5 (Wright 4). **Steals:** Nebraska 5 (Moore 2), UCLA 8 (Miller 4). **Officials:** Robert McKendry, James Danner, Fred Carbone. **Attendance:** 7,228.

**Game Notes:** Hoppen became eighth Big Eight player and first Husker to score 700 points in a season, finishing with 704... Nebraska's ninth-straight road loss...NU ended season with 16-14 record, UCLA went on to win NIT title for first-time ever.

## 1986 NCAA

**WESTERN KENTUCKY 67, NEBRASKA 59**  
**MAR. 14--AT CHARLOTTE, N.C.**

**Cornhuskers (59):** Bernard Day 8-14 2-4 18, John Matzke 0-1 0-0 0, Chris Logan 3-5 4-8 10, Harvey Marshall 4-9 3-3 11, Brian Carr 4-12 2-2 0, Darren Brown 0-0 0-0 0, Anthony Bailous 4-6 2-2 10. Team 23-47 13-19 59

**Hilltoppers (67):** Kannard Johnson 4-11 2-2 10, Ray Swogger

Clarence Martin 5-8 1-3 11, James McNary 0-8 8-8 8, Billy Gordon 6-16 0-0 12, Kurk Lee 0-0 0-0 0, Brett McNeal 2-4 0-0 4, Fred Tisdale 0-0 0-0 0, Tellis Frank 3-6 0-0 6. Team 28-68 11-13 67.

Nebraska	26	33	--	59
Western Kentucky	33	34	--	67

**FG%:** Nebraska 48.9, Western Kentucky 41.1. **FT%:** Nebraska 68.6, Western Kentucky 84.6. **Rebounds:** Nebraska 35 (Logan 12), Western Kentucky 35 (Martin 12). **Total fouls:** Nebraska 14, Western Kentucky 18. **Fouled out:** none. **Assists:** Nebraska 8 (Carr 5), Western Kentucky 11 (McNary 7). **Turnovers:** Nebraska 13, Western Kentucky 4. **Blocked shots:** Nebraska 0, Western Kentucky 0. **Steals:** Nebraska 2 (Marshall 1, Logan 1), Western Kentucky 1 (Gordon 1). **Officials:** Mark Reischling, Charlie Vacca, Sam Lickliter. **Attendance:** 11,666.

**Game Notes:** Nebraska's first official appearance in NCAA Tournament...Huskers trailed, 53-35, with 10:34 left, outscored Hilltoppers 20-6, to pull within 59-55 with 1:33 to go, but could get no closer...Huskers ended season with a 19-11 record...Coach Moe Iba resigned after game.



*Bernard Day was a key in the Huskers' drive to their 1986 NCAA bid.*

## 1987 NIT

**NEBRASKA 78, MARQUETTE 76**  
**MAR. 11--AT LINCOLN, NEB.**

**Warriors (76):** David Boone 4-8 4-8 12, Michael Flory 3-6 0-0 6, Tom Copa 7-9 0-1 14, Michael Sims 1-2 0-0 3, Tony Smith 6-9 5-6 18, Kevin Johnson 6-9 3-4 16, Pat Foley 2-4 0-0 4, Tony Reeder 0-1 1-2 1. Team 29-48 13-20 76.

**Cornhuskers (78):** Derrick Vick 5-9 4-4 14, Bernard Day 8-8 2-2 18, Bill Jackman 2-4 5-8 9, Henry Buchanan 3-9 1-3 9, Brian Carr 5-11 0-2 12, Jeff Rekeweg 0-2 0-0 0, Richard van Poelgeest 0-2 0-0 0, Anthony Bailous 6-7 2-2 14, Keith Neubert 1-2 0-0 2. Team 30-54 14-21 78.

Marquette	44	32	--	76
Nebraska	38	40	--	78

**3-point goals:** Marquette 5-13 (Flory 2-5, Sims 1-2, Smith 1-2, Johnson 1-2, Foley 0-2), Nebraska 4-10 (Buchanan 2-4 Carr 2-5, Rekeweg 0-1). **FG%:** Marquette 60.4, Nebraska 55.6. **FT%:** Marquette 65.0, Nebraska 66.7. **Rebounds:** Marquette 28 (Copa 9), Nebraska 22 (Vick 6, Day 6). **Personal fouls:** Marquette 18, Nebraska 16. **Fouled out:** none. **Assists:** Marquette 19 (Johnson 8), Nebraska 16 (Day 5). **Turnovers:** Marquette 19, Nebraska 11. **Blocked shots:** Marquette 1 (Copa), Nebraska 1 (Jackman 1). **Steals:** Marquette 5 (Copa 3), Nebraska 8 (Day 3). **Officials:** Daniel Christmas, Ronald Olesiak, Daniel Taylor. **Attendance:** 12,096.

**Game Notes:** Carr hit short jumper with, officially, .07 seconds left, and was fouled in the act of shooting...he intentionally missed free throw and Marquette was unable to call time out...first Nebraska-Marquette game in 28 years...fifth-straight postseason tournament bid for the Cornhuskers.

### 1987 NIT

NEBRASKA 78, ARKANSAS 71  
MAR. 17--AT LINCOLN, NEB.

**Razorbacks (71):** Mike Ratliff 3-4 1-3 7, Stephan Moore 1-2 0-0 2, Mario Credit 2-2 0-0 4, Keith Wilson 0-6 3-4 3, Ron Huery 3-8 4-7 10, Allie Freeman 3-4 3-5 9, Andrew Lang 2-4 0-1 4, Kenny Hutchinson 1-1 0-0 2, Phillip McKellar 3-4 2-2 9, Cannon Whitby 1-4 0-1 2, Tim Scott 5-12 3-5 17, Shawn Baker 0-1 2-2 2. Team 24-52 18-30 71.

**Cornhuskers (78):** Derrick Vick 8-9 2-5 18, Bernard Day 6-8 7-9 19, Bill Jackman 1-5 0-0 2, Henry Buchanan 0-7 11-13 11, Brian Carr 2-9 2-4 6, Jeff Rekeweg 0-0 0-0 0, Richard van Poelgeest 0-2 0-0 0, Anthony Bailous 9-12 2-3 20, Joel Sealer 0-0 0-0 0, Mike Martz 0-0 0-0 0, Keith Neubert 1-3 0-0 2. Team 27-55 24-34 78.

Arkansas	12	59	--	71
Nebraska	31	47	--	78


**3-point goals:** Arkansas 5-17 (Huery 0-4, McKellar 1-1, Whitby 0-3, Scott 4-9), Nebraska 0-5 (Buchanan 0-1, Carr 0-4). **FG%:** Arkansas 46.2, Nebraska 49.1. **FT%:** Arkansas 60.0, Nebraska 70.6. **Rebounds:** Arkansas 33 (Lang 8), Nebraska 39 (Jackman 9). **Personal fouls:** Arkansas 28, Nebraska 24. **Fouled out:** Wilson, Bailous. **Assists:** Arkansas 9 (Huery 3), Nebraska 18 (Buchanan 6). **Turnovers:** Arkansas 19, Nebraska 16. **Blocked shots:** Arkansas (3 with 1), Nebraska 0. **Steals:** Arkansas 10 (Huery 4), Nebraska 4 (four with 1). **Officials:** Ted Hillary, Randy Drury, Ronald Winter. **Attendance:** 14,529.

**Game Notes:** Razorbacks' 12 first-half points were a Devaney Center record for the fewest scored in a half, but their 59 second-half points were two off the record for most in a half...Hogs had as many turnovers as field-goal attempts (15) in the first half, made just three field goals...Arkansas closed within 53-50 with 7:12 left, but Huskers answered with 11-1 rally to regain breathing room and wrapped up win when Buchanan made six-straight free throws in last 1:41...Huskers' fifth-straight home-court win, NU's seventh win in seven all-time NIT home games...crowd was largest of season.

### 1987 NIT

NEBRASKA 81, WASHINGTON 76  
MAR. 21--AT LINCOLN, NEB.

**Huskies (76):** Kevin Vidato 0-1 0-0 0, Phil Zevenbergen 4-11 4-4 12, Chris Welp 8-12 2-2 18, Greg Hill 10-25 0-1 25, Eldridge Recasner 4-7 2-2 10, Jeff Sanor 0-0 0-0 0, Al Moscatel 0-1 4-4 4, Mark West 1-2 3-4 5, Ron Caldwell 1-1 0-0 2, J.D. Taylor 0-1 0-2 0. Team 28-61 15-19 76.



Forward Derrick Vick was named to the 1987 All-NIT team.

**Cornhuskers (81):** Derrick Vick 5-13 7-10 17, Bernard Day 4-8 7-8 15, Bill Jackman 1-2 2-3 4, Henry Buchanan 5-6 2-2 15, Brian Carr 4-11 7-8 17, Richard van Poelgeest 0-2 0-0 0, Anthony Bailous 2-8 3-5 7, Keith Neubert 2-6 2-2 6. Team 23-56 30-38 81.

Washington	30	46	--	76
Nebraska	36	45	--	81

**3-point goals:** Washington 5-14 (Hill 5-13, Moscatel 0-1), Nebraska 5-11 (Buchanan 3-4, Carr 2-6 Bailous 0-1). **FG%:** Washington 45.9, Nebraska 41.1. **FT%:** Washington 78.9, Nebraska 78.9. **Rebounds:** Washington 42 (Zevenbergen 10), Nebraska 30 (Vick 8). **Personal fouls:** Washington 30, Nebraska 18. **Fouled out:** Zevenbergen, Welp, Vidato, Moscatel. **Assists:** Washington (Moscatel 4), Nebraska 15 (three with 3). **Turnovers:** Washington 21, Nebraska 14. **Blocked shots:** Washington 3 (Zevenbergen 2), Nebraska 1 (Vick 1). **Steals:** Washington 2 (Zevenbergen 1, Recasner 1), Nebraska 11 (Jackman 3). **Officials:** Dan Christmas, Ken Falkner, Tom O'Neill. **Attendance:** 14,460.

**Game Notes:** Nebraska built 57-44 lead with 11:26 left, but Hill hit three-straight three-point goals to ignite 27-9 Washington rally which gave Huskies 71-66 lead with 2:02 to go...Huskers rallied to regain 72-71 lead, but two Recasner free throws put Washington back up, 73-72, with 50 seconds left...Carr hit a three-point shot with 33 seconds remaining to give NU the lead for good, 75-73, then hit four free throws in last 14 seconds...Buchanan's two free throws with four seconds to go iced Nebraska's second trip in five years to New York and NIT Final Four...win also gave Nebraska its fifth 20-win basketball season...Carr increased career scoring total to 1,152 passed Marvin Stewart and Brian Banks to move into ninth on Husker career scoring chart...his three assists increased his career total to 666

and he moved past Iowa State's Jeff Hornacek into second on the Big Eight career assist chart...crowd was second-largest of season, enabled Nebraska to set season total attendance record of 197,395...Huskers' sixth-straight home-court win, eighth win in eight NIT home games.

### 1987 NIT

#### SOUTHERN MISSISSIPPI 82, NEBRASKA 75 MAR. 24--AT NEW YORK CITY

**Golden Eagles (82):** Derrek Hamilton 4-13 3-4 11, John White 5-12 6-7 19, Randolph Keys 10-18 4-4 24, Casey Fisher 2-5 0-0 6, Kenny Siler 2-7 0-1 4, Willie Brown 0-2 0-0 0, Randy Pettus 3-7 0-1 8, Jurado Hinton 4-5 2-3 10, Jimmy Smith 0-0 0-0 0. Team 30-69 15-20 82.

**Cornhuskers (75):** Derrick Vick 8-9 3-4 19, Bernard Day 4-9 6-9 14, Bill Jackman 3-7 1-1 7, Henry Buchanan 3-10 0-0 7, Brian Carr 5-14 1-1 12, Anthony Bailous 5-12 2-3 14, Keith Neubert 1-4 0-0 2, Richard van Poelgeest 0-0 0-0 0, Jeff Rekeveg 0-1 0-0 0. Team 29-66 13-19 75.

Southern Mississippi	43	39	--	82
Nebraska	42	33	--	75

**3-point goals:** Southern Mississippi 7-14 (White 3-5, Fisher 2-4, Siler 0-1, Pettus 2-4), Nebraska 4-9 (Buchanan 1-2, Carr 1-4, Bailous 2-3). **FG%:** Southern Mississippi 43.5, Nebraska 43.9. **FT%:** Southern Mississippi 75.0, Nebraska 68.4. **Rebounds:** Southern Mississippi 46 (Keys 9), Nebraska 39 (Jackman 9). **Personal fouls:** Southern Mississippi 18, Nebraska 22. **Fouled out:** none. **Assists:** Southern Mississippi 22 (Pettus 8), Nebraska 16 (Carr 7). **Turnovers:** Southern Mississippi 17, Nebraska 19. **Blocked shots:** Southern Mississippi 6 (Keys 2, Hinton 2), Nebraska 2 (Day 1, Bailous 1). **Steals:** Southern Mississippi 6 (White 2, Keys 2), Nebraska 9 (Bailous 3). **Officials:** Larry Lembo, Jim Garvey, Jim Kinsey. **Attendance:** 7,965.

**Game Notes:** Nebraska led by 13 twice in first half, second time at 22-9 with 13:10 to go, but Eagles came back to take 43-42 halftime lead...Huskers bounced back at start of second half and led, 56-52, with 11:01 left, but USM launched 21-6 rally to take command of the game...Eagles went on to win NIT title game from La Salle two nights later, 84-80...first-ever meeting between Nebraska and Southern Mississippi.

### 1987 NIT

#### NEBRASKA 76, ARKANSAS-LITTLE ROCK 67 Mar. 26--at New York City

**Cornhuskers (76):** Derrick Vick 6-11 5-7 17, Bernard Day 4-5 2-4 10, Bill Jakman 3-5 2-2 8, Henry Buchanan 3-7 0-0 8, Brian Carr 6-16 3-3 18, Keith Neubert 2-5 2-4 6, Anthony Bailous 2-7 4-4 9, Mike Martz 0-0 0-0 0. Team 26-57 18-24 76.

**Trojans (67):** James Dawn 8-16 6-9 22, Daron Hoges 5-14 1-3 11, Jeff Cummings 0-0 2-2 2, Juric Brown 3-9 3-4 9, Paul Springer 1-2 0-0 2, Curtis Kidd 4-11 8-9 16, Reggie Smith 1-1 0-0 2, Eddie Powell 1-6 0-0 3. Team 23-59 20-27 67.

Nebraska	37	28	11--	76
Arkansas-Little Rock	32	33	2--	67

**3-point goals:** Nebraska 6-13 (Buchanan 2-5, Carr 3-7, Bailous 1-1), Arkansas-Little Rock 1-7 (Dawn 0-1, Brown 0-2, Powell 1-4). **FG%:** Nebraska 46.4, Arkansas-Little Rock 39.0. **FT%:** Nebraska 75.0, Arkansas-Little Rock 74.1. **Rebounds:** Nebraska 34 (Vick 12), Arkansas-Little Rock 42 (Dawn 13). **Personal fouls:** Nebraska 19, Arkansas-Little Rock 19. **Fouled out:** Jackman, Neubert. **Assists:**

Nebraska 19 (Carr 9), Arkansas-Little Rock 17 (Springer 5). **Turnovers:** Nebraska 14, Arkansas-Little Rock 15. **Blocked shots:** Nebraska 5 (Vick 3), Arkansas-Little Rock 2 (Cummings 1, Kidd 1). **Steals:** Nebraska 8 (Carr 6), Arkansas-Little Rock 7 (Dawn 2, Hoges 2, Kidd 2). **Officials:** Jim Burr, Dave Day, Mark DiStaola. **Attendance:** 12,742.

**Game Notes:** Nebraska led by as many as 12 in first half and was up, 58-51, with 9:17 left in regulation, but UALR outscored Huskers, 12-2, over next six minutes to take 63-60 lead with 3:25 to go...Carr hit three-pointer to tie, then Day scored with 1:44 left to give NU 65-63 lead...Dawn scored 15 seconds later to tie it again, but missed two potential winning free throws with 20 seconds left...Nebraska scored first 11 points of overtime to get 21st win of season...win was Huskers' fourth in OT in 1986-87 and team's ninth-straight win in overtime over four-year period...Carr's nine assists (all in regulation) left him with 682 career assists, two behind the Big Eight record of 684 set the previous week by Cedric Hunter of Kansas...Vick was named to All-NIT team.

### 1989 NIT

#### NEBRASKA 81, ARKANSAS STATE 79 MAR. 16--AT LINCOLN, NEB.

**Indians (79):** John Tate 11-16 1-6 23, Ed Loudon 8-15 1-2 22, Greg Williams 1-1 0-0 2, Chris Dillard 2-5 0-1 5, Carl Archer 2-3 0-1 4, Alan Bannister 3-5 0-0 6, Bo Brown 4-5 3-5 11, Barry Mayberry 1-4 0-0 3, Kyle James 1-2 0-0 3, Bobby Collins 0-0 0-0 0. Team 33-56 5-15 79.

**Cornhuskers (81):** Richard van Poelgeest 7-10 2-4 16, Beau Reid 4-8 3-6 12, Rich King 6-8 4-7 16, Clifford Scales 0-4 0-0 0, Eric Johnson 6-13 4-4 18, Pete Manning 3-4 5-6 11, Ray Richardson 3-7 1-2 8, Todd Koca 0-0 0-0 0, Dapreis Owens 0-1 0-1 0. Team 29-55 19-30 81.

Arkansas State	33	46	--	79
Nebraska	42	39	--	81

**3-point goals:** Arkansas State 8-14 (Louden 5-8, Dillard 1-2, Mayberry 1-3, James 1-1), Nebraska 4-9 (Reid 1-2, Johnson 2-3, Richardson 1-4). **FG%:** Arkansas State 58.9, Nebraska 52.7. **FT%:** Arkansas State 33.3, Nebraska 63.3. **Rebounds:** Arkansas State 36 (Brown 9), Nebraska 26 (Manning 5). **Personal fouls:** Arkansas State 23, Nebraska 26. **Assists:** Arkansas State 19 (Archer 7), Nebraska 24 (Scales 10). **Turnovers:** Arkansas 22, Nebraska 12. **Blocked shots:** Arkansas State 2 (Williams, Bannister), Nebraska 2 (King, Manning). **Steals:** Arkansas State 6 (Brown 3), Nebraska 9 (Johnson 4). **Officials:** Dan Niksich, William Kennedy Richard Ball. **Attendance:** 8,862.

**Game Notes:** Arkansas State's Dillard had chance to send game into overtime, but freshman missed front end of one-and-one free-throw with no time left on clock (officials ruled that foul by Nebraska's Johnson came before horn sounded)...Huskers roared to 65-48 lead with 12:21 left, but 10-0 Indian run from 4:59 to 0:48 capped 31-11 ASU rally that gave visitors' 70-76 lead...Johnson, playing in what proved to be his final career home game, got NU within 79-78 on 13-foot jumper with 0:32 left, grabbed rebound when Archer missed front end of one-and-one with 0:25 to go, then hit both ends of 2-shot free throw situation with 0:14 left for winning points...Scales failed to score for first time in 1988-89, but had career-high 10 assists, equaling season high for Huskers...win gave NU 9-0 Devaney Center record in NIT, assured winning season, was Nebraska's only 1988-89 win when opponent shot 50 percent or better from field...first-ever NU-ASU meeting.



## 1989 NIT

### OHIO STATE 85, NEBRASKA 74 MAR. 20--AT COLUMBUS, OHIO

**Cornhuskers (74):** Richard van Poelgeest 1-3 0-0 2, Beau Reid 4-11 1-2 9, Rich King 2-6 0-0 4, Eric Johnson 9-15 0-0 23, Clifford Scales 2-6 2-2 6, Dapreis Owens 7-11 4-4 18, Pete Manning 1-5 0-0 2, Ray Richardson 3-9 2-2 10. Team 29-66 9-10 74.

**Buckeyes (85):** Tony White 3-6 0-0 6, Jerry Francis 6-15 0-0 12, Perry Carter 5-7 3-6 13, Chris Jent 1-5 1-2 4, Jamaal Brown 3-6 5-6 13, James Bradley 3-6 2-3 11, Eli Brewster 0-1 0-0 0, Joe Dumas 1-1 2-2 4, Treg Lee 1-1 0-0 2, Steve Hall 0-0 0-0 0, Grady Mateen 6-9 8-9 20, Bill Robinson 0-1 0-0 0. Team 29-58 21-28 85.

Nebraska	37	37	--	74
Ohio State	43	42	--	85

**3-point goals:** Nebraska 7-19 (Reid 0-3, Johnson 5-8, Scales 0-1, Richardson 2-7), Ohio State 6-11 (Jent 1-2, Brown 2-3, Bradley 3-5, Brewster 0-1). **FG%:** Nebraska 43.9, Ohio State 50.0 **FT%:** Nebraska 90.0, Ohio State 75.0. **Rebounds:** Nebraska 30 (Reid 7, Owens 7), Ohio State 25 (Carter 12). **Personal fouls:** Nebraska 20, Ohio State 13. **Fouled out:** none. **Assists:** Nebraska 17 (Reid 5, Johnson 5), Ohio State 15 (Jent 5). **Turnovers:** Nebraska 16, Ohio State 15. **Blocked shots:** Nebraska 1 (Scales), Ohio State 4 (Carter 3). **Steals:** Nebraska 4 (Johnson 2), Ohio State 0. **Officials:** Kerri Smith, Michael Smith, Paul Andrzejewski. **Attendance:** 13,276.

**Game Notes:** Nebraska rallied from 8-point first-half deficit to tie, on 3-point goal by Johnson with 1:16 left in half, but Buckeyes got back-to-back 3-pointers from freshman guards Brown, Jent to take 43-37 halftime lead...OSU jumped to 58-42 lead in second half, Huskers rallied within 64-57 with 7:23 to go, but 19-2 Buckeye run put game away...Ohio State played 10th-straight game without star guard Jay Burson (broken vertebra)...Johnson's 23 points were his high since second game of season, were helped by school-record-tying five 3-point goals... his two steals gave him 68 for the season, breaking the old Nebraska record of 67 set by Brian Carr in 1986-87; he finished his two-year NU career with 128 steals, tying him for second behind Carr (159) with the late Jack Moore... playing some 60 miles from his Mansfield, Ohio home, Husker freshman Owens scored career-high 18 points, grabbed seven rebounds, one off career high...NU ended with 17-16 record.

## 1991 NCAA

### XAVIER 89, NEBRASKA 84 MAR. 14--AT MINNEAPOLIS, MINN.

**Musketeers (89):** Davenport 5-13, 4-4 17, Williams 0-1 4-4 4, Grant 3-6 9-12 15, J. Walker 5-9 7-11 18, Gladden 9-15 0-0 20, Brantley 2-3 2-4 6, Wilson 2-2 1-2 5, Edwards 1-1 0-0 2, Parker 0-0 2-3 2. Team 27-50 29-40 89.

**Cornhuskers (84):** Tony Farmer 5-9 5-8 15, Beau Reid 2-12 2-4 6, Rich King 11-17 7-8 25, Keith Moody 1-3 0-0 2, Clifford Scales 4-5 3-4 12, Carl Hayes 7-12 1-3 15, Dapreis Owens 0-1 0-0 0, Eric Piatkowski 3-10 1-1 9. Team 33-69 14-27 84.

Xavier	45	44	--	89
Nebraska	42	42	--	84

**3-point goals:** Xavier 6-14 (Davenport 3-8, J. Walker 1-2, Gladden 2-3, Brantley 0-1), Nebraska 4-13 (Farmer 0-1, Reid 0-3, King 1-1, Scales 1-2, Piatkowski 2-6). **FG%:** Xavier 54.0, Nebraska 47.8. **FT%:** Xavier 72.5, Nebraska 51.9. **Rebounds:** Xavier 30 (Grant 10), Nebraska 41 (King 12). **Personal fouls:** Xavier 22, Nebraska 25. **Fouled out:** Williams, Farmer. **Assists:** Xavier 14 (J. Walker 8),

Nebraska 17 (King 4). **Blocked shots:** Xavier 2 (Williams, Edwards), Nebraska 5 (King 2, Piatkowski 2). **Steals:** Xavier 9 (three with 2), Nebraska 8 (Farmer 2, King 2). **Officials:** Joseph Silvester, Donnee Gray, Bob Vetkoetter. **Attendance:** 25,348.

**Game Notes:** Nebraska's best basketball season in memory ended in disappointment as regional third-seeded Huskers lost to tourney-veteran Xavier...underdog Musketeers jumped to 17-8 lead, led by as many as 38-26 with 5:12 left in half before Huskers closed half with 16-7 run...making its second "official" NCAA appearance, its first in five years, Nebraska came back to lead three times in second half, last time at 72-71 on Scales 3-pointer with 7:22 to go...Xavier regained lead for good at 75-74 on J. Walker free throw with 6:03 left...Piatkowski 3-pointer pulled Huskers within 80-79 at 3:12, but Musketeers, making sixth-straight NCAA appearance, put on a 9-2 rally for insurmountable 89-81 lead in closing seconds...King's second career 3-pointer just before created final margin; playing in school-record 124th game, he increased career rebound total to final of 761, passed Andre Smith to finish third on NU career chart...crowd was largest to ever see Nebraska play basketball...Huskers' 51.9 percent free-throw shooting (14-of-27) was worst of season.. Nebraska finished 26-8, Xavier went to 22-9, then lost to Connecticut in second round.

## 1992 NCAA

### CONNECTICUT 86, NEBRASKA 65 MAR. 19--AT CINCINNATI, OHIO

**Huskies (86):** Toraino Walker 3-3 1-2 7, Donyel Marshall 8-14 1-2 19, Dan Cyrulik 3-5 0-0 6, Chris Smith 9-22 3-3 24, Scott Burrell 9-16 0-1 20, Donny Marshall 2-4 2-2 6, Brian Fair 1-4 0-1 2, Nantambu Willingham 0-1 0-0 0, Kevin Ollie 0-3 0-0 0, Richie Ashmeade 1-1 0-0 2.

**Cornhuskers (65):** Carl Hayes 5-14 2-3 12, Bruce Chubick 2-7 0-2 4, Derrick Chandler 8-17 1-2 17, Jamar Johnson 1-5 2-2 4, Eric Piatkowski 1-12 0-0 3, Dapreis Owens 4-8 4-7 12, Michael Hughes 2-5 2-4 7, Chris Cresswell 2-4 0-0 6.


Connecticut	49	37	--	86
Nebraska	34	31	--	65

**3-point goals:** Connecticut 7-18 (Marshall 2-3, Smith 3-9, Burrell 2-5, Fair 0-1), Nebraska 4-15 (Hayes 0-2, Johnson 0-2, Piatkowski 1-5, Hughes 1-2, Cresswell 2-4). **FG%** Connecticut 49.3, Nebraska 34.7. **FT%:** Connecticut 63.6, Nebraska 55.0. **Rebounds:** Connecticut 40 (Burrell 11), Nebraska 49 (Chandler 11). **Personal fouls:** Connecticut 18, Nebraska 12. **Fouled out:** none. **Assists:** Connecticut 13 (Smith 4, Burrell 4), Nebraska 14 (Piatkowski 5). **Blocked shots:** Connecticut 3 (Marshall 2), Nebraska 5 (Chandler 2). **Steals:** Connecticut 5 (Burrell 3), Nebraska 2 (Hayes, Hughes). **Officials:** Jerry Donaghy, Michael Smith, Paul Andrzejewski. **Attendance:** 16,002.

**Game Notes:** NU made back-to-back NCAA Tournament appearances for first time ever...game was tied four-all with 18:38 left in first half, but UConn scored 10-straight points 14-4 lead at 15:59...NU rallied to within 22-20 at 9:45 on a Cresswell trey, but the Huskies went on a 19-6 run for 41-26 lead with 2:41 to go in half ...Huskers trailed by as many as 26 in final half, shot just 29.7 percent in second stanza...Chandler was named NU's Chevrolet player-of-the-game.

## 1993 NCAA

Please see page 119.



# Husker History



# NINETY-SEVEN YEARS OF HUSKER BASKETBALL HOOPLA

By Mike Babcock

As near as anyone can determine, the University of Nebraska-Lincoln was first represented by a men's basketball team on Feb. 1, 1897, just six years after Dr. James A. Naismith invented the game.

A team from the Lincoln YMCA was its opponent, and NU posted an 8-1 victory at home.

The two teams played again at the university gym three weeks later with a similar result, as Nebraska posted a 23-14 victory.

This time, however, Nebraska had to rally. The *Hesperian*, a student newspaper, reported, "At the end of the first half the score stood 9 to 6 in favor of the visitors but during the second half our boys took a brace and some excellent work was done."

Such was the modest beginning of a program that probably enjoyed its greatest success over the last three seasons, with a 65-29 record and three-straight NCAA Tournament bids.

Nebraska doubled its schedule in 1898, losing twice to the Lincoln YMCA and splitting two games with the Omaha YMCA.

A 16-12 loss against the Omaha YMCA provided evidence as to why Nebraska finished 1-3 that winter.

According to the *Hesperian* account, "The great difficulty of the University team was mere recklessness. Our boys have been playing with a loose interpretation in regard to fouls. The Omaha boys, on the other hand, have been playing under the strictest possible interpretation of the rules. The officials were strict and of course the resulting advantage was in favor of Omaha."

Then as now, overly aggressive play has its drawbacks.

Nebraska played teams from other universities for the first time in 1899, winning two games against Nebraska Wesleyan and one against Doane en route to the unofficial state championship.

The next season, Nebraska played an out-of-state opponent for the first time, defeating the University of Kansas, 48-8, at Lincoln. That game still ranks as the worst loss ever for a Jayhawk team, and was the first for either school against a present-day NCAA Division I school and the first matching present-day Big Eight Conference institutions.

The Kansas team was coached by Dr. Naismith. Sombrero, the Nebraska student yearbook, wrote, "A closely contested game was looked for. The Jayhawkers were, however, completely outclassed, the score being 48 to 8."


Based on the victory against Kansas and four other similarly decisive victories, "the basketball team for this year was undoubtedly superior to any in the west," the Sombrero concluded.

It would be several years before such a claim could be made again.

NU hired its first full-time basketball coach in 1911, E.O. "Jumbo" Stiehm, who also coached the football team.

Stiehm's first team won 14 of 15 games, its only loss coming at Minnesota, 40-15. The student newspaper, *The Daily Nebraskan*, blamed the loss on Nebraska's inability to adjust to the Gophers' "100-foot floor."

A *Daily Nebraskan* account of Nebraska's 29-28 season-ending victory against Kansas in Lincoln provides evidence that the behavior of some fans hasn't



All-Big Seven performer, Bus Whitehead.

changed much over the years. "The game as a whole was entirely unsatisfactory, being marred by rough tactics of the visitors, incompetent work on the part of the referee and interruptions by the audience, which were in part justifiable."

Nebraska shared the Missouri Valley Conference championship with Kansas in 1912 and 1914, under Stiehm's leadership, then won its first outright conference title in 1916, after Sam Waugh replaced Stiehm as the Cornhuskers' coach for one season.

In 1913, guard Sam Carrier became Nebraska's first All-America basketball player. He and Carl Underwood led the Cornhuskers to 17 victories in 19 games. Underwood was the Missouri Valley Conference scoring leader with 66 points in 10 conference games.

Nebraska was 22-2 in 1919-20 and 11-3 in 1920-21 under Coach P.J. Schissler, but the remainder of the Roaring 20s was, for the most part, undistinguished. Basketball was rough and tumble back then. There was a center jump after every basket and no requirement to cross mid-court in 10

seconds or less. The ball was a lot different, too, more like a medicine ball, which contributed to some dull games.

The most significant event during the 1920s was the building of the Coliseum, which was dedicated in March of 1926. The Coliseum, built at a cost of \$445,000, seated 8,000 for basketball.

Prior to that, Nebraska played most of its home games in the Armory, which seated about a fourth as many fans and was located just to the north of where the Sheldon Art Gallery now stands.

Nebraska ended the decade with an 11-5 season under C.T. Black in 1928-29. In the next 19 seasons, the Cornhuskers had just two winning records, back-to-back under Coach W.H. Browne in 1935-36 and 1936-37. The 1937 team tied Kansas for the Big Six championship, after finishing second to the Jayhawks in 1936.

The 1930s produced four more Cornhusker All-Americans—center Don Maclay in 1931, guard Steve Hokuf in 1933, guard George Wahlquist in 1936 and guard Robert Parsons in 1937. Maclay was the Big Six scoring leader in 1930, scoring 112 points in 10 league games.

Harry Good was hired as head coach in 1946, and after two losing seasons, turned Nebraska's fortunes around.

In 1948-49, Good's Cornhuskers went 16-10, tied Oklahoma for the Big Seven regular-season championship and defeated the Sooners, 57-56, in a conference playoff to qualify for an NCAA playoff game.

The NCAA Tournament was structured differently then, and the Cornhuskers needed to win that playoff to advance into the NCAA field. They lost to Oklahoma A&M, the Missouri Valley Conference champion, 52-35, at Kansas City, Mo. Coach Henry P. Iba's Aggies went on to finish second to Kentucky, coached by Adolph Rupp, in the NCAA Tournament.

In 1949-50, Nebraska again won 16 games and shared the Big Seven crown with Kansas and Kansas State.

"We were King in our day," Claude Retherford once told a newspaper reporter. "They were firing football coaches left and right, but we packed 'em in. Oh, people were interested in football, but basketball was THE game on the Nebraska campus when we played."

Retherford earned All-Big Seven recognition in 1949 after leading the conference in scoring with a 12.4 average.

The Cornhuskers had another first-team All-Big Seven performer in 1949, Milton "Bus" Whitehead. The 6-foot-10 center from Scottsbluff, Neb., also earned all-conference honors in 1950 when he averaged a then school-record 15.7 points per game. Whitehead was named to the District V All-America team by Collier's Magazine.



Whitehead was also the first Cornhusker selected to play in the East-West All-Star game in New York City's Madison Square Garden. When he graduated, Whitehead held nine school scoring records.

Nebraska basketball experienced another drought beginning in 1950-51 with 15-straight losing seasons.

Despite playing for a team that finished last in the Big Seven in 1952, Cornhusker guard Jim Buchanan earned All-America and all-conference recognition. And even though the late Jerry Bush, dubbed the "Big Bear of the Coliseum," never produced a winning team in his nine seasons as head coach at Nebraska, his colorful personality and uncanny ability to fashion upsets kept Cornhusker fans entertained.

The most dramatic upset during Bush's tenure came on Feb. 22, 1958, against Kansas. The Jayhawks featured 7-foot center Wilt Chamberlain and were ranked fourth in the nation when they came to Lincoln. Earlier in the season, the Jayhawks had decked the Huskers, 102-46, at Lawrence.

The Cornhuskers scored a 43-41 victory when 5-9 guard Jim Kubacki hit a 15-foot jump shot with two seconds remaining.

But that's only part of the drama.

Kubacki, a senior from Toledo, Ohio, spent all but the final 6:53 of the game sitting on the bench in street clothes, forced there by a knee injury and the kind of fate from which legends are built.

When the Cornhuskers' Gary Reimers left the game with leg cramps, Kubacki convinced Bush to let him suit up. Four minutes and seven seconds later, Kubacki went into the game. Two minutes and 44 seconds after that, he hit the winning shot.

Bush also had the distinction of coaching the school's first 1,000-point career scorer, guard Herschell Turner. Turner earned All-Big Eight honors in 1960 and ended his career with 1,056 points.

Following the 1962-63 season, Bush was replaced as head coach by Joe Cipriano, who brought the nickname "Slippery Joe" and up-tempo basketball to the Coliseum. His teams pressed full-court and ran a fast-break offense, which led the Big Eight in scoring in 1966, 1967 and 1968.

Cipriano's first two teams had a combined record of 17-33.

But his third team, in 1965-66, was one of the most successful in school history,

finishing 20-5 and second to Kansas in the Big Eight. All-Big Eight guard Grant Simmons, the first Cornhusker to earn Academic All-Big Eight honors, was the team's leader.

The 1966-67 team finished 16-9 and made the school's first appearance in the 16-team National Invitation Tournament, played at New York City's Madison Square Garden. Guard Stuart Lantz was a two-time All-Big Eight pick and led the Cornhuskers in scoring and rebounding in both 1966-67 and 1967-68.

Guard Marvin Stewart and center Chuck Jura earned All-Big Eight honors for Cipriano in 1971 and 1972, respectively. Guard Jerry Fort, who finished his career with a then-school record 1,882 points, was the first Nebraska player to be chosen first-team all-conference three times, from 1974 through 1976. With Fort's leadership, NU began a string of 14-straight winning seasons.

In the fall of 1976, Cornhusker basketball moved out of the Coliseum and into the state-of-art Bob Devaney Sports Center arena. Located on the State Fairgrounds, the \$13 million dollar athletic complex was financed by a special cigarette tax.

Cipriano coached Nebraska to another 20-win season in 1977-78. The Cornhuskers, led by All-Big Eight guard Brian Banks, finished with a 22-8 record and advanced to the second round of the NIT.

Despite failing health — a battle against cancer that he finally lost, Cipriano shared coaching duties with his assistant, Moe Iba in 1979-80, and took Nebraska to the NIT again. For their efforts, the duo shared United Press International Big Eight Coach-of-the-Year honors.

Cipriano brought Nebraska into the modern era, coaching 17 seasons and 450 games. His record was 253-197, and those 253 victories represent one-fourth of Nebraska's all-time total.

Following Cipriano's death, Iba was named head coach, and he continued Cip's winning ways. In Iba's six seasons on the bench, NU was 106-71, and advanced to post-season play four times.

Center Andre Smith was the 1981 Big Eight MVP and twice earned All-Big Eight honors. However, it was the late Jack Moore, a 5-10 playmaker from Muncie, Ind., that captured the hearts of Nebraska

fans from 1980 through 1982. Moore earned All-Big Eight honors in 1982 when he won the Naismith Award, given annually to the nation's top player under six-feet tall. The first three-time academic All-Big Eight pick in NU history, Moore scored 1,204 points and hit .901 from the free-throw line during his career.

The cornerstone of Iba's teams from 1983 through 1986 was Omaha, Neb., native Dave Hoppen, a three-time All-Big Eight center and the first Nebraska basketball player to have his jersey number (42) retired by the school. In 1982-83, Hoppen's freshman season, the Cornhuskers were 22-10 and won three games in the NIT before losing to DePaul in the semifinals at Madison Square Garden.

The Cornhuskers returned to the NIT each of the next two seasons, advancing to the second round both times.

Hoppen's college career, though, was ended by a knee injury he sustained in a game at Colorado, Feb. 1, 1986. He finished his career as the school's all-time scoring leader with 2,167 points and broke or tied 19 school records during his four-year stay. After Hoppen's injury, Iba's team regrouped and went on to earn the school's first-ever "official" NCAA Tournament berth. NU lost to Western Kentucky in the first round of the Southeast Regional, 67-59, and following the game, Iba announced his resignation.

On March 27, 1986, Danny Nee was officially introduced as Nebraska's 24th basketball coach. During a news conference to announce his hiring, Nee said a "new era" in Cornhusker basketball was beginning.

"I understand I have to win, but I believe we have to play a style people will come to see. Basketball was made to be played up and down the floor. I think the people will enjoy it."

Nee's seven teams have appeared in post-season play five times, and have topped the 20-win mark three times. In Nee's rookie season, NU was 21-12 and finished third in the NIT, then after a 13-18 season in year two, got back over the .500 mark with a 17-16 record in 1989 and advanced to the second-round of the NIT.

After missing the school record for losses by one in 1990 (10-18), a year later, Nebraska won a school-record 26 games (against eight losses), advanced to the NCAA Tournament, losing to Xavier, 89-85, in the first round at Minneapolis, Minn., and played in the Big Eight Tournament title game for the first time ever.

Since the record-setting 1990-91 campaign, the Huskers have made NCAA Tournament appearances in each of the last two seasons, and won 20 games in 1992-93.

### HUSKER MILESTONE VICTORIES

No.	1	Nebraska 8, Lincoln YMCA 1, Feb. 1, 1897
No.	100	Nebraska 30, Missouri 23, Feb. 26, 1911
No.	200	Nebraska 39, Morningside 9, 1919-20
No.	300	Nebraska 45, Iowa State 39, Feb. 2, 1929
No.	400	Nebraska 41, Iowa 34, Dec. 30, 1941
No.	500	Nebraska 81, Iowa 70, Dec. 12, 1953
No.	600	Nebraska 63, California 59, Dec. 22, 1964
No.	700	Nebraska 57, Oklahoma State 55, Feb. 20, 1971
No.	800	Nebraska 78, Oklahoma 64, Jan. 18, 1978
No.	900	Nebraska 90, Northern Iowa 64, Dec. 17, 1983
No.	1,000	Nebraska 117, Harvard 79, Dec. 1, 1989

# NEBRASKA'S 1,000-POINT CLUB

## 1. Dave Hoppen, C, Omaha, Neb. (Benson)




Three-time All-Big Eight center Dave Hoppen finished his career as Nebraska's all-time leading scorer with 2,167 points. Hoppen, whose four-year collegiate career was cut short by a knee injury in a game at Colorado, Feb. 1, 1986, broke or tied 19 Nebraska records and five Big Eight marks during his standout career. A native of Omaha, Neb., Hoppen was the first player in Husker basketball history to have his jersey (42) retired. Originally drafted by the National Basketball Association's Atlanta Hawks in the third-round of the 1986 draft, he signed a free agent contract with the San Antonio Spurs last summer, and spent most of last year in the CBA.

### HOPPEN'S CAREER STATISTICS

Season	G-GS	FG-FGA	Pct.	FT-FTA	Pct.	Reb.-Avg.	TP-Avg.
1982-83	32-32	163-311	.524	119-159	.784	161-5.0	445-13.9
1983-84	30-30	220-367	.599	158-208	.760	207-6.9	598-19.9
1984-85	30-30	270-418	.646	164-210	.781	258-8.6	704-23.5
1985-86	19-19	151-245	.616	118-147	.803	147-7.7	420-22.1
<b>Totals</b>	<b>111-111</b>	<b>804-1,341</b>	<b>.600</b>	<b>559-724</b>	<b>.772</b>	<b>773-7.0</b>	<b>2,167-19.5</b>

## 2. Jerry Fort, G, Chicago, Ill. (Franciscan)



The first Husker basketball player to earn All-Big Eight honors for three-straight seasons, Jerry Fort finished his career with 1,182 points—a record that stood for nine seasons, until Dave Hoppen broke it, Dec. 15, 1985. Fort, whose name is found on most of the Huskers' single-season and career charts, is a native of Chicago, Ill., and was a third-round draft pick of the Boston Celtics following his senior season. He scored a school-record 40 points against Missouri as a junior. Fort was inducted into the Nebraska Basketball Hall of Fame in 1991.

### FORT'S CAREER STATISTICS

Season	G-GS	FG-FGA	Pct.	FT-FTA	Pct.	Reb.-Avg.	TP-Avg.
1972-73	26-18	151-349	.433	74-104	.712	106-4.0	376-14.5
1973-74	26-26	207-484	.428	54-88	.614	110-4.2	468-18.0
1974-75	26-26	218-508	.429	89-138	.645	91-3.5	525-20.2
1975-76	27-27	201-452	.445	111-156	.712	87-3.2	513-19.0
<b>Totals</b>	<b>105-97</b>	<b>777-1,793</b>	<b>.433</b>	<b>328-486</b>	<b>.675</b>	<b>394-3.8</b>	<b>1,882-17.9</b>

## 3. Andre Smith, C/F, Chicago, Ill. (Kennedy)



Andre Smith closed his brilliant four-year career in 1980-81 when he led the Big Eight Conference in scoring with a 19.5 average in conference games only. Smith was named the league's player-of-the-year for his efforts—the last time a Husker cager earned the honor, and was a two-time all-conference selection. He scored 1,717 points and grabbed 753 rebounds during his career and was chosen in the seventh round of the 1981 NBA Draft by the Cleveland Cavaliers.

### SMITH'S CAREER STATISTICS

Season	G-GS	FG-FGA	Pct.	FT-FTA	Pct.	Reb.-Avg.	TP-Avg.
1977-78	30-2	105-190	.533	68-111	.613	144-4.8	278-9.3
1978-79	27-27	146-256	.570	72-110	.655	186-6.9	364-13.5
1979-80	31-31	237-388	.610	126-189	.670	251-8.1	600-19.4
1980-81	26-26	185-314	.589	105-152	.691	172-6.6	475-18.3
<b>Totals</b>	<b>114-86</b>	<b>673-1,148</b>	<b>.586</b>	<b>371-562</b>	<b>.660</b>	<b>753-6.6</b>	<b>1,717-15.1</b>

## 4. Rich King, C, Omaha, Neb. (Burke)



The tallest player in Nebraska history at 7-2, Rich King finished his career with 1,475 points, and school records for blocked shots, 183, and games played, 124. King had a big hand in the Huskers' record-breaking 26-8, 1990-91 campaign, as he led the team in scoring (15.5 ppg) and rebounding (8.1 rpg) en route to honorable-mention All-America honors from both AP and UPI. King, who was a first-round draft pick by the Seattle SuperSonics in the 1991 NBA Draft, tied Jerry Fort's school single-game scoring record with a 40-point outburst against Northern Illinois, Feb. 18, 1991.

### KING'S CAREER STATISTICS

Season	G-GS	FG-FGA	Pct.	3FG-Att.	Pct.	FT-FTA	Pct.	Reb.-Avg.	TP-Avg.
1987-88	29-5	56-108	.519	0-0	---	24-34	.706	84-2.9	136-4.7
1988-89	33-22	136-235	.579	0-0	---	91-139	.655	195-5.9	363-11.0
1989-90	28-21	170-305	.557	0-0	---	110-158	.696	208-7.4	450-16.1
1990-91	34-27	202-352	.574	2-5	.400	120-179	.670	274-8.1	526-15.5
<b>Totals</b>	<b>124-75</b>	<b>564-1,000</b>	<b>.564</b>	<b>2-5</b>	<b>.400</b>	<b>345-510</b>	<b>.676</b>	<b>761-6.1</b>	<b>1,475-11.9</b>

## 5. Carl McPipe, C, Hammond, Ind. (Technical)



One-half of the "Hammond Hustlers"—Brian Banks was the other-'Pipe' and 'BB' provided Nebraska with a great four-year, one-two punch. McPipe finished his career with 1,300 points and was a three-year starter for the Huskers. As a junior, McPipe earned USBWA District V honors and was one of 12 starters designated as an All-American by the Citizens Savings Athletic Foundation. In his final year in a Husker uniform, Banks was a repeat pick on the USBWA team and a fifth-round draft selection of the Philadelphia 76ers.

### MCPIPE'S CAREER STATISTICS

Season	G-GS	FG-FGA	Pct.	FT-FTA	Pct.	Reb.-Avg.	TP-Avg.
1975-76	20-1	25-67	.373	16-22	.727	58-2.9	66-3.3
1976-77	29-29	183-376	.487	74-108	.685	241-8.3	440-15.2
1977-78	29-29	190-357	.532	65-97	.670	228-7.9	445-15.3
1978-79	26-26	148-326	.454	53-90	.589	196-7.5	349-13.4
<b>Totals</b>	<b>104-85</b>	<b>546-1,126</b>	<b>.485</b>	<b>208-317</b>	<b>.656</b>	<b>723-7.0</b>	<b>1,300-12.5</b>

## 6. Tom Baack, F, Fort Wayne, Ind. (Concordia)



Tom Baack finished his career with 1,299 points, a figure that stood as the school record until guard Jerry Fort came along 10 years. Baack played on three-straight winning Nebraska teams from 1965 through 1968, and helped the Huskers to an NIT appearance in 1966-67—the school's first-ever bid to the nation's oldest postseason tournament. Known for his satin-smooth jump shot, Baack served as an assistant coach at Nebraska for eight seasons, and his 17.3 per-game average for his career ranks third behind Dave Hoppen and Fort. Baack was selected in the 10th round of the 1968 NBA Draft by the Detroit Pistons.


### BAACK'S CAREER STATISTICS

Season	G	FG-FGA	Pct.	FT-FTA	Pct.	Reb.-Avg.	TP-Avg.
1965-66	25	147-325	.542	92-108	.852	106-4.2	386-15.4
1966-67	25	188-401	.469	73-90	.811	152-6.1	449-18.0
1967-68	25	191-412	.466	82-99	.828	134-5.4	464-18.6
<b>Totals</b>	<b>75</b>	<b>526-1,138</b>	<b>.462</b>	<b>247-297</b>	<b>.832</b>	<b>392-5.2</b>	<b>1,299-17.3</b>




### 7. Eric Piatkowski, G/F, Rapid City, S.D.

Senior Eric Piatkowski heads into his senior season ranked seventh on Nebraska's all-time scoring chart with 1,288 points. For more information on Piatkowski, please see pages 38-39



Brian Banks was a first-team All-Big Eight selection from Hammond, Ind.

### 8. Stuart Lantz, G, Uniontown, Pa.



Stuart Lantz teamed with Tom Baack to give Nebraska a potent one-two offensive punch. Lantz finished his career with 1,269 points and 571 rebounds. A two-time All-Big Eight pick, Lantz went on to play eight seasons in the NBA with four teams (San Diego/Houston Rockets, Detroit Pistons, New Orleans Jazz, Los Angeles Lakers). A charter member of the Nebraska Basketball Hall of Fame, Lantz had his jersey retired in the fall of 1989.

#### LANTZ'S CAREER STATISTICS

Season	G	FG-FGA	Pct.	FT-FTA	Pct.	Reb.-Avg.	TP-Avg.
1965-66	25	125-290	.431	56-85	.659	199-8.0	306-12.2
1966-67	25	190-368	.516	101-129	.783	193-7.7	481-19.2
1967-68	25	173-349	.495	136-181	.757	179-7.2	482-19.2
Totals	75	488-1,007	.485	293-395	.742	571-7.6	1,269-16.9

### 9. Chuck Jura, Center, Schuyler, Neb.



One of the top all-around centers in Nebraska history, Chuck Jura's 1,255 points rank eighth on the school's all-time list, and trail Stuart Lantz's career total by 14 points. Jura earned All-Big Eight honors as a senior and was an academic All-Big Eight choice, too. One of only four players in school history to average more than 20 points in a season (21.2), Jura ranks fifth on the all-time rebounding chart (740) and his 305 rebounds in his final season still stand as the NU single-season record. Like Lantz, Jura was a charter member of the Nebraska Basketball Hall of Fame. A third-round NBA draft pick by the Chicago Bulls, Jura played professional basketball in Europe for several seasons.

#### JURA'S CAREER STATISTICS

Season	G	FG-FGA	Pct.	FT-FTA	Pct.	Reb.-Avg.	TP-Avg.
1969-70	25	99-205	.483	51-86	.593	192-7.7	249-9.9
1970-71	26	181-306	.592	93-160	.594	243-9.3	455-17.5
1971-72	26	220-399	.551	111-181	.613	305-11.7	551-21.2
Totals	77	500-910	.549	255-427	.597	740-9.6	1,255-16.3

### 10. Jack Moore, Guard, Muncie, Ind. (Central)



Jack Moore will long be remembered by Husker faithful for his gummy play on the basketball court. He was honored with the 1982 Naismith Award, which is presented annually to the nation's top player under six-feet tall. During his four-year career, Moore scored 1,204 points, and shot .901 from the free-throw line—the second-best career mark in NCAA Division I history. Moore's .901 free-throw percentage broke the Big Eight record for career marksmanship, which had been held by his coach, Moe Iba. A consensus All-Big Eight selection as a senior, Moore was the first Husker cager to earn first-team academic All-Big Eight honors for three-straight seasons and his 382 career assists stand second on NU's all-time chart. Nebraska's MVP Award is named in honor of Moore, who was killed in a March 1984 plane crash. Moore was inducted into the Nebraska Basketball Hall of Fame last year.

#### MOORE'S CAREER STATISTICS

Season	G-GS	FG-FGA	Pct.	FT-FTA	Pct.	Reb.-Avg.	TP-Avg.
1978-79	20-0	21-61	.344	21-25	.840	19-1.0	63-3.2
1979-80	31-30	137-291	.471	184-211	.872	53-1.7	458-14.8
1980-81	27-27	111-221	.502	118-128	.922	54-2.0	340-12.6
1981-82	27-27	110-257	.428	123-131	.939	58-2.1	343-12.7
Totals	105-84	379-830	.457	446-495	.901	184-1.8	1,204-11.5



## 11. Brian Carr, G, Muncie, Ind. (Burriss)




Brian Carr is the only player in Nebraska history and one of just five in Big Eight Conference history to score 1,000 points and collect over 600 assists in a career. Carr, who finished his four-year career with 14 Nebraska school records, scored 1,182 points and collected 682 assists. The 682 assists rank as the second-best total in Big Eight history, only two off the record of 684 held by former Kansas guard Cedric Hunter. A second-team All-Big Eight selection as a senior (UPI), Carr was a two-time first-team academic All-Big Eight performer.

### CARR'S CAREER STATISTICS

Season	G-GS	FG-FGA	Pct.	3FG-Att.	Pct.	FT-FTA	Pct.	Reb.-Avg.	TP-Avg.
1983-84	30-0	59-114	.518	---	.000	19-32	.594	22-0.7	137-4.6
1984-85	30-30	118-210	.562	---	.000	48-58	.828	58-1.9	284-9.5
1985-86	30-30	139-293	.464	---	.000	79-93	.849	51-1.7	357-11.9
1986-87	33-33	131-325	.403	58-157	.369	84-104	.808	47-1.4	404-12.2
<b>Totals</b>	<b>123-93</b>	<b>447-942</b>	<b>.475</b>	<b>58-157</b>	<b>.369</b>	<b>230-287</b>	<b>.801</b>	<b>178-1.4</b>	<b>1,182-9.6</b>

## 12. Brian Banks, G, Hammond, Ind.




The other half of the "Hammond Hustlers," Brian Banks was a three-year starter at guard for the Huskers from 1976-77 through 1978-79. His best season was as junior in 1977-78, when he averaged 14 points and helped NU to a 22-8 record and an NIT bid. For his efforts, Banks earned first-team All-Big Eight honors.

### BANKS' CAREER STATISTICS

Season	G-GS	FG-FGA	Pct.	FT-FTA	Pct.	Reb.-Avg.	TP-Avg.
1975-76	27-1	42-93	.452	38-49	.776	33-1.2	122-4.5
1976-77	29-29	160-330	.485	66-100	.660	73-2.5	386-13.3
1977-78	30-30	173-351	.493	73-103	.709	84-2.8	419-14.0
1978-79	24-23	96-212	.453	31-46	.674	66-2.8	223-9.3
<b>Totals</b>	<b>110-83</b>	<b>471-986</b>	<b>.478</b>	<b>208-298</b>	<b>.698</b>	<b>256-2.3</b>	<b>1,150-10.5</b>

## 13. Marvin Stewart, G, Chicago, Ill. (Dunbar)



Marvin Stewart finished his three-year career with 1,138 points, and is remembered by Husker fans as one of the finest fast-breaking guards in school history. In his senior season, Stewart averaged 21.4 points, the second-best season average in school history, and earned first-team All-Big Eight honors. Stewart owns the distinction of being the only 1,000-point club member to top the mark in fewer than 70 games, as he appeared in 66. Stewart was a second-round draft selection of the NBA's Chicago Bulls in 1971.

### STEWART'S CAREER STATISTICS

Season	G	FG-FGA	Pct.	FT-FTA	Pct.	Reb.-Avg.	TP-Avg.
1968-69	26	137-321	.426	107-150	.713	66-2.5	381-14.6
1969-70	14	83-174	.477	35-56	.625	28-2.0	201-14.4
1970-71	26	215-426	.505	126-153	.824	54-2.1	556-21.4
<b>Totals</b>	<b>66</b>	<b>435-921</b>	<b>.472</b>	<b>268-359</b>	<b>.747</b>	<b>148-2.2</b>	<b>1,138-17.2</b>

## 14. Clifford Scales, G, Maywood, Ill.

(Westchester St. Joseph)




A steady player throughout his four-year Nebraska career, Clifford Scales tallied 1,136 points from 1988 through 1991. An honorable-mention All-Big Eight pick as a senior and a member of UPI's All-Big Eight Defensive team, Scales' 177 career steals rank as the most ever by a Cornhusker cager. One of five double-figure scorers on the 1990-91 NU team at 10.2 points per game, Scales hit a school-record 45.6 percent from 3-point range as a senior. He co-captained the Huskers' record-setting 26-8 1990-91 squad.

### SCALES' CAREER STATISTICS

Season	G-GS	FG-FGA	Pct.	3FG-Att.	Pct.	FT-FTA	Pct.	Reb.-Avg.	TP-Avg.
1987-88	31-5	71-139	.511	3-10	.300	25-35	.714	41-1.3	170-5.5
1988-89	32-27	122-253	.482	6-19	.316	52-77	.675	91-2.8	302-9.4
1989-90	26-26	112-219	.511	10-24	.417	84-100	.840	93-3.6	318-12.2
1990-91	34-34	136-291	.467	26-57	.456	48-60	.800	110-3.2	346-10.2
<b>Totals</b>	<b>123-96</b>	<b>441-901</b>	<b>.489</b>	<b>45-110</b>	<b>.409</b>	<b>209-272</b>	<b>.768</b>	<b>335-2.7</b>	<b>1,136-9.2</b>

## 15. Carl Hayes, F, Chicago, Ill.

(Westchester St. Joseph)



An exciting player in the open court, Carl Hayes finished his three-year Nebraska career with 1,136 points, which ranks 13th on NU's all-time chart along with former high school and college teammate Clifford Scales. A two-time honorable-mention All-Big Eight performer, Hayes was a starter on NU teams that earned back-to-back NCAA Tournament bids in 1991 and 1992.

### HAYES' CAREER STATISTICS

Season	G-GS	FG-FGA	Pct.	3FG-Att.	Pct.	FT-FTA	Pct.	Reb.-Avg.	TP-Avg.
1989-90	28-19	121-261	.464	5-16	.313	92-132	.697	138-4.9	339-12.1
1990-91	34-28	192-390	.492	1-12	.060	75-125	.600	179-5.3	460-13.5
1991-92	28-16	126-294	.429	31-84	.369	54-103	.524	155-5.5	337-12.0
<b>Totals</b>	<b>90-63</b>	<b>439-945</b>	<b>.465</b>	<b>37-112</b>	<b>.330</b>	<b>221-360</b>	<b>.614</b>	<b>472-5.2</b>	<b>1,136-12.6</b>

## 16. Herschell Turner, G, Indianapolis, Ind. (Shortbridge)



The first Husker cager to top the 1,000-point mark, Herschell Turner finished his career with 1,056 points. Turner teamed with Al Maxey to provide a strong offensive punch for Coach Jerry Bush's teams in the late 1950s. A first-team All-Big Eight selection as a senior, Turner was a strong rebounder and held NU's single-season rebounding record for 10 seasons (244), until Leroy Chalk grabbed 257 rebounds in 1969. Turner finished his three-year career with 626 rebounds, which ranks eighth on NU's all-time chart, and was a sixth-round draft choice of the NBA's Syracuse Nationals. He was inducted into the Nebraska Basketball Hall of Fame in 1990.

### TURNER'S CAREER STATISTICS

Season	G	FG-FGA	Pct.	FT-FTA	Pct.	Reb.-Avg.	TP-Avg.
1957-58	23	82-211	.389	82-136	.603	189-8.2	246-10.7
1958-59	25	146-361	.404	136-183	.743	244-9.8	428-17.1
1959-60	24	143-326	.439	96-155	.619	193-8.0	382-15.9
<b>Totals</b>	<b>72</b>	<b>371-898</b>	<b>.413</b>	<b>314-474</b>	<b>.662</b>	<b>626-8.7</b>	<b>1,056-14.7</b>

# CORNHUSKER 30-POINT CLUB

<u>Points</u>	<u>Player</u>	<u>Opponent</u>	<u>NU Result</u>
40	Jerry Fort	Missouri, Feb. 22, 1975	W, 80-77
	Rich King	Northern Illinois, Feb. 18, 1991	W, 82-73
38	Tom Russell	Kansas, Feb. 21, 1962	L, 73-70
35	Herschell Turner	*Missouri, Dec. 30, 1959	W, 78-67
	Dave Hoppen	Southern Colorado, Nov. 29, 1984	W, 89-67
34	Bill Johnson	Missouri, Jan. 18, 1954	W, 80-72
	Chuck Jura	at Oklahoma State, Jan. 26, 1972	W, 64-63
	Jerry Fort	at Kansas State, Jan. 17, 1976	W, 65-59
	Andre Smith	Eastern Washington, Dec. 3, 1979	W, 82-68
33	Fred Hare	at Texas, Dec. 18, 1964	L, 77-73
	Tom Baack	**Marshall, March 13, 1967	L, 119-88
	Marvin Stewart	Nevada-Reno, Dec. 14, 1970	W, 116-71
	Chuck Jura	Kansas, Feb. 19, 1972	W, 99-78
	Jerry Fort	Missouri, Feb. 16, 1974	W, 88-87 (OT)
	Andre Smith	Alabama-Birmingham, Dec. 22, 1979	W, 92-84 (4OT)
	Andre Smith	Wisconsin-Oshkosh, Jan. 4, 1980	W, 96-72
	Dave Hoppen	***California-Irvine, Dec. 28, 1984	W, 73-67
	Dave Hoppen	at Oklahoma State, Jan. 19, 1985	L, 68-66
32	Marvin Stewart	Iowa State, Feb. 15, 1969	L, 75-74 (OT)
	Marvin Stewart	Iowa State, Jan. 16, 1971	W, 84-62
	Jerry Fort	Oklahoma, Feb. 12, 1975	L, 65-57 (OT)
	Dave Hoppen	at Colorado State, Jan. 12, 1985	W, 88-78 (2OT)
	Dave Hoppen	at Oklahoma, Feb. 6, 1985	L, 83-74
	Dave Hoppen	at Montana State, Dec. 14, 1985	W, 76-59
31	Herschell Turner	at Missouri, March 2, 1959	W, 81-79
	Harold Cebrun	Wyoming, Dec. 2, 1963	W, 79-72
	Jerry Fort	*Oklahoma State, Dec. 28, 1973	W, 69-62
	Eric Johnson	Creighton, Nov. 26, 1988	W, 86-77
	Rich King	Harvard, Dec. 1, 1989	W, 117-79
30	Don Weber	*Kansas State, Dec. 28, 1953	W, 78-74
	Herschell Turner	*Oklahoma State, Dec. 27, 1958	W, 55-48
	Herschell Turner	Detroit, Jan. 31, 1959	W, 91-77
	Charlie Jones	at Texas Tech, Dec. 1, 1962	W, 68-66
	Marvin Stewart	at Missouri, Feb. 27, 1971	L, 77-65
	Lee Harris	Texas Christian, Dec. 11, 1972	W, 72-58
	Andre Smith	**Michigan, March 6, 1980	L, 76-69
	Dave Hoppen	South Dakota, Dec. 1, 1984	W, 101-69
	Eric Johnson	Michigan State, Nov. 30, 1989	L, 77-75
	Dapreis Owens	Eastern Washington, Dec. 21, 1991	W, 102-67

\*Big Eight Holiday Tournament.

\*\*National Invitation Tournament.


\*\*\*Cable Car Classic.

**Total 30-Point Scoring Games:** 39

Nebraska is 29-10 when it has a player score 30 or more points in a game. A total of 17 different players have had a 30-point scoring game for NU.

## 30-POINT HUSKER PERFORMANCES BY PLAYER

1. Dave Hoppen (1992-86)	7	Harold Cebrun (1964)	1
2. Jerry Fort (1973-76)	5	Fred Hare (1965-66)	1
3. Andre Smith (1978-81)	4	Lee Harris (1972)	1
Marvin Stewart (1969-71)	4	Bill Johnson (1952-54)	1
Herschell Turner (1958-60)	4	Charlie Jones (1962-64)	1
6. Eric Johnson (1988-89)	2	Dapreis Owens (1989-91)	1
Chuck Jura (1970-72)	2	Tom Russell (1961-62)	1
Rich King (1988-91)	2	Don Weber (1952-54)	1
9. Tom Baack (1966-68)	1		




# NU BASKETBALL HALL OF FAME TO HONOR FOUR

The sixth class of the Nebraska Basketball Hall of Fame will be honored at half-time of the Jan. 29, 1994, Oklahoma game. An alumni basketball game will be held prior to the Battle of the Big Eight's Big Reds at 5 p.m., and the new inductees and alumni game participants will be honored at a postgame reception.

**Bob Cerv**, a standout on the Cornhuskers' 1949 and 1950 Big Seven championship teams, is one of four players being honored. Cerv, who went on to a standout professional baseball career with the New York Yankees, lettered for NU from 1947 through 1950. He averaged 6.9 points as a junior in 1949 and 5.8 as a senior in 1950. He is the fifth member of the Huskers' 1950 Big Seven championship team to be inducted into the Hall of Fame.

A star for Coach Jerry Bush in the early 1960s was **Tom Russell**, who is also being inducted this year. Russell poured in a then-school-record 38 points against Kansas during the 1961-62 season. That record stood until Jerry Fort poured in 40 points against Missouri during the 1974-75 season. Russell led NU in scoring (12.5 ppg) and rebounding (9.7 rpg) as a junior, then paced the team in both departments (16.5 ppg, 8.0 rpg) as a senior. He ranked seventh nationally in field-goal percentage



Andre Smith was the 1981 Big Eight Conference Player-of-the-Year.

as a senior with a .560 mark. He still ranks 36th on NU's all-time scoring chart with 712 points and has the third-highest total among two-year Cornhusker players. Russell's 8.8 career rebound average still stands as the fifth-best mark in school history.

**Nate Branch**, who starred for Coach Joe Cipriano in the late 1960s is also being inducted. Branch, who went on to fame with the Harlem Globetrotters, had averaged 10.3 points as a sophomore in 1965, 13.5 as a junior and 15.6 as a senior in 1967. He hit 42.1 percent from the field, 70.0 percent from the free-throw line and pulled down 470 rebounds. NU posted a 46-29 three-year record during Branch's career. He still ranks 19th on the Huskers' all-time scoring chart with 958 points.

The fourth player being honored in 1994 is **Andre Smith**, the 1981 Big Eight Player-of-the-Year. Smith, a two-time first-team All-Big Eight pick, scored 1,717 points and grabbed 753 rebounds in his standout career. He led the Big Eight Conference in scoring with a 19.5 average in conference games only as a senior and went on to become a seventh-round draft pick of the Cleveland Cavaliers. He ranks third on NU's career scoring chart, fourth on the all-time rebound list.

In addition, Nebraska's veteran trainer, **George Sullivan**, will receive the Hall of Fame's Special Merit Award. Sullivan, who was tabbed as NU's Assistant Athletic Director for Athletic Medicine last spring, is in his 41st season as a full-time member of the Huskers' medical staff.

The Nebraska Basketball Hall of Fame was the brainchild of longtime Cornhusker athletic supporter Jerry Solomon, who first approached the University about the project in the fall of 1988. Financial support for the Hall of Fame was also provided by Jack Bock, Dale Herman and Dale Jensen.

The Hall is co-sponsored by the UNL Athletic Department and the Rebounders Club.

## HALL OF FAME MEMBERS

**1989 (11)**—James Buchanan, 1950-51-52; Sam Carrier, 1911-12-13; Steve Hokuf, 1930-31-33; Chuck Jura, 1970-71-72; Stuart Lantz, 1966-67-68; Don Maclay, 1929-30-31; Robert Parsons, 1936-37-38; Claude Retherford, 1947-48-49; Mathias "Mutt" Volz, 1923-24-25; George Wahlquist, 1933-35-36; Coach Harry Good, 1947-54.



Tom Russell ranked seventh nationally in field goal percentage as a senior.

**1990 (3)**—Herschell Turner, 1958-59-60; Milton "Bus" Whitehead, 1948-49-50; Coach Joe Cipriano, 1964-80.

**1991 (3)**—Leroy Chalk, 1969-70-71; Jerry Fort, 1973-74-75-76; Coach Jerry Bush, 1955-63.

**1992 (4)**—Sid Held, 1940-41-42; Rex Ekwall, 1955-56-57; Marvin Stewart, 1969-70-71; Coach W.H. Browne, 1933-40.

**1993 (3)**—Bob Pierce, 1949-50-51; Grant Simmons, 1964-65-66; Jack Moore, 1979-80-81-82.

**1994 (4)**—Bob Cerv, 1947-48-49-50; Tom Russell, 1961-62; Nate Branch, 1965-66-67; Andre Smith, 1978-79-80-81.

## SPECIAL MERIT AWARD

**1989**—Ed Childress and Bud Cuca, Lincoln; **1990**—Paul Schneider, Lincoln; **1991**—Bob Devaney, Lincoln; **1992**—Don Bryant, Lincoln; **1993**—Tony Sharpe, Lincoln; **1994**—George Sullivan, Lincoln.



# NEBRASKA BASKETBALL HONOR ROLL

## ALL-AMERICANS (8)

1913---Sam Carrier, Guard  
 1931---Don Maclay, Center  
 1933---Steve Hokuf, Guard  
 1936---George Wahlquist, Guard  
 1937---Robert Parsons, Guard  
 1952---James Buchanan, Guard  
 1978---Carl McPipe, Center  
 1986---Dave Hoppen, Center

## ACADEMIC ALL-AMERICANS (4)

1981---Jack Moore, second-team, Guard  
 1984---John Matzke, second-team, Forward  
 1989---Beau Reid, third-team, Forward  
 1991---Beau Reid, third-team, Forward

## ACADEMIC ALL-BIG EIGHT (23)

1966---Grant Simmons, Guard  
 1972---Chuck Jura, Center  
 1974---Tom Novak, Guard  
 1975---Larry Cox, Forward/Center  
 1976---Larry Cox, Forward/Center  
 1978---Curt Hedberg, Forward  
 1979---Curt Hedberg, Forward  
 1980---Jack Moore, Guard  
 1981---Jack Moore, Guard  
 1982---Jack Moore, Guard  
 1984---John Matzke, Forward  
 1985---John Matzke, Forward  
     Dave Hoppen, Center  
 1986---John Matzke, Forward  
     Brian Carr, Guard  
 1987---Brian Carr, Guard  
     Bill Jackman, Forward  
 1988---Henry T. Buchanan, Guard  
 1989---Beau Reid, Forward  
 1990---Rich King, Center  
 1991---Beau Reid, Forward  
 1992---Bruce Chubick, Forward  
 1993---Bruce Chubick, Forward

*No team selected from 1967 through 1971.*

## ALL-CONFERENCE HUSKERS (39)

### (First-Team Only)

Missouri Valley (10)  
 1909---W.W. Walsh, Forward  
 1910---H.O. Perry, Forward  
 1911---J.P. Gibson, Forward;  
     O.A. Frank, Guard  
 1913---Ross Haskell, Forward;  
     Sam Carrier, Guard  
 1919---Carl Jackson, Forward  
 1925---Orr Goodson, Center;  
     Mathias "Mutt" Volz, Guard  
 1927---Clark Smaha, Forward

### Big Six (8)

1930---Don Maclay, Center  
 1931---Steve Hokuf, Guard  
 1933---Steve Hokuf, Guard  
 1936---George Wahlquist, Forward  
 1937---Robert Parsons, Guard

1938---Robert Parsons, Guard  
 1941---Sid Held, Guard;  
     Don Fitz, Guard

### Big Seven (4)

1949---Claude Retherford, Guard  
     Milton "Bus" Whitehead, Forward  
 1950---Milton "Bus" Whitehead, Forward  
 1952---James Buchanan, Guard

### Big Eight (17)

1960---Herschell Turner, Guard  
 1966---Grant Simmons, Guard  
 1967---Stuart Lantz, Guard  
 1968---Stuart Lantz, Guard  
 1971---Marvin Stewart, Guard  
 1972---Chuck Jura, Center  
 1974---Jerry Fort, Guard  
 1975---Jerry Fort, Guard  
 1976---Jerry Fort, Guard  
 1978---Brian Banks, Guard  
 1980---Andre Smith, Center  
 1981---Andre Smith, Center  
 1982---Jack Moore, Guard  
 1984---Dave Hoppen, Center  
 1985---Dave Hoppen, Center  
 1986---Dave Hoppen, Center  
 1993---Eric Piatkowski, Guard

### BIG EIGHT COACH-OF-THE-YEAR (5)

1965---Joe Cipriano (AP)  
 1978---Joe Cipriano (UPI)  
 1980---Moe Iba (AP/UPI)  
 1981---Moe Iba (UPI)  
 1991---Danny Nee (AP/UPI)

### BIG EIGHT PLAYER-OF-THE-YEAR

1981---Andre Smith (AP/UPI)

### BIG EIGHT FRESHMAN-OF-THE-YEAR

1993---Erick Strickland (AP/Big 8 Coaches)

### WORLD UNIVERSITY GAMES (2)

1985---Dave Hoppen, Center (Silver)  
 1993---Eric Piatkowski, Guard (Gold)

### WORLD CHAMPIONSHIP (1)

1954---Bill Johnson, Forward (Gold)

### U.S. OLYMPIC FESTIVAL (3)

1983---Dave Hoppen, Center (Bronze)  
     Moe Iba, Coach, North (Bronze)  
 1991---Eric Piatkowski, Guard (Gold)

**Note:** Piatkowski was named to 1991 U.S. Olympic Festival All-Tournament Team.

### NABC ALL-STAR GAME (2)

1972---Chuck Jura, Center  
 1991---Rich King, Center

## POSTGRADUATE SCHOLARS (4)

### NCAA (4)

1972---Al Nissen  
 1986---John Matzke  
 1987---Bill Jackman  
 1991---Beau Reid

### Big Eight (1)

1976---Kent Reckeway

## HUSKERS IN THE NBA DRAFT

The first NBA draft of collegiate players was held following the 1947-48 season, however, the league did not begin to keep records of team-by-team draft lists until 1952. Here is a list of Cornhusker players drafted by the NBA since 1952, with the round, if known, in ().

1952/Jim Buchanan, Celtics.  
 1954/Bill Johnson, Celtics.  
 1960/Herschell Turner, Nationals (6th)  
 1966/Grant Simmons, Bullets  
 1967/Willie Campbell, SuperSonics (15th)  
 1968/Stuart Lantz, Rockets (3rd)  
     Tom Baack, Detroit Pistons (10th)  
 1970/Jim Brooks, Rockets (12th)  
 1971/Marvin Stewart, 76ers (2nd)  
     Leroy Chalk, Celtics (13th)  
 1972/Chuck Jura, Bulls (3rd)  
 1974/Brendy Lee, Hawks (10th)  
 1976/Jerry Fort, Bulls (10th)  
 1979/Carl McPipe, 76ers (5th)  
 1981/Andre Smith, Cavaliers (7th)  
 1982/Jack Moore, K.C. Kings (9th)  
 1986/Dave Hoppen, Hawks (3rd)  
 1991/Rich King, SuperSonics (1st)

NBA logo from pg. 22 of last year's guide here.



# NEBRASKA BASKETBALL LETTERMEN, 1897-1993

**Note:** Letterman lists are not available for 1894, 1895, 1897, 1904 and 1906. The year listed is for the year in which the season ended. For example 1918 represents the 1917-18 season.

**A**dkins, R.F., 1918  
Akmomis, Bernard, 1951  
Amberson, A.B., 1910  
Amen, Paul, 1936-37-38  
Anderson, Chuck, 1980  
Anderson, Kenneth, 1947-49  
Anderson, R.D., 1899  
Anderson, R.R., 1900  
Anderson, W.E., 1899-1900  
Andresen, Roy H., 1925-26-27  
Antulov, Bob, 1964  
Artman, Allan, 1942-43-44  
Arwood, Jim, 1956-57-58

**B**aack, Tom, 1966-67-68  
Babson, (no first name listed), 1901  
Badgett, Terrance, 1993  
Bailey, Russell, 1919-20-21  
Bailous, Anthony, 1986-87  
Baker, Howard, 1935-36-37  
Banks, Brian, 1976-77-78-79  
Bargen, Jed, 1988-89  
Barger, Gerald, 1932  
Barry, Donald, 1946  
Barth, Phil, 1960  
Beerkle, Wilmer J., 1924-25-26  
Beers, F.R., 1905  
Bekins, Melvin, 1920-21  
Belka, Robert, 1933  
Bell, Dwight, 1907-08-09  
Bell, Paul, 1905-07-08  
Benedict, M., 1903  
Berwald, Lance, 1980-81  
Best, Tom, 1993  
Black, Leo, 1924-25  
Bloss, Dale, 1945  
Boich, Arnold, 1955  
Boone, Jaron, 1993  
Bornschlegl, Larry, 1963  
Boswell, Hubert, 1932-33  
Bottorf, John, 1942-43  
Bowers, Bill, 1960-61-62  
Branch, Nate, 1965-66-67  
Brooks, Jim, 1969  
Brothers, Ralph, 1896  
Brown, Burton, 1943  
Brown, Darren, 1986  
Brown, John, 1926-27-28  
Brown, Joseph, 1946-47-48-50  
Bryan, Tom, 1969-71  
Buchanan, Demetrius, 1985  
Buchanan, Henry T., 1987-88  
Buchanan, James, 1950-51-52  
Buel, Duane, 1954-55-56  
Burke, A.G., 1896  
Burrus, R.M., 1905-07-08  
Buuck, A. Allen, 1960-61

**C**ahill, John, 1959  
Caldwell, James, 1977  
Campbell, H.W., 1916-17  
Campbell, Willie, 1965-66-67  
Carman, Frank, 1921-22  
Carr, Brian, 1984-85-86-87  
Carrier, S.C., 1911-12-13  
Cassidy, Fred, 1943  
Caulbe, Ken, 1968-69-70  
Cebrun, Harold, 1964  
Cech, Henry, 1948-49-50  
Cerv, Bob, 1947-48-49-50  
Chalk, Leroy, 1969-70-71  
Chambers, Phil, 1975  
Chandler, Derrick, 1992-93  
Christline, Cal, 1971-72-73  
Chubick, Bruce, 1991-92-93  
Cloudy, Stan, 1983-84  
Coard, Eric, 1975-76-77  
Coker, Fred, 1974  
Collins, J.C., 1917  
Collins, Ray, 1979-80-81-82  
Conklin, Leonard, 1931  
Cook, Theresa, 1946

Copple, Leland, 1932-33-34  
Cortelyou, S.V., 1899-1900-01-02  
Coufal, Norman, 1955-56  
Cox, Larry, 1974-75-76  
Cox, Rodney, 1947-48-49  
Cozier, Kenneth J., 1923-24  
Cresswell, Chris, 1990-91-92  
Cunningham, Bill, 1979  
Curran, Sammy, 1980

**D**amm, Jim, 1966-67-68  
Davey, G. Seldon, 1930-31  
Davison, Charles Minot, 1931-32  
Day, Bernard, 1986-87  
Despot, Srebrenko, 1978  
Dewitz, Rufus, 1924  
Dock, Titus, 1984  
Doebale, Dudley, 1956-57  
Dohrmann, Elmer, 1936-37-38  
Dolezal, Eric, 1989  
Downing, Greg, 1980-81-82-83  
Dworak, Thomas, 1944

**E**baugh, Floyd, 1936-37-38  
Eckelman, Eric, 1979  
Ekstrom, Fred, 1924-25-26  
Ekwall, Rex, 1955-56-57  
Eldridge, Bruce, 1918  
Elliott, N.J., 1903  
Elliott, Robert, 1937-38-39  
Elliott, Thomas, 1926-27-28  
Elson, Kenneth, 1942-43  
Empkey, Frank, 1966-67  
Enright, Mark, 1974  
Erwin, Steve, 1973-74-75  
Extrom, LeGrand, 1952

**F**agler, Willard, 1952-53-54-55  
Farmer, Tony, 1991  
Ferguson, J.M., 1903  
Fisher, Morris, 1929-30-31  
Fitz, Don, 1939-40-41  
Fitzgibbon, John, 1941-42-43  
Fitzpatrick, Wilson, 1958  
Flothow, Paul, 1917  
Flynn, W.H., 1917  
Fort, Jerry, 1973-74-75-76  
Frank, O.A., 1911-12  
Fredstrom, Paul, 1952-53

**G**alter, Morris, 1944  
Gardner, Charles, 1916  
Gardner, J., 1916  
Gates, Bob, 1950  
Gerelick, Philip, 1926-27  
Gerhart, H., 1918  
Gibson, J.P., 1911-12  
Gillilan, Charles, 1919  
Gilreath, Ivan, 1981  
Glock, Jason, 1992  
Goetze, Hartmann, 1940-41-42  
Gohde, George, 1928  
Good, Joseph, 1951-52-53  
Goodson, Orr, 1924-25  
Grace, Harvey, 1928-29-30  
Gratopp, Bob, 1968-69-70  
Graves, Allen, 1958  
Gregory, Amos, 1993  
Gregory, Tom, 1971-72  
Gribble, George, 1942  
Grimm, Lloyd, 1937-38-39  
Grupe, Ivan, 1961-62-63  
Gutleben, J.S., 1896

**H**agensick, E.H., 1905  
Hagensick, Ed, 1902  
Hahn, Robert, 1945  
Hale, Leland, 1935-36-37  
Hanzlik, M., 1912-14  
Hare, Fred, 1965-66  
Hare, Jerry, 1954  
Harris, Lee, 1972

Harris, Rickey, 1974-75-76-77  
Harry, Robert, 1958-59-60  
Hartley, Harold, 1921  
Haskell, Ross, 1912-13-14  
Hassler, Francis, 1943  
Hawkins, Earl, 1913-14-15  
Hay, John, 1940-41  
Hayes, Carl, 1990-91-92  
Hecox, Fred, 1945-46  
Hedberg, Curt, 1975-77-78-79  
Heinzelman, Robert, 1942-43  
Held, Sidney, 1940-41-42  
Henrion, Walter, 1932-33  
Hester, Wayne, 1958-59-60  
Hewitt, I.P., 1902-03  
Hiltner, A.H., 1910-11-12  
Hiltner, W., 1903  
Hoar, J.W., 1903-05-07  
Hoemann, Vic, 1945  
Hoffman, J.F., 1991-92  
Hokuf, Stephen, 1930-31-33  
Holder, Allen, 1976-77  
Hollins, Kenneth, 1944-45  
Holm, Elmer, 1927-28-29  
Hoppen, Dave, 1983-84-85-86  
Howard, Terry, 1957  
Howard, Warren, 1914  
Hubka, Ernest, 1918  
Huge, Jim, 1961-63  
Hugg, Ed, 1914-15-16  
Hughes, Brett, 1982-83  
Hughes, Michael, 1992  
Hussey, John W., 1920  
Hutchinson, W.C., 1910-11  
Hyde, Leslie E., 1913

**I**ngersoll, A.E., 1909-10

**J**ackman, Bill, 1985-86-87  
Jackson, Carl, 1918-19  
Jackson, Don, 1973  
Jackson, Jack, 1939  
Jackson, Stanley, 1977  
Jackson, W.C., 1917  
Jensen, Clifford, 1930  
Johnson, Bill, 1987-88  
Johnson, Eric, 1988-89  
Johnson, Handy, 1982-83  
Johnson, Jamar, 1992-93  
Johnson, Lenard, 1982-83  
Johnson, William, 1952-53-54  
Jones, Charles, 1962-63-64  
Jones, W.A., 1910  
Jungmeier, Walter, 1920  
Jungmeier, Wesley, 1920  
Jura, Chuck, 1970-71-72

**K**acer, Oldyn, 1919  
King, Lyle, 1940-41-42  
King, Rich, 1988-89-90-91  
Kipper, Paul, 1951  
Kirlin, Albert, 1947  
Klepser, Merritt J., 1923-25-27  
Knutzen, Owen, 1943  
Koca, Todd, 1988-89  
Koehler, J.P., 1901-02  
Koenig, Robert, 1945  
Kohl, Adam, 1922  
Korte, Robert, 1946  
Kortus, Joel, 1963-64-65  
Koster, George, 1931-32  
Kovanda, William, 1937-38-39  
Kowalke, James, 1959-60-61  
Krake, L.S., 1905-07  
Krall, Robert, 1928-29  
Kubacki, Jim, 1956-57-58  
Kuhlman, Elza, 1944

**L**antz, Stuart, 1966-67-68  
Lawry, Anton, 1947-48-49-50

Lawson, Wm. Vinton, 1926  
Leacox, Robert, 1935-36  
Leback, Gayle, 1946-47  
Lee, Brendy, 1972-73-74  
Leitner, Roger, 1967-68  
Lenser, Kurt, 1932  
LeRossignol, Curt, 1971-72  
Letts, Madison, 1932  
Lewandowski, Adolph, 1928-29-30  
Lively, Kelly, 1989-90-91  
Livingston, Dale, 1946  
Livingston, Leslie, 1940-41-42  
Loder, Dwight, 1934  
Logan, Chris, 1985-86  
Lundholm, William, 1959  
Lunney, Kenneth, 1932-33-34

**MacFarlane, Dave**, 1980  
Maclay, Donald, 1929-30-31  
Malecek, Joseph, 1949-50  
Manning, Pete, 1988-89  
Marquiss, Warren, 1943  
Marsh, Ricky, 1973-74  
Marshall, Harvey, 1985-86  
Martin, Sam, 1968-69-70  
Martin, Val, 1976  
Martz, Mike, 1984-85-86-87  
Mason, Paul, 1932-33-34  
Matson, C.E., 1896  
Matzke, John, 1982-84-85-86  
Matzke, Stan, 1952-53-54-55  
Mauch, Arthur, 1931-32  
Maxey, Al, 1959-60  
McDonald, Paul, 1977  
McPipe, Carl, 1976-77-78-79  
McVicker, Mark, 1977-78-79-80  
Mercier, Bob, 1951  
Mielenz, Frank, 1926  
Moller, Cliff, 1969  
Moody, Keith, 1990-91  
Moore, Bob, 1978-79  
Moore, Curtis, 1984-85  
Moore, Jack, 1979-80-81-82  
Moore, James, 1984  
Moore, M.S., 1899  
Morrell, (no first name), 1912  
Morrison, C.C., 1899  
Morrison, C.E., 1896  
Moser, W.A., 1905-07  
Mosser, Cornelius, 1948  
Mulvaney, Charles, 1946  
Munger, Glen, 1922  
Munn, Glen B., 1929  
Munn, Glenn, 1928  
Munn, Monte, 1920-21  
Munson, Bob, 1971  
Myers, C.B., 1914-15  
Myrthil, Gerard, 1978-79

**Naderer, Mike**, 1978-79-80-81  
Nagl, (no first name), 1912  
Nannen, Lyle, 1956-57  
Nannen, Neil, 1962-63-64  
Nelson, Douglas, 1944  
Nelson, H., 1916-17  
Nelson, Lawrence, 1936  
Neubert, Keith, 1984-86-87  
Newman, Richard, 1919-20-21  
Newton, B.A., 1903  
Nielsen, R., 1901  
Nissen, Al, 1970-71-72  
Novak, Terry, 1975-77-78  
Novak, Tom, 1972-73-74

**Oison, Carl**, 1928-29  
Othmer, Kenneth, 1927-28  
Owen, L.R., 1911  
Owens, Dapreis, 1989-90-91-92

**Page, Theodore**, 1927  
Parsons, Robert, 1936-37-38  
Parsons, Rollin, 1933-34-35  
Parsons, Ronald, 1957  
Patty, Jesse, 1919-20  
Pearson, Brice, 1965  
Perry, H.O., 1908-09-10  
Peterson, Arthur, 1945  
Peterson, Mike, 1970-71-72

Petrashek, G.L., 1909-10  
Petsch, Daryl, 1962-63-64  
Phillips, Albert, 1918  
Phipps, Hansel, 1931  
Piatkowski, Eric, 1991-92-93  
Pickett, John, 1919-20  
Pierce, Robert, 1949-50-51  
Pillsbury, M.P., 1899-1902  
Pitcaithley, Harry, 1939-40  
Placek, E.E., 1896  
Ploetz, John, 1978  
Ponce, David, 1983-84  
Poynter, Floyd, 1920  
Puelze, Dennie, 1962-63

**Ramos, Jose**, 1991  
Randall, Albert, 1939-40-41  
Raymond, L., 1902  
Reckewey, Kent, 1973-74-75  
Reid, Beau, 1988-89-90-91  
Reimers, Gary, 1956-57-58  
Reiners, Al, 1966  
Rekeweg, Jeff, 1987-88  
Renfro, Claude, 1981-82-83  
Renzelman, Gary, 1953-54-55  
Retherford, Claude, 1947-48-49  
Reynolds, Burch, 1919  
Richardson, Ray, 1989-90  
Riddell, Ted, 1917  
Riddlesbarger, W.P., 1922-23  
Riehl, Tony, 1971-72-73  
Robinson, Magnus, 1946  
Rooney, Patrick, 1944  
Roots, Al, 1960-61  
Roy, William, 1955  
Russell, R.C., 1920-22  
Russell, Thomas R., 1961-62  
Rutherford, R.B., 1914-15-16

**Sandbulte, Gerald**, 1952-53  
Sandstedt, James, 1946  
Sauer, George, 1932-33  
Scales, Clifford, 1988-89-90-91  
Scantlebury, Tom, 1968-69-70  
Scarlett, Trent, 1982-83  
Schleiger, Richard, 1947-48-49  
Schmidt, A.C., 1909-10  
Schmidt, .A., 1908-09  
Schneider, Leo, 1946  
Sealer, Joel, 1985-86-87  
Seeger, Fred, 1952-53-54  
Shaver, Dan, 1967  
Shellenberg, E., 1918-19-20  
Shields, P., 1915-16  
Shields, Paul, 1947-48  
Shipwright, Richard, 1959  
Shoecraft, Jerry, 1979-80-81-82  
Siegel, Bob, 1974-75-76-77  
Simmons, Grant, 1964-65-66  
Simmons, Ron, 1966-67-68  
Sladovnic, Charles, 1962  
Smaha, Clark, 1925-26-27  
Smidt, Don, 1956-57-58  
Smith, Andre, 1978-79-80-81  
Smith, Austin, 1920-21-22  
Smith, Charles L., 1954-55-56  
Smith, H.B., 1899  
Smith, Richard, 1988  
Smith, Ronnie, 1984-85  
Smith, Terry, 1982-83  
Snyder, James, 1951  
Sorensen, Harry, 1934-35-37  
Spear, John, 1922  
Spear, Wallace, 1918-19  
Spears, Jerry, 1964-65  
Sprague, Leon, 1926  
Srb, Richard, 1947-48-49  
Stange, Drew, 1981-82  
Stebbins, (no known first name), 1900  
Stewart, Marvin, 1969-70-71  
Stipsky, Ed, 1931  
Stone, Charles, 1967  
Story, C.M., 1899  
Strahan, James, 1945  
Strickland, Erick, 1993  
Stromer, Byron, 1918  
Stryker, Herbert, 1912-13  
Svehla, Matt, 1988-89

Swank, George, 1959  
Swett, Rex, 1960-61-62

**Tallman, Frank**, 1938-39-40  
Tangeman, Robert, 1944  
Taylor, Ron, 1974-75  
Theisen, Ralph, 1916  
Therien, Robert, 1939-40  
Thom, Jim, 1956  
Thomas, (no known first name), 1901  
Thomas, Dwight P., 1918  
Thomas, Grant, 1938-39  
Thompson, John, 1941-42-43  
Tipton, Milo, 1923-24-25  
Tipton, Paul, 1922  
Torrens, Lee, 1969-70  
Turner, Herschell, 1958-59-60

**Underwood, Clinton**, 1912-13  
Usher, Willard O., 1923-24-25

**Vacanti, Charles**, 1940  
Van Poelgeest, Richard, 1987-88-89-90  
Vance, Deak, 1986  
Vick, Derrick, 1987-88  
Vincent, William, 1962-63  
Volz, Mathias G., 1923-24-25  
Von Seggern, Dale, 1968-69-70

**Wagner, Robert**, 1967-68  
Wahlquist, George, 1933-35-36  
Walsh, Elmer, 1961  
Walker, G.E., 1899  
Wall, Jan, 1960-61  
Walsh, Larry, 1950  
Walsh, W.W., 1907-08-09  
Walton, Kenny, 1981-82-83  
Ward, Harrison, 1951  
Warfield, G.A., 1896  
Warren, (no first name), 1901  
Warren, Glen, 1921-22-23  
Waterman, R.L., 1900  
Watters, F.E., 1911  
Watts, Randy, 1971-72  
Webb, Coley, 1964-65-66  
Weber, Don, 1952-53-54  
Wells, William, 1954-57  
Werner, Alton, 1937-38-39  
Wertz, L.E., 1917  
West, Tim, 1980  
Whitaker, Henry, 1934-35-36  
White, Anthony, 1984-85  
Whitehead, Milton, 1948-49-50  
Widman, Harvey, 1934-35-36  
Williams, Eric, 1980-81-83-84  
Willis, Stephen, 1975-76  
Wilnes, Norman, 1950-51  
Wischmeier, B. Scott, 1932  
Witte, Willard, 1928-29-30  
Wood, Wilbur S., 1908-09-10  
Woolridge, Andre, 1993  
Wright, Earl, 1963-64  
Wyant, Harlan, 1924

**Yaffee, Irvin**, 1939-40  
Yates, James, 1961-64  
Young, Max, 1941-42-43



# NU COACHES WIN-LOSS RECORDS BY PERCENTAGE

<u>Coach</u>	<u>Season(s)</u>	<u>Years</u>	<u>Games</u>	<u>Won</u>	<u>Lost</u>	<u>Pct.</u>
T.P. Hewitt	1900	1	5	5	0	1.000
Sam Waugh	1916	1	14	13	1	.929
Paul Schlisser	1920-21	2	38	37	5	.881
E.O. Stiehm	1912-15	4	70	56	14	.800
Frank Lehmer	1897-99	3	10	7	3	.700
W.E. Kline	1924-25	2	35	23	12	.657
Fred Morrell	1902	1	8	5	3	.625
Moe Iba	1981-86	6	177	106	71	.599
Walter Hiltner	1903	1	12	7	5	.583
R.G. Clapp	1904-09	6	102	59	43	.578
Danny Nee	1987-93	7	219	126	93	.575
Joe Cipriano	1964-80	17	450	253	197	.562
Dr. E.J. Stewart	1917-19	3	52	29	23	.558
O.F. Field	1911	1	18	9	9	.500
E. Berry	1901	1	6	3	3	.500
Charles T. Black	1927-32	6	108	51	57	.472
Harry C. Good	1947-54	8	185	86	99	.465
Ernest Bearg	1926	1	18	8	10	.444
William Browne	1933-40	8	151	64	87	.424
Owen A. Frank	1922-23	2	34	14	21	.400
Jerry Bush	1955-63	9	213	81	132	.380
T.J. Hewiat	1910	1	16	6	10	.375
L.F. Klein	1946	1	20	7	13	.350
A.J. Lewandowski	1941-45	5	87	24	63	.276
<b>Totals</b>	<b>1897-1993</b>	<b>97</b>	<b>2,042</b>	<b>1,073</b>	<b>969</b>	<b>.526</b>



Danny Nee



Moe Iba



Joe Cipriano



Jerry Bush



Harry Good



L.F. Klein



A.J. Lewandowski



William Browne



Charles T. Black



Ernest Bearg



W.E. Kline



Owen A. Frank



Paul Schlisser



Dr. E.J. Stewart



Sam Waugh



E.O. Stiehm



O.F. Field



T.J. Hewiat



R.G. Clapp



Paul Schlisser




E. Berry



T.P. Hewitt



Frank Lehmer



# All-Time NU Results

**1896-97 Won 2, Lost 0**Home: 2-0 Away: 0-0  
Coach: Frank Lehmer

		NU Opp.	
W/H	2/1	Lincoln YMCA	8 1
W/H	2/22	Lincoln YMCA	23 14

**Season Notes:** Six years after Dr. James Naismith invented game of basketball, NU fielded its first team...Frank Lehmer guided NU's first squad.

**1897-98 Won 1, Lost 3**Home: 0-3 Away: 1-0  
Coach: Frank Lehmer

		NU Opp.	
L/H	1/8	Lincoln YMCA	9 15
L/H	1/15	Omaha YMCA	12 16
L/H	2/1	Lincoln YMCA	13 20
W/A	2/22	Omaha YMCA	10 9

**Season Note:** After three-straight losses to open season, Nebraska ended second season of intercollegiate basketball with 10-9 win over Omaha YMCA.

**1898-99 Won 4, Lost 0**Home: 3-0 Away: 1-0  
Coach: Frank Lehmer

		NU Opp.	
W/H	1/17	Doane	52 7
W/H	1/20	Omaha YMCA	21 14
W/H	2/1	Neb. Wesleyan	37 5
W/A	2/2	Neb. Wesleyan	57 3

**Season Notes:** Second undefeated season in school history...final season for NU's first coach, Frank Lehmer...after seven games in first two-plus seasons of intercollegiate basketball against Lincoln and Omaha YMCA teams, Huskers faced first collegiate opponent in Doane.

**1899-1900 Won 5, Lost 0**Home: 5-0 Away: 0-0  
Coach: T.P. Hewitt

		NU Opp.	
W/H		Nebraska Wesleyan	42 9
W/H		Lincoln YMCA	39 7
W/H		Doane	57 3
W/H		Omaha YMCA	26 14
W/H		Kansas	48 8

**Season Notes:** Third and last undefeated season in school history...March 2 Kansas game at Lincoln was first-ever between present-day Big Eight Conference institutions and ranked as worst loss ever for Jayhawks...only season for Coach T.P. Hewitt.

**1900-01 Won 3, Lost 3**Home: 2-1 Away: 1-2  
Coach: E. Berry

		NU Opp.	
W/A		Omaha YMCA	13 11
W/H		Lincoln YMCA	10 8
W/H		Omaha YMCA	20 12
L/H		Omaha YMCA	20 28
L/A		Fond du Lac	20 32
L/A		Stevens Point A.C.	13 38

**Season Notes:** Opened season with three-straight wins, then dropped final three games of season to finish .500...third-consecutive .500 or better record...only season for Coach E. Berry.

**1901-02 Won 5, Lost 3**Home: 3-0 Away: 2-3  
Coach: Fred Morrell

		NU Opp.	
W/H	1/18	Neb. Wesleyan	63 14
W/H	2/1	Lincoln YMCA	32 30
L/A	2/15	Minnesota	9 52
W/A	2/17	Sioux City YMCA	42 24
L/A	2/28	Haskell	29 79
W/A	3/1	Kansas	35 29
L/A	3/3	Topeka YMCA	36 52
W/H	3/22	Topeka YMCA	27 13

**Season Notes:** First and only season for Coach Fred Morrell...fourth-straight .500 or better season.

**1902-03 Won 7, Lost 5**Home: 3-1 Away: 4-4  
Coach: W. Hiltner

		NU Opp.	
W/H	12/18	Lincoln YMCA	25 18
L/A	1/17	Haskell	18 25
L/H	1/24	Lincoln YMCA	24 35
W/H	1/31	Kansas	23 18
W/A	2/3	Denver YMCA	44 29
W/A	2/4	Colorado College	39 11
W/A	2/5	Colorado	28 12
W/A	2/6	Greeley High	25 15
L/A	2/7	Chey. Business	28 42
W/H	2/20	Lincoln YMCA	33 20
L/A	3/6	Minnesota Ag.	4 13
L/A	3/7	Minnesota	14 41

W	Nebraska Wesleyan	57 23
W	Omaha YMCA	24 21
W	Fort Dodge	53 27
W	Shattuck	44 22
W	Minnesota	22 21
W	Minnesota	28 25
L	Omaha YMCA	29 30
W	Baker	49 19
W	Port Washington	47 36
L	Ripon	28 32
W	Menasha	37 19
W	Lawrence	37 24
L	Lewis	32 61
L	Chicago Central	22 59

**Season Note:** Huskers won then-school-record 11 games.

**1905-06 Won 12, Lost 2**Home: 4-1 Away: 8-1  
Coach: R.G. Clapp

L/A	2/21	Wisconsin	31 35
L/A	2/22	Iowa	29 32
L/A	2/23	Grinnell	21 27
W/H	3/1	Denver	40 13
W/H	3/25	Neb. Wesleyan	59 11

**Season Notes:** Nebraska posted ninth-straight .500 or better record, third-consecutive under Coach R.G. Clapp...74-point margin of victory over Crete (82-8) largest in school history.

**1907-08 Won 9, Lost 10**(4-2 in MVC, 2nd)  
Home: 3-3 (2-2) Away: 6-7 (2-0)  
Coach: R.G. Clapp

		NU Opp.	
W/A	12/18	Neb. Wesleyan	33 19
L/H	1/11	Muscatine	21 39
W/A	1/15	Kansas State	36 18



Nebraska's first basketball team posted a 2-0 record.

**Season Notes:** In only season under Coach W. Hiltner, Nebraska posted 7-5 record...fifth-straight .500-plus campaign.

**1903-04 Won 9, Lost 5**(Sites and dates unavailable)  
Coach: R.G. Clapp

		NU Opp.	
W	Nebraska Wesleyan	47 10	
L	Highland Park	NA NA	
W	Lincoln High	49 26	
L	Nebraska Wesleyan	31 32	
L	Lincoln YMCA	NA NA	
W	Lincoln YMCA	NA NA	
W	Lincoln YMCA	31 12	
W	Nebraska Wesleyan	25 9	
W	Omaha Christian	35 26	
L	Sioux City YMCA	14 49	
W	Morningside	57 27	
L	Minnesota	21 42	
W	Minneapolis YMCA	15 10	
W/H	Wisconsin	25 22	

**Season Notes:** In first season under Coach R.G. Clapp, Nebraska won school-record nine games...Wisconsin was first Big Ten school to play Huskers at Lincoln.

**1904-05 Won 11, Lost 5**(Sites unavailable)  
Coach: R.G. Clapp

		NU Opp.	
W	Nebraska Wesleyan	32 31	
L	Highland Park	34 39	

		NU Opp.	
W/H	1/13	Kansas City A.C.	33 22
W/H	1/29	K.C. YMCA	25 24
W/H	2/3	Baker	34 23
L/H	2/12	Kansas	17 37
W/A	2/19	Kansas State	50 14
W/A	2/20	Fort Riley	43 13
W/A	2/21	Baker	33 27
W/A	2/22	Independence	41 16
L/A	2/23	Kansas City A.C.	21 49
W/A	2/25	Kansas City A.C.	26 25
W/H	3/15	Brown "B"	57 12
W/A	3/20	Bellevue	39 27
W/A	3/21	Fort Dodge	33 23
W/A	3/22	Shattuck	59 23

**Season Note:** Won then-school-record 12 games (against two losses).

**1906-07 Won 10, Lost 6**Home: 5-0 Away: 5-6  
Coach: R.G. Clapp

		NU Opp.	
W/A	1/4	Crete	82 8
W/A	1/11	Neb. Wesleyan	38 26
W/H	1/26	Central City	40 9
W/H	1/28	Iowa	25 17
W/H	2/9	Kansas	32 19
W/A	2/14	Fort Dodge	34 22
L/A	2/15	Minnesota	19 20
L/A	2/16	Minnesota	18 20
W/A	2/18	Hudson	26 25
W/A	2/19	Marsh. (Co. A)	33 16
L/A	2/20	Portage (Co. F)	23 27

**Season Notes:** First season as member of Missouri Valley Conference...Huskers won MVC North Division title with 4-2 record, but because of scheduling difficulties, did not play a game against a team in own division...Husker Wilbur Wood was nation's second black college basketball player at a predominately white institution...Jumbo Stiehm, who would later become NU's football and basketball coach, scored 24 points in Wisconsin's 43-4 victory at Madison.

**1908-09 Won 8, Lost 15**(5-5 in MVC, 2nd)  
Home: 5-5 (4-0) Away: 3-10 (1-5)  
Coach: R.G. Clapp



			NU Opp.
W/H	12/12	Cotner	28 24
L/H	12/17	Lincoln YMCA	16 34
W/A	1/7	Kansas State	36 31
L/A	1/8	Kansas	13 48
L/A	1/9	Kansas	17 36
W/H	1/15	Iowa State	42 20
W/H	1/16	Iowa State	40 21
W/H	1/22	Drake	39 30
W/H	1/23	Drake	34 12
L/H	1/30	Kansas	13 18
L/H	2/1	Missouri	24 26
L/A	2/5	Minnesota	17 24
L/A	2/6	Minnesota	21 39
L/A	2/8	Iowa State	16 22
W/A	2/9	Iowa State	31 17
L/A	2/10	Drake	12 34
L/A	2/11	Drake	15 25
L/H	2/19	Minnesota	26 28
L/H	2/20	Minnesota	20 29
L/KC	3/4	Kansas	22 28
L/KC	3/5	Kansas	15 24
W/KC	3/6	Kansas	32 29
L/A	3/8	Neb. Wesleyan	32 62

**Season Notes:** For second-straight year, Nebraska captured MVC Northern Division title...Kansas took two of three games against Cornhuskers in play-off at Kansas City, Mo., and won conference title...W.W. Walsh earned first-team All-Missouri Valley Conference honors, first NU player ever honored...Coach R.G. Clapp retired after six seasons on Husker bench.

#### 1909-10 Won 6, Lost 10

(6-2 in MVC, 2nd)  
**Home:** 4-3 (4-0) **Away:** 2-7 (2-2)  
**Coach:** T.J. Hewiat

			NU Opp.
L/A	1/6	Kansas State	16 27
L/A	1/7	Kansas	17 32
L/A	1/8	Kansas	16 40
W/H	1/21	Iowa State	24 21
W/H	1/22	Iowa State	29 26
W/H	1/28	Drake	40 14
W/H	1/29	Drake	27 6
W/A	2/8	Drake	20 16
W/A	2/10	Drake	22 13
L/A	2/11	Iowa State	23 34
L/A	2/12	Iowa State	17 18
L/H	2/14	Kansas State	17 28
L/A	2/18	Minnesota	14 33
L/A	2/19	Minnesota	9 27
L/H	2/26	Kansas	20 40
L/H	2/27	Kansas	13 40

**Season Notes:** In only season under Coach T.J. Hewiat, Nebraska finished 6-10...Huskers won MVC North Division title for third-straight year, but Kansas had better division record than NU and was declared conference champion...E.O. Perry was first-team All-Missouri Valley Conference pick.

#### 1910-11 Won 9, Lost 9

(6-6 in MVC, 2nd)  
**Home:** 6-3 (4-2) **Away:** 3-6 (2-4)  
**Coach:** O.F. Field

			NU Opp.
L/H	1/7	Cotner	17 35
W/H	1/14	Neb. Wesleyan	42 26
W/H	1/20	Iowa State	41 20
L/H	1/21	Iowa State	31 33
W/A	1/26	Morningside	23 19
L/A	1/27	Minnesota	10 25
L/A	1/28	Minnesota	15 40
W/H	2/4	South Dakota	30 25
L/A	2/6	Iowa State	27 31
W/A	2/7	Iowa State	22 19
L/A	2/8	Missouri	26 39
L/A	2/9	Missouri (OT)	36 37
W/A	2/10	Kansas	15 11
L/A	2/11	Kansas	12 37
W/H	2/24	Kansas	38 28
W/H	2/25	Kansas	34 24
W/H	2/26	Missouri	30 23
L/H	2/27	Missouri	20 23

**Season Notes:** Huskers finished second in Missouri Valley Conference race, two games

back of Kansas...J.P. Gibson and O.A. Frank earned first-team All-Missouri Valley Conference honors.

#### 1911-12 Won 14, Lost 1

(8-0 in MVC, 1st)  
**Home:** 6-0 (4-0) **Away:** 8-1 (4-0)  
**Coach:** E.O. Stiehm

			NU Opp.
W/H	1/12	Drake	42 24
W/H	1/13	Drake	35 13
W/A	1/18	Kansas State	26 25
W/A	1/19	Kansas	30 27
W/A	1/20	Kansas	30 26
L/A	1/26	Minnesota	15 40
W/A	1/27	Morningside	62 10
W/H	2/2	Iowa State	33 12
W/H	2/3	Iowa State	40 14
W/A	2/21	Drake	33 15
W/A	2/22	Drake	46 14
W/A	2/23	Iowa State	31 21
W/A	2/24	Iowa State	31 12
W/H	3/1	Kansas	49 21
W/H	3/2	Kansas	29 28

**Season Notes:** Huskers claim MVC North Division crown with 8-0 record...after 25-point loss at Minnesota in sixth game of season, Nebraska won final nine games...in first season as Husker mentor, Stiehm makes history by becoming first coach in conference history to win football and basketball titles in the same academic year...he repeated the feat a year later.

#### 1912-13 Won 17, Lost 2

(10-0 in MVC, 1st)  
**Home:** 10-0 (5-0) **Away:** 7-2 (5-0)  
**Coach:** E.O. Stiehm

			NU Opp.
W/H	1/11	Cotner	29 18
W/H	1/17	Omaha X Univ.	46 13
W/H	1/18	Neb. Wesleyan	39 26
W/A	1/23	St. Joseph's	25 11
W/A	1/24	Sacred Heart	31 9
L/A	1/25	Minnesota	11 20
W/H	1/31	Drake	32 7
W/H	2/1	Drake	24 15
W/A	2/7	Neb. Wesleyan	27 20
W/H	2/15	Kansas State	27 16
W/A	2/19	Drake	21 4
W/A	2/20	Drake	25 11
W/A	2/21	Iowa State	29 12
W/A	2/22	Iowa State	16 10
W/H	2/28	Iowa State	28 8
W/H	3/1	Iowa State	24 12
W/H	3/10	Kansas	40 25
W/A	3/11	Kansas	18 16
L/N	3/12	Kansas*	24 30

\*Manhattan, Kan.

**Season Notes:** Cornhuskers won North Division title with 10-0 record, recognized as league champion...dropped playoff game to South Division champ Kansas, 30-24, at Manhattan...Ross Haskell and Sam Carrier were first-team All-Missouri Valley Conference selections; Carrier also earned All-America honors.

#### 1913-14 Won 15, Lost 3

(7-0 in MVC, 1st)  
**Home:** 7-2 (4-0) **Away:** 8-1 (3-0)  
**Coach:** E.O. Stiehm

			NU Opp.
W/H	1/10	Omaha X Univ.	44 22
W/H	1/17	Cotner	56 11
W/H	1/23	Neb. Wesleyan	29 20
L/H	1/24	Neb. Wesleyan	18 24
W/A	2/5	St. Joseph's	48 11
W/A	2/6	Minnesota	21 16
L/A	2/7	Minnesota	14 9
W/A	2/9	Ft. Dodge (Co.G)	38 22
W/H	2/13	Drake	32 20
W/H	2/14	Drake	31 10
W/A	2/17	Omaha Alumni	40 19
L/A	2/18	Simpson	21 22
W/A	2/19	Drake	36 17
W/A	2/20	Iowa State	15 9
W/A	2/21	Iowa State	16 3
W/H	2/27	Iowa State	24 16
W/H	2/28	Iowa State	41 13
L/H	3/5	Wesleyan Auto	19 31

**Season Note:** Nebraska captured Missouri Valley Conference North Division crown with 7-0 record.

#### 1914-15 Won 10, Lost 8

(8-4 in MVC, 2nd)  
**Home:** 3-2 (3-1) **Away:** 7-6 (5-3)  
**Coach:** E.O. Stiehm

			NU Opp.
L/A	1/6	Ft. Dodge (Co.G)	18 23
W/A	1/7	Hamline	20 9
L/A	1/8	Minnesota	18 22
L/A	1/9	Minnesota	9 23
W/H	1/15	Iowa State	32 15
W/H	1/16	Iowa State	25 12
W/A	1/20	Kansas State	26 19
W/A	1/21	Kansas State	26 20
L/A	1/22	Kansas	18 43
L/A	1/23	Kansas	23 30
W/A	2/5	Neb. Wesleyan	13 9
W/A	2/10	Drake	14 5
W/A	2/11	Drake	23 14
W/A	2/12	Iowa State	24 12
L/A	2/13	Iowa State	11 25
L/H	2/19	Drake	19 20
W/H	2/20	Drake	27 11
L/H	3/3	Neb. Wesleyan	15 39

**Season Notes:** Huskers finished second in Missouri Valley Conference race, three games back of first-place Kansas...final season for Coach E.O. Stiehm.

#### 1915-16 Won 13, Lost 1

(12-0 in MVC, 1st)  
**Home:** 8-0 (8-0) **Away:** 5-1 (4-0)  
**Coach:** Sam Waugh

			NU Opp.
W/H	1/14	Kansas	34 33
W/H	1/15	Kansas	40 27
W/H	1/21	Drake	41 12
W/H	1/22	Drake	44 16
W/A	1/30	Burgess-Nash	24 20
W/H	2/4	Iowa State	35 21
W/H	2/5	Iowa State	31 14
W/H	2/11	Kansas State	21 20
W/H	2/12	Kansas State	26 25
L/A	2/18	Neb. Wesleyan	19 23
W/A	2/23	Drake	34 24
W/A	2/24	Drake	40 15
W/A	2/25	Iowa State	23 14
W/A	2/26	Iowa State	29 17


**Season Notes:** Huskers won Missouri Valley Conference title with 12-0 record; finished 13-1 in only season under direction of Coach Sam Waugh...one loss was 23-19 decision to cross-town rival Nebraska Wesleyan.

#### 1916-17 Won 12, Lost 10

(4-8 in MVC, 5th)  
 (Sites unavailable)  
**Coach:** E.J. Stewart

			NU Opp.
W	Simpson		20 13
W	Cotner		42 10
L	Grinnell		9 22
W	St. Joseph's		21 11
W	St. Thomas (Minn.)		23 8
W	Hamline		15 8
W	Brandeis (Omaha)		29 11
W	York College		23 14
W	Nebraska Wesleyan		27 14
L/H	Missouri		16 18
L/H	Missouri		7 18
L/A	Kansas State		13 45
L/A	Kansas State		10 34
W/A	Kansas		21 19
L/A	Kansas		10 30
L/A	Iowa State		7 19
L/A	Iowa State		17 24
W	Drake		23 13
W	Drake		26 18
L	Nebraska Wesleyan		15 18
L/H	Iowa State		22 24
W/H	Iowa State		24 21

**Season Note:** First season on sideline for Coach E.J. Stewart.



Nebraska's 1911-12 Missouri Valley Conference Championship Team.

**1917-18 Won 7, Lost 7**

(4-5 in MVC, 5th)

**Home:** 3-3 (1-1) **Away:** 4-4 (3-4)**Coach:** E. J. Stewart

	NU Opp.
L/H Camp Funston	14 43
W/H Fort Dodge	19 16
L/H Fort Dodge	14 21
L/A Washington (Mo.)	17 44
L/A Missouri	9 22
L/A Missouri	8 16
W/H Kansas	24 23
L/H Kansas	25 31
W/A Nebraska Wesleyan	18 10
W/H Nebraska Wesleyan	24 14
W/A Drake	32 10
W/A Drake	21 14
W/A Kansas State	31 23
L/A Kansas State	16 26

**Season Note:** Eighth-straight .500 or better record.**1918-19 Won 10, Lost 6**

(10-6 in MVC, 3rd)

**Home:** 6-3 (6-3) **Away:** 4-3 (4-3)**Coach:** E. J. Stewart

	NU Opp.
W/A 1/22 Drake	34 13
W/A 1/23 Grinnell	24 14
L/A 1/24 Grinnell	15 16
W/A 1/25 Drake	24 14
L/H 1/30 Drake	15 22
W/H 2/1 Drake	19 9
W/H 2/7 Wash. (Mo.)	35 25
W/H 2/8 Wash. (Mo.)	28 13
W/H 2/14 Missouri	28 26
W/H 2/15 Missouri	21 14
L/A 3/5 Kansas	17 31
W/A 3/6 Kansas	29 24
L/H 3/8 Kansas State	32 34
L/A 3/9 Kansas State	21 30
W/H 3/12 Grinnell	27 15
L/H 3/13 Grinnell	21 22

**Season Notes:** NU finished third in Missouri Valley Conference race...Carl Jackson was first-team all-conference pick, first for Huskers in six seasons...final season for Coach E. J. Stewart.**1919-20 Won 22, Lost 2**

(No conference)

**Home:** 11-1 **Away:** 11-1**Coach:** P. J. Schissler

	NU Opp.
W/H Morningside	37 14
W/H Morningside	39 9
W/H Omaha Athletic Club	51 10
W/H Omaha Athletic Club	26 23
W/A Hastings	47 9
W/A Colorado College	32 19
L/A Colorado College	23 25
W/A Colorado	27 16
W/A Colorado	24 17
W/H South Dakota	41 12
W/H South Dakota	33 12
L/H Indiana	20 24
W/H Indiana	38 18
W/H Michigan State	43 26
W/H Michigan State	39 20
W/A Notre Dame	25 18
W/H Notre Dame	31 15
W/A Morningside	44 12
W/A Morningside	50 12
W/A Knox (OT)	31 24
W/A Valparaiso	30 17
W/A Valparaiso	35 20
W/H Colorado College	23 9
W/H Colorado College	33 12

**Season Notes:** Playing without a conference affiliation for first time since 1906-07 season, Nebraska finished with first 20-win season ever (22 victories)...fewest losses for NU since 1915-16 season...22 wins would stand as school record until 1990-91 season...first season on Husker sideline for Coach P. J. Schissler.**1920-21 Won 15, Lost 3**

(9-1 in MVC, 2nd)

**Home:** 10-1 (6-0) **Away:** 5-2 (3-1)**Coach:** P. J. Schissler

	NU Opp.
W/A Illinois	30 25
L/A Illinois	24 26
W/A Illinois Wesleyan	32 17
W/H Oklahoma	34 20
W/H Oklahoma	28 15
W/H South Dakota	39 13
W/H Grinnell	31 10
W/H Grinnell	28 15
L/A Iowa State	30 38
W/A Iowa State	32 23
W/A Grinnell	32 15
W/A Grinnell	29 22
W/H Notre Dame	25 18
W/H Notre Dame	39 21
L/H Colgate	15 21
W/H Colgate	24 15
W/H Iowa State	33 16
W/H Iowa State	37 11

**Season Note:** Nebraska finished second in Missouri Valley Conference race with 9-1 mark...final season for coach P. J. Schissler.**1921-22 Won 8, Lost 9**

(8-8 in MVC, tie 4th)

**Home:** 4-4 (4-4) **Away:** 4-5 (4-4)**Coach:** Owen A. Frank

	NU Opp.
L/A 1/4 Wisconsin	14 27
W/H 1/7 Wash. (Mo.)	31 23
W/A 1/9 Iowa State	21 14
L/H 1/13 Missouri	31 46
W/H 1/14 Grinnell	27 17
L/H 1/19 Kansas	15 25
L/A 1/27 Oklahoma	21 29
L/H 2/4 Iowa State	7 26
W/A 2/7 Grinnell	28 25
W/A 2/14 Kansas State	25 24
L/A 2/18 Drake	32 34
W/H 2/22 Oklahoma	39 34
L/A 2/24 Missouri	16 55
W/A 2/25 Wash. (Mo.)	33 32
L/H 2/28 Drake	15 29
W/H 3/3 Kansas State	21 13
L/A 3/6 Kansas	18 41

**Season Note:** In first season under Coach Owen A. Frank, Nebraska finished 8-9 overall, 8-8 in Missouri Valley Conference.**1922-23 Won 6, Lost 12**

(5-12 in MVC, 6th)

**Home:** 2-7 (1-7) **Away:** 4-5 (4-4)**Coach:** Owen A. Frank

	NU Opp.
L/A Kansas	20 30
W/A Kansas State	21 15
L/H Drake	18 30
W/H Oklahoma	25 19
L/H Missouri	18 33
L/A Drake	25 36
W/A Iowa State	21 15
W/A Grinnell	20 13
L/H Grinnell	17 32
L/H Iowa State	17 21
L/A Oklahoma	25 31
L/H Kansas	15 36
L/H Kansas State	14 17
L/H Washington (Mo.)	32 34
L/A Missouri	22 39
W/A Washington (Mo.)	24 22
W/H Nebraska Wesleyan	24 22
L/A Creighton	24 46

**Season Note:** Final season for Coach Owen A. Frank.**1923-24 Won 11, Lost 7**

(10-6 in MVC, 3rd)

**Home:** 8-2 (7-2) **Away:** 3-5 (3-4)**Coach:** W. E. Kline

	NU Opp.
L/A Kansas City A.C.	18 27
W/H Missouri	24 18
W/H Oklahoma	35 21
W/H Kansas State	27 14
L/A Kansas State	23 26
L/A Kansas	18 19
L/A Oklahoma	20 32
L/H Kansas	10 13
W/H Creighton	25 21
L/A Drake	15 19
W/A Grinnell	32 19
W/A Missouri	31 11
W/A Washington (Mo.)	32 18
W/H Grinnell	32 18
W/H Washington (Mo.)	38 17
W/A Iowa State	18 16
W/H Iowa State	27 14
L/H Drake	12 25

**Season Note:** Nebraska finished 11-7 in Coach W. E. Kline's rookie season.**1924-25 Won 12, Lost 5**

(11-5 in MVC, 2nd)

**Home:** 6-2 (6-2) **Away:** 6-3 (5-3)**Coach:** W. E. Kline

	NU Opp.
W/A 1/9 Kansas State	23 11
W/A 1/10 Oklahoma	23 18
W/H 1/17 Drake	20 8
L/H 1/31 Kansas	20 25
W/H 2/7 Oklahoma	31 17
W/H 2/9 Grinnell	35 27
W/H 2/13 Kansas State	32 20
L/A 2/17 Kansas	20 28
W/A 2/20 Wash. (Mo.)	24 20
W/A 2/21 Missouri	25 20
W/H 2/24 Iowa State	37 17
W/H 2/27 Missouri	24 21
W/A 2/28 Creighton	15 11
L/A 3/2 Drake	10 18
L/A 3/3 Grinnell	21 36
W/A 3/4 Iowa State	28 13
L/H 3/5 Wash. (Mo.)	16 36

**Season Notes:** In second and final season under Coach W. E. Kline, Huskers finished second to Kansas in Missouri Valley Conference race...Orr Goodson and Mutt Volz were first-team All-Conference picks, first time a Husker player had been so honored since 1918-19 season; first time two NU players landed spot on first unit since 1912-13.**1925-26 Won 8, Lost 10**

(7-7 in MVC, 5th)

**Home:** 4-5 (4-3) **Away:** 4-5 (3-4)**Coach:** Ernest Bearg

	NU Opp.
L/H 12/18 South Dakota	19 20
L/A 1/2 Kansas City A.C.	20 36
W/A 1/9 Creighton	20 15
W/H 1/16 Grinnell	24 14
W/H 1/23 Iowa State	18 13
W/A 1/30 Grinnell	39 18
W/A 2/1 Iowa State	27 12
W/A 2/2 Drake	23 21
L/H 2/6 Kansas	14 25
L/A 2/9 Kansas State	26 41
L/H 2/15 Creighton	11 15
L/H 2/16 Kansas State	21 28
L/H 2/19 Missouri	24 26
W/A 2/20 Wash. (Mo.)	26 20
L/A 2/27 Kansas	17 30
W/H 3/1 Drake	22 21

*The Nebraska Coliseum served as the Husker basketball home from 1926-76.*

L/A 3/5 Missouri 22 24  
L/A 3/6 Wash. (Mo.) 14 22

**Season Note:** In only season under Coach Ernest Bearg, Huskers finished 8-10.

**1926-27 Won 12, Lost 6**

(7-5 in MVC, 4th)  
**Home:** 7-2 (4-2) **Away:** 5-4 (3-3)  
**Coach:** Charles T. Black

	NU Opp.
L/A Hillyard's	20 36
L/A Kansas State	23 34
W/A Washington (Mo.)	37 20
W/A Missouri	35 23
W/A Kansas	27 24
L/H Drake	34 35
W/H Iowa State	35 19
W/A Oklahoma	37 29
L/A Oklahoma State	24 27
W/H Grinnell	30 22
W/H Kansas State	26 24
W/H Missouri	27 22
W/H Oklahoma	36 26
W/H Washington (Mo.)	41 24
L/H Kansas	25 34
W/H Oklahoma State	35 25
L/A Iowa State	24 26
W/A Drake	46 32

**Season Notes:** In first season under Coach Charles T. Black, a former Kansas All-American, Huskers finished 12-6 and 7-5 in Missouri Valley, good for fourth place...Clark Smatha earned first-team All-Missouri Valley Conference honors.

**1927-28 Won 7, Lost 11**

(7-11 in MVC, tie 7th)  
**Home:** 5-4 (5-4) **Away:** 2-7 (2-7)  
**Coach:** Charles T. Black

	NU Opp.
L/A 12/16 Wash. (Mo.)	27 28
L/A 12/17 Missouri	15 36
W/H 1/7 Missouri	36 26
L/H 1/9 Wash. (Mo.)	19 30
L/A 1/14 Drake	28 32
L/H 1/21 Kansas State	24 29
W/H 1/28 Iowa State	37 26
L/H 2/4 Oklahoma State	21 32
W/A 2/9 Iowa State	32 26
W/A 2/10 Grinnell	35 22
W/H 2/14 Drake	34 27
L/A 2/17 Kansas	27 33
L/A 2/18 Kansas State	22 28
W/H 2/24 Kansas	32 28
L/H 2/25 Oklahoma	36 38
W/H 2/28 Grinnell	35 16
L/A 3/3 Oklahoma	28 43
L/A 3/5 Oklahoma State	43 47

**Season Notes:** Entire schedule was played against conference opponents...NU was 7-9 with two games left, but lost bid for .500 with losses at Oklahoma and Oklahoma State to end season.

**1928-29 Won 11, Lost 5**

(5-5 in Big Six, 3rd)  
**Home:** 6-2 (3-2) **Away:** 5-3 (2-3)  
**Coach:** Charles T. Black

	NU Opp.
W/H 12/20 South Dakota	36 25
W/A 1/4 Colo. College	32 24
W/A 1/5 Colo. College	48 26

L/H 1/12 Missouri	25 30
W/H 1/15 South Dakota	46 28
W/H 1/19 Kansas	30 29
L/A 1/24 Kansas State	21 30
L/A 1/26 Oklahoma	20 29
W/H 2/2 Iowa State	45 39
W/A 2/7 Kansas	37 31
L/H 2/11 Oklahoma	34 39
W/H 2/16 Drake	37 24
L/A 2/22 Iowa State	33 37
W/A 2/23 Drake	33 26
W/A 2/25 Missouri	39 33
W/H 3/2 Kansas State	62 45

**Season Notes:** After being affiliated with the Missouri Valley Conference since 1907-08, Nebraska, Missouri, Kansas, Kansas State, Iowa State and Oklahoma formed the Big Six...second winning season in three years for Coach Charles T. Black.

**1929-30 Won 9, Lost 9**

(6-4 in Big Six, 3rd)  
**Home:** 6-3 (3-2) **Away:** 3-6 (3-2)  
**Coach:** Charles T. Black

	NU Opp.
L/A 12/28 St. Louis	27 37
L/A 12/30 Butler	26 38
L/A 1/2 West Virginia	19 45
L/A 1/4 Pittsburgh	27 34
W/A 1/10 Kansas State	41 39
L/H 1/11 Montana State	30 61
W/H 1/14 So. Dakota State	29 27
L/A 1/18 Missouri	21 27
W/H 1/20 Oklahoma	35 20
W/A 1/22 Iowa State	32 22
W/H 1/25 Iowa	41 26
L/H 2/1 Kansas State	42 46
W/A 2/8 Oklahoma	47 37
L/A 2/10 Kansas	20 27
W/H 2/12 St. Louis	45 43
W/H 2/15 Missouri	34 31
W/H 2/22 Iowa State	52 50
L/H 3/1 Kansas	35 36

**Season Notes:** Nebraska led Big Six in scoring at 34.9 points per game...Don Maclay was first-team All-Big Six center...NU finished two games back of league champion Missouri.

**1930-31 Won 9, Lost 9**

(6-4 in Big Six, 2nd)  
**Home:** 5-4 (3-2) **Away:** 4-5 (3-2)  
**Coach:** Charles T. Black

	NU Opp.
W/A 12/13 South Dakota	18 17
L/H 12/19 Pittsburgh	22 23
L/A 12/27 Washington	38 41
L/A 12/29 Washington	24 27
L/A 12/30 Washington	32 38
L/H 1/5 Brigham Young	44 55
W/H 1/10 Missouri	42 32
W/A 1/17 Oklahoma	36 30
W/A 1/19 Kansas (OT)	31 30
W/H 1/24 Drake	30 25
W/H 1/31 Iowa State	31 19
W/H 2/2 Butler	32 14
L/A 2/7 Missouri	20 33
W/A 2/9 Kansas State	37 31
L/H 2/14 Kansas	29 34
L/A 2/16 Iowa State	28 42
L/H 2/24 Kansas State	30 32
W/H 2/28 Oklahoma	41 30

**Season Notes:** Nebraska's second-place finish in Big Six race was its best since 1924-25 campaign...Huskers finished one game back of first-place Kansas...center Don Maclay earned All-America honors...Steve Hokuf earned first-team All-Big Six honors as a guard.

**1931-32 Won 3, Lost 17**

(2-8 in Big Six, 6th)  
**Home:** 1-9 (1-4) **Away:** 2-8 (1-4)  
**Coach:** Charles T. Black

	NU Opp.
L/H 12/12 South Dakota	36 41
L/H 12/17 Brigham Young	27 31
L/A 12/19 Iowa	29 34

L/A 12/28 Wis.-Superior	34 36
L/A 12/29 Minnesota	24 32
L/H 1/4 Carleton	30 40
W/A 1/8 Iowa State	28 24
W/A 1/9 Drake	33 19
L/H 1/12 Kansas	31 34
L/A 1/16 Missouri	18 30
L/A 1/18 Kansas State	20 32
L/H 1/23 Oklahoma	34 37
L/H 2/1 Iowa State	32 33
W/H 2/6 Kansas State	32 26
L/H 2/10 St. Louis	28 31
L/A 2/13 Oklahoma	32 46
L/A 2/15 Kansas	19 51
L/H 2/26 Missouri	28 32
L/A 3/4 Creighton	18 47
L/H 3/7 Creighton	26 28

**Season Notes:** Three wins were fewest for Huskers since 1900-01 season...last year of Nebraska-Creighton series until 1977-78 campaign...final season for Coach Charles T. Black.

**1932-33 Won 3, Lost 13**

(2-8 in Big Six, tie 5th)  
**Home:** 2-7 (1-4) **Away:** 2-7 (1-4)  
**Coach:** William H. Browne

	NU Opp.
L/H 12/16 Arkansas	24 41
L/A 12/22 Carleton	19 23
L/A 12/23 Minnesota	25 27
L/H 1/2 Minnesota	22 32
L/H 1/3 Stanford	17 21
L/A 1/6 Kansas	29 32
L/A 1/7 Missouri	33 37
W/H 1/14 Kansas State	31 25
L/H 1/30 Iowa State	25 30
L/H 2/4 Kansas	20 34
L/A 2/11 Oklahoma	35 39
L/A 2/13 Kansas State	30 36
W/H 2/18 South Dakota	34 25
L/H 2/25 Missouri	31 39
W/A 2/28 Iowa State	43 16
L/H 3/4 Oklahoma	27 38

**Season Notes:** Huskers dropped seven-straight and 11 of first 12 games, finished with three wins for second-consecutive season...debut for Coach William H. Browne...Steve Hokuf was first-team All-Big Six pick and earned All-America honors.

**1933-34 Won 7, Lost 11**

(5-5 in Big Six, 4th)  
**Home:** 5-2 (4-1) **Away:** 4-9 (1-4)  
**Coach:** William H. Browne


	NU Opp.
L/A 12/20 Marquette	22 25
L/A 12/21 Northwestern	22 35
L/A 12/22 DePaul	13 33
L/A 12/29 North Dakota	22 50
W/A 12/30 North Dakota St.	32 29
L/A 1/1 Minnesota	16 32
W/A 1/5 Iowa State (OT)	37 31
W/H 1/9 Kansas	24 21
L/A 1/13 Missouri	26 36
L/A 1/15 Kansas State	24 25
L/H 1/20 Wyoming	24 33
L/H 1/27 Oklahoma	36 44
W/H 2/3 Kansas State	38 31
W/H 2/9 Missouri	34 27
L/A 2/17 Oklahoma	23 53
L/A 2/19 Kansas	24 25
W/H 2/24 Iowa State	26 21
W/H 3/3 St. Louis	29 25

**Season Note:** Nebraska lost four straight to open the season, then went 7-7 over last 14 games.

**1934-35 Won 6, Lost 12**

(3-7 in Big Six, 5th)  
**Home:** 6-4 (3-2) **Away:** 0-8 (0-5)  
**Coach:** William H. Browne

	NU Opp.
L/A 12/15 Wyoming	23 26
L/H 12/20 Iowa	24 31
W/H 12/22 North Dakota	34 21
W/H 12/29 Minnesota	26 24



Before becoming a star with the New York Yankees, Bob Cerv lettered for the Husker cagers in 1947-50.



L/H	1/2	Stanford	31	34
L/A	1/4	Millikin	35	36
L/A	1/5	St. Louis	28	30
W/H	1/12	Iowa State	32	31
L/A	1/19	Missouri	31	32
L/A	1/21	Kansas State	41	47
W/H	1/26	Denver	34	22
L/H	2/4	Missouri	21	23
L/A	2/9	Oklahoma	32	38
L/A	2/11	Kansas	21	32
L/H	2/15	Kansas	24	32
W/H	2/18	Oklahoma	32	24
L/A	2/23	Iowa State	14	22
W/H	3/2	Kansas State	28	21

**Season Note:** NU won Big Six opener, then dropped six-straight in conference play and finished with fourth-consecutive losing record.

**1935-36 Won 13, Lost 8**

(7-3 in Big Six, 2nd)  
**Home:** 7-1 (4-1) **Away:** 6-7 (3-2)  
**Coach:** William H. Browne

		NU Opp.		
W/H	12/17	Brigham Young	53	34
W/A	12/20	Minnesota	41	24
W/A	12/27	Wyoming	46	42
L/A	12/28	Brigham Young	39	46
W/A	12/30	Utah	48	47
L/A	1/3	Santa Clara	48	61
L/A	1/4	Stanford	39	42
L/A	1/7	Denver	35	45
W/H	1/10	Missouri	31	26
W/H	1/13	Wyoming	31	22
W/A	1/18	Oklahoma	40	33
L/A	1/20	Kansas	23	45
L/A	1/25	Iowa State (OT)	40	41
W/H	2/1	Kansas State	43	30
W/H	2/3	South Dakota	48	27
W/A	2/8	Missouri	43	33
W/A	2/10	Kansas State	40	32
W/H	2/15	Iowa State	49	20
W/H	2/24	Oklahoma	55	28
L/H	2/29	Kansas	36	43

**Olympic Playoff**

L/KC	3/12	Oklahoma State	19	36
------	------	----------------	----	----

**Season Notes:** George Wahlquist was first-team All-Big Six selection and earned All-America honors...NU finished second to Kansas in Big Six race, three-games back of 10-0 Jayhawks...13 wins most for Huskers since school-record 22 victories in 1919-20.

**1936-37 Won 13, Lost 7**

(8-2 in Big Six, tie 1st)  
**Home:** 7-1 (4-1) **Away:** 6-6 (4-1)  
**Coach:** William H. Browne

		NU Opp.		
W/A	12/11	South Dakota	31	33
W/H	12/19	Montana	53	39
W/H	12/21	Minnesota	29	24
W/H	12/22	Ohio State	32	23
L/A	12/26	Loyola (Ill.)	35	53
W/A	12/28	Western Reserve	41	35
L/A	12/29	Canisius	34	39
W/A	12/30	St. Thomas (Pa.)	42	41
L/A	1/1	Temple	27	43
L/A	1/2	G. Washington	22	41
W/A	1/9	Missouri	31	22
W/H	1/16	Iowa State	45	33
L/H	1/18	Oklahoma	31	34
W/A	1/30	Kansas State	41	38
L/A	2/2	Kansas	22	27
W/A	2/12	Oklahoma	33	29
W/H	2/15	Kansas State	40	37
W/H	2/19	Missouri	50	21
W/H	2/27	Kansas	37	32
W/A	3/3	Iowa State	48	31

**Season Notes:** Nebraska closed season with five-straight wins; earned share of Big Six title for first time since 1915-16...Robert Parsons was first-team All-Big Six pick and earned All-America honors...NU had consecutive double-digit win total for first time since 1923-24 and 1924-25 seasons.

**1937-38 Won 9, Lost 11**

(4-6 in Big Six, tie 3rd)  
**Home:** 7-3 (3-2) **Away:** 2-8 (1-4)  
**Coach:** William H. Browne

		NU Opp.		
L/A	12/11	Ohio State	31	42
W/H	12/17	South Dakota	44	28
L/A	12/20	Minnesota	28	33
L/A	12/23	Indiana	42	43
L/A	12/28	Detroit	33	34
L/A	12/30	Bradley	30	50
W/A	1/1	Niagara	43	37
W/H	1/7	California	38	32
W/H	1/10	Colorado	29	18
L/H	1/14	Missouri	18	27
W/H	1/22	Kansas State	46	32
W/A	1/29	Iowa State	35	32
L/A	2/2	Kansas	33	48
L/A	2/5	Oklahoma	48	50
W/H	2/9	Oklahoma	52	42
L/A	2/12	Missouri	30	38
W/H	2/14	Iowa State	50	23
W/H	2/19	Loyola (Ill.)	39	38
L/A	2/21	Kansas State	29	41
L/H	2/26	Kansas	47	50

**Season Note:** Robert Parsons was first-team All-Big Six pick for second-straight season.

**1938-39 Won 7, Lost 13**

(3-7 in Big Six, 5th)  
**Home:** 5-5 (3-2) **Away:** 2-8 (0-5)  
**Coach:** William H. Browne

		NU Opp.		
W/H	12/10	South Dakota	44	30
L/H	12/17	Bradley	24	39
L/H	12/21	Minnesota	37	66
W/H	12/23	Wyoming	38	30
W/A	12/26	California	46	43
L/A	12/27	California	30	58
W/A	12/29	UCLA	35	30
L/A	12/30	UCLA	40	42
L/A	1/3	Stanford	47	56
W/H	1/14	Kansas	48	37
L/A	1/17	Kansas State	38	43
L/A	1/21	Missouri	41	54
L/A	1/28	Oklahoma	39	56
W/H	1/30	Iowa State	51	44
W/H	2/8	Kansas State	42	34
L/A	2/14	Kansas	46	49
L/H	2/18	Missouri	36	46
L/H	2/24	DePaul	33	37
L/A	2/27	Iowa State	28	41
L/H	3/4	Oklahoma	45	53

**Season Notes:** NU ended season with five-straight losses; recorded second consecutive losing season...Oklahoma, a team that swept the Huskers, represented Big Six in first NCAA Tournament.

**1939-40 Won 6, Lost 12**

(2-8 in Big Six, tie 4th)  
**Home:** 5-6 (2-3) **Away:** 1-6 (0-5)  
**Coach:** William H. Browne

		NU Opp.		
W/H	12/9	South Dakota	39	15
L/H	12/15	Indiana	39	49
W/H	12/20	Stanford	48	47
L/A	12/23	Minnesota	37	61
L/H	12/27	Utah	40	63
W/A	12/30	Wisconsin	53	43
L/H	1/2	Detroit	46	47
W/H	1/6	California	46	32
W/H	1/8	Iowa State	44	28
L/A	1/13	Missouri	33	46
L/A	1/19	Kansas State	25	32
L/A	1/23	Kansas	24	40
L/H	1/27	Oklahoma	41	56
L/H	2/3	Missouri	40	41
L/A	2/9	Oklahoma	28	45
W/H	2/13	Kansas State	61	28
L/A	2/17	Iowa State	33	40
L/H	2/24	Kansas	41	48

**Season Notes:** Nebraska dropped eight of last nine games to spoil final season for Coach W.H. Browne...Huskers dropped 10-point decision to eventual national champion Indiana at Lincoln in second game of season.

**1940-41 Won 8, Lost 10**

(6-4 in Big Six, 3rd)  
**Home:** 5-4 (3-2) **Away:** 3-6 (3-2)  
**Coach:** A.J. Lewandowski

		NU Opp.		
L/A	12/6	South Dakota	39	40
W/H	12/14	Marquette	35	20
W/H	12/18	Kentucky	40	39
L/H	12/21	Minnesota	36	43
L/A	12/26	California	24	30
L/A	12/27	Stanford	46	57
L/A	12/30	Oregon State	38	61
L/H	1/4	Wisconsin	31	46
W/H	1/7	Kansas State	33	23
L/H	1/10	Oklahoma	29	40
L/A	1/17	Kansas State	32	35
W/H	1/20	Missouri	40	29
W/A	1/25	Iowa State	38	35
W/H	2/1	Iowa State	41	36
L/A	2/10	Kansas	38	44
W/A	2/15	Missouri	38	36
W/A	2/22	Oklahoma	43	42
L/H	3/1	Kansas	53	55

**Season Notes:** Two-point loss to Kansas in season-finale kept Nebraska from .500 record for first time since 1936-37 season...Sid Held and Don Fritz earned first-team All-Big Six honors...first season of five-year tenure for Coach A.J. Lewandowski...for sec-

ond-straight year, NU lost game to eventual national champion (Wisconsin) in non-league play.

**1941-42 Won 6, Lost 13**

(4-6 in Big Six, 4th)  
**Home:** 4-4 (3-2) **Away:** 2-6 (1-4)  
**Coach:** A.J. Lewandowski

		NU Opp.		
W/H	12/12	South Dakota	48	28
L/A	12/15	Indiana	29	56
L/A	12/16	Kentucky	27	42
L/H	12/20	UCLA	36	42
L/H	12/22	Oregon	42	49
L/A	12/27	Minnesota	32	56
L/A	12/29	Detroit	29	33
W/A	12/30	Iowa	41	34
W/H	1/6	Kansas State	44	38
W/H	1/12	Missouri	51	45
L/A	1/17	Kansas	32	51
L/H	1/24	Great Lakes	40	50
L/A	1/31	Iowa State	33	39
L/A	2/2	Kansas State	35	38
W/H	2/7	Iowa State	39	31
L/A	2/14	Kansas	30	58
L/A	2/16	Oklahoma	29	37
L/H	2/21	Oklahoma	41	46
W/A	2/28	Missouri	41	40

**Season Note:** After 2-0 Big Six start, NU lost four-straight and seven of last nine games to finish with sub-.500 record for fifth-straight season.

**1942-43 Won 6, Lost 10**

(5-5 in Big Six, tie 3rd)  
**Home:** 4-4 (3-2) **Away:** 2-6 (2-3)  
**Coach:** A.J. Lewandowski

		NU Opp.		
L/A	12/7	South Dakota	30	40
L/A	12/12	Illinois	27	69
W/H	12/19	Iowa	52	43
L/H	12/30	Indiana	39	40
W/A	1/5	Kansas State	41	32
W/A	1/16	Missouri	39	36
L/A	1/18	Iowa State	38	50
L/H	1/21	Gardner Naval	37	52
L/H	1/30	Oklahoma	32	56
L/KC	2/6	Gardner Naval	37	43
L/H	2/13	Kansas	24	56
W/H	2/17	Kansas St. (OT)	50	47
W/H	2/20	Missouri	56	50
L/A	2/23	Kansas	33	52
W/H	2/27	Iowa State	51	36
L/A	3/1	Oklahoma	48	65

**Season Note:** Five-straight mid-season losses stood between NU and its first winning season since 1936-37.



Coach Harry Good guided Nebraska to a share of the 1949 and 1950 Big Seven Conference titles.



Claude Retherford was the leading scorer on NU's 1949 Big Seven Championship team.

**1943-44 Won 2, Lost 13**

(1-9 in Big Six, tie 5th)  
**Home:** 2-5 (1-4) **Away:** 0-8 (0-5)  
**Coach:** A.J. Lewandowski

	NU Opp.
L/A 12/10 Iowa	33 50
L/A 12/11 DePaul	15 55
L/A 12/13 Minnesota	21 40
W/H 12/18 South Dakota	41 31
L/A 1/8 Iowa State	24 56
L/A 1/15 Kansas	27 51
L/A 1/17 Oklahoma	35 45
L/H 1/22 Minnesota	32 45
W/H 2/1 Kansas State	54 47
L/H 2/5 Missouri (OT)	32 36
L/A 2/12 Missouri	29 44
L/A 2/14 Iowa State	35 58
L/H 2/19 Kansas	47 56
L/H 2/26 Oklahoma	32 43
L/A 2/29 Kansas State	37 40

**Season Notes:** Fewest wins in season for Huskers since 1897-98 campaign...Nebraska failed to win road game for first time in eight years.

**1944-45 Won 2, Lost 17**

(1-9 in Big Six, 6th)  
**Home:** 2-7 (1-4) **Away:** 0-10 (0-5)  
**Coach:** A.J. Lewandowski

	NU Opp.
L/H 12/16 Iowa	45 61
L/H 12/22 Minnesota	54 55
L/KC 12/23 Kansas State	46 49
W/H 12/27 Pentathlon	54 40
L/A 12/29 Illinois	39 71
L/A 12/30 Indiana	42 65
L/H 1/3 Oklahoma	37 44
L/A 1/8 Iowa State	38 50
L/A 1/12 Kansas	33 48
L/A 1/13 Oklahoma*	45 48
L/A 1/15 NATTC**	34 57
L/A 1/20 Kansas State	48 70
L/H 1/30 Navy Pre-Flight	42 62
L/H 2/3 Missouri	41 47
W/H 2/10 Kansas	59 45
L/A 2/17 Missouri (2OT)	54 55
L/A 2/19 Iowa State	45 47
L/A 2/20 Navy Pre-Flt***	41 55
L/H 2/24 Kansas State	47 55

\*at Oklahoma City, Okla.  
 \*\*at Norman, Okla.  
 \*\*\*at Iowa City, Iowa.

**Season Notes:** Final season for Coach A.J. Lewandowski...Huskers lost 10-straight from Dec. 27 through Feb. 3, ended streak with 14-point homecourt win over Kansas, then lost final four games of season.

**1945-46 Won 6, Lost 14**

(3-7 in Big Six, tie 4th)  
**Home:** 5-4 (2-3) **Away:** 2-9 (1-4)  
**Coach:** L.F. Klein

	NU Opp.
L/A 12/8 Minnesota	30 55
W/H 12/11 South Dakota	52 29
L/KC 12/14 Missouri	54 63
W/KC 12/15 Kansas State	62 47
L/A 12/17 Iowa	35 61
L/H 12/20 Illinois	51 62
L/H 12/28 Oregon State	48 40
L/A 12/29 Bradley	33 53
L/A 12/31 Marquette	36 49
W/H 1/2 Kansas State	44 37
L/A 1/7 Oklahoma	48 70
L/H 1/11 Kansas	45 56
L/A 1/14 Iowa State	39 57
W/A 1/18 Missouri	44 42
W/H 2/1 So. Dakota State	52 50
L/H 2/8 Iowa State	45 57
L/H 2/11 Oklahoma	44 51
L/A 2/15 Kansas	30 72
W/H 2/25 Missouri	42 39
L/A 2/28 Kansas State	49 54

**Season Note:** L.F. Klein replaced A.J. Lewandowski as NU head coach, guided Huskers to 7-13 record in only season on bench.

**1946-47 Won 10, Lost 14**

(3-7 in Big Six, tie 5th)  
**Home:** 7-4 (3-2) **Away:** 3-10 (0-5)  
**Coach:** Harry Good

	NU Opp.
W/H 12/4 South Dakota	68 37
W/H 12/7 Ottumwa Navy	65 45
W/H 12/9 Drake	48 44
<b>Big Six Holiday Tournament</b>	
L/KC 12/12 Arkansas	46 57
W/KC 12/13 Iowa State	54 51
L/KC 12/14 Oklahoma	52 63
L/H 12/17 St. Mary's (Calif.)	54 58
L/H 12/23 Minnesota	58 66
L/A 12/28 Illinois	37 72
L/A 12/30 Louisville	53 68
L/A 12/31 Western Ky.	56 74
L/A 1/4 Kansas State	54 63
W/H 1/6 Oklahoma	44 41
W/H 1/14 Kansas	48 46
L/A 1/18 Missouri	41 47
L/A 1/20 Iowa State	44 61
W/A 1/31 Drake	65 44
W/A 2/1 Ottumwa Navy	72 53
W/H 2/4 So. Dakota State	53 34
L/H 2/10 Iowa State	54 56
L/A 2/15 Kansas	37 69
L/A 2/17 Oklahoma	49 63
L/H 2/22 Missouri	49 60
W/H 2/27 Kansas State	54 50

**Season Notes:** NU was 9-10 with four games to go, but lost four of last five games to end 10-14...Harry Good became the Husker head coach after several successful seasons at the University of Indiana...first year of league-sponsored Holiday Tournament at Kansas City, Mo., an event that lasted through 1978-79 season.

**1947-48 Won 11, Lost 13**

(5-7 in Big Seven, 5th)  
**Home:** 6-4 (3-3) **Away:** 5-9 (2-4)  
**Coach:** Harry Good

	NU Opp.
L/H 12/8 Purdue	56 60
L/A 12/13 Minnesota	59 63
W/H 12/16 South Dakota	65 38
<b>Big Seven Holiday Tournament</b>	
W/KC 12/18 Missouri	46 44
L/KC 12/19 Oklahoma	46 47
L/KC 12/20 Kansas (OT)	60 64
W/H 12/23 Colorado State	67 47
W/A 12/27 Stanford*	51 47
L/A 12/29 San Jose State	38 39
L/A 12/30 Nevada-Reno	58 63
W/A 1/2 No. Colorado	58 54
L/A 1/6 Iowa State	44 55
L/H 1/12 Missouri	54 66
W/A 1/17 Colorado	59 55
L/H 1/31 Kansas State	45 64
W/H 2/3 So. Dakota State	66 56
L/A 2/7 Kansas	61 57

L/A 2/9 Oklahoma	57 79
L/A 2/14 Missouri	41 47
W/H 2/21 Iowa State	62 57
W/H 2/25 Colorado	58 53
L/A 2/27 Kansas State	49 56
L/H 3/1 Oklahoma	74 81
W/H 3/6 Kansas	70 64

\*San Francisco, Calif.

**Season Notes:** Claude Retherford led team in scoring, tallied school single-season record 244 points...Huskers were 10-11 going into final three games of season and had shot at first winning season since 1935-36, but dropped two of those games for 11th-straight losing season...Colorado joined Big Six and the league changed its name to the Big Seven...NU led Big Seven in scoring at 55.9 points per game for all games.

**1948-49 Won 16, Lost 10**

(9-3 in Big Seven, tie 1st)  
**Home:** 9-2 (5-1) **Away:** 7-8 (4-2)  
**Coach:** Harry Good

	NU Opp.
W/H 12/1 NW Missouri St.	59 39
L/H 12/6 Minnesota	52 61
W/H 12/11 Northern Iowa	63 52
L/A 12/17 Purdue	47 64
L/A 12/18 Cincinnati	46 64
L/A 12/20 Duquesne	49 55
W/A 12/21 Western Reserve	83 80

**Big Seven Holiday Tournament**

L/KC 12/28 Kansas State	34 48
L/KC 12/29 Missouri	50 52
W/KC 12/30 Harvard	56 54
W/H 1/8 Kansas	52 34
W/H 1/11 Wash. (Mo.)	48 45
W/H 1/15 Iowa State	71 50
W/H 1/29 South Dakota	72 50
W/H 1/31 Kansas State	70 48
W/H 2/5 Colorado	45 43
W/A 2/12 Kansas	49 39
L/A 2/14 Oklahoma	45 47
L/A 2/19 Iowa State	44 41
W/H 2/21 Missouri	47 46
W/A 2/26 Colorado	56 45
L/A 3/1 Kansas State	28 53
L/H 3/5 Oklahoma	49 56
W/A 3/7 Missouri	52 48

**Big Seven Playoff**

W/KC 3/14 Oklahoma	57 56
--------------------	-------

**NCAA District Tournament**

L/KC 3/16 Oklahoma State	35 52
--------------------------	-------

**Season Notes:** Cornhuskers tied Oklahoma for first-place in league, beat Sooners in league playoff for spot in NCAA District Tournament...first NU title on hardwood since 1936-37 season...Claude Retherford led team in scoring for third-straight year, finished with then-school single-season record 311 points...Retherford was first-team All-Big Seven pick, led conference in scoring for league games only at 12.4 points per game and was conference MVP...Bus Whitehead also earned first-team all-conference honors...for second-straight year, NU led Big Seven in scoring with 52.3 average.

**1949-50 Won 16, Lost 7**

(8-4 in Big Seven, tie 1st)  
**Home:** 12-1 (5-1) **Away:** 4-6 (3-3)  
**Coach:** Harry Good

	NU Opp.
W/H 12/3 So. Dakota State	61 32
W/H 12/7 NW Missouri St.	58 39
L/A 12/12 Bradley	54 64
W/H 12/14 Northern Iowa	60 54
W/H 12/17 Baylor	69 55
W/H 12/19 Colorado State	63 43
W/H 12/23 Idaho	66 45

**Big Seven Holiday Tournament**

L/KC 12/28 Colorado	57 67
L/KC 12/29 Michigan	65 67
W/KC 12/30 Iowa State (OT)	85 67
W/H 1/2 South Dakota	47 40
W/H 1/10 Kansas	57 56

W/H 1/14 Iowa State	64 46
L/A 1/16 Colorado	59 72
W/H 1/30 Kansas St. (OT)	65 63
W/H 2/6 Missouri	50 41
L/A 2/11 Kansas	36 49
W/A 2/13 Oklahoma	57 55
W/H 2/18 Colorado	59 49
W/A 2/20 Missouri	55 48
W/A 2/25 Iowa State (OT)	56 54
L/H 3/4 Oklahoma	48 64
L/A 3/11 Kansas State	60 63

**Season Notes:** Nebraska tied Kansas and Kansas State for Big Seven title; second-straight year Huskers earned share of conference crown...NU went into final regular-season game with chance to win crown outright, but dropped three-point decision at Kansas State, forced to settle for tie with Jayhawks and Wildcats...Huskers finished seventh in Big Seven Holiday tourney, but opened league play 4-1, then after 13-point loss at Kansas, rebounded to win four straight before losing back-to-back games to end season...Bus Whitehead was first-team All-Big Seven performer, led Cornhuskers in scoring and tallied school single-season record 360 points.

**1950-51 Won 9, Lost 14**

(4-8 in Big Seven, 5th)  
**Home:** 7-2 (4-2) **Away:** 2-12 (0-6)  
**Coach:** Harry Good

	NU Opp.
L/A 12/2 Minnesota	41 55
W/H 12/4 NW Missouri St.	61 39
L/A 12/8 Washington	49 54
L/A 12/9 Washington	53 71
L/A 12/11 California*	59 64
W/A 12/12 Santa Clara	53 38
W/H 12/19 Northern Iowa	63 55

**Big Seven Holiday Tournament**

W/KC 12/28 Missouri	54 52
L/KC 12/29 Kansas State	53 72
L/KC 12/30 Kansas	47 63
W/H 1/3 South Dakota	74 49
L/A 1/6 Kansas	41 66
W/H 1/6 Iowa State	51 49
L/A 1/15 Colorado	45 51
L/A 2/2 Iowa State	51 67
L/H 2/5 Kansas State	50 79
L/H 2/10 Kansas	52 61
L/A 2/12 Oklahoma	49 72
W/H 2/19 Missouri	54 52
W/H 2/24 Colorado	58 45
L/A 2/26 Kansas State	48 74
W/H 3/3 Oklahoma	46 44
L/A 3/7 Missouri	57 68

\*San Francisco, Calif.

**Season Notes:** After a 1-1 start in Big Seven play, Huskers lost five straight, before winning three of last five league games to finish 4-8...Bob Pierce averaged team-high 16.7 points, broke NU single-season scoring mark with 384-point season...Jim Buchanan was only other player in double-digits (12.9).

**1951-52 Won 7, Lost 17**

(3-9 in Big Seven, 8th)  
**Home:** 7-4 (3-3) **Away:** 0-13 (0-6)  
**Coach:** Harry Good

	NU Opp.
W/H 12/1 Northern Iowa	60 44
L/H 12/8 Minnesota	55 63
W/H 12/11 NW Missouri St.	59 43
W/H 12/15 Fresno State	72 48
L/A 12/19 So. Methodist	55 61
L/A 12/20 Texas Christ.(OT)	57 58
L/A 12/21 Tampa	76 81
L/A 12/22 Miami (Fla.)	60 70

**Big Seven Holiday Tournament**

L/KC 12/27 Kansas State	67 87
L/KC 12/28 Colorado	63 68
L/KC 12/29 Iowa State	66 75
W/H 1/5 Colorado	63 61
L/A 1/12 Kansas State	36 71
L/H 1/14 Kansas	66 69
W/H 1/26 South Dakota	82 59
L/A 1/28 Iowa State	72 78

L/H	2/2	Missouri	55	60
W/H	2/9	Oklahoma	67	66
L/A	2/11	Colorado	65	67
L/A	2/16	Kansas	52	90
L/A	2/18	Oklahoma	59	65
W/H	2/25	Iowa State	75	53
L/H	3/1	Kansas State	60	75
L/A	3/3	Missouri	53	68

**Season Notes:** Huskers posted second-straight losing record and finished last in league for first time since 1944-45 campaign...guard Jim Buchanan earned All-America honors and was first-team All-Big Seven pick...Buchanan led Huskers in scoring with 16.7 average.

**1952-53 Won 9, Lost 11**

(4-8 in Big Seven, 6th)  
Home: 5-4 (2-4) Away: 4-7 (2-4)  
Coach: Harry Good

			<b>NU Opp.</b>	
W/H	12/6	South Dakota	65	53
L/A	12/11	Minnesota	62	71
W/H	12/17	Springfield	82	73
W/A	12/20	Bradley	73	65

**Big Seven Holiday Tournament**

L/KC	12/27	Kansas	66	73
W/KC	12/29	Iowa State	83	79
L/KC	12/30	Colorado	53	67
W/H	1/3	Harvard	92	53
W/A	1/5	Colorado	80	65
L/H	1/12	Kansas	59	65
L/H	1/17	Iowa State	60	78
W/H	1/19	Missouri	73	62
W/H	2/7	Kansas State	80	67
L/H	2/9	Colorado	78	86
L/A	2/14	Kansas	58	77
W/A	2/16	Oklahoma	59	53
L/A	2/21	Missouri	59	66
L/H	2/28	Oklahoma	70	78
L/A	3/2	Iowa State	66	93
L/A	3/10	Kansas State	80	108

**Season Notes:** Huskers were 8-5 at one point, but lost six of final seven games to post third-straight losing season...Bill Johnson led team in both scoring (13.9) and rebounding (9.4).

**1953-54 Won 8, Lost 13**

(5-7 in Big Seven, tie 4th)  
Home: 6-3 (4-2) Away: 2-10 (1-5)  
Coach: Harry Good

			<b>NU Opp.</b>	
L/A	12/5	Minnesota	64	75
W/H	12/12	Iowa	81	70
W/H	12/15	South Dakota	70	53
L/A	12/19	Oregon State	55	83
L/A	12/21	Oregon	68	84
L/A	12/22	Oregon	72	74

**Big Seven Holiday Tournament**


W/KC	12/26	Kansas State	78	74
L/KC	12/29	Oklahoma	70	86
L/KC	12/30	Missouri	57	72
W/A	1/4	Iowa State	74	60
W/H	1/9	Oklahoma	76	72
W/H	1/11	Kansas State	88	75
W/H	1/18	Missouri	80	72
L/A	2/6	Kansas State	70	91
L/H	2/6	Colorado	67	75
L/A	2/13	Kansas	68	79
L/A	2/15	Oklahoma	68	76
L/A	2/20	Colorado	58	83
L/H	2/22	Kansas	62	67
W/H	2/27	Iowa State	78	65
L/A	3/1	Missouri	67	82

**Season Notes:** Huskers got off to 3-6 start, opened Big Seven play with four-straight wins, but lost six-straight and seven of their final eight games to finish 8-13...Bill Johnson led team in both scoring (18.2) and rebounding (11.2) for second-straight season...Johnson's scoring average stood as NU record for 13 seasons...Johnson grabbed NU single-game record 26 rebounds in Jan. 4 game at Iowa State.

**1954-55 Won 9, Lost 12**

(6-6 in Big Seven, tie 3rd)  
Home: 7-1 (5-1) Away: 2-11 (1-5)  
Coach: Jerry Bush

			<b>NU Opp.</b>	
L/A	12/6	Iowa	61	84
W/H	12/11	South Dakota	87	51
W/A	12/18	Bradley	93	68
L/A	12/20	Alabama	76	88



Herschell Turner (left) earned All-Big Eight honors for Coach Jerry Bush.

L/A	12/22	Memphis State	79	86
		<b>Big Seven Holiday Tournament</b>		
L/KC	12/27	Missouri	58	75
L/KC	12/29	Colorado	47	89
L/KC	12/30	Kansas	66	69
W/H	1/4	Iowa State	76	63
L/A	1/8	Missouri	59	67
W/H	1/11	Kansas State	69	59
W/H	1/15	Kansas	66	62
W/H	1/21	NW Missouri St.	74	54
L/A	2/5	Kansas State	62	79
W/H	2/7	Colorado	84	77
W/H	2/12	Oklahoma	75	67
L/H	2/14	Missouri	73	76
W/A	2/19	Kansas	68	55
L/A	2/21	Oklahoma	76	78
L/A	2/26	Iowa State	75	82
L/A	3/5	Colorado	66	77
L/KC	12/30	Kansas State	51	79
L/A	1/7	Colorado	63	78
W/H	1/16	Missouri	83	77
L/H	1/21	Colorado	50	77
W/H	2/4	Emporia State	72	59
L/H	2/6	Kansas State	52	66
L/A	2/11	Kansas	56	80
W/A	2/13	Oklahoma (OT)	68	61
L/H	2/18	Iowa State (OT)	69	71
L/A	2/20	Kansas State	50	73
L/H	2/25	Kansas	56	60
W/H	3/3	Oklahoma (OT)	64	63
L/A	3/5	Missouri	80	88
L/A	3/9	Iowa State	74	94

**Season Notes:** Biggest win of season was 71-65 homecourt decision over eventual Pac-8 Conference champion UCLA, the only time an NU team beat a John Wooden-coached Bruin squad...three of NU's seven wins were in overtime...Rex Ekwall led NU in both scoring (14.9) and rebounding (10.7)


**1956-57 Won 11, Lost 12**

(5-7 in Big Seven, tie 4th)  
Home: 7-2 (4-2) Away: 4-10 (1-5)  
Coach: Jerry Bush

			<b>NU Opp.</b>	
L/A	11/30	UCLA	56	69
L/A	12/1	UCLA	60	78
W/H	12/3	Iowa	67	43
W/H	12/8	Michigan	73	60
W/H	12/10	Wisconsin	53	51
W/H	12/17	Purdue	65	62
W/A	12/20	Texas Tech	67	66
L/A	12/22	Vanderbilt	54	78

**Big Seven Holiday Tournament**

L/KC	12/27	Michigan State	65	79
W/KC	12/28	Missouri	70	65
L/KC	12/29	Iowa State	69	89
W/H	1/7	Colorado	74	52
L/A	1/12	Colorado	56	60
W/A	1/19	Missouri	84	65
L/A	2/4	Kansas State	53	89
L/H	2/9	Kansas	54	69
W/A	2/11	Missouri	53	49



Rex Ekwall averaged a school-record 10.4 rebounds per game over his three-year career.



L/A	2/16	Iowa State	47	59
L/H	2/18	Kansas State	56	81
L/A	2/23	Kansas	60	87
L/A	2/25	Oklahoma	53	55
W/H	3/6	Oklahoma	64	55
W/H	3/9	Iowa State	67	58

**Season Notes:** After 0-2 start, Huskers won five-straight games, with four of those victories against Big Ten institutions...NU was 8-6 after Jan. 19 win over Missouri, but dropped five of its next seven games to ensure seventh-straight losing season...Rex Ekwall led team in both scoring (13.3) and rebounding (9.3).

### 1957-58 Won 10, Lost 13

(5-7 in Big Seven, tie 4th)  
**Home:** 9-2 (5-1) **Away:** 1-11 (0-6)  
**Coach:** Jerry Bush

		NU Opp.	
W/H	12/2	So. Dakota State	64 52
W/H	12/5	Wyoming	77 66
L/A	12/7	Michigan	57 81
L/A	12/9	Notre Dame	56 69
L/H	12/14	Purdue	61 70
W/H	12/16	Denver	68 63
W/H	12/19	Ohio	61 53
L/A	12/21	Marquette	64 79

#### Big Seven Holiday Tournament

W/KC	12/27	Princeton	74 64
L/KC	12/28	Kansas State	57 88
L/KC	12/30	Iowa State	51 61
L/A	1/6	Missouri	54 55
L/A	1/11	Kansas State	59 74
W/H	1/13	Oklahoma	57 54
L/H	1/18	Iowa State	52 57
L/A	2/1	Iowa State	63 78
L/A	2/8	Kansas	46 102
L/A	2/10	Oklahoma	39 66
W/H	2/12	Missouri (OT)	67 62
W/H	2/17	Colorado	50 41
W/H	2/22	Kansas	43 41
W/H	3/3	Kansas State	55 48
L/A	3/8	Colorado	52 54

**Season Notes:** After splitting its first eight games, NU lost eight of its next nine games before winning four of final five games...two of the school's most-memorable wins came late in season...Kansas handed NU its worst loss ever, 102-46, at Lawrence, but Huskers avenged loss by knocking off top-ranked Jayhawks at Lincoln, 43-41...NU guard Jimmy Kubacki hit a 15-foot jumper with two seconds left to give the Huskers the win over the Wilt Chamberlain-led Jayhawks...nine days later, the Huskers shocked No. 4 Kansas State and Omaha native Bob Boozer...K-State went into March 3 game ranked fourth in AP poll, but was No. 1 when the new poll was released on March 4...Wilson Fitzpatrick and Gary Reimers both averaged a team-best 11.5 points per game, while Herschell Turner led team in rebounding with an 8.2 average.

### 1958-59 Won 12, Lost 13

(5-9 in Big Eight, tie 5th)  
**Home:** 9-3 (4-3) **Away:** 3-10 (1-6)  
**Coach:** Jerry Bush

		NU Opp.	
W/H	12/1	NW Missouri St.	85 44
W/H	12/6	Montana State	75 43
W/H	12/8	Marquette	62 60
L/A	12/13	Minnesota	57 78
W/H	12/15	Texas Tech	54 46
L/A	12/18	Bradley	48 85
L/A	12/20	Michigan State	55 80

#### Big Eight Holiday Tournament

W/KC	12/27	Oklahoma State	55 48
L/KC	12/29	Colorado	50 54
W/KC	12/30	Oklahoma	60 43
L/A	1/5	Colorado	50 57
W/H	1/10	Oklahoma State	47 44
W/H	1/12	Missouri	81 69
W/H	1/17	Iowa State	52 49
W/H	1/31	Detroit	91 77
L/H	2/2	Kansas State	43 50
L/A	2/7	Oklahoma State	39 54

L/A	2/9	Oklahoma	48	54
L/H	2/14	Kansas	55	63
L/A	2/21	Kansas	50	66
W/H	2/23	Colorado	62	61
L/A	2/28	Iowa State	56	59
W/A	3/2	Missouri	81	79
L/H	3/5	Oklahoma	54	65
L/A	3/9	Kansas State	54	76

**Season Notes:** NU finished with best record in nine-year tenure of Coach Jerry Bush...NU was 12-11 heading into final two games, and needed one win to secure first winning season since 1949-50, but it dropped both games to finish 12-13...Herschell Turner led team in scoring (17.1) and rebounding (9.8)...Turner was first-team All-Big Eight pick by United Press International...Turner's scoring average was best for NU player since Bill Johnson's 18.2 mark in 1953-54...Oklahoma State's addition to the league made the Big Seven the Big Eight.

### 1959-60 Won 7, Lost 17

(4-10 in Big Eight, tie 7th)  
**Home:** 6-5 (4-3) **Away:** 1-12 (0-7)  
**Coach:** Jerry Bush

		NU Opp.	
W/H	12/5	Air Force	68 54
W/H	12/7	Minnesota	76 66
L/H	12/14	Notre Dame	62 70
L/H	12/17	Mich. St. (2OT)	80 82
L/A	12/19	Oregon State	60 63
L/N*	12/21	Oregon State	65 67
L/A	12/23	Montana State	58 64

#### Big Eight Holiday Tournament

L/KC	12/26	Colorado	55 64
L/KC	12/29	Kansas State	63 71
W/KC	12/30	Missouri	78 67
L/A	1/4	Iowa State	53 57
L/H	1/9	Kansas	47 60
L/A	1/11	Missouri	61 69
L/A	1/16	Colorado (OT)	57 62
L/H	1/30	Colorado	54 58
W/H	2/1	Missouri	64 59
L/A	2/6	Oklahoma State	47 52
L/A	2/8	Oklahoma	54 63
W/H	2/13	Iowa State	69 49
W/H	2/20	Kansas State	70 60
L/H	2/22	Oklahoma	49 50
W/H	2/27	Oklahoma State	54 47
L/A	3/5	Kansas State	74 83
L/A	3/7	Kansas	74 79

\*Portland, Ore.

**Season Notes:** After a 2-0 start, NU lost seven-straight and 12 of its next 13 games and went on to finish 7-17...Herschell Turner was first-team All-Big Eight performer after leading team in scoring (15.9) and rebounding (8.0) for second-straight season...Turner also became first 1,000-point career scorer in school history, finished with 1,056 points.

### 1960-61 Won 10, Lost 14

(4-10 in Big Eight, 6th)  
**Home:** 7-5 (3-4) **Away:** 3-9 (1-6)  
**Coach:** Jerry Bush

		NU Opp.	
W/H	12/1	Northern Iowa	78 68
L/H	12/3	Wichita State	63 65
W/H	12/7	Utah State	65 60
W/H	12/13	Denver	77 52
L/A	12/17	Detroit	62 71
L/A	12/19	Cincinnati	60 75
W/H	12/21	Arizona	79 55

#### Big Eight Holiday Tournament

L/KC	12/28	Kansas	53 78
W/KC	12/29	Missouri	90 72
W/KC	12/30	Oklahoma State	70 61
W/H	1/7	Missouri	62 48
W/H	1/9	Colorado (OT)	65 61
L/A	1/14	Colorado*	51 66
L/H	1/21	Iowa State	58 66
L/A	2/4	Oklahoma State	47 55
L/A	2/6	Oklahoma	58 69
L/H	2/11	Kansas	33 38
L/A	2/13	Iowa State	62 68
L/H	2/18	Oklahoma State	61 65
W/H	2/20	Oklahoma	83 61

W/A	2/25	Kansas	69	68
L/H	2/27	Kansas State	67	77
L/A	3/4	Kansas State	56	75
L/A	3/6	Missouri	76	97

\*CU won game, but later forfeited.

**Season Notes:** After back-to-back wins over Oklahoma and Kansas in late February, Huskers stood 10-11 and needed two wins in final three games to secure first winning season since 1949-50, but NU lost all three games to finish 10-14...Tom Russell led NU in both scoring (12.5) and rebounding (9.7).

### 1961-62 Won 9, Lost 16

(5-9 in Big Eight, tie 5th)  
**Home:** 5-5 (2-5) **Away:** 4-11 (3-4)  
**Coach:** Jerry Bush

		NU Opp.	
L/A	12/4	Wichita State	49 79
W/H	12/7	So. Methodist	63 60
L/A	12/9	Air Force	49 58
W/H	12/11	Notre Dame	65 61
W/H	12/16	Ohio	81 64
L/A	12/20	Wyoming	70 71
L/A	12/22	California	49 50
L/A	12/23	Stanford	59 72

#### Big Eight Holiday Tournament

L/KC	12/27	Kansas State	48 60
W/KC	12/29	Oklahoma State	52 51
L/KC	12/30	Kansas	68 69
W/A	1/6	Kansas	69 67
W/H	1/10	Oklahoma	57 56
L/H	1/13	Colorado	56 58
L/A	1/20	Iowa State	72 84
L/A	2/3	Kansas State	53 72
W/H	2/5	Oklahoma State	57 56
L/A	2/10	Colorado	63 74
L/H	2/12	Iowa State	66 79
L/A	2/17	Missouri	65 63
L/H	2/21	Kansas	70 73
L/H	2/24	Missouri	63 81
L/A	3/3	Oklahoma State	64 65
W/A	3/5	Oklahoma	71 69
L/H	3/7	Kansas State	60 84



**Leroy Chalk, the Huskers' all-time leading rebounder.**

**Season Notes:** Six losses by three or fewer points gave Huskers 9-16 record rather than 15-10 mark...for second-straight season, Tom Russell led NU in both scoring (16.5) and rebounding (8.0 rpg)...Russell also ranked seventh nationally in field-goal percentage at .560...Russell scored then-school-record 38 points in Huskers' 73-70 homecourt loss to Kansas.

### 1962-63 Won 6, Lost 19

(1-13 in Big Eight, 8th)  
**Home:** 4-9 (1-6) **Away:** 2-10 (0-7)  
**Coach:** Jerry Bush

		NU Opp.	
W/A	12/1	Texas Tech	68 66
L/A	12/3	Houston	61 68
W/H	12/8	Air Force	43 39
W/H	12/10	Northern Iowa	78 59
L/H	12/15	Denver	54 63
W/H	12/17	Miami (Ohio)	72 69
L/H	12/20	So. California	49 58
L/H	12/21	So. California	53 55

#### Big Eight Holiday Tournament

L/KC	12/26	Iowa State	68 82
L/KC	12/28	Colorado	47 59
W/KC	12/29	Oklahoma	93 86
L/H	1/7	Colorado	47 75
L/A	1/12	Kansas State	53 66
L/A	1/19	Kansas	53 72
L/H	2/2	Kansas State	60 72
L/A	2/4	Iowa State	69 83
L/H	2/9	Missouri	61 69
L/H	2/11	Iowa State	54 75
L/A	2/16	Oklahoma State	41 51
L/A	2/18	Oklahoma	77 84
L/H	2/23	Kansas	39 45
W/H	2/25	Oklahoma State	49 48
L/H	3/2	Oklahoma	75 77
L/A	3/4	Colorado	51 80
L/A	3/6	Missouri	72 84

**Season Notes:** After a 4-2 start, NU lost 14 of next 15 games, including 10 straight to open Big Eight Conference play...Huskers avert winless conference record and snap 10-game losing streak with 49-48 win over Oklahoma State late in February...season was last for Coach Jerry Bush, who resigned following the season after nine years at the helm...the 19 losses were most-ever in one year for Husker team...Daryl Petsch led team in scoring with 14.8 average, while Charlie Jones was club's top rebounder (8.2).

### 1963-64 Won 7, Lost 18

(5-9 in Big Eight, tie 6th)  
**Home:** 6-5 (4-3) **Away:** 1-13 (1-6)  
**Coach:** Joe Cipriano

		NU Opp.	
W/H	12/2	Wyoming	79 72
L/A	12/6	Michigan	55 80
L/A	12/7	Purdue	75 81
L/H	12/9	Texas Tech	60 76
L/H	12/14	Houston	58 64
L/A	12/20	So. California	73 79
L/A	12/21	So. California	64 79

#### Big Eight Holiday Tournament

L/KC	12/26	Kansas State	78 100
L/KC	12/28	Oklahoma	66 75
L/KC	12/30	Colorado	58 80
W/A	1/6	Iowa State	55 52
W/H	1/11	Missouri (OT)	74 69
L/A	1/14	Kansas	48 74
W/H	1/18	Oklahoma City	74 65
L/A	2/1	Missouri	60 78
L/H	2/3	Kansas St. (OT)	66 73
W/H	2/8	Oklahoma (2OT)	76 69
W/H	2/10	Oklahoma State	54 53
L/H	2/15	Colorado	52 60
L/A	2/17	Kansas State	48 50
W/H	2/22	Iowa State	57 55
L/H	2/24	Kansas	55 64
L/A	2/29	Oklahoma State	45 81
L/A	3/2	Oklahoma	76 82
L/A	3/9	Colorado	73 89

**Season Notes:** After guiding Idaho to a 22-5 record in 1962-63, Joe Cipriano is tabbed as the Huskers' 22nd basketball coach, replacing Jerry Bush, who resigned after the 1962-63 season...NU scored 79-72 win over Wyoming in Cipriano's debut, then lost nine-straight before opening Big Eight play with a 55-52 win at Iowa State...Charlie Jones led NU in scoring (12.9) and rebounding (6.8).

### 1964-65 Won 10, Lost 15

(5-9 in Big Eight, tie 6th)  
**Home:** 8-4 (3-4) **Away:** 2-11 (2-5)  
**Coach:** Joe Cipriano

		NU Opp.	
L/A	12/3	Wyoming	68 94
W/H	12/5	Purdue	96 85
W/H	12/7	South Dakota	74 63
W/H	12/12	Michigan	74 73
L/A	12/18	Texas	73 77
L/A	12/20	Texas Tech	78 82
W/H	12/21	California	87 80
W/H	12/22	California	63 59
<b>Big Eight Holiday Tournament</b>			
L/KC	12/28	Colorado	52 70
L/KC	12/29	Oklahoma State	61 74
L/KC	12/30	Iowa State	62 69
L/H	1/4	Kansas	56 66
L/A	1/9	Oklahoma State	54 93
L/A	1/11	Oklahoma	82 89
W/H	1/18	Iowa State	88 77
L/H	1/23	Oklahoma State	53 55
L/A	2/6	Colorado	52 62
L/A	2/9	Kansas State	62 57
W/H	2/13	Colorado	66 59
L/A	2/15	Missouri	74 92
W/A	2/20	Iowa State	69 65
L/A	2/23	Kansas	62 71
W/H	2/27	Oklahoma	67 63
L/A	3/2	Missouri	66 84
L/H	3/8	Kansas State	67 79

**Season Notes:** Fred Hare's buzzer-beater gave Huskers 74-73 homecourt upset win over top-ranked Michigan...Hare led NU in both scoring (15.2 ppg) and rebounding (7.4 rpg)...NU started 5-3, then dropped six-straight and nine of its next 10 to assure 15th-straight losing season.

### 1965-66 Won 20, Lost 5

(12-2 in Big Eight, 2nd)  
**Home:** 11-0 (7-0) **Away:** 9-5 (5-2)  
**Coach:** Joe Cipriano

		NU Opp.	
W/A	12/1	Wisconsin	101 88
W/H	12/7	Oregon State	75 63
L/A	12/10	California	71 87
W/A	12/11	California	70 68
W/H	12/14	Texas	75 64
W/H	12/18	South Dakota	77 60
W/H	12/20	Stanford	71 67
<b>Big Eight Holiday Tournament</b>			
W/KC	12/27	Missouri (OT)	69 67
W/KC	12/29	Oklahoma	92 79
L/KC	12/30	Kansas	61 71
W/A	1/4	Iowa State	76 74
W/H	1/8	Missouri	82 60
W/A	1/15	Kansas State	82 71
W/H	1/18	Kansas	83 75
W/H	1/22	Oklahoma	86 78
W/A	2/5	Oklahoma St.(OT)	45 41
W/A	2/7	Oklahoma	85 81
L/A	2/8	9/Okla. City(OT)	81 85
H/W	2/12	9/Iowa State	81 70
W/A	2/19	9/Missouri	71 53
W/H	2/21	9/Colorado	70 63
L/A	2/26	8/Kansas	73 110
W/H	3/1	9/Kansas State	79 69
L/A	3/5	Colorado	88 95
W/H	3/7	Oklahoma State	85 64

**Season Notes:** The frustration of 15-straight losing seasons was wiped out in the Big Red's 20-5 campaign that ended one win short of a share of the school's first league title in some 15 years...NU headed into the final week of conference play tied with Kansas for the league's top spot, but a loss at Colorado ended the Huskers' title hopes...Huskers posted only second 20-win season in school history, first in some 45 seasons...NU moved into the wire service polls for the first time ever, was rated as high as eighth and finished 11th in the final United Press International listing...Grant Simmons was first-team All-Big Eight pick and landed a spot on the USBWA District V all-star team...Stuart Lantz finished second in Big Eight sophomore-of-the-year voting

to KU standout Jo Jo White...NU topped century mark for first time ever in 101-88 victory at Wisconsin to open season; later made first appearance in Big Eight Holiday tournament championship game.



Marvin Stewart scored 1,138 points in only 66 games.

### 1966-67 Won 16, Lost 9

(10-4 in Big Eight, tie 2nd)  
**Home:** 10-1 (6-1) **Away:** 6-8 (4-3)  
**Coach:** Joe Cipriano

		NU Opp.	
W/H	12/2	Oregon	79 56
L/A	12/7	Wyoming	98 102
W/H	12/10	Pacific	90 78
W/H	12/12	Washington St.	100 75
W/H	12/13	Washington St.	80 78
<b>Vanderbilt Invitational*</b>			
L/N	12/16	LaSalle*	76 99
W/N	12/17	Portland*	71 69
<b>Big Eight Holiday Tournament</b>			
L/KC	12/27	Kansas State	81 98
W/KC	12/29	Oklahoma State	73 64
L/KC	12/30	Colorado	66 73
W/A	1/7	Oklahoma State	67 57
L/A	1/9	Oklahoma	87 99
W/H	1/14	Colorado	84 80
W/H	1/26	Oklahoma	97 78
W/H	1/28	Missouri	99 82
W/A	2/4	Kansas State	67 59
L/A	2/7	Kansas	58 84
W/H	2/11	Iowa State	94 82
W/A	2/18	Iowa State	76 65
W/H	2/25	Kansas State	79 71
W/A	2/28	Missouri	80 73
L/H	3/4	Kansas	57 64
W/H	3/6	Oklahoma State	88 71
L/A	3/11	Colorado	57 64
<b>National Invitation Tournament</b>			
L/NYC	3/13	Marshall	88 119

**Season Notes:** Nebraska, the Big Eight pre-season title favorite, finished second in the league race, three games back of first-place Kansas...the Huskers, though, landed their first National Invitation Tournament bid ever, but dropped a 119-88 decision to Marshall in the first round at Madison Square Garden...NU posted back-to-back winning seasons for first time since 1948-49 and 1949-50 campaigns...Stuart Lantz earned first-team All-Big Eight recognition and landed a spot on the USBWA District V all-star squad...Tom Baack and Nate Branch were second-team all-league picks...school-record 20-game homecourt win string snapped by Kansas in late February...after season, Coach Cipriano took Huskers on 13-game Latin American tour.

### 1967-68 Won 15, Lost 10

(8-6 in Big Eight, tie 3rd)  
**Home:** 9-1 (6-1) **Away:** 6-9 (2-5)  
**Coach:** Joe Cipriano

		NU Opp.	
W/H	12/4	Fullerton State	111 74
W/H	12/5	South Dakota	94 61
L/A	12/8	Washington St.	70 93
W/A	12/9	Washington St.	91 76
L/A	12/11	Hawaii	74 82
L/A	12/13	Hawaii	72 86
L/A	12/20	Michigan State	70 74
W/H	12/23	Wyoming	82 74
<b>Big Eight Holiday Tournament</b>			
W/KC	12/28	Oklahoma	75 65
W/KC	12/29	Oklahoma State	48 46
W/KC	12/30	Kansas State	66 62
L/A	1/5	Iowa State	70 85
L/A	1/9	Kansas State	62 78
W/H	1/13	Missouri	75 66
W/H	1/27	Oklahoma	110 90
W/H	2/1	Colorado	87 73
W/A	2/3	Oklahoma State	63 62
W/A	2/5	Oklahoma	89 83
W/H	2/10	Kansas State	92 68
L/A	2/17	Kansas	60 71
W/H	2/19	Oklahoma State	82 73
L/A	2/24	Colorado	73 75
W/H	2/27	Kansas	76 69
L/H	3/1	Iowa State (OT)	92 93
L/A	3/7	Missouri	70 91

**Season Notes:** For the first time ever, NU had two 1,000-point career scorers on the floor at the same time, as Tom Baack and Stuart Lantz reached that plateau during the 1967-68 campaign...Baack finished three-year career with a then-school-record 1,293 points and would later become Husker assistant coach...Lantz logged 1,266 points over his three-year career and was a first-team All-Big Eight pick and a District V all-star as a senior...Lantz was a third-round draft pick of the National Basketball Association's San Diego Rockets and would go on to play eight seasons of pro hoops...Baack was a 10th-round pick of the Detroit Pistons...NU won its first Big Eight Holiday title, scoring wins over Oklahoma, Oklahoma State and Kansas State...Huskers' post third-straight .500 or better record, a feat the school hadn't accomplished since a three-year string from 1929 through 1931.

### 1968-69 Won 12, Lost 14

(5-9 in Big Eight, tie 6th)  
**Home:** 8-3 (4-3) **Away:** 4-11 (1-6)  
**Coach:** Joe Cipriano


		NU Opp.	
W/H	11/30	Wisconsin	68 55
L/A	12/6	Oregon State	67 79
L/A	12/7	Oregon	85 77
W/H	12/10	Wichita St. (3OT)	94 92
W/H	12/14	Augustana (S.D.)	73 56
W/H	12/16	Michigan State	73 86
<b>Sun Devil Classic*</b>			
L/A	12/20	Arizona State*	76 83
L/N	12/21	California*	73 86
L/A	12/23	Arizona	63 68
<b>Big Eight Holiday Tournament</b>			
L/KC	12/26	Kansas	56 82
W/KC	12/28	Oklahoma	70 47
W/KC	12/30	Missouri	76 70
L/H	1/4	Kansas	52 56
L/A	1/7	Kansas State	72 95
L/A	1/25	Iowa State (OT)	93 99
L/H	1/27	Oklahoma State	52 76
W/H	2/1	Missouri	87 71
W/H	2/3	Oklahoma	90 83
L/A	2/8	Colorado	81 83
L/A	2/11	Missouri	60 79
L/H	2/15	Iowa State (OT)	74 75
L/A	2/22	Kansas	73 79
W/H	2/24	Colorado	79 65
W/H	3/1	Kansas State	88 71
L/A	3/6	Oklahoma State	63 72
W/A	3/8	Oklahoma	70 64

**Season Notes:** Leroy Chalk led Big Eight in field-goal percentage with a .538 mark and grabbed a then-school-record 257 rebounds...another sophomore, Marvin Stewart, led NU in scoring with a 14.6 average...Huskers started Big Eight play 0-4, then went 5-5 in final 10 league games.

### 1969-70 Won 16, Lost 9

(7-7 in Big Eight, tie 3rd)  
**Home:** 10-1 (6-1) **Away:** 6-8 (1-6)  
**Coach:** Joe Cipriano

		NU Opp.	
W/H	12/1	California-Irvine	76 73
W/A	12/4	Augustana	75 56
W/A	12/6	Wichita St. (OT)	81 79
W/H	12/9	Duquesne	82 77
L/A	12/12	Houston*	82 112



Grant Simmons was NU's first academic All-Big Eight player.





Joe Cipriano ranks as the school's all-time winningest coach.

W/N	12/13	Texas A&M*	78	69
W/H	12/15	No. Michigan	92	68
W/H	12/20	Arizona	79	69
<b>Big Eight Holiday Tournament</b>				
L/KC	12/27	Colorado	60	72
W/KC	12/29	Iowa State	74	66
W/KC	12/30	Kansas	78	73
L/A	1/6	Iowa State	70	72
L/H	1/13	Kansas State	64	71
W/H	1/17	Colorado	60	58
W/A	1/31	Oklahoma	70	60
L/A	2/2	Oklahoma State	58	81
W/H	2/7	Kansas	84	73
L/A	2/10	Colorado	59	76
W/H	2/14	Missouri	60	48
L/A	2/17	Kansas	87	100
L/A	2/21	Kansas State	62	69
W/H	2/23	Oklahoma	79	66
L/A	2/28	Missouri	63	80
W/H	3/2	Oklahoma State	61	55
W/H	3/7	Iowa State	87	81

\*Houston, Texas

**Season Notes:** Huskers won nine of first 11 games, went 7-7 in Big Eight to finish 16-9 overall...Tom Scantlebury led team in scoring with a 14.5 average, but junior Marvin Stewart, the Huskers' top point producer in 1968-69, averaged 14.3 points through 14 games, then missed last 11 games because of academic problems...Leroy Chalk led team in rebounding for second-straight season with a 9.4 average.

**1970-71 Won 18, Lost 8**

(8-6 in Big Eight, 4th)  
Home: 10-2 (5-2) Away: 8-6 (3-4)  
Coach: Joe Cipriano

			NU Opp.	
W/A	12/1	Wyoming	68	63
W/H	12/5	Iowa	73	71
W/H	12/7	Northern Iowa	95	71
W/A	12/11	Texas Christian	69	64
L/A	12/12	So. Methodist	75	80
W/H	12/14	Nevada-Reno	116	71
<b>Husker Classic*</b>				
W/H	12/18	Miami (Fla.)*	85	58

W/H	12/19	Colorado State*	69	65
W/A	12/21	Wichita State	72	71
<b>Big Eight Holiday Tournament</b>				
W/KC	12/28	Oklahoma State	71	58
W/KC	12/29	Colorado	77	67
L/KC	12/30	Kansas	52	72
L/A	1/9	Kansas State	69	70
W/H	1/16	Iowa State	84	62
W/H	1/30	Oklahoma State	80	59
L/A	2/1	Oklahoma	67	79
L/H	2/6	Kansas	67	81
W/A	2/9	Iowa State	69	67
W/H	2/13	Missouri	81	72
W/A	2/16	Colorado	65	63
W/A	2/20	Oklahoma State	57	55
L/H	2/22	Oklahoma	56	65
L/H	2/27	Missouri	65	77
W/H	3/2	Kansas State	87	71
W/H	3/6	Colorado	85	71
L/A	3/13	Kansas	54	59


**Season Notes:** Marvin Stewart became first NU player to average 20 points in a season, finished with school-record 21.4 point-per-game average...Stewart led Big Eight in free-throw percentage at .824, became third NU player to top 1,000-point plateau for career, finished with 1,138 points...Stewart was first-team All-Big Eight pick and was named to all-tourney team at Big Eight Holiday Tournament...NU center Chuck Jura hit school-record and Big Eight-best .592 from field...NU won own Husker Classic and later advanced to title game of Big Eight Holiday Tournament for third time ever (lost to KU in title game, 72-52)...Cipriano became first 100-game winner in school history with Huskers' 69-64 win at Texas Christian...Moe Iba joined Cip's staff as freshman coach...KU won Big Eight title with 14-0 record, first unbeaten champ since Kansas State in 1958-59.

**1971-72 Won 14, Lost 12**

(7-7 in Big Eight, 4th)  
Home: 11-3 (6-1) Away: 3-9 (1-6)  
Coach: Joe Cipriano

W/H	12/1	Wyoming	81	63
W/H	12/3	San Diego State	61	63
L/H	12/4	Wichita State	61	74
L/A	12/6	Duquesne	53	75
W/H	12/11	So. Methodist	84	76
<b>Husker Classic*</b>				
W/H	12/17	Idaho*	90	49
W/H	12/18	LaSalle*	75	60
L/A	12/21	Iowa	77	86
W/H	12/23	San Jose State	80	63
<b>Big Eight Holiday Tournament</b>				
L/KC	12/27	Missouri	64	76
W/KC	12/29	Oklahoma State	64	56
W/KC	12/30	Oklahoma	84	68
W/H	1/8	Oklahoma State	73	59
W/H	1/10	Oklahoma	77	70
W/H	1/15	Colorado	67	55
W/A	1/26	Oklahoma State	64	63
L/A	1/29	Kansas (OT)	55	57
W/H	2/1	Kansas State	61	60
L/A	2/7	Oklahoma	70	72
W/H	2/12	Iowa State	76	71
L/A	2/15	Missouri	65	80
W/H	2/19	Kansas	99	78
L/A	2/26	Colorado	57	67
L/H	3/4	Missouri	54	61
L/A	3/6	Iowa State	67	76
L/A	3/11	Kansas St. (OT)	76	81

**Season Notes:** Center Chuck Jura was first-team All-Big Eight pick and first-team Academic All-Big Eight choice...Jura led NU in both scoring (21.2) and rebounding (11.7)...his 11.7 rebound average was school record and topped Big Eight...Jura finished his career with totals of 1,255 points and 740 rebounds...NU won Husker Classic for second-straight season.



Andre Smith was the 1981 Big Eight Player-of-the-Year.

**1972-73 Won 9, Lost 17**

(4-10 in Big Eight, tie 6th)  
Home: 4-5 (2-5) Away: 5-12 (2-5)  
Coach: Joe Cipriano

			NU Opp.	
W/H	11/24	North Texas	64	46
L/A	12/1	Wyoming	59	65
<b>Mountaineer Classic*</b>				
L/N	12/8	California*	50	75
W/N	12/9	Air Force*	57	53
W/H	12/11	Texas Christian	72	58
<b>Kentucky Invitational**</b>				
L/A	12/15	Kentucky**	60	85
L/N	12/16	Colorado State**	51	57
<b>Big Eight Holiday Tournament</b>				
L/KC	12/27	Iowa State	64	75
W/KC	12/29	Kansas	74	72
L/KC	12/30	Oklahoma State	73	75
W/N	1/4	Georgia State***	63	54
L/N	1/6	No. Carolina****	62	79
L/H	1/13	Oklahoma State	55	68
W/H	1/15	Oklahoma	74	67

L/H	1/27	Missouri	65	78
L/A	1/30	Iowa State	60	81
L/H	2/3	Kansas State	55	82
L/H	2/6	Colorado	59	67
W/A	2/10	Kansas	59	46
L/A	2/17	Oklahoma	59	67
L/A	2/19	Oklahoma State	76	64
W/H	2/24	Kansas	62	59
W/H	2/27	Iowa State	76	82
L/A	3/3	Kansas State	70	97
L/A	3/6	Colorado	63	71
L/A	3/10	Missouri	70	86

\*Morgantown, West Virginia.

\*\*Lexington, Ky.

\*\*\*Decatur, Ga.

\*\*\*\*Greensboro, N.C.

**Season Notes:** Without departed All-Big Eight center Chuck Jura, Huskers finished 9-17...NU's last losing season until 1987-88...freshman Jerry Fort led NU in scoring with 14.5 average, first Husker frosh ever to lead team in that department.

**1973-74 Won 14, Lost 12**

(7-7 in Big Eight, 4th)  
Home: 11-2 (5-2) Away: 3-10 (2-5)  
Coach: Joe Cipriano

			NU Opp.	
W/H	12/1	Wyoming	70	62
W/H	12/3	Minn.-Duluth	77	50
<b>Vanderbilt Invitational*</b>				
L/A	12/7	Vanderbilt*	58	82
L/N	12/8	Mid. Tenn. St.*	65	76
W/H	12/11	Georgia St. (OT)	78	75
W/H	12/14	NE Missouri St.	67	54
W/H	12/15	MacMurray	76	50
W/H	12/20	Northern Iowa	73	55

**Big Eight Holiday Tournament**

L/KC	12/27	Kansas State	47	68
W/KC	12/28	Oklahoma State	69	62
L/KC	12/29	Kansas	66	75
L/A	1/7	Wichita State	58	66
L/A	1/12	Kansas	64	79
W/H	1/19	Oklahoma	63	58
L/H	1/22	Kansas State	65	73
L/A	1/26	Oklahoma State	66	79
L/A	1/28	Oklahoma	63	85
W/H	2/5	Iowa State (3OT)	91	88
W/H	2/9	Missouri	75	58
L/A	2/12	Colorado	64	65
W/A	2/16	Missouri	88	87
W/H	2/23	Oklahoma State	71	63
L/H	2/26	Kansas	46	51
W/A	3/2	Kansas State	58	54
W/H	3/5	Colorado	65	42
L/A	3/9	Iowa State	58	76

\*Nashville, Tenn.

**Season Notes:** Sophomore guard Jerry Fort led NU in scoring for second-straight season with 18.0 average and was first-team All-Big Eight pick...Huskers toured Italy following season and finished 2-5 on its three-week journey.

**1974-75 Won 14, Lost 12**

(7-7 in Big Eight, 4th)  
Home: 8-3 (5-2) Away: 6-9 (2-5)  
Coach: Joe Cipriano

			NU Opp.	
W/H	11/30	So. Dakota State	87	72
<b>Sun Devil Classic*</b>				
W/N	12/6	Long Beach St.*	67	55
L/A	12/7	Arizona State*	62	83
W/A	12/10	North Texas	69	56
W/H	12/14	Wichita State	78	65
L/H	12/17	San Jose State	66	80
<b>Indiana Classic**</b>				
W/N	12/20	So. Methodist**	69	67
L/A	12/21	Indiana**	60	97
W/H	12/23	Vanderbilt	81	66

**Big Eight Holiday Tournament**

W/KC	12/26	Oklahoma	75	64
L/KC	12/28	Kansas	62	63
L/KC	12/30	Kansas State	63	80
W/H	1/18	Kansas State	74	61
W/A	1/22	Oklahoma	68	61
W/H	1/25	Colorado	85	59
W/H	1/29	Oklahoma State	73	58



L/A	2/1	Missouri	74	88
L/A	2/5	Kansas	44	72
W/H	2/8	Iowa State	75	62
L/H	2/12	Oklahoma (OT)	57	65
L/A	2/15	Colorado	61	62
L/A	2/19	Kansas State	64	65
W/H	2/22	Missouri	80	77
W/A	2/26	Oklahoma State	59	58
L/H	3/5	Kansas (2OT)	77	79
L/A	3/8	Iowa State	69	82

**Season Notes:** For third-straight season, Jerry Fort led NU in scoring at 20.2 points per game, and in process, became only third Husker to ever average 20-plus points in season...Fort earned first-team All-Big Eight honors for second-straight season...NU started Big Eight play 4-0, finished first half 5-2, but went 2-5 in second half and finished 7-7 in league...three of losses during second half of league schedule were by a combined four points...Fort scored school-record 40 points in Huskers' homecourt win over Missouri...his scoring outburst broke the old mark of 38 held by Tom Russell during the 1961-62 season.

### 1975-76 Won 19, Lost 8

(10-4 in Big Eight, 3rd)  
**Home:** 9-4 (5-2) **Away:** 10-4 (5-2)  
**Coach:** Joe Cipriano

L/H	11/28	Illinois	58	60
W/H	11/29	Northwestern	79	68
L/A	12/2	Iowa	65	72
L/H	12/6	Washington	63	75
W/H	12/10	St. Mary's (Calif.)	68	57

#### Roadrunner Invitational\*

W/N	12/19	Pacific*	85	59
W/A	12/20	New Mexico St.*	79	75
W/A	12/22	Vanderbilt	68	57

#### Big Eight Holiday Tournament

L/KC	12/27	Kansas	66	69
W/KC	12/29	Oklahoma	75	53
W/KC	12/30	Oklahoma State	56	49
W/H	1/3	South Dakota	72	59
W/H	1/6	South Carolina	69	68
W/A	1/17	Kansas State	65	59
W/H	1/21	Oklahoma	68	67
W/A	1/24	Colorado	66	64
W/A	1/28	Oklahoma State	52	48
L/H	1/31	Missouri	57	62
W/H	2/4	Kansas	57	54
W/A	2/7	Iowa State	66	56
L/A	2/11	Oklahoma	60	65
W/H	2/14	Colorado	80	61
L/H	2/18	Kansas State	53	65
L/A	2/21	Missouri (OT)	84	95
W/H	2/28	Oklahoma State	60	54
W/A	3/3	Kansas	62	58
W/H	3/6	Iowa State	82	66

\*Las Cruces, N.M.

**Season Notes:** Jerry Fort was a first-team All-Big Eight selection for third-straight season, finished career with NU-record 1,882 points...Huskers reached 19-win mark for first time since a 20-5 record in 1965-66...Larry Cox led the Big Eight and set an NU single-season record for field-goal percentage at a .672 mark...Cox shot a Big Eight-record .625 from the field for his career...as a team, Huskers led Big Eight and finished eighth nationally in scoring defense, yielding 62.8 points per game...NU says good-bye to the NU Coliseum, the home of Husker basketball since the 1925-26 season, with an 82-66 victory over Iowa State, March 6, 1975.

### 1976-77 Won 15, Lost 14

(7-7 in Big Eight, 5th)  
**Home:** 7-4 (5-2) **Away:** 8-10 (2-5)  
**Coach:** Joe Cipriano

L/H	11/27	Iowa	57	71
W/A	11/29	Washington (OT)	59	58
L/A	12/1	Hawaii-Hilo	66	71
W/A	12/2	Hawaii	64	59
W/A	12/3	Hawaii	60	59
L/H	12/8	Minnesota	58	66



Greg Downing ranks fifth on the NU all-time steals chart.

L/A	12/11	Illinois	63	67
W/H	12/13	NW Missouri St.	88	53
W/A	12/20	Northwestern	71	68
W/H	12/22	Mankato State	64	61

#### Big Eight Holiday Tournament

L/KC	12/28	Colorado	50	55
W/KC	12/29	Iowa State	75	55
W/KC	12/30	Oklahoma	66	56
L/A	1/3	South Carolina	49	54
L/H	1/8	Kansas State	52	57
L/H	1/12	Colorado	69	54
W/A	1/15	Iowa State	49	48
L/H	1/19	Oklahoma	58	65
L/A	1/22	Missouri	63	76
W/H	1/26	Kansas	60	57
W/H	1/29	Oklahoma State	66	54
W/A	2/2	Colorado	73	62
W/H	2/5	Iowa State	66	51
L/A	2/9	Kansas State	62	67
W/H	2/12	Missouri	60	58
L/A	2/16	Oklahoma	62	72
L/A	2/19	Kansas	66	74
L/A	2/23	Oklahoma State	60	62

#### Big Eight Tournament

L/A	2/26	Kansas	58	61
-----	------	--------	----	----

**Season Notes:** After some 50 years of play in the NU Coliseum, Nebraska moved into the 15,000-seat NU Sports Complex, which would later be renamed the Bob Devaney Sports Center after the Huskers' longtime football coach and athletic director...Huskers led the Big Eight and ranked sixth nationally in scoring defense at 61.1 points per game, lowest since 1958-59 squad allowed 60.2 points per game...Nebraska and Creighton met for the first time since the 1931-32 season...first year Big Eight sponsored a season-ending tournament to determine league's automatic bid to the NCAA Tournament.

### 1977-78 Won 22, Lost 8

(9-5 in Big Eight, 2nd)  
**Home:** 15-2 (5-2) **Away:** 7-6 (4-3)  
**Coach:** Joe Cipriano

W/H	12/2	Mo. Southern	61	54
W/H	12/9	Creighton	65	58
W/H	12/10	South Dakota	74	64
W/H	12/12	Nevada-Reno	67	50
W/H	12/16	California-Davis	69	64
W/H	12/17	Mississippi	80	70
W/A	12/19	Minnesota	63	49
W/H	12/21	Western Illinois	73	72
W/H	12/23	Montana State	104	60

#### Big Eight Holiday Tournament

W/KC	12/27	Oklahoma State	70	58
L/KC	12/29	Kansas State	60	69
W/KC	12/30	Oklahoma	75	68
W/A	1/7	Kansas State	77	63
L/A	1/11	Colorado	64	73
L/H	1/14	Iowa State	59	65
W/A	1/18	Oklahoma	78	64

W/H	1/21	Missouri	56	55
W/H	1/25	Kansas	62	58
W/H	1/28	Oklahoma State	63	57
W/H	2/1	Colorado	86	75
W/A	2/4	Iowa State	62	56
W/H	2/8	19/Kansas State	63	50
L/A	2/11	19/Missouri	52	74
L/H	2/15	Oklahoma	68	74
L/A	2/18	Kansas	70	75
W/A	2/25	Oklahoma State	67	56

#### Big Eight Tournament

W/	2/28	Oklahoma State	71	63
L/KC	3/3	Missouri	58	61

#### National Invitation Tournament

W/H	3/8	Utah State	67	66
L/A	3/15	Texas	48	67

**Season Notes:** Nebraska earned first post-season tournament bid since 1966-67, advanced to second round of NIT before being knocked out by eventual champion Texas...Huskers' tied school record for season victories and their second-place league finish was their highest since 1965-66 season...Brian Banks earned first-team All-Big Eight honors, while Carl McPipe named one of 12 All-America centers from across the nation, as selected by Citizens Saving Athletic Foundation...NU led Big Eight and ranked eighth nationally in scoring defense, allowing 62.9 points per game...NU was only Big Eight team to beat league champion Kansas...Coach Cipriano picked up his 200th win at NU with Huskers' victory over Missouri Southern.

### 1978-79 Won 14, Lost 13

(7-7 in Big Eight, 5th)  
**Home:** 9-2 (6-1) **Away:** 5-11 (1-6)  
**Coach:** Joe Cipriano

W/A	11/24	Alabama-Birm.	64	55
W/H	11/25	Arkansas Tech	70	59
W/H	11/28	Minnesota	58	48
L/H	12/2	Purdue	47	58
L/A	12/9	Creighton	61	78
W/H	12/13	Sacramento State	91	56
L/N	12/16	Mississippi*	67	70

#### Rebel Roundup\*\*

W/N	12/22	UCSB	75	55
L/A	12/23	UNLV	63	79

#### Big Eight Holiday Tournament\*\*\*

W/KC	12/28	Missouri (OT)	58	56
L/KC	12/29	Colorado	61	74
W/KC	12/30	Oklahoma	69	53
W/A	1/6	Iowa State	72	68
L/A	1/13	Colorado	61	64
W/H	1/17	Kansas State	55	53
L/A	1/20	Missouri	60	76
W/H	1/24	Oklahoma	74	56
W/H	1/27	Kansas (OT)	66	64
L/A	1/31	Oklahoma State	57	66
W/H	2/3	Colorado	79	52
L/A	2/7	Kansas State	46	58
L/H	2/10	Iowa State	46	48
L/A	2/14	Oklahoma	58	79
W/H	2/17	Missouri	76	64
L/A	2/21	Kansas	59	66
W/H	2/24	Oklahoma State	76	67

#### Big Eight Tournament

L/A	2/28	Kansas St. (2OT)	60	61
-----	------	------------------	----	----

\*Biloxi, Miss.

\*\*Las Vegas, Nev.

\*\*\*Kansas City, Mo.

**Season Notes:** Huskers led the Big Eight and ranked ninth nationally in team defense at 62.3 ppg...NU's 17-for-17 effort vs. free-throw line at Oklahoma State stands as best single-game free-throw percentage mark in school history...Andre Smith was a second-team UPI All-Big Eight pick and led team in scoring at 13.5 ppg...Carl McPipe, one half of the Huskers' "Hammond Hustlers," was named to USBWA District V all-star team and finished career with 1,300 points...the other half of the "Hammond Hustlers," Brian Banks, ended career with 1,150 points...final year of Big Eight Holiday Tournament, an event that started in 1946.

### 1979-80 Won 18, Lost 13

(8-6 in Big Eight, tie 2nd)  
**Home:** 14-2 (5-2) **Away:** 4-11 (5-2)  
**Coach:** Joe Cipriano  
**Assistant Coach:** Moe Iba

W/H	11/30	So. Dakota State	100	83
W/H	12/1	Portland State	74	52
W/H	12/3	E. Washington	82	68
W/H	12/8	Creighton	64	55
L/A	12/11	Purdue	56	78
W/H	12/13	Calif.-Bakersfield	94	80
L/A	12/15	Minnesota	58	75
W/H	12/22	Ala.-Birm. (4OT)	92	84

#### Rainbow Classic\*

W/N	12/27	Wisconsin* (OT)	83	82
L/N	12/29	Hawaii*	55	67
L/N	12/30	Louisville*	58	65
L/A	1/2	Idaho	55	64
W/H	1/4	Wis.-Oshkosh	96	72
W/H	1/5	Angelo State	83	70
W/A	1/9	Iowa State	58	50
L/H	1/12	Missouri	63	84
W/H	1/16	Kansas	64	57
W/A	1/19	Colorado	53	44
W/H	1/23	Okl. State (OT)	74	73
L/A	1/26	Kansas St. (2OT)	64	66
W/H	1/30	Oklahoma	59	58
L/A	2/2	Missouri	60	73
W/A	2/5	Kansas	61	56
W/H	2/9	Iowa State	69	66
L/A	2/13	Oklahoma State	68	83
L/H	2/16	Colorado	55	56
W/H	2/20	Kansas State	70	58
L/A	2/23	Oklahoma	60	78

#### Big Eight Tournament

W/H	2/26	Oklahoma	75	68
L/KC	2/29	Kansas State	59	60

#### National Invitation Tournament

L/A	3/6	Michigan	69	76
-----	-----	----------	----	----

\*Honolulu, Hawaii.

**Season Notes:** Picked to finish sixth in a preseason poll of Big Eight media, NU wound up in second-place tie and earned its third NIT berth...Huskers' had longest game ever, a four-time overtime affair, against Alabama-Birmingham...Joe Cipriano, who was stricken with cancer, was named UPI Big Eight Co-Coach-of-the-Year with assistant Moe Iba, who guided Huskers in "Cip's" absence...Iba was tabbed AP Big Eight Coach-of-the-Year and NABC District 12 Coach-of-the-Year...Andre Smith led team in scoring for second-straight season with a 19.4 average and was first-team AP/UPI All-Big Eight performer and AP honorable-mention All-American...Jack Moore was second-team AP All-Big Eight pick.

### 1980-81 Won 15, Lost 12

(9-5 in Big Eight, tie 2nd)  
**Home:** 11-4 (6-1) **Away:** 4-8 (3-4)  
**Coach:** Moe Iba


L/H	11/26	Wyoming (OT)	59	62
L/H	11/29	Idaho	53	64
L/A	12/6	Creighton (OT)	61	66
W/H	12/9	Penn State	75	50

#### Utah Classic\*

W/N	12/12	Loyola (Calif.)*	67	66
L/A	12/13	Utah*	55	57
W/H	12/20	NW Missouri St.	79	59
W/H	12/22	Colorado State	54	48
W/H	12/23	Montana	69	46
L/A	12/27	Ball State	62	67
L/A	12/30	Arkansas	52	64
W/H	1/5	Sonoma State	84	49
W/H	1/14	Kansas State	59	49
L/A	1/17	Oklahoma State	70	81
L/H	1/21	Colorado	59	62
W/H	1/24	Missouri	66	53
W/A	1/28	Iowa State	61	56
W/H	1/31	Kansas	57	54
W/A	2/4	Oklahoma	71	59
W/H	2/7	Oklahoma State	62	54
W/A	2/11	Colorado	57	56
L/A	2/14	Kansas State	49	66
W/H	2/18	Iowa State	81	61

L/A	2/21	Missouri	45	55
L/A	2/25	Kansas	49	75
W/H	2/28	Oklahoma	90	63
<b>Big Eight Tournament</b>				
L/H	3/3	Colorado	66	70

**Season Notes:** Coach Joe Cipriano died after year-long battle against cancer three days before season opener, Moe Iba named Huskers' acting head coach...Iba was UPI Big Eight Coach-of-the-Year for leading NU to its second-straight second-place league finish...Andre Smith was AP/UPI Big Eight Player-of-the-Year, first-team AP/UPI All-Big Eight selection, USBWA District V performer and an AP Honorable-Mention All-American...Smith led league in scoring for conference games only with a 19.5 average, while his .589 field-goal percentage mark for all games topped league, too...Jack Moore was second-team AP All-Big Eight and a CoSIDA second-team Academic All-American...Moore led league in free-throw percentage (.922)...Devaney Center-record crowd of 15,038 watched Huskers stop Oklahoma State, 62-54.



*Bernard Day is the highest scoring juco transfer in school history.*

**1981-82 Won 16, Lost 12**

(7-7 in Big Eight, tie 4th)  
**Home:** 11-3 (5-2) **Away:** 5-9 (2-5)  
**Coach:** Moe Iba

			NU Opp.	
L/A	11/27	Wyoming	48	62
W/H	11/30	Wis.-Stevens Pt.	74	45
W/H	12/5	Creighton	86	46
W/H	12/7	So. Dakota State	70	51
W/A	12/9	Baylor	64	63
W/H	12/19	Ball State	71	57
L/A	12/21	Penn State	58	60
L/A	12/23	Colo. State (OT)	51	58
<b>Holiday Classic*</b>				
W/N	12/28	Air Force*	63	47
W/A	12/29	Northern Iowa*	53	42
W/H	1/6	Sacramento State	93	61
L/H	1/9	Arkansas	50	51
W/H	1/13	Kansas	75	55
L/H	1/16	Missouri	42	44
L/A	1/20	Oklahoma State	50	52
W/H	1/23	Iowa State	60	47
L/A	1/27	Oklahoma	48	51
W/A	1/30	Colorado	74	57
L/H	2/3	Kansas State	64	75
W/A	2/6	Missouri	67	51
W/H	2/10	Oklahoma State	75	63
L/A	2/13	Kansas	63	66
W/H	2/15	Oklahoma	65	51
L/A	2/20	Iowa State	61	63
W/H	2/24	Colorado	79	57
L/A	2/27	Kansas State	50	67
<b>Big Eight Tournament</b>				
W/H	3/2	Oklahoma State	60	49
L/KC	3/5	Missouri	53	58

**Season Notes:** NU scored one its biggest wins ever, a 67-51 victory at 19-0 and No. 1-ranked Missouri...Jack Moore earned Naismith Award, given annually to nation's

best player under 6-0 tall, and was AP/UPI first-team All-Big Eight pick and third-team UPI All-American...Moore joined 1,000-point club, finished career with 1,204 points...Moore hit Big Eight-record .939 from free-throw line for season, .901 mark for career was best-ever by Big Eight performer and second-best all-time in NCAA Division I history at that time.

**1982-83 Won 22, Lost 10**

(9-5 in Big Eight, tie 3rd)  
**Home:** 17-1 (6-1) **Away:** 5-9 (3-4)  
**Coach:** Moe Iba

			NU Opp.	
W/H	11/26	Denver	94	58
L/A	11/29	Montana	51	61
W/A	12/4	Creighton	65	62
W/H	12/8	Mo.-Kansas City	69	50
W/H	12/11	Baylor	59	56
W/H	12/18	Wyoming	68	57
W/H	12/20	Mo. Western	93	43
<b>Hoosier Classic*</b>				
W/N	12/29	Cornell*	66	56
L/N	12/30	Indiana*	50	67
L/N	1/3	Arkansas**	58	64
W/H	1/7	Mesa	94	57
W/H	1/15	SW Missouri St.	98	46
W/A	1/18	Iowa State	59	54
L/A	1/22	Colorado	69	72
W/H	1/26	Kansas State	59	43
L/A	1/29	Missouri	56	79
W/H	2/2	Oklahoma	60	59
W/H	2/5	Kansas	68	61
L/A	2/9	Okl. State (2OT)	63	71
W/H	2/12	Colorado	68	56
W/A	2/16	Kansas State	56	45
W/H	2/19	Iowa State	67	66
L/A	2/24	Oklahoma	71	84
L/H	2/26	Missouri	51	54
W/A	3/2	Kansas	60	58
W/H	3/5	Oklahoma State	77	68
<b>Big Eight Tournament</b>				
W/H	3/8	Iowa State	94	71
L/KC	3/11	Missouri	63	69
<b>National Invitation Tournament</b>				
W/H	3/17	Tulane	72	65
W/H	3/21	Iona	85	73
W/H	3/24	Texas Christian	67	57
L/NY	3/28	DePaul	58	68

**Season Notes:** Nebraska tied school record for victories in a 22-10 season, and advanced farther in postseason play than any previous Husker squad by reaching the semifinals of the National Invitation Tournament...fresh-man Dave Hoppen, who set seven NU freshman records and led the Huskers in scoring with a 13.9 average, was a second-team All-Big Eight pick, and was named to the All-National Invitation Tournament team and the league's all-freshman team.

**1983-84 Won 18, Lost 12**

(7-7 in Big Eight, 3rd)  
**Home:** 11-6 (3-4) **Away:** 7-6 (4-3)  
**Coach:** Moe Iba

			NU Opp.	
W/H	11/26	Augustana (S.D.)	113	69
L/H	11/29	Texas Tech	45	59
W/H	12/3	Creighton	65	56
W/A	12/5	Wisconsin (2OT)	71	69
W/H	12/7	NE Missouri St.	82	61
W/H	12/10	Arkansas	67	54
W/H	12/17	Northern Iowa	90	64
W/A	12/20	Wyoming	67	64
<b>Cotton States Classic*</b>				
L/A	12/28	Georgia Tech*	49	66
L/N	12/29	Michigan State*	45	58
W/H	1/4	Colorado State	56	54
W/H	1/7	NW Missouri St.	93	67
W/H	1/14	E. Washington	105	71
W/A	1/18	Iowa State	64	63
L/H	1/21	Missouri	48	50
L/A	1/25	Kansas	61	77
L/A	1/28	Colorado	57	60
W/H	2/1	Okl. State (OT)	54	52
W/A	2/4	Kansas State	47	46
L/H	2/8	Oklahoma	67	78

W/A	2/11	Missouri (OT)	61	56
L/H	2/15	Kansas	66	67
L/H	2/18	Iowa State	48	69
W/A	2/22	Oklahoma State	67	64
W/H	2/25	Colorado	75	67
W/H	2/28	Kansas State	63	56
L/A	3/1	Oklahoma	70	79
<b>Big Eight Tournament</b>				
L/H	3/7	Kansas State	39	41
<b>National Invitation Tournament</b>				
W/A	3/15	Creighton	56	54
L/A	3/19	Xavier (Ohio)	57	58

**Season Notes:** Nebraska earned back-to-back postseason tournament bids for the first time in school history, advanced to the second round of the NIT...Huskers' 11th-straight winning season...Dave Hoppen tops the 1,000-point mark in his career and earns first-team All-Big Eight honors.

**1984-85 Won 16, Lost 14**

(5-9 in Big Eight, tie 5th)  
**Home:** 12-3 (5-2) **Away:** 4-11 (0-7)  
**Coach:** Moe Iba

			NU Opp.	
W/H	11/29	Southern Colo.	89	67
W/H	12/1	South Dakota	101	69
W/H	12/3	Montana State	86	65
W/A	12/8	Creighton	78	73
W/H	12/10	Wyoming	79	65
W/H	12/12	Wisconsin	53	51
W/A	12/15	Texas Tech (OT)	79	74
L/H	12/22	Washington St.	58	63
<b>Cable Car Classic*</b>				
W/N	12/28	California-Irvine*	73	67
L/A	12/29	Santa Clara*	59	78
L/A	1/3	Evansville	73	80
W/H	1/9	Wis.-Stevens Pt.	69	62
W/A	1/12	Colo. St. (2OT)	88	78
W/H	1/16	Kansas State	75	63
L/A	1/19	Oklahoma State	66	68
W/H	1/23	Colorado	85	67
W/H	1/26	Missouri	74	66
L/A	1/30	Iowa State	65	76
L/H	2/2	Kansas	80	91
L/A	2/6	Oklahoma	74	83
W/H	2/9	Oklahoma State	66	48
L/A	2/13	Colorado	61	64
L/A	2/16	Kansas State	62	68
W/H	2/21	Iowa State	74	57
L/A	2/23	Missouri	50	69
L/A	2/28	Kansas	65	70
L/H	3/2	Oklahoma	62	65
<b>Big Eight Tournament</b>				
L/A	3/5	Kansas	69	74
<b>National Invitation Tournament</b>				
W/H	3/13	Canisius	79	66
L/A	3/19	UCLA	63	82

**Season Notes:** Nebraska made third-straight National Invitation Tournament appearance and posted 12th-straight winning season...Dave Hoppen earned first-team All-Big Eight honors for the second-straight season and became first Husker to score 700 points in a season, as he finished with 704...Hoppen broke six school records...Brian Carr set four Big Eight assists records, led league in assists per game (8.1) and tied NCAA single-game record of 18 at Evansville.

**1985-86 Won 19, Lost 11**

(8-6 in Big Eight, 3rd)  
**Home:** 10-5 (4-3) **Away:** 9-6 (4-3)  
**Coach:** Moe Iba

			NU Opp.	
W/H	11/23	Wisconsin-Stout	71	53
W/H	11/26	Southern Illinois	85	50
W/A	11/30	Wyoming	64	53
L/H	12/2	California-Irvine	80	87
W/H	12/7	Creighton	71	52
W/A	12/12	Washington St.	79	72
W/A	12/14	Montana State	76	59
L/H	12/20	Georgia	63	67
W/H	12/23	Arizona State	80	67
<b>Sun Bowl Classic*</b>				
L/N	12/29	Alabama*	61	78

W/N	12/30	Ohio State*	69	66
W/H	1/6	Evansville	77	70
W/H	1/11	NE Missouri St.	99	56
L/H	1/15	Kansas	70	81
L/H	1/18	Missouri	67	68
W/A	1/22	Oklahoma State	62	61
W/H	1/25	Iowa State	75	58
L/A	1/29	Oklahoma	60	87
W/A	2/1	Colorado	77	60
L/H	2/5	Kansas State***	54	64
W/A	2/8	Missouri	75	66
W/H	2/12	Oklahoma State	68	52
L/A	2/15	Kansas	61	79
W/H	2/19	Oklahoma	66	64
L/A	2/22	Iowa State	73	81
W/H	2/26	Colorado	79	72
W/A	3/1	Kansas State	64	60

<b>Big Eight Tournament</b>				
W/KC	3/7	Oklahoma State	82	75
L/KC	3/8	Iowa State	58	75

<b>NCAA Tournament</b>				
L/N	3/14	W. Kentucky**	59	67

\*El Paso, Texas.  
\*\*Charlotte, N.C.  
\*\*\*Kansas State later forfeited.

**Season Notes:** Nebraska lost All-Big Eight center Dave Hoppen for season with a knee injury in Feb. 1 game at Colorado, but rebounded to make school's first-ever NCAA Tournament appearance...Huskers' loss to Western Kentucky in NCAA first round was last game for Coach Moe Iba, who resigned following the game...Hoppen was first-team All-Big Eight pick for third-straight season, finished career with a school-record 2,167 points and became first Husker basketball player to have his jersey retired (No. 42)...during his career, Hoppen broke or tied 19 school records and five Big Eight Conference marks...Brian Carr became school's all-time assists leader...Bernard Day picked up some of the slack when Hoppen went down and shared team MVP award with the three-time All-Big Eight selection.

**1986-87 Won 21, Lost 10**

(7-7 in Big Eight, 5th)  
**Home:** 15-2 (5-2) **Away:** 6-10 (2-5)  
**Coach:** Danny Nee

			NU Opp.	
L/A	11/28	Calif.-Irvine	101	109
W/H	12/1	Oregon	76	60
L/A	12/6	Creighton	66	78
W/A	12/10	Southern Illinois	87	85
L/A	12/14	Texas A&M	64	66
W/H	12/20	Wyoming	62	61
W/H	12/22	Detroit	71	55
W/H	12/27	Mo.-St. Louis	89	63
<b>Rochester Classic*</b>				
W/N	12/29	Butler*	67	56
W/N	12/30	San Francisco*	66	60
W/H	1/3	Creighton (OT)	70	65
W/H	1/5	NW Missouri St.	105	64
W/H	1/7	Brooklyn	62	46
L/A	1/10	Kansas State	82	114
W/H	1/17	Colorado	86	66
L/A	1/20	Iowa State	75	91
L/A	1/22	Kansas	65	86
L/H	1/28	Missouri	71	87
W/H	2/1	Oklahoma State	73	66
L/H	2/4	Oklahoma	66	80
W/A	2/7	Colorado	68	65
W/H	2/11	Iowa State	66	65
W/H	2/14	Kansas State	78	76
L/A	2/18	Missouri	64	80
L/A	2/21	Oklahoma	97	133
W/A	2/25	Okl. State (2OT)	79	77
W/H	2/28	Kansas (OT)	83	81

<b>Big Eight Tournament</b>				
L/KC	3/6	Kansas State	45	47

<b>National Invitation Tournament</b>				
W/H	3/11	Marquette	78	76
W/H	3/17	Arkansas	78	71
W/H	3/21	Washington	81	76
L/NY	3/24	So. Mississippi	75	82
W/NY	3/26	Arkansas-LR (OT)	76	67

\*Rochester, N.Y.  
**Season Notes:** Under the direction of first-year Coach Danny Nee, Nebraska finished



21-12, missed school-record for season wins by one, and finished third in the National Invitation Tournament...Huskers recorded their 14th-straight winning season and made their fifth-straight postseason tourney appearance...Brian Carr was a second-team All-Big Eight pick, ended career with 682 assists, two off the league record of 684 set by Kansas' Cedric Hunter.

**1987-88 Won 13, Lost 18**

(4-10 in Big Eight, 7th)  
Home: 8-6 (3-4) Away: 5-12 (1-6)  
Coach: Danny Nee

		NU Opp.	
<b>Maui Classic*</b>			
L/N	11/27 Villanova*	53	70
L/N	11/28 Baylor*	79	82
W/A	11/29 Chaminade*	76	75
W/H	12/2 Texas A&M	92	60
<b>Ameritas Classic**</b>			
W/H	12/4 Lehigh**	71	66
L/H	12/5 Ohio State**	63	72
L/A	12/7 Detroit	63	58
L/A	12/9 Creighton	73	88
W/A	12/12 Oregon	67	62
L/A	12/19 Wyoming	58	87
W/H	12/21 Brooklyn	72	44
L/A	12/30 Drake	68	85
W/H	1/2 Columbia	82	62
W/A	1/4 Furman (OT)	75	74
L/H	1/6 Grambling (OT)	68	71
W/H	1/16 Missouri	70	68
L/A	1/20 Iowa State	76	114
W/H	1/25 Neb.-Omaha	96	67
W/H	1/27 Kansas	70	68
W/A	1/30 Colorado	63	57
L/H	2/4 Oklahoma State	56	72
L/A	2/6 Kansas State	63	65
L/H	2/9 Oklahoma	77	92
L/A	2/11 Missouri	67	92
L/A	2/16 Kansas	48	70
W/H	2/21 Colorado	75	67
L/A	2/24 Oklahoma State	73	90
L/H	2/27 Iowa State	84	85
L/H	3/2 Kansas State	67	77
L/A	3/5 Oklahoma	93	113
<b>Big Eight Tournament</b>			
L/KC	3/11 Kansas State	70	75

**Season Notes:** Nebraska's strings of 14-straight winning seasons and five-consecutive postseason tournament bids both end, as the Huskers finish 13-18...Rich King and Clifford Scales named to the Big Eight's all-freshman team...Henry T. Buchanan earns honorable-mention All-Big Eight honors and first-team academic All-Big Eight honors...Pete Manning led the Big Eight in field-goal percentage at .590...NU beats eventual national champ for first time ever, as it downed Kansas, 70-68, at Lincoln, on a jumper by Beau Reid as time expired.

**1988-89 Won 17, Lost 16**

(4-10 in Big Eight, 7th)  
Home: 14-4 (4-3) Away: 3-12 (0-7)  
Head Coach: Danny Nee

		NU Opp.	
W/H	11/26 Creighton	86	77
L/H	11/30 Michigan State	75	77
<b>Ameritas Classic*</b>			
W/H	12/2 North Texas*	90	84
W/H	12/3 San Jose State*	90	76
L/A	12/5 Idaho	68	83
W/A	12/11 Texas Tech	71	69
L/A	12/14 Ohio State	76	103
W/H	12/17 Furman	69	56
W/H	12/23 Drake	65	57
<b>Chaminade New Year's Classic**</b>			
W/A	12/28 Chaminade**	86	85
W/N	12/29 Morehead St**	81	77
L/N	12/30 Louisiana State**	87	90
W/H	1/5 Sam Houston St.	89	70
L/H	1/9 Oklahoma	81	89
W/H	1/12 Northern Illinois	71	56
L/A	1/14 Oklahoma State	69	82
W/H	1/17 Md.-Baltimore	86	65
L/H	1/21 Kansas State	68	80
W/H	1/23 Wyoming	71	58

L/H	1/28 Missouri	72	89
L/A	1/31 Iowa State	76	88
W/H	2/4 Kansas	74	70
L/A	2/8 Colorado	80	83
L/A	2/11 Kansas State	66	80
W/H	2/14 Oklahoma State	79	77
L/A	2/19 Missouri	63	79
W/H	2/22 Colorado	97	59
W/H	2/25 Iowa State	77	74
L/A	3/1 Kansas	71	80
L/A	3/4 Oklahoma	76	103

**Big Eight Tournament**

L/KC	3/10 Missouri	70	98
------	---------------	----	----

**National Invitation Tournament**

W/H	3/16 Arkansas State	81	79
L/A	3/20 Ohio State	74	85

\*\*Honolulu.

**Season Notes:** Huskers made second postseason tournament appearance in three seasons under Coach Danny Nee, advanced to second round of National Invitation Tournament...Beau Reid earned third-team GTE/CoSIDA All-America honors and was first-team academic All-Big Eight pick...Eric Johnson and Rich King earned honorable-mention All-Big Eight honors...Johnson broke NU single-season record for steals (68), King set school marks for blocks in game (5), season (50) and career (70).

**1989-90 Won 10, Lost 18**

(4-10 in Big Eight, 7th)  
Home: 9-6 (2-5) Away: 1-12 (1-6)  
Coach: Danny Nee

		NU Opp.	
W/H	11/25 Mo.-Kansas City	91	76
L/A	11/27 Miami (Ohio)	71	91
L/A	11/29 Michigan State	69	80
<b>Ameritas Classic*</b>			
W/H	12/1 Harvard*	117	79
W/H	12/2 Pepperdine*	104	100
L/A	12/5 Northern Illinois	56	65
W/H	12/9 Texas Tech	76	69
L/A	12/11 Idaho	72	79
L/A	12/14 Creighton	83	86
W/H	12/30 Wagner	88	67
W/H	1/6 Sam Houston St.	99	91
L/H	1/8 Kansas	93	98
L/H	1/13 Missouri	95	111
W/H	1/16 Chicago State	92	57
L/A	1/20 Oklahoma State	71	84
L/A	1/22 Wyoming	65	95
L/H	1/27 Iowa State	83	91
L/A	1/31 Oklahoma	64	105
W/H	2/3 Kansas State	74	71
W/A	2/7 Colorado	91	82
L/A	2/10 Missouri	85	107
L/H	2/14 Oklahoma State	84	103
L/A	2/17 Kansas	67	94
L/H	2/21 Oklahoma	66	88
L/A	2/24 Iowa State	85	101
W/H	2/28 Colorado	96	82
L/A	3/3 Kansas State	57	80
<b>Big Eight Tournament</b>			
L/KC	3/9 Oklahoma	65	78

**Season Notes:** Forward Beau Reid, NU's top scorer in 1988-89, season sustained pre-season knee injury which limited him for much of the season...Rich King, Clifford Scales, Carl Hayes earned honorable-mention All-Big Eight honors...King broke own school moved career block record to 115.

**1990-91 Won 26, Lost 8**

(9-5 in Big Eight, 3rd)  
Home: 14-1 (6-1) Away: 12-7 (3-4)  
Coach: Danny Nee

		NU Opp.	
<b>San Juan Shootout*</b>			
W/N	11/23 St. Louis*	107	79
W/N	11/24 Illinois*	100	73
L/N	11/25 Murray State*	79	81
W/H	11/28 Michigan State	71	69
W/A	12/3 Eastern Illinois	94	64
W/H	12/6 Creighton	97	63
W/H	12/8 Toledo	105	68
W/A	12/11 Wisconsin	75	63
<b>Ameritas Classic**</b>			
W/H	12/14 Tennessee Tech**	113	92

W/H	12/15 Bowling Green**	99	85
W/H	12/22 22/Miami (Ohio)	88	73
W/H	12/28 22/Idaho	85	65
W/A	12/30 22/The Citadel	94	80
W/A	1/2 19/Wis.-Green Bay	70	63
W/A	1/5 19/Kansas State	74	69
W/A	1/9 18/Mo.-K.C.	97	78
W/H	1/12 18/Iowa State	97	87
L/A	1/22 14/Colorado	69	86
W/A	1/26 14/Oklahoma	111	99
W/H	1/30 11/Missouri	89	75
L/H	2/2 11/Okla. State	68	81
L/A	2/5 15/Kansas	77	85
W/H	2/9 15/Colorado	86	72
W/A	2/13 17/Iowa State	65	57
W/H	2/16 17/Oklahoma	105	93
W/H	2/18 17/No. Illinois	82	73
L/A	2/20 14/Missouri	71	91
W/H	2/23 14/Kansas State	85	78
L/A	2/27 15/Oklahoma St.	69	80
W/H	3/3 15/Kansas	85	75

**Big Eight Tournament**

W/KC	3/8 13/Okla. (OT)	117	113
W/KC	3/9 13/Kansas	87	83
L/KC	3/10 13/Missouri	82	90

**NCAA Tournament**

L/N	3/14 11/Xavier (Ohio)	84	89
-----	-----------------------	----	----

\*San Juan, Puerto Rico.  
\*\*Minneapolis.

**Season Notes:** After three-straight seventh-place Big Eight finishes, Nebraska won a school-record 26 games (against eight losses) and made school's second-ever NCAA Tournament appearance...Huskers held a national ranking for a school-record 14-straight weeks, finished with highest rankings ever of No. 9 by UPI and No. 11 by AP...NU finished third in Big Eight race after being tabbed for eighth in preseason poll of league media and made its first-ever appearance in the league's postseason tournament title game...Cornhuskers had school-record tying 14-game win string from late November through late January...Rich King was second-team All-Big Eight pick, finished career with fourth-highest point total in school history (1,475) would go on to become NU's first-ever NBA first-round draft pick (14th pick, Seattle SuperSonics).

**1991-92 Won 19, Lost 10**

(7-7 in Big Eight, 5th)  
Home: 14-2 (5-2) Away: 5-8 (2-5)  
Coach: Danny Nee

		NU Opp.	
W/H	11/23 Sam Houston St.	91	42
W/H	11/25 So. California	93	84
W/A	11/30 Southern Utah	106	101
W/H	12/2 The Citadel	84	61
L/A	12/4 Michigan State	78	101
W/A	12/7 Creighton	90	85
W/H	12/11 Wisconsin	86	67
<b>Ameritas Classic*</b>			
W/H	12/20 Texas A&M*	91	68
W/H	12/21 E. Washington*	102	67
W/H	12/30 Wis.-Green Bay	76	68
W/A	1/2 Toledo	57	52
W/H	1/4 Eastern Illinois	81	68
W/A	1/11 Colorado	84	74
L/H	1/18 Missouri	73	83
W/H	1/20 Missouri-K.C.	74	71
L/A	1/25 Kansas	78	103
L/H	1/28 Oklahoma	76	79
W/H	2/1 Iowa State	68	63
W/H	2/5 Oklahoma State	85	69
L/A	2/8 Kansas State	66	70
L/A	2/17 Missouri	61	87
W/H	2/19 Kansas (OT)	81	79
W/A	2/22 Iowa State	80	70
L/A	2/26 25/Oklahoma St.	51	72
W/H	2/29 25/Colorado	84	70
W/H	3/4 Kansas State	91	62
L/A	3/7 Oklahoma	97	106

**Big Eight Tournament**

L/KC	3/13 Oklahoma	85	107
------	---------------	----	-----

**NCAA Tournament**

L/N	3/19 Connecticut**	65	86
-----	--------------------	----	----

\*\*Cincinnati.

**Season Notes:** Nebraska made back-to-back NCAA Tournament appearances for the first time ever...picked to finish sixth in a preseason poll of Big Eight media, the Huskers were fifth at 7-7...Huskers appearance at No. 25 in the Feb. 24 AP poll marked first time NU had been rated in consecutive years...eight of 10 losses were to nationally-ranked opponents and all 10 were to post-season tournament teams...two biggest wins of the season came in February, an 86-65 decision over 20-0 and No. 2 Oklahoma State and an 81-79 overtime victory over No. 3 Kansas two weeks later...Jamar Johnson was second-team All-Big Eight pick...Derrick Chandler broke NU single-season record for blocked shots and finished year with second-highest one-year total in Big Eight history (91).

**1992-93 Won 20, Lost 11**

(8-6 in Big Eight, tie 2nd)  
Home: 14-2 (5-2) Away: 6-9 (3-4)  
Coach: Danny Nee

		NU Opp.	
<b>Ameritas Classic*</b>			
W/H	12/4 Colgate*	108	76
W/H	12/5 Kent*	85	61
W/H	12/7 25/Citadel	86	46
W/H	12/10 25/Creighton	100	83
W/A	12/12 25/Wichita State	71	64
W/H	12/19 20/Appal. State	93	83
W/H	12/21 17/Texas-Arl.	116	95
L/A	12/23 17/So. California	64	74

**Rainbow Classic\*\***

L/N	12/28 20/Michigan**	73	88
L/N	12/29 20/SW La.**	109	80
W/N	12/30 20/Fordham**	79	55
W/H	1/2 20/Eastern Ill.	70	54
W/H	1/5 Southern Utah	100	85
L/A	1/9 Missouri-K.C.	66	65
L/A	1/14 Oklahoma	89	102
L/A	1/16 Oklahoma State	73	78
W/H	1/20 Sacramento State	86	70
L/H	1/23 Kansas State	64	66
W/H	1/25 Colorado	82	67
W/H	1/30 Missouri (OT)	88	87
L/A	2/3 Iowa State	69	96
W/H	2/7 Kansas	68	64
W/A	2/13 Kansas State	80	59
L/H	2/15 Oklahoma State	63	73
W/A	2/21 Missouri	76	75
W/H	2/24 Colorado	76	67
W/H	2/27 Iowa State	91	87
L/A	3/3 Kansas	83	94
W/H	3/7 Oklahoma	94	83

**Big Eight Tournament**

L/KC	3/12 Kansas State	45	47
------	-------------------	----	----


**NCAA Tournament**

L/N	3/19 New Mexico St.**	79	93
-----	-----------------------	----	----

\*\*Honolulu.  
\*\*\*Syracuse, N.Y.

**Season Notes:** For third-straight season, Nebraska earns an NCAA Tournament invite...second time in three seasons that Cornhuskers win 20 games...Nee becomes first person in NU history to coach three 20-game winners...Eric Piatkowski earned first-team All-Big Eight honors, the first Husker honored since Dave Hoppen earned the last of three-straight such awards in 1985-86...Piatkowski became 16th player in school history to reach the 1,000-point plateau...NU began season ranked 25th in AP poll, was ranked in six of first seven polls before falling out...Huskers' 21-point win at Manhattan was their largest on the road in conference play since the 1931-32 season.





Clifford Scales co-captained NU's record-setting 26-8 1990-91 team.

## NU'S LARGEST VICTORY MARGINS

	<u>Score</u>	<u>Margin</u>	<u>H/A</u>	<u>Opponent</u>	<u>Season</u>
1.	82-8	(74)	A	Crete	1906-07
2.	57-3	(54)	A	Nebraska Wesleyan	1898-99
	57-3	(54)	H	Doane	1899-1900
4.	62-10	(52)	H	Morningside	1911-12
	98-46	(52)	H	Southwest Missouri St.	1982-83
6.	93-43	(50)	H	Missouri Western State	1982-83
7.	63-14	(49)	H	Nebraska Wesleyan	1901-02
	91-42	(49)	H	Sam Houston State	1991-92
9.	52-7	(45)	H	Doane	1898-99
	57-12	(45)	H	Brown College "B"	1905-06
	56-11	(45)	H	Cotner	1913-14
	116-71	(45)	H	Nevada-Reno	1970-71
13.	104-60	(44)	H	Montana State	1977-78
	113-69	(44)	H	Augustana (S.D.)	1983-84
15.	99-56	(43)	H	Northeast Missouri State	1985-86

NU's largest margin of victory over a conference opponent was 40 vs. Kansas, March 2, 1901 (48-8).

## NU'S LARGEST DEVANEY CENTER VICTORY MARGINS

	<u>Score</u>	<u>Margin</u>	<u>Opponent</u>	<u>Season</u>
1.	98-46	(52)	Southwest Missouri State	1982-83
2.	93-43	(50)	Missouri Western State	1982-83
3.	91-42	(49)	Sam Houston State	1991-92
4.	104-60	(44)	Montana State	1977-78
	113-69	(44)	Augustana (S.D.)	1983-84
6.	99-56	(43)	Northeast Missouri State	1985-86
7.	105-64	(41)	Northwest Missouri State	1986-87
8.	86-46	(40)	Creighton	1981-82
	86-46	(40)	The Citadel	1992-93
10.	97-59	(38)	Colorado	1988-89
	117-79	(38)	Harvard	1989-90
12.	94-57	(37)	Mesa	1982-83
	105-67	(37)	Toledo	1990-91
14.	94-48	(36)	Denver	1982-83
15.	91-56	(35)	Cal-Sacramento	1977-78
	84-49	(35)	Sonoma State	1980-81
	85-50	(35)	Southern Illinois	1985-86
	92-57	(35)	Chicago State	1989-90
	102-67	(35)	Eastern Washington	1991-92

## NU' BIGGEST LOSS MARGINS

	<u>Score</u>	<u>Margin</u>	<u>Opponent</u>	<u>Season</u>
1.	46-102	56	at Kansas	1957-58
2.	29-73	44	at Haskell Institute	1901-02
3.	9-52	43	at Minnesota	1901-02
4.	27-69	42	at Illinois	1942-42
	30-72	42	at Kansas	1945-46
	47-89	42	Colorado (at K.C.)	1954-55
7.	64-105	41	at Oklahoma	1989-90
8.	15-55	40	at DePaul	1943-44
9.	4-43	39	at Wisconsin	1907-08
	16-55	39	at Missouri	1921-22
	54-93	39	at Oklahoma State	1964-65

# THE LAST TIME

## A PLAYER . . .

### Scored 30 points:

Nebraska—30, Dapreis Owens vs. Eastern Washington, Dec. 21, 1991.  
Opponent—34, Anthony Peeler, at Missouri, Feb. 17, 1992.

### Scored 40 points:

Nebraska—40, Rich King vs. Northern Illinois, Feb. 18, 1991.  
Opponent—43, Harold Miner, Southern Cal, Nov. 25, 1991.

### Hit 90 percent of field goal attempts (min. 10 att.):

Nebraska—.909, Dave Hoppen vs. Arizona State, Dec. 23, 1985 (9-11).  
Opponent—.900, Tom Greis, Villanova, Nov. 27, 1987 (9-10).

### Hit 100 percent of free throw attempts (min. 10 att.):

Nebraska—10-10, Jamar Johnson at Southern Utah, Nov. 30, 1991.  
Opponent—10-10, Darwyn Alexander, Oklahoma State, Feb. 14, 1990.

### Had 15 or more rebounds:

Nebraska—20, Derrick Chandler vs. Oklahoma, Jan. 27, 1992.  
Opponent—17, Chad McClendon, Appalachian State, Dec. 19, 1992.

### Had 10 or more assists:

Nebraska—10, Chris Cresswell vs. Eastern Washington, Dec. 21, 1991.  
Opponent—16, Sam Crawford, New Mexico State, March 19, 1993.

### Had five or more blocked shots:

Nebraska—5, Derrick Chandler vs. Kansas State, March 12, 1993 (BST).  
Opponent—5, Ted Allen, Colorado, Jan. 25, 1993.

### Had five or more steals:

Nebraska—5, Tom Best vs. The Citadel, Dec. 7, 1992.  
Opponent—6, Bryan Sallier, Oklahoma, Jan. 14, 1993.

## TEAM . . .

### Scored 100 or more points:

Nebraska—100, vs. Southern Utah, Jan. 5, 1993.  
Opponent—102, Oklahoma, Jan. 14, 1993.

### Scored 40 or fewer points:

Nebraska—39, vs. Kansas State, March 7, 1984 (BST).  
Opponent—39, Air Force, Dec. 8, 1962.

### Had three or more 20-point scorers:

Nebraska—vs. Wichita State, Dec. 10, 1968 (Bob Gratopp, 27; Marvin Stewart 20; Jim Brooks, 20).  
Opponent—Appalachian State, Dec. 19, 1992 (William Cook, 21; Chad McClendon, 20; Billy Ross, 20).

### Had three players with 10 rebounds:

Nebraska—vs. Oklahoma, Jan. 27, 1992 (Derrick Chandler, 20; Carl Hayes, 11; Dapreis Owens, 10).  
Opponent—at Missouri, Feb. 10, 1990 (Doug Smith, 11; Jeff Warren, 10; Nathan Buntin, 10).

### Shot 60 percent from the field:

Nebraska—.638, at Wisconsin, Dec. 11, 1990 (30-47).  
Opponent—.610, at Iowa State, Feb. 24, 1990 (36-59).

### Shot 90 percent from the free-throw line:

Nebraska—.903, vs. Colorado, Feb. 9, 1991 (28-31).  
Opponent—.900, at Ohio State, Dec. 14, 1988 (27-30).

### Had 60 or more rebounds:

Nebraska—66, vs. Colgate, Dec. 4, 1992.  
Opponent—62, at Colorado, Feb. 15, 1975.

### Had 30 or more assists:

Nebraska—30, vs. Oklahoma, Feb. 16, 1991.  
Opponent—30, at Iowa State, Feb. 3, 1993.

### Had 15 or more steals:


Nebraska—17, vs. The Citadel, Dec. 2, 1991.  
Opponent—20, at Oklahoma, Jan. 14, 1993.

### Had 10 or more blocks:

Nebraska—10, vs. The Citadel, Dec. 2, 1991.  
Opponent—11, Illinois, Nov. 24, 1990.


### Had 10 or fewer turnovers:

Nebraska—10, vs. Kansas State, Jan. 23, 1993.  
Opponent—7, Southwestern Louisiana, Dec. 29, 1992.




Tom Best had a career-high five steals against The Citadel last year.






**Erick Strickland...** was the first Nebraska player to earn Big Eight Freshman-of-the-Year honors as he averaged 7.8 points, hit 36.4 percent from 3-point range and was an 11th-team Basketball Weekly Freshman All-American.



**Tom Best...** nailed 36.4 percent of his 3-point attempts last year and contributed 4.7 points and 4.8 rebounds off the bench as a junior.



**Jaron Boone...** dished out a Nebraska freshman record 87 assists in 1992-93, hit a team-high 82.1 percent from the free-throw line and was named to the league's All-Freshman Team.



**Terrance Badgett...** is one of four returning starters and a member of the Big Eight's All-Freshman Team last year...he earned ninth-team freshman All-America honors from Basketball Weekly.



Nebraska's 14,302-seat Bob Devaney Sports Center is one of the nation's finest facilities.



**Three-Straight  
NCAA Appearances**

**Four Returning Starters  
including seniors  
Jamar Johnson (left) and  
Bruce Chubick (right)**

**First-Team All-Big Eight,  
First-Team All-District VII  
Eric Piatkowski**

**Big Eight  
Freshman-of-the-Year  
Erick Strickland**

**Huskers Return  
three All-Big Eight  
Freshman Honorees**

