

NEBRASKA

2008-09 MEN'S BASKETBALL

2008-09 Nebraska Cornhuskers

THIS IS NEBRASKA

Nebraska Basketball	2-3
Magical Experience	4-5
Bob Devaney Sports Center	6-7
Strength of Nebraska	8-9
Athletic Medicine	10
Sports Nutrition	11
Media Exposure	12-13
Big 12 Conference Basketball	14
Global Exposure	15
Championship Facilities	16-17
Huskers in the Pros	18-19
History of Nebraska Basketball	20-21
Academic Success	22-23
The Nebraska Student-Athlete Academic Experience	24-25
University of Nebraska Campus	26-27
Lincoln and Omaha – The Good Life	28-29
National Powers	30
Big 12 Leaders	31
Nebraska TV/Radio Roster	32

2008-09 SEASON OUTLOOK

Nebraska Alphabetical/Numerical Rosters	34
Team Breakdown	35
Season Preview	36-38
Preseason Notes	39
Schedule	40
adidas	41

THE HUSKERS

Ade Dagunduro	42-43
Steve Harley	44-45
Paul Velander	46-47
Ryan Anderson	48
Chris Balham	49
Alex Chapman	50
Alonzo Edwards	51
Sek Henry	52
Eshaunte Jones	53
Nick Krenk	54
Toney McCray	55
Cookie Miller	56
Ben Nelson	57
Christopher Niemann	58
Brandon Richardson	59
Cole Salomon	60
Andrew Wicklund	61
Ross Ferrarini	62
Matt Karn	62
Career Game-by-Game Stats	62-64

THE COACHING STAFF

Head Coach Doc Sadler	66-68
Sadler by the Numbers	69
Assistant Coach Philip Mathews	70
Assistant Coach David Anwar	71
Assistant Coach Walter Roesse	72
Director of Operations Chris Croft	73
Video Coordinator Jim Shaw	73
Team Manager/Player Development Bill Shaw	73
Husker Basketball Support Staff	74

ADMINISTRATION

University Administration	76
Board of Regents	77
Athletic Director Tom Osborne	78
Senior Administration	79
Athletics Support Staff	80-81
Huskers Authentic	82

OPPONENTS

Month-by-Month Schedule	84
Big 12 Composite Schedule	85
San Jose State/TCU	86
Arkansas-Pine Bluff/Saint Louis	87
Creighton/Alabama State	88
Arizona State/Oregon State	89
IPFW/UMBC	90
South Carolina State/Maryland Eastern Shore	91
Florida A&M/Missouri	92
Iowa State/Kansas State	93
Oklahoma/Oklahoma State	94
Kansas/Texas Tech	95
Colorado/Texas	96
Texas A&M/Baylor	97
Postseason Tournament Dates	98
Series Records vs. Big 12 Opponents	99-106
Series vs. Non-Conference Opponents	107-112
Nebraska vs. All Opponents	113-114
Nebraska vs. the Conferences	114
Husker All-Time Exhibition Results	114

2007-08 SEASON IN REVIEW

Season Review	116-117
Statistics	118
Results	119
Game-by-Game Comparison	120
Team/Individual Highs and Lows	121
Box Scores	122-131
2007-08 Senior Recap	132



NEBRASKA RECORD BOOK

Career/Single-Game Scoring Leaders	134
Individual Records	135-137
Team Records	138-139
Single-Season Top 10 Lists (overall)	140
Career Top 10 Lists	141
Single-Season Top 10 Lists (by class)	142-143
Team Season Bests	144-146
Annual Statistical Leaders	147-148
Year-by-Year Team Statistics	149-150
Devaney Center Records	151-154
Big 12 Championship Results/Records	155-156
Postseason Records and Results	157-158

NEBRASKA BASKETBALL HISTORY

The History of Nebraska Basketball	160-163
Nebraska Lettermen	164-165
Husker Award Winners/All-Americans	166-167
1,000-Point Club	168-171
Nebraska Basketball – A to Z	172-173
Nebraska Basketball Hall of Fame	174
Husker Coaching Ledger	175
Year-by-Year Summary	176
All-Time Results	177-196

MEDIA/GENERAL INFORMATION

Athletic Directory and Quick Facts	198-199
Media Policies/Outlets	200-202
Huskers on Radio and Television	203
Compliance Guidelines for Boosters	204
Cornhusker Legend	205
Big 12 Conference	206
First National Bank	207
Huskers.com	208

ON THE COVERS

FRONT: A trio of senior guards will lead the Cornhuskers into the 2008-09 campaign, including (from left) Steve Harley, Ade Dagunduro and Paul Velander.

INSIDE FRONT: Head coach Doc Sadler (top) returns for his third year on the sideline. The Nebraska staff includes (bottom, from left): Director of Operations Chris Croft, Video Coordinator Jim Shaw, Assistant Coach Philip Mathews, Head Coach Doc Sadler, Assistant Coach David Anwar, Team Manager/Player Development Bill Shaw and Assistant Coach Walter Roesse.

INSIDE BACK: The Huskers have some of the best facilities in the nation including: (top left) a recently remodeled locker room, (center) the Bob Devaney Sports Center, (bottom middle) the Hewitt Training Table and (bottom right) the world-class athletic medicine center in the Osborne Athletic Complex. Student-athletes at Nebraska are prepared to find success (top right) following graduation or (bottom left) in the professional basketball ranks.



NEBRASKA BASKETBALL

Two years into the Doc Sadler era, there is no question about the excitement building around the Nebraska basketball program. That enthusiasm not only comes as a direct result of the energetic and engaging personality at the helm of the program but from the hard-working and increasingly talented squad he puts on the floor every game.

Sadler's squads have reached their full potential each season, including a 20-win season and NIT berth last year. He has reshaped the program, bringing a new attitude to Lincoln and his players have bought in whole-heartedly, evidenced by a trio of Nebraska all-conference and all-newcomer honors in 2008. With each new accomplishment, the future gets brighter for Nebraska with Sadler on the sideline.



Far column: In each of the past two summers, Coach Doc Sadler has hosted a golf tournament to bring together former Husker players and coaches, including (top) NBA veterans Eric Piatkowski, Erick Strickland and Nebraska's all-time winningest coach, Danny Nee, along with (middle) Andy Markowski and NBA veteran Tyronn Lue. NU's third-leading all-time scorer Jerry Fort came back to play in the golf tournament in 2008 (bottom), making a return to the campus for just the second time in nearly three decades.

Left: Sadler led NU to first-round wins in both the 2008 Big 12 Championship and postseason NIT. His 37 victories ties the 86-year-old Nebraska record for a second-year head coach.

Below: Sadler has presented a free coaches clinic each of the past two years to have a chance to connect with high school and junior college coaches from around the state and region.





"Doc Sadler has ensured the Huskers are a competitive group. The challenge now is to make them into a Big 12 title contender. Sadler's tenacity in recruiting and in the gym should help push Nebraska in that direction."

– Andy Katz, ESPN.com Senior Writer

WHAT THEY'RE SAYING ABOUT COACH DOC SADLER AND NEBRASKA

"Doc Sadler has quickly built a respected program in the Big 12 and nationally because his teams are tough, well-coached and his players believe in his system. The Huskers are never easy to prepare for because of that. Cornhusker fans really appreciate what Sadler has done because of his blue-collar approach to basketball. He's a great fit for the University of Nebraska."

– Fran Fraschilla,
Former Division I Head Coach,
Current ESPN Analyst

"Doc Sadler has done a remarkable job at Nebraska. In a short period of time, Sadler has made the Cornhuskers competitive in one of the toughest conferences in the country. Nebraska has taken important steps forward under Sadler, and he's not done yet."

– Jay Bilas, College Basketball Analyst

"I've seen Doc's teams play for many years. This guy can recruit, he can coach, he stresses academics and he has a great way with people. People gravitate toward him."

– Gar Forman, Chicago Bulls,
Director of Player Personnel



MAGICAL EXPERIENCE

Husker fans have created an intimidating environment for visiting teams since the Bob Devaney Sports Center opened 32 years ago. The Huskers own an all-time record of 384-121 (.760) in the building, including a 237-32 (.881) mark vs. non-conference opponents.

Nebraska, which owns a perfect 18-0 home record against non-conference teams under Coach Doc Sadler, has seen its significant home-court advantage increase over the past few years behind the support of the "Red Zone" student section.



The Huskers brought their home-court magic to Nebraska's largest city, Omaha, in 2008 when they defeated No. 16 Oregon at the Qwest Center.





"I think it's one of the toughest places to play in this league. The people of Nebraska understand sports, they understand momentum and they know what a big part they can play in tough situations. They are always there when those times get tough."

Coach Doc Sadler,
on playing at the Devaney Center



Nebraska's spirit squad and Red Zone student section (above) provide an energetic presence in the Devaney Center and show appreciation for the team's strong work ethic by celebrating with the players (below) following hard-fought victories over nationally ranked teams.






BOB DEVANEY SPORTS CENTER

Named after the Cornhuskers' long-time football coach and athletic director, the 13,595-seat Bob Devaney Sports Center is home to Nebraska basketball. With recent renovations to the locker room, coaching offices and support staff areas, the Devaney Center now has nearly everything under one roof for the Huskers to be successful both on and off the court.

The locker room (above) and players lounge area (right) were refurbished and modernized over the past two years. Each player has a custom-made wood locker with security system and a rolling chair to relax in before getting ready for practices or games. There are two televisions in the lounge area and a video gaming system, allowing players to enjoy some down time between practices and class.

The video area (below right) was also updated and a pair of computers were installed (below) so that players could have Internet access and word processing ability to work on projects without having to leave the arena.





Before the 1999-2000 season, the Devaney Center underwent \$7.9 million in renovations, including several major renovations on the concourse level and the addition of HuskerVision screens and stat boards. The arena court was refinished and redesigned (above) in 2004.




The Husker coaches' offices received an upgrade during the 2006-07 season, giving the front desk/waiting area (left bottom) a complete overhaul while also adding valuable space to the video editing/archive room (below). Each assistant coaches' office was also updated while Coach Sadler's office was remodeled to allow easier access for the players.




HUSKER POWER

The model strength and conditioning program in the nation, Husker Power plays a major role in the continuing success of Nebraska athletics. Nebraska's strength program was the first in the nation, and with 11 current staff members is now one of the most comprehensive strength and conditioning organizations in the country.

The Devaney Center also houses a separate weight room utilized by the men's basketball team on a daily basis. Along with the athletic training room and locker room, it is just steps away from the arena floor.





Three Reasons for Success

Program - The Husker Power Strength and Conditioning Program is geared for maximum improvement of performance on the basketball court. Each athlete receives his own individual computerized program each year.

Supervision - The Husker Power staff has seven full-time strength and conditioning specialists and four interns. Basketball strength coach Rusty Ruffcorn is devoted to working directly with the basketball program to help Husker athletes prepare for a successful career on the court.

Facilities - The Charles and Romona Myers Performance Center in the Osborne Athletic Complex (left) is the finest all-around athletic facility in the nation, providing athletes with all the tools necessary to achieve at the highest level. Nebraska basketball players also have a weight room at the Devaney Center to utilize on a daily basis.



Rusty Ruffcorn
Basketball
Strength Coach

ATHLETIC MEDICINE

Providing expert care to nearly 600 Husker student-athletes, Nebraska features one of the most well-trained and highly skilled athletic medicine staffs in the country.

Under the guidance of Director of Athletic Medicine Dr. Lonnie Albers and Head Athletic Trainer and Physical Therapist Jerry Weber, the 2008-09 Nebraska athletic medicine staff consists of five doctors, two therapist/athletic trainers, five athletic trainers and seven graduate assistant athletic trainers.

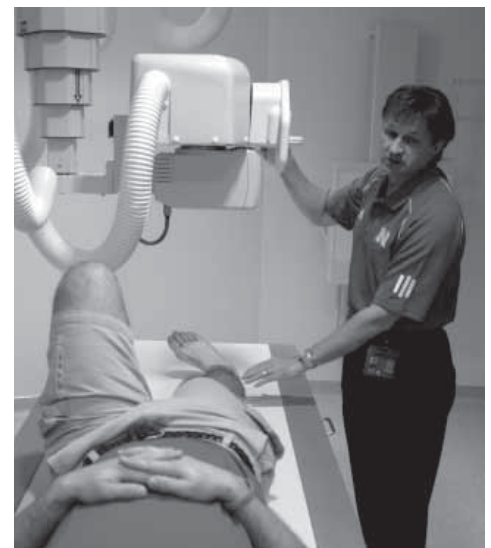

Nebraska's team of orthopaedists is led by Chief of Staff Dr. Pat Clare, a nationally respected orthopaedic surgeon with more than 30 years of service to Husker athletics.



The Athletic Medicine Center provides plenty of space for preventive care and rehabilitation workouts. It features a three-level workout pool and the Hydroworx 1000 Treadmill Pool, and is equipped with two cameras underwater for preventive evaluation and post-injury assessments. It also has hot and cold plunge tanks (above) available to the Huskers. A new cold tank is also being installed at the Devaney Center in 2008-09.



R.J. Pietig
Graduate Assistant
Athletic Trainer/
Men's Basketball



HUSKERS

SPORTS NUTRITION



Nebraska caters to the needs of student-athletes at home and on the road. Nebraska's Director of Sports Nutrition Brian Lehmann works with all 23 of Nebraska's sports by educating athletes on topics such as gaining weight, losing body fat, staying hydrated, increasing energy and supplement use. Making solid nutritional choices helps an athlete become stronger and improves game-day performance.



Brian Lehmann
Director of
Sports Nutrition



Top: Student-athletes can re-charge in between classes or after a workout at the Landing (above left), which is located just outside of the Osborne strength complex.

Middle and bottom: The training student-athletes receive can be applied at the Hewitt Dining Center, which is open each day for lunch and dinner.



MEDIA EXPOSURE

Media attention is at an all-time high in college basketball and the Huskers have been the beneficiary of a great wave of positive media since Coach Doc Sadler took over the program. The media-savvy Sadler has also endeared himself to the Nebraska public, as he is one of the most engaging speakers in the state.



Nebraska basketball has been in the national spotlight for years and that will continue this season as more than three-quarters of all Nebraska games will be televised, including at least eight national telecasts. Every game will be broadcast on the radio and also carried for free around the world on Huskers.com, while selected broadcasts will also be carried on Sirius Satellite Radio. Non-conference games not televised are also available on a video-on-demand basis on HuskersNside.com.

Updated statistics, game notes, player bios and feature videos and stories can be found each week on the official web site of Nebraska athletics, Huskers.com.



Jerry Trickie
Assistant Media
Relations Director





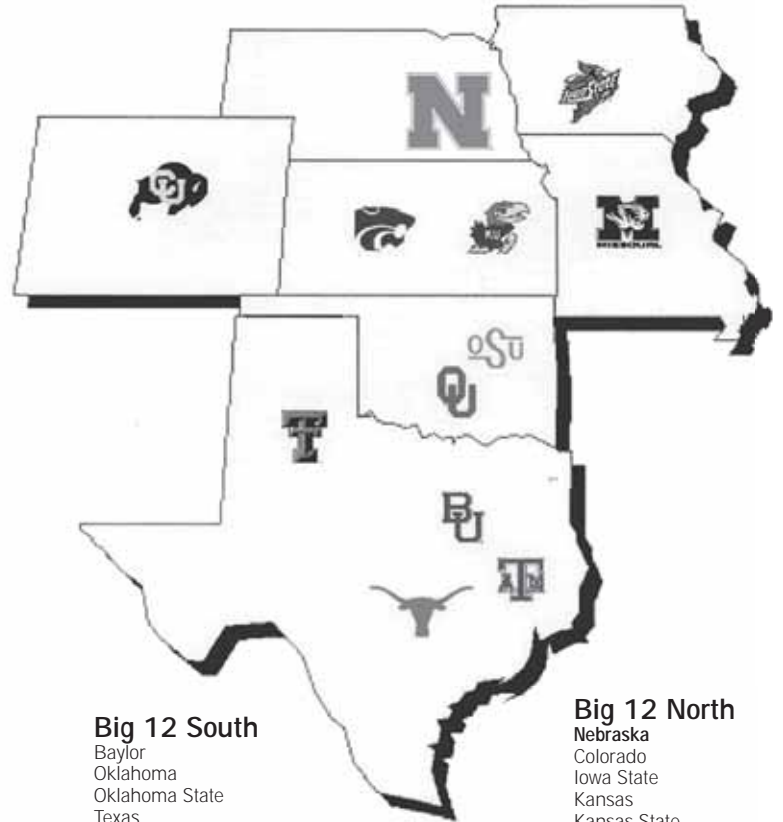
BIG 12 CONFERENCE

Formed before the 1996-97 campaign, the Big 12 Conference has become one of the strongest basketball leagues in the nation over the past 12 years. Divided into North and South divisions of six teams each, the squads play a 16-game conference schedule including home and away contests with each divisional foe and one contest with each opposite division opponents.

The Big Eight/Big 12 Championship has been contested in Kansas City, Dallas and Oklahoma City since its inception in 1977. The 2009 Big 12 Championship returns to Oklahoma City and the Ford Center, home of the NBA's Oklahoma City Thunder.

Big 12 Conference Facts

- The Big 12 has had six teams advance to the Final Four in the last seven seasons, more than any conference in the country.
- A year ago, the Big 12 had more wins against top-25 opponents than any conference in the nation.
- Big 12 teams had the most victories and posted the best winning percentage in the nation in last year's NCAA Tournament.
- The winning percentage of Big 12 teams in NCAA play (.642) is the best in the country over the past six seasons.



Big 12 South
Baylor
Oklahoma
Oklahoma State
Texas
Texas A&M
Texas Tech

Big 12 North
Nebraska
Colorado
Iowa State
Kansas
Kansas State
Missouri



The 2009 Big 12 Men's Basketball Championship returns to Oklahoma City and the Ford Center, home of the NBA's Oklahoma City Thunder. More than 113,000 people came through the gates during the 2008 championship at the Sprint Center in Kansas City.

GLOBAL EXPERIENCES

By State

- California**
 - Ade Dagunduro (Inglewood)
 - Sek Henry (Los Angeles)
 - Brandon Richardson (Los Angeles)
- Colorado**
 - Andrew Wicklund (Colorado Springs)
- Kansas**
 - Chris Balham (Kansas City)#
- Kentucky**
 - Matt Karn (Philpot)
- Maryland**
 - Steve Harley (Temple Hills)
- Minnesota**
 - Ben Nelson (Atwater)
- Nebraska**
 - Ross Ferrarini (Omaha)
 - Nick Krenk (Nebraska City)
 - Cole Salomon (Omaha)
- Oregon**
 - Alex Chapman (Canby)
- Texas**
 - Alonzo Edwards (Houston)
 - Toney McCray (Missouri City)



- Virginia**
 - Paul Velandar (Blacksburg)
- Washington**
 - Ryan Anderson (Seattle)
- West Virginia**
 - Cookie Miller (Charleston)

By Country

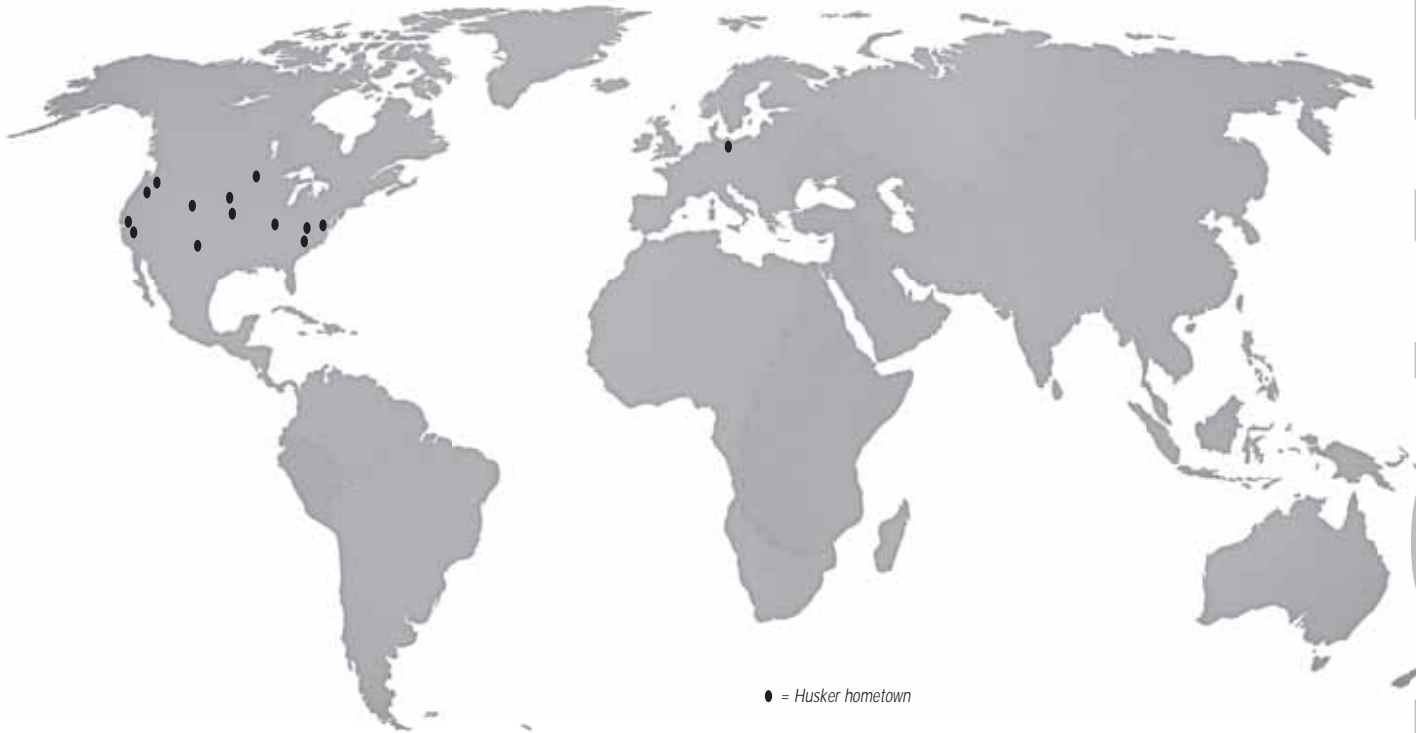
- France**
 - Chris Balham (Paris)#
- Germany**
 - Christopher Niemann (Kuhlonsborn)

- Born in France and lived there until eighth grade

Nebraska has become a home away from home for many Huskers through the years. In recent seasons, Nebraska has put together one of the most diverse rosters in the country, and the 2008-09 lineup will be no different.

This year's roster consists of 19 players from 12 states and two countries. Two players (Chris Balham, France, and Christopher Niemann, Germany) and one staff member (Walter Roese, Brazil) were born and raised in foreign countries and add to the Huskers' cultural experiences.

With three players from the state of California, two more from the Pacific Northwest, two from the state of Texas and three from the East Coast, Nebraska is creating a diverse learning environment for players to grow on and off the court.



● = Husker hometown

Along with Nebraska's increasingly diverse roster, the Huskers' travel experiences throughout the course of a season provide a wide-ranging learning experience that carries over into life after basketball.

The Nebraska men's basketball team typically charters a 50-seat airplane for games that are more than three hours away by driving distance. The Huskers travel in first class with comfortable and spacious seats and return to Lincoln immediately


following each game – especially during mid-week contests – so that all players can attend class the next day.

Over the years, Nebraska has traveled to places both near and far for non-conference competition, including (but not limited to):

- Fairbanks, Alaska
- Honolulu, Hawaii
- Portland, Ore.
- Miami, Fla.
- Tempe, Ariz.
- San Francisco, Calif.
- Atlanta, Ga.
- Las Vegas, Nev.

S
R
E
S
K
E
R
S
H
U
S
K
E
R
S

CHAMPIONSHIP FACILITIES





Nebraska's top facilities are not limited to the basketball program. Nearly every Husker sport enjoys a venue that ranks among the nation's best. Nebraska is dedicated to providing its athletes top-notch game-day and practice atmospheres in every sport. Nebraska annually hosts several Big 12 and NCAA Championship events, including volleyball, baseball, soccer, softball, track and field, gymnastics, golf, wrestling and swimming and diving.



Top left: Nebraska's baseball team ranks among the nation's leaders in attendance at Hawks Field at Haymarket Park.

Top right: The Osborne Athletic Complex provides Nebraska student-athletes with top-notch training facilities.

Middle: Nebraska's teams compete in some of the nation's finest facilities in front of large crowds.


Bottom left: Memorial Stadium is packed for every home game and features a giant HuskerVision replay board. The Mitsubishi replay screen is one of the largest in any college stadium in the United States, measuring 117-feet, 7 1/8-inches wide by 33-feet, 7 3/16-inches high, roughly five times the width of the original screens inside Memorial Stadium. There are also two new replay boards in the south end zone.

Bottom right: The main entrance to the Osborne Athletic Complex features an impressive waterfall and a wall that honors those who contributed to the massive project.

NBA CONNECTION

Nebraska players have enjoyed significant professional success following their careers as Huskers. Nebraska has had 26 players drafted by teams in the National Basketball Association, including three first-round picks during the 1990s.

Three former Huskers played in the NBA last year – Tyronn Lue, Eric Piatkowski and Mikki Moore – the third-highest total of any Big 12 school. Lue has won two World Championships in his career and the veteran Piatkowski was the second-longest tenured player in the league in 2008. Moore has made a name for himself over the past 10 years after being an undrafted free agent out of Nebraska.



Above: Mikki Moore, who is in his second year with Sacramento in 2008-09, became the first non-drafted player to lead the league in field-goal percentage as he hit 60.9 percent of his attempts from the field for New Jersey in 2006-07.

Left: Tyronn Lue won a pair of NBA Championships with the Los Angeles Lakers in the early 2000s. A first-round pick after his junior season at Nebraska, Lue is the only player to compete in the Big 12 era who has won multiple championships.

Husker Coaches and the NBA

During his career, Coach Doc Sadler has recruited or coached 19 players who have gone on to play in the NBA. Sadler personally recruited eight of those players.

The Nebraska staff has also been successful recruiting and developing players who have moved on to the NBA. Overall, Sadler's staff has combined to coach 24 players who went on to the league.

The Sadler NBA Connection

Players Recruited By Sadler

- Michael Batiste
- Tony Battie**
- Cory Carr
- Mark Davis
- Darvin Ham
- Eddie House
- Maurice Jeffers
- Jason Sasser



Players Coached By Sadler

- Greg Anderson
- Mario Bennett
- Randy Brown
- Isaac Burton
- Byron Irvin
- Joe Klein
- Andrew Lang
- Ron Riley
- Alvin Robertson**
- Darrell Walker
- Rickie Winslow






Through the years, Nebraska has had 26 players drafted by teams in the National Basketball Association.

In the 1990s, Nebraska had three first-round selections in the NBA Draft. Rich King was the 14th selection in 1991, Eric Piatkowski was picked 15th overall in 1994 and Tyronn Lue was selected 23rd in 1998. Lue entered the draft following his junior season.

Nebraska has had four players on NBA rosters at the start of each of the past three seasons. The total number of former Huskers on active rosters in the NBA ranked third among Big 12 Conference teams last year.




Above: All former Huskers who have been drafted or have played in the NBA are honored on the walls outside the men's basketball offices in the Devaney Center.

Left top: Rich King (left) was a 1991 first-round draft pick and played center for the Seattle Super Sonics from 1991 to 1995. Dave Hoppen (middle) is Nebraska's all-time leading scorer and was the second pick of the 1988 expansion draft by the Charlotte Hornets. Stu Lantz (right) played eight years in the NBA, twice averaging more than 18 points per game in a season.

Left middle: Erick Strickland entered the NBA as a free agent but went on to play nine years in the league. He posted career highs with 12.9 points and 4.8 rebounds per game with the Dallas Mavericks in 1999-2000. Strickland rejoined the Mavs in the front office after retiring in 2007.

Left: Eric Piatkowski was one of three Huskers taken in the first round of the NBA Draft in the 1990s. He is the L.A. Clipper's all-time leader with 738 3-pointers after spending nine seasons with the team. Piatkowski, who played 14 seasons in the NBA before retiring after the 2007-08 season, will be in his first year as color analyst on Nebraska basketball telecasts this winter.



HUSKER CENTURY

Entering its 113th year of Husker basketball, the Nebraska program has collected more than 1,300 wins and 21 all-time postseason appearances.

The Huskers are looking to build on two of the strongest decades in school history. Nebraska has averaged more than 18 wins per season over the past quarter century, while making 13 postseason tournaments during that span. Fourteen of the school's 24 1,000-point scorers have also played for the Huskers in the last 25 years.

Program Quick Facts

- The Cornhuskers own 1,335 all-time victories, including 12 20-win seasons. Nebraska's last 20-win season came in 2007-08, as Coach Doc Sadler led NU to a 20-13 record and the second round of the NIT.
- Nebraska has made 21 appearances in the postseason, including six NCAA berths and 15 trips to the NIT. All but two of the postseason appearances have come since 1980.
- Overall, 24 Huskers have topped the 1,000-point mark in program history, most recently by Aleks Maric in 2007. Herschell Turner was the first to accomplish the feat in 1960.
- Dave Hoppen owns the school record with 2,167 points between 1983 and 1986. He is the only 2,000-point scorer in school history.



1911-12 Nebraska Cornhuskers



Milton "Bus" Whitehead



Eric Piatkowski



Danny Nee, Nebraska's all-time winningest coach

1897-1906

Nebraska posted a 59-26 (.694) record in its first decade of basketball, including three perfect seasons. In those 10 years, the Huskers were coached by Frank Lehmer, T.P. Hewitt, E. Berry, Fred Morrell, Walter Hiltner and R.G. Clapp.

1907-16

The last five teams of the Huskers' second decade all posted winning records. The 1911-12 team (below) won the school's first Missouri Valley Conference title and then repeated as champs in 1912-13 and 1913-14.

1917-1926

Nebraska fashioned its first-ever 20-win season in 1919-20, finishing 22-2 and setting a school record for wins that stood until 1990-91. During the decade, Nebraska was 111-71 (.610) and had six winning campaigns.

1927-1936


NU opened the decade in the Nebraska Coliseum, but finished under .500 at home in 1925-26. In 1928-29, Nebraska joined Missouri, Kansas, Kansas State, Iowa State and Oklahoma to form the Big Six Conference.

1937-1946

Nebraska's record of 65-120 (.351) in the decade was its worst ever. Twice, in 1943-44 and 1944-45, the Huskers mustered only two wins. Sid Held and Don Fitz earned first-team All-Big Six honors in 1940-41.

1947-1956

The Huskers were 102-141 (.420) in the decade. However, the 1948-49 team tied for first in the Big Seven Conference and beat Oklahoma to advance to the NCAA District Tournament. Claude



Three numbers for Nebraska men's basketball and one on the women's side have been retired in history. Eric Piatkowski was the most recent honoree to have his number retired in 2006.

Retherford was a first-team All-Big Seven pick that season and led the team in scoring. In 1949-50, Bus Whitehead earned first-team all-conference honors as Nebraska tied Kansas and Kansas State for the Big Seven championship.

1957-66

The Huskers' 20-5 record in 1965-66 was their first 20-win season since 1919-20. Stuart Lantz, who finished second to KU's Jo Jo White in the Sophomore-of-the-Year balloting, would go on to become a third-round NBA draft pick. For the decade, NU was 102-142 (.418).

1967-1976

Nebraska finished above .500 for the decade with a 147-111 (.570) record. Marvin Stewart became the first player to average 20 points in a season in 1970-71. The Huskers closed out the decade with a third-place Big Eight finish in 1975-76 and said goodbye to the Nebraska Coliseum. Jerry Fort earned three straight first-team all-conference awards from 1974 to 1976.

1977-1986

The Cornhuskers posted a 175-119 (.595) record in the decade, including a 15-14 ledger in 1976-77, the first season at the Bob Devaney Sports Center. In 1977-78, the Huskers earned their second postseason tournament bid and first since 1966-67, advancing to the second round of the NIT. NU posted 20 wins twice during the decade (1977-78, 1982-83).

1987-1996

The Huskers enjoyed their most successful decade, winning 20-or-more games five times. Nebraska advanced to the NCAA Tournament four times, won its first-ever Phillips 66 Big Eight Tournament trophy in 1994 and captured the NIT Championship in 1996. For the decade NU was 185-131 (.585).

1997-2006

Nebraska continued its success while starting its second century of play. The Huskers added a pair of 20-win seasons as NU was also one of just 15 schools to appear in nine consecutive postseason tournaments from 1991 to 1999.

2007-present


Nebraska posted back-to-back winning seasons to open the frame, including adding the program's 12th 20-win campaign. A postseason appearance in 2008 was Nebraska's third in five years. Aleks Maric was an all-conference selection as a senior and the first Husker ever with 1,600 points and 1,000 rebounds.




"I'm really psyched about the direction the program is going. I follow the Huskers as much as I can, but being in Connecticut, everyone is crazy about UConn. I saw that program turn around back when (UConn coach) Jim Calhoun took over in 1986. They had a rough first couple of years, but they got better and better, making it to the NIT, then the NCAA Tournament and before we knew it, they were winning national championships. It takes effort from coaches, players, alumni and fans. There's a certain kind of formula that worked there, and it's what I'm starting to see here with Doc."

– Jerry Fort,

No. 3 on Nebraska's all-time scoring chart (summer of 2008)



Nebraska's winningest team in program history, the 1990-91 Cornhusker squad won 26 games and had a pair of eventual first-round NBA selections.



Dave Hoppen is Nebraska's all-time leading scorer and helped the Huskers to four straight postseason appearances.



Nebraska won the 1994 Big Eight Tournament title on its way to a fourth consecutive NCAA Tournament bid.

ACADEMIC SUCCESS

The success of Nebraska student-athletes reaches far beyond athletic competition. More Husker student-athletes have been selected to CoSIDA Academic All-America teams than any other school in the nation and the Huskers have earned more academic all-conference honors than any other league school. Nebraska has led the Big 12 in graduation rates in eight of the conference's first 12 years.

Huskers Continue Academic Tradition in 2007-08

Husker volleyball star Sarah Pavan was named the CoSIDA Academic All-American of the Year for volleyball for the second straight year to lead a contingent of seven Nebraska academic All-Americans in 2007-08. Pavan, who earned her bachelor's degree in biochemistry with a perfect 4.0 grade-point average, also became Nebraska's nation-leading 16th NCAA Today's Top Eight Award winner. She was also one of seven Huskers to be named a first-team CoSIDA Academic All-American in 2007-08, earning first-team honors for the third consecutive season.

Pavan, who was also a four-time first-team All-American on the court, was named the Big 12 Female Athlete of the Year and was awarded an NCAA Postgraduate Scholarship. Fellow volleyball stars Christina Houghtelling and Tracy Stalls, along with men's gymnast Stephen Tetrault, track and field's Kim Shubert, and women's tennis player Imke Reimers were also awarded NCAA Postgraduate scholarships. Tetrault and Shubert added more postgraduate honors for the Huskers, as they were each awarded Dr. Prentice Gault Postgraduate Scholarships from the Big 12 Conference.

Across all sports, Nebraska student-athletes claimed 120 academic All-Big 12 selections in 2007-08, including 98 first-team academic All-Big 12 honorees. NU student-athletes also earned a Big 12-leading 568 spots on the Big 12 Commissioner's Fall and Spring Academic Honor Rolls, including a conference-leading 71 Huskers who produced a perfect 4.0 semester.

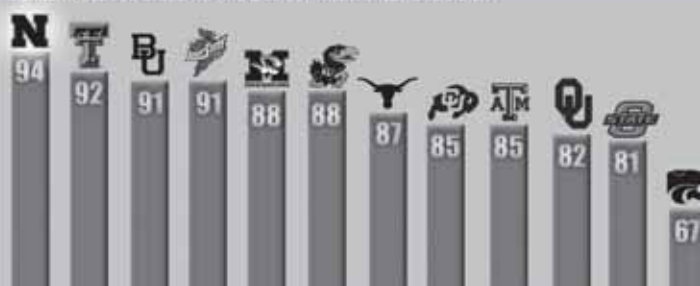
The hard work, dedication and commitment of Nebraska's student-athletes in the classroom resulted in 103 current or former student-athletes earning degrees from August of 2007 through May of 2008. In fact, the Huskers continued to set the graduation standard among Big 12 Conference schools by maintaining their Exhausted Eligibility Graduation Rate of 94 percent.



ACADEMICS



BIG 12 GRADUATION RATES
PERCENTAGES FOR STUDENTS WHO EXHAUST THEIR ATHLETIC ELIGIBILITY



Top: Husker student-athletes, including men's basketball players, have had an impressive track record in the classroom during the Big 12 era.


Middle: The NU men's basketball team is second in the league in academic All-Big 12 honors and earned 14 spots on the Big 12 Commissioner's Honor Roll in 2007.

Bottom: Nebraska student-athletes not only receive outstanding support on the court, but also have the best academic support system in college athletics.



Nebraska's 2007-08 Academic Highlights

- 263 All-Time CoSIDA Academic All-Americans across all sports [leads nation]
- 7 CoSIDA Academic All-Americans (6 first-team, 1 third-team)
First-Team: Christina Houghtelling, Sarah Pavan, Imke Reimers, Kim Shubert, Tracy Stalls, Stephen Tetrault
Third-Team: Molly Hill
- Nation-Leading 16th NCAA Today's Top Eight Award:
Sarah Pavan, Volleyball
- CoSIDA Academic All-American of the Year (All Women's Sports):
Sarah Pavan, Volleyball
- 6 NCAA Postgraduate Scholarship Winners (\$7,500 each)
Sarah Pavan, Christina Houghtelling, Tracy Stalls, Kim Shubert, Stephen Tetrault, Imke Reimers
- Dr. Prentice Gautt Big 12 Conference Postgraduate Scholarship Winners (\$7,500 each)
Stephen Tetrault, Men's Gymnastics; Kim Shubert, Women's Track and Field
- 120 Academic All-Big 12 Selections Across All Sports (3.0 GPA or above)
- 98 First-Team Academic All-Big 12 Picks Across All Sports (3.2 GPA or above)
- 568 Student-Athletes Honored on Big 12 Commissioner's Fall and Spring Honor Rolls (3.0 GPA or above)
- 71 Student-Athletes Earned Perfect 4.0 GPAs in either the Fall or Spring Semester (leads Big 12)
- 103 Student-Athletes Earned Degrees from August 2006 through May 2007 (48 in May, 44 in December, 11 in August)
- 94 percent - Nebraska's Exhausted Eligibility Graduation Rate (leads Big 12)
- Male Student-Athlete of the Year - Stephen Tetrault, Men's Gymnastics (3.74 GPA, Mathematics)
- Female Student-Athlete of the Year - Sarah Pavan, Volleyball (4.0 GPA, Biochemistry)



Top: 2007-08 Nebraska Student-Athletes of the Year Stephen Tetrault and Sarah Pavan.

Middle: Men's basketball players set aside time each night during the week to devote to studying for classes, part of the academic program's emphasis on time management.

Bottom: Three Huskers have earned their diplomas in Coach Doc Sadler's first two years at Nebraska. Four more are scheduled to graduate in 2009.

THE NEBRASKA STUDENT-ATHLETE ACADEMIC EXPERIENCE



The Hall of Distinction honors the more than 5,000 Nebraska student-athletes in history who have graduated from the University. Every athlete who letters in a varsity sport and graduates from Nebraska is recognized on the wall.

Nebraska's Athletic/Academic Counseling – A National Leader

- New Student-Athlete Orientation – designed to help you adjust to the multiple demands of being a college student-athlete.
- Educational Assessments – conducted to help determine your strengths and areas for improvement. Results allow academic counselors to develop a personalized academic support program.
- Tutorial Support – a great resource for all academic abilities, unlimited tutorial support is available from day one up to college graduation. Subject and mentor tutors help provide academic support and study strategies to be successful.
- Supplemental Instruction – a sub-component of the tutorial program, targeted group review sessions help ease the adjustment to college academics while building academic self-esteem.
- Academic Supervision – Professional academic counselors are in place to monitor daily academic progress, receive consistent course feedback and monitor athletic eligibility.
- Computer Resources – student-athletes enjoy a state-of-the-art technology lab featuring desktops, laptops and professional supervision.
- Personal Support – Student-athletes will enjoy a very supportive, comforting and caring atmosphere at the Hewitt Center. Academic counselors can assist in directing you through a variety of college-related issues. Counseling referrals are made if necessary to mental health professionals at the University Health Center.
- Multi-Cultural Support – designed to enhance cultural awareness, staff members concentrate efforts on issues of transition, adjustment and retention for students of color, international students and women.
- Academic Recognition – Academic staff provide education on the criteria necessary for nomination for countless institutional, conference and national academic awards. Criteria include GPA, athletic performance, involvement and leadership.
- Professional Expertise – full-time staff of 15 committed to academic success and graduation.



Life Skills – Preparation for Life after Sports

Resources aimed at helping student-athletes succeed in college, in their careers and in life.

- Proactive Life Skills Education – student-athlete assemblies, life skills theatre, and team presentations featuring campus and national speakers addressing common college and life skills issues positioning student-athletes for success in life.
- Career Programming – services in career exploration, planning and placement ranging from student-athlete career fairs to networking nights and resume writing to interviewing skills. Continual emphasis is placed on preparation for the real world and life after sports.
- Personalized Life Skills Plan – life skills staff meet individually with student-athletes to prepare a game plan for life ensuring student-athletes have a well-rounded experience and are marketable beyond athletics.
- Community Outreach – student-athletes will have unlimited opportunities to impact people statewide through an assortment of individual and team outreach initiatives.

- Leadership – student-athletes will further develop leadership through roles within athletics and campus-wide.
- Sports Psychology – services available to individual student-athletes, teams and coaches to maximize athletic performance and manage the demands of a Division I college student-athlete.
- Postgraduate Scholarships – staff will promote qualified student-athletes for conference and national postgraduate scholarships. Candidates must be in their final year of athletic eligibility with intent to pursue a graduate degree.
- Exceptional Staff – Nebraska has three full-time members and a sports psychology consultant committed to helping student-athletes achieve success in life. The Nebraska staff is nationally recognized and the Husker program is regarded among the nation's elite.



Top: Part of Nebraska's comprehensive academic support program includes professional development and career enhancement for student-athletes. Many Husker student-athletes, including Nebraska basketball players, interact with local employers, who many times are UNL graduates. Former athletes, such as Henry T. Buchanan (top left) and Andy Markowski (top, second from left) also join the event to provide insight into the transition into the working world. The Nebraska men's basketball team takes time out of its busy schedule for public appearances and community relations events throughout the year, including talking in schools (top, second from right) and visiting area youth detention centers (top right).

Above: The UNL Commencement ceremonies are held each spring, summer and winter in the Devaney Center.



LEADING THE WAY

As one of the nation's premier public institutions, the University of Nebraska is committed to undergraduate learning and world-class research. In early 2001, Nebraska was named to a national list of 16 schools that serve as a role model for other institutions by the Association of American Colleges and Universities. Quality instruction is emphasized in Nebraska's 147 undergraduate majors, which are spread through nine undergraduate colleges.

The University of Nebraska was chartered by the Nebraska Legislature in 1869 as the state's public university and land-grant institution. Founded in Lincoln, the University of Nebraska was expanded in 1968 into a state educational system now comprising four campuses under the guidance of a Board of Regents and a central administration.

To discover more about the University of Nebraska visit unl.edu.

To learn more about NU athletics, visit Huskers.com.



"I can honestly say that I do not remember a time when the prospects for enhancing the academic quality or reputation of this University were brighter."

Harvey Perlman
University of Nebraska Chancellor

Opposite page: The Bell Tower on campus is a focal point for students and alumni.

Top: The Nebraska Student Union is the meeting place on campus where students can spend a little down time between classes. It has areas inside to use for studying as well as a food court and meeting rooms.

Middle top: Named for UNL alumni Irene and Winslow Van Brunt, the Van Brunt Visitors Center is located at the gateway to the city campus. The UNL Van Brunt Visitors Center offers resources and information for visitors to the UNL campus, and is utilized extensively for recruiting new students by the UNL Office of Admissions, which has offices and staff located in the building.

Middle bottom: On-campus apartment-style housing provides friendly surroundings in close proximity to the Devaney Center, the Osborne Athletic Complex and campus.

Bottom: The Esther L. Kaufmann Center was completed in May 2001 and houses the Jeffrey S. Raikes School of Computer Science and Management.

S
R
E
K
S
D
I

LINCOLN, NEBRASKA



Featuring the advantages of an urban setting, the Star City is only minutes away from the scenic beauty and wide open spaces of America's Heartland. Living in Lincoln enables one to enjoy the benefits of life in a city, while residing in a community that:

- Has a population of more than 248,000
- Is the second-largest city in the Big 12 Conference
- Has been ranked among the 10 best places to live in the United States
- Is listed among the top five "most fit" cities in the nation
- Consistently lists one of the lowest crime rates in the nation among cities its size
- Offers more than 6,000 acres of parks, including 10 lakes, 11 municipal swimming pools, more than 80 miles of biking and hiking trails and 12 public golf courses





Prominent People with Nebraska Ties

(Bold names pictured on left)

Grover Cleveland Alexander (1887–1950)
Baseball Hall of Fame pitcher

Fred Astaire (1899–1987)
dancer and actor

Max Baer (1909–1959)
boxer

Marlon Brando (1924–2004)
Academy Award-winning actor

William Jennings Bryan (1860–1925)
U.S. Secretary of State, U.S. Representative, Democratic Party nominee for president 1896, 1900, and 1908, and prosecuting attorney in Scopes Trial

Warren Buffett (1930-)
investor; Forbes Magazine's 2008 Richest Man in the World

Richard N. Cabela (1936-)
entrepreneur, founder of Cabela's sporting store

Johnny Carson (1925–2005)
comedian

Joba Chamberlain (1985-)
Professional baseball player for the New York Yankees

Dick Cheney (1941-)
46th U.S. Vice-president

Henry Fonda (1905–1982)
Academy Award-winning actor

Bob Gibson (1935-)
Baseball Hall of Fame pitcher for St. Louis Cardinals

Alex Gordon (1985-)
Professional baseball player for the Kansas City Royals

Marg Helgenberger (1958-)
actress (*CSI*, *Mr. Brooks*, *In Good Company*)

Peter Kiewit (1900–1979)
contractor, investor and philanthropist

Jaime King (1979-)
actress (*My Name is Earl*)

Ted Kooser (1939-),
Poet Laureate of the United States and Pulitzer Prize winner

Larry the Cable Guy (1963-)
comedian

Malcolm X (1925–1965)
civil rights leader

Nick Nolte (1941-)
actor, producer

Edwin Perkins (1889–1961)
inventor of Kool-Aid, philanthropist

Andy Roddick (1982-)
tennis star

Gale Sayers (1943-)
Football Hall of Fame running back for the Chicago Bears

Elliott Smith (1969–2003)
singer-songwriter

Hilary Swank (1974-)
2-time Academy Award-winning actress

Gabrielle Union (1973-)
actress (*10 Things I Hate About You*, *Bring It On*)

James Valentine (1978-)
Maroon 5 guitarist



OMAHA

Nebraska's largest city, Omaha, is less than an hour's drive from Lincoln and has a population of nearly 800,000. Omaha is home to Rosenblatt Stadium, the NCAA College World Series, the AAA Omaha Royals and the world-renowned Henry Doorly Zoo and Joslyn Art Museum. Qwest Center Omaha (top), which hosts top-rated concerts as well as sporting events like the NCAA championships for volleyball and wrestling, is only 55 minutes away from Lincoln.



NATIONAL POWERS

One of the nation's premier athletic programs, Nebraska is dedicated to and successful in all 23 of its varsity sports. In 2007-08, five Husker teams finished among the top 10 in their respective sports. Nebraska has won a total of 23 team national championships since 1970, including eight in men's gymnastics, five football championships, four bowling crowns, three volleyball titles and three women's track and field championships.

Individually, Sarah Pavan completed a remarkable volleyball career in 2007-08. Pavan, who led Nebraska to one national title and one runner-up finish, was a four-time first-team All-American. In 2006-07, Pavan became the first Husker to bring home the Honda-Broderick Cup, presented to the Collegiate Woman Athlete of the Year. Pavan was also named the Big 12 Conference Female Athlete of the Year in her junior and senior seasons. On the men's side, Dusty Jonas claimed the indoor national championship in the high jump, while Jonas cleared

7-8 $\frac{3}{4}$ in winning the Big 12 outdoor title in May, establishing the best jump in the world to that point in the season.

Overall, Nebraska produced 25 individual All-Americans who captured 28 All-America awards in their respective sports in 2007-08. Nebraska finished either first or second in the conference in eight sports.

In addition to Nebraska's success at the national level, the Huskers have been a leader in the powerful Big 12 Conference since its inception. Nebraska has captured 59 total team titles, including a league-high 20 championships in track and field, 10 in volleyball, eight in soccer, seven in baseball, six in women's gymnastics and softball and two each in football and swimming and diving.



The Nebraska baseball team went beyond expectations in 2008, as it won 41 games and claimed a top-10 national ranking during the regular season. The Huskers earned a No. 1 seed in regional play for the seventh time in nine years.

Above: Sarah Pavan was a four-time All-American on the court and three-time CoSIDA Academic All-American in the classroom. She earned the prestigious Honda-Broderick Cup as a junior before being named an NCAA Top Eight Award winner in 2008.

Bottom: All-American high jumper Dusty Jonas stamped his name in the Husker record book when he set the top mark in the world by winning the 2008 Big 12 Outdoor Championship with a jump of 7-8 $\frac{3}{4}$. Jonas went on to earn a bid on the U.S. Olympic Team for the Summer Games in Beijing.



The Nebraska football team ranks among the nation's elite programs over the past four decades, earning five national championships and 24 major individual player honors. Marlon Lucky (above) was the top returning rusher in the Big 12 in 2008, and led all running backs in receptions with a school-record 78 catches last year.

BIG 12 LEADERS

The Huskers have won more Big 12 Conference championships than any other league school in the following categories:

Baseball Regular Season: 3

Baseball Postseason: 4

Baseball Overall: 7

Men's Indoor Track: 9

Men's Outdoor Track: 4

Men's Track Combined: 13

Women's Indoor Track: 5

Men's and Women's Track: 20

Women's Gymnastics: 7

Soccer Postseason: 5

Volleyball: 10



Top left: Jordan Burroughs placed third at the 2008 NCAA Championships at 149 pounds to help Nebraska to a fourth-place team finish. Burroughs was one of five All-Americans for Coach Mark Manning's squad.

Top right: A two-time All-Big 12 first-team performer, Kelsey Griffin led Nebraska to its second straight NCAA Tournament appearance in 2008, helping NU reach the second round.

Bottom left: Nebraska ranks second in the Big 12 with six overall crowns since the formation of the league.

Bottom right: The Nebraska women's tennis team has reached the NCAA Championships twice in the past three seasons, the first time in school history NU has advanced to postseason play as a team.

Emily Parsons concluded one of the most storied careers in Nebraska women's gymnastics history, as she collected her seventh first-team All-America certificate in 2008. Overall she earned 11 All-America awards and was a two-time regional gymnast of the year.

TV/RADIO ROSTER



1 Eshaunte Jones
Fr. | G | 6-4 | 180
Fort Wayne, Ind.



2 Nick Krenk
Sr. | G | 6-0 | 185
Nebraska City, Neb.



3 Brandon Richardson
RFr. | G | 6-0 | 190
Los Angeles, Calif.



4 Steve Harley
Sr. | G | 5-11 | 180
Temple Hills, Md.



5 Sek Henry
Jr. | G | 6-3 | 200
Los Angeles, Calif.



11 Ade Dagunduro
Sr. | G | 6-5 | 200
Inglewood, Calif.



12 Matt Karn
Jr. | G | 6-3 | 190
Philpot, Ky.



13 Ross Ferrarini
Fr. | G | 6-2 | 175
Omaha, Neb.



14 Christopher Niemann
Fr. | C | 6-11 | 265
Külungsborn, Germany




15 Alonzo Edwards
RFr. | F | 6-7 | 230
Houston, Texas



24 Cookie Milier
So. | G | 5-7 | 165
Charleston, W.Va.



25 Paul Velandar
Sr. | G | 6-2 | 200
Blacksburg, Va.



30 Toney McCray
RFr. | G | 6-6 | 205
Missouri City, Texas



31 Alex Chapman
RSo. | F | 6-9 | 240
Canby, Ore.



32 Chris Balham
Jr. | F | 6-8 | 235
Kansas City, Kan.



34 Andrew Wicklund
So. | G | 6-5 | 170
Colorado Springs, Colo.



35 Ben Nelson
Jr. | F | 6-8 | 230
Atwater, Minn.



43 Cole Salomon
Jr. | G | 6-5 | 220
Omaha, Neb.



44 Ryan Anderson
Jr. | G | 6-4 | 205
Seattle, Wash.



Doc Sadler
Head Coach, 3rd year



Philip Mathews
Assistant Coach



David Anwar
Assistant Coach



Walter Roesse
Assistant Coach



Chris Croft
Director of Operations



Jim Shaw
Video Coordinator



Rusty Ruffcorn
Basketball Strength Coach



Pat Norris
Equipment Manager



Bill Shaw
Team Manager/
Player Development



R.J. Pietig
Graduate Athletic Trainer





MEET THE HUSKERS



ROSTER/OUTLOOK.....	34-39
SCHEDULE.....	40
PLAYER BIOGRAPHIES	42-62
CAREER GAME BY GAME.....	62-64

2008-09 Nebraska Roster

NUMERICAL ROSTER

No.	VL	Name	Pos.	Ht.	Wt.	Yr.	Hometown (High School/Last School)
1		Eshaunte Jones	G	6-4	180	Fr.	Fort Wayne, Ind. (North Side/Hargrave Military [Va.] Academy)
2	**	Nick Krenk	G	6-0	185	Sr.	Nebraska City, Neb. (Nebraska City)
3		Brandon Richardson	G	6-0	190	RFr.	Los Angeles, Calif. (Hawthorne)
4	*	Steve Harley	G	5-11	180	Sr.	Temple Hills, Md. (Marriott/South Plains [Texas] College)
5	**	Sek Henry	G	6-3	200	Jr.	Los Angeles, Calif. (Lynwood/Patterson [N.C.] School)
11	*	Ade Dagunduro	G	6-5	200	Sr.	Inglewood, Calif. (Inglewood/Antelope Valley CC)
12		Matt Karn	G	6-3	190	Jr.	Philpot, Ky. (Ohio County/Shawnee [Ill.] CC)
13		Ross Ferrarini	G	6-2	175	Fr.	Omaha, Neb. (Westside)
14		Christopher Niemann	C	6-11	265	Fr.	Kühlungsborn, Germany (Erdgas Ehingen/Urspringschule)
15		Alonzo Edwards	F	6-7	230	RFr.	Houston, Texas (Klein Forest)
24	*	Cookie Miller	G	5-7	165	So.	Charleston, W. Va. (Capital/Harmony Community [Ohio] School)
25	***	Paul Velander	G	6-2	200	Sr.	Blacksburg, Va. (Blacksburg)
30		Toney McCray	G	6-6	205	RFr.	Missouri City, Texas (Fort Bend Elkins)
31		Alex Chapman	F	6-9	240	RSo.	Canby, Ore. (Canby/Sheridan [Wyo.] College)
32	**	Chris Balham	F	6-8	235	Jr.	Kansas City, Kan. (Shawnee Mission West)
34	*	Andrew Wicklund	G	6-5	170	So.	Colorado Springs, Colo. (Rampart)
35	**	Ben Nelson	F	6-8	230	Jr.	Atwater, Minn. (Atwater-Cosmos-Grove City)
43	*	Cole Salomon	G	6-5	220	Jr.	Omaha, Neb. (Millard North/Nebraska-Kearney)
44	**	Ryan Anderson	G	6-4	205	Jr.	Seattle, Wash. (Rainier Beach)

ALPHABETICAL ROSTER

No.	VL	Name	Pos.	Ht.	Wt.	Yr.	Hometown (High School/Last School)
44	**	Anderson, Ryan	G	6-4	205	Jr.	Seattle, Wash. (Rainier Beach)
32	**	Balham, Chris	F	6-8	235	Jr.	Kansas City, Kan. (Shawnee Mission West)
31		Chapman, Alex	F	6-9	240	RSo.	Canby, Ore. (Canby/Sheridan [Wyo.] College)
11	*	Dagunduro, Ade	G	6-5	200	Sr.	Inglewood, Calif. (Inglewood/Antelope Valley CC)
15		Edwards, Alonzo	F	6-7	230	RFr.	Houston, Texas (Klein Forest)
13		Ferrarini, Ross	G	6-2	175	Fr.	Omaha, Neb. (Westside)
4	*	Harley, Steve	G	5-11	180	Sr.	Temple Hills, Md. (Marriott/South Plains [Texas] College)
5	**	Henry, Sek	G	6-3	200	Jr.	Los Angeles, Calif. (Lynwood/Patterson [N.C.] School)
1		Jones, Eshaunte	G	6-4	180	Fr.	Fort Wayne, Ind. (North Side/Hargrave Military [Va.] Academy)
12		Karn, Matt	G	6-3	190	Jr.	Philpot, Ky. (Ohio County/Shawnee [Ill.] CC)
2	**	Krenk, Nick	G	6-0	185	Sr.	Nebraska City, Neb. (Nebraska City)
30		McCray, Toney	G	6-6	205	RFr.	Missouri City, Texas (Fort Bend Elkins)
24	*	Miller, Cookie	G	5-7	165	So.	Charleston, W. Va. (Capital/Harmony Community [Ohio] School)
35	**	Nelson, Ben	F	6-8	230	Jr.	Atwater, Minn. (Atwater-Cosmos-Grove City)
14		Niemann, Christopher	C	6-11	265	Fr.	Kühlungsborn, Germany (Erdgas Ehingen/Urspringschule)
3		Richardson, Brandon	G	6-0	190	RFr.	Los Angeles, Calif. (Hawthorne)
43	*	Salomon, Cole	G	6-5	220	Jr.	Omaha, Neb. (Millard North/Nebraska-Kearney)
25	***	Velander, Paul	G	6-2	200	Sr.	Blacksburg, Va. (Blacksburg)
34	*	Wicklund, Andrew	G	6-5	170	So.	Colorado Springs, Colo. (Rampart)

COACHES AND STAFF

Head Coach: Doc Sadler (Arkansas, 1982)

37-27 in two seasons at Nebraska

85-45 in four seasons as Division I head coach

205-84 career record in nine seasons as head coach

Assistant Coaches: Philip Mathews (UC Irvine, 1970), David Anwar (Fitchburg College, 1998), Walter Roese (BYU-Hawaii, 1994)

Director of Operations: Chris Croft **Video Coordinator:** Jim Shaw **Basketball Strength Coach:** Rusty Ruffcorn

Equipment Manager: Pat Norris **Team Manager/Player Development:** Bill Shaw **Graduate Athletic Trainer:** R.J. Pietig

PRONUNCIATION GUIDE

Chris Balham	BAHL-um
Ade Dagunduro	ah-deh DAH-gun-der-oh
Ross Ferrarini	FAIR-ruh-ree-nee
Eshaunte Jones	E-shawn-lay
Christopher Niemann	NEE-man
Paul Velander	VUH-land-er

Roster Breakdown

LETTERMEN RETURNING

(2007-08 statistics)											
Name, Yr., Pos.	Exp.	G-GS	MP-Avg.	FG-FGA (FG%)	3FG-3FGA (3FG%)	FT-FTA (FT%)	Reb.-Avg.	A	B	S	TP-Avg.
*Steve Harley, Sr., G	1 VL	32-20	843-26.3	105-247 (.425)	20-49 (.408)	61-86 (.709)	82-2.6	47	3	34	291-9.1
*Ade Dagunduro, Sr., G	1 VL	33-32	743-22.5	110-224 (.491)	16-44 (.364)	57-94 (.606)	118-3.6	55	11	30	293-8.9
*Ryan Anderson, Jr., G	2 VL	33-33	980-29.7	98-232 (.422)	50-136 (.368)	32-40 (.800)	176-5.3	57	1	47	278-8.4
*Cookie Miller, So., G	1 VL	30-24	798-26.6	63-164 (.384)	16-65 (.246)	40-59 (.678)	62-2.1	109	1	58	182-6.1
Sek Henry, Jr., G	2 VL	33-19	762-23.1	69-175 (.394)	20-73 (.274)	36-58 (.621)	114-3.5	49	4	29	194-5.9
Paul Velander, Sr., G	3 VL	31-0	378-12.2	38-101 (.376)	36-94 (.383)	18-22 (.818)	21-0.7	20	2	14	130-4.2
Chris Balham, Jr., F	2 VL	32-0	252-7.9	31-45 (.689)	0-0 (.000)	18-27 (.667)	49-1.5	6	6	3	80-2.5
Ben Nelson, Jr., F	2 VL	9-0	30-3.3	3-7 (.429)	0-0 (.000)	2-3 (.667)	4-0.4	1	1	0	8-0.9
Nick Krenk, Sr., G	2 VL	10-0	39-3.9	3-7 (.429)	2-5 (.400)	0-0 (.000)	4-0.4	3	0	1	8-0.8
Cole Salomon, Jr., G	1 VL	20-0	82-4.1	4-11 (.364)	2-6 (.333)	0-0 (.000)	9-0.5	4	3	0	10-0.5
Andrew Wicklund, So., G	1 VL	8-0	24-3.0	2-5 (.400)	0-2 (.000)	0-0 (.000)	3-0.4	1	0	1	4-0.5

*--started at least 60 percent of team games in 2007-08

LETTERMEN LOST

(2007-08 statistics)											
Name, Yr., Pos.	Exp.	G-GS	MP-Avg.	FG-FGA (FG%)	3FG-3FGA (3FG%)	FT-FTA (FT%)	Reb.-Avg.	A	B	S	TP-Avg.
\$Aleks Maric, Sr., C	4 VL	33-33	968-29.3	191-332 (.575)	1-6 (.167)	136-207 (.657)	335-10.2	64	57	44	519-15.7
Jay-R Strowbridge, So., G	2 VL	32-4	595-18.6	49-135 (.363)	25-68 (.368)	32-40 (.800)	48-1.5	52	0	11	155-4.8
Shang Ping, Jr., F	1 VL	21-0	207-9.9	24-44 (.545)	2-7 (.286)	12-31 (.387)	30-1.4	7	7	5	62-3.0

\$--completed eligibility

2007-08 SCHOLARSHIP REDSHIRTS

Name, Yr., Pos.	Exp.	Ht.	Wt.	Hometown (Last School)
Alex Chapman, RSo., F	JC	6-9	240	Canby, Ore. (Sheridan [Wyo.] College)
Alonzo Edwards, RFr., F	HS	6-7	230	Houston, Texas (Klein Forest)
Toney McCray, RFr., G	HS	6-6	205	Missouri City, Texas (Fort Bend Elkins)
Brandon Richardson, RFr., G	HS	6-0	190	Los Angeles, Calif. (Hawthorne)

Career Stats/Highlights

- Averaged 9.8 ppg and team-high 6.6 rpg as freshman in 2006-07 at Sheridan College; led team in 3-pt. pct.; has three years remaining to play three at Nebraska
- Averaged 17 ppg as a senior in 2006-07; 18 ppg and 12 rpg as junior; ranked among the top 25 players in state, and top 10 in Houston
- Ranked among top 10 players in Houston by two recruiting services; averaged 16 ppg and six rpg for district champions as senior in 2006-07
- Averaged 20.4 ppg and 7.0 rpg as senior in 2006-07; 22.5 ppg and 5.5 rpg as junior; first-team all-state by the coaches association last two seasons of high school

2008-09 SCHOLARSHIP NEWCOMERS

Name, Yr., Pos.	Exp.	Ht.	Wt.	Hometown (Last School)
Eshaunte Jones, Fr., G	HS	6-4	180	Fort Wayne, Ind. (Hargrave Military [Va.] Academy)
Christopher Niemann, Fr., C	HS	6-11	265	Kuhlungsborn, Germany (Erdgas Ehingen/Ursprungschule)

Career Stats/Highlights

- Averaged about 15 ppg over first 12 contests of year before injury; Helped Hargrave to 12-0 start before it won Prep National title
- Led team to second straight title in German NBBL, under-19 league in 2007-08

ROSTER BY CLASS

Seniors (4)

Ade Dagunduro, Steve Harley,
Nick Krenk, Paul Velander

Juniors (6)

Ryan Anderson, Chris Balham, Sek Henry,
Matt Karn, Ben Nelson, Cole Salomon

Sophomores (3)

Alex Chapman (R), Cookie Miller,
Andrew Wicklund

Freshmen (6)

Alonzo Edwards (R), Ross Ferrarini, Eshaunte Jones,
Toney McCray (R), Christopher Niemann,
Brandon Richardson (R)

(R) -- redshirted during 2007-08 season

ROSTER BY STATE/COUNTRY

California (3): Ade Dagunduro, Sek Henry, Brandon Richardson

Nebraska (3): Ross Ferrarini, Nick Krenk, Cole Salomon

Texas (2): Alonzo Edwards, Toney McCray

Colorado: Andrew Wicklund

Indiana: Eshaunte Jones

Kansas: Chris Balham

Kentucky: Matt Karn

Maryland: Steve Harley

Minnesota: Ben Nelson

Oregon: Alex Chapman

Virginia: Paul Velander

Washington: Ryan Anderson

West Virginia: Cookie Miller

Germany: Christopher Niemann



Ade Dagunduro (left), Ryan Anderson (top middle) and Cookie Miller (top right) combined for 135 steals last season with Miller leading the way with 57. Miller's 1.9 steals per game ranked fourth in the Big 12 Conference.

Gaining Momentum

Expectations are on the rise in Lincoln as third-year coach Doc Sadler has the Huskers riding a wave of momentum following a 20-win campaign and postseason berth in 2008. This season, Nebraska returns 11 letterwinners including four starters and looks to take another step toward the top of the Big 12 Conference.

Expectations may change with the calendar, but the goal for Doc Sadler's squad is always the same: compete hard every game, every practice, every time a player or coach steps on the court. Sadler has said it since he first ventured onto the campus in Lincoln a little more than two years ago, and he has lived by that credo each day since.

It becomes more obvious by the week that Sadler's example has taken hold within the Nebraska program – not only in the locker room, but also on the practice court and in the weight room. The result of embracing his system is that the Huskers will ride a wave of momentum into the 2008-09 season.

The momentum does not come just from the increased publicity or the growing fan base in the Devaney Center. It comes from the belief in playing together as one unit, in leaving every ounce of energy on the court and in the will to succeed no matter the sacrifice.

The momentum comes from winning.

"I think now we've got kids that are tougher, who can handle the toughness that we demand," Sadler said of the differences in the program since he took the reins. "There are some programs that are based more on execution, and they've been very successful, too. But that's not my style. My style is to teach and coach toughness, and I think now we've got kids who can fit

that type of system. They are starting to understand what we expect of them and are seeing how it will benefit them."

The record of success following Sadler's simple philosophy has been nothing short of impressive. Over the past four years in Division I schools, Sadler-coached teams have posted four straight winning seasons and earned three postseason bids, including Nebraska's 21st postseason appearance in history in 2008.

Last year's squad was just the 12th in 112 years of Nebraska basketball to win 20 games, adding to the momentum. While wins are the only defining statistic Sadler cares about, he will not settle for putting a limit on how high the Huskers can go.

"We're not going to talk about a certain number of wins this year. We're going to talk about being a team that practices hard every day and competes and gets better," Sadler said. "We hope to continue to improve and build on what we did last year."

For their recent success, Sadler's teams have earned praise from fans, media and from within the coaching fraternity. There is now an expectation about the tenacity the Huskers will show on defense every night and how well-prepared they will be for every opponent. Nebraska lived up to the billing as it ended last season ranked in the top 20 nationally in scoring defense and field-goal percentage defense, posting

totals that ranked among the best in nearly a half century in Lincoln.

The way those solid achievements came about added to the momentum Nebraska carries into this season.

Following a rough start in league play last year, the Huskers showed a firm belief in Sadler's approach and quickly turned things around to become one of the hottest teams in the league in the second half. Nebraska won seven of its last 12 league games including a pair of victories over nationally ranked squads. Of the losses, one was in overtime and another came by just four points on the road against the No. 9 team in the country.

NU rode the hot streak into the Big 12 Championship, where the Huskers won a game and proved to be a stern test for eventual national champion Kansas. Nebraska also picked up a victory in the NIT and fought on the road against a tough SEC opponent until the last seconds of the season ticked away.

The experiences helped Nebraska add another building block to the foundation Sadler feels is necessary to place the Huskers into the upper echelon of the Big 12 every year. And they raised expectations for Sadler's third year on the sideline, as Nebraska looks to take another step toward reaching the NCAA Tournament.



Ade Daguduro, Paul Velandar and Cookie Miller return in 2008-09 after helping Nebraska rank first in the Big 12 and 18th nationally in scoring defense last year.



Ryan Anderson returns as Nebraska's top 3-point shooter with 98 career treys.

"I think after you experience something for the first time, the second time, it's not necessarily easier, but expectations go up for you," Sadler said of carrying over momentum to this season. "Expectations are good. We have high expectations for this team. And now we can draw on the success we had down the stretch last year."

Eleven letterwinners return for the Huskers this winter as they look to earn an NCAA Tournament berth for the first time since 1998. Among the veterans are five players who started at least 19 games a year ago. The depth of the team will come from redshirt freshmen and newcomers who have never played a collegiate game, but the Huskers will still have the luxury of experience on their side for the first time under Sadler.

The veterans will need to lean heavily on their experiences from last year as they help Sadler continue moving the program up in the standings.

"I think last year was another step in getting us to where we want to be year in and year out, which is in the NCAA Tournament," Sadler said. "But that was last year. We don't want to be a team that just improves and gets to a certain level and stays there. We want to continue to improve all the time, every day. And having that many guys back is only going to help us move forward."

Every returning Husker understands winning at the collegiate level, as evidenced by Nebraska's 19 wins in 2005-06, 17 in 2006-07 and 20 last year. That winning mentality is something Sadler has said from the start is important to build a successful program. His recruits have come from winning high school backgrounds and now that the players in the program have tasted success at this level, holding onto that and moving up in the Big 12 standings will take more focus.

The difference, Sadler hopes, is that momentum

this year's squad is carrying over from a year ago and all the intangibles that come with it.

"After winning some games last year, the players' expectations become bigger," Sadler said. "You can talk about things, but until you experience them, you don't really understand what it's all about, what it takes to get where you want to go."

"I think this team understands, each player understands that they not only had some good wins down the stretch last year, but they also played some teams extremely well at the end that we had not played very closely against earlier in the season. Even though we didn't ultimately win, we probably left the game feeling better about ourselves."

"That experience and maturity, those are things people talk about with teams that find success. That's why they are important, and we have some of that."

The experience of Nebraska winning so many games recently – no Husker coach has won

more games in his first two years than Sadler's teams -- provides a base for the Huskers to utilize as they try to build a cohesive group that will look significantly different than last season.

Finding its identity early in the season will be a key for the Huskers, who will be playing for the first time in four years without a dominant figure in the paint. How Sadler and his staff handle the squad as it redefines itself without Aleks Maric's scoring and rebounding will play a large part in NU's ability to continue building momentum this season.

Maric, a 6-11, 265-pounder, improved himself every year and finished his distinguished career as the fifth-leading scorer in Nebraska history with 1,630 points. He averaged 18.5 and 15.7 points per game, respectively, in his junior and senior campaigns, leading NU both years. He was the only Husker to average double figures last season.

While his presence will be sorely missed, do not assume that Sadler will change expectations of what his players should be doing on the court just because the Huskers won't have anyone taller than 6-9 on the floor this season.

"For us to be good, we're going to have to have some people inside who are going to play well, whoever it may be," Sadler said. "I don't think that we are going to talk about individuals or positions. It's whoever is on the floor. The five guys who are out there have to pick everything up. But they're also going to be able to do a lot of things that Aleks could not do. We'll try to coach and put guys in positions where they can be successful."

Sadler's record indicates that he understands how to do just that. But the biggest challenge he will face is a daunting one -- finding a way to replace the rebounding Maric provided so steadily for four years.

Maric finished his career as the second all-time

leading rebounder in Nebraska history with 1,030 boards. Last year alone, he posted 335 rebounds to tie the Nebraska single-season record as he averaged more than 10 rebounds per game. Nebraska's returning players combined to average 21.8 boards per contest last year with only three players averaging more than three per game.

"Rebounding is going to be big for our team this year," Sadler said. "It's not an overly big team, but I do think it is an athletic team. And we do have some guards who have some size. One thing about having some bigger guards, a lot of times when they were in high school, they were depended on to rebound. So it's not like it's totally new to them. Hopefully they'll carry that on this year."

The change in tempo without Maric in the lineup could be a benefit for the smaller-sized Huskers.

Sadler pointed out at his hiring press conference in 2006 that he liked his teams to play baseline-to-baseline. He will not hesitate to let the players run on offense, and he will employ his typical man-to-man defense, picking up and pressuring the ball for 94 feet when the situation dictates. Fans may see more of that this year with the personnel Sadler has at his disposal, although it may not be a significant shift from what the Huskers have done before.

While he has a veteran team that has been through the rigors of a Big 12 Conference season and played in some of the toughest road venues anywhere, Sadler knows he can only rely on defense to win so many games. Players need to be able to make plays, he likes to say. Even without Maric, he is comfortable that this year's squad will always have someone on the floor who can carry the load.

"It always comes back to scoring points," Sadler said. "We led the league last year in defense, but you have to be able to score also."

"I do think that the guys who are on the floor, they are players we feel are capable of scoring points. That's always a comforting feeling to be able to sit over there on the bench and know that there's not just one guy out there who can put the ball in the hole, but several. I



Steve Harley is the Huskers' top returning scorer from 2007-08.



Chris Balham and Sek Henry will be counted on to provide valuable minutes on both ends of the floor this season.

think shooting could be a strength of this team."

Nebraska's most effective offensive team could rely heavily on the play of the guards. The Huskers will have one of the deepest guard rotations in the league this season, with 14 players on the roster listed at 6-6 or under. While Sadler wants a point guard to run the offense and a post player to rebound and defend in the paint, he expects the other three positions to be interchangeable. The versatility of the players on Husker roster offers just that flexibility this winter.

Leading the way will be seniors **Ade Dagunduro** and **Steve Harley**, a pair of junior college transfers who were named to the Big 12 All-Newcomer Team last year. Each suffered the typical ups and downs of a first year at Division I, but they flourished at the end of the season and look to carry the offensive load for Nebraska in 2008-09.

"I've always been told and experienced that it does take time for guys who come in from junior colleges to adjust," Sadler said. "I don't think that was an exception with Steve and Ade. Even though I thought they played well at times, the consistency wasn't there."

"But the last 12 games of the year, when we did have success, I think it's because those guys were probably playing at a lot higher level of consistency. I believe that they should start out at that level this year and also continue to improve this year."

Dagunduro is the most athletic player on the team and is looked to as one of the Huskers' top lock-down man-to-man defenders. He was one of the most well-rounded players a year ago when he hit 49.1 percent from the field and averaged 8.9 points, 3.6 rebounds, 1.7 assists and 0.9 steals while starting 32 games.

"Ade has maturity and a good work ethic," Sadler said. "He can defend the other team's best perimeter

player, and we will need him to bring a more consistent offensive effort this year."

Harley was the offensive catalyst at the end of last season, averaging more than 12 points per game on 50.5 percent shooting over the final 10 contests. He was also one of four players with at least 45 assists and 30 steals on the year.

"Steve can score and he's probably in the best shape of his life," Sadler said. "He understands this is his senior year and what he needs to do to find success."

Another senior, **Paul Velander**, has been a key contributor off the bench the past two seasons and is a veteran presence who brings energy, toughness and an aggressive defensive mentality every day. He is also one of the most accurate 3-point shooters in school history, ranking ninth on the career chart by hitting 38.0 percent from long range.

The senior class is not alone in returning significant experience as junior guards **Ryan Anderson** and **Sek Henry** have combined to start 95 games and play more than 3,100 minutes in Sadler's first two years at Nebraska. Each covers a different facet of the Husker offense, as Henry is a strong slasher who can get to the rim while Anderson is a deadly threat from beyond the arc. Anderson enters 2008 needing just five 3-pointers to move into the Husker career top 10.

"Sek has gained confidence, maturity. He plays multiple positions and now understands better how to play the game," Sadler said. "With Ryan, there's competitiveness. His will to win is his greatest strength."

Henry has been versatile in working on the wing as well as starting games at point guard. He will be one of two Huskers this year, along with sophomore

Cookie Miller, who have logged extended minutes at the point. Miller is an ultra-quick and explosive athlete with exceptional ball-handling skills. He was the only freshman in the Big 12 to rank in the top 10 in assists, assist-to-turnover ratio and steals in 2007-08.

A pair of redshirt freshmen -- **Toney McCray** and **Brandon Richardson** -- will also get into the mix in the backcourt this season. McCray has shown a knack for getting to the basket and could be an important asset on defense, while Richardson has gained strength, poise and a better understanding of the speed of the game over the past year.

Another newcomer, true freshman **Eshaunte Jones**, could also compete for minutes after a highly successful high school and prep career. Walk-ons **Nick Krenk**, **Cole Salomon**, **Andrew Wicklund**, **Matt Karn** and **Ross Ferrarini** will fight for minutes and likely provide the backbone for the scout team.

While guard play is always important in the schemes Sadler employs on both ends of the court, an untested front court will be the focus of fans and media alike this winter. The Huskers return just one scholarship player over 6-6 and will rely heavily on a pair of redshirts to balance an area Sadler feels could determine whether NU ultimately finds success.

"I think the thing that separates good teams from the elite teams is inside play," Sadler said. "I think we can have a good team, we can be successful. But we're going to still need to have some improved play from Chris Balham and Alonzo Edwards and guys like that."

"At the same time, I also think you can compare it to football. Everyone used to think you had to run the ball 60 times a game and pass six or seven times to be successful. But I think people have found some different ways to compete. That's what we're going to have to do this year in basketball. We don't have the big guy (Maric), so we're going to have to find some different ways to make it difficult for other teams. That's the challenge we as coaches will have."

Nebraska may not have Maric, but the players who learned from him the past few years are eager to spread their wings while continuing the momentum he helped create. Junior **Chris Balham** and redshirt freshman **Alonzo Edwards** will provide a physical presence up front. Balham has improved steadily the past two years and hopes to be an effective rebounder and defender despite having chronically bad knees that have limited his playing time. Edwards is an unproven talent who could see significant minutes as Sadler believes Edwards will continue to improve with experience.

Adding to the mix will be redshirt sophomore **Alex Chapman**, who can create offensive mismatches with his ability to step outside the 3-point line. Chapman has added more than 30 pounds to his frame in the past year to help add to his time in rotation in the paint.

Walk-on **Ben Nelson** could also see time in the rotation up front after gaining weight and confidence over the course of the past two seasons. He will provide depth in practice and will be joined by scholarship newcomer **Christopher Niemann**, a 6-11, 265-pounder from Germany. Niemann is ineligible to play this year because of an NCAA ruling but Sadler expects him to use the year to prepare for next season when Niemann will have a chance for significant playing time because of his solid offensive game and work ethic.

2008-09 Season Notebook

EXPERIENCE IN NUMBERS

Last year, Nebraska entered the season with one of the least experienced rosters in the country. Only five scholarship players returned from the previous season and only one of those five had more than a year's experience at Division I. Nebraska was the only BCS school in the country that returned only one player with at least two years of Division I experience.

Lack of experience will not be the case in 2008-09 as Nebraska returns nearly its whole lineup from last year's 20-win squad.

The Huskers have 11 returning letterwinners from last year while losing three. One of the three – all-conference center Aleks Maric – will be sorely missed, but Nebraska returns starters at every other position as it tries to make a run at the Huskers' first NCAA Tournament bid in more than a decade.

Nebraska's returning players accounted for 73 percent of the minutes played last year and made 128 starts. In their cumulative careers, this season's returning players have started 172 games over the past three years.

DAGUNDURO, HARLEY SET TO LEAD

Guards Ade Dagunduro and Steve Harley will look to lead Nebraska to its second consecutive postseason appearance in their senior seasons.

The pair came from the junior college ranks, and while it took some time to adjust to the Division I level of play, each finished the 2007-08 campaign on a high note, setting the tone for the upcoming season. Both Dagunduro and Harley were named to the Big 12 All-Newcomer Team by the league's sportswriters for their play at the end of the season.

Dagunduro struggled in the early part of league play but stepped up down the stretch, helping Nebraska to a 7-5 record in the final 12 Big 12 contests. During that period when the Huskers' had the third-best record in the league, Dagunduro averaged 6.6 points per game while hitting 47.0 percent from the field. His offensive output was improved but still modest, yet his defensive intensity was turned up several notches as he was one of the Huskers' best man-to-man defenders. He helped Nebraska lead the league in scoring defense and field-goal percentage defense.

Over the final 12 league games and the postseason, Harley assumed a lead role in the Husker offense, ranking second on the team with 11.0 points per game while hitting 45 percent from the floor including nearly 43 percent from 3-point range. He also shot better than 78 percent from the charity stripe in that stretch.

ANDERSON NEARING RECORD BOOK

Guard Ryan Anderson may be undersized to play the 4 (he stands 6-4), but he is one of the biggest players on the court when he steps outside the 3-point line.

Anderson has made a living with the long ball in Lincoln, hitting 98 treys in his first two years. He ranked second on the NU freshman list with 48 3-pointers in 2006-07 and last year posted 50 treys to rank third on the Huskers' sophomore chart. Only Nebraska's all-time 3-point leader, Cary Cochran, has made more shots from

outside the arc by the end of his sophomore season, as Cochran had 101 through two years. Anderson became the only Husker ever to post at least 48 treys in each of his first two years at NU.

This season, Anderson needs just five 3-pointers to tie Chris Cresswell for 10th on the NU career list. By hitting his average of 49 3-pointers this year, Anderson would move into sixth place on the chart and put himself in position to become just the third Husker in history with at least 200 3-pointers, joining Cochran (268) and Eric Piatkowski (202).

VELANDER SHOWS ACCURACY

Ryan Anderson is not the only 3-point ace for the Huskers as senior guard Paul Velander has proven to be one of the most accurate long-range shooters in Nebraska history.

The only fifth-year player for the Huskers this season, Velander enters his final year ranked ninth in NU history for 3-point field-goal percentage at 38.0 percent (68-of-179) from beyond the arc in his career. With another year similar to the last two (36 and 32 3-pointers, respectively), Velander will have a shot to reach the NU career top 10 in 3-pointers made.

MILLER READY TO ROLL

Cookie Miller was the only true freshman to play for the Huskers last year when he posted near-record numbers for assists (109) and steals (58). This year, he will look to take it a step higher as he is one of the top returning point guards in the Big 12 Conference.

In a stellar debut season, Miller ranked sixth in the league for assists per game (3.6) last year and was the only freshman to rank in the top 10 for assist-to-turnover ratio (1.7). He also ranked fourth in the conference for steals per game (1.93), including owning the top spot with 2.0 steals per game in Big 12-only contests.

Former Husker great Cookie Belcher owns the Nebraska freshman record for steals with 87 and holds the NU and Big 12 Conference record with 253 steals in his career. Miller could not catch Belcher's rookie record, but he will try to join Belcher and Erick Strickland as the only Huskers with at least 100 steals at the end of their sophomore seasons. Belcher had 162 in his first two years while Strickland posted 107.

ADDING TALENT

Coach Doc Sadler said from early on in his tenure that he would continue to add talented and athletic players to the roster, and his first two scholarship classes have done just that. Nebraska signed eight players last year and added two more for the 2008-09 season.

Among the eight last year, four redshirted and will make their debut in 2008-09, including Alex Chapman, Alonzo Edwards, Toney McCray and Brandon Richardson. Among the four who did not redshirt, three – Steve Harley, Ade Dagunduro and Cookie Miller – played significant roles as they combined to make 76 starts last year. Harley (9.1 ppg, 20 starts) and Dagunduro (8.9 ppg, 32 starts) ranked second and third on the team in scoring, while Miller led the squad in assists (109, 3.6 apg) and steals (58, 1.9 spg).



This season Ryan Anderson will shoot for a spot on the Nebraska career list for 3-pointers. He enters the year with 98 career treys, just five from 10th place.

This year's newcomers include freshmen Eshaunte Jones and Christopher Niemann. Jones is athletic and possesses a tremendous basketball IQ, but following Sadler's philosophy to build the program through redshirting young players, Jones could sit out the season as the Huskers already have significant depth in the backcourt. Niemann will definitely not play in 2008-09 as he must sit out under an NCAA ruling.

Jones, a native of Fort Wayne, Ind., played last season at Hargrave Military Academy where he averaged 15 points per game over the first 12 games before suffering a season-ending injury. Jones was also a first-team all-state player as a senior in Indiana.

Niemann came to Nebraska from Germany and will be the fourth foreign-born player to compete at NU under Sadler. He is expected to provide an offensive force in the paint for the Huskers.

BY THE NUMBERS

Starters Returning/Lost.....	4/1
Lettermen Returning/Lost.....	11/3
Percentage of scoring.....	66.8 (1,478/2,214)
Percentage of rebounds.....	63.5 (718/1,131)
Percentage of field goals.....	66.6 (526/790)
Percentage of 3-point FG.....	85.3 (162/190)
Percentage of free throws.....	59.5 (264/444)
Percentage of assists.....	74.1 (352/475)
Percentage of steals.....	78.3 (217/277)
Percentage of blocks.....	33.3 (32/96)
Percentage of minutes.....	73.4 (4,930/6,700)

NOTE: All statistics based on returning player stats and percentage of overall team totals from 2007-08

RETURNING LEADERS

Points.....	Ade Dagunduro – 293 (8.9 ppg)
Points Per Game.....	Steve Harley – 9.1 (291 pts.)
Field Goals.....	Ade Dagunduro – 110
Field Goals Attempted.....	Steve Harley – 247
Rebounds.....	Ryan Anderson – 176 (5.3 rpg)
3-Pointers.....	Ryan Anderson – 50
3-Pointers Attempted.....	Ryan Anderson – 136
Free Throws.....	Steve Harley – 61
Free Throws Attempted.....	Ade Dagunduro – 94
Assists.....	Cookie Miller – 109 (3.6 apg)
Steals.....	Cookie Miller – 58 (1.9 spg)
Blocks.....	Ade Dagunduro – 11 (0.3 bpg)
Minutes.....	Ryan Anderson – 980 (29.7 mpg)

2008-09 Nebraska Schedule

<i>Date</i>	<i>Opponent</i>	<i>Location</i>	<i>TV</i>	<i>Time</i>	<i>Series Results / Last meeting</i>
Friday, Nov. 7	Chadron State (exh.)	Devaney Center		7 p.m.	
Sunday, Nov. 16	San Jose State	Devaney Center		2 p.m.	Series tied 2-2 / 1988-89
Wednesday, Nov. 19	at TCU	Fort Worth, Texas	CBS College Sports	7 p.m.	NU leads 3-2 / 1998-99
Saturday, Nov. 22	Arkansas-Pine Bluff	Devaney Center		1 p.m.	NU leads 2-0 / 2006-07
Tuesday, Nov. 25	Saint Louis	Devaney Center	Fox Sports Midwest	7 p.m.	Series tied 3-3 / 1990-91
Saturday, Nov. 29	Creighton	Devaney Center	Fox Sports Midwest	7 p.m.	NU leads 23-18 / 2007-08
Wednesday, Dec. 3	Alabama State	Devaney Center	Fox Sports Midwest	7 p.m.	First meeting
Sunday, Dec. 7	at Arizona State	Tempe, Ariz.	FSN	1 p.m.	Series tied 3-3 / 2007-08
Saturday, Dec. 13	at Oregon State	Corvallis, Ore.	Fox Sports Midwest	7 p.m.	OSU leads 5-3 / 1996-97
Saturday, Dec. 20	IPFW	Devaney Center		7 p.m.	NU leads 2-0 / 2007-08
Tuesday, Dec. 23	UMBC	Devaney Center	Fox Sports Midwest	7 p.m.	NU leads 1-0 / 1988-89
Tuesday, Dec. 30	South Carolina State	Devaney Center		7 p.m.	First meeting
Saturday, Jan. 3	Maryland Eastern Shore	Devaney Center		2 p.m.	NU leads 1-0 / 2007-08
Monday, Jan. 5	Florida A&M	Devaney Center		7 p.m.	NU leads 1-0 / 1993-94
Saturday, Jan. 10	Missouri	Devaney Center	ESPN2	1 p.m.	MU leads 122-90 / 2007-08
Wednesday, Jan. 14	at Iowa State	Ames, Iowa	Fox Sports Midwest	7 p.m.	NU leads 129-99 / 2007-08
Saturday, Jan. 17	Kansas State	Devaney Center	Big 12 Network	5 p.m.	KSU leads 122-92 / 2007-08
Wednesday, Jan. 21	at Oklahoma	Norman, Okla.	ESPNU	8 p.m.	OU leads 103-81 / 2007-08
Saturday, Jan. 24	Oklahoma State	Devaney Center	Big 12 Network	3 p.m.	NU leads 62-51 / 2007-08
Wednesday, Jan. 28	Kansas	Devaney Center	ESPN2	6:30 p.m.	KU leads 164-71 / 2007-08
Saturday, Jan. 31	at Texas Tech	Lubbock, Texas	Big 12 Network	7 p.m.	NU leads 14-9 / 2007-08
Wednesday, Feb. 4	at Colorado	Boulder, Colo.	Fox Sports Midwest	9:30 p.m.	NU leads 74-68 / 2007-08
Saturday, Feb. 7	Texas	Devaney Center	ESPN	1 p.m.	UT leads 15-4 / 2007-08
Saturday, Feb. 14	at Missouri	Columbia, Mo.	Big 12 Network	12:30 p.m.	
Wednesday, Feb. 18	Colorado	Devaney Center	ESPNU	8 p.m.	
Saturday, Feb. 21	at Kansas	Lawrence, Kan.	Big 12 Network	3 p.m.	
Tuesday, Feb. 24	Texas A&M	Devaney Center	ESPN2	8:30 p.m.	NU leads 11-5 / 2007-08
Saturday, Feb. 28	at Kansas State	Manhattan, Kan.	Big 12 Network	7 p.m.	
Wednesday, March 4	Iowa State	Devaney Center	Fox Sports Midwest	6:30 p.m.	
Saturday, March 7	at Baylor	Waco, Texas	Big 12 Network	3 p.m.	NU leads 11-7 / 2007-08
Wed.-Sat., March 11-14	at Big 12 Championship	Oklahoma City, Okla.	Big 12 Network	TBA	

Schedule as of Oct. 14, 2008. All times are Central. Date, time and television are subject to change. Check Huskers.com for the most up-to-date information on Nebraska men's basketball.

2008-09 SCHEDULE NOTES

- Nebraska faces a rugged schedule as it will play 13 of its 29 regular-season games against teams that reached the 2008 postseason. Among the Huskers' opponents that reached last year's NCAA Tournament were: NCAA champion Kansas (twice), Elite Eight participant Texas, NCAA second-round qualifiers Kansas State (twice) and Texas A&M along with NCAA qualifiers Baylor, Oklahoma and UMBC. NU will also face Arizona State, Creighton, Alabama State and Oklahoma State, all of which played in the postseason NIT.

- The Huskers are set to play 18 regular-season games at the Bob Devaney Sports Center for the second straight season. Last year, the Huskers went 15-3 in the building with the only losses coming to eventual national champion Kansas and NCAA qualifier Baylor, along with an overtime setback to Missouri.

- Nebraska played its 500th game in the Bob Devaney Sports Center last season and will be gunning for its 400th win in building history in 2008-09. The Huskers enter the season with a 384-121 record in 32 seasons at the Devaney Center, good for an impressive .760 winning percentage.

- The Cornhuskers will play only one exhibition game for the first time since 1988. NU will also have a closed scrimmage with Marquette before the season starts.

- Nebraska will look to keep an outstanding home winning streak alive in 2008-09 as the Huskers' look for their 33rd straight winning season at the Bob Devaney Sports Center. The Huskers have never had a losing season in the Devaney Center since the building opened for the 1976-77 campaign.

- The Huskers will play three true road games during the non-conference slate, facing Arizona State in the Big 12/Pac-10 Hardwood Series along with Oregon State and TCU. It will be the sixth time in the Big 12 era that the Huskers have played at least three true road games in non-league action and the first time since 2004-05 when Nebraska played at UAB, Marquette and Tennessee.

- The Huskers will be seen on television within the state at least 24 times during the season, including every road game for the second straight year. Every conference road game will be televised for the third consecutive season. The Huskers have averaged more than 13 televised contests (national, regional and local) each of the past seven years.

- Nebraska will be seen nationally at least eight times this season on ESPN, ESPN2, ESPNU, FSN and CBS College Sports. More than 10 additional games will also be available around the country on satellite.

N



ADE DAGUNDURO #11

SENIOR | GUARD | 6-5 | 200 | INGLEWOOD, CALIF. | INGLEWOOD HS | ANTELOPE VALLEY COLLEGE

2008-09 HONORS CANDIDATE

One of most athletic guards in the Big 12 Conference, Ade Dagunduro (pronounced ah-deh dah-gun-der-oh) returns for his senior season looking to help Nebraska to its first NCAA Tournament appearance in more than a decade. A Big 12 All-Newcomer Team selection last year (along with teammate Steve Harley), Dagunduro also was the only Husker last season – and just the seventh Husker in the Big 12 era – to earn accolades as the Big 12 Rookie of the Week.

Dagunduro provides matchup problems on both ends of the court. His amazing leaping ability helps him get to the rim on the offensive end and allows him to recover defensively and defend bigger players in the paint.

Dagunduro will look for more consistency this season as he is the Huskers' second-leading returning scorer after posting 8.9 points per game last year. He was strong at the beginning and end of the season and finished the year second on the team by hitting a solid 49.1 percent from the field, including better than 52 percent from inside the arc.

Dagunduro is also the second-leading returning rebounder for the Huskers at 3.6 boards per game. He added 52 assists, 30 steals and 11 blocked shots. He finished last year ranked second



on the squad with 15 double-figure scoring games, and had 12 games with at least five rebounds.

conference play when he was struggling to find his offensive rhythm.

Early in the season, Dagunduro averaged 11.4 points, 4.7 rebounds, 2.2 assists and 1.3 steals per game while helping Nebraska earn an 11-2 non-conference record to open the year. He hit 54.5 percent from the field and drained better than 75 percent from the free throw line in that stretch.

Dagunduro posted one of his best all-around games of the year in a resounding victory over Arizona State. He helped the Huskers cruise past their


2007-08 (JUNIOR)

Dagunduro made a quick impression on the coaching staff and was in the starting lineup from the opening game. He played in all 33 contests and started 32 games, missing only one start during

CAREER HIGHS

- Points:**
17 at Western Kentucky (12/5/07)
- Rebounds:**
8 at Western Kentucky (12/5/07)
- Field Goals:**
6 four times (last 3/19/08)
- Field-Goal Attempts:**
13 vs. Oregon (12/15/07)
- Free Throws:**
8 at Western Kentucky (12/5/07)
- Free Throw Attempts:**
10 at Western Kentucky (12/5/07)
- 3-point Field Goals:**
3 vs. IPFW (11/26/07)
- 3-point Field-Goal Attempts:**
4 two times (last 12/2/07)
- Assists:**
4 three times (last 2/13/08)
- Steals:**
4 vs. Savannah State (12/11/07)
- Blocks:**
2 two times (last 3/19/08)
- Minutes:**
39 at Western Kentucky (12/5/07)





Pac-10 foe by hitting 6-of-10 shots from the floor, including two 3-pointers, to score 15 points while adding five rebounds, four assists without a turnover and two steals.

The solid performance came during a six-game stretch when Dagunduro averaged 14.0 points and 5.0 rebounds per game, helping Nebraska to a 5-1 record including a win over nationally ranked Oregon. His performance against the Ducks – 15 points, seven rebounds, one assist, one steal – helped Dagunduro earn honors as the Big 12 Rookie of the Week. Dagunduro also posted his career high in that stretch with 17 points and eight rebounds in an overtime road loss at Western Kentucky, which reached the NCAA Sweet 16.

After hitting 11 of his last 17 shots over the final two games of non-conference play, Dagunduro saw the intensity go up several notches in league action, where he was harassed into 5-of-23 (21.2 percent) shooting in his first four games.

Dagunduro helped Nebraska to its first league win in a road victory at Missouri and then connected on 5-of-10 field-goal attempts in each of his next two games. He added two more double-figure scoring games in league play, combining for 25 points on 10-of-17 shooting vs. Oklahoma and Oklahoma State.

Looking to carry momentum into his final season, Dagunduro finished the year on a strong note, scoring 13 points on 5-of-8 shooting in a narrow loss to eventual national champion Kansas in the second round of the Big 12 Championship, and then averaged 15.5 points per game in the National Invitation Tournament. He connected on 6-of-8 shots from the floor for 15 points in a victory over Charlotte and added 16 points on 5-of-9 shooting in an overtime loss at Mississippi.

Off the court, Dagunduro was named to the Big 12 Commissioner's Fall Honor Roll in his first semester at Nebraska. He was one of 10 Huskers named to the squad.

BEFORE NEBRASKA

Dagunduro joined the Huskers after a standout season at Antelope Valley (Calif.) Community College, where he led the Marauders to a 31-7 overall record in 2006-07. Antelope Valley earned a No. 3 seed from the Southern California region in the state junior college tournament and finished as state runner-up. Behind Dagunduro's play, the Marauders made their second final four appearance in four years, and third in program history.

Dagunduro was strong on both ends as he posted team highs in scoring average (18.2 ppg), rebounding average (8.8 rpg) and steals (86) while starting 34 of 36 games in 2006-07. He also ranked second on the team in field-goal percentage (50.1, 233-of-505), free throws made (134) and attempted (205) and assists (106) and was third in blocked shots (27).

While leading Antelope Valley in scoring 15 times during the season, Dagunduro scored a season-high 30 points against Mt. San Jacinto. He also led the team in rebounds 20 times, including 12 double-figure efforts with a high of 16 boards against L.A. Valley.


Dagunduro earned all-state and first-team All-Foothills Conference accolades after leading the squad to the league title with 18 more wins than the previous year. He was named MVP at three tournaments and was an all-tournament team selection at the state junior college championships. Dagunduro redshirted his first year at Antelope Valley.

Before entering junior college, Dagunduro played one season at Inglewood High School, leading the team to the Division II state title game and earning second-team all-state honors. He then played the 2004-05 season at Mt. San Antonio College, where he averaged 12.7 points and 5.8 rebounds per game. He also recorded 55 steals in 25 contests for Mt. SAC while earning first-team all-conference honors as a freshman.

PERSONAL

Ade is the son of April Williams and Olasupo Dagunduro, and was born May 22, 1986. His full given name is Adeola, and he has two brothers, Olatokunbo and Olayinka. Ade is majoring in sociology at Nebraska. Olatokunbo (Ola) was a two-year letterwinner for the NU football team (2005-06).

Following his standout year at Antelope Valley, Ade was recruited by Missouri, Miami, USC, UNLV, Penn State, Marshall and Pepperdine before choosing to sign with the Huskers in the spring of 2007.



DAGUNDURO'S CAREER STATS

vs. All Opponents

Year	MP	G-GS	FG-FGA	Pct.	3FG-3FGA	Pct.	FT-FTA	Pct.	Rebounds		F	A	TO	B	S	TP-Avg.
									O-D	Tot.-Avg.						
2007-08	743	33-32	110-224	.491	16-44	.364	57-94	.606	44-74	118-3.6	89	55	62	11	30	293-8.9

vs. Big 12 Opponents

Year	MP	G-GS	FG-FGA	Pct.	3FG-3FGA	Pct.	FT-FTA	Pct.	Rebounds		F	A	TO	B	S	TP-Avg.
									O-D	Tot.-Avg.						
2007-08	309	16-15	36-89	.404	2-14	.143	19-39	.487	19-27	46-2.9	45	18	28	4	10	93-5.8



STEVE HARLEY #4

SENIOR | GUARD | 5-11 | 180 | TEMPLE HILLS, MD. | MARRIOTT HS | SOUTH PLAINS (TEXAS) COLLEGE

2008-09 HONORS CANDIDATE

Steve Harley returns to the Husker program for his senior campaign looking to lead Nebraska to the postseason in consecutive years for the first time in more than a decade. The Huskers' top returning scorer from a 20-13 squad in 2007-08, Harley made a strong impression on the league's coaches and media in his initial season in Lincoln, as he was one of five league players (including teammate Ade Dagunduro) who were named to the All-Newcomer Team by sportswriters who regularly cover the Big 12 Conference.

Harley ended his first year in Lincoln by averaging 9.1 points per game and adding 2.6 rebounds, 1.5 assists and 1.1 steals per contest. While his overall numbers seem modest, like many junior college players, Harley came on strong midway through the season after he had time to adjust to the Division I level. He earned the postseason honor based on his play in conference action, when he averaged 11.2 points per game and hit 45.6 percent (67-of-147) from the floor, including an impressive 48.0 percent (12-of-25) from 3-point range.

2007-08 (JUNIOR)

Harley joined the Huskers for his junior season and by the end of the year was one of the team's key performers. Once his shot came around, Harley gave the

Husker offense a new dimension as he is tremendous shooter from mid-range and has great acceleration with the ball. Despite standing just 5-11, Harley is also capable of getting through the lane and to the basket with ease, and he is deceptive with his speed and leaping ability.

Early on, Harley struggled to make a quick adjustment to the increased level of competition at Division I during his first semester in Lincoln. However, he followed the guidance of Coach Doc Sadler and as the season progressed, Harley's game came to life at just the right time. With a renewed commitment to Sadler's offensive plan, Harley helped NU make a push during the stretch run of the season and get the Huskers into the postseason.

Harley started just three of the first 15 games he played in at Nebraska, but following a scoring outburst in the third game of league play, he went on to start the final 17 games of the season. During that span, the team went 9-8 with two overtime losses, and finished the final 12 regular-season Big 12 Conference games with a 7-5 mark, trailing only co-champions Kansas and Texas.

In his late-season offensive run, Harley was second on the squad behind center Aleks Maric by averaging 11.3 points per game on 45.6 percent shooting. Harley also nailed 76.7 percent (33-of-43) from the charity stripe while ranking third on the

team in free throw attempts.

After finding his rhythm on offense, Harley also showed a strong shooting touch from 3-point range. During the final two months of the season, he connected on 42.9 percent (15-of-35) from long range, including hitting 11 of his last 24 attempts (45.8 percent) from beyond the arc.

Harley's breakout game came in a one-point setback against Baylor when he posted 15 points on 6-of-11 shooting. That was the first of 12 double-figure scoring efforts in the final 18 games. He previously added two such games in non-conference play.

In a four-game stretch that included wins over two ranked teams (Kansas State and Texas A&M) along with a victory over NCAA-bound Oklahoma, Harley averaged 16.3 points per game while hitting 25-of-41 (60.9 percent) shots from the floor. He scored a career-high 20 points on 9-of-12 shooting against Kansas State, and added 17 points against both Oklahoma and Oklahoma State to end the four-game surge.

In the classroom, Harley was one of 10 players to earn academic honors in 2007-08 when he was named to the Big 12 Commissioner's Fall Honor Roll.

BEFORE NEBRASKA

Harley made it to the Lincoln campus the week before fall semester in 2007, as he used summer school to complete his associate's degree at South Plains (Texas) College. While he was the last of a highly rated eight-player recruiting class to arrive on the Nebraska campus, his arrival was one of the most anticipated by a Husker basketball player in recent years after Harley produced an outstanding junior college career.

As a sophomore, Harley finished an impressive campaign in 2007 by being named a first-team junior college All-American. It was the second consecutive season Harley earned an All-America accolade as he was selected to the second team following the 2005-06 season. Harley was also named each year to the all-conference and all-region teams. Following his final season at South Plains, he was among the elite junior college players in the country who were selected to play in the 2007 NJCAA Basketball Coaches Association All-Star Classic.

Harley's accolades came after he led South Plains back to the national spotlight. Behind Harley's strong play, South Plains vaulted to a No. 20 final national team ranking in NJCAA Division I. The Texans,

CAREER HIGHS

- Points:**
20 vs. Kansas State (2/20/08)
- Rebounds:**
6 vs. Maryland Eastern Shore (1/4/08)
- Field Goals:**
9 vs. Kansas State (2/20/08)
- Field-Goal Attempts:**
13 at Missouri (1/30/08)
- Free Throws:**
6 at Creighton (11/24/07)
- Free Throw Attempts:**
8 at Creighton (11/24/07)
- 3-point Field Goals:**
3 at Oklahoma State (3/1/08)
- 3-point Field-Goal Attempts:**
4 four times (last 3/14/08)
- Assists:**
4 vs. Missouri (2/13/08)
- Steals:**
3 two times (last 2/13/08)
- Blocks:**
1 three times (last 3/19/08)
- Minutes:**
38 two times (last 3/24/08)





who were guided by long-time junior college coach Steve Green, ended the year with an outstanding 26-7 overall record behind Harley, whose consistent play paved the way with a team-best 19.2 points per game. He showed a balanced approach offensively as he added 3.9 rebounds and 2.8 assists per game. Harley shot an outstanding 51.9 percent (256-of-493) from the floor, with most of his baskets coming in the paint or on mid-range jumpers, and hit 103 free throws after getting to the line a team-high 156 times. He also led the team with 72 steals and logged 1,137 minutes (34.5 mpg) on the court, 140 minutes more than anyone else on the team.

A year earlier, Harley made junior college coaches around the country take notice as he helped South Plains to a 24-8 record as he averaged 20.7 points, 4.1 assists, 2.9 rebounds and 2.0 steals per game.

Harley's solid performances throughout his junior college career helped him earn a No. 4 national ranking among shooting guards by Rick Ball for The Sporting News 2006-07 Preseason Yearbook. Harley was also ranked the No. 3 point guard in the junior college ranks by nbadraft.net, as he worked the point for Green each of his two years in Texas.

A native of Temple Hills, Md., Harley played his final season of prep basketball at Marriott High School for Coach Lonnie Brooks. Following his senior campaign in 2003-04, Harley was ranked among the top 100 high school players in the country by Hoopmasters.com as he averaged more than 25 points and seven assists per game to earn all-area (Baltimore) recognition. The previous year, Harley played for Crossland High School as a junior when he averaged 28 points per game to earn all-state honors.


Following graduation from high school, Harley chose not to enroll in college in the fall of 2004. Instead, he remained at home and did not play competitive basketball during the 2004-05 season. He then

decided to pursue college and basketball by joining Green at South Plains before coming to Nebraska in Coach Doc Sadler's first recruiting class.

PERSONAL

Steve is the son of Laviene and Stanley Harley, and was born on Nov. 16, 1985. He has one brother, Stanley, and one sister, Sade. Steve is majoring in sociology at Nebraska.

Harley was recruited by a number of schools out of junior college before signing with the Huskers. Among the most interested suitors were Kansas State from the Big 12 and several teams from the East Coast, including St. John's, Seton Hall, Canisius and Quinnipiac.



HARLEY'S CAREER STATS

vs. All Opponents

Year	MP	G-GS	FG-FGA	Pct.	3FG-3FGA	Pct.	FT-FTA	Pct.	Rebounds		F	A	TO	B	S	TP-Avg.
									O-D	Tot.-Avg.						
2007-08	843	32-20	105-247	.425	20-49	.408	61-86	.709	13-69	82-2.6	38	47	43	3	34	291-9.1

vs. Big 12 Opponents

Year	MP	G-GS	FG-FGA	Pct.	3FG-3FGA	Pct.	FT-FTA	Pct.	Rebounds		F	A	TO	B	S	TP-Avg.
									O-D	Tot.-Avg.						
2007-08	465	16-13	67-147	.456	12-25	.480	33-46	.717	4-33	37-2.3	23	22	26	0	18	179-11.2



PAUL VELANDER #25

SENIOR | GUARD | 6-2 | 200 | BLACKSBURG, VA. | BLACKSBURG HS

2007-08 (JUNIOR)

Paul Velander (pronounced VUH-land-er) continued to play an important role for the Huskers and Coach Doc Sadler in 2007-08, as he was the team's top 3-point shooter off the bench. Velander also provided a spark as a reserve, bringing energy and enthusiasm off the bench while showing the ability to hit important shots at crucial times.

Velander finished his junior season averaging 4.2 points per game while playing in 32 contests. He posted a career-best 20 assists on the season and continued to be one of the Huskers' most clutch performers at the free throw line, where he knocked down 18-of-22 charity attempts (81.8 percent).

His overall playing time decreased significantly in the early portion of the conference slate as he hit a shooting slump that left him 3-for-17 from beyond the arc over a 10-game stretch. However, Velander continued to stay focused on his task and rebounded nicely down the stretch.

Velander's resurgence from beyond the arc came at a key time for the Huskers, as he hit 18-of-42 attempts (42.9 percent) in the final eight games of the year, helping Nebraska to the second round of the Big 12 Championship and the second round of the postseason National Invitation Tournament. During that stretch, he hit at least three treys in five contests, including a career-high five 3-pointers on nine attempts in the regular-season finale against Colorado.

The hot streak started as Velander went a perfect 3-for-3 from long range in the Huskers' upset of Oklahoma at home. He came off the bench to ignite Nebraska with 11 points against the Sooners while playing 25 minutes. Velander's comeback was impressive. In the Huskers' previous six games, he had played fewer than 26 total minutes over five of the contests and did not play at all against Kansas State.

Velander averaged 7.8 points in the final eight contests, with all of his

attempts coming from behind the arc. He also hit 8-of-9 from the free throw line.

Velander's shot came in waves, as he opened the season 4-of-15 from 3-point range before hitting a strong seven-game stretch. During that span, he hit 12-of-23 (52.2 percent) from beyond the arc.

Velander finished the season hitting 38.3 percent from beyond the arc. The total gave him a career mark of 38.0 percent shooting from 3-point range, which ranks Velander eighth in the Nebraska career record book.

Off the court, Velander earned first-team academic All-Big 12 honors for the second straight season. He was also a Big 12 Commissioner's Honor Roll selection in both the fall and spring and was named to the NABC Honors Court following the academic year. He will try to become only the eighth three-time academic all-league selection in NU history in 2009.

2006-07 (SOPHOMORE)

Velander had a strong first season under Coach Doc Sadler. Despite fighting through a number of lingering injuries (shoulder and ankle) for the second straight season, Velander finished his sophomore campaign ranked third on the team in 3-pointers (32) while averaging 4.3 points per game. After playing just three minutes in two games as a redshirt freshman a year earlier, Velander became a solid weapon on the perimeter for the Huskers and saw action in 27 contests (396 minutes) as a sophomore.

Velander made his only career start against Oklahoma State in the regular-season finale and made the most of the opportunity. He hit 5-of-10 shots from the floor, including tying his season high with four 3-pointers. He also drilled 6-of-7 attempts at the charity stripe to produce a career-high 20-point performance in the 85-73 Husker victory.

The double-figure scoring effort was one of five on the season for Velander, although it was his only time scoring more than nine points in a conference game. He also scored 12 points on the road against Oregon, which went on to reach the Sweet 16 of the NCAA Tournament, and at Miami. He hit four 3-pointers against both the Ducks and Hurricanes. Velander connected for 10 points against Alabama A&M following the Oregon contest and had 10 points against Savannah State after the Miami trip.

Providing some of the strongest long-range shooting on the squad, Velander posted at least one 3-pointer in 11 of his last 12 games overall, including each of

CAREER HIGHS

- Points:**
20 vs. Oklahoma State (3/5/07)
- Rebounds:**
7 vs. Savannah State (1/3/07)
- Field Goals:**
5 two times (last 3/9/08)
- Field-Goal Attempts:**
10 vs. Oklahoma State (3/5/07)
- Free Throws:**
6 vs. Oklahoma State (3/5/07)
- Free Throw Attempts:**
7 vs. Oklahoma State (3/5/07)
- 3-point Field Goals:**
5 vs. Colorado (3/9/08)
- 3-point Field-Goal Attempts:**
9 two times (last 3/9/08)
- Assists:**
3 vs. Western Kentucky (1/6/07)
- Steals:**
4 vs. Oklahoma State (3/5/07)
- Blocks:**
1 four times (last 1/15/08)
- Minutes:**
26 at Texas (3/4/08)





the final eight contests. After a slow start to the Big 12 slate when he hit just 4-of-18 from beyond the arc, Velander became a dangerous outside threat for the Huskers as he knocked down 15 of his final 40 attempts from long range.

Overall, Velander hit 37.5 percent (33-of-88) from the floor including a solid 37.6 percent (32-of-85) from beyond the arc. He also connected on 82.6 percent (19-of-23) from the free throw line to rank among the team leaders in accuracy at the stripe. Velander added 19 steals on the year, including 10 steals over his last five games.

Off the court, Velander was a first-team academic All-Big 12 and two-time Big 12 Commissioner's Honor Roll.

**2005-06
(REDSHIRT FRESHMAN)**

Velander suffered a preseason injury to his left ankle that required surgery and he was relegated to the bench for the majority of the campaign. He saw action in just two contests for a total of three minutes. Velander played his first career game against

Baylor, and notched his lone assist of the season. He also saw two minutes against Colorado in the Huskers' victory at home.

2004-05 (FRESHMAN)

Velander redshirted during his first season with the Huskers.

BEFORE NEBRASKA

Velander was solid on both ends of the court as he averaged 16.8 points and 5.3 rebounds per game at Blacksburg High School as a senior. He added 3.0 assists and a solid 2.7 steals per contest. A threat from outside the arc, Velander hit 41 percent from 3-point range in 2004. He also led the team in free throw percentage four straight seasons, including 82 percent shooting at the line as a senior. Velander was also named the team's defensive player of the year.

Velander earned first-team All-Blue Ridge Conference honors as a senior under Coach Doug Day, and was named to the all-district tournament team. He also played in the VHSCA All-Star Players Game, where he scored 11 points for the West.


A varsity starter all four years, Velander averaged more than 10 points per game all four seasons. He recorded more than 1,000 career points and hit better than 40 percent from 3-point range for his career. As a sophomore, Velander led Blacksburg to the state title game where it lost by three points. He averaged a tournament-best 19.5 points while hitting 9-of-15 attempts from 3-point range.

During the club season, Velander played for Coach Ron Giddings and the Richmond Squires AAU team, and was a member of the Southwest Virginians, which was the runner-up at the Youth Basketball of America national tournament.

In the classroom, Velander was a four-year honor roll student. He also earned the National Scholar-Athlete Award from the U.S. Army in 2004.

PERSONAL

The son of Bill and Paula Velander, Paul was born Sept. 14, 1985, and has two sisters, Lauren and Claire, and one brother, Chris. Paul is a biological sciences major at Nebraska.



VELANDER'S CAREER STATS

vs. All Opponents																
Year	MP	G-GS	FG-FGA	Pct.	3FG-3FGA	Pct.	FT-FTA	Pct.	Rebounds		F	A	TO	B	S	TP-Avg.
									O-D	Tot.-Avg.						
2004-05									0-0	0-0.0	0	1	2	0	0	0-0.0
2005-06	3	2-0	0-0	.000	0-0	.000	0-0	.000	0-0	0-0.0	0	1	2	0	0	0-0.0
2006-07	396	27-1	33-88	.375	32-85	.376	19-23	.826	4-24	28-1.0	54	19	20	2	19	117-4.3
2007-08	378	31-0	38-101	.376	36-94	.383	18-22	.818	2-19	21-0.7	31	20	8	2	14	130-4.2
Totals	777	60-1	71-189	.376	68-179	.380	37-45	.822	6-43	49-0.8	85	40	30	4	33	247-4.1
vs. Big 12 Opponents																
Year	MP	G-GS	FG-FGA	Pct.	3FG-3FGA	Pct.	FT-FTA	Pct.	Rebounds		F	A	TO	B	S	TP-Avg.
									O-D	Tot.-Avg.						
2004-05									0-0	0-0.0	0	1	2	0	0	0-0.0
2005-06	3	2-0	0-0	.000	0-0	.000	0-0	.000	0-0	0-0.0	0	1	2	0	0	0-0.0
2006-07	237	16-1	18-53	.340	17-50	.340	8-10	.800	3-12	15-0.9	28	9	10	2	11	61-3.8
2007-08	169	15-0	17-45	.378	16-42	.381	4-6	.667	0-10	10-0.7	13	5	3	1	6	54-3.6
Totals	409	33-1	35-98	.357	33-92	.359	12-16	.750	3-22	25-0.8	41	15	15	3	17	115-3.5



RYAN ANDERSON #44

JUNIOR | GUARD | 6-4 | 205 | SEATTLE, WASH. | RAINIER BEACH HS

2007-08 (SOPHOMORE)

Ryan Anderson became an integral part of the Husker lineup as a sophomore when he was one of only two players to start all 33 contests. Anderson, who started at the 4 spot for the second straight season despite standing just 6-4, scored 8.4 points per game and hit 42.2 percent from the field.

He became a more well-rounded player as his averages for rebounds (5.6 rpg), assists (1.7 apg) and steals (1.4 spg) all increased significantly over his rookie year.

Using his basketball savvy to navigate the paint on defense, Anderson ranked 18th in rebounding in the Big 12 Conference. In league-only games, Anderson also ranked 18th with 5.4 boards per game, while also ranking fourth in steals (1.75 spg) and 13th in 3-pointers per game (1.69).

Anderson scored a season-high 21 points with nine rebounds and four steals in a victory over nationally ranked Oregon and added 14 points with five rebounds, four assists and three steals in a four-point loss at nationally ranked Texas. He scored double figures 14 times, including 19 points on 8-of-9 shooting against Texas Tech.

Anderson showed his versatility by posting his first two career double-doubles, both against Missouri. He helped NU to its first league win with a road victory over the Tigers as he had 11 points and 10 rebounds, before coming with back 15 points and 11 rebounds in the rematch in Lincoln.

Anderson finished the year with seven rebounds in 11 games, three or more assists in nine games and at least two steals in 14 games.

A threat from nearly anywhere on the court, Anderson's 3-point shooting made him a difficult matchup. He hit a team-best 50 treys to become the only player in NU history to hit at least 48 3-pointers in each of his first two years. With 98 treys in two seasons, he owns the second-highest total by a sophomore in school history, trailing only Cary Cochran, who had 101 treys in his first two seasons.

In the classroom, Anderson earned Big 12 Commissioner's Fall Honor Roll accolades.

2006-07 (FRESHMAN)

Anderson made an immediate impact as a freshman by ranking second on the team with 10.1 points and 4.6 rebounds per game. Anderson's scoring average and 283 total

points ranked sixth and ninth, respectively, in the NU freshman record book. He was only the sixth freshman in NU history to average double-figure points. He also ranked in the freshman top 10 for field goals (103, eighth), rebounds (129, seventh), 3-pointers (48, second) and steals (25, eighth).

Anderson finished the season leading NU with 48 3-pointers. His 43.2 percent shooting from outside the arc was second on the team and seventh in NU history.

Anderson posted 29 points in a road loss to Hawaii. He just missed tying the NU freshman single-game scoring record of 30 points set by Tyronn Lue in 1997 as he drained a career-best seven 3-pointers. He set the NU single-game record by going 5-for-5 from beyond the arc at Rutgers.

Anderson just missed out on 20-point contests three other times, including a 19-point performance on 7-of-8 shooting to help NU to a 73-61 victory over No. 20 Creighton. Anderson averaged a team-best 15.8 points and 4.8 rebounds in five games against ranked teams. He hit 55.0 percent from the floor in those contests.

BEFORE NEBRASKA

Anderson lettered four years at powerhouse Rainier Beach High School, which won the state title and was ranked No. 1 in the nation during Anderson's freshman year. That team included future NBA guards Jamal Crawford and Nate Robinson.


Anderson helped Rainier Beach to a runner-up finish at state as a sophomore. He earned all-conference and all-city honors as a junior and senior, and added first-team all-state accolades as a senior when he averaged 19.4 points, nine rebounds and seven assists per game as the team placed fourth at state with a 23-7 record.

Anderson was named the MVP of the 2006 Northwest Shootout all-star game. He dominated the high school all-star event by scoring 39 points with 10 rebounds.

PERSONAL

The son of Carla and Paul Anderson, Ryan was born Dec. 19, 1987. He has four sisters, Taylor, Erin, Deborah and Kela, and a brother, Austin. Ryan is majoring in sociology at Nebraska. He chose NU over New Mexico State, Old Dominion and Washington.

Anderson is a tremendous musician in his spare time, as he sings and also plays six musical instruments (drums, bass, guitar, sax, piano and keyboards). He recently completed work for his first CD, on which he wrote and composed every song.



CAREER HIGHS

- Points:**
29 at Hawaii (12/22/06)
- Rebounds:**
11 two times (last 2/13/08)
- Field Goals:**
8 two times (last 2/9/08)
- Field-Goal Attempts:**
20 at Hawaii (12/22/06)
- Free Throws:**
8 two times (last 12/15/07)
- Free Throw Attempts:**
10 vs. Alabama A&M (12/17/07)
- 3-point Field Goals:**
7 at Hawaii (12/22/06)
- 3-point Field-Goal Attempts:**
13 at Hawaii (12/22/06)
- Assists:**
5 three times (last 2/23/08)
- Steals:**
4 three times (last 2/23/08)
- Blocks:**
1 five times (last 1/15/08)
- Minutes:**
44 vs. Missouri (2/13/08)



ANDERSON'S CAREER STATS

vs. All Opponents


Year	MP	G-GS	FG-FGA	Pct.	3FG-3FGA	Pct.	FT-FTA	Pct.	Rebounds O-D	Tot.-Avg.	F	A	TO	B	S	TP-Avg.
2006-07	707	28-25	103-219	.470	48-111	.432	29-39	.744	28-101	129-4.6	68	46	56	4	25	283-10.1
2007-08	980	33-33	98-232	.422	50-136	.368	32-40	.800	37-139	176-5.3	86	57	42	1	47	278-8.4
Total	1,687	61-58	201-451	.446	98-247	.397	61-79	.772	65-240	305-5.0	154	103	98	5	72	561-9.2

vs. Big 12 Opponents

Year	MP	G-GS	FG-FGA	Pct.	3FG-3FGA	Pct.	FT-FTA	Pct.	Rebounds O-D	Tot.-Avg.	F	A	TO	B	S	TP-Avg.
2006-07	335	15-13	43-105	.410	26-66	.394	9-14	.643	16-47	63-4.2	37	24	20	2	13	121-8.1
2007-08	516	16-16	46-119	.387	27-77	.351	13-20	.650	16-70	86-5.4	43	33	25	1	28	132-8.3
Total	851	31-29	89-224	.397	53-143	.371	22-34	.647	32-117	149-4.8	80	57	45	3	41	253-8.2

#32 CHRIS BALHAM

JUNIOR | FORWARD | 6-8 | 235 | KANSAS CITY, KAN. | SHAWNEE MISSION WEST HS



2007-08 (SOPHOMORE)

Chris Balham (pronounced bahl-um) nearly doubled his playing time from 2006-07 as he saw action in 32 games as a sophomore. He played an average of 7.8 minutes per contest (251 total) despite continuing knee problems that limited his practice time throughout the season.

After being a strong rebounder and defender early in the season, Balham started to become an effective option in the Husker offense late in the year. He made his most significant contribution in Nebraska's upset of No. 22 Texas A&M in College Station. Balham came off the bench to play 11 minutes, scoring a career-best 10 points with three rebounds. He perfectly executed several pick-and-roll plays leading to easy, uncontested baskets as he hit 5-of-7 field-goal attempts.

It was the second straight win for the Huskers over a ranked team. Balham played a hand in the previous victory as well by hitting both of his shots from the floor and scoring five points in 11 minutes in a win over No. 24 Kansas State three days earlier.

Balham's three highest-scoring games in league play all came on the road at Texas A&M, Kansas (six points) and Oklahoma State (six points). He also recorded his best rebounding games in league play away from Lincoln, posting eight boards at Kansas, five at Kansas State and five versus Missouri in the Big 12 Championship.

On the season, Balham hit 68.9 percent from the floor, connecting on 31-of-45 attempts with a large percentage of his baskets coming on dunks. He also hit 66.7 percent (18-of-27) from the line and averaged 1.5 rebounds per contest.

2006-07 (REDSHIRT FRESHMAN)

Balham made strides down the stretch of his redshirt freshman campaign after an illness at the beginning of the season derailed his early progress.

Balham suffered from weakness in his legs and spent three days in the hospital in November before returning to practice. Once he was cleared to participate, Balham slowly regained his physical presence on the court and finished the year playing in 26 contests. Balham competed for a total of 131 minutes, but the illness prevented him from playing extended minutes. He played more than eight minutes in a game only four times, including just once after Christmas.

Despite not seeing much court time,

Balham provided a solid foundation with his hard work and determination to improve. Balham hit 3-of-9 shots from the floor and 10 of his 22 rebounds came on the offensive end.

Balham's most important performance came on the road against Missouri when he pulled down two late offensive boards and hit 3-of-4 free throw attempts for a season-high three points to help the Huskers to a come-from-behind road victory. Balham also pulled down two rebounds on the offensive end while adding a steal and basket to help Nebraska sweep the Tigers with a win in Lincoln.


2005-06 (FRESHMAN)

Balham redshirted during his first season at Nebraska. He practiced with the team but did not compete during the regular season.

BEFORE NEBRASKA

A raw talent with great potential, Balham began playing basketball after coming to the United States from France before his freshman season in high school.

Balham played three seasons at Shawnee Mission West, finishing his career by guiding his team to the 2005 Class 6A state championship game. His team finished with a 15-10 record as he averaged 11 points, 11 rebounds and four blocked shots as a senior. Balham was named all-conference, all-county and honorable-mention all-state in 2005.




As a junior, Balham averaged 9.5 points, 8.5 rebounds and 3.0 blocks while helping the Vikings to an 11-10 record. Despite finishing one game above .500, West was the top defensive team in the state as it allowed only 41.9 points per game while holding opponents to just 38 percent shooting from the floor. Balham helped West rebound opponents by an average of seven boards per game.

PERSONAL

The son of Vella Ndebo and Likale Balham, Chris was born in Paris, France, on March 15, 1986. After growing up in France until high school, Balham is fluent reading and writing French. He has two sisters, Isabelle and Meg, and two brothers, Jojo and David. Chris is majoring in international studies and Spanish at Nebraska.

CAREER HIGHS

- Points:**
10 at Texas A&M (2/23/08)
- Rebounds:**
8 at Kansas (1/26/08)
- Field Goals:**
5 at Texas A&M (2/23/08)
- Field-Goal Attempts:**
7 at Texas A&M (2/23/08)
- Free Throws:**
4 vs. Savannah State (12/11/07)
- Free Throw Attempts:**
5 vs. Norfolk State (11/20/07)
- 3-point Field Goals:**
None
- 3-point Field-Goal Attempts:**
None
- Assists:**
2 vs. Savannah State (12/11/07)
- Steals:**
1 six times (last 3/1/08)
- Blocks:**
2 vs. Norfolk State (11/20/07)
- Minutes:**
20 at Kansas (1/26/08)



BALHAM'S CAREER STATS

vs. All Opponents

Year	MP	G-GS	FG-FGA	Pct.	3FG-3FGA	Pct.	FT-FTA	Pct.	Rebounds		F	A	TO	B	S	TP-Avg.	
										O-D	Tot.-Avg.						
2005-06		Redshirt															
2006-07	131	26-0	3-9	.333	0-0	.000	7-15	.467	10-12	22-0.8	19	1	6	4	3	13-0.5	
2007-08	251	32-0	31-45	.689	0-0	.000	18-27	.667	19-30	49-1.5	32	6	20	6	3	80-2.5	
Totals	382	58-0	34-54	.630	0-0	.000	25-42	.595	29-42	71-1.2	51	7	26	10	6	93-1.6	

vs. Big 12 Opponents

Year	MP	G-GS	FG-FGA	Pct.	3FG-3FGA	Pct.	FT-FTA	Pct.	Rebounds		F	A	TO	B	S	TP-Avg.	
										O-D	Tot.-Avg.						
2005-06		Redshirt															
2006-07	62	15-0	2-6	.333	0-0	.000	3-6	.500	6-5	11-0.7	9	0	4	2	3	7-0.5	
2007-08	144	16-0	16-24	.667	0-0	.000	8-12	.667	11-17	28-1.8	25	2	7	1	3	40-2.5	
Totals	206	31-0	18-30	.600	0-0	.000	11-18	.611	17-22	39-1.3	34	2	11	3	6	47-1.5	



ALEX CHAPMAN #31

REDSHIRT SOPHOMORE | FORWARD | 6-9 | 240 | CANBY, ORE. | CANBY HS | SHERIDAN [WYO.] COLLEGE

2007-08 (SOPHOMORE)

Alex Chapman sat out his first season in Lincoln as a redshirt and will see the first action of his Cornhusker career in 2008-09. He will have three years of eligibility remaining.

Chapman sat out last year after suffering a knee injury that required arthroscopic surgery in September 2007. While he rehabbed the injury, Chapman focused on his academic requirements before rejoining the Huskers full-time at the end of the first semester.


Chapman, who had another arthroscopic procedure on his knee in the fall of 2008, signed with the Huskers in 2006 before playing one season of junior college ball. He is the tallest eligible Husker on the 2008-09 roster and will provide significant minutes in the paint. He also has the ability to be a dominant presence when stepping outside the 3-point line, as Chapman is an athletic big man who will be another complementary player to the Huskers' guard-heavy lineup.

BEFORE NEBRASKA

A native of Canby, Ore., Chapman was the second player in as many years from the Pacific Northwest to sign with Nebraska, joining Seattle native Ryan Anderson. Chapman was the first player to give the Huskers a verbal commitment for the 2007 recruiting class, which many analysts placed in the top 25 in the country and near the top of the Big 12.

Chapman originally went to junior college out of high school after injury cut his senior season of high school short and limited his college options.

In 2006-07, Chapman played for Coach Joel Davidson at Sheridan College in Wyoming. Chapman was highly productive from the start as he posted 9.8 points and a team-high 6.6 rebounds per game as a freshman for the Generals. He was among the team leaders in 3-pointers (20) and field-goal percentage (46.4) while helping



Sheridan average 91.4 points per game before finishing with a 27-4 record.

During his shortened senior season, Chapman averaged 16 points and eight rebounds in 13 games for Canby and Coach Dane Walker. Despite the setback, Chapman ended his career on a positive note as he was selected to the all-league and honorable-mention all-state teams. As a junior, Chapman added 7.6 points per game while helping the team to a solid 22-6 record, including an impressive 15-1 mark in Pac-9 Conference action.

In the summer, Chapman played AAU basketball with the Portland Panthers under Coach Reggie Guyton Sr. Chapman helped

the Panthers to the Elite Eight of the Reebok Big Time in Las Vegas.

PERSONAL

Alex is the son of Ginny and Kenny Chapman, and was born on Aug. 28, 1987. He has one sister, Kelly, and one brother, Clint. His brother signed to play with Big 12 foe Texas where he is a sophomore this year. Alex is majoring in sociology at Nebraska.

Alex was recruited by Texas A&M, Pacific and Portland State before signing with the Cornhuskers.

QUOTING ALEX

ON WHY REDSHIRTING WAS A BENEFIT TO BOTH HIM AND THE TEAM...

"I'll be playing a lot more down in the post than I anticipated when I first came here, so it gave me a year to get stronger and learn to play the game faster. It was just a year to improve overall, and you get a chance to learn at a better pace."



COACH SADLER ON CHAPMAN

"If he's healthy, Alex can help us in many ways, especially shooting the ball. He will only get better with more playing time."

#15 ALONZO EDWARDS

REDSHIRT FRESHMAN | FORWARD | 6-7 | 230 | HOUSTON, TEXAS | KLEIN FOREST HS



2007-08 (FRESHMAN)

Alonzo Edwards sat out his first campaign in Lincoln as a redshirt and will make his career debut for the Cornhuskers in 2008-09.

Edwards brings impressive size, power and versatility when he steps out on the perimeter, but he will likely see a significant amount of time in the paint as the Huskers have just one returning player who stands taller than 6-8. While he will look to continue improving on the defensive end, Edwards could provide a solid offensive force for the Huskers with his knack for big plays around the basket.

BEFORE NEBRASKA

Edwards has prototypical size to play at power forward in the Big 12 Conference, but also possesses a deft touch and good range on the offensive end. Edwards, who can also be effective playing on the wing, was the first high school prospect to commit to Coach Doc Sadler's 2007 recruiting class, which was ranked by many major recruiting analysts as one of the top 25 classes in the country and among the best in the Big 12 Conference.

Edwards made solid contributions to his Klein Forest High School squad by leading the Golden Eagles to a 23-9 record as a senior. He also helped Coach Cary Black's team to district and regional championships. Edwards was named first-team all-state and all-conference, while earning All-America honors.

A solid finisher around the basket and an aggressive rebounder, Edwards averaged a double-double during his senior season in 2007 with 15 points and 10 rebounds per game, the second straight

season he posted a double-double over a whole season. As a junior he grabbed 18 points, 12 rebounds and three blocked shots per game while earning all-district accolades and leading Klein Forest to a 22-15 record.

Edwards' strong play during his high school career helped him earn a top-25 ranking within the state of Texas by several publications. Overall, he was ranked as high as No. 13 in the state by [texashoops.com](#), and he picked up a top-10 ranking in the city of Houston, one of two current Huskers ranked among the top players in the city (also Toney McCray) in 2007. Edwards earned a three-star ranking from [Rivals.com](#) and was ranked among the top 125 players nationally by [ESPN.com](#), including No. 18 at small forward.

Away from the hardwood, Edwards earned one varsity letter in football as a wide receiver and also lettered one year in track and field.

During the summer, Edwards played AAU ball for Houston Select and Coach David Salinas as well as with the Houston Knights. He scored a career high 44 points in a game against the So-Cal All-Stars.

PERSONAL

Alonzo is the son of Regina Edwards and Felix Potes, and was born on Sept. 11, 1988. He was also raised by his uncle, Kenneth Lathan, and he has one sister, Ariana, and one brother, Javier. Edwards is majoring in business administration at Nebraska.

Edwards was heavily recruited by several BCS conference schools, including Texas, Syracuse, USC, Boston College, Texas Tech, Texas A&M and Miami, before choosing to sign with the Huskers.

QUOTING ALONZO

ON HOW REDSHIRTING HELPED HIM PREPARE FOR THE DAILY GRIND...

"It's prepared me mentally. It made me look at more than just the physical part of the game because it's going to take a lot of mental focus each day to win in the Big 12. And it taught me that everything else will take care of itself if you go hard every play."



COACH SADLER ON EDWARDS

"Alonzo is a physical player, and is much more talented than he even realizes. This year, he will have to play and grow up quick."



SEK HENRY #5

JUNIOR | GUARD | 6-3 | 200 | LOS ANGELES, CALIF. | LYNWOOD HS | PATTERSON [N.C.] SCHOOL

CAREER HIGHS

Points:
20 vs. Houston (12/23/06)

Rebounds:
7 vs. Missouri (3/13/08)

Field Goals:
8 vs. Houston (12/23/06)

Field-Goal Attempts:
15 vs. Houston (12/23/06)

Free Throws:
5 vs. Creighton (11/18/06)

Free Throw Attempts:
8 vs. Missouri (2/13/08)

3-point Field Goals:
4 at Missouri (1/30/08)

3-point Field-Goal Attempts:
7 two times (last 1/30/08)

Assists:
6 vs. Lubbock Christian (11/21/06)

Steals:
3 four times (last 3/19/08)

Blocks:
1 nine times (last 3/19/08)

Minutes:
36 at Iowa State (1/10/07)

2007-08 (SOPHOMORE)

An athletic left-hander, Sek Henry continued to carve out his own spot in a guard-heavy Husker rotation. He saw action in all 33 contests, including 19 starts, while averaging 5.9 points, 3.5 rebounds and 1.5 assists per game.

Henry is the only player to see action in every Husker contest (64 games) since Coach Doc Sadler took over the program. His versatility has allowed him to play at the point, shooting guard and on the wing, and his continued improvement on defense has given Sadler a valuable tool to employ in his multiple defensive schemes.

Henry found his rhythm coming off the bench in eight straight games during the middle of Big 12 play. During that stretch, he averaged 8.8 points per game while hitting 43.9 percent (25-of-57) from the field, including 34.6 percent (9-of-26) from long range. Four of his five double-figure scoring contests came in that frame, the first times he reached double figures against a league opponent in his career.

Henry's offensive contributions were significant, especially on the road. He helped NU to a pair of road wins in league play, hitting 4-of-7 3-point attempts while scoring 14 points in a win at Missouri and knocking down a pair of late 3-pointers in a victory at nationally ranked Texas A&M.

Henry found better success against Big 12 opponents in his second year in league play. He hit 40.0 percent (38-of-95) from the field as a sophomore and added 6.8 points and 2.9 rebounds per game, nearly doubling his efforts in each category from his freshman campaign.

Off the court, Henry was named to the Big 12 Commissioner's Fall Honor Roll for his work in the classroom.

2006-07 (FRESHMAN)

The first player to sign with Coach Doc Sadler at Nebraska (August 2006), Henry started 15 of the first 16 games and made

18 starts overall while averaging 5.8 points, 2.0 rebounds and 1.7 assists per game. Henry had at least four assists in a game six times to finish third on the squad with 52 assists on the year.

By posting 11 points on 4-of-6 shooting against Alabama A&M, Henry started his hottest streak of the season by scoring in double figures in four of the final seven non-conference games. Henry scored 10 points in a comeback attempt against Hawaii in the second game of the Rainbow Classic before posting a career-high 20 points on 8-of-15 shooting against Houston.

Henry had his most accurate game against Savannah State as he was 7-of-7 from the field, including draining both 3-point attempts. He knocked down two free throws and had five assists without a turnover.

BEFORE NEBRASKA

Henry played the 2005-06 season at the Patterson School, helping the team to a 37-3 record under Coach Chris Chaney. Henry played alongside more than a dozen Division I scholarship signees at Patterson. Dave Telep of Scout.com ranked him No. 24 nationally among postgraduate players as Henry averaged 14 points and four assists per game, including a season-high 51 points in a contest.

Henry played at Lynwood High School, where averaged 24 points, six assists and five rebounds per game as a senior while earning All-CIF honors. He was ranked No. 3 among shooting guards from the West Coast by scout hoops.com and No. 77 nationally by hoopmasters.com. As a junior, he averaged 20.0 points and 5.0 assists.

Henry also played for Belmont Shores in the summer when he was named to the 2006 Top 30 All-Stars at the Fullcourt Press All-West Camp. Henry also played for the H-Squad under coach Rick Issac and led the team to the 2006 Rumble in the Bronx title. Following his senior season he averaged 20.8 points per game for the H-Squad.

PERSONAL

Sek is the son of Juanita and George Henry, and was born June 28, 1987. His given name is Seketoure (pronounced SEK-uh-tor-ee), and he has one brother, Saint.

Sek is majoring in sociology at Nebraska.

Henry signed with Arizona State for the 2005-06 season before attending the Patterson School. He was also recruited by UNLV, Washington, San Diego State and USC out of high school.



HENRY'S CAREER STATS

vs. All Opponents

Year	MP	G-GS	FG-FGA	Pct.	3FG-3FGA	Pct.	FT-FTA	Pct.	Rebounds		F	A	TO	B	S	TP-Avg.
									O-D	Tot.-Avg.						
2006-07	659	31-18	52-155	.400	17-67	.254	39-65	.600	18-43	61-2.0	54	52	52	5	23	180-5.8
2007-08	762	33-19	69-175	.394	20-73	.274	36-58	.621	24-90	114-3.5	63	49	51	4	29	194-5.9
Totals	1,421	64-37	121-330	.367	37-140	.264	75-123	.610	42-133	175-2.7	117	101	103	9	52	374-5.8

vs. Big 12 Opponents

Year	MP	G-GS	FG-FGA	Pct.	3FG-3FGA	Pct.	FT-FTA	Pct.	Rebounds		F	A	TO	B	S	TP-Avg.
									O-D	Tot.-Avg.						
2006-07	255	16-5	16-61	.262	6-27	.222	16-29	.552	6-18	24-1.5	23	15	21	2	7	54-3.4
2007-08	392	16-8	38-95	.400	13-42	.310	20-34	.588	14-33	47-2.9	30	20	21	2	12	109-6.8
Totals	647	32-13	54-156	.346	19-69	.275	36-63	.571	20-51	71-2.2	53	35	42	4	19	163-5.1

#1 ESHAUNTE JONES

FRESHMAN | GUARD | 6-4 | 180 | FORT WAYNE, IND. | NORTH SIDE HS | HARGRAVE MILITARY ACADEMY

BEFORE NEBRASKA

Eshaunte "Bear" Jones (pronounced E-shawn-tay) was a highly touted scoring guard who signed with Nebraska in June of 2008. He originally inked with Oregon State in the 2007 early signing period but then was released from his commitment following a coaching change, giving the Huskers a chance to sign one of the top playmakers in the prep school ranks last year.

The 6-4, 180-pound Jones attended Hargrave Military Academy (Va.) for one season following high school. He played only a

partial season because of injury but quickly made a name for himself. Jones averaged about 16 points and five rebounds per contest over the first 12 games of the 2007-08 season. His efforts helped Hargrave to a 12-0 start before the team continued on to an undefeated season with a 29-0 record, including winning the National Prep Invitational title.

Jones joined the Hargrave squad after a stellar high school career at Fort Wayne (Ind.) North Side High School. He is the first player to sign with Nebraska from the state of Indiana since Brennon Clemmons before the 2001-02 season.

The Cornhuskers have traditionally had good luck with players from the Hoosier state. Six of Nebraska's 24 1,000-point scorers have come from Indiana, including Carl McPipe (Hammond), Tom Baack (Fort Wayne), Jack Moore (Muncie), Brian Carr (Muncie), Brian Banks (Hammond) and Herschell Turner (Indianapolis).

During his senior year, Jones averaged 28 points per game for North Side while adding six rebounds, five assists

and three steals per contest. His scoring average ranked third in the state and helped him earn a spot on the prestigious Indiana All-Stars team as one of the top 12 players in the state. A year earlier he had earned a spot on the Indiana Junior All-Stars squad.

A three-time, first-team all-conference selection, Jones finished his career as the school's all-time scoring leader with 1,759 points. He was named the area player of the year by the Fort Wayne News Sentinel and the Journal Gazette and was a McDonald's All-America nominee as a senior.

In addition to his high school honors, Jones was ranked as the No. 31 shooting guard in the country by Rivals.com and was a four-star recruit by both Rivals.com and Scout.com. Entering his prep school season, Jones was No. 10 on the fifth-year seniors listing by HoopScoopMagazine.com.

PERSONAL

Eshaunte is the son of Tornette Jones, and was born on March 9, 1988. He has two brothers, Juwan and Devin, and a sister, LaKia.

Jones chose to sign with the Cornhuskers after being recruited by a number of BCS schools including Kentucky, Cincinnati, West Virginia and Memphis.



QUOTING ESHAUNTE

ON WHAT DREW HIM TO JOIN THE NEBRASKA PROGRAM...

"Coach Sadler. He works so hard and he just said that he's going to get me to play to the best of my ability. That's what I wanted. I wanted to play for a coach who will push me to be as good as I can be every day. He was the one coach who stood out for that."



COACH SADLER ON JONES

"Eshaunte can score and he really understands the different speeds of the game. He also has a high basketball IQ."



NICK KRENK #2

SENIOR | GUARD | 6-0 | 185 | NEBRASKA CITY, NEB. | NEBRASKA CITY HS

CAREER HIGHS

- Points:**
3 two times (last 12/22/07)
- Rebounds:**
1 four times (last 3/19/08)
- Field Goals:**
1 three times (last 12/22/07)
- Field-Goal Attempts:**
2 vs. Norfolk State (11/20/07)
- Free Throws:**
None
- Free Throw Attempts:**
None
- 3-point Field Goals:**
1 two times (last 12/22/07)
- 3-point Field-Goal Attempts:**
1 five times (last 3/9/08)
- Assists:**
2 vs. Savannah State (12/11/07)
- Steals:**
1 four times (last 12/11/07)
- Blocks:**
None
- Minutes:**
7 three times (last 12/29/07)

2007-08 (JUNIOR)

Nick Krenk continued in his role as a backup point guard and provided a valuable service with his strong play on the scout team during Coach Doc Sadler's intense practices. Krenk's work ethic and energy off the bench helped him get into 10 contests on the season, including three during Big 12 Conference play and one in the National Invitation Tournament (NIT).

On the year, Krenk averaged 0.8 points and 0.4 rebounds per game. He nailed his first career 3-pointer against IPFW and added another against North Carolina Central while draining a basket against Norfolk State. He also had a career-high two assists and a steal against Savannah State while playing at least six minutes in four non-league contests.

For his effort in the classroom, Krenk was a member of the fall and spring Big 12 Commissioner's Honor Roll. He was also one of three Huskers to be named to the NABC Honors Court following the academic year.

Krenk went on to play in nine contests on the season and earned a varsity letter after making the travel squad for every Big 12 road contest. Overall, he played 34 minutes on the season and hoisted two shot attempts – both three-point tries – while adding steals against UNO, Arkansas-Pine Bluff and Alabama A&M. He posted his only assist of the year against Savannah State, and saw action in two league contests (Colorado at home and at Kansas).

Krenk earned all-conference accolades and honorable-mention all-state honors as a senior when he was named the team's player of the year after averaging 15 points, five rebounds and two assists per game. He also shot an impressive 43 percent from 3-point range.

Off the court, Krenk lettered twice in football and was a star in the classroom as he earned a 4.0 grade-point average during high school and was valedictorian of his class. Krenk was also selected for the National Honor Society.

BEFORE NEBRASKA

Krenk had a solid high school career while lettering three times at Nebraska City High School for Coach Greg Lamberty.


PERSONAL

Nick is the son of Judy and Mitch Krenk, and was born March 9, 1986. Nick has one brother, Trevor, and is majoring in economics and psychology at Nebraska. Mitch Krenk played football for the Huskers, lettering as a tight end from 1978 to 1982, and went on to earn a spot as a free agent signee with the Chicago Bears. Mitch was with the Bears for the 1984 season, playing in eight games, and was on injured reserve in 1985 when Chicago won the Super Bowl.

2006-07 (SOPHOMORE)

Krenk did not play organized basketball during his first two years on campus. After serving as a marketing student assistant in the athletic department for a year, he joined the Nebraska basketball

team as a manager for the 2006-07 campaign. After injuries depleted the team in the first month of practice, Krenk was asked to participate as a walk-on to add depth at point guard. Just one day after his first official practice as a player, Krenk played in the Huskers' season-opening contest against Nebraska-Omaha, logging a season-high 13 minutes.



KRENK'S CAREER STATS

vs. All Opponents

Year	MP	G-GS	FG-FGA	Pct.	3FG-3FGA	Pct.	FT-FTA	Pct.	Rebounds		F	A	TO	B	S	TP-Avg.
									O-D	Tot.-Avg.						
2006-07	34	9-0	0-1	.000	0-2	.000	0-0	.000	0-0	0-0.0	3	1	4	0	3	0-0.0
2007-08	39	10-0	3-7	.429	2-5	.000	0-0	.000	1-3	4-0.4	0	3	5	0	1	8-0.8
Totals	73	19-0	3-8	.375	2-7	.286	0-0	.000	1-3	4-0.2	3	4	9	0	4	8-0.4

vs. Big 12 Opponents

Year	MP	G-GS	FG-FGA	Pct.	3FG-3FGA	Pct.	FT-FTA	Pct.	Rebounds		F	A	TO	B	S	TP-Avg.
									O-D	Tot.-Avg.						
2006-07	4	2-0	0-0	.000	0-0	.000	0-0	.000	0-0	0-0.0	0	0	0	0	0	0-0.0
2007-08	5	3-0	0-1	.000	0-1	.000	0-0	.000	0-0	0-0.0	0	0	2	0	0	0-0.0
Totals	9	5-0	0-1	.000	0-1	.000	0-0	.000	0-0	0-0.0	0	0	2	0	0	0-0.0

#30 TONEY McCRAY

REDSHIRT FRESHMAN | GUARD | 6-6 | 205 | MISSOURI CITY, TEXAS | FORT BEND ELKINS HS

2007-08 (FRESHMAN)

Toney McCray sat out his initial season in Lincoln as a redshirt and will see his first career action for the Cornhuskers in 2008-09.

McCray added more than 15 pounds to his long, wiry frame during his redshirt season. During Coach Doc Sadler's intense practice sessions, McCray showed a knack

for being able to get into the lane and score around the basket. With continued improvement, he could become a force for the Huskers on both ends of the court. A talented wing player with a smooth game, McCray has great range to the 3-point line and beyond, giving the Huskers another effective long-range shooter.

BEFORE NEBRASKA

McCray came on strong during his senior season and was a fast-rising prospect before becoming the Huskers' final signee in the 2007 spring semester.

McCray came to Nebraska from Fort Bend Elkins High School where he averaged 16 points, six rebounds and 2.5 assists per game in 2006-07. He hit 50 percent from the floor and 75 percent from the free throw line according to his head coach, Albert Thomas.

McCray helped Elkins to a 31-5 record as a senior and a No. 5 ranking in the state. Elkins won the district title and reached the third round (regional quarterfinals) of the state tournament.

Following his senior season, McCray was named the Most Valuable Player in the district, one of three players from Elkins to earn first-team all-district accolades in 2006-07. McCray also earned all-region honors from the Texas Association of Basketball Coaches and was named to the all-tournament team at the Spring Creek Classic in Arlington, Texas. McCray put on a display with his athleticism during an all-star event as a senior when he earned the Best Dunker title at several events.


The strong senior season helped McCray earn a ranking among the top 20 recruits in the state according to texashoops.com. He was also one of two Husker recruits, along with Alonzo Edwards, to be ranked among the top 10 players in the city of Houston, making Nebraska the first school outside of the state of Texas in at least five years to sign two of the top 10 players in Houston.

McCray did not play basketball during his junior season as he was held out while undergoing examinations for a medical condition. The testing was necessary as his older brother, Jason, died from a heart attack in 1998 at age 19 while playing basketball.

PERSONAL

Toney is the son of Valda and Tony McCray, and was born on April 13, 1989. He has one sister, Danielle. McCray's cousin is former Nebraska quarterback Steve Taylor.



Because of missing his junior season, McCray was not heavily recruited until late in his senior campaign. He then saw heavy late interest from several major programs including Georgia, UConn, Washington State and Baylor before choosing to sign with Coach Sadler and the Huskers.



QUOTING TONEY

ON IF HE SAW THE ADVANTAGE OF REDSHIRTING FROM DAY ONE...

"I definitely see the benefit of it now, especially the conditioning part of it. I got stronger, better conditioned and we did a lot of extra work to know what to expect in games and even picked up how things work on the road. It just helped me be more prepared."



COACH SADLER ON MCCRAY

"Toney might be the most talented kid on the team, and will get better when he understands the day-in and day-out grind."



COOKIE MILLER #24

SOPHOMORE | GUARD | 5-7 | 165 | CHARLESTON, W.VA. | CAPITAL HS | HARMONY COMMUNITY [OHIO] SCHOOL

CAREER HIGHS

- Points:**
19 at Creighton (11/24/07)
- Rebounds:**
5 at Western Kentucky (12/5/07)
- Field Goals:**
7 at Creighton (11/24/07)
- Field-Goal Attempts:**
14 at Iowa State (2/13/08)
- Free Throws:**
6 at Kansas State (2/6/08)
- Free Throw Attempts:**
8 at Kansas State (2/6/08)
- 3-point Field Goals:**
4 at Colorado (1/15/08)
- 3-point Field-Goal Attempts:**
8 at Colorado (1/15/08)
- Assists:**
10 vs. Alcorn State (last 12/29/07)
- Steals:**
5 four times (last 2/20/08)
- Blocks:**
1 at Kansas (1/26/08)
- Minutes:**
40 vs. Missouri (2/13/08)

2007-08 (FRESHMAN)

The only true freshman to play for NU in 2007-08, Cookie Miller made an immediate impact with his strong ball-handling, incredible floor vision, blazing speed and ability to run Coach Doc Sadler's offense.

Miller averaged 6.1 points per game to go with 2.1 rebounds, 3.6 assists and 1.93 steals per game. Miller played in 30 games, missing three contests because of a late-season shoulder injury suffered at Texas A&M, but still averaged 26.6 minutes per game, the third-highest mark on the team. Miller led the squad in scoring twice and was the top assist man in 17 games while leading the team in steals 11 times.

Despite his significant height disadvantage against many defenders, Miller never showed hesitation taking the ball to the basket. With an aggressive offensive game, he hit 47.3 percent inside the arc and continually got to the line where he hit 67.8 percent.

Miller was the team's second-leading scorer on the road, as he averaged 10.1 points per game away from home while posting just 4.6 points per contest in the Devaney Center. He posted four of his five double-figure scoring efforts on the road, including a career-high 19 points on 7-of-13 shooting at Creighton. He also scored 18 points at Colorado, 14 at Kansas State and 10 at home against Texas Tech.

Running the Husker offense, Miller posted the second-highest assist total for an NU freshman with 109, trailing only current NBA point guard Tyronn Lue (144). Miller ranked sixth in the league in assists per game (3.63; 5th in Big 12-only games, 3.54) and was the only freshman to rank in the top 10 in the league in assist-to-turnover ratio (1.70). He posted a career-high 10 assists against Alcorn State to become only the fourth Husker in the Big 12 era to record double-figure assists in a contest. He came back to add nine more in the next game against Maryland Eastern Shore and finished

the year with seven games of five or more assists.

Miller's quickness and ability to recover defensively helped him rank among the Big 12 Conference leaders in steals as a rookie. He ranks second among returning Big 12 players in 2008-09 after finishing with 1.93 steals per game to rank fourth in the league and first among freshmen. Miller also led the Big 12 with 2.0 steals per game (26 in 13 games) in conference-only games.

He had the second-highest steals total in the Nebraska freshman record book, posting 58 steals, ranking behind only NU career leader Cookie Belcher, who had 87 steals as a rookie. Miller had at least one steal in 27 of 30 games, and had multiple steals in 15 games with four games of five steals apiece.

BEFORE NEBRASKA

Miller came to Lincoln with strong credentials after a stellar prep career in his native state of West Virginia and then at Harmony Community School in Ohio. During the 2006-07 season, Miller averaged 18.1 points, 8.4 assists and 2.3 steals per game for Harmony Community and Coach Mark Metzka. Miller helped Harmony to a No. 5 national prep school ranking.

A year earlier, Miller averaged 17 points and nearly 12 assists per

contest under Coach Rodney Crawford. He added a school-record 22 assists in a game for Harmony, and was ranked as the No. 12 player in the state of Ohio by Rivals.com.

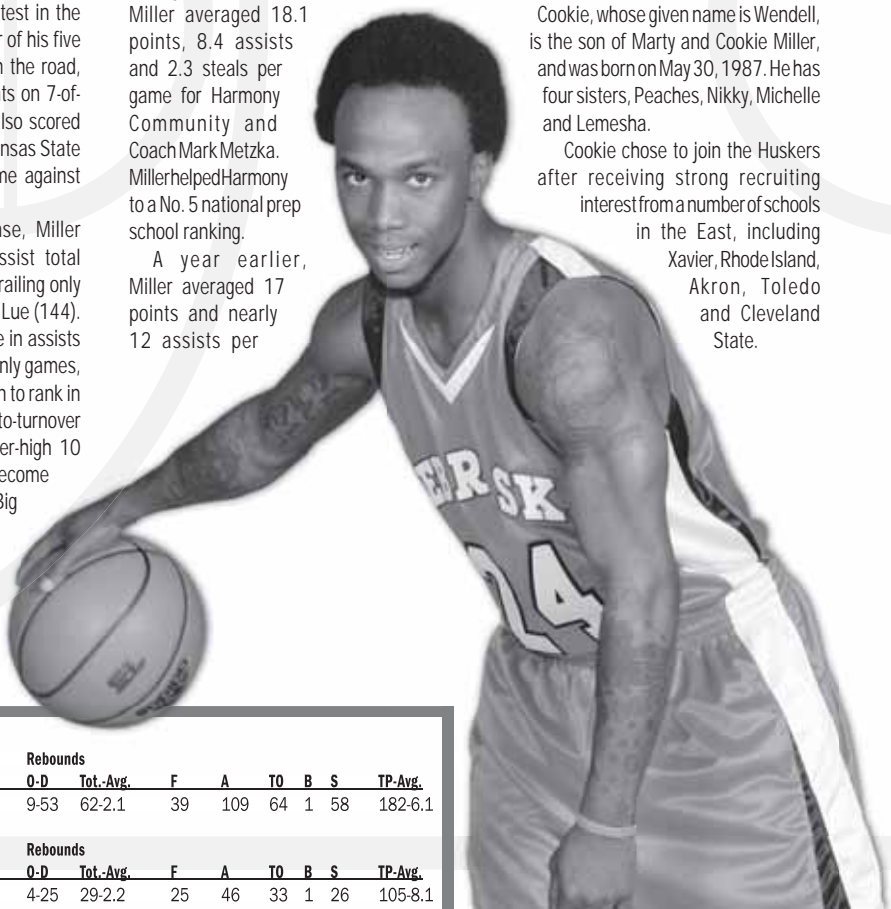
At Capital High School in Charleston, W.Va., Miller led coach Carl Clark's team to a 21-5 record and a state semifinal berth in 2005. Miller earned state player-of-the-year honors and was named captain of the all-state squad, his third selection to the all-state first team. Miller finished as the school's career leader with more than 1,500 points.

During the summer, Miller also played AAU ball at the highest levels as he was a member of the D-1 Greyhounds based out of Cincinnati. Among his teammates with the Greyhounds were top-10 national recruits O.J. Mayo (played at USC) and Bill Walker (played at Kansas State). At the 2006 ABCD Camp, Miller was ninth among campers in assists per game (3.1 against 1.6 turnovers), and fourth with 1.7 steals and 3.0 rebounds per game.

PERSONAL

Cookie, whose given name is Wendell, is the son of Marty and Cookie Miller, and was born on May 30, 1987. He has four sisters, Peaches, Nikky, Michelle and Lemesha.

Cookie chose to join the Huskers after receiving strong recruiting interest from a number of schools in the East, including Xavier, Rhode Island, Akron, Toledo and Cleveland State.



MILLER'S CAREER STATS

vs. All Opponents										Rebounds						
Year	MP	G-GS	FG-FGA	Pct.	3FG-3FGA	Pct.	FT-FTA	Pct.	O-D	Tot.-Avg.	F	A	TO	B	S	TP-Avg.
2007-08	798	30-24	63-164	.384	16-65	.246	40-59	.678	9-53	62-2.1	39	109	64	1	58	182-6.1

vs. Big 12 Opponents										Rebounds						
Year	MP	G-GS	FG-FGA	Pct.	3FG-3FGA	Pct.	FT-FTA	Pct.	O-D	Tot.-Avg.	F	A	TO	B	S	TP-Avg.
2007-08	415	13-12	33-93	.355	11-43	.256	28-39	.718	4-25	29-2.2	25	46	33	1	26	105-8.1

#35 BEN NELSON

JUNIOR | FORWARD | 6-8 | 230 | ATWATER, MINN. | ATWATER-COSMOS-GROVE CITY HS



2007-08 (SOPHOMORE)

Ben Nelson continued his development in the Husker program as he saw action in nine contests as a backup in the post behind all-league center Aleks Maric. Nelson averaged 0.9 points and 0.4 rebounds per game while hitting 3-of-7 shots from the floor and 2-of-3 from the free throw line.

Nelson competed in six non-conference games but did not see action during Big 12 play until getting two minutes off the bench in the regular-season finale against Colorado. Nelson hit his only shot from the field against the Buffs and added a rebound. He came back to see three minutes of action over two games in the National Invitation Tournament (NIT).

In the best performance of his career, Nelson hit both of his field-goal attempts and 2-of-3 at the line to score six points while adding a rebound against Savannah State. He added a career-high eight minutes of action against North Carolina Central just over a week later.

In the classroom, Nelson was named to the Big 12 Commissioner's Fall Honor Roll.

2006-07 (FRESHMAN)

Nelson joined the Husker program as a walk-on following open tryouts during the first semester before official practices began. Despite the late start, he contributed to the Huskers' improvement throughout the season by serving primarily as a practice player.

He did appear in three contests for a total of nine minutes. All three of Nelson's appearances came during Big 12 Conference action, including two road contests. He was one of two new walk-ons (also Nick Krenk) to earn a varsity letter after making the travel squad for every league contest.

Nelson's most extensive action came with five minutes against Oklahoma. He also logged three minutes at nationally ranked Kansas and had one minute at home vs. Colorado when he recorded his only shot attempt.

BEFORE NEBRASKA

Nelson did not compete in basketball in his first season on the Lincoln campus, and instead concentrated his athletic interests on Nebraska's club rugby team. Nelson was named to the All-Big 12 team for his efforts on the field at the lock/jumper position.

Nelson lettered twice in basketball for Atwater-Cosmos-Grove City High School and Coach Terry Miller. He earned all-league

honors as a senior when he led the team with 6.0 rebounds and 2.4 blocks per game while hitting 67 percent from the field. He produced 7.3 points per game, and set the school single-game (9) and single-season (60) records for blocked shots. He posted career highs of 19 points and 15 rebounds.

A two-year letterwinner on the basketball court, Nelson also earned a pair of varsity letters in track and field. In the classroom, he was a National Honor Society member and an 'A' Honor Roll student.

PERSONAL

Ben is the son of Dawn and Virgil Nelson, and was born Oct. 5, 1986. He has one brother, Dan. Ben is majoring in mechanized systems management at Nebraska.



CAREER HIGHS

- Points:**
6 vs. Savannah State (12/11/07)
- Rebounds:**
1 four times (last 3/9/08)
- Field Goals:**
2 vs. Savannah State (12/11/07)
- Field-Goal Attempts:**
2 two times (last 12/22/07)
- Free Throws:**
2 vs. Savannah State (12/11/07)
- Free Throw Attempts:**
3 vs. Savannah State (12/11/07)
- 3-point Field Goals:**
None
- 3-point Field-Goal Attempts:**
None
- Assists:**
1 vs. Alcorn State (12/29/07)
- Steals:**
None
- Blocks:**
1 vs. Norfolk State (11/20/07)
- Minutes:**
8 vs. N.C. Central (12/22/07)



NELSON'S CAREER STATS

vs. All Opponents

Year	MP	G-GS	FG-FGA	Pct.	3FG-3FGA	Pct.	FT-FTA	Pct.	Rebounds		F	A	TO	B	S	TP-Avg.
									O-D	Tot.-Avg.						
2006-07	9	3-0	0-1	.000	0-0	.000	0-0	.000	0-0	0-0	1	0	2	0	0	0-0-0
2007-08	31	9-0	3-7	.429	0-0	.000	2-3	.667	2-2	4-0-4	1	1	1	1	0	8-0-9
Totals	40	12-0	3-8	.375	0-0	.000	2-3	.667	2-2	4-0-3	2	1	3	1	0	8-0-8

vs. Big 12 Opponents

Year	MP	G-GS	FG-FGA	Pct.	3FG-3FGA	Pct.	FT-FTA	Pct.	Rebounds		F	A	TO	B	S	TP-Avg.
									O-D	Tot.-Avg.						
2006-07	9	3-0	0-1	.000	0-0	.000	0-0	.000	0-0	0-0-0	1	0	2	0	0	0-0-0
2007-08	3	1-0	1-1	1.000	0-0	.000	0-0	.000	1-0	1-1-0	0	0	0	0	0	2-2-0
Totals	12	4-0	1-2	.500	0-0	.000	0-0	.000	1-0	1-0-3	1	0	2	0	0	2-0-5



CHRISTOPHER NIEMANN #14

FRESHMAN | CENTER | 6-11 | 265 | KÜHLUNGSBORN, GERMANY | URSPRINGSCHULE

BEFORE NEBRASKA

Christopher Niemann signed with the Cornhuskers in November of 2007 and is one of two scholarship newcomers for the 2008-09 campaign. Although he came to Nebraska as a true freshman, an NCAA ruling regarding his eligibility will not allow him to participate during games this season. He will practice all year and begin competition in the

2009-10 season, when he will have three years of eligibility remaining.

When Niemann hits the floor for the Huskers, he will add significant depth and talent in the front court.

A 6-11, 265-pounder, Niemann has put on nearly 30 pounds since signing with the Huskers. He has tremendous size and a good feel on the offensive end, leading Coach Doc Sadler to note comparisons between Niemann and former Husker all-conference

center Aleks Maric, who was the same size as a senior as Niemann is as a freshman. Maric ended his career ranked fifth in school history in scoring and second in rebounds.

Niemann is a native of Kühlungsborn, Germany. He is the second international player recruited by Sadler in the past two years and will be the fourth foreign-born player to compete for Sadler during his time in Lincoln.

Niemann played last year with Urspringschule Schelkingen where he made solid contributions as he hit nearly 50 percent from the field and averaged about five points and five rebounds per game. He helped the team to a 16-16 record in the 2007-08 season.

A year earlier, Niemann helped Urspringschule win the under 19 national championship. During the regular season, Niemann averaged 9.8 points per game, but caught fire in the playoffs, helping the team with 14.8 points and 8.0 rebounds per contest while advancing to the championship. When Niemann found his offensive rhythm, he helped the squad to an 11-1 record as the earned its second straight title.

PERSONAL

Christopher is the son of Katrin Niemann, and was born on Dec. 9, 1988.



QUOTING CHRISTOPHER

ON WHAT HE LIKES THE MOST ABOUT THE NEBRASKA COACHES...

"Doc is a really cool guy off the court. On the court, he knows what he wants. A coach has to be like that. Doc will coach you and has to push you, but he also has to get the individuals to work together as a team and I think that's what he can do."



COACH SADLER ON NIEMANN

"Chris has chance to be really good. He has already shown a very high work ethic and is mentally tough."

#3 BRANDON RICHARDSON

REDSHIRT FRESHMAN | GUARD | 6-0 | 190 | LOS ANGELES, CALIF. | HAWTHORNE HS

2007-08 (FRESHMAN)

An athletic guard who can play both at the point and as a scoring guard, Brandon Richardson was one of four Huskers to redshirt during his first season in Lincoln and will look for his first career action for the Cornhuskers in 2008-09.

Richardson gained more than 20 pounds of muscle during his redshirt season while learning the Husker offensive and defensive schemes. Richardson also proved his worth in practice as he showed off a strong shooting touch that could make him one of the team's best 3-point shooters this season.

Richardson was one of three high school players to sign in Coach Doc Sadler's first fall recruiting class, along with Alonzo Edwards and Cookie Miller. Richardson brings solid size to the point guard position and has shown an ability to provide a comfortable flow to the game while involving his teammates. When looking to score, Richardson has the ability to put the ball on the floor or pull up from outside the arc, providing a solid scoring threat at the point.

selection after leading his squad to the playoffs as a senior. In the first round of the state playoffs, Richardson scored a career-high 38 points and came back to add 31 points in the second round.

Richardson scored at least 20 points in 13 of 28 games as a senior. He averaged 20.4 points and 7.0 rebounds per game in 2006-07 while topping the 2,000-point scoring plateau. Richardson was an immediate contributor for Hawthorne beginning in his freshman year, and exploded onto the scene as a junior when he posted 22.5 points, 5.5 rebounds, 3.7 assists and 3.0 steals per game. He helped Hawthorne to a 19-10 overall record as a junior, including a perfect 10-0 mark in league action. It was the first time in school history that the team went undefeated in league play and the first conference title since 1991.

PERSONAL

Brandon is the son of Denise and Gentry Richardson, and was born on Dec. 31, 1988. He has one brother, Trey.

He was heavily recruited by several West Coast schools, including drawing offers from Pacific, Cal State Fullerton, Utah and Idaho among others. He was the first Californian to sign with the Huskers out of high school

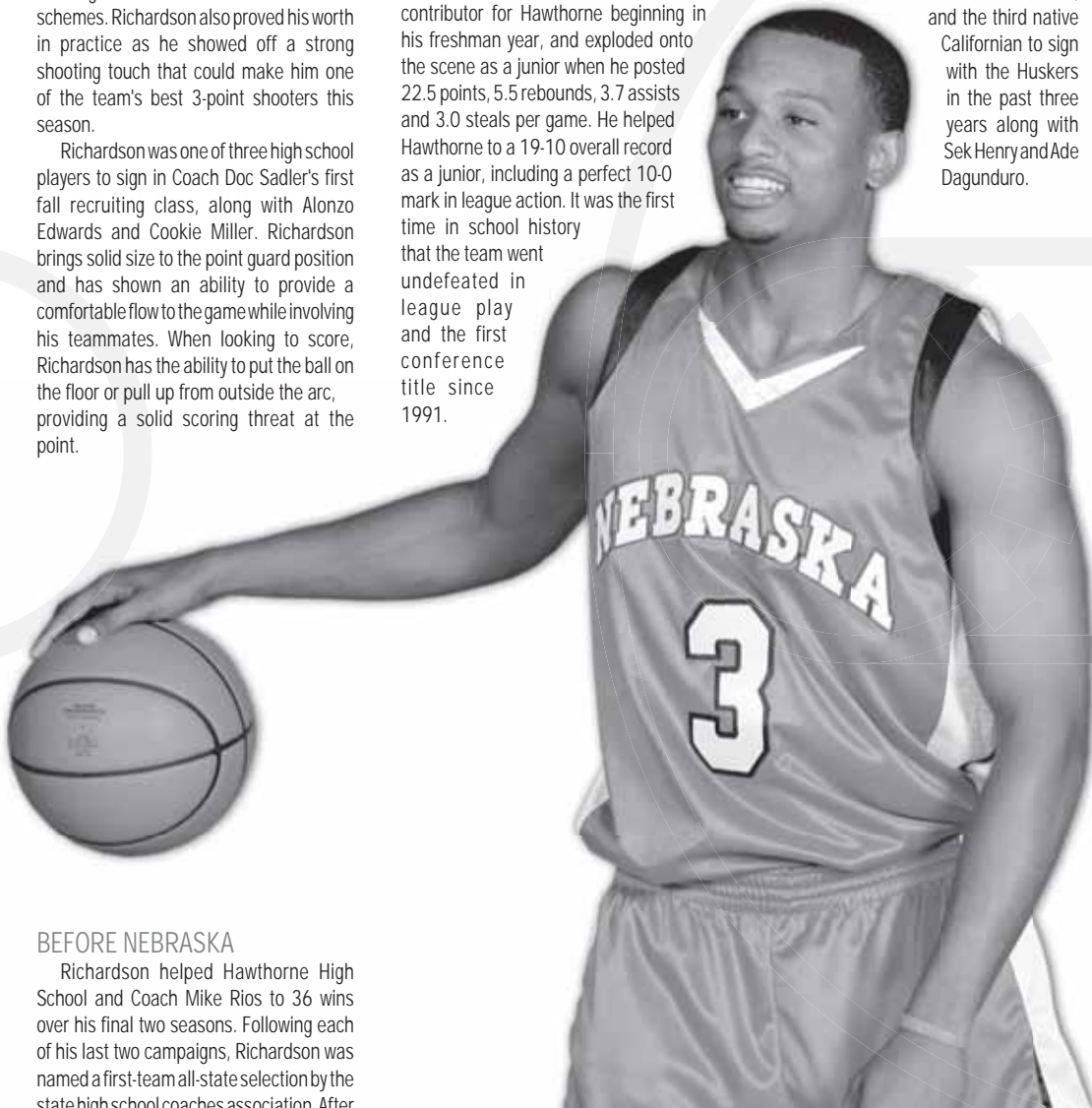
under Coach Doc Sadler, and the third native Californian to sign with the Huskers in the past three years along with Sek Henry and Ade Dagunduro.



QUOTING BRANDON

ON THE BENEFITS OF REDSHIRTING HIS FIRST YEAR IN THE PROGRAM...

"I have more confidence now. I was able to get bigger physically, but mentally is where it really helped, seeing how much Doc expects from you in practice and games. Redshirting was a big plus for me because now I know exactly how to prepare."



BEFORE NEBRASKA

Richardson helped Hawthorne High School and Coach Mike Rios to 36 wins over his final two seasons. Following each of his last two campaigns, Richardson was named a first-team all-state selection by the state high school coaches association. After his senior season, Richardson also earned Nike All-America honors.

A three-year starter, Richardson garnered all-conference accolades four times in his career, including earning first-team honors each of his last three seasons. Richardson was also named the league's Most Valuable Player, and was an all-area and All-California Interscholastic Federation (CIF) first-team

COACH SADLER ON RICHARDSON

"Brandon may be the mentally toughest player that I've ever coached. He is versatile and can help us in many ways."

COLE SALOMON #43

JUNIOR | GUARD | 6-4 | 220 | OMAHA, NEB. | MILLARD NORTH HS | NEBRASKA-KEARNEY



CAREER HIGHS

- Points:**
5 vs. Savannah State (12/11/07)
- Rebounds:**
2 three times (last 2/27/08)
- Field Goals:**
2 vs. Savannah State (12/11/07)
- Field-Goal Attempts:**
4 vs. Savannah State (12/11/07)
- Free Throws:**
None
- Free Throw Attempts:**
None
- 3-point Field Goals:**
1 two times (last 1/12/08)
- 3-point Field-Goal Attempts:**
2 vs. Savannah State (12/11/07)
- Assists:**
2 at Kansas (1/12/08)
- Steals:**
None
- Blocks:**
2 vs. Colorado (3/9/08)
- Minutes:**
14 vs. Colorado (3/9/08)

2007-08 (REDSHIRT SOPHOMORE)

Cole Salomon provided Coach Doc Sadler and the Huskers energy and enthusiasm off the bench as he made appearances in 20 contests in his first season of Division I action. Salomon averaged just 0.5 points and 0.5 rebounds per game as he adjusted to the speed and physical play in the Big 12 Conference.

After playing in just six non-conference games, Salomon saw action in 11 regular-season league games. Down the stretch, 53 of his 82 minutes on the year came during the crucial Big 12 Conference season.

Salomon, who gave the Huskers added size on the wing, came on to play a career-high 14 minutes of action against Colorado in the regular-season finale when he collected a rebound and two blocked shots against the Buffs. His only points in league action came in the Big 12 opener against eventual national champion Kansas, when he drained his only 3-pointer in league play and added a career-high two assists against the Jayhawks. He also had two rebounds and an assist in nine minutes during a significant win over Oklahoma at home, the third straight victory for the Huskers after defeating a pair of ranked teams in consecutive games.

Salomon scored a career-high five points against Savannah State on 2-of-4 shooting while adding a block and two rebounds. He added two rebounds and scored his only other basket before league play against North Carolina Central.

For his efforts in the classroom, Salomon was named to the Big 12 Commissioner's Honor Roll in the fall and spring. He was

also one of three Huskers named to the NABC Honors Court following the academic year.

2006-07 (SOPHOMORE)

Salomon sat out under NCAA transfer guidelines and redshirted during his first season at Nebraska.

BEFORE NEBRASKA

Salomon played one season of collegiate basketball at in-state Division II power Nebraska-Kearney for Coach Tom Kropp. UNK ran to a 23-8 record during Salomon's lone season with the Lopers, when he averaged 1.9 points and 1.1 rebounds over 24 contests. Salomon hit 51.2 percent (21-of-41) from the floor while averaging nearly seven minutes per game as a true freshman.

Before joining the Lopers, Salomon garnered great recognition on the court while playing for Millard North High School in Omaha. He was a second-team all-metro selection as a senior and earned honorable-mention all-state accolades three straight seasons.

Playing for Coach Chip Bahe, Salomon averaged 16.5 points, 7.7 rebounds and 2.3 blocks per game as a senior while helping North to a 16-5

for the track team in high school.

During the summer season, Salomon played on the Nebraska Bison-Runza AAU squad for Coach Bob Hopp. Salomon helped the team to a top-16 finish at the Vegas Big Time Tournament in 2004 while averaging nine points and four rebounds per game.

PERSONAL

Cole is the son of Jill and Bret Salomon, and was born on July 19, 1986. He has one sister, Brooke. He is majoring in accounting at Nebraska.



record. As a junior he averaged 13.5 points, 6.0 rebounds and 2.3 blocks per contest. At the end of his distinguished career, Salomon was the all-time leader in points, rebounds and blocks at Millard North. An all-around solid athlete, Salomon also competed

SALOMON'S CAREER STATS

vs. All Opponents											
Year	MP	G-GS	FG-FGA	Pct.	3FG-3FGA	Pct.	FT-FTA	Pct.	O-D	Tot.-Avg.	TP-Avg.
2006-07		Redshirt									
2007-08	82	20-0	4-11	.364	2-6	.333	0-0	.000	1-8	9-0.5	11 4 7 3 0

vs. Big 12 Opponents											
Year	MP	G-GS	FG-FGA	Pct.	3FG-3FGA	Pct.	FT-FTA	Pct.	O-D	Tot.-Avg.	TP-Avg.
2006-07		Redshirt									
2007-08	53	11-0	1-3	.333	1-2	.500	0-0	.000	0-4	4-0.4	6 3 4 2 0

#34 ANDREW WICKLUND

SOPHOMORE | GUARD | 6-5 | 170 | COLORADO SPRINGS, COLO. | RAMPART HS



2007-08 (REDSHIRT FRESHMAN)

Andrew Wicklund primarily worked on the scout team for the Huskers in practice, but saw action in eight games on the season, including six in non-conference play.

The lanky guard averaged 3.0 minutes per game and hit 2-of-5 shots from the floor while adding three rebounds, an assist and a steal during his first season of play. Wicklund posted four points on the year, collecting baskets on his only attempts of the game against Norfolk State and Alcorn State.

Off the court, Wicklund was a standout in the classroom as he earned Big 12 Commissioner's Honor Roll accolades in both the fall and spring semesters.

2006-07 (FRESHMAN)

Wicklund redshirted during his first season at Nebraska. He joined the program as a walk-on following open tryouts in the fall.

BEFORE NEBRASKA

Wicklund came to the Huskers after lettering three years at Rampart High School where he had a solid career on and off the court. Playing for coach Jon St. Clair, Wicklund averaged 13 points, five rebounds, two blocks and two assists per game as a senior at Rampart, which plays in Class 5A.

Wicklund earned All-Metro League honors following his final season. He posted single-game career highs of 25 points, 10 rebounds and four steals as a senior. Wicklund also earned three letters on the tennis court in high school.

During the summer season, Wicklund played AAU ball for Prime Time and was coached by Marty Clark.

In the classroom, Wicklund had a distinguished career as he was named to the academic all-state team and earned National Honor Roll accolades and was a member of the National Society of High School Scholars.


PERSONAL

Andrew is the son of Jon and Catherine Wicklund, and was born Feb. 11, 1988. He has one sister, Laura, who also attends Nebraska. He is majoring in marketing at Nebraska.



CAREER HIGHS

- Points:**
2 two times (last 12/29/07)
- Rebounds:**
1 three times (last 1/4/08)
- Field Goals:**
1 two times (last 12/29/07)
- Field-Goal Attempts:**
2 vs. Savannah State (12/11/07)
- Free Throws:**
None
- Free Throw Attempts:**
None
- 3-point Field Goals:**
None
- 3-point Field-Goal Attempts:**
2 vs. Savannah State (12/11/07)
- Assists:**
1 vs. N.C. Central (12/22/07)
- Steals:**
1 vs. N.C. Central (12/22/07)
- Blocks:**
None
- Minutes:**
5 vs. Savannah State (12/11/07)



WICKLUND'S CAREER STATS

vs. All Opponents

Year	MP	G-GS	FG-FGA	Pct.	3FG-3FGA	Pct.	FT-FTA	Pct.	Rebounds		F	A	TO	B	S	TP-Avg.
									O-D	Tot.-Avg.						
2006-07									0-3	3-0.4	0	1	3	0	1	4-0.5
2007-08	24		2-5	.400	0-2	.000	0-0	.000								


vs. Big 12 Opponents

Year	MP	G-GS	FG-FGA	Pct.	3FG-3FGA	Pct.	FT-FTA	Pct.	Rebounds		F	A	TO	B	S	TP-Avg.
									O-D	Tot.-Avg.						
2006-07									0-0	0-0.0	0	0	0	0	0	0-0.0
2007-08	2		0-0	.000	0-0	.000	0-0	.000								



ROSS #13 FERRARINI

FRESHMAN | GUARD | 6-2 | 175
OMAHA, NEB. | WESTSIDE HS



MATT #12 KARN

JUNIOR | GUARD | 6-3 | 190
PHILPOT, KY.
OHIO COUNTY HS | SHAWNEE (ILL.) CC

BEFORE NEBRASKA

Ross Ferrarini was the only recruited high school walk-on to join the Husker program for the 2008-09 campaign. He is the second native Omahan to join Coach Doc Sadler's squad, following Cole Salomon's transfer to Nebraska before the 2006-07 campaign.

Ferrarini joined the Huskers after a solid prep career playing for coach Brian Nemecek at Omaha Westside High School. Ferrarini averaged 16 points, five rebounds and three assists per game as a senior. For his efforts, Ferrarini earned honorable-mention all-state and all-metro honors from the Omaha World-Herald.

Ferrarini's top performances came against Lincoln East (31 points) and Omaha Benson (24 points) as a senior. During his junior campaign, he averaged seven points and four boards per contest while helping Westside to the first round of the state high school tournament. In summer action, Ferrarini played for the Omaha Crusaders AAU team, averaging 11 points per game to help the squad to a 21-7 record.

PERSONAL

Ross is the son of Steven and Kathy Ferrarini and was born May 25, 1990. He has two brothers, Steven and Nick.

BEFORE NEBRASKA

Matt Karn joined the Husker program after playing at Shawnee (Ill.) Community College for Coach John Sparks. Karn was outstanding for Sparks in 2006-07 and earned second-team preseason All-America honors from the NJCAA before a leg injury sidelined him for all of the 2007-08 season. He also missed the 2005-06 season at Shawnee with a wrist injury.

During the 2006-07 campaign, Karn averaged 17.5 points per game to rank among the top 50 scorers in NJCAA Division II. He ranked second in the league in 3-point field goals, and had eight games with at least four treys, including twice tying his season high with seven 3-pointers in a contest. Karn was also proficient from the foul line as he ranked 19th in the country by hitting 81.2 percent from the charity stripe.

As a prep, Karn competed at Ohio County (Ky.) High School for coach Kyle Estes, where Karn averaged 14 points, six rebounds, three assists and nearly two steals per game during his senior campaign. He shot better than 50 percent from the field, 39 percent from behind the arc and 81 percent from the free throw line while helping Ohio County finish the season as region champs with a record of 26-8. Ohio County lost in the first round of the state tournament to the eventual state champion. Individually, Karn earned all-district and all-region honors for his efforts.

During AAU play, Karn played for the Derek Smith All-Stars and the Kentucky Kings. He averaged 23 points and eight rebounds per game for coach Kris Vance and the Derek Smith All-Stars, and added 14 points and five boards per contest for coach Greg Keown and the Kentucky Kings.

PERSONAL

Matt is the son of Timothy and Patti Karn, and was born Jan. 21, 1987. He has one brother, Christopher. Matt is majoring in history at Nebraska.

Husker Careers by Game

RYAN ANDERSON

2007-08 Game-by-game (33 games, 33 starts)

Opponent	MP	FG-A	3FG-A	FT-A	R	F	A	B	S	Pts.
#Presbyterian	27	2-2	1-1	0-0	5	2	1	0	0	5
#Alabama A&M	30	4-7	2-5	0-0	4	1	0	0	1	10
#Norfolk State	27	4-9	2-4	2-2	8	0	2	0	0	12
#at Creighton	33	2-6	0-2	0-0	9	5	0	0	2	4
#IPFW	30	4-9	1-4	2-2	5	2	2	0	0	11
#Arizona State	31	5-12	4-8	0-0	7	1	0	0	2	14
#at Western Kentucky	25	5-9	2-5	0-0	4	5	2	0	0	12
#Rutgers	34	4-6	2-3	4-4	6	2	0	0	1	14
#Savannah State	17	1-3	0-1	1-2	5	1	1	0	1	3
#No. 16 Oregon	38	5-9	3-5	8-8	9	2	2	0	4	21
#N.C. Central	15	2-4	2-3	0-0	3	2	0	0	0	6
#Alcorn State	25	2-7	0-3	0-0	2	4	1	0	1	4
#Maryland Eastern Shore	21	4-6	0-0	0-0	4	2	4	0	0	8
#No. 3 Kansas*	31	4-12	3-10	1-3	4	1	1	0	0	12
#at Colorado*	31	1-6	1-4	3-4	9	3	1	1	1	6
#Baylor*	31	2-6	2-5	0-0	8	3	3	0	1	6
#at No. 2 Kansas*	19	1-9	1-7	0-0	3	2	0	0	3	3
#at Missouri*	34	4-9	2-4	1-1	10	2	4	0	4	11
#Iowa State*	34	3-5	2-3	3-4	5	2	0	0	3	11
#at No. 22 Texas A&M*	24	1-6	1-4	0-0	3	3	4	0	1	3
#Texas Tech*	37	8-9	3-3	0-1	7	2	1	0	2	19
#Missouri*	44	5-16	4-12	1-2	11	3	4	0	0	15
#at Iowa State*	39	1-5	0-2	0-0	8	3	1	0	2	2
#No. 24 Kansas State*	36	3-7	1-4	4-5	2	1	2	0	0	11
#at No. 22 Texas A&M*	36	3-6	3-6	0-0	2	3	5	0	4	9
#Oklahoma*	26	1-4	0-3	0-0	3	4	1	0	2	2
#at Oklahoma State*	38	3-6	0-2	0-0	4	4	2	0	2	6
#at No. 9 Texas*	39	5-9	4-6	0-0	5	3	4	0	3	14
#Colorado*	17	1-4	0-2	0-0	2	4	0	0	0	2
#vs. Missouri*	35	3-8	1-4	0-0	7	2	3	0	2	7
#vs. No. 5 Kansas^	18	1-4	1-4	0-0	2	4	1	0	1	3
#Charlotte\$	31	3-7	1-3	0-0	5	3	3	0	1	7
#at Ole Miss\$	27	1-5	1-4	2-2	5	5	2	0	3	5
Totals	980	98-232	50-136	32-40	176	86	57	1	47	278

2006-07 Game-by-game (28 games, 25 starts)

Opponent	MP	FG-A	3FG-A	FT-A	R	F	A	B	S	Pts.
#Nebraska-Omaha	32	4-8	1-2	0-0	11	5	4	0	0	9
#No. 20 Creighton	37	7-8	2-3	3-5	6	0	1	0	0	19
#Lubbock Christian	25	5-6	0-0	0-0	6	1	3	0	0	10
#Arkansas-Pine Bluff	29	3-7	0-1	2-2	10	1	1	0	2	8
#North Texas	30	8-13	2-5	0-1	5	2	2	0	3	18
#at Rutgers	35	6-11	5-5	0-0	1	3	1	0	1	17
#vs. Oregon	32	6-12	3-7	0-0	3	5	0	1	0	15
#Alabama A&M	25	5-11	1-3	8-10	5	0	2	0	3	19
#vs. Wyoming	24	3-8	0-2	1-1	5	4	1	0	2	7
at Hawaii	38	8-20	7-13	6-6	6	3	5	0	1	29
#vs. Houston	36	3-7	0-3	0-0	5	4	2	0	0	6
at Miami										
Savannah State										
Western Kentucky	4	1-1	1-1	0-0	0	0	0	0	0	3
at Iowa State*	9	0-3	0-2	2-2	2	2	0	0	1	2
#at Oklahoma*	1	0-1	0-0	0-0	2	0	0	0	0	0
#Colorado*	16	2-5	1-2	0-0	0	2	1	0	2	5
#Texas*	27	5-9	2-4	0-0	3	1	2	1	1	12
#at Kansas State*	27	2-6	1-3	0-0	4	3	0	0	2	5
#No. 8 Kansas*	25	6-11	6-9	1-2	2	4	2	0	0	19
#at Missouri*	22	2-4	1-1	2-4	6	2	3	1	1	7
#at Texas Tech*	22	1-6	1-5	0-0	4	0	1	0	1	3
No. 6 Texas A&M*	31	6-13	4-10	2-2	6	3	4	0	1	18
#Kansas State*	25	2-6	0-3	0-0	6	5	3	0	1	4
#at No. 9 Kansas*	23	3-8	1-5	0-0	5	4	1	0	0	7
#Missouri*	33	5-13	4-12	0-0	5	2	0	0	2	14
#Iowa State*	29	3-6	2-4	0-0	6	4	1	0	0	8
#at Iowa State*	35	3-10	2-5	2-4	8	3	5	0	1	10
#at Colorado*	10	3-4	1-1	0-0	4	2	1	0	0	7
#Oklahoma State*										
#vs. Oklahoma State^	25	1-2	0-0	0-0	3	3	0	1	0	2
Totals	707	103-219	48-111	29-39	129	68	46	4	25	283

* - Big 12 Conference game; # - started contest; ^ - Big 12 Championship; \$ - National Invitation Tournament

Husker Careers by Game

CHRIS BALHAM

2007-08 Game-by-game (32 games, 0 starts)										
Opponent	MP	FG-A	3FG-A	FT-A	R	F	A	B	S	Pts.
Presbyterian		-- Did not play (illness) --								
Alabama A&M	7	1-1	0-0	2-2	0	0	0	1	0	4
Norfolk State	9	1-2	0-0	3-5	5	1	0	2	0	5
at Creighton	4	0-0	0-0	0-0	0	0	0	0	0	0
IPFW	4	1-1	0-0	0-0	0	1	0	0	0	2
Arizona State	7	1-1	0-0	0-0	0	1	0	0	0	2
at Western Kentucky	7	2-2	0-0	0-0	0	0	0	0	0	4
Rutgers	1	1-1	0-0	0-0	0	0	0	0	0	2
Savannah State	13	1-2	0-0	4-4	4	2	2	0	0	6
No. 16 Oregon	1	0-0	0-0	0-0	0	0	0	0	0	0
N.C. Central	9	2-2	0-0	0-0	0	0	1	0	0	4
Alcorn State	9	1-2	0-0	1-3	3	0	0	0	0	3
Maryland Eastern Shore	3	3-3	0-0	0-0	3	1	0	0	0	6
No. 3 Kansas*	10	0-0	0-0	2-2	1	2	1	0	0	2
at Colorado*	2	0-0	0-0	0-0	0	0	0	0	0	0
Baylor*	9	1-1	0-0	1-2	0	3	0	1	0	3
at No. 2 Kansas*	20	2-4	0-0	2-2	8	4	0	0	1	6
at Missouri*	12	2-2	0-0	0-0	1	1	0	0	0	4
Iowa State*	11	0-1	0-0	0-2	4	2	0	0	0	0
at No. 20 Kansas State*	16	0-1	0-0	0-0	5	2	0	0	0	0
Texas Tech*	2	0-0	0-0	0-0	0	2	0	0	0	0
Missouri*	8	0-0	0-0	0-0	0	2	0	0	0	0
at Iowa State*	2	0-0	0-0	0-0	0	0	0	0	0	0
No. 24 Kansas State*	11	2-2	0-0	1-2	1	0	0	0	0	5
at No. 22 Texas A&M*	11	5-7	0-0	0-0	3	1	0	0	0	10
Oklahoma*	8	0-1	0-0	0-0	0	1	0	0	1	0
Oklahoma State*	12	3-3	0-0	0-0	3	4	0	0	1	6
at No. 9 Texas*	5	0-0	0-0	2-2	0	1	0	0	0	2
Colorado*	6	1-2	0-0	0-0	2	0	1	0	0	2
vs. Missouri*	14	1-2	0-0	0-1	5	0	1	0	0	2
vs. No. 5 Kansas*	9	0-1	0-0	0-0	1	1	0	0	0	0
Charlotte\$	6	0-1	0-0	0-0	0	0	0	0	0	0
at Ole Miss\$	4	0-0	0-0	0-0	0	0	0	2	0	0
Totals	252	31-45	0-0	18-27	49	32	6	6	3	80

2006-07 Game-by-game (26 games, 0 starts)										
Opponent	MP	FG-A	3FG-A	FT-A	R	F	A	B	S	Pts.
Nebraska-Omaha		--- DNP (illness) ---								
No. 20 Creighton	9	0-0	0-0	0-0	1	1	0	0	0	0
Lubbock Christian	6	0-0	0-0	2-2	4	0	1	0	0	2
Arkansas-Pine Bluff	12	0-1	0-0	0-0	2	3	0	0	0	0
North Texas	11	1-1	0-0	0-0	0	3	0	0	0	2
at Rutgers	6	0-0	0-0	0-2	1	0	0	0	0	0
vs. Oregon	5	0-0	0-0	0-1	0	1	0	1	0	0
Alabama A&M		--- DNP (illness) ---								
vs. Wyoming		--- DNP (illness) ---								
at Hawaii	1	0-0	0-0	0-0	0	0	0	0	0	0
vs. Houston		--- DNP (coaches decision) ---								
vs. Miami	3	0-0	0-0	0-0	0	1	0	0	0	0
Savannah State	7	0-0	0-0	0-2	0	0	0	0	0	0
Western Kentucky	2	0-0	0-0	0-0	0	0	0	0	0	0
at Iowa State*	2	0-0	0-0	0-0	0	0	0	0	0	0
at Oklahoma*	9	1-1	0-0	0-0	3	2	0	1	0	2
Colorado*	3	0-0	0-0	0-0	0	0	0	1	0	0
Texas*	5	0-0	0-0	0-0	1	0	0	1	1	0
at Kansas State*	2	0-0	0-0	0-0	0	1	0	0	0	0
No. 8 Kansas*	2	0-0	0-0	0-0	0	1	0	0	0	0
at Missouri*	2	0-0	0-0	3-4	2	0	0	0	0	3
at Texas Tech*	7	0-0	0-0	0-0	0	1	0	0	0	0
No. 6 Texas A&M*	7	0-1	0-0	0-0	0	1	0	0	0	0
Kansas State*	2	0-0	0-0	0-0	0	0	0	0	0	0
at No. 9 Kansas*	2	0-0	0-0	0-0	0	0	0	0	0	0
at Baylor*		--- DNP (coaches decision) ---								
Missouri*	8	1-3	0-0	0-0	2	1	0	0	1	2
Iowa State*	6	0-1	0-0	0-2	1	1	0	0	0	0
at Colorado*	2	0-0	0-0	0-0	1	1	0	0	0	0
Oklahoma State*	3	0-0	0-0	0-0	0	0	0	0	0	0
vs. Oklahoma State^	8	0-1	0-0	2-2	3	1	0	0	0	2
Totals	131	3-9	0-0	7-15	22	19	1	4	3	13

ADE DAGUNDURO

2007-08 Game-by-game (33 games, 32 starts)										
Opponent	MP	FG-A	3FG-A	FT-A	R	F	A	B	S	Pts.
Presbyterian	21	5-6	1-1	0-0	3	5	3	1	2	11
Alabama A&M	26	3-8	1-3	1-2	5	2	3	1	3	8
Norfolk State	25	3-6	1-2	2-2	4	2	4	0	1	9
at Creighton	30	2-6	0-1	2-2	6	3	0	0	1	6
IPFW	22	6-9	3-4	0-0	0	2	1	0	3	15
Arizona State	26	6-10	2-4	1-2	5	2	4	0	2	15
at Western Kentucky	39	4-8	1-2	8-10	8	5	0	0	0	17
Rutgers	33	5-9	0-1	3-5	6	3	3	0	0	13
Savannah State	18	3-5	1-2	2-2	4	0	2	0	4	9
No. 16 Oregon	32	5-13	0-1	5-7	7	5	1	0	1	15
N.C. Central	22	2-4	0-0	0-0	2	0	3	0	0	4
Alcorn State	26	6-10	0-1	2-2	6	3	3	1	0	14
Maryland Eastern Shore	23	5-7	0-0	2-3	5	1	2	1	0	12
No. 3 Kansas*	20	0-6	0-0	0-2	4	3	1	0	1	0
at Colorado*	16	1-3	0-0	0-0	3	3	1	0	0	2
Baylor*	18	2-7	0-3	1-5	3	1	0	0	1	5
at No. 2 Kansas*	22	2-7	0-0	3-4	4	3	1	2	1	7
at Missouri*	12	2-3	0-0	0-4	2	4	0	0	0	4
Iowa State*	21	5-10	0-3	0-0	0	2	1	0	1	10
at No. 20 Kansas State*	31	5-10	0-2	4-6	5	4	0	1	2	14
Texas Tech*	20	1-5	0-1	3-3	0	1	3	0	1	5
Missouri*	15	0-1	0-0	1-2	5	3	4	0	1	1
at Iowa State*	12	3-5	0-0	0-1	2	3	1	0	0	6
No. 24 Kansas State*	17	1-4	0-1	0-0	1	3	0	0	0	2
at No. 22 Texas A&M*	23	2-4	0-0	1-2	4	2	2	0	1	5
Oklahoma*	23	5-9	1-3	2-3	7	3	1	0	0	13
at Oklahoma State*	32	5-8	0-0	2-5	2	4	3	1	1	12
at No. 9 Texas*	19	2-7	1-1	0-0	3	3	0	0	0	5
Colorado*	8	0-0	0-0	2-2	1	3	0	0	0	2
vs. Missouri*	19	3-9	0-1	2-4	2	2	1	0	0	8
vs. No. 5 Kansas*	25	5-8	2-3	1-2	3	3	3	1	3	13
Charlotte\$	24	6-8	1-2	2-4	5	2	2	2	0	15
at Ole Miss\$	23	5-9	1-2	5-8	1	4	2	0	0	16
Totals	743	110-224	16-44	57-94	118	89	55	11	30	293

STEVE HARLEY

2007-08 Game-by-game (32 games, 20 starts)										
Opponent	MP	FG-A	3FG-A	FT-A	R	F	A	B	S	Pts.
Presbyterian	18	2-3	0-0	3-5	1	1	3	0	1	7
Alabama A&M	23	2-5	0-0	0-2	6	1	3	0	0	4
Norfolk State	20	3-5	2-2	3-4	1	2	0	0	1	11
at Creighton	23	4-7	0-1	6-8	2	1	1	0	0	14
IPFW	20	2-5	0-0	0-0	3	0	2	0	1	4
Arizona State	29	1-5	0-1	4-4	3	1	3	0	1	6
at Western Kentucky	22	1-6	0-1	2-2	0	1	1	0	1	4
Rutgers	18	0-3	0-1	2-2	3	1	1	1	2	2
Savannah State	22	3-8	1-3	0-0	4	1	1	0	1	7
No. 16 Oregon	23	3-8	0-1	0-3	4	2	2	0	2	6
N.C. Central	18	2-3	0-0	2-2	2	0	3	0	3	6
Alcorn State		-- Did not play (coaches decision) --								
Maryland Eastern Shore	20	2-9	0-1	4-4	6	0	2	0	0	8
No. 3 Kansas*	18	2-6	0-0	1-1	1	0	1	0	1	5
at Colorado*	19	0-5	0-1	0-0	2	1	0	0	1	0
Baylor*	32	6-11	2-2	1-6	2	2	2	0	2	15
at No. 2 Kansas*	26	6-12	0-0	4-6	2	1	1	0	1	16
at Missouri*	33	5-13	0-1	5-6	5	3	2	0	2	15
Iowa State*	32	2-11	0-0	4-4	2	1	0	0	2	8
at No. 20 Kansas State*	23	0-4	0-0	2-2	3	0	0	0	0	2
Texas Tech*	30	5-8	2-3	0-0	1	2	0	0	1	12
Missouri*	38	5-11	2-2	4-5	3	2	4	0	3	16
at Iowa State*	29	1-4	0-2	0-1	2	2	1	0	1	2
No. 24 Kansas State*	32	9-12	0-1	2-2	2	1	2	0	1	20
at No. 22 Texas A&M*	35	3-6	0-0	5-6	2	1	2	0	0	11
Oklahoma*	33									

Husker Careers by Game

NICK KRENK

2007-08 Game-by-game (10 games, 0 starts)

Opponent	MP	FG-A	3FG-A	FT-A	R	F	A	B	S	Pts.
Norfolk State	6	1-2	0-1	0-0	0	0	1	0	0	2
IPFW	2	1-1	1-1	0-0	1	0	0	0	0	3
Savannah State	7	0-0	0-0	0-0	0	0	2	0	1	0
N.C. Central	7	1-1	1-1	0-0	1	0	0	0	0	3
Alcorn State	7	0-1	0-0	0-0	1	0	0	0	0	0
Maryland Eastern Shore	4	0-1	0-1	0-0	0	0	0	0	0	0
at No. 2 Kansas*	1	0-0	0-0	0-0	0	0	0	0	0	0
at No. 9 Texas*	1	0-0	0-0	0-0	0	0	0	0	0	0
Colorado*	3	0-1	0-1	0-0	0	0	0	0	0	0
Charlotte\$	1	0-0	0-0	0-0	1	0	0	0	0	0
Totals	39	3-7	2-5	0-0	4	0	3	0	1	8

2006-07 Game-by-game (9 games, 0 starts)

Opponent	MP	FG-A	3FG-A	FT-A	R	F	A	B	S	Pts.
Nebraska-Omaha	13	0-1	0-1	0-0	0	2	0	0	1	0
Lubbock Christian	4	0-0	0-0	0-0	0	0	0	0	0	0
Arkansas-Pine Bluff	4	0-0	0-0	0-0	0	1	0	0	1	0
North Texas	2	0-0	0-0	0-0	0	0	0	0	0	0
Alabama A&M	5	0-0	0-0	0-0	0	0	0	0	1	0
at Hawaii	1	0-0	0-0	0-0	0	0	0	0	0	0
Savannah State	2	0-1	0-1	0-0	0	0	1	0	0	0
Colorado*	1	0-0	0-0	0-0	0	0	0	0	0	0
at Kansas*	3	0-0	0-0	0-0	0	0	0	0	0	0
Totals	34	0-2	0-2	0-0	0	3	1	0	3	0

COOKIE MILLER

2007-08 Game-by-game (30 games, 24 starts)

Opponent	MP	FG-A	3FG-A	FT-A	R	F	A	B	S	Pts.
#Presbyterian	22	1-2	0-1	0-0	1	1	4	0	1	2
#Alabama A&M	25	1-5	0-0	2-2	0	1	4	0	5	4
Norfolk State	22	2-3	0-1	1-2	2	2	4	0	1	5
#at Creighton	33	7-13	2-3	3-4	3	2	1	0	2	19
#IPFW	22	0-2	0-1	0-0	4	1	5	0	4	0
#Arizona State	32	1-6	0-3	2-2	1	1	5	0	1	4
#at Western Kentucky	33	2-6	0-2	2-2	5	2	4	0	1	6
#Rutgers	18	0-4	0-2	0-1	1	0	1	0	2	0
#Savannah State	19	3-5	0-2	0-1	1	0	4	0	1	6
#No. 16 Oregon	18	1-3	0-0	0-0	1	0	4	0	1	2
#N.C. Central	15	2-3	0-1	0-0	1	1	3	0	1	4
#Alcorn State	30	3-8	2-3	0-0	4	0	10	0	5	8
#Maryland Eastern Shore	24	3-3	0-0	0-0	2	1	9	0	2	6
#No. 3 Kansas*	32	1-6	1-4	2-2	4	1	2	0	1	5
#at Colorado*	34	6-10	4-8	2-2	1	4	2	0	0	18
#Baylor*	31	1-5	0-3	4-4	2	4	1	0	2	6
#at No. 2 Kansas*	28	3-8	0-1	1-2	1	2	3	1	4	7
#at Missouri*	31	0-7	0-3	5-6	2	0	4	0	2	5
#Iowa State*	32	3-6	1-4	0-1	1	1	4	0	2	7
#at No. 20 Kansas State*	37	4-10	0-4	6-8	2	4	8	0	2	14
#Texas Tech*	36	3-7	1-2	3-3	4	2	6	0	0	10
#Missouri*	40	3-6	1-2	1-2	2	0	2	0	0	8
#at Iowa State*	33	6-14	2-7	0-3	3	3	4	0	5	14
#No. 24 Kansas State*	35	1-9	0-3	1-2	1	0	6	0	5	3
#at No. 22 Texas A&M*	27	2-3	1-1	3-4	2	4	1	0	1	8
Oklahoma*										
at Oklahoma State*										
at No. 9 Texas*										
Colorado*	19	0-2	0-1	0-0	4	0	3	0	2	0
vs. Missouri^	15	1-1	0-0	0-0	0	0	2	0	1	2
vs. No. 5 Kansas^	19	0-1	0-0	1-3	1	1	0	0	1	1
Charlotte\$	22	3-5	1-3	1-3	4	0	2	0	2	8
at Ole Miss\$	14	0-1	0-0	0-0	2	1	1	0	1	0
Totals	798	63-164	16-65	40-59	62	39	109	1	58	182

BEN NELSON

2007-08 Game-by-game (9 games, 0 starts)

Opponent	MP	FG-A	3FG-A	FT-A	R	F	A	B	S	Pts.
Norfolk State	3	0-0	0-0	0-0	0	0	0	1	0	0
IPFW	1	0-0	0-0	0-0	0	0	0	0	0	0
Savannah State	6	2-2	0-0	2-3	1	0	0	0	0	6
N.C. Central	8	0-2	0-0	0-0	1	1	0	0	0	0
Alcorn State	3	0-0	0-0	0-0	0	0	1	0	0	0
Maryland Eastern Shore	4	0-1	0-0	0-0	1	0	0	0	0	0
Colorado*	3	1-1	0-0	0-0	1	0	0	0	0	2
Charlotte\$	2	0-1	0-0	0-0	0	0	0	0	0	0
at Ole Miss\$	1	0-0	0-0	0-0	0	0	0	0	0	0
Totals	31	3-7	0-0	2-3	4	1	1	1	0	8

2006-07 Game-by-game (3 games, 0 starts)

Opponent	MP	FG-A	3FG-A	FT-A	R	F	A	B	S	Pts.
at Oklahoma*	5	0-0	0-0	0-0	0	0	0	0	0	0
Colorado*	1	0-1	0-0	0-0	0	0	0	0	0	0
at No. 9 Kansas*	3	0-0	0-0	0-0	0	1	0	0	0	0
Totals	9	0-1	0-0	0-0	0	1	0	0	0	0

COLE SALOMON

2007-08 Game-by-game (8 games, 0 starts)

Opponent	MP	FG-A	3FG-A	FT-A	R	F	A	B	S	Pts.
Norfolk State	3	0-1	0-1	0-0	1	1	0	0	0	0
IPFW	1	0-0	0-0	0-0	0	0	0	0	0	0
Savannah State	7	2-4	1-2	0-0	2	2	0	1	0	5
N.C. Central	7	1-1	0-0	0-0	2	1	0	0	0	2
Alcorn State	4	0-0	0-0	0-0	0	0	1	0	0	0
Maryland Eastern Shore	4	0-1	0-1	0-0	0	0	0	0	0	0
No. 3 Kansas*	7	1-1	1-1	0-0	0	0	2	0	0	3
at Colorado*	2	0-0	0-0	0-0	0	1	0	0	0	0
at No. 2 Kansas*	7	0-1	0-1	0-0	1	1	0	0	0	0
at No. 20 Kansas State*	3	0-0	0-0	0-0	0	0	0	0	0	0
at Iowa State*	1	0-0	0-0	0-0	0	0	0	0	0	0
No. 24 Kansas State*	4	0-0	0-0	0-0	0	0	0	0	0	0
at No. 22 Texas A&M*	4	0-0	0-0	0-0	0	1	0	0	0	0
Oklahoma*	9	0-1	0-0	0-0	2	0	1	0	0	0
at Oklahoma State*	1	0-0	0-0	0-0	0	0	0	0	0	0
at No. 9 Texas*	1	0-0	0-0	0-0	0	0	0	0	0	0
Colorado*	14	0-0	0-0	0-0	1	3	0	2	0	0
vs. Missouri^	0	0-0	0-0	0-0	0	1	0	0	0	0
vs. No. 5 Kansas^	1	0-0	0-0	0-0	0	0	0	0	0	0
Charlotte\$	2	0-1	0-0	0-0	0	0	0	0	0	0
Totals	82	4-11	2-6	0-0	9	11	4	3	0	10


PAUL VELANDER

2007-08 Game-by-game (31 games, 0 start)

Opponent	MP	FG-A	3FG-A	FT-A	R	F	A	B	S	Pts.
Presbyterian	21	1-7	1-6	0-0	0	2	1	0	0	3
Alabama A&M	9	0-2	0-2	0-0	1	1	1	0	0	0
Norfolk State	11	1-3	0-2	4-4	0	0	2	1	2	6
at Creighton	2	0-0	0-0	0-0	0	1	1	0	0	0
IPFW	13	3-4	3-4	0-0	1	0	1	0	0	9
Arizona State	6	0-2	0-1	0-1	0	0	0	0	0	0
at Western Kentucky	2	0-0	0-0	0-0	0	0	0	0	0	0
Rutgers										
--- Did not play (coaches decision)										
Savannah State	22	2-5	2-5	2-2	3	1	1	0	1	8
No. 16 Oregon	15	2-3	2-3	1-2	1	2	1	0	1	7
N.C. Central	20	1-3	1-2	0-0	2	2	2	0	1	3
Alcorn State	13	2-5	2-5	2-2	1	1	1	0	2	8
Maryland Eastern Shore	15	2-3	2-3	0-0	0	1	2	0	0	6
No. 3 Kansas*	15	3-3	2-2	0-0	0	2	1	0	2	8
at Colorado*	11	1-4	1-3	1-2	0	1	0	1	1	4
Baylor*	9	0-1	0-1	0-0	1	0	0	0	2	0
at No. 2 Kansas*	10	1-2	1-2	0-0	0	1	0	0	0	3
at Missouri*	8	0-4	0-4	0-0	0	2	0	0	0	0
Iowa State*	4	0-1	0-0	0-0	0	0	0	0	0	0
at No. 20 Kansas State*	6	0-1	0-1	0-0	0	0	0	0	0	0
Texas Tech*	10	1-4	1-4	0-0	1	1	0	0	0	3
Missouri*	4	0-2	0-2	0-0	0	1	0	0	0	0
at Iowa State*	5	0-0	0-0	0-0	0	1	0	0	0	0
No. 24 Kansas State*										
--- Did not play (coaches decision)										
at No. 22 Texas A&M*	1	0-0	0-0	0-0	0	0	0	0	0	0
Oklahoma*	25	3-3	3-3	2-2	2	2	1	0	0	11
at Oklahoma State*	14	0-3	0-3	0-0	0	1	0	0	0	0
at No. 9 Texas*	26	3-8	3-8	0-1	3	1	1	0	0	9
Colorado*	22	5-9	5-9	1-1	3	0	2	0	1	16
vs. Missouri^	7	0-1	0-1	0-0	0	0	1	0	0	0
vs. No. 5 Kansas^	19	3-6	3-6	3-3	0	4	1	0	1	12
Charlotte\$	19	3-5	3-5	0-0	0	0	0	0	0	9
at Ole Miss\$	15	1-7	1-7	2-2	2	3	0	0	0	5
Totals	378	38-101	36-94	18-22	21	31	20	2	14	130

2006-07 Game-by-game (27 games, 1 start)

Opponent	MP	FG-A	3FG-A	FT-A	R	F	A	B	S	Pts.
Nebraska-Omaha										
No. 20 Creighton	2	0-0	0-0	0-0	0	0	1	0	0	0
Lubbock Christian	5	1-1	1-1	0-0	0	0	0	0	0	3
Arkansas-Pine Bluff										
North Texas										
Rutgers										



COACHING STAFF



COACH DOC SADLER 66-69

ASSISTANT COACHES 70-72

BASKETBALL SUPPORT STAFF 73-74



Doc Sadler

HEAD COACH | THIRD YEAR | ARKANSAS (1982) | RECORD AT NEBRASKA: 37-27 | DIVISION I RECORD: 85-45

It's not often a small quote can sum up a coach's life-long body of work. But Doc Sadler may have inadvertently done just that in the postgame press conference following a narrow defeat to eventual national champion Kansas in the second round of the 2008 Big 12 Championship.

"I'm not one of those dudes who gets much out of losing," Sadler told reporters after the Huskers led the Jayhawks in the second half before falling by just 10 points. "We didn't come into this game to play close."

No matter the opponent, the only way Sadler knows is to play to win.

That's why in four seasons as a Division I head coach, his teams have averaged more than 21 wins per year, leaving him with a .654 winning percentage (85-45 record). As a head coach, his teams have posted winning marks every season while seven of his nine squads have won at least 20 games. Overall, he owns a 205-84 (.709) career record as a college head coach, including five years at the junior college level.

The find-a-way-to-win attitude has been the cornerstone for Sadler's coaching career since he got into the business in the early 1980s at Arkansas. It's a career that includes an outstanding resume over the past 25-plus years, which culminated with him being named the 26th head coach in Nebraska history on Aug. 8, 2006.

During his coaching tenure, Sadler has been associated with 12 postseason teams in 16 years in Division I, including three times in four years as head coach at this level. He has helped 19 players reach the pinnacle of their sport – the National Basketball Association -- and he personally recruited eight of those players.

Sadler's success comes as much from his background as it does from his work ethic.

He has an all-star coaching heritage after starting in the business at his home state school, Arkansas, with future Hall of Fame Coach Eddie Sutton. That puts him in the same coaching family under Mr. Henry Iba, a legend and Hall of Famer in his own right. And while he served one year as an assistant and two years as head coach at UTEP, Sadler gleaned knowledge from yet another legend of the college game, Hall of Famer Don Haskins, who won the national

title with the first all-black starting lineup at Texas Western (now UTEP) in 1966.

Alongside Sadler's tradition of success, his other impressive personal traits – the charismatic personality, energy, passion and workman-like approach to winning – made it easy for Sadler to build excitement around the Husker program in such a short time in Lincoln.

BUILDING THE HUSKERS

In two short years, Sadler has rebuilt the Cornhuskers from the ground up. Not only is the roster now filled with more athleticism and natural ability, but the buzz surrounding the program throughout the state and the Big 12 region is at its highest in at least a decade. The facts state as much:

- Nebraska saw an average of more than 10,100 fans per game in conference home games in 2008, the first time league attendance at the Devaney Center averaged five figures since 1998, which is the last year the Huskers reached the NCAA Tournament.

- The Huskers' postseason NIT contest against Charlotte at the Devaney Center was the second-highest attended game (9,329) in the first round in 2008.

- With a win at the Big 12 Championship and in the postseason NIT, Sadler led Nebraska to just the 12th 20-win season in program history and first since 1999.

- Nebraska ranked among the nation's elite defensive teams, finishing 18th in the country and first in the Big 12 with a scoring defense (60.7 ppg) that was the second-lowest in school annals since 1952. NU also ranked 28th nationally in field-goal percentage defense (40.2), the

third-lowest percentage at Nebraska since 1961.

- With 37 wins in his first two years in Lincoln, Sadler tied the program record for most victories by a second-year coach. The only other person to record 37 wins in his first two years leading the Cornhuskers was Paul Schlisser, who did it more than 80 years ago in 1921 and 1922.

While he tied Schlisser's mark, Sadler set a solo record as he became the only coach in program history to post at least 17 wins in each of his first two years on

the Husker sideline. He reached that mark despite Nebraska being picked to finish 10th or lower in the preseason polls each year. That's a true Sadler trademark -- getting the most out of his players every time they step on the floor.

EARNING RESPECT

Sadler's second squad in Lincoln earned every one of its 20 victories. Overall, 18 of the Huskers' 33 games were against teams that qualified for a postseason tournament, including 13

STARTING STRONG

Doc Sadler has a history of starting strong. As a first-year Division I head coach, Sadler's UTEP team posted what was then the seventh-highest single-season victories total in NCAA history (today it's ninth). At Nebraska, Sadler helped his first two Husker squads to 37 wins, the highest total ever by a second-year mentor at Nebraska.

VICTORIES IN FIRST TWO YEARS AT NEBRASKA

Name, Years	Wins	Record
1. Doc Sadler, 2007, 2008.....	37	37-27
Paul Schlisser, 1920, 1921.....	37	37-5
3. Danny Nee, 1987, 1988.....	34	34-30
4. Moe Iba, 1981, 1982.....	31	31-24
E.O. Stiehm, 1912, 1913.....	31	31-3

FIRST-YEAR COACHING VICTORIES (NCAA DIVISION I ALL-TIME)

1. Bill Guthridge, North Carolina (1998).....	34-4
2. Bill Hodges, Indiana State (1979).....	33-1
3. Jamie Dixon, Pittsburgh (2004).....	31-5
4. Brad Stevens, Butler (2008).....	30-4
Stan Heath, Kent State (2002).....	30-6
John Warren, Oregon (1945).....	30-13
7. Mick Cronin, Murray State (2004).....	28-6
8. Keno Davis, Drake (2008).....	28-5
9. Doc Sadler, UTEP (2005).....	27-8
Phil Johnson, Weber State (1969).....	27-3
Blaine Taylor, Montana (1992).....	27-4
Tevester Anderson, Murray State (1999).....	27-6
John Phillips, Tulsa (2002).....	27-7
Chris Lowry, Southern Illinois (2005).....	27-8



The Sadler family (from top): Tonya, Matthew, Doc and Landon.

tough contests against eventual NCAA Tournament squads.

After starting 0-4 in league play including a pair of losses to top-5 ranked Kansas, Sadler showed a steady hand while keeping the program headed in the right direction. Nebraska rebounded to finish 7-5 down the stretch, with only Big 12 co-champions Kansas and Texas holding better records over the final 12 games of league play.

Nebraska suffered a 10-point setback against KU in the Big 12 tournament despite holding the largest halftime lead over the Jayhawks of any team all year (5 points) and limiting Kansas to its fewest points in any half (22). Kansas went on to win the Big 12 and national titles while Nebraska finished the season 3-5 against ranked teams, including upsets of No. 16 Oregon, No. 24 Kansas State and No. 22 Texas A&M. Overall, Sadler owns a 4-8 mark against ranked squads in two years at Nebraska.

The wins over KSU and A&M came in back-to-back games, with the victory over the Aggies in College Station, Texas, marking Nebraska's first road league win over a ranked team since 1999. That was also the last time NU defeated ranked teams in back-to-back games. The Huskers' win over Oregon – one of five victories over teams that qualified for the postseason – was the first ever against a ranked non-conference team outside of Lincoln as the squads faced off in front of more than 12,000 fans in the Qwest Center in Omaha.

By buying into Sadler's plan, senior center Aleks Maric and junior guards Ade Dagunduro and Steve Harley reaped the rewards as each earned postseason accolades. Maric was a first-team All-Big 12 selection and a first-team all-district honoree, while Dagunduro and Harley -- both junior college products in their first season in Lincoln -- were tabbed to the Big 12 All-Newcomer Team.

Maric became just the third player in the Big 12 era to record at least 1,600 points and 1,000 rebounds as he finished fifth all-time in scoring (1,630) and second in rebounding (1,030) at Nebraska. He completed his career owning or sharing 19 school or conference records before going on to a professional career.

A year earlier, Sadler got up and running quickly when he was hired in August 2006, as he had less than 90 days before the start of fall practice to get his staff in order, finish the current schedule and round out the roster, including re-recruiting players from the previous season. As he accomplished each task with resounding success, Sadler's drive and determination rewarded the Husker faithful with immediate dividends, not only on the court but also with a feeling that the program was again headed in a positive direction.

Sadler opened his Nebraska career with five straight wins, including his 50th as a Division I head coach in a victory over nationally ranked Creighton. He went on to guide an undermanned Husker squad to 17 wins, tying for the third-most by a first-

year coach in Nebraska history.

The Huskers' immediate improvements under Sadler were a direct reflection of his simple approach and ability to get the most out of his players. Sadler demands that his players give maximum effort every time they step on the court – whether in practice or a game. The defensive-minded coach reciprocates by providing players the freedom to create scoring opportunities on the offensive end.

The biggest benefactor of Sadler's creative style in 2006-07 was Maric, who blossomed into arguably the Big 12's top post player. Maric was one of the league's most improved players as he averaged 18.5 points and 8.7 rebounds per game while hitting a league-high 56.5 percent from the floor.

Maric was far from the only beneficiary of Sadler's savvy coaching. Four other Huskers entered the Nebraska record books in 2007, including seniors Charles Richardson Jr. (third in NU single-season assists) and Marcus Perry (sixth in NU single-season 3-pointers). After posting impressive numbers on the court, Richardson and Perry also became the first Huskers to earn their degrees after playing for Sadler. Former NU guard Marcus Neal Jr. also returned to the program in the summer of 2007 and made it three Husker men's basketball graduates in Sadler's first year in Lincoln.

Following the season, Sadler was honored to receive an invite to serve as a Trials Team Coach for the 2007 U.S. Under-19 World Championships team, the

THE SADLER FILE

Full Name:

Kenneth Lee Sadler

Date of Birth:

June 12, 1960

Hometown:

Greenwood, Ark.

Family:

Wife, Tonya;
Sons, Landon (15) and
Matthew (12)

Education:

Bachelors of Science,
Arkansas, 1982
Masters of Science,
Northeastern State, 1991

Head Coaching Experience:

Nebraska,
2006-present;
UTEP,
2004-06;
Arkansas-Fort Smith,
1998-2003

Assistant Coaching Experience:

Arkansas, 1982-85;
Lamar, 1985-86;
Houston, 1986;
Chicago State, 1987-88;
Arkansas-Fort Smith, 1988-91;
Texas Tech, 1991-94;
Arizona State, 1994-97;
Arkansas-Fort Smith, 1997-98;
UTEP, 2003-04

Awards and Honors:

NJCAA Region II Coach of
the Year, 2001, 2002

first stint of his career working with USA Basketball. Selected to the position by his peers, Sadler coached invited participants at the Dallas Mavericks' facilities and helped the coaching staff choose the team that went on to win the silver medal at the 2007 U-19 World Championships.

MOVING UP

Before Sadler, 48, brought his engaging personality and hard-nosed basketball style to the Big 12 Conference, he spent two impressive seasons as head coach at Texas-El Paso, where he helped continue the long-standing tradition of success in Miners basketball.

Sadler's UTEP teams boasted 48 victories in his two years as head coach and won 72.7 percent of their games. Including his first season with the Miners as an assistant coach, Sadler helped UTEP to 72 victories over three years, ranking the Miners 20th nationally in victories during that span. The Miners gained three

SADLER YEAR BY YEAR

Years	Team	Record	Notes
1998-99	Arkansas-Fort Smith	16-14 (.533)	First year as head coach at collegiate level
1999-00	Arkansas-Fort Smith	24-7 (.774)	Bi-State Conference East Champions
2000-01	Arkansas-Fort Smith	30-5 (.857)	Finished season ranked No. 5 nationally, Bi-State Conference East Champions, NJCAA Region II Champions
2001-02	Arkansas-Fort Smith	30-6 (.833)	Finished season ranked No. 7 nationally, NJCAA Region II Champions, Bi-State Conference East Champions
2002-03	Arkansas-Fort Smith	20-7 (.741)	Bi-State Conference East Champions
2004-05	UTEP	27-8 (.771)	WAC Tourney champs; NCAA Tournament – lost to Utah, 60-54
2005-06	UTEP	21-10 (.677)	NIT – defeated Lipscomb, 85-66; lost to Michigan, 82-67
2006-07	Nebraska	17-14 (.548)	Third-winningest first-year coach in NU history
2007-08	Nebraska	20-13 (.606)	NIT – defeated Charlotte, 67-48; lost to Mississippi, 85-75 (ot)
Career Totals		9 years, 205-84 (.709)	5 Postseason Appearances; 4 Conference Championships
Division I Totals		4 years, 85-45 (.654)	3 Postseason Appearances

straight postseason appearances with Sadler on the bench.

A native of Greenwood, Ark., Sadler made one of the most successful Division I coaching debuts in college basketball history, as his 2004-05 Miners squad ran to an impressive 27-8 record and an NCAA Tournament berth. UTEP won a school-record 14 Western Athletic Conference (WAC) games and its first WAC Tournament title in 15 years to earn the league's automatic bid to the Big Dance.

The 27 wins were one off the UTEP school record. They also put Sadler in rare territory, as the mark still ranks eighth in NCAA history for victories by a first-year Division I coach.

Sadler led UTEP to 21 victories in 2005-06 and an NIT berth, relying on a defense that ranked 15th nationally by allowing only 59.5 points per game. UTEP set a C-USA record by allowing just 56 points per game in conference play, and also allowed teams to hit just 40.6 percent from the floor, the best mark since 1974.

Sadler understands the need to put creative scorers in a position to flourish. The 2005 Miners set the school record for points scored (2,616, 74.7 ppg), assists

(579) and free throw percentage (.792).

Sadler helped two players, Omar Thomas and Filberto Rivera, earn first-team All-WAC honors in 2005, the first time UTEP had a pair of players on the first squad in 20 years. Thomas also earned MVP honors after an outstanding performance at the league tournament. A year later, John Tofi, one of two 1,000-point scorers on the squad, was the third Miner to earn a first-team all-league certificate under Sadler.

Before taking over as head coach, Sadler was an assistant at UTEP under head coach Billy Gillispie (currently head coach at Kentucky) in 2003-04 when the Miners made their first NCAA Tournament appearance in more than a decade. Under Gillispie and Sadler, UTEP tied the biggest turnaround in NCAA history that season as it went from six wins the previous year to 24 wins in Sadler's first season assisting the Miners.

HONING HIS SKILLS

Sadler honed his coaching skills in his native state as he served as a head coach in the junior college ranks for five years at Arkansas-Fort Smith from 1999 to 2003.

The success at UTEP should have come as little surprise to anyone who knows Sadler, as he posted a 120-39 record at Fort Smith.

Sadler served two stints as an assistant coach at Arkansas-Fort Smith, first in 1988-91 and then again during the 1997-98 season. He took over as head coach and athletic director in 1998 and served in that capacity until 2003 when he left to join Gillispie at Texas-El Paso.

Sadler's teams won the Bi-State East Conference title each of his last four years at Arkansas-Fort Smith. The 2001 and 2002 NJCAA Region II Coach of the Year, Sadler led the Lions to the region title and an appearance in the NJCAA national tournament while winning 30 games each of those seasons. Off the court, his teams had a 95 percent graduation rate during his tenure and every sophomore over his last two seasons at UAFS was awarded a scholarship to a four-year institution, including eight Division I scholarships.

Honing his administrative and fundraising skills, Sadler oversaw a department that posted a 72.4 winning percentage across all sports under his guidance while he also spearheaded efforts to build a new basketball arena for the university.

A PASSION FOR WINNING

Considered by many to be a tremendous tactician and strategist, Sadler is equally as impressive on the recruiting paths. Sadler has signed eight players who have gone on to play in the NBA, including Michael Batiste, Tony Battie, Cory Carr, Mark Davis, Darvin Ham, Eddie House, Maurice Jeffers and Jason Sasser.

Sadler has also coached 11 other players who reached the NBA – Greg Anderson, Mario Bennett, Randy Brown, Isaac Burton, Byron Irvin, Joe Klein, Andrew Lang, Ron Riley, Alvin Robertson, Darrell Walker and Rickie Winslow. Overall, Sadler's total is an impressive number with 19 former pupils who reached the highest

level of professional basketball.

Sadler, who pulled in a top-25 recruiting class in 2007 in his first full season recruiting for Nebraska, has a unique ability to build relationships and then develop players both on and off the court. Along with his NBA pupils and all-conference picks, Sadler has seen his players succeed in the classroom, including 10 Huskers on the 2007-08 team who earned at least a 3.0 grade-point average in the first semester.

As an assistant coach, Sadler served stints at seven current Division I schools, including Arkansas (1982-85, under Coach Eddie Sutton), Lamar (1985-86, under Coach Pat Foster), Houston (1986), Chicago State (1987-88, under Coach Tommy Suits), Texas Tech (1991-94, under Coach James Dickey), Arizona State (1994-97, under Coach Bill Freider) and UTEP (2003-04, under Coach Billy Gillispie).

Over 12 full seasons as a Division I assistant coach, nine of his teams reached the postseason, including ASU's 1996 team that reached the Sweet 16 of the NCAA Tournament. At Texas Tech, Sadler helped the Red Raiders to the 1993 Southwest Conference title and an NCAA appearance. He recruited talent that helped the Red Raiders to a 28-1 record and a Sweet 16 appearance in 1996.

FAMILY COACHING TREE

The energetic Sadler also served one season as a high school coach, guiding County Line High School to a 38-7 record. Sadler's late father, Charles, coached football at the high school level for more than 30 years in Arkansas, and Sadler's brother, Pedro, is currently head golf coach and assistant basketball coach at Fort Smith Southside High School.

Sadler, who was a four-year student manager for the Arkansas Razorbacks under Coach Eddie Sutton, earned his bachelor's degree in physical education in 1982 before beginning his collegiate coaching career with Sutton at Arkansas. Sadler added a masters of science degree in education from Northeastern State in 1991. Sadler and his wife, Tonya, who is also a native of Greenwood, Ark., have two sons, Landon (15) and Matthew (12).

CAREER HIGHLIGHTS

- Helped 12 teams to postseason appearances in 16 years as a Division I coach
- Named U.S. Under-19 National Team Trials Coach in 2007
- Recruited eight future NBA players
- Coached and developed an additional 11 players who went on to play in the NBA
- Reached the postseason following seven seasons as a head coach
- Ranks ninth in Division I history with 27 wins in his first season as a head coach
- Won at least 20 games in three of first four years as Division I head coach
- Guided four players to first-team all-conference honors over the past four years (Big 12, WAC, C-USA)

FIRST FOUR YEARS AT DIVISION I

- (BIG 12 COACHES ONLY)
1. Mike Anderson (MU)89-41
 2. **Doc Sadler (Nebraska)85-45**
 3. Jeff Capel (OU)79-41
 4. Jeff Bzdelik (CU)75-47
 5. Rick Barnes (UT)74-46
 6. Greg McDermott (ISU)67-53
 7. Bill Self (KU)55-54
 8. Mark Turgeon (A&M)49-63
 9. Scott Drew (BU)41-64
 10. Travis Ford (OSU)39-71
 - Frank Martin (KSU)21-12
 - Pat Knight (TTU)4-7

SADLER-ERA TEAM SUPERLATIVES

Points
 NU high -- 88; vs. Oregon (12/15/07)
 Opponent high -- 92; Kansas (2/17/07)
 NU low -- 39; twice (last 3/8/07)
 Opponent low -- 28; North Carolina Central (12/22/07)
 NU high (half) -- 53; vs. Norfolk State (11/20/07)
 Opponent high (half) -- 56; Kansas (2/17/07)
 NU low (half) -- 15; at Kansas (1/26/08)
 Opponent low (half) -- 8; vs. North Carolina Central (12/22/07)

Field Goals
 NU high -- 33; vs. Maryland Eastern Shore (1/4/08)
 Opponent high -- 35; Kansas (2/17/07)
 NU low -- 15; at Oklahoma (1/17/07)
 Opponent low -- 28; North Carolina Central (12/22/07)
 NU high attempts -- 65; twice (last 12/15/07)
 Opponent high attempts -- 65; Missouri (2/24/07)
 NU low attempts -- 37; vs. Creighton (11/18/06)
 Opponent low attempts -- 38; Arizona State (12/2/07)
 NU high percentage -- .676; vs. Creighton (11/18/06)
 Opponent high percentage -- .636; Rutgers (12/2/06)
 NU low percentage -- .277; vs. Oklahoma State (3/8/07)
 Opponent low percentage -- 28; North Carolina Central (12/22/07)

3-point Field Goals
 NU high -- 15; vs. Miami (12/30/06)
 Opponent high -- 14; twice (last 12/15/07)
 NU low -- 2; at Creighton (11/24/07)
 Opponent low -- 2; twice (last 12/22/06)
 NU high attempts -- 33; twice (last 2/21/07)
 Opponent high attempts -- 32; Creighton (11/18/06)
 NU low attempts -- 9; at Creighton (11/24/07)
 Opponent low attempts -- 6; at Hawaii (12/22/06)

NU high percentage -- .647; at Rutgers (12/2/06)
 Opponent high percentage -- .583; Oklahoma State (3/5/07)
 NU low percentage -- .150; at Kansas (2/17/07)
 Opponent low percentage -- .144; Arkansas-Pine Bluff (11/27/06)

Free Throws
 NU high -- 31; vs. Missouri (2/24/07)
 Opponent high -- 29; Hawaii (12/22/06)
 NU low -- 2; vs. Texas A&M (2/10/07)
 Opponent low -- 2; Lubbock Christian (11/21/06)
 NU high attempts -- 38; vs. Kansas State (2/13/07)
 Opponent high attempts -- 33; Oklahoma State (3/1/08)
 NU low attempts -- 3; vs. Texas A&M (2/10/07)
 Opponent low attempts -- 6; twice (last 11/17/07)
 NU high percentage -- 1.000; at Oklahoma (1/17/07)
 Opponent high percentage -- 1.000; Texas Tech (2/6/07)
 NU low percentage -- .333; at Kansas (2/17/07)
 Opponent low percentage -- .333; Lubbock Christian (11/21/06)

Rebounds
 NU high -- 42; twice (last 3/13/08)
 Opponent high -- 47; Kansas (1/29/07)
 NU low -- 19; at Rutgers (12/2/06)
 Opponent low -- 20; two times (last 11/26/07)

Assists
 NU high -- 24; Maryland Eastern Shore (1/4/08)
 Opponent high -- 25; twice (last 1/26/08)
 NU low -- 5; at Kansas (1/26/08)
 Opponent low -- 3; twice (last 12/9/07)

SADLER AGAINST ALL OPPONENTS

Team	Record
Alabama-Birmingham	1-1
Alabama A&M	3-0
Alabama State	1-0
Alcorn State	1-0
Arkansas-Pine Bluff	1-0
Arizona State	2-0
Baylor	0-2
Boise State	3-0
Central Florida	0-1
Colorado	2-2
Creighton	1-1
Delaware State	1-0
East Carolina	1-0
Fresno State	1-1
Georgetown	0-1
Hawaii	3-1
Houston	2-1
IPFW	2-0
Iowa State	1-3
Jackson State	1-0
Kansas	0-5
Kansas State	2-2
Lipscomb	1-0
Louisiana-Lafayette	0-1
Louisiana Tech	1-1
Lubbock Christian	1-0
Marshall	1-0
Maryland Eastern Shore	1-0
Memphis	0-1
Miami	1-0
Michigan	0-1
Mississippi Valley State	1-0
Missouri	4-1
Nebraska-Omaha	1-0
Nevada	1-1
New Mexico	0-1
New Mexico State	4-0
Norfolk State	1-0
North Carolina Central	1-0
North Texas	1-0
Occidental College	1-0
Oklahoma	1-1
Oklahoma State	1-2
Oklahoma Panhandle State	1-0
Oregon	1-1
Pacific	1-1
Presbyterian	1-0
Princeton	1-0
Rice	4-0
Rutgers	1-1
Savannah State	2-0
San Jose State	2-0
Southern Illinois	0-1
Southern Methodist	4-0
Southern Miss	2-0
Syracuse	0-1
Texas	0-2
Texas A&M	1-1
Texas Permian Basin	1-0
Texas Southern	1-0
Texas Tech	2-2
Tulane	1-0
Tulsa	3-1
Utah	0-1
Western Kentucky	1-1
Western New Mexico	1-0
Wyoming	1-0
Total	85-45

Turnovers
 NU high -- 24; vs. Oklahoma State (3/8/07)
 Opponent high -- 26; North Carolina Central (12/22/07)
 NU low -- 6; vs. Colorado (1/20/07)
 Opponent low -- 7; Kansas (2/17/07)

Blocked Shots
 NU high -- 7; vs. Norfolk State (11/20/07)
 Opponent high -- 10; Kansas (1/26/08)
 NU low -- 0; six times (last 3/4/08)
 Opponent low -- 0; three times (last 12/29/07)

Steals
 NU high -- 15; vs. North Texas (11/29/06)
 Opponent high -- 15; Creighton (11/24/07)
 NU low -- 1; vs. Creighton (11/18/06)
 Opponent low -- 1; Hawaii (12/22/06)





Philip Mathews

ASSISTANT COACH | THIRD YEAR | UC IRVINE (1972)

A former college head coach with nearly 500 combined wins at the Division I and JUCO levels, Philip Mathews will be in his third season working the Husker bench alongside Coach Doc Sadler in 2008-09.

Mathews returned to the Division I level in 2006-07 as an assistant coach on Sadler's first staff at Nebraska. It was Mathews' first time at the NCAA's highest level since serving as head coach at San Francisco for nine years.

Mathews' experience was vital for the Huskers in 2007-08 as he helped Nebraska post the programs' 12th 20-win season in history while earning a bid to the postseason National Invitation Tournament. The Huskers won 20 games despite breaking in a freshman point guard, but Mathews' work with Cookie Miller helped the rookie quickly adapt. Miller finished the season second on the NU freshman chart for assists (109) and steals (57) as he was the only freshman in the Big 12 Conference to rank in the top nine in assists per game, assist:turnover ratio and steals per game. Miller even led the Big 12 in steals during conference-only games.

In his first season with the Huskers, Mathews' veteran knowledge benefited the team as a whole, but his coaching specifically influenced the play of record-setting point guard Charles Richardson Jr. On the season, Richardson ranked second in the Big 12 and 14th nationally in assists per game (5.77) and his 179 assists ranked third on the Nebraska single-season chart.

Mathews' contacts around the nation helped the Huskers make significant strides on the recruiting trail. Nebraska's eight-man recruiting class for 2007 was ranked among the top 25 in the nation by at least three major recruiting analysts, including ESPN.com's Bob Gibbons (21st), CSTV.com's Van Coleman (12th) and HoopScoopOnline.com's Clark Francis (5th).

In his last stint at the Division I level, Mathews guided the San Francisco Dons program from 1995-96 to 2003-04. His team won at least 16 games in each of his first three seasons and among the early highlights was a 19-11 mark in 1997-98 that led to San Francisco's first NCAA Tournament appearance in 16 years.

Two years later, Mathews again led USF to another 19-win season. Two of his last three squads posted winning overall records and all three finished in the top four in the West Coast Conference standings. He finished his career with a 139-123 record in nine seasons at San Francisco.

Like Sadler, Mathews honed his coaching skills in the junior college ranks. Mathews compiled a combined 349-73 record in 12 years as head coach at the junior college level and his squads won a conference title 11 times during his tenure.

Mathews' first stint as head coach at the junior college level came at Ventura College, where he spent 10 seasons (1986-95) compiling a 298-56 record. His teams won 10 straight Western States Conference titles. Before his arrival, Ventura had not won a league championship in 17 seasons.

All but one of his teams earned at least 20 victories and six times – including each of his last five years in charge – his teams won at least 30 contests. During the 1994-95 campaign, Ventura went 37-1 and ranked second nationally while winning the second California state junior college title under Mathews. Eleven players recruited to Ventura for that season earned Division I scholarships.

Following his stint at San Francisco, Mathews spent the next two seasons as the head coach at San Bernardino Valley College, where he helped the Wolverines to an impressive 51-17 record. In his first season in 2004-05, San Bernardino went 27-5 and won the conference title with a 13-1 record. Mathews' first San Bernardino Valley team saw every player on the roster move on to a four-year school with a scholarship.

Mathews entered the coaching ranks as an assistant at UC Irvine for the 1973 season. He spent the next year at the high school level before returning to Irvine for four years (1975-78). Mathews then served as head coach at Santa Ana Valley High School, where he won two league titles in three years.

Following the 1980-81 campaign, Mathews returned to the college level where he was an assistant for four years at Cal State Fullerton (1982-85) before taking over the reins at Ventura College.

A two-year basketball letterwinner at UC Irvine, Mathews earned his bachelors degree in comparative cultures in 1972 and added a masters degree in education in 1975. Mathews is married to the former Margie Holland. He has four children, Sabrina (38), Akilah (31), Jordan (14) and Jonah (10).

THE MATHEWS FILE

Family:

Wife, Margie;
Sons, Jordan and Jonah;
Daughters, Sabrina and Akilah

Education:

UC Irvine, 1972
(bachelors in comparative cultures)
UC Irvine, 1975
(masters in education)

Coaching Experience:

Nebraska,
2006 to present (assistant)
San Bernardino College,
2004 to 2006 (head coach)
San Francisco,
1995 to 2004 (head coach)
Ventura College,
1985 to 1995 (head coach)
Cal State Fullerton,
1981 to 1985 (assistant)
UC Irvine,
1974 to 1978 (assistant)
UC Irvine,
1972 to 1973 (assistant)



The Mathews family (clockwise from top left): Philip, Margie, Jordan and Jonah.



David Anwar

ASSISTANT COACH | THIRD YEAR | FITCHBURG COLLEGE (1998)



David Anwar will enter his third season on the Husker sideline as an assistant for Coach Doc Sadler in 2008-09.

Anwar has made a positive impression in his first two seasons in Lincoln, especially while working with the Nebraska's guards. In his first year, Anwar worked with the Husker guards who powered the second-highest 3-point total in school history with 244 treys in 2006-07. Three Huskers finished the year ranked on the school's single-season 3-point percentage chart.

Last year, Anwar helped Sadler and the Huskers to a 20-win season – the first at Nebraska in nearly a decade – and a bid to the 2008 postseason National Invitation Tournament (NIT). It was Anwar's third postseason appearance in four years as an assistant to Sadler.

NU's guards played a major role in the Huskers' suffocating defense that was one of the best in the nation in 2008. Nebraska ranked first in the Big 12 Conference and 18th nationally in scoring defense by allowing just 60.7 points per game.

Anwar also plays a significant role in the Huskers' recruiting efforts. He helped Nebraska reel in arguably its top-rated class in the Big 12 era as the Huskers' eight-man recruiting class for 2007 was ranked among the top 25 in the nation by at least three major scouting services, including ESPN.com's Bob Gibbons (21st), CSTV.com's Van Coleman (12th) and HoopScoopOnline.com's Clark Francis (5th).

Anwar rejoined Sadler's staff after serving two seasons under him at Texas-El Paso. During that time, Anwar was the Miners'

director of operations where he was responsible for the program's budget, scheduling and practice management. He also oversaw the administrative staff and assisted with special projects, camps and on-campus recruiting while helping Sadler and the Miners reach the 2005 NCAA Tournament and 2006 NIT.

Before joining the UTEP program, Anwar served as an assistant coach at Arkansas-Fort Smith for four seasons, including the final three under Sadler. Anwar had on-court and practice responsibilities and also served as the recruiting coordinator.

Arkansas-Fort Smith earned a 101-29 record with Anwar on the bench, including a pair of top-seven national finishes in 2001 (fifth) and 2002 (seventh). The team won the Bi-State Conference East league title each of his three seasons under Sadler and produced numerous all-conference players on the court and in the classroom.

Anwar has helped several programs earn a successful record of academic success, including helping more than 20 players move on to four-year schools from Arkansas-Fort Smith.

Earlier in his career, Anwar helped more than 40 high school and prep players earn a spot on a Division I or II roster while serving as a coach at Lutheran Christian Academy (Pa.) two seasons and a year at Notre Dame Prep (Mass.).

A native of Philadelphia, Anwar earned a bachelor's degree in special education and sociology from Fitchburg State in 1998 and added a master's degree in sports management/sports leadership from Virginia Commonwealth in 2004.

THE ANWAR FILE

Education:

Fitchburg College, 1998
(bachelors in special education and sociology)
Virginia Commonwealth, 2004
(masters in sports management/leadership)

Coaching Experience:

Nebraska,
2006 to present (assistant)
Arkansas-Fort Smith,
2000 to 2004 (assistant)

Administrative Experience:

Texas-El Paso,
2004 to 2006
(director of operations)





Walter Roese

ASSISTANT COACH | FIRST YEAR | BYU-HAWAII (1994)

A veteran coach with tremendous international ties and an impressive coaching background, Walter Roese joined the Nebraska men's basketball coaching staff in May of 2008.

The addition of Roese (pronounced Row-eez) is a key component of the Husker staff as third-year coach Doc Sadler continues to build a foundation for Nebraska within the international basketball community. During Sadler's two seasons at Nebraska, he has signed two players from foreign countries (China and Germany) and coached Australian center Aleks Maric to one of the best careers in Nebraska history.

"I think it goes without saying that Walter's experience recruiting internationally will make him a great addition for our program," Sadler said when announcing Roese's hiring in May. "I think people understand that our goal is to get to the level to compete for a Big 12 championship, and to do that, we will start recruiting at home but we can't be afraid to go somewhere else and get players who can help us.

"I don't want people to assume that he only recruits internationally because he's equally as good recruiting in the United States. When I looked at it, what set him apart from other applicants was his international contacts. In addition to recruiting, Walter will also be great at working with players to make them better and helping me in games."

The first Brazilian to earn a full-time assistant position at the Division I level, Roese has built an impressive collegiate resume in a short time. Over the last three seasons, the teams he has helped coach have won a combined 67 games and earned three postseason bids, including two straight NCAA Tournament appearances.

Roese came to Nebraska from San Diego, where he spent one season under first-year coach Bill Grier, helping the Toreros to the 2008 West Coast Conference title and an NCAA Tournament appearance. After winning three straight games at the WCC Tournament to earn the league's automatic berth into the Big Dance, USD upset Connecticut, 70-69 in overtime, before losing to Western Kentucky in the second round. San Diego ended the season with a 22-14 record, including winning 14 of its last 17 games of the season.

Previously, Roese spent two years (2005-06 and 2006-07) as an assistant at Brigham Young University, including helping the Cougars to a 25-9 record and an appearance in the NCAA Tournament in 2006-07. In his first season, BYU recorded a 20-9 mark and earned a berth in the National Invitation Tournament.

Roese, who is fluent in English, Spanish and Portuguese, earned his bachelor's degree in international business administration in 1994 from BYU-Hawaii. He also attended Houston and West Texas A&M before finishing his playing career at BYU-Hawaii, where he was named a Scholar-Athlete All-American. He started his coaching career in collegiate basketball at BYU-Hawaii as a volunteer assistant coach and after earning his MBA from BYU in 2003, he served as the Cougars' director of operations in 2003-04 and 2004-05 before moving up to an assistant coaching position.

Along with his collegiate experience, Roese has served as a coach for the Brazilian Junior National Team, helping the squad qualify for the 2007 World Cup. He was also named the head coach of the Brazilian team for the 2007 World University Games in Thailand.

Six members of Roese's family have participated at the Olympic level in basketball, volleyball or tennis, while Roese played professional basketball overseas for several years. He also spent extensive time with the Brazilian National Team and professional clubs, playing in four World Cup Tournaments and at international competitions in Europe, Asia and South America.

Roese and his wife, Monique, have two children, Leonardo and Agatha. Leonardo is currently attending school in Brazil.

THE ROESE FILE

Family:

Wife, Monique;
Son, Leonardo; Daughter, Agatha

Education:

BYU-Hawaii, 1993
(bachelors in
international business
administration)
Brigham Young, 2003
(masters in
business administration)

College Coaching Experience:

Nebraska,
2008 to present (assistant coach)
San Diego,
2006 to 2007 (assistant coach)
Brigham Young,
2005 to 2007 (assistant coach)
2003 to 2005 (director of operations)

International Coaching Experience:

Brazilian Junior National Team,
2007 CorpAmerica (assistant coach)
2007 World University Games
(head coach)
2009 World University Games
(head coach)



The Roese family (from left): Walter, Agatha and Monique. Not pictured, Leonardo.





Chris Croft

DIRECTOR OF BASKETBALL OPERATIONS
THIRD YEAR

Chris Croft returns for his third season on Coach Doc Sadler's staff serving as director of basketball operations in 2008-09.

Since joining the Husker staff in September 2006, Croft has been the primary day-to-day administrator within the basketball office, where he handles the budget, clinics, camps and daily office operations. He also is heavily involved with team scheduling and the Huskers' community involvement and Life Skills programs. Croft also helps coordinate the Huskers' public speaking efforts, both for players and the coaching staff.

Another integral part of Croft's position is handling team travel, including all postseason trips. Croft assisted Sadler and the Huskers to only the 12th 20-win season in program history and a berth in the 2008 postseason National Invitation Tournament (NIT). It was the second time in three years that Croft aided Sadler's squad to the postseason.

Croft came to Nebraska from UTEP, where he served under Sadler as a program specialist. He oversaw several administrative areas for both the Miners and Huskers as the squads reached the National Invitation Tournament in 2006 and 2008, respectively.

An experienced coach and savvy basketball administrator, Croft also has an impressive basketball coaching background. During his career, Croft has previously served stints as an assistant coach in the Big 12 and Pac-10 conferences and has been a head coach at the NAIA level.

Following eight years as a Division I assistant coach, Croft was named head coach at Martin Methodist (Tenn.) College at the age of 30. Croft's first squad in 2003-04 won 22 games and grabbed the TranSouth Conference title – the first in school history – while also advancing to the NAIA national tournament. He was the first coach in league history to win a championship in his initial season as a head coach, and also the youngest coach in league history to win the championship. He led his team to 13 road wins to rank second nationally across all divisions of four-year colleges. Croft's team led the conference in scoring defense as he coached four all-conference players and seven academic all-conference players.

Croft broke into the coaching profession as an undergraduate student assistant at East Central (Miss.) CC in 1991-93. While at ECCC, he was part of a state championship team and the squad also made two regional tournament appearances. Croft then assisted M.K. Turk at Southern Mississippi as an undergraduate before being named an assistant coach at USM at age 22 in 1995.

Croft helped USM to two NIT appearances before moving to the Big 12 under Coach Eddie Sutton at Oklahoma State before the 1996-97 season. In two seasons with the Cowboys, Croft helped OSU to a pair of postseason appearances, including reaching the second round of the 1998 NCAA Tournament. He then moved on to Maryland Eastern Shore for one year in a recruiting capacity before spending four seasons (1999-2000 to 2002-2003) at Washington State. Croft also was the head coach for the Planet Basketball All-Star team that toured New Zealand in the summer of 2001.

Croft earned his bachelor's degree in coaching and sports administration from Southern Miss in 1995 and received a master's degree in human performance in 1996. Croft completed his doctoral degree in educational leadership and administration through UTEP in 2008.



Jim Shaw

VIDEO COORDINATOR
THIRD YEAR

Jim Shaw enters his third season as video coordinator on Coach Doc Sadler's staff in 2008-09. Shaw oversees all aspects of the video operation including video exchange, taping workouts and games, breaking down video and organizing the video library. He also oversees student assistants who assist with the program's video needs.

Shaw helps coordinate Nebraska player appearances in the community and assists with the Huskers' team efforts in NU's Life Skills Team Award challenge. During the offseason,

he plays an integral role with the Doc Sadler Basketball Camps by assisting with all phases of camp planning and supervision.

In his role, Shaw has helped three squads to postseason play in the past four years under Sadler. Last season, the Huskers posted a 20-win campaign for the first time in nearly a decade and earned a berth in the National Invitation Tournament (NIT). Previously, Shaw helped Sadler guide Texas-El Paso to an NCAA berth in 2004 and an appearance in the 2005 NIT.

Shaw joined the Husker staff after serving as a program specialist at Texas-El Paso under Sadler and former Miners' coach Billy Gillispie. Shaw handled all duties surrounding the Miners' video system during his three years in El Paso, and was heavily involved with directing camps and clinics, including serving as director for the Doc Sadler Basketball Camps each of his last two years. He also has significant experience assisting with recruiting efforts and all areas of player development.

A native of San Antonio, Texas, Shaw is familiar with the Midwest after earning his undergraduate degree in economics at Grinnell (Iowa) College in 2003. He then added a master's degree in business administration from Texas-El Paso in 2005 while working with the Miners' program.

Shaw was a four-year letterwinner at Grinnell, helping the Pioneers to four straight Division III national scoring titles, including an all-division scoring record of 124.9 points per game in 2002-03. He led Grinnell to a league title as a sophomore and senior, and in 2001 paced the conference in 3-pointers made while pushing the Pioneers to the NCAA Tournament.

Shaw was married to the former Leslie Hawley in June 2007. His father, Bill, joined the Husker program as team manager/player development in August 2008.



Bill Shaw

TEAM MANAGER/PLAYER DEVELOPMENT

Bill Shaw joins the Nebraska men's basketball program as team manager/player development for the 2008-09 season. In his role with the Huskers, Shaw will have administrative duties and serve as a mentor for student-athletes, specifically assisting with their academic progress.

A veteran coach from the Texas high school ranks, Shaw brings tremendous experience to the Husker program after spending more than 30 years coaching in the high school ranks, directing programs for boys and girls basketball, track, baseball, cross country and tennis while also assisting with football teams. He is well-respected throughout the coaching ranks in the state of Texas and has a great understanding for relating to players as well as knowledge of how to run a successful program.

During his career, Shaw earned an impressive 565-332 record, with his teams earning 11 district titles. He guided his squads to at least 70 wins at four different schools. In his first coaching stint, Shaw helped Richards High School to a 118-31 record including the 1976 Class B Texas state championship. The title came in one of four trips to the state semifinals, as he also took Richards to the final four in 1975 while leading Somerville to a runner-up finish at state in 1984 and Ingleside to the semifinals in 1985. After five years away from the hardwood, Shaw returned to coaching at Christian Academy of San Antonio for the 2007-08 season when he guided the boy's team to a 21-8 record and a place in the regional finals.

Shaw also has extensive experience working summer camps as an elite instructor. He spent time traveling throughout the state of Texas, working camps at Texas A&M, Texas, Baylor and Southwest Texas State among others.

Shaw is a 1973 graduate of Texas A&M with a degree in health and physical education. He was a varsity athlete for the Aggies, running track and cross country. Shaw and his wife, Kathy, have two grown children, Jim Shaw and Leeann Tarpley. Jim is in his third year at Nebraska where he serves as the men's basketball team video coordinator.



Kim Babcock

MEN'S BASKETBALL SECRETARY

Kim Babcock joined the Nebraska Athletic Department in December of 2006 as the men's basketball office secretary. In her role, she provides administrative assistance to all the members of the Husker coaching staff while assisting with the coordination of Doc Sadler's Nebraska Basketball Camps and the annual Doc Sadler Golf Classic.

Babcock returned to Lincoln in 2006 after spending the previous six years in Kansas City, Mo. There she served as an administrative assistant at FirstGuard Health Plan, supporting two company vice-presidents and a department of six employees. Before moving to Kansas City, she worked in the front office for Lincoln orthodontist Brett Cascini.

Babcock grew up in Seward, Neb., and graduated from Seward High School before earning a bachelor's degree in psychology from Nebraska Wesleyan in 1997. She resides in Lincoln with her dog, Rusty.



Pat Norris

DEVANEY CENTER EQUIPMENT MANAGER

Pat Norris began working as the equipment manager for the Bob Devaney Sports Center in 2004. A member of the American Equipment Managers Association, Norris is responsible for overseeing the day-to-day operations for equipment checkout and upkeep for six Husker athletic squads, including the men's basketball team. He worked in a similar position as a student from 1997 to 1999.

Before joining the Husker staff, Norris worked five years in Chicago. He was an installations billing coordinator at Hub Group Distribution Services and an account manager at SCR Companies.

Norris married the former Elizabeth Fonfara in September 2007. The couple had a daughter, Parker Elizabeth, in April 2008.



R.J. Pietig

GRADUATE ASSISTANT ATHLETIC TRAINER

R.J. Pietig returns for his first full year serving as the primary athletic trainer for the Nebraska men's basketball team. He originally joined the squad midway through the 2007-08 campaign.

He works closely with the certified athletic trainers on the athletic medicine staff to provide preventive care at practices and games as well as rehabilitation for injured student-athletes. Pietig attends all practices and games including traveling with the team to all away contests.

A native of Carroll, Iowa, Pietig graduated from Iowa State in 2007 with a degree in health and human performance, with a specialty in athletic training. He is currently pursuing his master's degree in leadership education from Nebraska.



Rusty Ruffcorn

HEAD BASKETBALL STRENGTH COACH, C.S.C.S.

Rusty Ruffcorn joined the NU basketball program as the head strength coach in 2006. Ruffcorn works primarily with the men's and women's basketball teams while also serving as the strength coach for the Bob Devaney Sports Center. Ruffcorn began his association with Nebraska as a volunteer intern in 2004 and moved into a full-time intern role in 2005, working with the baseball and football squads before taking over for the basketball teams.

A native of Omaha, Ruffcorn was a student assistant strength coach at Nebraska-Omaha before graduating with a bachelor's degree in exercise science in 2004. With a significant background in strength training, power lifting and Olympic weightlifting, Ruffcorn has earned USAW Level I club coach certification and is a certified strength and conditioning specialist (C.S.C.S.).

Ruffcorn was married to the former Lisa Rathbun in September 2007.



Jerry Trickie

ASSISTANT MEDIA RELATIONS DIRECTOR

Jerry Trickie joined the Nebraska Athletic Department in January 2001 and currently serves as assistant media relations director. Trickie handles all publicity efforts for the Husker men's basketball team and is the No. 2 media relations contact for Nebraska football. He also served as the editor of the football game day program for seven years.

Before joining the Huskers, Trickie spent nearly four years as assistant media relations director at East Carolina University. During his stint with the Pirates, Trickie was responsible for all publicity associated with the nationally ranked baseball team, as well as the volleyball and swimming and diving squads. His duties also included serving as the secondary contact for football and men's basketball.

A native of Loves Park, Ill., Trickie earned his bachelor's degree from Augustana (Ill.) College in 1993. He married Sara Baisey in July 2002.

BASKETBALL STUDENT MANAGERS



Scott Gullion
Manager



Jordan Hitchcock
Manager



Julianne Matczyszyn
Manager



Nate Meyer
Manager



Jordan Miller
Manager



Brandon O'Holloran
Manager



Jon Recker
Manager



Monte Ritchie
Manager



Lisa Scardino
Manager



Doug Svatos
Manager



UNIVERSITY ADMINISTRATION.....76-77

ATHLETIC DIRECTOR78

SENIOR STAFF79

ATHLETIC DEPARTMENT STAFF80-81



Harvey Perlman, J.D.

CHANCELLOR | NEBRASKA (1963)

Harvey Perlman was named the 19th Chancellor of the University of Nebraska-Lincoln on April 1, 2001. He had served as Interim Chancellor of the University of Nebraska-Lincoln since July 16, 2000.

A former dean of the University of Nebraska College of Law (1983-98), Perlman has also served as interim senior vice chancellor for academic affairs at UNL (1995-96).

A Nebraska native, Perlman was raised in York, and earned a bachelor of arts in history and a juris doctorate from the University of Nebraska. During his law school years, he was editor in chief of the Nebraska Law Review and was elected to the Order of the Coif, a law honors society.

He joined the NU law faculty in 1967 after spending a year as a Bigelow Teaching Fellow at the University of Chicago Law School. He served on the Nebraska law faculty until 1974 when he joined the faculty at the University of Virginia Law School. He returned to Nebraska in 1983 when he accepted the deanship of the Nebraska Law College, a post he held until 1998 when he returned

to the professoriate. He has also served as a visiting professor at Florida State University College of Law, the University of Puget Sound School of Law and the University of Iowa College of Law.

His area of legal expertise lies in torts and intellectual property. He is a member of the Nebraska State and American Bar Associations, the Council of the American Law Institute and is a commissioner of the National Conference of Commissioners on Uniform State Laws. He is co-author of "Intellectual Property and Unfair Competition" (5th edition, 1998) and co-reporter for the "Restatement of Unfair Competition" (1994). In February 2002, Perlman was named a Life Fellow of the American Bar Foundation. Fellow status denotes an individual who has demonstrated outstanding dedication to the welfare of his or her community and is committed to the highest principles of the legal profession. Only the top one-third of one percent of the legal profession is eligible for nomination as a Fellow.

At the University of Nebraska, he

chaired the search advisory committee for chancellor in 1991, chaired the Nebraska Bioethics Advisory Panel, and is a member of the Nebraska State Fair Board.

He serves on the Council of the American Law Institute, a leading national law reform organization, as one of Nebraska's Commissioners of Uniform State Laws, and as Chair of the Board of Directors of the Big 12 Athletic Conference. He is a member of the Bowl Championship Series Presidential Oversight Committee.

Perlman and his wife, Susan, an UNL alumna, are the parents of two daughters. Anne, who earned degrees from UNL and the University of Nebraska Medical Center, practices medicine in Lincoln and is married to UNL alumnus David Spinar; they are the parents of the Perlmans' three grandchildren, Will, Ava, and Marco, Husker fans all. Daughter Amie, who received bachelors and juris doctorate degrees from UNL, is a Nebraska assistant attorney general and is married to UNL alumnus Ron Larson.

NEBRASKA'S CHANCELLORS

1871-1876	—	Allen R. Benton
1876-1882	—	Edmund B. Farfield
1884-1889	—	Ivin J. Manatt
1891-1895	—	James H. Canfield
1895-1899	—	George E. MacLean
1900-1908	—	E. Benjamin Andrews
1908-1927	—	Samuel Avery
1927-1938	—	E.A. Burnett
1938-1946	—	Chauncey S. Boucher
1947-1953	—	R.G. Gustavson
1953-1954	—	John K. Selleck
1954-1968	—	Clifford Hardin
1968-1971	—	Joseph Soshnik
1972-1975	—	James H. Zumberge
1975-1976	—	Adam C. Breckenridge
1976-1980	—	Roy A. Young
1980-1981	—	Robert H. Rufford
1981-1991	—	Martin A. Massengale
1991-1991	—	Jack Goebel
1991-1995	—	Graham B. Spanier
1995-1996	—	Joan R. Leitzel*
1996-2000	—	James Moeser
2000-2001	—	Harvey S. Perlman*
2001-present	—	Harvey S. Perlman

* Interim Chancellor



Josephine Potuto, J.D.

INSTITUTIONAL REPRESENTATIVE | RUTGERS (1971)

Josephine (Jo) R. Potuto, the Richard H. Larson Professor of Constitutional Law, has been Nebraska's faculty representative (FAR) to the NCAA and Big 12 Conference since May 15, 1997.

She is the incoming chair of the Division IA Faculty Athletics Representatives. In 2002, she was named Outstanding Faculty Athletics Representative by the All-American Football Foundation.

Potuto just completed her third three-year term on the NCAA Division I Committee on Infractions (chair since 2006). She serves on the Big 12 Conference of FARs and is a past Big 12 Conference representative on the NCAA Division I Management Council and on the NCAA Men's Gymnastics Championship Committee.

Potuto is an expert on NCAA enforcement and infractions processes as well as the general NCAA committee structure. She has testified before the House Subcommittee on the Constitution regarding due process in NCAA infractions hearings and has made presentations to the Knight Commission on Intercollegiate Athletics. Potuto is a past

adviser to the Uniform Law Commissioners Committee to draft a sports agent statute, has drafted rules governing search and seizure and hearings for the Nebraska Racing Commission, and also has written on issues of gender equity in college athletics.

At Nebraska, Potuto is a member of the academic senate's intercollegiate athletics committee. She also served on Nebraska's NCAA site certification steering committee.

Potuto teaches constitutional law, procedural and criminal law, federal jurisdiction, and sports law. She has been a visiting professor of law at the University of Arizona, Rutgers University, the Cardozo College of Law at New York's Yeshiva University, the University of Oregon, the University of North Carolina, and Seton Hall University. She has worked as an assistant prosecutor in the Essex and Morris County (N.J.) prosecutor's offices.

She was project director and a drafter of the Uniform Law Commissioners Sentencing and Corrections Act, as well as the drafter

for the Nebraska Supreme Court Committee to Draft Criminal Jury Instructions. She is the author of three books and numerous articles. She also is a member of the American Law Institute.

Potuto earned her bachelor's degree in journalism at Rutgers' Douglass College; her master's degree in English literature at Seton Hall; and her juris doctorate at the Rutgers Law College. She is a member of the bar of the U.S. Supreme Court, the U.S. Court of Appeals for the Third Circuit and the U.S. District Courts for Nebraska and New Jersey.

NEBRASKA'S CHANCELLORS

1931-1946	—	T.J. Thompson
1947-1958	—	Earl Fullbrook
1959-1964	—	Charles S. Miller
1965-1968	—	Merk Hobson
1969-1970	—	John R. Davis
1971-1982	—	Keith L. Broman
1982-1997	—	James O'Hanlon
1997-pres.	—	Josephine Potuto

Board of Regents

UNIVERSITY OF NEBRASKA BOARD OF REGENTS

The Board of Regents consists of eight voting members elected by district for six-year terms, and four non-voting student Regents, one from each campus, who serve during their tenure as student body president. The board supervises the general operations of the university, and the control and direction of all expenditures. The board also includes a corporation secretary who manages all records including agendas, minutes, notices, policies and bylaws. Those documents can be found on the web at nebraska.edu/board/.

The board meets regularly, primarily in Lincoln but also in Omaha and greater Nebraska. Persons wishing to provide information to the board or to appear before it should contact: Corporation Secretary, University of Nebraska, Varner Hall, 3835 Holdrege, Lincoln, NE 68583.



J.B. Milliken, J.D.
President,
University of Nebraska



Randolph Ferlic, M.D.
Omaha



Chuck Hassebrook
Lyons



Howard Hawks
Omaha



Jim McClurg, Ph.D.
Lincoln



Bob Phares
North Platte



Kent Schroeder, J.D.
Kearney



Bob Whitehouse
Papillion




Charles Wilson, M.D.
Lincoln



Tim Hruza
Nebraska-Kearney



Curtis McKnight
Nebraska-Medical Center



Lucas Seiler
Nebraska-Omaha



Emily Zimmer
Nebraska-Lincoln



Tom Osborne

ATHLETIC DIRECTOR | HASTINGS COLLEGE (1959)

A Hall of Fame football coach returned to his roots on Oct. 16, 2007, to become the 13th athletic director at the University of Nebraska. Tom Osborne accepted the position at the time because, Osborne said, "Harvey Perlman asked me."

Perlman, UNL's chancellor, asked Osborne to lead the program where he had served so productively as head football coach. Two months later, on Dec. 20, 2007, he announced that the word "interim" had been removed from Osborne's title, and he would remain athletic director until at least July of 2010.

Holder of master's and doctorate degrees from the University of Nebraska in educational psychology, Osborne said he probably would not have considered coaching if he had not met Bob Devaney, who convinced him to become a volunteer graduate assistant on his staff.

"Bob epitomized the value of loyalty, and I will always be grateful for the confidence he showed in me," Osborne said. "Because of his leadership and empowerment as a coach and an athletic director, I was fortunate to serve 25 years as head coach."

Devaney put Osborne in charge of the offense that won two national titles and allowed him to concentrate on three areas he thought were important – a strong academic program for student-athletes, a strength and conditioning program and a more formalized program to attract walk-on players.

Each area has grown into an important asset for all 23 Nebraska sports programs, which Osborne now oversees. Within months

of his appointment, Osborne quietly re-established an athletic department mission based on five core values – integrity, trust, respect, teamwork and loyalty.

Nebraska fans across the country and around the world have expressed confidence in Osborne's experience, his understanding of Nebraska and his desire to elevate the program back among the nation's elite.

Since retiring from football in 1997, Osborne has found several ways to stay active in his home state. His most visible post-coaching foray came in the political arena, as he served three terms in the U.S. House of Representatives from Nebraska's 3rd congressional district from 2000 to 2006. He also made a gubernatorial bid in 2006 before turning to academia.

A native of Hastings, Neb., Osborne served as a senior lecturer at Nebraska in the College of Business Administration, teaching leadership and business ethics, in the fall of 2007. He completed the fall semester while working in the athletic department. Osborne has also worked as a consultant for local college athletic departments over for two years.

"I've spent the majority of my life working with the athletic department at the university and I want to do what I can at this point to continue in the pursuit of excellence that has been previously established," he said.

Widely known for his leadership, integrity, honor and compassion, Osborne has poured time and effort into building a unique mentoring program within the state. The TeamMates program, founded by Tom and his wife, Nancy, in 1991, provides support and encouragement to school-aged youth with the goal of seeing children graduate from high school and pursue a post-secondary education.

Osborne still actively provides leadership in the college football ranks despite being away from the sideline for a decade. He is currently a voter on the coaches poll for the Master Coaches Poll.

While he may hold a key position that molds the future of Nebraska Athletics, many will always remember Osborne for his legendary service to the program as a football coach.

Osborne was named Nebraska's 25th head coach following the 1972 season and worked the sideline for 25 years, the longest tenure in school history. Under Osborne's direction, the program achieved remarkable success, exceeding any in its rich history. The Cornhuskers mounted a 255-49-3 record under Osborne. The

255 victories are the sixth-most all-time among major college football coaches while the winning percentage (.836) ranks fifth all-time.

His achievements were so highly regarded that the National Football Foundation waived its three-year waiting period so that he could be inducted into its Hall of Fame in December of 1998. He is one of only four coaches in history to have the mandatory three-year waiting period waived.

Osborne's coaching career came to a poetic end in the 1998 Orange Bowl. In his final game, the Huskers defeated No. 3 Tennessee, 42-17, giving him a share of a third national title in his final four seasons. The victory left Osborne as the first coach in college football history to retire as a reigning national champion, along with the nation's best active winning percentage.

Osborne guided the Huskers to back-to-back titles in 1994 and 1995, then capped his career by sharing the 1997 title with Michigan. Nebraska's back-to-back national titles in 1994-95 made Osborne the first coach to accomplish that feat since Bear Bryant led Alabama to titles in 1978-79. Under Osborne, NU became just the second school all time and the first since Oklahoma in 1955-56 to post back-to-back perfect national championship seasons. In fact, Osborne's last five Nebraska teams put together the best five-year run in collegiate football history with an amazing 60-3 record, including five consecutive 11-win seasons.

Osborne-coached Nebraska teams captured 13 conference crowns, including six of his last seven seasons on the sideline. All 25 of his Husker teams won at least nine games and went to a bowl, while 15 won 10-or-more games.

In the classroom, Osborne's teams were also successful. The Husker football program totaled 65 CoSIDA Academic All-America awards in Osborne's 25 years. To put Osborne's dedication to developing complete student-athletes in perspective, his teams accumulated more football Academic All-Americans in 25 years than any other football program in the nation has produced in its history.

Osborne spent five seasons under Devaney, helping the Huskers win back-to-back national championships in 1970 and 1971. In 1973, Osborne succeeded Devaney, who also served as Nebraska's Athletic Director from 1967 to 1993.

Osborne and his wife, Nancy, have three adult children, Mike, Ann and Suzanne and four grandchildren.

THE OSBORNE FILE

Nebraska Athletic Director
(2007-present)

Congressman, Third District
(2000-06)

Nebraska Head Coach
(1973-97)

Nebraska Assistant Head Coach
(1972)

Nebraska Assistant Coach
(1967-71)

Nebraska Part-Time Coach
(1964-66)

Nebraska Graduate Assistant
(1962-63)

Education

Hastings College (1959)

B.A. in history
Nebraska (1963)

M.A. in educational psychology
Nebraska (1965)

Ph.D. in educational psychology

Family

Wife: Nancy (Tederman)

Son: Mike; Daughters: Ann, Suzanne



Tom and Nancy Osborne

Marc Boehm

EXECUTIVE ASSOCIATE A.D. | KANSAS STATE (1984)



Member of the Nebraska Athletics senior administration since May 2003, Marc Boehm (pronounced BAME) serves as Executive Associate Athletic Director and is the top assistant to the athletic director. Boehm fulfills the director's responsibilities in his absence and also serves as the department's chief operating officer.

Boehm oversees the efforts of several areas within athletics, including marketing, media relations, HuskerVision, facilities and events. Boehm also oversees the Nebraska men's and women's basketball programs and the Husker soccer program. He also played a major role in the athletic department's negotiations for its contract extension with IMG College Sports in the summer of 2008. To date, it is the largest multi-media rights contract in college athletics.

As the primary administrator for the NU basketball programs, Boehm played an integral role in the hiring of Doc Sadler to be the Huskers' new coach on Aug. 8, 2006. Sadler quickly got fans around the state enthused about the direction of the program as he secured a recruiting class ranked among the top 15 in the nation by several services.

Boehm has worked tirelessly with Fox Sports Net and the Big 12 Conference to provide the men's basketball team with an extensive television package each of the past three seasons. His efforts in providing a fan-friendly atmosphere at the Bob Devaney Sports Center have also led to an increase of more than 20 percent in attendance at women's games over the past five seasons.

Under Boehm's guidance, the teams have combined for eight postseason appearances

in the past five years. The women's team advanced to the second round game in the NCAA Tournament for the third time in school history in 2008, after making its second straight trip to the Big Dance. Coach Connie Yori's Huskers have made five consecutive postseason tournament appearances. The men have seen recent success as well, reaching postseason play three times during Boehm's tenure, including a trip to the second round of the 2008 Postseason NIT.

Boehm's efforts to enhance NU's gameday atmosphere were not restricted to the basketball programs. He was instrumental in conceptualizing and developing the Husker Nation Pavilion, which quickly became the premier pregame event around home football games.

Boehm also took the lead role in obtaining First National Bank and Ameritas as premier sponsors for the Nebraska Athletic Department for a combined deal worth more than \$7 million over a three-year period. First National Bank and Ameritas joined ALLTEL, Pepsi and adidas as premier corporate sponsors for Husker athletics.

Boehm held the same position at Pittsburgh from 1997 to 2003. Boehm assisted in the rise of the Panthers' basketball program with the men's team posting back-to-back Sweet 16 appearances in the NCAA Tournament. During construction of the Panthers' new athletic facilities, Boehm played a central role in Pitt's athletic teams moving to the UPMC Sports Performance Complex, Heinz Field and the Petersen Events Center.

Boehm served as interim athletic director at Pittsburgh for nearly five months

before coming to Nebraska. During that time, he hired new men's (Jamie Dixon) and women's basketball (Agnus Berenato) and soccer (Sue-Moy Chin) head coaches for the Panther program. Under Dixon's direction, the Panthers have advanced to seven straight NCAA Tournaments, while Berenato has rejuvenated the women's program with back-to-back NCAA Tournament appearances in 2007 and 2008.

Joe Starkey of the Pittsburgh Tribune Review praised Boehm for the outstanding basketball hires, writing in a 2006 article, "Credit Marc Boehm with a key assist here. ... He was Pitt's interim athletic director after Steve Pederson left, and it was under his watch that Berenato and men's basketball coach Jamie Dixon were hired. That's a pretty good legacy."

Boehm also spent five years as associate executive director of the Tostitos Fiesta Bowl. He directed and managed a 125-member fund-raising committee of Arizona business people responsible for generating more than \$4.5 million in cash and in-kind partnerships. Previously he spent four years as associate executive director and public relations director of the Sun Bowl from 1987 to 1991.

Born in Grand Island, Boehm earned his bachelor's degree in communications from Kansas State in 1984 and added a master's degree in sports management from St. Thomas (Fla.) University in 1985. Boehm and his wife, the former Janelle Broderick of Minot, N.D., have three boys, Broderick, Christian and Lukas John.

NEBRASKA ADMINISTRATION



Dennis Leblanc
Senior Associate A.D./
Academics, Compliance
& Planning



Chris Anderson
Associate A.D./
Community Relations



Bob Burton
Associate A.D./
Administration



Nancy Kenny
Associate A.D./CFO



Pat Logsdon
Associate A.D./
Administration



Paul Meyers
Associate A.D./
Development



Keith Zimmer
Associate A.D./
Life Skills



Gary Barga
Assistant A.D./
Compliance



Butch Hug
Assistant A.D./
Events



John Ingram
Assistant A.D./
Facilities



Jeff Jamrog
Assistant A.D./
Football



Josh White
Assistant A.D./
Compliance & Planning

Nebraska Athletic Department Staff



Holly Adam
Ticket Manager



Dr. Lonnie Albers
Director of Athletic
Medicine



Mike Arthur
Director of Strength &
Conditioning



Alvin Banks
Academic Counselor/
Coord. of Student-
Athlete Development



Derek Bombeck
Event Management
Specialist



Kimberly Brick
Custodial
Supervisor



Jan Brown
Accounting Manager



Brad Brown
Assistant Athletic
Trainer



Katie Butzke
Event Management
Specialist



Angela Christ-
Zemunski
Ticketing Assistant



Dr. David Clare
Team Physician,
Orthopaedic Surgeon



Dr. Pat Clare
Chief of Staff,
Orthopaedic Surgeon



Tyler Clarke
Assistant Strength
Coach



Brad Colee
Video Production
Specialist



Karen Cook
Husker Power
Staff Secretary



Kim Daniel
Custodial Supervisor



Mike Dobbs
Assistant Director
of Development



James Dobson
Head Football
Strength Coach



Tom Duffresne
Assistant Athletic
Trainer



Leslie Edwards
Custodian



Jolene Emricson
Assistant Athletic
Trainer



Jane Farrell
Personnel & Payroll
Associate



Patricia Ferree
Compliance
Assistant



Derek Freeman
Development
Operations Manager



Gaila Friesen
Secretarial Specialist



Randy Gobel
Assistant Director
of Athletic Facilities



Scott Guthrie
Chief Engineer



Lisa Grzeskowiak
Assistant Athletic
Trainer



Anne Hackbart
Administrative
Assistant



Jami Hagedorn
Financial & Human
Resources Manager



Janell Hall
Concessions
Operations Manager



Jack Harper
Custodian



Kirk Hartman
HuskerVision
Creative Director



Sheri Hastings
Academic Counselor



Eric Haynes
Compliance
Director of Athletic Facilities



Kevin Herbel
Director of Planning
& Reporting



Mike Hodges
Video Production
Specialist



Matthew Honnor
Custodian



Phil Hood
Trade Supervisor



John Horstman
Building Services
Technician



Leah Huber
Academic
Administrative
Assistant



Katie Jewell
Assoc. Director of
Academic Programs



Jena Johnson
Compliance
Associate



Jeff Kinnison
Custodian



Doug Kissinger
Building Services
Technician



Shot Kleen
Director of
Technology



Arlyce Koerner
Facilities & Events
Staff Secretary



Dale Kruse
Food Service Manager



Blake Lange
Assistant
Equipment Manager



Brian Lehmann
Director of
Sports Nutrition



Marlon Lozano
Cheer Squad Coach



Mark Mayer
Head Football
Athletic Trainer



Sarah McGrath
Accounting Clerk



Chris McQuillan
Assistant Equipment
Manager



Alan Moore
Building Services
Technician



Shawn Morrison
Computer Hardware
Technician

Nebraska Athletic Department Staff



Sol Morton
Building Services
Technician



Kelly Mosier
Video Production
Coordinator



Eric Muff
Information Services
Manager



Diane Nietfeldt
Shipping & Receiving



Doak Ostergard
Outreach Director



Laura Pilakowski
Assistant Strength
Coach



Robert Pleines
Building Services
Technician



Amanda Pohlman
Video Production
Specialist



Amy Potts
Business Office
Assistant



Roxane Rasmussen
Concessions Manager



Kristi Reetz
Assistant Ticket
Manager



Lindsey Remmers
Assistant Director
of Sports Nutrition



Stephanie Scheffler
Marketing Office
Secretary



Kim Schellpeper
Assoc. Director of
Academic Programs



Jeff Schroder
Building Services
Technician



Corrie Sears
Director of
Athletic Marketing



Amy Seiler
Massage Therapist



John Shaw
Building Services
Technician



Will Sheppard
Academic Counselor/
Coord. of Multicultural
Programs



Derek Simonsen
Accounting Clerk



Peg Slagle
Skybox Coordinator



Laure Smith
Assistant Director
of Compliance



Patrick Spieldenner
Assistant Athletic Trainer



Michael Stephens
Director of Corp.
Marketing, Licensing/
Concessions



Dr. Scott Strasburger
Team Physician,
Orthopaedic Surgeon



Jay Terry
Head Equipment
Manager



Maggi Thorne
Facilities Project
Coordinator



Steve Torske
Building & Grounds
Supervisor



Andrew Truslow
Ticketing Assistant



Chad Wade
Assistant Strength
Coach



Judy Weaver
Development
Administrative Assistant



Jerry Weber
Head Athletic Trainer



Jacqueline Wilken
Administrative
Coordinator



Ervin Williams
Event Management
Specialist



Karen Williamson
Ticketing Assistant



Annie Wood
Design Specialist



Linda Ybarra
Facilities
Administrative
Coordinator



OPPONENTS



SCHEDULE CALENDAR/COMPOSITE 84-85

OPPONENTS 86-97

BIG 12 SERIES HISTORY 99-106

NON-CONFERENCE SERIES HISTORY 107-114

2008-09 Nebraska Schedule Calendar

NOVEMBER 2008

SUNDAY	MONDAY	TUESDAY	WEDNESDAY	THURSDAY	FRIDAY	SATURDAY
						1
2	3	4	5	6	7 Chadron State (ex.) 7 p.m.	8
9	10	11	12	13	14	15
16 San Jose State 2 p.m.	17	18	19 at TCU 7 p.m. (CBS College Sports)	20	21	22 Arkansas-Pine Bluff 1 p.m.
23	24	25 Saint Louis 7 p.m. (FSMW)	26	27	28	29 Creighton 7 p.m. (FSMW)
30						

DECEMBER 2008

SUNDAY	MONDAY	TUESDAY	WEDNESDAY	THURSDAY	FRIDAY	SATURDAY
	1	2	3 Alabama State 7 p.m. (FSMW)	4	5	6
7 at Arizona State 1 p.m. (FSN)	8	9	10	11	12	13 at Oregon State 7 p.m. (FSMW)
14	15	16	17	18	19	20 IPFW 7 p.m.
21	22	23 UMBC 7 p.m. (FSMW)	24	25	26	27
28	29	30 South Carolina State 7 p.m.	31			

JANUARY 2009

SUNDAY	MONDAY	TUESDAY	WEDNESDAY	THURSDAY	FRIDAY	SATURDAY
				1	2	3 Maryland Eastern Shore 2 p.m.
4	5 Florida A&M 7 p.m.	6	7	8	9	10 Missouri 1 p.m. (ESPN2)
11	12	13	14 at Iowa State 7 p.m. (FSMW)	15	16	17 Kansas State 5 p.m. (B12)
18	19	20	21 at Oklahoma 8 p.m. (ESPN2)	22	23	24 Oklahoma State 3 p.m. (B12)
25	26	27	28 Kansas 6:30 p.m. (ESPN2)	29	30	31 at Texas Tech 7 p.m. (B12)

FEBRUARY 2009

SUNDAY	MONDAY	TUESDAY	WEDNESDAY	THURSDAY	FRIDAY	SATURDAY
1	2	3	4 at Colorado 9:30 p.m. (FSMW)	5	6	7 Texas 1 p.m. (ESPN)
8	9	10	11	12	13	14 at Missouri 12:30 p.m. (B12)
15	16	17	18 Colorado 8 p.m. (ESPN2)	19	20	21 at Kansas 3 p.m. (B12)
22	23	24 Texas A&M 8:30 p.m. (ESPN2)	25	26	27	28 at Kansas State 7 p.m. (B12)

MARCH 2009

SUNDAY	MONDAY	TUESDAY	WEDNESDAY	THURSDAY	FRIDAY	SATURDAY
1	2	3	4 Iowa State 6:30 p.m. (FSMW)	5	6	7 at Baylor 3 p.m. (B12)
8	9	10	11 at Big 12 Championship (Oklahoma City)	12 at Big 12 Championship (Oklahoma City)	13 at Big 12 Championship (Oklahoma City)	14 at Big 12 Championship (Oklahoma City)
15 NCAA Tournament Selection Sunday	16	17	18	19 NCAA Tournament begins	20	21

Schedule as of Oct. 10, 2008. All times Central and subject to change.

B12- Big 12 Network.

FSMW- Fox Sports Midwest (in state of Nebraska only). All games on FSMW will also be carried on ESPN FullCourt or ESPN360.com.

2008-09 Big 12 Composite Schedule

Friday, Nov. 14

UC-Davis at Iowa State, 7 p.m.
Florida A&M at Kansas State, 7 p.m.
UT-San Antonio at Oklahoma State, 7 p.m.
St. Francis (Pa.) at Texas Tech, 7 p.m.
American at Oklahoma, 7 p.m.
Arkansas-Pine Bluff at Colorado, 8 p.m.
Stetson at Texas

Saturday, Nov. 15

Paul Quinn College at Baylor, 3 p.m.
Loyola-Marymount at Iowa State
Prairie View A&M at Missouri, 3:30 p.m.

Sunday, Nov. 16

Southeast Missouri St. at Kansas St., 2 p.m.
San Jose State at Nebraska, 2 p.m.
Arkansas-Pine Bluff at Texas A&M, 4 p.m.
UW-Milwaukee at Iowa State, 7 p.m.
Kansas vs. UMKC, 7 p.m., ESPN

Monday, Nov. 17

North Texas at Oklahoma State, 7 p.m.
Chattanooga at Missouri, 7 p.m.
Sam Houston State at Texas Tech, 7 p.m.
Miss. Valley St. at Oklahoma, 8 p.m., ESPN

Tuesday, Nov. 18

Baylor at Centenary, 3 p.m.
Stephen F. Austin at Texas A&M, 7 p.m.
Montana State at Colorado, 8 p.m.
Kansas vs. Florida Gulf Coast, 8 p.m., ESPN
Oklahoma vs. Davidson/JMU, ESPN
Tulane at Texas

Wednesday, Nov. 19

Emporia State at Kansas State, 7 p.m.
Nebraska at TCU, 7 p.m., CBS College Sports

Thursday, Nov. 20

Missouri vs. Xavier, 11:30 a.m., ESPN
Tulsa at Oklahoma State, 7 p.m.
Legends Classic, Lubbock, Texas
East Central at Texas Tech

Friday, Nov. 21

Missouri vs. Fairfield/Va. Tech, ESPN
Jackson State at Texas A&M, 7 p.m.

Saturday, Nov. 22

Southern at Baylor, 1 p.m.
Arkansas Pine-Bluff at Nebraska, 1 p.m.
Harvard at Colorado, 3 p.m.
Kansas State at Cleveland State, 6 p.m.
Gardner-Webb at Oklahoma
Eastern Kentucky at Texas Tech

Sunday, Nov. 23

Grambling State at Oklahoma State, 3 p.m.
Missouri vs. To Be Determined, ESPN

Monday, Nov. 24

Texas vs. Saint Joseph's, 2 p.m., ESPN
Jacksonville at Baylor, 7 p.m.
Kansas vs. Washington, 9 p.m., ESPN
Iowa State at Hawaii, 11 p.m.

Tuesday, Nov. 25

Texas vs. Indiana/Notre Dame, TBA, ESPN
Kansas vs. Syracuse/Florida, TBA, ESPN
Saint Louis at Nebraska, 7 p.m., FSMW
Oakland at Kansas State, 7 p.m.
UNC Wilmington at Texas A&M, 7 p.m.
Southeastern Louisiana at Texas Tech, 7 p.m.
Lafayette at Colorado, 8 p.m.

Wednesday, Nov. 26

Oklahoma vs. To Be Determined
Texas vs. To Be Determined

Thursday, Nov. 27

Oklahoma State vs. Gonzaga, 8 p.m., ESPN
Baylor vs. Providence, 10:30 p.m., ESPN

Friday, Nov. 28

Okl. St. vs. Maryland/Michigan State, ESPN
Coppin State at Kansas, 7 p.m.
Texas A&M vs. Tulsa, 7:30 p.m., FSN
Baylor vs. Arizona State/Charlotte, ESPN

Kansas State vs. Kentucky, 11 p.m., ESPN
Oklahoma vs. To Be Determined
Texas Tech vs. Pittsburgh

Saturday, Nov. 29

Mississippi Valley St. at Iowa State, 12:30 p.m.
Kansas St. vs. Iowa/West Virginia, ESPN
Creighton at Nebraska, 7 p.m., FSMW
Colorado at Stanford, 9:30 p.m., FSN
Texas A&M vs. Illinois/Kent State

Sunday, Nov. 30

Baylor vs. To Be Determined, ESPN
Oral Roberts at Missouri, 3 p.m.
Oklahoma St. vs. To Be Determined, ESPN
Rice at Texas
Texas Tech vs. Wash. St./Miss. St.

Monday, Dec. 1

Kent State at Kansas, 8 p.m., ESPN

Tuesday, Dec. 2

Arkansas-Pine Bluff at Missouri, 7 p.m.

Wednesday, Dec. 3

New Mexico State at Kansas, 7 p.m.
Alabama State at Nebraska, 7 p.m., FSMW
Wichita State at Texas Tech, 7 p.m.
TCU at Colorado, 8 p.m.
Iowa State at Northern Iowa, 8 p.m.

Thursday, Dec. 4

USC at Oklahoma, 6 p.m., ESPN
UCLA at Texas, 8 p.m., ESPN
Oklahoma State at Washington, 10 p.m., FSN

Friday, Dec. 5

Arizona at Texas A&M, 8:30 p.m., ESPN

Saturday, Dec. 6

Oregon State at Iowa State, 1 p.m., ESPN
Jackson State at Kansas, 1 p.m.
Baylor at Washington State, 10:30 p.m., FSN

Sunday, Dec. 7

California at Missouri, 1 p.m., ESPN
Nebraska at Arizona State, 1 p.m., FSN
Kansas State at Oregon, 7:30 p.m., FSN
Oklahoma at Tulsa

Tuesday, Dec. 9

Drake at Iowa State, 8 p.m., ESPN
Texas vs. Villanova, 8 p.m., ESPN

Wednesday, Dec. 10

Colorado State at Colorado, 8 p.m.
Maine at Oklahoma, 7 p.m.

Thursday, Dec. 11

Kansas State vs. Southern Mississippi, 7 p.m.

Friday, Dec. 12

Iowa State at Iowa, 7 p.m.

Saturday, Dec. 13

Kansas vs. Massachusetts, 1 p.m., ESPN
Utah at Oklahoma, 3 p.m., ESPN
Prairie View A&M at Baylor, 4 p.m.
Murray State at Missouri, 6 p.m.
Texas A&M at Alabama, 7 p.m.
Nebraska at Oregon State, 7 p.m., FSMW
Texas Tech at Lamar, 7 p.m.
Texas State at Texas

Sunday, Dec. 14

Oklahoma St. at TAMU-Corpus Christi, 3 p.m.
Gardner-Webb at Kansas State, 6 p.m.

Monday, Dec. 15

Florida A&M at Texas A&M, 7 p.m.

Tuesday, Dec. 16

Texas Southern at Texas

Wednesday, Dec. 17

Mercer at Oklahoma State, 7 p.m.
SMU at Texas A&M, 7 p.m.
Texas Tech at UTEP

Friday, Dec. 19

Prairie View A&M at Colorado, 9 p.m.

Saturday, Dec. 20

Texas vs. Michigan State, 1 p.m., CBS
Centenary at Kansas State, 1 p.m.
Temple at Kansas, 1:30 p.m., ESPN
Texas A&M vs. LSU, 3:30 p.m.
Oklahoma St. vs. Rhode Island, 6 p.m., ESPN
IPFW at Nebraska, 7 p.m.
Jacksonville State at Iowa State, 8 p.m.
Oklahoma vs. VCU, 8 p.m.
UT-Arlington at Baylor, 8:30 p.m.
New Mexico at Texas Tech

Monday, Dec. 22

Hartford at Baylor, 7 p.m.
Oklahoma at Rice, 7 p.m.

Tuesday, Dec. 23

Missouri vs. Illinois, 6:30 p.m., ESPN
South Dakota State at Iowa State, 7 p.m.
UMBC at Nebraska, 7 p.m., FSMW
Centenary at Texas Tech, 7 p.m.
UL-Monroe at Colorado, 9 p.m.
Texas at Wisconsin, 8:30 p.m., ESPN
Kansas at Arizona, 9:30 p.m., FSN

Saturday, Dec. 27

Missouri vs. SIU-Edwardsville, 3 p.m.

Sunday, Dec. 28

Iowa State at Houston, 5 p.m.
Sam Houston State at Texas A&M, 7 p.m.
Texas Tech at Stanford, 9 p.m., FSN
Colorado vs. To Be Determined

Monday, Dec. 29

Arkansas State at Oklahoma State, 7 p.m.
Portland State at Baylor, 7 p.m.
Colorado vs. To Be Determined

Tuesday, Dec. 30

Wagner at Kansas State, 7 p.m.
South Carolina State at Nebraska, 7 p.m.
Albany at Kansas, 8 p.m., ESPN
Colorado vs. To Be Determined
Centenary at Missouri
Oklahoma at Arkansas

Wednesday, Dec. 31

Texas A&M at Rice, 3 p.m.
Jackson State at Baylor, 4 p.m.
Mercer at Iowa State, 4 p.m.

Tuesday, Jan. 1

Stephen F. Austin at Texas Tech, 6 p.m.

Friday, Jan. 2

South Carolina at Baylor, 4:30 p.m.
Appalachian State at Texas, 8 p.m., ESPN

Saturday, Jan. 3

Coppin State at Oklahoma, 12:30 p.m.
Tennessee at Kansas, 1 p.m., ESPN
Idaho State at Kansas State, 1 p.m.
Maryland Eastern Shore at Nebraska, 2 p.m.
Northwestern State at Oklahoma State, 2 p.m.
Missouri at Georgia, 3 p.m.
SIU-Edwardsville at Iowa State, 7 p.m.
McNeese State at Texas A&M, 7 p.m.

Monday, Jan. 5

Chicago State at Kansas State, 7 p.m.
Florida A&M at Nebraska, 7 p.m.
North Dakota at Texas A&M, 7 p.m.
Maryland Eastern Shore at Oklahoma, 7 p.m.
Colorado at SMU, 7 p.m.

Tuesday, Jan. 6

Houston Baptist at Iowa State, 7 p.m.
Siena at Kansas, 7 p.m.
TCU at Texas Tech, 7 p.m.
Texas at Arkansas, 8 p.m., ESPN
Coppin State at Missouri, 8 p.m.
Savannah State at Oklahoma State, 8:30 p.m.

Wednesday, Jan. 7

Western State at Colorado, 7 p.m.

Saturday, Jan. 10

Texas Tech at Baylor, 12:30 p.m., Big 12
Oklahoma at Kansas St., 12:30 p.m., Big 12
Kansas at Michigan State, 1 p.m., CBS
Missouri at Nebraska, 1 p.m., ESPN
Iowa State at Texas, 3 p.m., Big 12
Texas A&M at Oklahoma State, 8 p.m., ESPN

Monday, Jan. 12

Texas at Oklahoma, 8 p.m., ESPN

Tuesday, Jan. 13

Kansas State at Kansas, 7 p.m., Big 12

Wednesday, Jan. 14

Nebraska at Iowa State, 7 p.m., FSMW
Colorado at Missouri, 8 p.m., ESPN
Baylor at Texas A&M, 8 p.m., ESPN

Saturday, Jan. 17

Oklahoma State at Baylor, 12:30 p.m., Big 12
Iowa State at Missouri, 12:30 p.m., Big 12
Oklahoma at Texas A&M, 1 p.m., ESPN
Kansas at Colorado, 2:30 p.m., ABC
Texas at Texas Tech, 3 p.m., Big 12
Kansas State at Nebraska, 5 p.m., Big 12

Monday, Jan. 19

Texas A&M at Kansas, 8 p.m., ESPN

Tuesday, Jan. 20

Colorado at Texas Tech, 7 p.m.

Wednesday, Jan. 21

Baylor at Kansas State, 8 p.m., ESPN
Missouri at Oklahoma State, 8 p.m., Big 12
Nebraska at Oklahoma, 8 p.m., ESPN

Saturday, Jan. 24

Texas Tech at Missouri, 12:30 p.m., Big 12
Kansas at Iowa State, 1 p.m., ESPN
Oklahoma State at Nebraska, 3 p.m., Big 12
Baylor at Oklahoma, 3 p.m., ESPN
Kansas State at Colorado, 5 p.m., Big 12
Texas A&M at Texas, 7 p.m., ESPN

Monday, Jan. 26

Oklahoma at Oklahoma State, 8 p.m., ESPN

Tuesday, Jan. 27

Texas at Baylor, 8 p.m., Big 12
Iowa State at Colorado, 9:30 p.m.

Wednesday, Jan. 28

Kansas at Nebraska, 6:30 p.m., ESPN
Missouri at Kansas State, 8 p.m.
Texas Tech at Texas A&M, 8 p.m., ESPN

Saturday, Jan. 31

Oklahoma at Iowa State, 12:30 p.m., Big 12
Oklahoma State at Texas A&M, 1 p.m., ESPN
Colorado at Kansas, 3 p.m., ESPN
Kansas State at Texas, 3 p.m., Big 12
Baylor at Missouri, 5 p.m., Big 12
Nebraska at Texas Tech, 7 p.m., Big 12

Monday, Feb. 2

Kansas at Baylor, 8 p.m., ESPN

Tuesday, Feb. 3

Iowa State at Kansas State, 7 p.m.

Wednesday, Feb. 4

Texas A&M at Oklahoma, 8 p.m., Big 12
Texas Tech at Oklahoma State, 8 p.m., ESPN
Missouri at Texas, 8:30 p.m., ESPN
Nebraska at Colorado, 9:30 p.m., FSMW

Saturday, Feb. 7

Colorado at Oklahoma, 12:30 p.m., Big 12
Texas at Nebraska, 1 p.m., ESPN
Oklahoma State at Kansas, 2:30 p.m., ABC
Kansas State at Texas A&M, 3 p.m., Big 12
Missouri at Iowa State, 5 p.m.
Baylor at Texas Tech, 7 p.m., ESPN

Monday, Feb. 9

Kansas at Missouri, 8 p.m., ESPN

Tuesday, Feb. 10

Oklahoma State at Texas, 7 p.m., Big 12

Wednesday, Feb. 11

Colorado at Iowa State, 6:30 p.m.
Oklahoma at Baylor, 8 p.m., ESPN
Texas Tech at Kansas State, 8 p.m., ESPN

Saturday, Feb. 14

Texas at Colorado, 1 p.m., ESPN
Nebraska at Missouri, 12:30 p.m., Big 12
Texas Tech at Oklahoma, 12:30 p.m., Big 12
Kansas at Kansas State, 2:30 p.m., ABC
Iowa State at Oklahoma State, 3 p.m., Big 12
Texas A&M at Baylor, 5 p.m.

Monday, Feb. 16

Texas at Texas A&M, 8 p.m., ESPN

Tuesday, Feb. 17

North Carolina Central at Kansas State, 7 p.m.

Wednesday, Feb. 18

Iowa State at Kansas, 7 p.m., Big 12
Colorado at Nebraska, 8 p.m., ESPN
Oklahoma St. at Texas Tech, 8:30 p.m., ESPN

Saturday, Feb. 21

Missouri at Colorado, 12:30 p.m., Big 12
Baylor at Oklahoma St., 12:30 p.m., Big 12
Nebraska at Kansas, 3 p.m., Big 12
Kansas State at Iowa State, 5 p.m.
Texas A&M at Texas Tech, 5 p.m.
Oklahoma at Texas, 8 p.m., ESPN

Monday, Feb. 23

Kansas at Oklahoma, 8 p.m., ESPN

Tuesday, Feb. 24

Baylor at Iowa State, 8 p.m., Big 12
Texas A&M at Nebraska, 8:30 p.m., ESPN

Wednesday, Feb. 25

Kansas State at Missouri, 8 p.m., ESPN
Texas Tech at Texas, 8:30 p.m., ESPN
Oklahoma State at Colorado, 10 p.m.

Saturday, Feb. 28

Iowa State at Texas A&M, 12:30 p.m., Big 12
Oklahoma at Texas Tech, 2:30 p.m., ABC
Colorado at Baylor, 3 p.m., Big 12
Texas at Oklahoma State, 5 p.m., ESPN
Nebraska at Kansas State, 7 p.m., Big 12

Sunday, March 1

Missouri at Kansas, 1 p.m., CBS

Monday, March 2

Baylor at Texas, 8 p.m., ESPN

Tuesday, March 3

Kansas St. at Oklahoma St., 6:30 p.m., ESPN

Wednesday, March 4

Iowa State at Nebraska, 6:30 p.m., FSMW
Texas A&M at Colorado, 8 p.m., ESPN
Oklahoma at Missouri, 8 p.m., Big 12
Kansas at Texas Tech, 8:30 p.m., ESPN

Saturday, March 7

Colorado at Kansas St., 12:30 p.m., Big 12
Texas Tech at Iowa State, 12:30 p.m., Big 12
Missouri at Texas A&M, 1 p.m., ESPN
Oklahoma St. at Oklahoma, 2:30 p.m., ABC
Texas at Kansas, 3 p.m., CBS
Nebraska at Baylor, 3 p.m., Big 12

Index

- Big 12 - Game will be televised as part of the Big 12 Network. Check local listings for channel availability.
- FSMW - Game will be televised on FS Midwest in state of Nebraska only. Games on FSMW will also be available on ESPN Full-Court or ESPN360.com.
- All times are Central

San Jose State

SPARTANS

SUNDAY, NOV. 16 | 2 P.M.
LINCOLN, NEB. (DEVANEY CENTER)



George Nessman
Head Coach



C.J. Webster
Junior Center

2008-09 SCHEDULE

Nov. 14	at South Dakota
Nov. 16	at Nebraska
Nov. 19	California-Maritime
Nov. 24	at Presbyterian
Dec. 3	Santa Clara
Dec. 8	at San Diego
Dec. 20	Northern Colorado
Dec. 22	USF
Dec. 27	at Saint Mary's Tournament
Dec. 28	at Saint Mary's Tournament
Jan. 3	Louisiana Tech
Jan. 5	New Mexico State
Jan. 8	at Boise State
Jan. 10	at Fresno State
Jan. 12	at Cal State Bakersfield
Jan. 17	at Hawaii
Jan. 22	Utah State
Jan. 24	Fresno State
Jan. 29	at New Mexico State
Jan. 31	at Louisiana Tech
Feb. 7	Boise State
Feb. 12	Nevada
Feb. 14	at Idaho
Feb. 17	Utah Valley State
Feb. 21	ESPN Bracket Buster game
Feb. 26	Idaho
Feb. 28	Hawaii
March 5	at Nevada
March 7	at Utah State
March 10-14	at WAC Tournament

GENERAL INFO

Founded: 1857
Location: San Jose, Calif.
Enrollment: 30,908
President: Dr. Jon Whitmore
Athletic Director: Tom Bowen
Nickname: Spartans
Colors: Gold, white and blue
Conference: Western Athletic
Home Arena: The Event Center
Capacity: 5,000
Athletic Dept. Phone: 408-924-1200
Ticket Office Phone: 408-924-7589
Web site: www.sjsuspartans.com

COACHING STAFF

Head Coach: George Nessman
Alma Mater (Year): California (1981)
Career Record: 24-69 (three years)
Record at SJSU: 24-69 (three years)
Assistant Coaches (Alma mater, Year):
Brent Davis (San Diego State, 2000)
Gary Stepan (California Lutheran, 1971)
Donald Williams (Cal State Hayward, 1995)
Basketball Office Phone: 408-924-1223

MEDIA RELATIONS

Basketball SID: Lawrence Fan
Office Phone: 408-924-1217
Cell Phone: 408-768-3424
E-mail: lrfan@email.sjsu.edu
Press Row Phone: 408-924-6466
SID Mailing Address:
1393 S. 7th Street
San Jose, CA 95112

THE SPARTANS

2007-08 Record: 13-19 (4-12 WAC, 8th)
Final 2008 AP Ranking: None
2008 Postseason Play: None
Lettermen Returning/Lost: 8/4
Starters Returning/Lost: 5/0

TOP RETURNING PLAYERS

Scoring Leader: C.J. Webster, 11.3 ppg
Rebounding Leader: C.J. Webster, 6.8 rpg
Assist Leader: Justin Graham, 2.9 apg
Blocks Leader: Chris Oakes, 1.1 bpg
3-point Leader: Tim Pierce, 69 3-pointers

TCU

HORNERD FROGS

WEDNESDAY, NOV. 19 | 7 P.M.
FORT WORTH, TEXAS (DANIEL-MEYER COLISEUM)



Jim Christian
Head Coach



Kevin Langford
Senior Forward

2008-09 SCHEDULE

Nov. 14	at Western Michigan
Nov. 15	vs. TBA
Nov. 16	vs. TBA
Nov. 19	Nebraska
Nov. 26	SMU
Nov. 29	St. Gregory's
Dec. 3	at Colorado
Dec. 6	Texas A&M-Corpus Christi
Dec. 8	Wichita State
Dec. 22	at Louisiana Tech
Dec. 30	Colgate
Jan. 3	Colorado State
Jan. 6	at Texas Tech
Jan. 10	UNLV
Jan. 13	at BYU
Jan. 17	at Air Force
Jan. 21	Wyoming
Jan. 24	New Mexico
Jan. 27	at San Diego State
Feb. 4	Utah
Feb. 7	at Colorado State
Feb. 10	at UNLV
Feb. 14	BYU
Feb. 18	Air Force
Feb. 21	at Wyoming
Feb. 24	at New Mexico
Feb. 28	San Diego State
March 7	at Utah
March 10-14	at Mountain West Tournament

GENERAL INFO

Founded: 1873
Location: Fort Worth, Texas
Enrollment: 8,749
Chancellor: Dr. Victor J. Boschini Jr.
Athletic Director: Dr. Daniel B. Morrison Jr.
Nickname: Horned Frogs
Colors: Purple and white
Conference: Mountain West
Home Arena: Daniel-Meyer Coliseum
Capacity: 7,201
Athletic Dept. Phone: 817-257-7710
Ticket Office Phone: 817-257-7967
Web site: www.gofrogs.com

COACHING STAFF

Head Coach: Jim Christian
Alma Mater (Year): Rhode Island (1988)
Career Record: 138-58 (six years)
Record at TCU: First year
Assistant Coaches (Alma mater, Year):
Jean Prioleau (Fordham, 1982)
Anthony Anderson (McNeese State, 1995)
Bill Wuczynski (UNLV, 1996)
Basketball Office Phone: 817-257-7968

MEDIA RELATIONS

Basketball SID: Joe Monaco
Office Phone: 817-257-5378
Cell Phone: 817-343-2064
E-mail: j.monaco@tcu.edu
Press Row Phone: 817-257-7337
SID Mailing Address:
2900 Stadium Dr.
Fort Worth, TX 76129

THE HORNERD FROGS

2007-08 Record: 14-16 (6-10 MWC, 7th)
Final 2008 AP Ranking: None
2008 Postseason Play: None
Lettermen Returning/Lost: 2/6
Starters Returning/Lost: 2/3

TOP RETURNING PLAYERS

Scoring Leader: Kevin Langford, 13.3 ppg
Rebounding Leader: Kevin Langford, 5.3 rpg
Assist Leader: Jason Ebie, 2.8 apg
Blocks Leader: Kevin Langford, 0.5 bpg
3-point Leader: Keion Mitchem, 31 3-pointers

2007-08 RESULTS

Nov. 10	Angelo State	W, 89-70
Nov. 13	Rice	W, 76-49
Nov. 17	Arkansas-Pine Bluff	W, 75-61
Nov. 21	Grambling State	W, 99-67
Nov. 28	at Texas Tech	L, 58-71
Dec. 2	Oklahoma	L, 66-90
Dec. 5	at SMU	L, 65-71
Dec. 8	Texas Southern	W, 83-59
Dec. 17	Texas Arlington	W, 77-74
Dec. 22	Prairie View A&M	W, 92-80
Dec. 27	Jackson State	W, 79-68
Dec. 29	at Rice	L, 65-70
Jan. 2	at Texas	L, 59-67
Jan. 5	at San Diego State	L, 57-64
Jan. 12	Wyoming	W, 83-56
Jan. 15	New Mexico	W, 74-72
Jan. 19	at Colorado State	W, 70-58
Jan. 26	at Utah	L, 58-74
Jan. 30	UNLV	L, 58-70
Feb. 2	Air Force	L, 46-56
Feb. 6	at BYU	L, 72-83
Feb. 9	San Diego State	W, 68-62
Feb. 13	at Wyoming	L, 54-72
Feb. 16	at New Mexico	L, 48-64
Feb. 20	Colorado State	W, 66-64
Feb. 27	Utah	W, 67-61
March 1	at UNLV	L, 55-74
March 5	at Air Force	L, 36-57
March 8	BYU	L, 54-61
March 13	vs. UNLV	L, 88-89

Arkansas-Pine Bluff

GOLDEN LIONS

SATURDAY, NOV. 22 | 1 P.M.
LINCOLN, NEB. (DEVANEY CENTER)



George Ivory
Head Coach



Gavin Montgomery
Sophomore Guard

2008-09 SCHEDULE

Nov. 14	at Colorado
Nov. 16	at Texas A&M
Nov. 20	at Creighton
Nov. 22	at Nebraska
Nov. 25	at Georgia Tech
Dec. 2	at Missouri
Dec. 6	at Purdue
Dec. 15	at SMU
Dec. 17	at Nevada
Dec. 22	at Cincinnati
Dec. 29	at San Diego State
Jan. 3	Mississippi Valley State
Jan. 10	Alabama State
Jan. 12	Alabama A&M
Jan. 17	at Southern
Jan. 19	at Alcorn State
Jan. 24	Texas Southern
Jan. 26	Prairie View A&M
Jan. 31	at Grambling State
Feb. 2	at Jackson State
Feb. 7	at Alabama State
Feb. 9	at Alabama A&M
Feb. 14	Southern
Feb. 16	Alcorn State
Feb. 21	at Texas Southern
Feb. 23	at Prairie View A&M
Feb. 28	Grambling
March 2	Jackson State
March 5	at Mississippi Valley State
March 11-14	at SWAC Tournament

GENERAL INFO

Founded: 1873
Location: Pine Bluff, Ark.
Enrollment: 3,332
Chancellor: Dr. Lawrence A. Davis Jr.
Athletic Director: Louis 'Skip' Perkins
Nickname: Golden Lions
Colors: Black and gold
Conference: Southwestern Athletic
Home Arena: H.O. Clemmons Arena
Capacity: 4,500
Athletic Dept. Phone: 870-575-8675
Ticket Office Phone: 870-575-8601
Web site: www.uapblionsroar.com

COACHING STAFF

Head Coach: George Ivory
Alma Mater (Year): Mississippi Valley State (1988)
Career Record: First year
Record at UAPB: First year
Assistant Coaches (Alma mater, Year):
Kenny Broyles (Arkansas-Pine Bluff, 2003)
James Wright (Jackson State, 1993)
D'Jamel Jackson (Mississippi Valley St., 2003)
Basketball Office Phone: 870-575-8657

MEDIA RELATIONS

Basketball SID: Tim Munn
Office Phone: 870-575-7174
Cell Phone: 870-718-3321
E-mail: munn1@uapb.edu
Press Row Phone: 870-543-8204
SID Mailing Address:
1200 N. University Drive
Mail Slot #4891
Pine Bluff, AR 71601

THE GOLDEN LIONS

2007-08 Record: 13-18 (8-10 SWAC, 6th)
Final 2008 AP Ranking: None
2008 Postseason Play: None
Lettermen Returning/Lost: 7/9
Starters Returning/Lost: 0/5

TOP RETURNING PLAYERS

Scoring Leader: Terrance Calvin, 6.7 ppg
Rebounding Leader: Terrance Calvin, 3.4 rpg
Assist Leader: Terrance Calvin, 2.1 apg
Blocks Leader: George Davis, 0.5 bpg
3-point Leader: Cory Norman, 11 3-pointers

2007-08 RESULTS

Nov. 17	at TCU	L, 61-75
Nov. 20	Louisiana Tech	W, 67-54
Nov. 26	at Wyoming	L, 59-78
Nov. 28	at Colorado State	L, 48-73
Dec. 1	Philander Smith	W, 91-77
Dec. 8	at Philander Smith	W, 68-60
Dec. 11	at Louisiana Tech	W, 61-49
Dec. 16	at Texas A&M	L, 37-64
Dec. 29	at Houston	L, 65-76
Jan. 5	at Mississippi Valley State	W, 60-56
Jan. 12	at Alabama A&M	W, 65-59
Jan. 14	at Alabama State	L, 40-69
Jan. 19	Southern	L, 60-70
Jan. 21	Alcorn State	W, 74-68
Jan. 26	at Prairie View A&M	W, 75-68
Jan. 28	at Texas Southern	W, 73-58
Feb. 2	Grambling State	L, 51-63
Feb. 4	Jackson State	L, 51-65
Feb. 9	Alabama A&M	W, 70-65
Feb. 11	Alabama State	L, 51-69
Feb. 16	at Southern	W, 60-52
Feb. 18	at Alcorn State	L, 56-62
Feb. 23	Prairie View A&M	W, 70-54
Feb. 25	Texas Southern	L, 76-77
March 1	at Grambling State	L, 45-70
March 3	at Jackson State	L, 49-57
March 6	Mississippi Valley State	L, 49-54
March 13	vs. Alabama A&M	W, 72-59
March 14	vs. Mississippi Valley State	L, 59-70

Saint Louis

BILLIKENS

TUESDAY, NOV. 25 | 7 P.M.
LINCOLN, NEB. (DEVANEY CENTER)

FSMIDWEST



Rick Majerus
Head Coach



Kevin Lisch
Senior Guard

2008-09 SCHEDULE

Nov. 14	Missouri-St. Louis
Nov. 19	Kent State
Nov. 22	Boston College
Nov. 25	at Nebraska
Nov. 29	at Detroit Mercy
Dec. 2	at Southern Illinois
Dec. 6	Savannah State
Dec. 13	Samford
Dec. 17	vs. USC Upstate
Dec. 19	vs. Liberty
Dec. 22	vs. DePaul
Dec. 23	vs. TBD
Dec. 30	UMBC
Jan. 2	North Carolina A&T
Jan. 8	at Xavier
Jan. 14	Massachusetts
Jan. 17	George Washington
Jan. 22	at Temple
Jan. 25	Richmond
Jan. 29	at Dayton
Jan. 31	at Fordham
Feb. 4	Duquesne
Feb. 8	at Richmond
Feb. 11	Charlotte
Feb. 14	at Rhode Island
Feb. 18	Saint Joseph's
Feb. 21	Dayton
Feb. 25	at St. Bonaventure
March 4	at Duquesne
March 7	La Salle
March 11-14	at A-10 Tournament

GENERAL INFO

Founded: 1818
Location: St. Louis, Mo.
Enrollment: 12,309
President: Rev. Lawrence J. Biondi, S.J.
Athletic Director: Chris May
Nickname: Billikens
Colors: Royal blue and white
Conference: Atlantic 10
Home Arena: Caifetz Arena
Capacity: 10,600
Athletic Dept. Phone: 314-977-3177
Ticket Office Phone: 314-977-4758
Web site: www.slubillikens.com

COACHING STAFF

Head Coach: Rick Majerus
Alma Mater (Year): Marquette (1970)
Career Record: 438-162 (21 years)
Record at SLU: 16-15 (one year)
Assistant Coaches (Alma mater, Year):
Porter Moser (Creighton, 1990)
Chris Harriman (Augusta State, 2003)
Alex Jensen (Utah, 2000)
Basketball Office Phone: 314-977-3170

MEDIA RELATIONS

Basketball SID: Chuck Yahng
Office Phone: 314-977-2524
Cell Phone: 314-604-5702
E-mail: yahngc@slu.edu
Press Row Phone: 314-977-5212
SID Mailing Address:
3330 Laclede Ave.
St. Louis, MO 63103

THE BILLIKENS

2007-08 Record: 16-15 (7-9 A10, 1-9th)
Final 2008 AP Ranking: None
2008 Postseason Play: None
Lettermen Returning/Lost: 4/6
Starters Returning/Lost: 2/3

TOP RETURNING PLAYERS

Scoring Leader: Kevin Lisch, 14.6 ppg
Rebounding Leader: Tommie Liddell, 4.3 rpg
Assist Leader: Kevin Lisch, 3.1 apg
Blocks Leader: Barry Eberhardt, 0.3 bpg
3-point Leader: Kevin Lisch, 63 3-pointers

2007-08 RESULTS

Nov. 9	N.C. A&T	W, 54-43
Nov. 10	Houston Baptist	W, 91-56
Nov. 11	at Pittsburgh	L, 58-69
Nov. 14	Detroit	W, 66-58
Nov. 17	Furman	W, 83-69
Nov. 21	at Missouri State	L, 56-60
Nov. 24	Pacific	W, 63-54
Nov. 28	at Kent State	L, 40-81
Dec. 1	Long Beach State	W, 52-48
Dec. 4	at Boston College	L, 39-61
Dec. 8	Sam Houston State	L, 53-61
Dec. 15	Southern Illinois	W, 56-51
Dec. 19	Loyola Chicago	W, 60-43
Dec. 29	IUPUI	W, 66-57
Jan. 10	at George Washington	L, 20-49
Jan. 12	Dayton	L, 57-68
Jan. 17	Rhode Island	W, 68-61
Jan. 20	Temple	L, 53-54
Jan. 26	at La Salle	W, 81-74
Jan. 30	at Dayton	L, 36-63
Feb. 2	Massachusetts	W, 71-59
Feb. 7	Xavier	L, 68-70
Feb. 10	at Richmond	W, 64-55
Feb. 13	George Washington	W, 63-38
Feb. 17	at Massachusetts	L, 77-88
Feb. 20	Fordham	W, 69-65
Feb. 23	at Charlotte	L, 64-81
Feb. 28	at St. Joseph's	W, 64-55
March 1	St. Bonaventure	L, 50-70
March 8	at Duquesne	L, 58-85
March 12	vs. Dayton	L, 62-63

Creighton

BLUEJAYS

SATURDAY, NOV. 29 | 7 P.M.
LINCOLN, NEB. (DEVANEY CENTER)

FSMIDWEST



Dana Altman
Head Coach



Josh Dotzler
Senior Guard

2008-09 SCHEDULE

Nov. 16	New Mexico
Nov. 20	Arkansas-Pine Bluff
Nov. 22	Oral Roberts
Nov. 25	at Arkansas-Little Rock
Nov. 29	at Nebraska
Dec. 2	Mississippi Valley State
Dec. 6	at Saint Joseph's
Dec. 10	Dayton
Dec. 13	Northern Colorado
Dec. 15	Southern
Dec. 22	vs. Fresno State
Dec. 23	vs. DePaul/Saint Louis
Dec. 28	Wichita State
Dec. 31	at Indiana State
Jan. 3	at Illinois State
Jan. 6	Northern Iowa
Jan. 10	at Bradley
Jan. 14	Southern Illinois
Jan. 17	at Wichita State
Jan. 20	at Evansville
Jan. 24	Drake
Jan. 27	Indiana State
Feb. 1	Missouri State
Feb. 4	at Drake
Feb. 8	at Northern Iowa
Feb. 11	Bradley
Feb. 14	at Southern Illinois
Feb. 17	Evansville
Feb. 21	ESPN Bracket Buster game
Feb. 24	at Missouri State
Feb. 28	Illinois State
March 5-8	at MVC Tournament

GENERAL INFO

Founded: 1878
Location: Omaha, Neb.
Enrollment: 6,992
President: Rev. John P. Schlegel, S.J.
Athletic Director: Bruce Rasmussen
Nickname: Bluejays
Colors: Blue and white
Conference: Missouri Valley
Home Arena: Qwest Center Omaha
Capacity: 17,272
Athletic Dept. Phone: 402-280-2720
Ticket Office Phone: 402-280-5297
Web site: www.gocreighton.com

COACHING STAFF

Head Coach: Dana Altman
Alma Mater (Year): Eastern New Mexico (1980)
Career Record: 365-219 (19 years)
Record at CU: 282-152 (14 years)
Assistant Coaches (Alma mater, Year):
Darian DeVries (Northern Iowa, 1998)
Brian Fish (Marshall, 1989)
Todd Eisner (Creighton, 1991)
Basketball Office Phone: 402-280-1795

MEDIA RELATIONS

Basketball SID: Rob Anderson
Office Phone: 402-280-5544
Cell Phone: 402-660-5854
E-mail: randerson@creighton.edu
Press Row Phone: 402-599-6640
SID Mailing Address:
2500 California Plaza
Omaha, NE 68178

THE BLUEJAYS

2007-08 Record: 22-11 (10-8 MVC, 4th)
Final 2008 AP Ranking: None
2008 Postseason Play: NIT 2nd round
Lettermen Returning/Lost: 10/4
Starters Returning/Lost: 3/2

TOP RETURNING PLAYERS

Scoring Leader: P'Allen Stinnett, 12.6 ppg
Rebounding Leader: Kenny Lawson Jr., 4.2 rpg
Assist Leader: Josh Dotzler, 3.6 apg
Blocks Leader: Kenny Lawson Jr., 0.8 bpg
3-point Leader: Booker Woodfox, 56 3-pointers

Alabama State

HORNETS

WEDNESDAY, DEC. 3 | 7 P.M.
LINCOLN, NEB. (DEVANEY CENTER)

FSMIDWEST



Lewis Jackson
Head Coach



Andrew Hayles
Senior Guard

2008-09 SCHEDULE

Nov. 15	Talladega
Nov. 18	at Southern Mississippi
Nov. 21	vs. Illinois State
Nov. 22	at Southern Methodist
Nov. 23	vs. Houston Baptist
Dec. 3	at Nebraska
Dec. 6	at Mississippi State
Dec. 15	at Mississippi
Dec. 19	Auburn-Montgomery
Dec. 22	at Auburn
Dec. 29	West Alabama
Jan. 3	Jackson State
Jan. 5	Grambling State
Jan. 10	at Arkansas-Pine Bluff
Jan. 12	at Mississippi Valley State
Jan. 17	at Alabama A&M
Jan. 24	Southern
Jan. 26	Alcorn State
Jan. 31	at Prairie View A&M
Feb. 2	at Texas Southern
Feb. 7	Arkansas-Pine Bluff
Feb. 9	Mississippi Valley State
Feb. 14	Alabama A&M
Feb. 21	at Southern
Feb. 23	at Alcorn State
Feb. 28	Prairie View A&M
March 2	Texas Southern
March 5	at Jackson State
March 7	at Grambling State
March 11-14	at SWAC Tournament

GENERAL INFO

Founded: 1867
Location: Montgomery, Ala.
Enrollment: 5,442
Interim President: William H. Harris
Interim Athletic Director: Ron Dickerson
Nickname: Hornets
Colors: Old gold and black
Conference: Southwestern Athletic
Home Arena: The Acadome
Capacity: 7,400
Athletic Dept. Phone: 334-229-4507
Ticket Office Phone: 334-229-6485
Web site: www.bamastatesports.com

COACHING STAFF

Head Coach: Lewis Jackson
Alma Mater (Year): Alabama State (1984)
Career Record: 52-48 (four years)
Record at ASU: 52-48 (four years)
Assistant Coaches (Alma mater, Year):
Anthony Sewell (Troy, 1991)
Steve Rogers (Alabama State, 2005)
Courtney Stephens (Alabama State, 2000)
Basketball Office Phone: 334-229-4507

MEDIA RELATIONS

Basketball SID: J. Ameer Rasheed
Office Phone: 334-229-5215
Cell Phone: 334-322-5100
E-mail: arasheed@alasu.edu
SID Mailing Address:
915 S. Jackson Street
Montgomery, AL 36106

THE HORNETS

2007-08 Record: 20-10 (15-3 SWAC, 1st)
Final 2008 AP Ranking: None
2008 Postseason Play: NIT 1st round
Lettermen Returning/Lost: 5/9
Starters Returning/Lost: 3/2

TOP RETURNING PLAYERS

Scoring Leader: Andrew Hayles, 14.6 ppg
Rebounding Leader: Brandon Brooks, 4.2 rpg
Assist Leader: Brandon Brooks, 6.1 apg
Blocks Leader: Chief Kickingstallionsims, 1.0 bpg
3-point Leader: Andrew Hayles, 64 3-pointers

2007-08 RESULTS

Nov. 10	Paul Quinn	W, 90-72
Nov. 11	at SMU	W, 64-54
Nov. 16	Auburn	L, 60-63
Nov. 28	at Miami	L, 74-83
Dec. 5	Oakwood	W, 72-61
Dec. 8	at Troy	L, 74-85
Dec. 15	at Southern Miss	L, 68-82
Dec. 20	Auburn-Montgomery	W, 70-52
Dec. 28	at Tulane	L, 60-69
Jan. 2	at UAB	L, 42-70
Jan. 5	at Grambling State	W, 81-55
Jan. 7	at Jackson State	L, 71-81
Jan. 12	Mississippi Valley State	W, 71-55
Jan. 14	Arkansas-Pine Bluff	W, 69-40
Jan. 19	Alabama A&M	W, 73-55
Jan. 26	at Alcorn State	W, 76-71
Jan. 28	at Southern	W, 59-44
Feb. 2	Texas Southern	W, 81-68
Feb. 4	Prairie View A&M	W, 98-86
Feb. 9	at Mississippi Valley State	L, 60-72
Feb. 11	at Arkansas-Pine Bluff	W, 69-51
Feb. 16	at Alabama A&M	W, 85-70
Feb. 23	Alcorn State	L, 69-73
Feb. 25	Southern	W, 65-46
March 1	at Texas Southern	W, 72-67
March 3	at Prairie View A&M	W, 61-57
March 6	Grambling State	W, 73-61
March 8	Jackson State	W, 103-83
March 12	vs. Texas Southern	W, 67-49
March 14	vs. Jackson State	L, 72-77
March 18	at Arizona State	L, 53-64

Arizona State

SUN DEVILS

SUNDAY, DEC. 7 | 1 P.M.
TEMPE, ARIZ. (WELLS FARGO ARENA)



Herb Sendek
Head Coach



Jeff Pendergraph
Senior Forward

2008-09 SCHEDULE

Nov. 14	Mississippi Valley State
Nov. 18	at San Diego State
Nov. 23	Pepperdine
Nov. 27	Charlotte
Nov. 28	Baylor/Providence
Nov. 30	To Be Determined
Dec. 4	Jackson State
Dec. 7	Nebraska
Dec. 14	IUPUI
Dec. 20	BYU
Dec. 23	Idaho State
Dec. 29	Central Connecticut State
Jan. 2	at Stanford
Jan. 4	at California
Jan. 8	Oregon State
Jan. 10	Oregon
Jan. 15	at USC
Jan. 17	at UCLA
Jan. 21	at Arizona
Jan. 29	Washington State
Jan. 31	Washington
Feb. 5	at Oregon
Feb. 7	at Oregon State
Feb. 12	UCLA
Feb. 15	USC
Feb. 22	Arizona
Feb. 26	at Washington
Feb. 28	at Washington State
March 5	Stanford
March 7	California
March 11-14	at Pac-10 Tournament

GENERAL INFO

Founded: 1885
Location: Tempe, Ariz.
Enrollment: 63,278
President: Dr. Michael Crow
Athletic Director: Lisa Love
Nickname: Sun Devils
Colors: Maroon and gold
Conference: Pacific-10
Home Arena: Wells Fargo Arena
Capacity: 14,141
Athletic Dept. Phone: 480-965-3482
Ticket Office Phone: 480-965-2381
Web site: www.thesundevils.com

COACHING STAFF

Head Coach: Herb Sendek
Alma Mater (Year): Carnegie-Mellon (1985)
Career Record: 283-193 (15 years)
Record at ASU: 29-35 (two years)
Assistant Coaches (Alma mater, Year):
Mark Phelps (Old Dominion, 1996)
Dedrique Taylor (UC Davis, 1997)
Scott Pera (Penn State, 1989)
Basketball Office Phone: 480-965-3261

MEDIA RELATIONS

Basketball SID: Doug Tammaro
Office Phone: 480-965-5799
Cell Phone: 480-734-7795
E-mail: tammaro@asu.edu
Press Row Phone: 480-965-7274
SID Mailing Address:
Carson Center, PO Box 872505
Tempe, AZ 85287

THE SUN DEVILS

2007-08 Record: 21-13 (9-9 Pac-10, t-5th)
Final 2008 AP Ranking: None
2008 Postseason Play: NIT 3rd round
Lettermen Returning/Lost: 9/3
Starters Returning/Lost: 5/0

TOP RETURNING PLAYERS

Scoring Leader: James Harden, 17.8 ppg
Rebounding Leader: Jeff Pendergraph, 6.4 rpg
Assist Leader: Derek Glasser, 3.9 apg
Blocks Leader: Jeff Pendergraph, 1.6 bpg
3-point Leader: Ty Abbott, 76 3-pointers

Oregon State

BEAVERS

SATURDAY, DEC. 13 | 7 P.M.
CORVALLIS, ORE. (GILL COLISEUM)



Craig Robinson
Head Coach



Seth Tarver
Junior Guard

2008-09 SCHEDULE

Nov. 14	at Howard
Nov. 22	at Nevada
Nov. 24	Yale
Nov. 26	Montana State
Nov. 30	at Fresno State
Dec. 6	at Iowa State
Dec. 13	Nebraska
Dec. 16	Seattle Pacific
Dec. 20	Howard
Dec. 29	Seattle
Jan. 2	UCLA
Jan. 4	USC
Jan. 8	at Arizona State
Jan. 10	at Arizona
Jan. 15	Washington State
Jan. 17	Washington
Jan. 22	at California
Jan. 24	at Stanford
Jan. 26	Cal State Bakersfield
Jan. 31	Oregon
Feb. 5	Arizona
Feb. 7	Arizona State
Feb. 12	at Washington
Feb. 14	at Washington State
Feb. 19	Stanford
Feb. 21	California
March 1	at Oregon
March 5	at UCLA
March 7	at USC
March 11-14	at Pac-10 Tournament

GENERAL INFO

Founded: 1868
Location: Corvallis, Ore.
Enrollment: 19,000
President: Dr. Edward Ray
Athletic Director: Bob De Carolis
Nickname: Beavers
Colors: Orange and black
Conference: Pacific-10
Home Arena: Gill Coliseum
Capacity: 10,400
Athletic Dept. Phone: 541-737-2547
Ticket Office Phone: 800-GOBEAVS
Web site: www.osubeavers.com

COACHING STAFF

Head Coach: Craig Robinson
Alma Mater (Year): Princeton (1983)
Career Record: 30-28 (Two years)
Record at OSU: First year
Assistant Coaches (Alma mater, Year):
Doug Stewart (Brown, 1994)
Nate Pomeday (Northwestern, 1999)
Basketball Office Phone: 541-737-2076

MEDIA RELATIONS

Basketball SID: Michael Collins
Office Phone: 541-737-8898
Cell Phone: 541-230-0603
E-mail: michael.collins@oregonstate.edu
Press Row Phone: 541-737-3020
SID Mailing Address:
Gill Coliseum 114
Corvallis, OR 97331

THE BEAVERS

2007-08 Record: 6-25 (0-18 Pac-10, 10th)
Final 2008 AP Ranking: None
2008 Postseason Play: None
Lettermen Returning/Lost: 10/2
Starters Returning/Lost: 4/1

TOP RETURNING PLAYERS

Scoring Leader: Seth Tarver, 9.6 ppg
Rebounding Leader: Seth Tarver, 4.6 rpg
Assist Leader: Josh Tarver, 2.4 apg
Blocks Leader: Roeland Shafftenaar, 0.5 bpg
3-point Leader: Seth Tarver, 40 3-pointers

2007-08 RESULTS

Nov. 15	at Colorado State	L, 56-69
Nov. 17	at Alaska-Fairbanks	L, 60-62
Nov. 18	vs. South Carolina Upstate	W, 65-46
Nov. 23	Idaho State	W, 56-41
Nov. 25	Portland	W, 67-57
Nov. 30	Iowa State	L, 64-71
Dec. 7	at UC Davis	W, 73-59
Dec. 11	at Cal State Bakersfield	W, 77-53
Dec. 16	Tennessee Tech	L, 62-79
Dec. 19	Northern Colorado	W, 65-56
Dec. 22	at LSU	L, 61-67
Dec. 30	Montana State	L, 59-60
Jan. 3	at Arizona	L, 63-76
Jan. 5	at Arizona State	L, 53-72
Jan. 10	Stanford	L, 46-66
Jan. 12	California	L, 59-69
Jan. 17	at Washington State	L, 46-69
Jan. 19	at Washington	L, 74-83
Jan. 24	USC	L, 44-68
Jan. 26	UCLA	L, 62-85
Feb. 2	at Oregon	L, 63-79
Feb. 7	at California	L, 76-81
Feb. 9	at Stanford	L, 56-71
Feb. 14	Washington State	L, 57-70
Feb. 16	Washington	L, 59-97
Feb. 21	at UCLA	L, 49-84
Feb. 23	at USC	L, 53-81
March 2	Oregon	L, 68-80
March 6	Arizona	L, 45-81
March 8	Arizona State	L, 64-77
March 12	vs. Arizona	L, 56-87

IPFW

MASTODONS

SATURDAY, DEC. 20 | 7 P.M.
LINCOLN, NEB. (DEVANEY CENTER)



Dane Fife
Head Coach



David Carson
Senior Forward

2008-09 SCHEDULE

Nov. 14	at Xavier
Nov. 19	Michigan State
Nov. 22	Eastern Illinois
Nov. 25	Indiana University-East
Nov. 29	at Eastern Illinois
Dec. 1	Ball State
Dec. 4	at Southern Utah
Dec. 6	at UMKC
Dec. 10	at Valparaiso
Dec. 13	at Marquette
Dec. 20	at Nebraska
Dec. 22	at Purdue
Dec. 28	at North Florida
Dec. 31	North Dakota State
Jan. 2	South Dakota State
Jan. 8	at Oral Roberts
Jan. 10	at Centenary
Jan. 17	Oakland
Jan. 22	Western Illinois
Jan. 24	IUPUI
Jan. 29	at South Dakota State
Jan. 31	at North Dakota State
Feb. 5	Centenary
Feb. 7	Oral Roberts
Feb. 14	at Oakland
Feb. 19	at IUPUI
Feb. 21	at Western Illinois
Feb. 26	UMKC
Feb. 28	Southern Utah
March 7-10	at Summit League Tournament

GENERAL INFO

Founded: 1964
Location: Fort Wayne, Ind.
Enrollment: 12,010
Chancellor: Dr. Michael A. Wartell
Athletic Director: Tommy Bell
Nickname: Mastodons
Colors: Royal blue and white
Conference: Summit League
Home Arena: Allen County Memorial Coliseum
Capacity: 11,500
Athletic Dept. Phone: 260-481-6643
Ticket Office Phone: 260-481-6617
Web site: www.gomastodons.com

COACHING STAFF

Head Coach: Dane Fife
Alma Mater (Year): Indiana (2002)
Career Record: 35-53 (three years)
Record at IPFW: 35-53 (three years)
Assistant Coaches (Alma mater, Year):
Tony Jasick (Mars Hill, 2000)
Dan Bere (Indiana, 2005)
Gerad Good (Manchester, 1995)
Basketball Office Phone: 260-481-6643

MEDIA RELATIONS

Basketball SID: Rudy Yovich
Office Phone: 260-481-6646
Cell Phone: 260-402-6599
E-mail: yovichr@ipfw.edu
Press Row Phone: 260-480-3779
SID Mailing Address:
2101 E. Coliseum Blvd.
Fort Wayne, IN 46805

THE MASTODONS

2007-08 Record: 13-18 (9-9 Summit, t-5th)
Final 2008 AP Ranking: None
2008 Postseason Play: None
Lettermen Returning/Lost: 4/7
Starters Returning/Lost: 2/3

TOP RETURNING PLAYERS

Scoring Leader: David Carson, 11.4 ppg
Rebounding Leader: David Carson, 5.4 rpg
Assist Leader: Jakari Johnson, 1.5 apg
Blocks Leader: David Carson, 0.5 bpg
3-point Leader: Ben Botts, 57 3-pointers

2007-08 RESULTS

Nov. 11	at Wisconsin	L, 55-83
Nov. 15	Valparaiso	L, 64-74
Nov. 21	Manchester	W, 106-57
Nov. 24	at Indiana State	L, 55-63
Nov. 26	at Nebraska	L, 62-79
Dec. 1	Marygrove College	W, 106-54
Dec. 6	Southern Utah	W, 74-66
Dec. 8	UMKC	W, 79-70
Dec. 15	at Michigan State	L, 57-79
Dec. 17	at Marquette	L, 56-80
Dec. 20	at Kent State	L, 70-72
Dec. 29	North Florida	W, 82-59
Dec. 31	at Ball State	L, 62-69
Jan. 3	at North Dakota State	L, 67-94
Jan. 5	at South Dakota State	L, 60-73
Jan. 10	Oral Roberts	L, 56-68
Jan. 12	Centenary	W, 71-52
Jan. 19	Oakland	W, 77-69
Jan. 24	at Western Illinois	L, 50-65
Jan. 26	at IUPUI	L, 59-77
Jan. 31	South Dakota State	W, 73-63
Feb. 2	North Dakota State	W, 82-63
Feb. 7	at Centenary	W, 65-44
Feb. 9	at Oral Roberts	L, 56-88
Feb. 16	at Oakland	W, 71-66
Feb. 21	Western Illinois	W, 85-62
Feb. 23	IUPUI	L, 81-88
Feb. 28	at UMKC	L, 57-75
March 1	at Southern Utah	L, 89-99
March 9	vs. Southern Utah	W, 66-62
March 10	vs. Oral Roberts	L, 42-58

UMBC

RETRIEVERS

TUESDAY, DEC. 23 | 7 P.M.
LINCOLN, NEB. (DEVANEY CENTER)



FSMIDWEST



Randy Monroe
Head Coach



Darryl Proctor
Senior Forward

2008-09 SCHEDULE

Nov. 15	Stevenson
Nov. 17	at Morgan State
Nov. 21	vs. Quinnipiac
Nov. 22	vs. To Be Determined
Nov. 26	at George Washington
Nov. 29	Toledo
Dec. 3	Towson
Dec. 10	Central Connecticut State
Dec. 13	at Pittsburgh
Dec. 20	American
Dec. 23	at Nebraska
Dec. 30	at Saint Louis
Jan. 3	Stony Brook
Jan. 10	Maine
Jan. 14	at New Hampshire
Jan. 17	Hartford
Jan. 19	at Vermont
Jan. 22	at Boston University
Jan. 25	at Albany
Jan. 28	Binghamton
Jan. 31	at Stony Brook
Feb. 2	Boston University
Feb. 7	at Maine
Feb. 10	New Hampshire
Feb. 14	at Hartford
Feb. 17	Vermont
Feb. 21	at ESPNU Bracket Buster
Feb. 26	at Binghamton
March 1	Albany
March 6-8	at America East Championships
March 14	at America East Finals

GENERAL INFO

Founded: 1966
Location: Baltimore, Md.
Enrollment: 12,041
President: Dr. Freeman Hrabowski
Athletic Director: Dr. Charles Brown
Nickname: Retrievers
Colors: Black and gold
Conference: America East
Home Arena: RAC Arena
Capacity: 3,824
Athletic Dept. Phone: 410-455-2126
Ticket Office Phone: 410-455-2205
Web site: www.umbcretrievers.com

COACHING STAFF

Head Coach: Randy Monroe
Alma Mater (Year): Cheyney (1987)
Career Record: 57-66 (four years)
Record at UMBC: 57-66 (four years)
Assistant Coaches (Alma mater, Year):
Nate Stewart (Roanoke, 2003)
Aki Thomas (Howard, 2001)
John Zito (UMBC, 2006)
Basketball Office Phone: 410-455-2864

MEDIA RELATIONS

Basketball SID: Steve Levy
Office Phone: 410-455-2197
Cell Phone: 410-382-2598
E-mail: slevy@umbc.edu
Press Row Phone: 410-455-3840
SID Mailing Address:
307 RAC Arena, 1000 Hilltop Circle,
Baltimore, MD 21250

THE RETRIEVERS

2007-08 Record: 24-9 (13-3 AEC, 1st)
Final 2008 AP Ranking: None
2008 Postseason Play: NCAA 1st round
Lettermen Returning/Lost: 8/3
Starters Returning/Lost: 4/1

TOP RETURNING PLAYERS

Scoring Leader: Darryl Proctor, 15.1 ppg
Rebounding Leader: Darryl Proctor, 8.4 rpg
Assist Leader: Jay Greene, 7.2 apg
Blocks Leader: Justin Fry, 0.5 bpg
3-point Leader: Jay Greene, 63 3-pointers

2007-08 RESULTS

Nov. 10	St. Peter's	W, 81-78
Nov. 13	at La Salle	W, 76-69
Nov. 17	at Richmond	W, 70-68
Nov. 20	at Lafayette	L, 84-87
Nov. 24	George Washington	W, 89-79
Nov. 29	Morgan State	W, 84-76
Dec. 1	at American	W, 83-68
Dec. 4	at Wichita State	L, 68-77
Dec. 8	Goucher	W, 82-37
Dec. 11	at Central Connecticut St.	L, 54-58
Dec. 15	at West Virginia	L, 62-86
Dec. 22	Hampton	W, 83-65
Dec. 29	at Ohio State	L, 83-92
Jan. 3	at Stony Brook	W, 76-62
Jan. 6	at New Hampshire	W, 86-73
Jan. 9	Vermont	W, 78-60
Jan. 12	Maine	L, 74-77
Jan. 16	Hartford	W, 86-85
Jan. 19	at Binghamton	L, 59-62
Jan. 22	at Boston University	W, 62-40
Jan. 30	Albany	W, 69-65
Feb. 2	at Vermont	W, 75-73
Feb. 6	Stony Brook	W, 75-63
Feb. 9	Binghamton	W, 63-59
Feb. 17	Boston University	W, 76-73
Feb. 20	at Albany	W, 81-77
Feb. 23	New Hampshire	W, 71-68
Feb. 28	at Maine	W, 85-68
March 2	at Hartford	L, 57-58
March 8	vs. Stony Brook	W, 76-60
March 9	vs. Vermont	W, 73-64
March 15	vs. Hartford	W, 82-65
March 21	vs. Georgetown	L, 47-66

South Carolina State

BULLDOGS

TUESDAY, DEC. 30 | 7 P.M.
LINCOLN, NEB. (DEVANEY CENTER)



Tim Carter
Head Coach



Jason Johnson
Senior Forward

2008-09 SCHEDULE

Nov. 18	Allen University
Nov. 21	Carver Bible College
Nov. 24	College of Charleston
Nov. 29	at William & Mary
Nov. 30	at To Be Determined
Dec. 6	Winston-Salem State
Dec. 10	Idaho
Dec. 13	at Clemson
Dec. 17	at Idaho
Dec. 20	at Savannah State
Dec. 30	at Nebraska
Jan. 10	at Delaware State
Jan. 12	at Maryland Eastern Shore
Jan. 17	at Hampton
Jan. 19	at Howard
Jan. 24	Norfolk State
Jan. 26	North Carolina A&T
Jan. 31	at Bethune-Cookman
Feb. 2	at Florida A&M
Feb. 7	Coppin State
Feb. 9	Morgan State
Feb. 14	Hampton
Feb. 16	Howard
Feb. 21	at Norfolk State
Feb. 23	at North Carolina A&T
March 2	Bethune-Cookman
March 4	Florida A&M
March 5	at Winston-Salem State
March 9-14	at MEAC Tournament

GENERAL INFO

Founded: 1896
Location: Orangeburg, S.C.
Enrollment: 4,700
President: Dr. George E. Cooper
Athletic Director: Charlene Johnson
Nickname: Bulldogs
Colors: Garnet and blue
Conference: Mid-Eastern Athletic
Home Arena: Smith-Hammond-Middleton Memorial Center
Capacity: 3,200
Athletic Dept. Phone: 803-536-7242
Ticket Office Phone: 803-536-8303
Web site: www.scsuathletics.com

COACHING STAFF

Head Coach: Tim Carter
Alma Mater (Year): Kansas (1979)
Career Record: 173-172 (12 years)
Record at SCSU: 13-20 (one year)
Assistant Coaches (Alma mater, Year):
Henry Harris (Tennessee State, 1981)
Brandon Perry (Georgia Tech, 2001)
Lorenzo Watkins (Idaho State, 1997)
Basketball Office Phone: 803-536-8586

MEDIA RELATIONS

Basketball SID: William Hamilton
Office Phone: 803-536-7060
Cell Phone: 803-534-1814
E-mail: whamilton@scsu.edu
SID Mailing Address:
P.O. Box 7128
Orangeburg, S.C. 29117

THE BULLDOGS

2007-08 Record: 13-20 (7-9 MEAC, 1-7th)
Final 2008 AP Ranking: None
2008 Postseason Play: None
Lettermen Returning/Lost: 5/2
Starters Returning/Lost: 4/1

TOP RETURNING PLAYERS

Scoring Leader: Jason Johnson, 11.4 ppg
Rebounding Leader: Jason Johnson, 7.5 rpg
Assist Leader: Jessie Burton, 3.0 apg
Blocks Leader: Jason Johnson, 1.6 bpg
3-point Leader: Jessie Burton, 58 3-pointers

Maryland Eastern Shore

HAWKS

SATURDAY, JAN. 3 | 2 P.M.
LINCOLN, NEB. (DEVANEY CENTER)



Frankie Allen
Head Coach



Aleksandar Popovic
Senior Center

2008-09 SCHEDULE

Nov. 14	at Stony Brook
Nov. 22	Longwood
Nov. 25	at Navy
Nov. 29	at Kennesaw State
Dec. 4	at Delaware State
Dec. 6	NJIT
Dec. 13	at St. Bonaventure
Dec. 22	at Old Dominion
Jan. 3	at Nebraska
Jan. 5	at Oklahoma
Jan. 10	Winston-Salem State
Jan. 12	South Carolina State
Jan. 17	at North Carolina A&T
Jan. 19	at Norfolk State
Jan. 21	at North Carolina Central
Jan. 24	Florida A&M
Jan. 26	Bethune Cookman
Jan. 28	at NJIT
Jan. 31	Morgan State
Feb. 2	Coppin State
Feb. 4	at Longwood
Feb. 7	at Howard
Feb. 9	at Hampton
Feb. 14	North Carolina A&T
Feb. 16	Norfolk State
Feb. 21	at Florida A&M
Feb. 23	at Bethune Cookman
Feb. 28	at Coppin State
March 5	Delaware State
March 9-14	at MEAC Tournament

GENERAL INFO

Founded: 1886
Location: Princess Anne, Md.
Enrollment: 3,600
President: Dr. Thelma B. Thompson
Acting Athletic Director: Keith Davidson
Nickname: Hawks
Colors: Maroon and grey
Conference: Mid-Eastern Athletic
Home Arena: Hytche Athletic Center
Capacity: 5,500
Athletic Dept. Phone: 410-651-6499
Ticket Office Phone: 410-651-6496
Web Site: www.umeshawks.com

COACHING STAFF

Head Coach: Frankie Allen
Alma Mater: Roanoke College (1971)
Career Record: 223-294 (19 years)
Record at UMES: First year
Assistant Coaches (Alma Mater):
Jamal Brown (South Carolina State, 1998)
Mike Blaine (John Hopkins, 2003)
Shawn Smith (La Salle, 1998)
Basketball Office Phone: 410-651-6536

MEDIA RELATIONS

Basketball SID: G. Stan Bradley
Office Phone: 410-651-8075
Cell Phone: 410-603-3131
E-mail: gsbradley@umes.edu
Press Row Phone: 410-651-8903
SID Mailing Address:
W.P. Hytche Athletic Center
1 Backbone Road
Princess Anne, MD 21853

THE HAWKS

2007-08 Record: 4-28 (2-14 MEAC, 11th)
Final 2008 AP Ranking: None
2008 Postseason Play: None
Lettermen Returning/Lost: 4/9
Starters Returning/Lost: 2/3

TOP RETURNING PLAYERS

Scoring Leader: Marc Davis, 10.7 ppg
Rebounding Leader: Aleksandar Popovic, 6.2 rpg
Assist Leader: Marc Davis, 3.2 apg
Blocks Leader: Aleksandar Popovic, 0.5 rpg
3-point Leader: Josh Bright, 21 3-pointers

2007-08 RESULTS

Nov. 9	at VCU	L, 51-70
Nov. 15	Stony Brook	W, 53-52
Nov. 18	at Bradley	L, 71-98
Nov. 20	at Iowa	L, 48-65
Nov. 23	Valparaiso	L, 55-66
Nov. 24	at Florida Gulf Coast	L, 58-71
Nov. 27	at West Virginia	L, 44-110
Dec. 1	Delaware State	L, 47-59
Dec. 5	at George Washington	L, 39-78
Dec. 8	at Old Dominion	L, 49-74
Dec. 11	Kennesaw State	W, 77-72
Dec. 15	at Wagner	L, 86-105
Dec. 22	Navy	L, 61-85
Jan. 4	at Nebraska	L, 50-86
Jan. 12	at Winston-Salem	L, 59-105
Jan. 14	at South Carolina State	L, 60-68
Jan. 19	North Carolina A&T	L, 49-61
Jan. 21	Norfolk State	L, 65-84
Jan. 23	at Dartmouth	L, 62-86
Jan. 26	at Florida A&M	L, 62-72
Jan. 28	at Bethune-Cookman	L, 54-63
Feb. 2	at Morgan State	L, 52-67
Feb. 4	at Coppin State	L, 54-59
Feb. 9	Howard	W, 59-56
Feb. 11	Hampton	W, 68-62
Feb. 16	at North Carolina A&T	L, 85-95
Feb. 18	at Norfolk State	L, 61-68
Feb. 23	Florida A&M	L, 60-62
Feb. 25	Bethune-Cookman	L, 60-73
March 1	Coppin State	L, 66-85
March 6	at Delaware State	L, 52-67
March 12	at Florida A&M	L, 61-70

Florida A&M

RATTLERS

MONDAY, JAN. 5 | 7 P.M.
LINCOLN, NEB. (DEVANEY CENTER)



Eugene Harris
Head Coach



Joseph Ballard
Senior Guard

2008-09 SCHEDULE

Nov. 14	at Kansas State
Nov. 16	at Wichita State
Nov. 22	vs. South Alabama
Nov. 23	vs. Louisville/Morehead State
Nov. 29	at Arkansas
Dec. 2	at Florida
Dec. 6	Bethune-Cookman
Dec. 13	Kennesaw State
Dec. 15	at Texas A&M
Dec. 22	at Mississippi
Dec. 31	at Alabama
Jan. 5	at Nebraska
Jan. 10	Howard
Jan. 12	Hampton
Jan. 17	Morgan State
Jan. 19	Coppin State
Jan. 24	at Maryland Eastern Shore
Jan. 26	at Delaware State
Jan. 31	Winston-Salem State
Feb. 2	South Carolina State
Feb. 7	at North Carolina A&T
Feb. 9	at Norfolk State
Feb. 14	at Morgan State
Feb. 16	at Coppin State
Feb. 21	Maryland Eastern Shore
Feb. 23	Delaware State
Feb. 28	at Winston-Salem State
March 2	at South Carolina State
March 5	at Bethune-Cookman
March 8-14	at MEAC Tournament

GENERAL INFO

Founded: 1887
Location: Tallahassee, Fla.
Enrollment: 10,500
President: Dr. James Ammons
Athletic Director: William Hayes
Nickname: Rattlers
Colors: Orange and green
Conference: Mid-Eastern Athletic
Home Arena: Gaither Gym
Capacity: 3,365
Athletic Dept. Phone: 850-599-3868
Ticket Office Phone: 850-599-3141
Web site: www.thefamurrattlers.com

COACHING STAFF

Head Coach: Eugene Harris
Alma Mater (Year): Florida State (1979)
Career Record: 15-17 (one year)
Record at FAMU: 15-17 (one year)
Assistant Coaches (Alma mater, Year):
John Jones (Alabama State, 1967)
Reggie Sharp (Auburn, 2001)
Basketball Office Phone: 850-561-2882

MEDIA RELATIONS

Basketball SID: Ronnie Johnson
Office Phone: 850-561-2701
Cell Phone: 850-591-7690
E-mail: ronjon_2001@yahoo.com
Press Row Phone: 850-599-8440
SID Mailing Address:
Gaither Athletic Circle, 1835 Wahnish Way
Tallahassee, FL 32307

THE RATTLERS

2007-08 Record: 15-17 (9-6 MEAC, 6th)
Final 2008 AP Ranking: None
2008 Postseason Play: None
Lettermen Returning/Lost: 5/5
Starters Returning/Lost: 3/2

TOP RETURNING PLAYERS

Scoring Leader: Lamar Twitty, 13.2 ppg
Rebounding Leader: Lamar Twitty, 6.1 rpg
Assist Leader: Joe Ballard, 3.8 apg
Blocks Leader: Larry Jackson, 0.4 bpg
3-point Leader: Lamar Twitty, 44 3-pointers

Missouri

TIGERS

SATURDAY, JAN. 10 | 1 P.M.
LINCOLN, NEB. (DEVANEY CENTER)



SATURDAY, FEB. 14 | 12:30 P.M.
COLUMBIA, MO. (MIZZOU ARENA)



Mike Anderson
Head Coach



DeMarre Carroll
Senior Forward

2008-09 SCHEDULE

Nov. 15	Prairie View A&M
Nov. 17	Chattanooga
Nov. 20	vs. Xavier
Nov. 21	vs. Fairfield/Virginia Tech
Nov. 23	vs. To Be Determined
Nov. 30	Oral Roberts
Dec. 2	Arkansas-Pine Bluff
Dec. 7	California
Dec. 13	Murray State
Dec. 20	Stetson
Dec. 23	vs. Illinois
Dec. 27	SIU-Edwardsville
Dec. 30	Centenary
Jan. 3	at Georgia
Jan. 6	Coppin State
Jan. 10	at Nebraska
Jan. 14	Colorado
Jan. 17	Iowa State
Jan. 21	at Oklahoma State
Jan. 24	Texas Tech
Jan. 28	at Kansas State
Jan. 31	Baylor
Feb. 4	at Texas
Feb. 7	at Iowa State
Feb. 9	Kansas
Feb. 14	Nebraska
Feb. 21	at Colorado
Feb. 25	Kansas State
March 1	at Kansas
March 4	Oklahoma
March 7	at Texas A&M
March 11-14	at Big 12 Championship

GENERAL INFO

Founded: 1839
Location: Columbia, Mo.
Enrollment: 28,477
Chancellor: Brady Deaton
Athletic Director: Mike Alden
Nickname: Tigers
Colors: Old gold and black
Conference: Big 12
Home Arena: Mizzou Arena
Capacity: 15,061
Athletic Dept. Phone: 573-882-6501
Ticket Office Phone: 573-884-7297
Web site: www.mutigers.com

COACHING STAFF

Head Coach: Mike Anderson
Alma Mater (Year): Tulsa (1982)
Career Record: 123-69 (six years)
Record at MU: 34-28 (two years)
Assistant Coaches (Alma mater, Year):
Melvin Watkins (UNC-Charlotte, 1977)
Matt Zimmerman (Arkansas, 1990)
T.J. Cleveland (Arkansas, 2002)
Basketball Office Phone: 573-882-3463

MEDIA RELATIONS

Basketball SID: David Reiter
Office Phone: 573-884-2437
Cell Phone: 573-424-8740
E-mail: reiterd@missouri.edu
Press Row Phone: 573-882-1442
SID Mailing Address:
Room 260 Hearnes Center
Columbia, MO 65201

THE TIGERS

2007-08 Record: 16-16 (6-10 Big 12, 10th)
Final 2008 AP Ranking: None
2008 Postseason Play: None
Lettermen Returning/Lost: 7/6
Starters Returning/Lost: 4/1

TOP RETURNING PLAYERS

Scoring Leader: Leo Lyons, 13.1 ppg
Rebounding Leader: DeMarre Carroll, 6.7 rpg
Assist Leader: J.T. Tiller, 1.8 apg
Blocks Leader: DeMarre Carroll, 0.7 bpg
3-point Leader: J.T. Tiller, 12 3-pointers

2007-08 RESULTS

Nov. 12	Central Michigan	W, 87-76
Nov. 13	Fordham	W, 79-55
Nov. 16	Southern	W, 95-50
Nov. 19	Michigan State	L, 83-86
Nov. 20	at Maryland	W, 84-70
Nov. 25	Western Illinois	W, 91-52
Nov. 28	at Arkansas	L, 91-94
Dec. 1	at California	L, 72-86
Dec. 8	Purdue	W, 73-63
Dec. 15	McNeese State	W, 81-44
Dec. 17	North Carolina A&T	W, 94-66
Dec. 22	Illinois	L, 58-59
Dec. 27	Coppin State	W, 72-38
Dec. 30	at Mississippi State	L, 75-87
Jan. 8	UMKC	W, 96-76
Jan. 12	Texas	W, 97-84
Jan. 16	at Iowa State	L, 67-72
Jan. 19	Kansas	L, 70-76
Jan. 23	at Texas Tech	L, 84-92
Jan. 26	at Colorado	W, 66-62
Jan. 30	Nebraska	L, 62-66
Feb. 2	Kansas State	W, 77-74
Feb. 4	at Kansas	L, 71-90
Feb. 9	Texas A&M	L, 69-77
Feb. 13	at Nebraska	W, 86-78 (ot)
Feb. 16	at Kansas State	L, 63-100
Feb. 23	Colorado	W, 60-53
Feb. 26	Oklahoma State	L, 73-75
March 1	at Baylor	L, 89-100
March 5	Iowa State	W, 81-75
March 8	at Oklahoma	L, 66-75
March 13	vs. Nebraska	L, 56-61

Iowa State

CYCLONES

WEDNESDAY, JAN. 14 | 7 P.M.
AMES, IOWA (HILTON COLISEUM)

FSMIDWEST



WEDNESDAY, MARCH 4 | 6:30 P.M.
LINCOLN, NEB. (DEVANEY CENTER)

FSMIDWEST



Greg McDermott
Head Coach



Craig Brackens
Sophomore Forward

2008-09 SCHEDULE

Nov. 14	UC Davis
Nov. 15	Loyola-Marymount
Nov. 16	UW-Milwaukee
Nov. 24	at Hawaii
Nov. 29	Mississippi Valley State
Dec. 3	at Northern Iowa
Dec. 6	Oregon State
Dec. 9	Drake
Dec. 12	at Iowa
Dec. 20	Jacksonville State
Dec. 23	South Dakota State
Dec. 28	at Houston
Dec. 31	Mercer
Jan. 3	SIU-Edwardsville
Jan. 6	Houston Baptist
Jan. 10	at Texas
Jan. 14	Nebraska
Jan. 17	at Missouri
Jan. 24	Kansas
Jan. 27	at Colorado
Jan. 31	Oklahoma
Feb. 3	at Kansas State
Feb. 7	Missouri
Feb. 11	Colorado
Feb. 14	at Oklahoma State
Feb. 18	at Kansas
Feb. 21	Kansas State
Feb. 24	Baylor
Feb. 28	at Texas A&M
March 4	at Nebraska
March 7	Texas Tech
March 11-14	at Big 12 Championship

GENERAL INFO

Founded: 1858
Location: Ames, Iowa
Enrollment: 24,445
President: Dr. Gregory L. Geoffroy
Athletic Director: Jamie Pollard
Nickname: Cyclones
Colors: Cardinal and gold
Conference: Big 12
Home Arena: James H. Hilton Coliseum
Capacity: 14,356
Athletic Dept. Phone: 515-294-3662
Ticket Office Phone: 515-294-1816
Web site: www.cyclones.com

COACHING STAFF

Head Coach: Greg McDermott
Alma Mater (Year): Northern Iowa (1988)
Career Record: 250-161 (14 years)
Record at ISU: 29-34 (two years)
Assistant Coaches (Alma mater, Year):
Jeff Rutter (North Dakota State, 1992)
T.J. Otzelberger (UW-Whitewater, 2004)
Danialy Robinson (Arkansas-Little Rock, 1999)
Basketball Office Phone: 515-294-8232

MEDIA RELATIONS

Basketball SID: Mike Green
Office Phone: 515-294-7019
Cell Phone: 515-460-5804
E-mail: mgreen@iastate.edu
Press Row Phone: 515-294-6178
SID Mailing Address:
1800 S. Fourth St., Jacobson Bldg
Ames, IA 50011

THE CYCLONES

2007-08 Record: 14-18 (4-12 Big 12, 11th)
Final 2008 AP Ranking: None
2008 Postseason Play: None
Lettermen Returning/Lost: 7/7
Starters Returning/Lost: 2/3

TOP RETURNING PLAYERS

Scoring Leader: Craig Brackens, 11.4 ppg
Rebounding Leader: Craig Brackens, 5.0 rpg
Assist Leader: Diante Garrett, 3.0 apg
Blocks Leader: Craig Brackens, 1.0 bpg
3-point Leader: Bryan Peterson, 48 3-pointers

Kansas State

WILDCATS

SATURDAY, JAN. 17 | 5 P.M.
LINCOLN, NEB. (DEVANEY CENTER)

BIG 12 NETWORK



SATURDAY, FEB. 28 | 7 P.M.
MANHATTAN, KAN. (BRAMLAGE COLISEUM)

BIG 12 NETWORK



Frank Martin
Head Coach



Jacob Pullen
Sophomore Guard

2008-09 SCHEDULE

Nov. 14	Florida A&M
Nov. 16	Southeast Missouri State
Nov. 19	Emporia State
Nov. 22	at Cleveland State
Nov. 25	Oakland
Nov. 28	vs. Kentucky
Nov. 29	vs. Iowa/West Virginia
Dec. 7	at Oregon
Dec. 11	vs. Southern Mississippi
Dec. 14	Gardner-Webb
Dec. 20	Centenary
Dec. 30	Wagner
Jan. 3	Idaho State
Jan. 5	Chicago State
Jan. 10	Oklahoma
Jan. 13	at Kansas
Jan. 17	at Nebraska
Jan. 21	Baylor
Jan. 24	at Colorado
Jan. 28	Missouri
Jan. 31	at Texas
Feb. 3	Iowa State
Feb. 7	at Texas A&M
Feb. 11	Texas Tech
Feb. 14	Kansas
Feb. 17	North Carolina Central
Feb. 21	at Iowa State
Feb. 25	at Missouri
Feb. 28	Nebraska
March 3	at Oklahoma State
March 7	Colorado
March 11-14	at Big 12 Championship

GENERAL INFO

Founded: 1863
Location: Manhattan, Kan.
Enrollment: 23,332
President: Dr. Jon Wefald
Athletic Director: Bob Krause
Nickname: Wildcats
Colors: Purple and white
Conference: Big 12
Home Arena: Bramlage Coliseum
Capacity: 12,528
Athletic Dept. Phone: 785-532-6910
Ticket Office Phone: 785-532-7606
Web site: www.k-statesports.com

COACHING STAFF

Head Coach: Frank Martin
Alma Mater (Year): Florida International (1993)
Career Record: 21-12 (second year)
Record at KSU: 21-12 (second year)
Assistant Coaches (Alma mater, Year):
Dalonte Hill (Charlotte, 2001)
Brad Underwood (Kansas State, 1986)
Matt Figger (Eastern Kentucky, 1995)
Basketball Office Phone: 785-532-6531

MEDIA RELATIONS

Basketball SID: Tom Gilbert
Office Phone: 785-532-7979
Cell Phone: 785-587-7868
E-mail: tgilbert@k-state.edu
Press Row Phone: 785-539-3423
SID Mailing Address:
1800 College Avenue
Bramlage Coliseum, Suite 37
Manhattan, KS 66502

THE WILDCATS

2007-08 Record: 21-12 (10-6 Big 12, 3rd)
Final 2008 AP Ranking: None
2008 Postseason Play: NCAA 2nd round
Lettermen Returning/Lost: 7/6
Starters Returning/Lost: 1/4

TOP RETURNING PLAYERS

Scoring Leader: Jacob Pullen, 9.7 ppg
Rebounding Leader: Ron Anderson, 3.6 rpg
Assist Leader: Jacob Pullen, 3.2 apg
Blocks Leader: Darren Kent, 0.3 bpg
3-point Leader: Jacob Pullen, 40 3-pointers

2007-08 RESULTS

Nov. 9	Sacramento State	W, 94-63
Nov. 11	Pittsburg State	W, 76-66
Nov. 17	Western Illinois	W, 77-64
Nov. 22	George Mason	L, 77-87
Nov. 23	at UCF	W, 73-71
Nov. 25	at Rider	W, 82-69
Nov. 29	Oregon	L, 77-80
Dec. 4	at Notre Dame	L, 59-68
Dec. 9	California	W, 82-75
Dec. 17	Florida A&M	W, 87-60
Dec. 22	Winston-Salem State	W, 90-48
Dec. 29	Wagner	W, 101-59
Dec. 31	at Xavier	L, 77-103
Jan. 7	Savannah State	W, 85-25
Jan. 12	at Oklahoma	W, 84-82
Jan. 19	Texas A&M	W, 75-54
Jan. 23	at Colorado	W, 72-56
Jan. 26	Iowa State	W, 82-57
Jan. 30	Kansas	W, 84-75
Feb. 2	at Missouri	L, 74-77
Feb. 6	Nebraska	W, 74-59
Feb. 9	Oklahoma State	W, 82-61
Feb. 13	at Texas Tech	L, 75-84
Feb. 16	Missouri	W, 100-63
Feb. 20	at Nebraska	L, 64-71
Feb. 23	at Baylor	L, 86-92
Feb. 25	Texas	L, 65-74
March 1	at Kansas	L, 74-88
March 4	Colorado	W, 78-72
March 8	at Iowa State	W, 73-69
March 14	Texas A&M	L, 60-63
March 20	at USC	W, 80-67
March 22	at Wisconsin	L, 55-72

Oklahoma

SOONERS

WEDNESDAY, JAN. 21 | 8 P.M.
NORMAN, OKLA. (LLOYD NOBLE CENTER)



Jeff Capel
Head Coach



Blake Griffin
Sophomore Forward

2008-09 SCHEDULE

Nov. 14	American
Nov. 17	Mississippi Valley State
Nov. 18	Davidson/James Madison
Nov. 22	Gardner-Webb
Dec. 4	USC
Dec. 7	at Tulsa
Dec. 10	Maine
Dec. 13	Utah
Dec. 20	vs. VCU
Dec. 22	at Rice
Dec. 30	at Arkansas
Jan. 3	Coppin State
Jan. 5	Maryland Eastern Shore
Jan. 10	at Kansas State
Jan. 12	Texas
Jan. 17	at Texas A&M
Jan. 21	Nebraska
Jan. 24	Baylor
Jan. 26	at Oklahoma State
Jan. 31	at Iowa State
Feb. 4	Texas A&M
Feb. 7	Colorado
Feb. 11	at Baylor
Feb. 14	Texas Tech
Feb. 21	at Texas
Feb. 23	Kansas
Feb. 28	at Texas Tech
March 4	at Missouri
March 7	Oklahoma State
March 11-14	at Big 12 Championship

GENERAL INFO

Founded: 1890
Location: Norman, Okla.
Enrollment: 29,721
President: David L. Boren
Athletic Director: Joe Castiglione
Nickname: Sooners
Colors: Crimson and cream
Conference: Big 12
Home Arena: Lloyd Noble Center
Capacity: 12,000
Athletic Dept. Phone: 405-325-8200
Ticket Office Phone: 405-325-2424
Web site: www.soonersports.com

COACHING STAFF

Head Coach: Jeff Capel
Alma Mater (Year): Duke (1997)
Career Record: 118-68 (six years)
Record at OU: 39-27 (two years)
Assistant Coaches (Alma mater, Year):
Ben Betts (Roanoke College, 1990)
Mark Cline (Wake Forest, 1988)
Oronde Taliatferro (Wayne State, 1994)
Basketball Office Phone: 405-325-4732

MEDIA RELATIONS

Basketball SID: Mike Houck
Office Phone: 405-325-8231
Cell Phone: 405-249-5892
E-mail: mhouck@ou.edu
Press Row Phone: 405-325-1024
SID Mailing Address:
180 W Brooks St., Suite 2525
Norman, OK 73019

THE SOONERS

2007-08 Record: 23-12 (9-7 Big 12, 1-4th)
Final 2008 AP Ranking: None
2008 Postseason Play: NCAA 2nd round
Lettermen Returning/Lost: 7/4
Starters Returning/Lost: 4/2

TOP RETURNING PLAYERS

Scoring Leader: Blake Griffin, 14.7 ppg
Rebounding Leader: Blake Griffin, 9.1 rpg
Assist Leader: Austin Johnson, 2.7 apg
Blocks Leader: Blake Griffin, 0.8 bpg
3-point Leader: Tony Crocker, 64 3-pointers

2007-08 RESULTS

Nov. 8	San Francisco	W, 71-55
Nov. 9	Denver	W, 80-50
Nov. 12	Alcorn State	W, 99-59
Nov. 15	at Memphis	L, 53-63
Nov. 16	at Gardner-Webb	W, 69-55
Nov. 21	Morehead State	W, 74-42
Nov. 29	at USC	L, 55-66
Dec. 2	at TCU	W, 90-66
Dec. 5	Tulsa	W, 81-55
Dec. 8	Stephen F. Austin	L, 62-66
Dec. 15	Arkansas	W, 83-72
Dec. 20	Gonzaga	W, 72-68
Dec. 29	at West Virginia	W, 88-82
Jan. 5	Rice	W, 61-49
Jan. 7	Mount St. Mary's	W, 81-57
Jan. 12	Kansas State	L, 82-84
Jan. 14	at Kansas	L, 55-85
Jan. 19	Texas Tech	W, 63-61
Jan. 26	at Baylor	W, 77-71
Jan. 28	Oklahoma State	W, 64-61
Feb. 2	at Texas A&M	L, 52-60
Feb. 6	Texas	L, 54-64
Feb. 9	at Colorado	L, 58-72
Feb. 13	Iowa State	W, 76-64
Feb. 16	at Texas Tech	W, 66-64
Feb. 19	Baylor	W, 92-91
Feb. 23	at Texas	L, 45-62
Feb. 27	at Nebraska	L, 45-63
March 1	Texas A&M	W, 64-37
March 5	at Oklahoma State	W, 68-56
March 8	Missouri	W, 75-66
March 14	vs. Colorado	W, 54-49
March 15	vs. Texas	L, 49-77
March 21	vs. Saint Joseph's	W, 72-64
March 23	vs. Louisville	L, 48-78

Oklahoma State

COWBOYS

SATURDAY, JAN. 24 | 3 P.M.
LINCOLN, NEB. (DEVANEY CENTER)



Travis Ford
Head Coach



Byron Eaton
Senior Guard

2008-09 SCHEDULE

Nov. 14	UT-San Antonio
Nov. 17	North Texas
Nov. 20	Tulsa
Nov. 23	Grambling State
Nov. 27	vs. Gonzaga
Nov. 28	vs. Maryland/Michigan State
Nov. 30	vs. To Be Determined
Dec. 4	at Washington
Dec. 14	at Texas A&M-Corpus Christi
Dec. 17	Mercer
Dec. 20	vs. Rhode Island
Dec. 29	Arkansas State
Jan. 3	Northwestern State
Jan. 6	Savannah State
Jan. 10	Texas A&M
Jan. 17	at Baylor
Jan. 21	Missouri
Jan. 24	at Nebraska
Jan. 26	Oklahoma
Jan. 31	at Texas A&M
Feb. 4	Texas Tech
Feb. 7	at Kansas
Feb. 10	at Texas
Feb. 14	Iowa State
Feb. 18	at Texas Tech
Feb. 21	Baylor
Feb. 25	at Colorado
Feb. 28	Texas
March 3	Kansas State
March 7	at Oklahoma
March 11-14	at Big 12 Championship

GENERAL INFO

Founded: 1890
Location: Stillwater, Okla.
Enrollment: 32,721
President: Burns Hargis
Athletic Director: Mike Holder
Nickname: Cowboys
Colors: Orange and black
Conference: Big 12
Home Arena: Gallagher-Iba Arena
Capacity: 13,611
Athletic Dept. Phone: 405-744-7714
Ticket Office Phone: 877-255-4678
Web site: www.okstate.com

COACHING STAFF

Head Coach: Travis Ford
Alma Mater (Year): Kentucky (1994)
Career Record: 190-164 (11 years)
Record at OSU: First year
Assistant Coaches (Alma mater, Year):
Butch Pierre (Mississippi State, 1984)
Steve Middleton (Southern Illinois, 1989)
Chris Ferguson (Cumberland (Ky.), 1981)
Basketball Office Phone: 405-744-5845

MEDIA RELATIONS

Basketball SID: Mike Noteware
Office Phone: 405-744-7756
Cell Phone: 405-612-4843
E-mail: mike.noteware@okstate.edu
Press Row Phone: 405-744-5757
SID Mailing Address:
220 Athletics Center
Stillwater, OK 74078

THE COWBOYS

2007-08 Record: 17-16 (7-9 Big 12, 7th)
Final 2008 AP Ranking: None
2008 Postseason Play: NIT 1st round
Lettermen Returning/Lost: 8/3
Starters Returning/Lost: 4/1

TOP RETURNING PLAYERS

Scoring Leader: James Anderson, 13.3 ppg
Rebounding Leader: Terrel Harris, 4.2 rpg
Assist Leader: Byron Eaton, 3.5 apg
Blocks Leader: Ibrahima Thomas, 0.5 bpg
3-point Leader: James Anderson, 67 3-pointers

2007-08 RESULTS

Nov. 9	Prairie View A&M	W, 104-48
Nov. 14	at North Texas	L, 73-82
Nov. 19	LSU	W, 83-77
Nov. 20	at Marquette	L, 61-91
Nov. 21	Illinois	L, 49-65
Dec. 1	Washington	W, 96-71
Dec. 5	Texas A&M-Corpus Christi	W, 60-46
Dec. 8	East Tennessee State	W, 78-65
Dec. 15	at Pittsburg	L, 68-85
Dec. 20	Oral Roberts	L, 59-74
Dec. 22	Texas-Arlington	W, 69-64
Dec. 31	Northwestern State	W, 82-36
Jan. 2	UTSA	W, 73-61
Jan. 7	Rogers State	W, 62-53
Jan. 12	Texas Tech	W, 74-55
Jan. 15	at Baylor	L, 71-79
Jan. 19	at Iowa State	L, 66-73
Jan. 21	Texas	L, 61-63
Jan. 26	Texas A&M	L, 56-59
Jan. 28	at Oklahoma	L, 61-64
Feb. 2	at Texas Tech	L, 60-67
Feb. 6	Colorado	W, 64-63
Feb. 9	at Kansas State	L, 61-82
Feb. 13	Baylor	W, 93-83
Feb. 16	at Texas A&M	W, 59-54
Feb. 23	Kansas	W, 61-60
Feb. 26	at Missouri	W, 75-73
March 1	Nebraska	W, 77-63
March 5	Oklahoma	L, 56-68
March 9	at Texas	L, 57-62
March 13	vs. Texas Tech	W, 76-72
March 14	vs. Texas	L, 59-66
March 18	vs. Southern Illinois	L, 53-69

Kansas

JAYHAWKS

WEDNESDAY, JAN. 28 | 6:30 P.M.
LINCOLN, NEB. (DEVANEY CENTER)



SATURDAY, FEB. 21 | 3 P.M.
LAWRENCE, KAN. (ALLEN FIELDHOUSE)



Bill Self
Head Coach



Sherron Collins
Junior Guard

2008-09 SCHEDULE

Nov. 16	UMKC
Nov. 18	Florida Gulf Coast
Nov. 24	vs. Washington
Nov. 25	vs. Syracuse/Florida
Nov. 28	Coppin State
Dec. 1	Kent State
Dec. 3	New Mexico State
Dec. 6	Jackson State
Dec. 13	Massachusetts
Dec. 20	Temple
Dec. 23	at Arizona
Dec. 30	Albany
Jan. 3	Tennessee
Jan. 6	Siena
Jan. 10	at Michigan State
Jan. 13	Kansas State
Jan. 17	at Colorado
Jan. 19	Texas A&M
Jan. 24	at Iowa State
Jan. 28	at Nebraska
Jan. 31	Colorado
Feb. 2	at Baylor
Feb. 7	Oklahoma State
Feb. 9	at Missouri
Feb. 14	at Kansas State
Feb. 18	Iowa State
Feb. 21	Nebraska
Feb. 23	at Oklahoma
March 1	Missouri
March 4	at Texas Tech
March 7	Texas
March 11-14	at Big 12 Championship

GENERAL INFO

Founded: 1866
Location: Lawrence, Kan.
Enrollment: 29,613
Chancellor: Dr. Robert Hemenway
Athletic Director: Lew Perkins
Nickname: Jayhawks
Colors: Crimson and blue
Conference: Big 12
Home Arena: Allen Fieldhouse
Capacity: 16,300
Athletic Dept. Phone: 785-864-3143
Ticket Office Phone: 785-864-3141
Web site: www.kuathletics.com

COACHING STAFF

Head Coach: Bill Self
Alma Mater (Year): Oklahoma State (1985)
Career Record: 349-137 (15 years)
Record at KU: 142-32 (five years)
Assistant Coaches (Alma mater, Year):
Joe Dooley (George Washington, 1988)
Kurtis Townsend (Western Kentucky, 1982)
Danny Manning (Kansas, 1991)
Basketball Office Phone: 785-864-3056

MEDIA RELATIONS

Basketball SID: Chris Theisen
Office Phone: 785-864-3417
Cell Phone: 785-331-9356
E-mail: theisen@ku.edu
Press Row Phone: 785-864-3417
SID Mailing Address:
1651 Naimsmith Drive, Room 104
Lawrence, KS 66045-7538

THE JAYHAWKS

2007-08 Record: 37-3 (13-3 Big 12, t-1st)
Final 2008 AP Ranking: 1
2008 Postseason Play: NCAA Champions
Lettermen Returning/Lost: 8/9
Starters Returning/Lost: 0/5

TOP RETURNING PLAYERS

Scoring Leader: Sherron Collins, 9.3 ppg
Rebounding Leader: Cole Aldrich, 3.0 rpg
Assist Leader: Sherron Collins, 2.7 apg
Blocks Leader: Cole Aldrich, 0.8 bpg
3-point Leader: Sherron Collins, 38 3-pointers

Texas Tech

RED RAIDERS

SATURDAY, JAN. 31 | 7 P.M.
LUBBOCK, TEXAS (UNITED SPIRIT ARENA)



Pat Knight
Head Coach



Alan Voskuil
Senior Guard

2008-09 SCHEDULE

Nov. 14	St. Francis (Pa.)
Nov. 17	Sam Houston State
Nov. 20	East Central
Nov. 22	Eastern Kentucky
Nov. 25	Southeastern Louisiana
Nov. 28	Pittsburgh
Nov. 30	Washington State/Mississippi St.
Dec. 3	Wichita State
Dec. 13	at Lamar
Dec. 17	at UTEP
Dec. 20	New Mexico
Dec. 23	Centenary
Dec. 28	at Stanford
Jan. 1	Stephen F. Austin
Jan. 6	TCU
Jan. 10	at Baylor
Jan. 17	Texas
Jan. 20	Colorado
Jan. 24	at Missouri
Jan. 28	at Texas A&M
Jan. 31	Nebraska
Feb. 4	at Oklahoma State
Feb. 7	Baylor
Feb. 11	at Kansas State
Feb. 14	at Oklahoma
Feb. 18	Oklahoma State
Feb. 21	Texas A&M
Feb. 25	at Texas
Feb. 28	Oklahoma
March 4	Kansas
March 7	at Iowa State
March 11-14	at Big 12 Championship

GENERAL INFO

Founded: 1923
Location: Lubbock, Texas
Enrollment: 28,408
President: Dr. Guy Bailey
Athletic Director: Gerald Myers
Nickname: Red Raiders
Colors: Scarlet and black
Conference: Big 12
Home Arena: United Spirit Arena
Capacity: 15,098
Athletic Dept. Phone: 806-742-3355
Ticket Office Phone: 806-742-8324
Web Site: www.texas-tech.com

COACHING STAFF

Head Coach: Pat Knight
Alma Mater (Year): Indiana (1995)
Career Record: 4-7 (one year)
Record at TTU: 4-7 (one year)
Assistant Coaches (Alma Mater):
Chris Beard (Texas, 1995)
Stew Robinson (Indiana, 1993)
Bubba Jennings (Texas Tech, 1985)
Basketball Office Phone: (806) 742-7600

MEDIA RELATIONS

Basketball SID: Randy Farley
Office Phone: 806-742-7600
Cell Phone: 806-789-3428
E-mail: randy.farley@ttu.edu
Press Row Phone: 806-742-6688
SID Mailing Address:
United Spirit Arena
1701 Indiana Ave.
Lubbock, TX 79409

THE RED RAIDERS

2007-08 Record: 16-15 (7-9 Big 12, t-7th)
Final 2008 AP Ranking: None
2008 Postseason Play: None
Lettermen Returning/Lost: 9/4
Starters Returning/Lost: 3/2

TOP RETURNING PLAYERS

Scoring Leader: Alan Voskuil, 13.1 ppg
Rebounding Leader: Damir Suljagic, 4.0 rpg
Assist Leader: John Roberson, 3.3 apg
Blocks Leader: Trevor Cook, 0.6 bpg
3-point Leader: Alan Voskuil, 67 3-pointers

2007-08 RESULTS

Nov. 10	UC Riverside	W, 68-56
Nov. 14	at Sam Houston State	L, 54-56
Nov. 17	Stephen F. Austin	W, 60-44
Nov. 22	at Alaska-Anchorage	W, 74-47
Nov. 23	vs. Gonzaga	W, 73-63
Nov. 24	vs. Butler	L, 71-81
Nov. 28	TCU	W, 71-58
Dec. 1	at Centenary	L, 66-70
Dec. 5	Louisiana Tech	W, 86-31
Dec. 15	at New Mexico	L, 63-80
Dec. 22	Stanford	L, 61-62
Dec. 29	Northwestern State	W, 95-71
Jan. 1	Lamar	W, 79-77
Jan. 5	UTEP	W, 75-68
Jan. 12	at Oklahoma State	L, 55-74
Jan. 16	Texas A&M	W, 68-53
Jan. 19	at Oklahoma	L, 61-63
Jan. 23	Missouri	W, 92-84
Jan. 26	at Texas	L, 47-73
Feb. 2	Oklahoma State	W, 67-60
Feb. 6	at Baylor	L, 74-80
Feb. 9	at Nebraska	L, 62-73
Feb. 13	Kansas State	W, 84-75
Feb. 16	Oklahoma	L, 64-66
Feb. 20	at Colorado	W, 87-69
Feb. 23	Iowa State	W, 76-64
Feb. 27	at Texas A&M	L, 54-98
March 1	Texas	W, 83-80
March 3	at Kansas	L, 51-109
March 8	Baylor	L, 73-86
March 13	vs. Oklahoma State	L, 72-76

Colorado

BUFFALOES

WEDNESDAY, FEB. 4 | 9:30 P.M.
BOULDER, COLO. (COORS EVENTS CENTER)

FSMIDWEST



WEDNESDAY, FEB. 18 | 8 P.M.
LINCOLN, NEB. (DEVANEY CENTER)



Jeff Bzdelik
Head Coach



Jermyl Jackson-Wilson
Senior Forward

2008-09 SCHEDULE

Nov. 14	Arkansas-Pine Bluff
Nov. 18	Montana State
Nov. 22	Harvard
Nov. 25	Lafayette
Nov. 29	at Stanford
Dec. 3	TCU
Dec. 10	Colorado State
Dec. 19	Prairie View A&M
Dec. 23	Louisiana-Monroe
Dec. 28	vs. Coppin State
Dec. 29	vs. Buffalo/Pepperdine
Dec. 30	vs. To Be Determined
Jan. 5	at SMU
Jan. 7	Western State
Jan. 14	at Missouri
Jan. 17	Kansas
Jan. 20	at Texas Tech
Jan. 24	Kansas State
Jan. 27	Iowa State
Jan. 31	at Kansas
Feb. 4	Nebraska
Feb. 7	at Oklahoma
Feb. 11	at Iowa State
Feb. 14	Texas
Feb. 18	at Nebraska
Feb. 21	Missouri
Feb. 25	Oklahoma State
Feb. 28	at Baylor
March 4	Texas A&M
March 7	at Kansas State
March 11-14	at Big 12 Championship

GENERAL INFO

Founded: 1876
Location: Boulder, Colo.
Enrollment: 29,624
President: Bruce Benson
Athletic Director: Mike Bohn
Nickname: Buffaloes
Colors: Silver, black and gold
Conference: Big 12
Home Arena: Coors Events Center
Capacity: 11,064
Athletic Dept. Phone: 303-492-7931
Ticket Office Phone: 303-492-8337
Web site: www.cubuffs.com

COACHING STAFF

Head Coach: Jeff Bzdelik
Alma Mater (Year): Illinois-Chicago (1976)
Career Record: 87-66 (five years)
Record at CU: 12-20 (one year)
Assistant Coaches (Alma mater, Year):
Steve McClain (Chadron State, 1984)
Derrick Clark (California-Lutheran, 1995)
Charles Baker (Eastern Kentucky, 1990)
Basketball Office Phone: 303-492-6877

MEDIA RELATIONS

Basketball SID: Andrew Green
Office Phone: 303-492-3812
Cell Phone: 720-470-9780
E-mail: andrew.green@colorado.edu
Press Row Phone: 303-492-5626
SID Mailing Address:
357 UCB (Fieldhouse Annex 50)
Boulder, CO 80309-0357

THE BUFFALOES

2007-08 Record: 12-20 (3-13 Big 12, 12th)
Final 2008 AP Ranking: None
2008 Postseason Play: None
Lettermen Returning/Lost: 7/4
Starters Returning/Lost: 2/3

TOP RETURNING PLAYERS

Scoring Leader: Cory Higgins, 8.3 ppg
Rebounding Leader: Jermyl Jackson-Wilson, 4.4 rpg
Assist Leader: Cory Higgins, 2.3 apg
Blocks Leader: Jermyl Jackson-Wilson, 0.8 bpg
3-point Leader: Levi Knutson, 27 3-pointers

Texas

LONGHORNS

SATURDAY, FEB. 7 | 1 P.M.
LINCOLN, NEB. (DEVANEY CENTER)

ESPN



Rick Barnes
Head Coach



A.J. Abrams
Senior Guard

2008-09 SCHEDULE

Nov. 14	Stetson
Nov. 18	Tulane
Nov. 24	vs. Saint Joseph's
Nov. 25	vs. Indiana/Notre Dame
Nov. 26	vs. To Be Determined
Nov. 30	Rice
Dec. 4	UCLA
Dec. 9	vs. Villanova
Dec. 13	Texas State
Dec. 16	Texas Southern
Dec. 20	vs. Michigan State
Dec. 23	at Wisconsin
Jan. 2	Appalachian State
Jan. 6	at Arkansas
Jan. 10	Iowa State
Jan. 12	at Oklahoma
Jan. 17	at Texas Tech
Jan. 24	Texas A&M
Jan. 27	at Baylor
Jan. 31	Kansas State
Feb. 4	Missouri
Feb. 7	at Nebraska
Feb. 10	Oklahoma State
Feb. 14	at Colorado
Feb. 16	at Texas A&M
Feb. 21	Oklahoma
Feb. 25	Texas Tech
Feb. 28	at Oklahoma State
March 2	Baylor
March 7	at Kansas
March 11-14	at Big 12 Championship

GENERAL INFO

Founded: 1883
Location: Austin, Texas
Enrollment: 50,006
President: William Powers Jr.
Athletic Director: DeLoss Dodds
Nickname: Longhorns
Colors: Burnt orange and white
Conference: Big 12
Home Arena: Frank Erwin Center
Capacity: 16,755
Athletic Dept. Phone: 512-471-5757
Ticket Office Phone: 512-471-3333
Web site: www.texasports.com

COACHING STAFF

Head Coach: Rick Barnes
Alma Mater (Year): Lenoir-Rhyne (1977)
Career Record: 449-227 (21 years)
Record at UT: 247-93 (10 years)
Assistant Coaches (Alma mater, Year):
Russell Springman (Salisbury St., 1990)
Rodney Terry (St. Edward's, 1990)
Chris Ogden (Texas, 2004)
Basketball Office Phone: 512-471-5816

MEDIA RELATIONS

Basketball SID: Scott McConnell
Office Phone: 512-471-1345
Cell Phone: 512-748-9313
E-mail: scott.mcconnell@athletics.utexas.edu
Press Row Phone: 512-471-4246
SID Mailing Address:
P.O. Box 7399
Austin, TX 78713

THE LONGHORNS

2007-08 Record: 31-7 (13-3 Big 12, 1-1st)
Final 2008 AP Ranking: 7th
2008 Postseason Play: NCAA Elite Eight
Lettermen Returning/Lost: 10/3
Starters Returning/Lost: 4/1

TOP RETURNING PLAYERS

Scoring Leader: A.J. Abrams, 16.5 ppg
Rebounding Leader: Damion James, 10.3 rpg
Assist Leader: Justin Mason, 3.0 apg
Blocks Leader: Connor Atchley, 2.0 bpg
3-point Leader: A.J. Abrams, 118 3-pointers

2007-08 RESULTS

Nov. 12	UTSA	W, 58-37
Nov. 16	UC Davis	W, 73-42
Nov. 18	Arkansas-Monticello	W, 100-52
Nov. 23	New Mexico State	W, 102-87
Nov. 24	Tennessee	W, 97-78
Nov. 28	Texas Southern	W, 98-61
Dec. 2	at UCLA	W, 63-61
Dec. 5	North Texas	W, 88-72
Dec. 8	at Rice	W, 80-54
Dec. 15	Texas State	W, 96-81
Dec. 18	Oral Roberts	W, 66-56
Dec. 22	at Michigan State	L, 72-78
Dec. 29	Wisconsin	L, 66-67
Jan. 2	TCU	W, 67-59
Jan. 5	St. Mary's	W, 81-62
Jan. 12	at Missouri	L, 84-97
Jan. 19	Colorado	W, 69-67
Jan. 21	at Oklahoma State	W, 63-61
Jan. 26	Texas Tech	W, 73-47
Jan. 30	at Texas A&M	L, 63-80
Feb. 2	Baylor	W, 80-72
Feb. 6	at Oklahoma	W, 64-54
Feb. 9	at Iowa State	W, 71-65
Feb. 11	Kansas	W, 72-69
Feb. 16	at Baylor	W, 82-77
Feb. 18	Texas A&M	W, 77-50
Feb. 23	Oklahoma	W, 62-45
Feb. 25	at Kansas State	W, 74-65
March 1	at Texas Tech	L, 80-83
March 4	Nebraska	W, 70-66
March 9	Oklahoma State	W, 62-57
March 14	vs. Oklahoma State	W, 66-59
March 15	vs. Oklahoma	W, 77-49
March 16	vs. Kansas	L, 74-84
March 21	vs. Austin Peay	W, 74-54
March 23	vs. Miami	W, 75-72
March 28	vs. Stanford	W, 82-62
March 30	vs. Memphis	L, 67-85


Texas A&M

AGGIES

TUESDAY, FEB. 24 | 8:30 P.M.
LINCOLN, NEB. (DEVANEY CENTER)



Mark Turgeon
Head Coach



Josh Carter
Senior Guard

2008-09 SCHEDULE

Nov. 16	Arkansas-Pine Bluff
Nov. 18	Stephen F. Austin
Nov. 21	Jackson State
Nov. 25	UNC Wilmington
Nov. 28	vs. Tulsa
Nov. 29	vs. Illinois/Kent State
Dec. 5	Arizona
Dec. 13	at Alabama
Dec. 15	Florida A&M
Dec. 17	SMU
Dec. 20	vs. LSU
Dec. 28	Sam Houston State
Dec. 31	at Rice
Jan. 3	McNeese State
Jan. 5	North Dakota
Jan. 10	at Oklahoma State
Jan. 14	Baylor
Jan. 17	Oklahoma
Jan. 19	at Kansas
Jan. 24	at Texas
Jan. 28	Texas Tech
Jan. 31	Oklahoma State
Feb. 4	at Oklahoma
Feb. 7	Kansas State
Feb. 14	at Baylor
Feb. 16	Texas
Feb. 21	at Texas Tech
Feb. 24	at Nebraska
Feb. 28	Iowa State
March 4	at Colorado
March 7	Missouri
March 11-14	at Big 12 Championship

GENERAL INFO

Founded: 1872
Location: College Station, Texas
Enrollment: 47,925
President: Dr. Elsa Murano
Athletic Director: Bill Byrne
Nickname: Aggies
Colors: Maroon and white
Conference: Big 12
Home Arena: Reed Arena
Capacity: 12,989
Athletic Dept. Phone: 979-845-5129
Ticket Office Phone: 979-845-2311
Web site: www.aggieathletics.com

COACHING STAFF

Head Coach: Mark Turgeon
Alma Mater (Year): Kansas (1987)
Career Record: 178-130 (10 years)
Record at A&M: 25-11 (two years)
Assistant Coaches (Alma mater, Year):
Scott Spinelli (Boston University, 1989)
Pooh Williamson (Tulsa, 1995)
Bill Walker (Missouri-Rolla, 1987)
Basketball Office Phone: 979-845-4531

MEDIA RELATIONS

Basketball SID: Colin Killian
Office Phone: 979-845-3289
Cell Phone: 979-229-4706
E-mail: ckillian@athletics.tamu.edu
Press Row Phone: 979-862-6944
SID Mailing Address:
P.O. Box 30017
College Station, TX 77842

THE AGGIES

2007-08 Record: 25-11 (8-8 Big 12, 6th)
Final 2008 AP Ranking: None
2008 Postseason Play: NCAA 2nd round
Lettermen Returning/Lost: 14/3
Starters Returning/Lost: 3/2

TOP RETURNING PLAYERS

Scoring Leader: Josh Carter, 12.2 ppg
Rebounding Leader: Bryan Davis, 4.9 rpg
Assist Leader: Donald Sloan, 3.4 apg
Blocks Leader: Bryan Davis, 1.0 bpg
3-point Leader: Josh Carter, 79 3-pointers

Baylor

BEARS

SATURDAY, FEB. 7 | 3 P.M.
WACO, TEXAS (FERREL CENTER)



Scott Drew
Head Coach



Curtis Jerrells
Senior Guard

2008-09 SCHEDULE

Nov. 15	Paul Quinn College
Nov. 18	Centenary
Nov. 22	Southern
Nov. 24	Jacksonville
Nov. 27	vs. Providence
Nov. 28	vs. Arizona State/Charlotte
Nov. 30	vs. To Be Determined
Dec. 6	at Washington State
Dec. 13	Prairie View A&M
Dec. 20	Texas-Arlington
Dec. 22	Hartford
Dec. 29	Portland State
Dec. 31	Jackson State
Jan. 2	South Carolina
Jan. 10	Texas Tech
Jan. 14	at Texas A&M
Jan. 17	Oklahoma State
Jan. 21	at Kansas State
Jan. 24	at Oklahoma
Jan. 27	Texas
Jan. 31	at Missouri
Feb. 2	Kansas
Feb. 7	at Texas Tech
Feb. 11	Oklahoma
Feb. 14	Texas A&M
Feb. 21	at Oklahoma State
Feb. 24	at Iowa State
Feb. 28	Colorado
March 2	at Texas
March 7	Nebraska
March 11-14	at Big 12 Championship

GENERAL INFO

Founded: 1845
Location: Waco, Texas
Enrollment: 14,040
Acting President: Harold Cunningham
Athletic Director: Ian McCaw
Nickname: Bears
Colors: Green and gold
Conference: Big 12
Home Arena: Ferrell Center
Capacity: 10,284
Athletic Dept. Phone: 254-710-1234
Ticket Office Phone: 254-710-1000
Web site: www.baylorbears.com

COACHING STAFF

Head Coach: Scott Drew
Alma Mater (Year): Butler (1993)
Career Record: 77-91 (six years)
Record at BU: 57-80 (five years)
Assistant Coaches (Alma mater, Year):
Matthew Driscoll (Slippery Rock, 1992)
Mark Morefield (Valparaiso, 1998)
Jerome Tang (Charter Oak State, 2007)
Basketball Office Phone: 254-710-3096

MEDIA RELATIONS

Basketball SID: Chris Yandle
Office Phone: (254) 710-8819
Cell Phone: (254) 652-9068
E-mail: christopher_yandle@baylor.edu
Press Row Phone: 254-710-3955
SID Mailing Address:
150 Bear Run
Waco, TX 76711

THE BEARS

2007-08 Record: 21-11 (9-7 Big 12, t-4th)
Final 2008 AP Ranking: None
2008 Postseason Play: NCAA 1st round
Lettermen Returning/Lost: 8/4
Starters Returning/Lost: 4/1

TOP RETURNING PLAYERS

Scoring Leader: Curtis Jerrells, 15.3 ppg
Rebounding Leader: Kevin Rogers, 8.5 rpg
Assist Leader: Curtis Jerrells, 3.9 apg
Blocks Leader: Josh Lomers, 0.6 bpg
3-point Leader: LaceDarius Dunn, 74 3-pointers

2007-08 RESULTS

Nov. 11	Jackson State	W, 100-76
Nov. 16	at Wichita State	W, 64-55
Nov. 18	at Notre Dame	W, 68-64
Nov. 19	at Winthrop	W, 62-54
Nov. 24	Centenary	W, 85-62
Nov. 30	Washington State	L, 64-67
Dec. 3	Mississippi Valley State	W, 82-50
Dec. 15	Wayland Baptist	W, 100-72
Dec. 19	at South Carolina	W, 92-84
Dec. 21	at Southern	W, 71-60
Dec. 29	Prairie View A&M	W, 108-71
Dec. 31	Florida A&M	W, 84-61
Jan. 5	Arkansas	L, 78-85
Jan. 8	Brown	W, 72-62
Jan. 12	Iowa State	W, 74-67
Jan. 15	Oklahoma State	W, 79-71
Jan. 19	at Nebraska	W, 72-70
Jan. 23	at Texas A&M	W, 116-110 (4ot)
Jan. 26	Oklahoma	L, 71-77
Feb. 2	at Texas	L, 72-80
Feb. 6	Texas Tech	W, 80-74
Feb. 9	at Kansas	L, 90-100
Feb. 13	at Oklahoma State	L, 83-93
Feb. 16	Texas	L, 77-82
Feb. 19	at Oklahoma	L, 91-92
Feb. 23	Kansas State	W, 92-86
Feb. 27	at Colorado	W, 68-57
March 1	Missouri	W, 100-89
March 5	Texas A&M	L, 57-71
March 8	vs. Texas Tech	W, 86-73
March 20	vs. Purdue	L, 79-90

Postseason Tournaments

The Phillips 66 Big 12 Men's Basketball Championship makes its second appearance in Oklahoma City in 2009. The Ford Center in downtown OKC will serve as the host venue for the championship, which will run March 11-14. The 2009 event will be the first with a Wednesday through Saturday format, after the first 12 years of Big 12 play consisted of Thursday through Sunday games.

The four-day, 11-game event was last held in OKC for the 2007 championship. Last year, the event was held for the first time at the Sprint Center in Kansas City. The American Airlines Center in Dallas has also hosted the event three times since 2002.

Four teams have combined to win the 12 Phillips 66 Big 12 Tournament championships. Kansas leads the way with six titles while Oklahoma has recorded three championship victories. Oklahoma State has also earned two titles and Iowa State one.

Wednesday, March 11

Game 1 – Seed 9 vs. Seed 8, 11:30 a.m.
 Game 2 – Seed 12 vs. Seed 5, 2 p.m.
 Game 3 – Seed 7 vs. Seed 10, 6 p.m.
 Game 4 – Seed 6 vs. Seed 11, 8:20 p.m.



Thursday, March 12

Game 5 – Game 1 winner vs. Seed 1, 11:30 a.m.
 Game 6 – Game 2 winner vs. Seed 4, 2 p.m.
 Game 7 – Game 3 winner vs. Seed 3, 6 p.m.
 Game 8 – Game 4 winner vs. Seed 2, 8:20 p.m.

Friday, March 13

Game 9 – Game 5 winner vs. Game 6 winner, 6 p.m.
 Game 10 – Game 7 winner vs. Game 8 winner, 8:20 p.m.

Saturday, March 14

Game 11 – Game 9 winner vs. Game 10 winner, 5 p.m.

2009 NCAA Tournament

65-team Field
 Selection Date: Sunday, March 15, 2009

Opening Round

Tuesday, March 17, 2009
 Site (host): University of Dayton Arena,
 Dayton, Ohio (Dayton)

First/Second Rounds

Thursday and Saturday, March 19 and 21, 2009
 Site (host): Greensboro Coliseum, Greensboro, N.C.
 Site (host): Sprint Center, Kansas City, Mo.
 Site (host): Wachovia Center, Philadelphia, Pa.
 Site (host): Rose Garden, Portland, Ore.
 Friday and Sunday, March 20 and 22, 2009
 Site (host): Taco Bell Arena, Boise, Idaho
 Site (host): UD Arena, Dayton, Ohio
 Site (host): American Airlines Arena, Miami, Fla.
 Site (host): HHH Metrodome, Minneapolis, Minn.

Regionals (East/West)

Thursday and Saturday, March 26 and 28, 2009
 Site (host): TD Banknorth Garden, Boston, Mass.
 Site (host): University of Phoenix Stadium, Glendale, Ariz.

Regionals (Midwest/South)

Friday and Sunday, March 27 and 29, 2009
 Site (host): Lucas Oil Stadium, Indianapolis, Ind.
 Site (host): FedEx Forum, Memphis, Tenn.

Final Four

April 4 and 6, 2008
 Tentative Tip-off times are 5:07 p.m. and 8:18 p.m. Central Time
 Site (host): Ford Field, Detroit, Mich.

Future Final Four Sites

April 3 & 5, 2010 at RCA Dome in Indianapolis, Ind. (Host: Butler/Horizon League)
 April 2 & 4, 2011 at Reliant Stadium in Houston, Texas (Host: Houston)



The Big 12 Championship will be held at the Ford Center in Oklahoma City in 2009. It will be the second time the championship has been held in OKC in three years.

Series Results vs. Big 12

BAYLOR (NU LEADS 11-7)

- In Lincoln: Nebraska leads, 7-1
At Devaney Center: Nebraska leads, 6-1
 - In Waco: Baylor leads, 4-3
At Ferrell Center: Baylor leads, 4-2
 - At Maui: Baylor leads, 1-0
 - In Kansas City: series tied, 1-1
In Kemper Arena: series tied, 1-1
 - In Phillips 66 Big 12 Championship: series tied, 1-1
- Husker-Bear Superlatives**
- Most consecutive wins (year ended): Nebraska 4 (1999-2000); Baylor 3 (1996-97, 2000-01, 2007-08)
 - Most points scored: Nebraska 79, at Maui, Nov. 28, 1987; Baylor, 82, at Maui, Nov. 28, 1987
 - Highest combined score: 161, Baylor 82, Nebraska 79, at Maui, Nov. 28, 1987
 - Biggest winning margin: Nebraska, 29, at Lincoln, Jan. 21, 2004 (76-47); Baylor, 14, at Waco, Feb. 22, 2003 (78-64)
 - Individual scoring high: Nebraska 27, Cary Cochran at Lincoln, Feb. 27, 2002; Baylor, 26, Terry Teagle at Waco, Dec. 9, 1981
- Husker-Bear Notes**
- The Huskers won the first three meetings and seven of the first nine to lead the series. After dropping three of four, NU won three straight before Baylor took each of the past two contests.
 - Nebraska has held Baylor to less than 70 points in 11 of the past 13 meetings, including three times (1998, 2004, 2006) under 50 points.

Year	Site	Result	Score
1949-50	H	W	69-55
1981-82	A	W	64-63
1982-83	H	W	59-56
1987-88	N	L	79-82
1996-97	A	L	60-71
1997-98	H	W	66-55
	*N	W	65-46
1998-99	A	W	68-55
1999-2000	H	W	69-55
	*N	L	*55-63
2000-01	A	L	58-69
2001-02	H	W	75-55
2002-03	A	L	64-78
2003-04	H	W	76-47
2004-05	A	W	74-63
2005-06	H	W	60-45
2006-07	A	L	59-63
2007-08	H	L	70-72

* Phillips 66 Big 12 Championship

COLORADO (NU LEADS 74-68)

- In Lincoln: Nebraska leads, 49-14
At Devaney Center: Nebraska leads, 27-6
 - In Boulder: Colorado leads, 40-24
At Coors Events Center: Colorado leads, 15-14
 - In Kansas City: Colorado leads, 14-1
At Kemper Arena: Colorado leads, 3-0
 - In Phillips 66 Big Eight/Big 12 Championship: Colorado leads, 2-0
- Husker-Buffalo Superlatives**
- Most consecutive wins (year ended): Nebraska 8 (1949-50, first eight games of series); Colorado 11 (1964-65)
 - Most points scored: Nebraska, 106, at Lincoln, Jan. 8, 1994; Colorado, 95, at Boulder, March 5, 1966
 - Highest combined score: 186, Nebraska, 100, Colorado, 86, at Boulder, Feb. 8, 1995
 - Biggest winning margin: Nebraska, 39, at Lincoln, Jan. 8, 1994 (106-67); Colorado, 42, at Big Seven Tournament, Dec. 29, 1954 (89-47)
 - Individual scoring high: Nebraska, 31, Jaron

Boone, at Boulder, Feb. 8, 1995, Tyronn Lue, at Boulder, Feb. 21, 1998; Colorado, 42, Chuck Gardner, at Boulder, March 5, 1966

Husker-Buffalo Notes

- Nebraska has won 23 of the last 26 over the Buffs in Lincoln and 31 of the last 47 meetings overall.
- Colorado is Nebraska's second-oldest conference rival. The teams first met in 1902-03 in Boulder, but the series ranks as Nebraska's second shortest among former Big Eight teams at 140 games (NU has faced Oklahoma State 112 times).
- Nebraska has swept Colorado nine times since the 1985 season. CU's sweep of the Huskers in 2004 was its first since the 1972-73 season.

Year	Site	Result	Score
1902-03	A	W	28-12
1919-20	A	W	27-16
	A	W	24-17
1937-38	H	W	29-18
1947-48	A	W	59-55
	H	W	58-53
1948-49	H	W	45-43
	A	W	56-45
1949-50	*N	L	57-67
	A	L	59-72
	H	W	59-49
1950-51	A	L	45-51
	H	W	58-45
1951-52	N	L	63-68
	H	W	63-61
	A	L	65-67
1952-53	*N	L	53-67
	A	W	80-65
	H	L	78-86
1953-54	H	L	67-75
	A	L	58-83
1954-55	*N	L	47-89
	H	W	84-77
	A	L	66-77
1955-56	A	L	63-78
	H	L	50-77
1956-57	H	W	74-52
	A	L	56-60
1957-58	H	W	50-41
	A	L	52-54
1958-59	*N	L	50-54
	A	L	50-57
	H	W	62-61
1959-60	*N	L	55-64
	A	L	57-62 (OT)
	H	L	54-58
1960-61	H	W	65-61
	A	W	51-66**
1961-62	H	L	56-58
	A	L	63-74
1962-63	*N	L	47-59
	H	L	47-75
	A	L	51-80
1963-64	*N	L	58-80
	H	L	52-60
	A	L	73-89
1964-65	*N	L	52-70
	A	L	52-62
	H	W	66-59
1965-66	H	W	70-63
	A	L	88-95
1966-67	*N	L	66-73
	H	W	84-80
	A	L	57-64
1967-68	H	W	87-73
	A	L	73-75
1968-69	A	L	81-83
	H	W	79-65
1969-70	*N	L	60-72
	H	W	60-58

	A	L	59-76
1970-71	*N	W	77-67
	A	W	65-63
	H	W	85-71
1971-72	H	W	67-55
	A	L	57-67
1972-73	H	L	59-67
	A	L	63-71
1973-74	A	L	64-65
	H	W	65-42
1974-75	H	W	85-59
	A	L	61-62
1975-76	A	W	66-64
	H	W	80-61
1976-77	*N	L	50-55
	H	W	69-54
	A	W	73-62
1977-78	A	L	64-73
	H	W	86-75
1978-79	*N	L	61-74
	A	L	61-64
1979-80	A	W	53-44
	H	L	55-56
1980-81	H	L	59-62
	A	W	57-56
	***N	L	66-70
1981-82	A	W	74-57
	H	W	79-57
1982-83	A	L	69-72
	H	W	68-56
1983-84	A	L	57-60
	H	W	75-67
1984-85	H	W	85-67
	A	L	61-64
1985-86	A	W	77-60
	H	W	79-72
1986-87	H	W	86-66
	A	W	68-65
1987-88	A	W	63-57
	H	W	75-67
1988-89	A	L	80-83
	H	W	97-59
1989-90	A	W	91-82
	H	W	96-82
1990-91	A	L	69-86
	H	W	86-72
1991-92	A	W	84-74
	H	W	84-70
1992-93	A	W	82-67
	H	W	76-67
1993-94	H	W	106-67
	A	L	81-86
1994-95	A	W	100-86
	H	L	74-80
1995-96	H	W	79-74
	A	L	64-78
1996-97	A	L	73-79
	H	W	77-69
1997-98	H	W	87-72
	A	W	79-71
1998-99	H	W	72-55
	A	W	57-52
1999-2000	A	L	58-70
	H	W	69-64
2000-01	H	L	57-60
	A	W	87-82 (OT)
2001-02	H	W	75-67
	A	L	61-84
	***N	L	60-67
2002-03	H	W	80-77 (OT)
	A	L	69-84
2003-04	H	L	60-68
	A	L	75-78

2004-05	A	W	68-61	H	W	31-14	1953-54	A	W	74-60	
	H	W	70-55	A	W	23-14		H	W	78-65	
2005-06	A	L	59-81	A	W	29-17	1954-55	H	W	76-63	
	H	W	93-77	1916-17	A	L	7-19	A	L	75-82	
2006-07	H	W	71-50		A	L	17-24	1955-56	H	L	69-71 (OT)
	A	L	69-73		H	L	22-24		A	L	74-94
2007-08	A	L	51-55		H	W	24-21	1956-57	*N	L	69-89
	H	W	68-49	1920-21	A	L	30-38		A	L	47-59
*at Kansas City **Colorado forfeit					A	W	32-23		H	W	67-58
***Phillips 66 Big Eight Championship					H	W	33-16	1957-58	*N	L	51-61
					H	W	37-11		H	L	52-57
				1921-22	A	W	21-14		A	L	63-78
					H	L	7-26	1958-59	H	W	52-49
IOWA STATE (NU LEADS 129-99)				1922-23	A	W	21-15		A	L	56-59
• In Lincoln: Nebraska leads, 77-32					H	L	17-21	1959-60	A	L	53-57
At Devaney Center: Nebraska leads, 20-13				1923-24	A	W	18-16		H	W	69-49
• In Ames: Iowa State leads, 59-47					H	W	27-14	1960-61	H	L	58-66
At Hilton Coliseum: Iowa State leads, 22-15				1924-25	H	W	37-17		A	L	62-68
• In Kansas City: Iowa State leads, 8-5					A	W	28-13	1961-62	A	L	72-84
At Kemper Arena: Iowa State leads, 2-1				1925-26	H	W	18-13		H	L	66-79
• In Phillips 66 Big Eight/Big 12 Championship: Iowa State leads, 2-1					A	W	27-12	1962-63	*N	L	68-82
				1926-27	H	W	35-19		A	L	69-83
Husker-Cyclone Superlatives					A	L	24-26		H	L	54-75
• Most consecutive wins (year ended): Nebraska, 16 (1914-15); Iowa State, seven (1962-63)				1927-28	H	W	37-26	1963-64	A	W	55-52
• Most points scored: Nebraska, 102, at Lincoln, Feb. 12, 1994; Iowa State, 114, at Ames, Jan. 20, 1988					A	W	32-26		H	W	57-55
• Highest combined score: 198, Nebraska, 102, Iowa State, 96, at Lincoln, Feb. 12, 1994				1928-29	H	W	45-39	1964-65	*N	L	62-69
• Biggest winning margin: Nebraska, 29, at Lincoln, Feb. 15, 1936 (49-20); Iowa State, 38, at Ames, Jan. 20, 1988 (114-76)					A	L	33-37		H	W	88-79
• Individual scoring high: Nebraska, 37, Aleks Maric, at Ames, Feb. 15, 2006; Iowa St., 39, Don Smith, at Lincoln, Jan. 5, 1968				1929-30	A	W	32-22		A	W	69-65
					H	W	52-50	1965-66	A	W	76-74
				1930-31	H	W	31-19		H	W	81-70
					A	L	28-42	1966-67	H	W	94-82
				1931-32	A	W	28-24		A	W	76-65
					H	L	32-33	1967-68	A	L	70-85
				1932-33	A	L	25-30 (OT)		H	L	92-93 (OT)
					A	W	43-16	1968-69	A	L	93-99 (OT)
				1933-34	A	W	37-31 (OT)		H	L	74-75 (OT)
					H	W	26-21	1969-70	*N	W	74-66
				1934-35	H	W	32-31		A	L	70-72
					A	L	14-22		H	W	87-81
				1935-36	A	L	40-41 (OT)	1970-71	H	W	84-62
					H	W	49-20		A	W	69-67 (OT)
				1936-37	H	W	45-33	1971-72	H	W	76-71
					A	W	48-31		A	L	67-76
				1937-38	A	W	35-32	1972-73	*N	L	64-75
					H	W	50-23		A	L	60-81
				1938-39	H	W	51-44		H	L	76-82
					A	L	28-41	1973-74	H	W	91-88 (30T)
				1939-40	H	W	44-28		A	L	58-76
					A	L	33-40	1974-75	H	W	75-62
				1940-41	A	W	38-35		A	L	69-82
					H	W	41-36	1975-76	A	W	66-56
				1941-42	A	L	33-39		H	W	82-66
					H	W	39-31	1976-77	*N	W	75-55
				1942-43	A	L	38-50		A	W	49-48
					H	W	51-36		H	W	66-51
				1943-44	H	L	24-56	1977-78	H	L	59-65
					A	L	35-58		A	W	62-56
				1944-45	H	L	38-50	1978-79	A	W	72-68
					A	L	45-47		H	L	46-48
				1945-46	A	L	39-57	1979-80	A	W	58-50
					H	L	45-57		H	W	69-66
				1946-47	*N	W	54-51	1980-81	A	W	61-56
					A	L	44-61		H	W	81-61
					H	L	54-56	1981-82	H	W	60-47
				1947-48	A	L	44-55		A	L	61-63
					H	W	62-57	1982-83	A	W	59-54
				1948-49	H	W	71-50		H	W	67-66
					A	W	44-41		**H	W	94-71
				1949-50	*N	W	85-67 (OT)	1983-84	A	W	64-63
					H	W	64-46		H	L	48-69
					A	W	56-54 (OT)	1984-85	A	L	65-76
				1950-51	H	W	51-49		H	W	74-57
					A	L	51-67	1985-86	H	W	75-58
				1951-52	*N	L	66-75		A	L	73-81
					A	L	72-78		**N	L	58-75
					H	W	75-53	1986-87	A	L	75-91
				1952-53	*N	W	83-79		H	W	66-65
					H	L	60-78	1987-88	A	L	76-114
					A	L	66-93		H	L	84-85

Year	Site	Result	Score
1908-09	H	W	42-20
	H	W	40-21
	A	L	16-22
1909-10	A	W	31-17
	H	W	24-21
	H	W	29-26
1910-11	A	L	23-34
	A	L	17-18
	H	W	41-20
1911-12	H	L	31-33
	A	L	27-31
	A	W	22-19
1912-13	H	W	33-12
	H	W	40-14
	A	W	31-21
1913-14	A	W	31-12
	A	W	29-12
	A	W	16-10
1914-15	H	W	28-8
	H	W	24-12
	A	W	15-9
1915-16	A	W	16-3
	H	W	24-16
	H	W	41-13
1916-17	H	W	32-15
	H	W	25-12
	A	W	24-12
1917-18	A	L	11-25
	A	L	11-25
	H	W	35-21

1988-89	A	L	76-88
	H	W	77-74
1989-90	H	L	83-91
	A	L	85-101
1990-91	H	W	97-87
	A	W	65-57
1991-92	H	W	68-63
	A	W	80-70
1992-93	A	L	69-96
	H	W	91-87
1993-94	A	W	78-72
	H	W	102-96
1994-95	A	L	69-72 (OT)
	H	L	77-79
1995-96	H	L	65-75
	A	L	59-74
	**N	L	60-62
1996-97	H	L	67-77
	A	W	74-69 (OT)
1997-98	H	W	63-49
	A	W	70-62
1998-99	A	L	47-52
	H	W	59-57
1999-2000	H	L	65-66
	A	L	65-87
2000-01	H	L	59-60
	A	L	73-86
2001-02	H	W	86-84 (OT)
	A	L	79-85
2002-03	A	L	61-71
	H	W	69-63
2003-04	A	L	74-89
	H	W	68-65
2004-05	H	L	60-65
	A	W	76-69
2005-06	H	L	75-88
	A	W	73-63
2006-07	A	L	62-71
	H	L	63-69
2007-08	H	W	64-56
	A	L	52-60

* at Kansas City **Phillips 66 Big Eight Championship

KANSAS (NU TRAILS 71-164)

- In Lincoln: Kansas leads, 60-44
At Devaney Center: Series tied, 16-16
 - In Lawrence: Kansas leads, 85-23
Allen Fieldhouse: Kansas leads, 46-7
 - In Kansas City: Kansas leads, 17-4
At Kemper Arena: Kansas leads, 4-1
 - In Manhattan, Kan.: Kansas leads, 1-0
 - In Phillips 66 Big Eight/Big 12 Championship: Kansas leads, 6-1
- Husker-Jayhawk Superlatives**
- Most consecutive wins (year ended): Nebraska 8 (1912-13); Kansas 12, twice (1944-45, 1954-55)
 - Most points scored: Nebraska, 99, at Lincoln, Feb. 19, 1972; Kansas, 110, at Lawrence, Feb. 26, 1966
 - Highest combined score: 191, Kansas, 98, Nebraska, 93, at Lincoln, Jan. 8, 1990
 - Biggest winning margin: Nebraska, 40, at Lincoln, March 2, 1900 (48-8); Kansas, 56, at Lawrence, Feb. 8, 1958 (102-46)
 - Individual scoring high: Nebraska, 38, Tom Russell, at Lincoln, Feb. 21, 1962; Kansas, 46, Wilt Chamberlain, at Lawrence, Feb. 8, 1958

Husker-Jayhawk Notes

- Kansas has won 10 straight games over Nebraska entering 2008-09, just two shy of the series high. Overall, KU has won 19 of the past 20 meetings and owns a 24-3 record against Nebraska in the Big 12 era.
- The Huskers snapped a nine-game KU win streak with a win over the No. 12-ranked Jayhawks in 2004. The 19-point victory in Lincoln was NU's largest against the Jayhawks since a 75-55 home win in 1982.
- Nebraska was handed its worst home loss in Devaney Center history when the Jayhawks won 81-51 in 2003.
- NU set a school record with 18 3-pointers in an 88-87 loss

against No. 1 KU in 2002.

- Nebraska's regular-season sweep of Kansas in 1999 marked the Huskers' first sweep against the Jayhawks in 16 seasons, and NU's win at Lawrence was its first at Allen Fieldhouse in nearly two decades (since 1983).
- The teams combined for 39 points in overtime at Lawrence in 1996-97, only one point shy of the NCAA record.
- Nebraska handed Kansas its worst loss ever, 48-8, in the first-ever meeting between the schools on March 2, 1900. Kansas turned the trick on Nebraska in 1957-58, handing NU its worst loss ever, 102-46, in Lawrence. KU posted the second-largest win over Nebraska ever with a 92-39 victory in 2007.

Year	Site	Result	Score
1899-1900	H	W	48-8
1901-02	A	W	35-29
1902-03	H	W	23-18
1905-06	H	L	17-37
1906-07	H	W	32-19
1907-08	A	W	20-17
	A	W	23-21
	H	L	26-28
	H	L	25-28
1908-09	A	L	13-48
	A	L	17-36
	H	L	13-18
	*N	L	22-28
	*N	L	15-24
	*N	W	32-29
1909-10	A	L	17-32
	A	L	16-40
	H	L	20-40
	H	L	13-40
1910-11	A	W	15-11
	A	L	12-37
	H	W	34-24
	H	W	38-28
1911-12	A	W	30-26
	A	W	30-26
	H	W	49-21
	H	W	29-28
1912-13	H	W	40-25
	A	W	18-16
	**N	L	24-30
1914-15	A	L	18-43
	A	L	23-30
1915-16	H	W	34-33
	H	W	40-27
1916-17	A	W	21-19
	A	L	10-30
1917-18	H	W	24-23
	H	L	25-31
1918-19	A	L	17-31
	A	W	29-24
1921-22	H	L	15-25
	A	L	18-41
1922-23	A	L	20-30
	H	L	15-36
1923-24	A	L	18-19
	H	L	10-13
1924-25	H	L	20-25
	A	L	20-28
1925-26	H	L	14-25
	A	L	17-30
1926-27	A	W	27-24
	H	L	25-34
1927-28	A	L	27-33
	H	W	32-28
1928-29	H	W	30-29
	A	W	37-31
1929-30	A	L	20-27
	H	L	35-36
1930-31	A	W	31-30 (OT)
	H	L	29-34
1931-32	H	L	31-34
	A	L	19-51
1932-33	A	L	29-32
	H	L	20-34
1933-34	H	W	24-21

1934-35	A	L	24-25
	A	L	21-32
	H	L	24-32
1935-36	A	L	23-45
	H	L	36-43
1936-37	A	L	22-27
	H	W	37-32
1937-38	A	L	33-48
	H	L	47-50
1938-39	H	W	48-37
	A	L	46-49
1939-40	A	L	24-40
	H	L	41-48
1940-41	A	L	38-44
	H	L	53-55
1941-42	H	L	32-51
	A	L	30-58
1942-43	H	L	24-56
	A	L	33-52
1943-44	A	L	27-51
	H	L	47-56
1944-45	A	L	33-48
	H	W	59-45
1945-46	H	L	45-56
	A	L	30-72
1946-47	H	W	48-46
	A	L	37-69
1947-48	*N	L	60-64 (OT)
	A	W	61-57
	H	W	70-64
1948-49	H	W	52-34
	A	W	49-39
1949-50	H	W	57-56
	A	L	36-49
1950-51	*N	L	47-63
	A	L	41-66
	H	L	52-61
1951-52	H	L	66-69
	A	L	52-90
1952-53	*N	L	66-73
	H	L	59-65
	A	L	58-77
1953-54	A	L	68-79
	H	L	62-67
1954-55	*N	L	66-69
	H	W	66-62
	A	W	68-55
1955-56	A	L	56-80
	H	L	56-60
1956-57	H	L	54-69
	A	L	60-87
1957-58	A	L	46-102
	H	W	43-41
1958-59	H	L	55-63
	A	L	50-66
1959-60	H	L	47-60
	A	L	74-79
1960-61	*N	L	53-78
	H	L	33-38
	A	W	69-68
1961-62	*N	L	68-69
	A	W	69-67
	H	L	70-73
1962-63	A	L	53-72
	H	L	39-45
1963-64	A	L	48-74
	H	L	55-64
1964-65	H	L	56-66
	A	L	62-71
1965-66	*N	L	61-71
	H	W	83-75
	A	L	73-110
1966-67	A	L	58-84
	H	L	57-64
1967-68	A	L	60-71
	H	W	76-69
1968-69	*N	L	56-82
	H	L	52-56
	A	L	73-79

1969-70	*N	W	78-73	2003-04	H	W	74-55	1922-23	H	W	21-13
	H	W	84-73		A	L	78-67		A	W	21-15
	A	L	87-100	2004-05	A	L	57-59		H	L	14-17
1970-71	*N	L	52-72		H	L	65-78	1923-24	H	W	27-14
	H	L	67-81	2005-06	A	L	54-96		A	L	23-26
	A	L	54-59		H	L	48-69	1924-25	A	W	23-11
1971-72	A	L	55-57 (OT)	2006-07	H	L	56-76		H	W	32-20
	H	W	99-78		A	L	39-92	1925-26	A	L	26-41
1972-73	*N	W	74-72	2007-08	H	L	58-79		H	L	21-28
	A	W	59-46		A	L	49-84	1926-27	A	L	23-34
	H	W	62-59		**N	L	54-64		H	W	26-24
1973-74	*N	L	66-75	*at Manhattan, Kan.							
	A	L	64-79	**Phillips 66 Big Eight/Big 12 Championship							
	H	L	46-51	KANSAS STATE (NU TRAILS 92-122)							
1974-75	*N	L	62-63	• In Lincoln: Nebraska leads, 59-33							
	A	L	44-72	At Devaney Center: Nebraska leads, 23-10							
	H	L	77-79 (20T)	• In Manhattan: Kansas State leads, 71-30							
1975-76	*N	L	66-69	At Bramlage Coliseum: Kansas State leads, 15-5							
	H	W	57-54	• In Kansas City: Kansas State leads, 18-3							
	A	W	62-58	At Kemper Arena: Kansas State leads, 7-0							
1976-77	H	W	60-57	• In the Phillips 66 Big Eight/Big 12 Championship: Kansas State leads, 7-0							
	A	L	66-74	Husker-Wildcat Superlatives							
	*A	L	58-61	• Most consecutive wins (year ended): Nebraska 6, twice (1916-17, 1937-38); Kansas State, 11, (1964-65)							
1977-78	H	W	62-58	• Most points scored: Nebraska, 99, in Lincoln, Feb. 9, 2002; Kansas State, 114, at Manhattan, Jan. 14, 1987							
	A	L	70-75	• Biggest winning margin: Nebraska, 36, at Manhattan, 1905-06 (50-14, first game of series); Kansas State, 36, at Manhattan, Feb. 4, 1957 (89-53)							
1978-79	H	W	66-64 (OT)	• Individual scoring high: Nebraska, 41, Aleks Maric, in Lincoln, Feb. 13, 2007; Kansas State, 35, Michael Beasley, at Manhattan, Feb. 6, 2008							
	A	L	59-66	Husker-Wildcat Notes							
1979-80	H	W	64-57	• Nebraska scored its most points ever against the Wildcats with a 99-82 victory in 2002. The point total marked just the second time NU had reached 90 points against KSU since 1968.							
	A	W	61-56	• Nebraska ended an 18-game road losing streak with a 63-61 victory over KSU in Manhattan in 2001. The road losing streak was the third-longest in NU history.							
1980-81	H	W	57-54	• NU's rally from an 18-point halftime deficit against KSU in 1996-97 was the largest since complete box scores have been included in NU record books (1972-73).							
	A	L	49-75	• After upsetting Kansas in 1958 at Lincoln, the Huskers upset Kansas State and Omaha native Bob Boozer in their next outing, 55-48. Despite the loss, Kansas State was No. 1 in the AP poll when the new ranking came out the day after the game and the 'Cats went on to finish fourth in the NCAA Tournament.							
1981-82	H	W	75-55	• Aleks Maric set a school Devaney Center record with 41 points against Kansas State in 2007. He also set the Big 12 Conference record with 25 free throw attempts while posting the second-highest single-game scoring mark in school history.							
	A	L	63-66	Year	Site	Result	Score	1940-41	H	W	33-23
1982-83	H	W	68-61	1905-06	A	W	50-14		A	L	32-35
	A	W	60-58	1907-08	A	W	36-18	1941-42	H	W	44-38
1983-84	A	L	61-77	1908-09	A	W	36-31		A	L	35-38
	H	L	66-67	1909-10	A	L	16-27	1942-43	A	W	41-32
1984-85	H	L	80-91		H	L	17-28		H	W	50-47 (OT)
	A	L	65-70	1911-12	A	W	26-25	1943-44	H	W	54-47
	*N	L	69-74	1912-13	H	W	27-16		A	L	37-40
1985-86	H	L	70-81	1914-15	A	W	26-19	1944-45	*N	L	46-49
	A	L	61-79		A	W	26-20		A	L	48-70
1986-87	A	L	65-86	1915-16	H	W	21-20		H	L	47-55
	H	W	83-81 (OT)		H	W	26-25	1945-46	*N	W	62-47
1987-88	H	W	70-68	1916-17	A	L	13-45		H	W	44-37
	A	L	48-70		A	L	10-34	1946-47	A	L	49-54
1988-89	H	W	74-70	1917-18	A	W	31-23		H	W	54-50
	A	L	71-80		A	L	16-26	1947-48	H	L	45-64
1989-90	H	L	93-98	1918-19	H	L	32-34		A	L	49-56
	A	L	67-94		A	L	21-30	1948-49	*N	L	34-48
1990-91	A	L	77-85	1921-22	A	W	25-24		H	W	70-48
	H	W	85-75					1949-50	A	L	28-53
	*N	W	87-83						H	W	65-63 (OT)
1991-92	A	L	78-103					1950-51	*N	L	53-72
	H	W	81-79 (OT)						H	L	50-79
1992-93	H	W	68-64						A	L	48-74
	A	L	83-94					1951-52	*N	L	67-87
1993-94	A	L	87-94						A	L	36-71
	H	W	96-87						H	L	60-75
1994-95	A	L	67-84					1952-53	H	W	80-67
	H	L	68-91						A	L	80-108
1995-96	H	L	73-88					1953-54	*N	W	78-74
	A	L	71-81						H	W	88-75
1996-97	A	L	77-82 (OT)						A	L	70-91
	H	L	65-85					1954-55	H	W	69-59
1997-98	A	L	76-96						A	L	62-79
	H	L	71-82					1955-56	*N	L	51-79
	*N	L	59-91						H	L	52-66
1998-99	H	W	84-69						A	L	50-73
	A	W	64-59					1956-57	A	L	53-89
	*N	L	53-77						H	L	56-81
1999-2000	A	L	82-97					1957-58	*N	L	57-88
	H	L	58-83								
2000-01	A	L	62-84								
	H	L	74-78								
2001-02	A	L	57-96								
	H	L	87-88								
2002-03	A	L	59-92								
	H	L	51-81								

Year	Site	Result	Score
1958-59	A	L	59-74
	H	W	55-48
	H	L	43-50
	A	L	54-76
1959-60	*N	L	63-71
	H	W	70-60
	A	L	74-83
1960-61	H	L	67-77
	A	L	56-75
1961-62	*N	L	48-60
	A	L	53-72
	H	L	60-84
1962-63	A	L	53-66
	H	L	60-72
1963-64	*N	L	78-100
	H	L	66-73 (OT)
	A	L	48-50
1964-65	A	W	62-57
	H	L	67-79
1965-66	A	W	82-71
	H	W	79-69
1966-67	*N	L	81-98
	A	W	67-59
	H	W	79-71
1967-68	*N	W	66-62
	A	L	62-78
	H	W	92-68
1968-69	A	L	72-95
	H	W	88-71
1969-70	H	L	64-71
	A	L	62-79
1970-71	A	L	69-70
	H	W	87-71
1971-72	H	W	61-60
	A	L	76-81 (OT)
1972-73	H	L	55-82
	A	L	70-97
1973-74	*N	L	47-68
	H	L	65-73
	A	W	58-54
1974-75	*N	L	63-80
	H	W	74-61
	A	L	64-65
1975-76	A	W	65-59
	H	L	53-65
1976-77	H	L	52-57
	A	L	62-67
1977-78	*N	L	60-69
	A	W	77-63
	H	W	63-50
1978-79	H	W	55-53
	A	L	46-58
	**A	L	60-61 (20T)
1979-80	A	L	64-66 (20T)
	H	W	70-58
	**N	L	59-60
1980-81	H	W	59-49
	A	L	49-66
1981-82	H	L	64-75
	A	L	50-67
1982-83	H	W	59-43
	A	W	56-45
1983-84	A	W	47-46
	H	W	63-56
	**H	L	39-41
1984-85	H	W	75-63
	A	L	62-68
1985-86	***H	L	54-64
	A	W	64-60
1986-87	A	L	82-114
	H	W	78-76
	**N	L	45-47
1987-88	A	L	63-65
	H	L	67-77
	**N	L	70-75
1988-89	H	L	68-80
	A	L	66-80
1989-90	H	W	74-71
	A	L	57-80
1990-91	A	W	74-69
	H	W	85-78
1991-92	A	L	66-70
	H	W	91-62
1992-93	H	L	64-66
	A	W	80-59
	**N	L	45-47
1993-94	A	W	76-68
	H	W	86-77
1994-95	H	W	78-56
	A	L	73-75
1995-96	A	L	68-77
	H	W	70-66
1996-97	H	W	87-77 (OT)
	A	L	53-61
1997-98	A	L	49-72
	H	L	63-69
1998-99	H	W	70-61
	A	L	45-62
1999-2000	A	L	79-97
	H	W	81-72
2000-01	A	W	63-61
	H	W	82-56
	**N	L	58-62
2001-02	H	W	99-82
	A	L	58-67
2002-03	A	L	53-77
	H	W	68-61
2003-04	A	L	61-78
	H	L	58-63
2004-05	H	W	95-85 (2ot)
	A	L	53-73
2005-06	A	W	57-42
	H	L	64-66
2006-07	A	L	45-61
	H	W	74-63
2007-08	A	L	59-74
	H	W	71-64

* at Kansas City ** Phillips 66 Big Eight/Big 12 Championship
 *** Kansas State forfeit

MISSOURI (NU TRAILS 90-122)

- In Lincoln: Nebraska leads, 53-40
 At Devaney Center: Series tied, 16-16
 - In Columbia: Missouri leads, 66-26
 At Mizzou Arena: Series tied, 2-2
 At Hearnest Center: Missouri leads, 25-6
 - In Kansas City: Missouri leads, 13-10
 At Kemper Arena: Missouri leads, 7-2
 - In the Phillips 66 Big Eight/Big 12 Championship:
 Missouri leads, 7-3
- Husker-Tiger Superlatives**
- Most consecutive wins (year ended):
 Nebraska, six, three times (1943-44, 1950-51, 1967-68); Missouri, six, five times (1933-34, 1940-41, 1973-74, 1989-90, 2002-04)
 - Most points scored: Nebraska, 99, at Lincoln, Jan. 28, 1967; Missouri, 111, at Lincoln, Jan. 13, 1990
 - Highest combined score: 206, Missouri, 111, Nebraska, 95, at Lincoln, Jan. 13, 1990
 - Biggest winning margin: Nebraska, 29, at Lincoln, Feb. 19, 1937 (50-21); Missouri, 39, at Columbia, Feb. 24, 1922 (55-16)
 - Individual scoring high: Nebraska, 40, Jerry Fort, at Lincoln, Feb. 22, 1974; Missouri, 46, Joe Scott, at Columbia, March 6, 1961
- Husker-Tiger Notes**
- One of Nebraska's biggest wins in program history was a 67-51 victory at 19-0 and No. 1-ranked Missouri on Feb. 6, 1982.
 - The 1997-98 Mizzou-Nebraska series marked the fourth time in school history the Huskers played two overtime games in one season against the same opponent (vs. Oklahoma, 1955-56: vs. Iowa State, 1968-69, vs. Oklahoma, 1995-96).
 - Nebraska's Jerry Fort scored a then-school record 40 points in the Huskers' 80-77 homecourt victory over the Tigers on Feb. 22, 1975. It was one of four 40-point games in NU history.
 - The sweep of the Tigers in 2007 was the first for Nebraska since 1993. NU had won four of its previous 15 games against MU before sweeping the Tigers.

1951-52	H	L	55-60
	A	L	53-68
1952-53	H	W	73-62
	A	L	59-66
1953-54	*N	L	57-72
	H	W	80-72
	A	L	67-82
1954-55	*N	L	58-75
	A	L	59-67
	H	L	73-76
1955-56	*N	L	66-71
	H	W	83-77
	A	L	80-88
1956-57	*N	W	70-65
	A	W	84-65
	H	W	53-49
1957-58	A	L	54-55
	H	W	67-62 (OT)
1958-59	H	W	81-69
	A	W	81-79
1959-60	*N	W	78-67
	A	L	61-69
	H	W	64-59
1960-61	*N	W	90-72
	H	W	62-48
	A	L	76-97
1961-62	A	W	65-63
	H	L	63-81
1962-63	H	L	61-69
	A	L	72-84
1963-64	H	W	74-69 (OT)
	A	L	60-78
1964-65	H	L	74-92
	A	L	66-84
1965-66	*N	W	69-67 (OT)
	H	W	82-60
	A	W	71-53
1966-67	H	W	99-82
	A	W	80-73
1967-68	H	W	75-66
	A	L	70-91
1968-69	*N	W	76-70
	H	W	87-71
	A	L	60-79
1969-70	H	W	60-48
	A	L	63-80
1970-71	H	W	81-72
	A	L	65-77
1971-72	*N	L	64-76
	A	L	65-80
	H	L	54-61
1972-73	H	L	65-78
	A	L	70-86
1973-74	H	W	75-58
	A	W	88-87
1974-75	A	L	74-88
	H	W	80-77
1975-76	H	L	57-62
	A	L	84-95 (OT)
1976-77	A	L	63-76
	H	W	60-58
1977-78	H	W	56-55
	A	L	52-74
	**N	L	58-61
1978-79	*N	W	58-56 (OT)
	A	L	60-76
	H	W	76-64
1979-80	H	L	63-84
	A	L	60-73
1980-81	H	W	66-53
	A	L	45-55
1981-82	H	L	42-44
	A	W	67-51
	**N	L	53-58
1982-83	A	L	56-79
	H	L	51-54
	**N	L	63-69
1983-84	H	L	48-50
	A	W	61-56 (OT)

1984-85	H	W	74-66
	A	L	50-69
1985-86	H	L	67-68
	A	W	75-66
1986-87	H	L	71-87
	A	L	64-80
1987-88	H	W	70-68
	A	L	67-92
1988-89	H	L	72-89
	A	L	63-79
	**N	L	70-98
1989-90	H	L	95-111
	A	L	85-107
1990-91	H	W	89-75
	A	L	71-91
	**N	L	82-90
1991-92	H	L	73-83
	A	L	61-87
1992-93	H	W	88-87 (OT)
	A	W	76-75
1993-94	H	L	73-89
	A	L	78-80
	**N	W	98-91
1994-95	H	L	74-82
	A	W	78-75
1995-96	H	W	76-58
	A	L	98-99
1996-97	H	W	76-53
	A	L	74-75
	**N	L	72-78
1997-98	A	L	76-81 (OT)
	H	W	67-66 (OT)
1998-99	A	L	57-80
	H	W	69-61
1999-2000	H	L	78-84
	A	L	72-86
2000-01	A	L	66-68
	H	W	85-79
2001-02	A	L	53-60
	H	L	71-87
2002-03	H	L	56-63
	A	L	50-67
	**N	L	61-70
2003-04	A	L	51-72
	H	W	78-62
2004-05	A	L	70-80
	H	L	53-56
	**N	L	67-70
2005-06	H	W	65-52
	A	L	63-64
	**N	W	71-64
2006-07	A	W	66-61
	H	W	82-77 (OT)
2007-08	A	W	66-62
	H	L	78-86 (OT)
	**N	W	61-56

* at Kansas City ** Phillips 66 Big Eight/Big 12 Championship

OKLAHOMA (NU TRAILS 81-103)

- In Lincoln: Nebraska leads, 46-38
At Devaney Center: Oklahoma leads, 15-12
- In Norman: Oklahoma leads, 59-21
At Lloyd Noble Center: Oklahoma leads, 22-4
- In Kansas City: Nebraska leads, 15-5
At Kemper Arena: Nebraska leads, 7-2
- In Phillips 66 Big Eight/Big 12 Championship: Nebraska leads, 4-3

Husker-Sooner Superlatives

- Most consecutive wins (year ended): Nebraska, nine (1970-71); Oklahoma 11 (1946-47)
- Most points scored: Nebraska, 117, at Kansas City, Mo., March 8, 1991 (OT); Oklahoma, 133, at Norman, Feb. 21, 1987
- Highest combined score: 230, Oklahoma, 133, Nebraska, 97, at Norman, Feb. 21, 1987; Nebraska, 117, Oklahoma, 113, at Kansas City, Mo., March 8, 1991 (OT)

- Biggest winning margin: Nebraska, 27, at Lincoln, Feb. 24, 1936 (55-28); Oklahoma, 41, at Norman, Jan. 31, 1990 (105-64)
- Individual scoring high: Nebraska, 42, Eric Piatkowski, at Kansas City, Mo., March 11, 1994; Oklahoma, 38, Gerald Tucker, at Norman, Feb. 17, 1947

Husker-Sooner Notes

- Nebraska's 15-point win in 1999 was its largest ever over Oklahoma in Norman. It was also OU's second-worst loss at the Lloyd Noble Center.
- NU won one of the most dramatic games in Big Eight Tournament history with a 117-113 come-from-behind overtime win in 1991.
- Nebraska and OU combined for 230 points in a 133-97 Oklahoma victory at Norman during the 1986-87 season to tie the highest scoring contest in Big Eight history. Three NU-OU games in the 1990s saw each team post 100 points.
- On the flip side, Nebraska's 53-43 win in 1997-98 marked the lowest winning point total for the Huskers in 420 games, dating back to the 1983-84 season. It was also the fewest points by a league opponent in 14 years.
- Eric Piatkowski set the NU scoring record with 42 points vs. OU in the 1994 Big Eight tourney.

Year	Site	Result	Score
1920-21	H	W	34-20
	H	W	28-15
1921-22	A	L	21-29
	H	W	39-34
1922-23	H	W	25-19
	A	L	25-31
1923-24	H	W	35-21
	A	L	20-32
1924-25	A	W	23-18
	H	W	31-17
1926-27	A	W	37-29
	H	W	36-26
1927-28	H	L	36-38
	A	L	28-43
1928-29	A	L	20-29
	H	L	34-39
1929-30	H	W	35-20
	A	W	47-37
1930-31	A	W	36-30
	H	W	41-30
1931-32	H	L	34-37
	A	L	32-46
1932-33	A	L	35-39
	H	L	27-38
1933-34	H	L	36-44
	A	L	23-53
1934-35	A	L	32-38
	H	W	32-24
1935-36	A	W	40-33
	H	W	55-28
1936-37	H	L	31-34
	A	W	33-29
1937-38	A	L	48-50
	H	W	52-42
1938-39	A	L	39-56
	H	L	45-53
1939-40	H	L	41-56
	A	L	28-45
1940-41	H	L	29-40
	A	W	43-42
1941-42	A	L	29-37
	H	L	41-46
1942-43	H	L	32-56
	A	L	48-65
1943-44	A	L	35-45
	H	L	32-43
1944-45	H	L	37-44
	A	L	45-48
1945-46	A	L	48-70
	H	L	44-51
1946-47	*N	L	52-63
	H	W	44-41
	A	L	49-63

1947-48	A	L	57-79
	H	L	74-81
1948-49	A	L	45-47
	H	L	49-56
	**N	W	57-56
1949-50	A	W	57-55
	H	L	48-64
1950-51	A	L	49-72
	H	W	46-44
1951-52	H	W	67-66
	A	L	59-65
1952-53	A	W	59-53
	H	L	70-78
1953-54	*N	L	70-86
	H	W	76-72
	A	L	68-76
1954-55	H	W	75-67
	A	L	76-78
1955-56	A	W	68-61 (OT)
	H	W	64-63 (OT)
1956-57	A	L	53-55
	H	W	64-55
1957-58	H	W	57-54
	A	L	39-66
1958-59	*N	W	60-43
	A	L	48-54
	H	L	54-65
1959-60	A	L	54-63
	H	L	49-50
1960-61	A	L	58-69
	H	W	83-61
1961-62	H	W	57-56
	A	W	71-69 (OT)
1962-63	*N	W	93-86
	A	L	77-84
	H	L	75-77
1963-64	*N	L	66-75
	H	W	76-69 (2OT)
	A	L	76-82
1964-65	A	L	82-89
	H	W	67-63
1965-66	*N	W	92-79
	H	W	86-78
	A	W	85-81
1966-67	A	L	87-99
	H	W	97-78
1967-68	*N	W	75-65
	H	W	110-90
	A	W	89-83
1968-69	*N	W	70-47
	H	W	90-83
	A	W	70-64
1969-70	A	W	70-60
	H	W	79-66
1970-71	A	L	67-79
	H	L	56-65
1971-72	*N	W	84-68
	H	W	77-70
	A	L	70-72
1972-73	H	W	74-67
	A	L	59-67
1973-74	H	W	63-58
	A	L	63-85
1974-75	*N	W	75-64
	A	W	68-61
	H	L	57-65 (OT)
1975-76	*N	W	75-53
	H	W	68-67
	A	L	60-65
1976-77	*N	W	66-56
	H	L	58-65
	A	L	62-72
1977-78	*N	W	75-68
	A	W	78-64
	H	L	68-74
1978-79	*N	W	69-53
	H	W	74-56
	A	L	58-79
1979-80	H	W	59-58

	A	L	60-78
	***H	W	75-68
1980-81	A	W	71-59
	H	W	90-63
1981-82	A	L	48-51
	H	W	65-51
1982-83	H	W	60-59
	A	L	71-84
1983-84	H	L	67-78
	A	L	70-79
1984-85	A	L	74-83
	H	L	62-65
1985-86	A	L	60-87
	H	W	66-64
1986-87	H	L	66-80
	A	L	97-133
1987-88	H	L	77-92
	A	L	93-113
1988-89	H	L	81-89
	A	L	76-103
1989-90	A	L	64-105
	H	L	66-88
	***N	L	65-78
1990-91	A	W	111-99
	H	W	105-93
	***N	W	117-113 (OT)
1991-92	H	L	76-79
	A	L	97-106
	***N	L	85-107
1992-93	A	L	89-102
	H	W	94-83
1993-94	H	L	76-79
	A	L	111-115 (OT)
	***N	W	105-88
1994-95	A	L	72-82
	H	W	71-59
1995-96	A	L	100-117 (3OT)
	H	L	76-80 (OT)
1996-97	A	L	77-84
1997-98	H	W	53-43
1998-99	A	W	96-81
1999-2000	H	L	54-62
2000-01	A	L	66-77
2001-02	H	L	51-78
2002-03	A	L	51-76
2003-04	H	L	50-52
	***N	L	59-63
2004-05	A	L	60-83
2005-06	H	W	59-58
	***N	W	69-63
2006-07	A	L	70-53
2007-08	H	W	63-45

* at Kansas City **Big Seven Playoff, at Kansas City, Mo.
 ***Phillips 66 Big Eight/Big 12 Championship

OKLAHOMA STATE (NU LEADS 62-51)

- In Lincoln: Nebraska leads, 35-13
 At Devaney Center: Nebraska leads, 19-8
- In Stillwater: Oklahoma State leads, 31-15
 At Gallagher-Iba Arena: Okla. St. leads, 29-15
- In Kansas City: Nebraska leads, 12-6
 At Kemper Arena: Nebraska leads, 4-1
- In the Phillips 66 Big Eight/Big 12 Tournament:
 Nebraska leads, 4-2

Husker-Cowboy Superlatives

- Most consecutive wins (year ended):
 Nebraska, eight (1968-69); Oklahoma State,
 five (1958-59)
- Most points scored: Nebraska, 89, at Lincoln,
 March 2, 1994; Oklahoma State, 103, at Lincoln,
 Feb. 14, 1990
- Highest combined score: 187, Oklahoma State, 103,
 Nebraska, 84, at Lincoln, Feb. 14, 1990
- Biggest winning margin: Nebraska, 21 twice,
 March 7, 1966 (85-64), Jan. 30, 1971 (80-59);
 Oklahoma St., 40, at Stillwater, Feb. 18, 1995 (93-53)
- Individual scoring high: Nebraska, 34, Chuck Jura, at
 Stillwater, Jan. 26, 1972; Oklahoma State, 35,
 Byron Houston, at Lincoln, Feb. 14, 1990

Husker-Cowboy Notes

- The 2007 regular-season game was postponed from Jan. 13 to March 5 because of a winter storm in Oklahoma. It was the first weather-related postponement of a Big 12 game since the league formed in 1996. NU won the game, 85-73, and then lost three days later to OSU in the Big 12 Championship, 54-39.
- Nebraska and OSU played the seventh overtime game in series history in 2004, with the No. 7-ranked Cowboys pulling out a three-point win at home, 87-83.
- Nebraska owns the series lead despite winning just 10 of the past 32 meetings.
- OSU has won eight of the last 15 meetings in Lincoln after going winless in its first 13 games at the Devaney Center.
- Nebraska ended undefeated OSU seasons twice in the 1990s. In 1996-97, OSU was 11-0 before a 67-62 Husker win in Stillwater. In 1991-92, OSU entered the game in Lincoln with a 20-0 record and ranked second in the nation, but Nebraska rolled to an 85-69 win.
- The Huskers dropped a 52-32 decision to the Cowboys in a 1949 NCAA District Playoff game at Kansas City, Mo. That game was NU's first-ever postseason tournament game.

Year	Site	Result	Score
1926-27	A	L	24-27
	H	W	35-25
1927-28	H	L	21-32
	A	L	43-47
1935-36	*N	L	19-36
1947-48	*N	L	46-47
1948-49	*N	L	35-52
1958-59	*N	W	55-48
	H	W	47-44
	A	L	39-54
1959-60	A	L	47-52
	H	W	54-47
1960-61	*N	W	70-61
	A	L	47-55
	H	L	61-65
1961-62	*N	W	52-51
	H	W	57-56
	A	L	64-65
1962-63	A	L	41-51
	H	W	49-48
1963-64	H	W	54-53
	A	L	45-81
1964-65	*N	L	61-74
	A	L	54-93
	H	L	53-55
1965-66	A	W	45-41 (OT)
	H	W	85-64
1966-67	*N	W	73-64
	A	W	67-57
	H	W	88-71
1967-68	*N	W	48-46
	A	W	63-62
	H	W	82-73
1968-69	H	L	52-76
	A	L	63-72
1969-70	A	L	58-81
	H	W	61-55
1970-71	*N	W	71-58
	H	W	80-59
	A	W	57-55
1971-72	*N	W	64-56
	H	W	73-59
	A	W	64-63
1972-73	*N	L	73-75
	H	L	55-68
	A	W	76-64
1973-74	*N	W	69-62
	A	L	66-79
	H	W	71-63
1974-75	H	W	73-58
	A	W	59-58
1975-76	*N	W	56-49
	A	W	52-48
	H	W	60-54
1976-77	H	W	66-54
	A	L	60-62

1977-78	*N	W	70-58
	H	W	63-57
	A	W	67-56
	**H	W	71-63
1978-79	A	L	57-66
	H	W	76-67
1979-80	H	W	74-73 (OT)
	A	L	68-83
1980-81	A	L	70-81
	H	W	62-54
1981-82	A	L	50-52
	H	W	75-63
	**H	W	*60-49
1982-83	A	L	63-71 (20T)
	H	W	77-68
1983-84	H	W	54-52 (OT)
	A	W	67-64
1984-85	A	L	66-68
	H	W	66-48
1985-86	A	W	62-61
	H	W	68-52
	**N	W	82-75
1986-87	H	W	73-66
	A	W	79-77 (20T)
1987-88	H	L	56-72
	A	L	73-90
1988-89	A	L	69-82
	H	W	79-77
1989-90	A	L	71-84
	H	L	84-103
1990-91	H	L	68-81
	A	L	69-80
1991-92	H	W	85-69
	A	L	51-72
1992-93	A	L	73-78
	H	L	63-73
1993-94	A	L	80-98
	H	W	89-81
	**N	W	77-68
1994-95	H	L	65-82
	A	L	53-93
	**N	L	48-68
1995-96	A	W	66-57
	H	L	57-72
1996-97	H	W	77-68
1997-98	A	W	67-62
1998-99	H	L	48-60
1999-2000	A	L	55-94
2000-01	H	W	78-75 (OT)
2001-02	A	L	63-70
2002-03	H	L	70-77
2003-04	A	L	83-87 (OT)
2004-05	H	W	74-67
2005-06	A	W	59-57
2006-07	H	W	85-73
	**N	L	39-54
2007-08	A	L	63-77

*at Kansas City **Phillips 66 Big Eight/Big 12 Championship

TEXAS (NU TRAILS 4-15)

- In Lincoln: Texas leads, 5-4
At Devaney Center: Texas leads, 5-3
- In Austin: Texas leads, 10-0
In Erwin Center: Texas leads, 7-0

Husker-Longhorn Superlatives

- Most consecutive wins (year ended): Nebraska, one, four times; Texas seven (2002-pres.)
- Most points scored: Nebraska, 91, at Austin, Jan. 21, 1998; Texas, 105, at Austin, Jan. 21, 1998
- Highest combined score: 196, Texas, 105, Nebraska, 91, at Austin, Jan. 21, 1998
- Biggest winning margin: Nebraska, 16, at Lincoln, Jan. 3, 1996, (85-69); Texas, 28, at Austin, Jan. 4, 1995 (102-74)
- Individual scoring high: Nebraska, 35, Eric Piatkowski, at Lincoln, Nov. 28, 1993; Texas, 35, Terrence Rencher, at Lincoln, Nov. 28, 1993

Husker-Longhorn Notes

- Nebraska defeated No. 23 Texas at Lincoln in 2001, the second time NU defeated a ranked Texas squad, as the Huskers also downed No. 23 Texas in 1996.
- Texas posted a 67-48 victory at Austin in the second round of the 1978 NIT, as the Longhorns went on to win the NIT title.
- Texas had three 20-point scorers against NU in 1997-98.

Year	Site	Result	Score
1964-65	A	L	73-77
1965-66	H	W	75-64
1977-78	*A	L	48-67
1993-94	H	L	75-78
1994-95	A	L	74-102
1995-96	H	W	85-69
1996-97	A	L	81-83 (OT)
	H	W	79-67
1997-98	A	L	91-105
1998-99	H	L	76-89
1999-2000	A	L	55-82
2000-01	H	W	80-67
2001-02	A	L	66-77
2002-03	H	L	63-75
2003-04	A	L	61-63
2004-05	H	L	53-63
2005-06	A	L	59-78
2006-07	H	L	61-62
2007-08	A	L	66-70

*National Invitation Tournament

TEXAS A&M (NU LEADS 11-5)

- In Lincoln: Nebraska leads, 6-2
At Devaney Center: Nebraska leads, 6-2
 - In College Station: Nebraska leads, 4-3
At Reed Arena: Nebraska leads, 3-2
 - In Houston: Nebraska leads, 1-0
- Husker-Aggie Superlatives**
- Most consecutive wins (year ended): Nebraska, 5 (1988-99); Texas A&M, 2, 2006-07
 - Most points scored: Nebraska, 97, at Lincoln, Feb. 28, 2001; Texas A&M, 83, at College Station, March 4, 2000
 - Highest combined score: 166, Nebraska, 97, Texas A&M, 69, at Lincoln, Feb. 28, 2001
 - Biggest winning margin: Nebraska, 32, at Lincoln, Dec. 2, 1987, (92-60); Texas A&M, 7, at College Station, March 4, 2000 (76-83)
 - Individual scoring high: Nebraska, 29, Tyronn Lue, at Lincoln, Jan. 11, 1997; Texas A&M, 28, Tony McGinnis, at Lincoln, Dec. 20, 1991

Husker-Aggie Notes

- Nebraska's 83-77 win at Reed Arena in 2004 snapped a 12-game conference road losing streak dating back to an 82-72 win at A&M in 2002.
- The Huskers have won four of six meetings in College Station since the Big 12 was formed.
- NU has won eight of 12 meetings overall as Big 12 schools, including a 75-58 road victory in 1998, the Huskers' largest margin of victory on the road in the league since the formation of the Big 12 Conference.
- Nebraska's 97-69 victory in 2001 marked its largest conference margin of victory since the 1994 campaign (vs. Colorado), as the Huskers' five seniors combined for 74 points.

Year	Site	Result	Score
1969-70	N	W	78-69
1986-87	A	L	64-66
1987-88	H	W	92-60
1991-92	H	W	91-68
1996-97	H	W	74-72
1997-98	A	W	75-58
1998-99	H	W	87-68
1999-2000	A	L	76-83 (OT)
2000-01	H	W	97-69
2001-02	A	W	82-72
2002-03	H	L	52-53
2003-04	A	W	83-77
2004-05	H	W	77-67

2005-06	A	L	55-66
2006-07	H	L	55-66
2007-08	A	W	65-59

TEXAS TECH (NU LEADS 14-9)

- In Lincoln: Nebraska leads, 8-3
At Devaney Center: NU leads, 6-2
 - In Lubbock: TTU leads, 6-5
At United Spirit Arena: Texas Tech leads, 3-1
 - In Kansas City: NU leads, 1-0
- Husker-Red Raider Superlatives**
- Most consecutive wins (year ended): Nebraska 4 (1963-64); Texas Tech, 3 (1983-84)
 - Most points scored: Nebraska, 82, at Lincoln, Feb. 25, 1998; Texas Tech, 87, at Lubbock, Feb. 8, 1997
 - Highest combined score: 161, Texas Tech, 87, Nebraska, 74, at Lubbock, Feb. 8, 1997
 - Biggest winning margin: Nebraska, 19, at Kansas City, March 4, 1999, (69-50); Texas Tech, 26, at Lubbock, Feb. 5, 2003 (75-49)
 - Individual scoring high: Nebraska 30, Charlie Jones, at Lubbock, Dec. 1, 1962; Texas Tech 41, Jarius Jackson, at Lincoln, Feb. 18, 2006

Husker-Red Raider Notes

- Nebraska has won 10 of the last 16 in the series against TTU, after Tech had won the previous three meetings.
- NU held the No. 25-ranked Red Raiders to 44 points in 2004, equaling the fewest points TTU scored in a game since 1990.
- Nebraska won its first contest over the Red Raiders in Lubbock since 1989 with a 61-59 victory in 2007. Charles Richardson Jr. hit a desperation shot at the buzzer to help NU come back from a 13-point halftime deficit.
- The win in 2007 gave Nebraska its second straight conference road victory, a feat the Huskers had not accomplished since 1999. The win was also the largest comeback victory (13 points) against a league team on the road by the Huskers during the Big 12 era.

Year	Site	Result	Score
1955-56	H	W	69-63 (OT)
1956-57	A	W	67-66
1958-59	H	W	54-46
1962-63	A	W	68-66
1963-64	H	L	60-76
1964-65	A	L	78-82
1983-84	H	L	45-59
1984-85	A	W	79-74 (OT)
1988-89	A	W	71-69
1989-90	H	W	76-69
1996-97	A	L	74-87**
1997-98	H	W	82-65
1998-99	A	L	68-73
	*N	W	69-50
1999-2000	H	W	70-67
2000-01	A	L	64-65
2001-02	H	W	80-69
2002-03	A	L	49-75
2003-04	H	W	72-44
2004-05	A	L	68-84
2005-06	H	L	64-70
2006-07	A	W	61-59
2007-08	H	W	73-62

*Phillips 66 Big 12 Championship

**Texas Tech later forfeited game

Series vs. Non-Conference

Air Force (NU leads 4-1)

12-5-59	H	W	68-54
12-9-61	A	L	49-58
12-8-62	H	W	43-39
12-9-72	N	W	57-53
12-28-81	N	W	63-47
Totals			280-251

Alabama (NU trails 0-2)

12-20-54	A	L	76-88
12-29-85	N	L	61-78
Totals			137-166

Alabama A&M (NU leads 3-0)

12-21-05	H	W	67-60
12-17-06	H	W	82-55
11-17-07	H	W	59-45
Totals			208-160

UAB (Series tied 2-2)

11-24-78	A	W	64-55
12-22-79	H	W	92-84 (40T)
12-2-04	A	L	66-80
12-3-05	H	L	72-73
Totals			294-292

Alaska-Fairbanks (Series tied 1-1)

12-9-00	H	W	84-55
11-23-02	N	L	61-64
Totals			125-119

Alcorn State (NU leads 1-0)

12-29-07	H	W	77-53
----------	---	---	-------

Angelo State (NU leads 1-0)

1-5-80	H	W	83-70
--------	---	---	-------

Appalachian State (NU leads 2-1)

12-19-92	H	W	93-83
12-1-93	A	L	82-91
12-31-94	H	W	108-71
Totals			283-245

Arizona (Series tied 2-2)

12-21-60	H	W	79-55
12-23-68	A	L	63-68
12-20-69	H	W	79-69
12-18-99	N	L	59-80
Totals			280-272

Arizona State (Series tied 3-3)

12-20-68	A	L	76-83
12-7-74	A	L	62-83
12-23-85	H	W	80-67
12-28-02	A	L	63-75
12-3-03	H	W	68-60
12-2-07	H	W	62-47
Totals			411-415

Arkansas (NU trails 2-6)

12-16-32	H	L	24-41
12-12-46	N	L	46-57
12-30-80	A	L	52-64
1-9-82	H	L	50-51
1-3-83	N	L	58-64
12-10-83	H	W	67-54
3-17-87	H	W	78-71
3-12-98	N	L	65-74
Totals			440-476

Arkansas-Little Rock (NU leads 1-0)

3-26-87	N	W	76-67
---------	---	---	-------

Arkansas-Pine Bluff (NU leads 2-0)

11-23-04	H	W	97-40
11-27-06	H	W	71-42
Totals			168-82

Arkansas State (NU leads 1-0)

3-16-89	H	W	81-79
---------	---	---	-------

Arkansas Tech (NU leads 1-0)

11-25-78	H	W	70-59
----------	---	---	-------

Augustana (S.D.) (NU leads 3-0)

12-14-68	H	W	73-56
12-4-69	H	W	75-56
11-26-83	H	W	113-69
Totals			261-181

Baker (NU leads 3-0)

1904-05		W	49-19
2-3-1906	H	W	34-23
2-21-1906	A	W	33-27
Totals			116-69

Ball State (NU trails 1-2)

12-27-80	A	L	62-67
12-19-81	H	W	71-57
11-24-02	N	L	65-73
Totals			191-203

Bellevue (NU leads 1-0)

3-20-1906	A	W	39-27
-----------	---	---	-------

Bethune-Cookman (NU leads 1-0)

12-20-04	H	W	70-26
----------	---	---	-------

Bowling Green (NU leads 2-1)

12-15-90	H	W	99-85
12-7-96	H	W	73-68
1-1-97	N	L	55-58
Totals			227-211

Bradley (NU trails 2-5)

12-30-37	A	L	30-50
12-17-38	H	L	24-39
12-29-45	A	L	33-53
12-12-49	A	L	54-64
12-20-52	A	W	73-65
12-18-54	A	W	93-68
12-18-58	A	L	48-85
Totals			355-424

Brandeis (Omaha) (NU leads 1-0)

1916-17		W	29-11
---------	--	---	-------

Brigham Young (NU trails 1-3)

1-5-31	H	L	44-55
12-17-31	H	L	27-31
12-17-35	H	W	53-34
12-28-35	A	L	39-46
Totals			163-166

Brooklyn (NU leads 2-0)

1-7-87	H	W	62-46
12-21-87	H	W	72-44
Totals			134-90

Brown College "B" (NU leads 1-0)

3-15-1906	H	W	57-12
-----------	---	---	-------

Burgess-Nash (NU leads 1-0)

1-30-16	A	W	24-20
---------	---	---	-------

Butler (NU leads 2-1)

12-30-29	A	L	26-38
2-2-31	H	W	32-14
12-29-86	N	W	67-56
Totals			125-108

California (NU trails 6-7)

1-7-38	H	W	38-32
12-26-38	A	W	46-43
12-27-38	A	L	30-58
1-6-40	H	W	46-32

12-26-40	A	L	24-30
12-11-50	A	L	59-62
12-22-61	A	L	49-50
12-21-64	H	W	87-80
12-22-64	H	W	63-59
12-10-65	A	L	71-87
12-11-65	A	W	70-68
12-21-68	N	L	73-86
12-8-72	N	L	50-75
Totals			706-762

California-Davis (NU leads 1-0)

12-16-77	H	W	69-64
----------	---	---	-------

California-Irvine (Series tied 2-2)

12-1-69	H	W	76-73
12-28-84	N	W	73-67
12-2-85	H	L	80-87
11-28-86	A	L	101-109
Totals			330-336

California Santa Barbara (NU leads 2-0)

12-22-78	N	W	75-55
12-27-02	N	W	60-57
Totals			135-112

Cal State Bakersfield (NU leads 1-0)

12-13-79	H	W	94-80
----------	---	---	-------

Cal State Fullerton (NU leads 1-0)

12-4-67	H	W	111-74
---------	---	---	--------

Camp Funston (NU trails 0-1)

1917-18	H	L	14-43
---------	---	---	-------

Canisius (Series tied 1-1)

12-29-36	A	L	34-39
3-13-85	H	W	79-66
Totals			113-105

Carleton (NU trails 0-2)

1-4-32	H	L	30-40
12-22-32	A	L	19-23
Totals			49-63

Centenary (NU leads 1-0)

11-21-02	N	W	68-45
----------	---	---	-------

Central City (NU leads 1-0)

1-26-07	H	W	40-9
---------	---	---	------

Chaminade (NU leads 2-0)

11-29-87	A	W	76-75
12-28-88	A	W	86-85
Totals			162-160

Charlotte (NU leads 1-0)

3-19-08	H	W	67-48
---------	---	---	-------

College of Charleston (NU leads 1-0)

11-27-94	N	W	74-72
----------	---	---	-------

Cheyenne Business College (NU trails 0-1)

2-7-1903	A	L	28-42
----------	---	---	-------

Chicago Central (NU trails 0-1)

1904-05	A	L	22-59
---------	---	---	-------

Chicago State (NU leads 2-0)

1-16-90	H	W	92-57
12-17-05	H	W	76-65
Totals			168-122

Cincinnati (NU trails 0-3)

12-18-48	A	L	46-64
12-19-60	A	L	60-75
12-31-96	N	L	73-84
Totals			179-223

The Citadel (NU leads 3-0)

12-30-90	A	W	94-80
12-2-91	H	W	84-61
12-7-92	H	W	86-46
Totals			264-187

Colgate (NU leads 3-1)

2-25-21	H	L	15-21
2-26-21	H	W	24-15
12-4-92	H	W	108-76
12-5-98	H	W	60-48
Totals			207-160

Colorado College (NU leads 6-1)

2-4-1903	A	W	39-11
1-14-20	A	W	32-19
1-15-20	A	L	23-25
3-5-20	H	W	23-9
3-6-20	H	W	33-12
1-4-29	A	W	32-24
1-5-29	A	W	48-26
Totals			230-127

Colorado State (NU leads 7-3)

12-23-47	H	W	67-47
12-19-70	wH	W	69-65
12-16-72	N	L	51-57
12-22-80	H	W	54-48
12-23-81	A	L	51-58 (OT)
1-4-84	H	W	56-54
1-12-85	A	W	88-78 (20T)
3-14-96	A	W	91-83
11-25-97	H	W	64-57
12-12-98	A	L	49-75
Totals			640-622

Columbia (NU leads 1-0)

1-2-88	H	W	82-62
--------	---	---	-------

Connecticut (NU trails 0-2)

3-19-92	N	L	65-86
3-21-97	A	L	67-76
Totals			132-162

Coppin State (NU leads 1-0)

12-6-96	H	W	88-72
---------	---	---	-------

Cornell (NU leads 2-0)

12-29-55	N	W	70-69
12-29-82	N	W	66-56
Totals			136-125

Cotner College (NU leads 4-1)

12-12-1908	H	W	28-24
1-7-11	H	L	17-35
1-11-13	H	W	29-18
1-17-14	H	W	56-11
1916-17		W	42-10
Totals			172-98

Creighton (NU leads 23-18)

1922-23	A	L	24-46
1923-24	H	W	25-21
2-28-25	A	W	15-11
1-9-26	A	W	20-15
2-15-26	H	L	11-15
3-4-32	A	L	18-47
3-7-32	H	L	26-28
12-9-77	H	W	65-58
12-9-78	A	L	61-78
12-8-79	H	W	64-55
12-6-80	A	L	61-66 (OT)
12-5-81	H	W	86-46
12-4-82	A	W	65-62
12-3-83	H	W	65-56
3-15-84	A	W	56-54
12-8-84	A	W	78-73
12-7-85	H	W	71-52

12-6-86	A	L	66-78
1-3-87	H	W	70-65 (OT)
12-9-87	A	L	73-88
11-26-88	H	W	86-77
12-14-89	A	L	83-86
12-6-90	H	W	97-63
12-7-91	A	W	90-85
12-10-92	H	W	100-83
12-9-93	A	W	67-53
12-7-94	H	W	85-57
12-6-95	A	W	88-67
1-8-97	H	W	71-52
12-10-97	A	L	73-84
12-9-98	H	W	76-60
12-9-99	A	L	72-89
1-2-01	H	L	51-62
12-12-01	A	L	70-76
12-21-02	H	L	73-81
12-10-03	A	L	54-61
3-16-04	A	W	71-70
12-11-04	H	L	48-50
12-11-05	A	L	44-70
11-18-06	H	W	73-61
11-24-07	A	L	62-74
Totals			2,664-2,480

Crete (NU leads 1-0)

1-4-1907	A	W	82-8
----------	---	---	------

Delaware State (NU leads 3-0)

12-29-94	H	W	94-52
12-20-95	H	W	88-41
12-8-03	H	W	68-39
Totals			250-132

Denver (NU leads 6-2)

3-1-1907	H	W	40-13
1-26-35	H	W	34-22
1-7-36	A	L	35-45
12-16-57	H	W	68-63
12-13-60	H	W	77-52
12-15-62	H	L	54-63
11-26-82	H	W	94-58
1-4-02	H	W	79-75 (OT)
Totals			481-391

Denver YMCA (NU leads 1-0)

2-3-1903	A	W	44-29
----------	---	---	-------

DePaul (NU trails 1-4)

3-4-08	A	W	25-18
12-22-33	A	L	13-33
2-24-39	H	L	33-37
12-11-43	A	L	15-55
3-28-83	N	L	58-68
Totals			144-211

Detroit (NU trails 3-4)

12-28-37	A	L	33-34
1-2-40	H	L	46-47
12-29-41	A	L	29-33
1-31-59	H	W	91-77
12-17-60	A	L	62-71
12-22-86	H	W	71-55
12-7-87	A	W	63-58
Totals			332-375

Doane (NU leads 2-0)

1-17-1899	H	W	52-7
1899-00	H	W	57-3
Totals			109-10

Drake (NU leads 43-14)

1-22-1909	H	W	39-30
1-23-1909	H	W	34-12
2-10-1909	A	L	12-34
2-11-1909	A	L	15-25
1-28-10	H	W	40-14
1-29-10	H	W	27-6
2-8-10	A	W	20-16
2-10-10	A	W	22-13
1-12-12	H	W	42-24

1-13-12	H	W	35-13
2-21-12	A	W	33-15
2-22-12	A	W	46-14
1-31-13	H	W	32-7
2-1-13	H	W	24-15
2-19-13	A	W	21-4
2-20-13	A	W	25-11
2-13-14	H	W	32-20
2-14-14	H	W	31-10
2-19-14	A	W	36-17
2-10-15	A	W	14-5
2-11-15	A	W	23-14
2-19-15	H	L	19-20
2-20-15	H	W	27-11
1-21-16	H	W	41-12
1-22-16	H	W	44-16
2-23-16	A	W	34-24
2-24-16	A	W	40-15
1916-17		W	23-13
1916-17		W	26-18
1917-18	A	W	32-10
1917-18	A	W	21-14
1-22-19	A	W	34-13
1-25-19	A	W	24-14
1-30-19	H	L	15-22
2-1-19	H	W	19-9
2-18-22	A	L	32-34
2-28-22	H	L	15-29
1922-23	H	L	18-30
1-25-23	A	L	25-36
1923-24	A	L	15-19
1923-24	H	L	12-25
1-17-25	H	W	20-8
3-2-25	A	L	10-18
2-2-26	A	W	23-21
3-1-26	H	W	22-21
1926-27	H	L	34-35
3-4-27	A	W	46-32
1-14-28	A	L	28-32
2-14-28	H	W	34-27
2-16-29	H	W	37-24
2-23-29	A	W	33-26
1-24-31	H	W	30-25
1-9-32	A	W	33-19
12-9-46	H	W	48-44
1-31-47	A	W	65-44
12-30-87	A	L	68-85
12-23-88	H	W	65-57
Totals			1,715-1,221

Duquesne (NU trails 1-2)

12-20-48	A	L	49-55
12-9-69	H	W	82-77
12-6-71	A	L	53-75
Totals			184-207

Eastern Illinois (NU leads 5-0)

12-3-90	A	W	94-64
1-4-92	H	W	81-68
1-2-93	H	W	70-54
11-23-99	H	W	81-78 (2OT)
11-21-00	H	W	85-71
Totals			411-335

Eastern Michigan (NU leads 1-0)

11-29-03	H	W	67-59
----------	---	---	-------

Eastern Washington (NU leads 4-0)

12-3-79	H	W	82-68
1-14-84	H	W	105-71
12-21-91	H	W	102-67
12-31-02	H	W	63-60
Totals			289-206

Emporia State (NU leads 1-0)

2-4-56	H	W	72-59
--------	---	---	-------

Evansville (Series tied 1-1)

1-3-85	A	L	73-80
1-6-86	H	W	77-70
Totals			150-150

Fairleigh Dickinson (NU leads 1-0)

11-22-03	H	W	80-64
----------	---	---	-------

Florida A&M (NU leads 1-0)

12-20-93	H	W	86-61
----------	---	---	-------

Florida State (NU trails 0-1)

12-31-05	N	L	60-74
----------	---	---	-------

Fond du Lac (NU trails 0-1)

1900-01	A	L	20-32
---------	---	---	-------

Fordham (NU leads 1-0)

12-30-92	N	W	79-55
----------	---	---	-------

Fort Dodge (NU leads 5-1)

1904-05		W	53-27
3-21-1906	A	W	33-23
2-14-1907	A	W	34-22
2-9-14	A	W	38-22
1917-18	H	W	19-16
1917-18	H	L	14-21
Totals			171-132

Fort Dodge Co. G (NU trails 0-1)

1-6-15	A	L	18-23
--------	---	---	-------

Fort Riley (NU leads 1-0)

2-20-1906	A	W	43-13
-----------	---	---	-------

Fresno State (NU leads 2-0)

12-15-51	H	W	72-48
3-22-96	A	W	83-71
Totals			155-119

Furman (NU leads 2-0)

1-4-88	A	W	75-74 (OT)
12-17-88	H	W	69-56
Totals			144-130

Gardner Naval Reserve (NU trails 0-2)

1-21-43	H	L	37-52
2-6-43	N	L	37-43
Totals			74-95

George Washington (NU trails 0-1)

1-2-37	A	L	22-41
--------	---	---	-------

Georgia (Series tied 1-1)

12-20-85	H	L	63-67
3-16-95	H	W	69-61
Totals			132-128

Georgia Southern (NU leads 1-0)

12-1-95	H	W	82-59
---------	---	---	-------

Georgia State (NU leads 2-0)

1-4-73	N	W	63-54
12-11-73	H	W	78-75 (OT)
Totals			141-129

Georgia Tech (NU trails 0-1)

12-28-83	A	L	49-66
----------	---	---	-------

Grambling State (NU leads 2-1)

1-6-88	H	L	68-71 (OT)
12-2-95	H	W	96-80
12-6-97	H	W	85-48
Totals			249-199

Great Lakes (NU trails 0-1)

1-24-42	H	L	40-50
---------	---	---	-------

Greeley HS (NU leads 1-0)

2-6-1903	A	W	25-15
----------	---	---	-------

Grinnell (NU leads 17-7)

2-23-1907	A	L	21-27
3-7-1908	A	L	14-37
1916-17		L	9-22
1-23-19	A	W	24-14
1-24-19	A	L	15-16

3-12-19	H	W	27-15
3-13-19	H	L	21-22
1-14-21	H	W	31-10
1-15-21	H	W	28-15
2-11-21	A	W	31-16
2-12-21	A	W	29-22
1-14-22	H	W	27-17
2-7-22	A	W	28-25
1-27-23	A	W	20-13
1922-23	H	L	17-32
1923-24	A	W	32-19
1923-24	H	W	32-18
2-9-25	H	W	35-27
3-3-25	A	L	21-36
1-16-26	H	W	24-14
1-30-26	A	W	39-18
1926-27	H	W	30-22
2-10-28	A	W	35-22
2-28-28	H	W	35-16
Totals			625-495

Hamline (NU leads 2-0)

1-7-15	A	W	20-9
1916-17		W	15-8
Totals			35-17

Harvard (NU leads 3-0)

12-30-48	N	W	56-54
1-3-53	H	W	92-53
12-1-89	H	W	117-79
Totals			265-186

Haskell (NU trails 0-2)

2-28-1902	A	L	29-79
1-17-1903	A	L	18-25
Totals			47-104

Hastings (NU leads 1-0)

1-13-20	A	W	47-9
---------	---	---	------

Hawaii (NU trails 2-6)

12-11-67	A	L	74-82
12-13-67	A	L	72-86
12-2-76	A	W	64-59
12-3-76	A	W	60-59
12-29-79	N	L	55-67
12-29-97	A	L	62-87
3-22-04	A	L	83-84
12-22-06	N	L	72-81
Totals			542-605

Hawaii-Hilo (NU trails 0-1)

12-1-76	A	L	66-71
---------	---	---	-------

Highland Park (NU trails 1-2)

1903-04		L	Score NA
1904-05		L	34-39
1-23-1908	H	W	51-23
Totals			85-62

Hillyard's (NU trails 0-1)

1926-27	A	L	20-36
---------	---	---	-------

Hofstra (NU trails 0-1)

3-16-06	A	L	62-73
---------	---	---	-------

Houston (NU trails 1-3)

12-3-62	A	L	61-68
12-14-63	H	L	58-64
12-12-69	A	L	82-112
12-23-06	N	W	70-57
Totals			271-301

Hudson College (NU leads 1-0)

2-18-1907	A	W	26-25
-----------	---	---	-------

Idaho (NU trails 3-4)

12-23-49	H	W	66-45
12-17-71	H	W	90-49
1-2-80	A	L	55-64
11-29-80	H	L	53-64
12-5-88	A	L	68-83
12-11-89	H	L	72-79
12-28-90	H	W	85-65
Totals			489-449

Idaho State (NU leads 1-0)
12-3-94 H W 98-72

Illinois (NU trails 2-7)
1-1-21 A W 30-25
1-3-21 A L 24-26
12-12-42 A L 27-69
12-29-44 A L 39-71
12-20-45 H L 51-62
12-28-46 A L 37-72
11-28-75 H L 58-60
12-11-76 A L 63-67
11-24-90 N W 100-73
Totals 429-525

Illinois Wesleyan (NU leads 1-0)
1-4-21 A W 32-1

Independence (NU leads 1-0)
2-22-1906 A W 41-16

Indiana (NU trails 1-8)
2-5-20 H L 20-24
2-6-20 H W 38-18
12-23-37 A L 42-43
12-15-39 H L 39-49
12-15-41 A L 29-56
12-30-42 H L 39-40
12-30-44 A L 42-65
12-21-74 A L 60-97
12-30-82 N L 50-67
Totals 369-449

Iona (NU leads 2-0)
3-21-83 H W 85-73
12-20-00 N W 81-80
Totals 166-153

Iowa (NU trails 7-12)
1-28-1907 H W 25-17
2-22-1907 A L 29-32
3-6-1908 A L 26-39
1-25-30 H W 41-26
12-19-31 A L 29-34
12-20-34 H L 24-31
12-30-41 A W 41-34
12-19-42 H W 52-43
12-10-43 A L 33-50
12-16-44 H L 45-61
12-17-45 A L 35-61
12-12-53 H W 81-70
12-6-54 A L 61-84
12-3-55 A L 51-60
12-3-56 H W 67-43
12-5-70 H W 73-71
12-21-71 A L 77-86
12-2-75 A L 65-72
11-27-76 H L 57-71
Totals 912-985

IPFW (NU leads 2-0)
12-14-02 H W 63-46
11-26-07 H W 79-62
Totals 142-108

Kansas City YMCA (NU leads 1-0)
1-29-1906 H W 25-24

K.C. Athletic Club (NU trails 2-3)
1-13-1906 H W 33-22
2-23-1906 A L 21-49
2-25-1906 A W 26-25
1923-24 A L 18-27
1-2-26 A L 20-36
Totals 118-159

Kent State (NU leads 2-0)
12-5-92 H W 85-61
12-21-00 N W 69-68
Totals 154-129

Kentucky (NU trails 1-2)
12-18-40 H W 40-39
12-16-41 A L 27-42
12-15-72 A L 60-85
Totals 127-166

Knox (NU leads 1-0)
2-26-20 A W 31-24 (OT)

La Salle (Series tied 1-1)
12-16-66 N L 76-99
12-18-71 H W 75-60
Totals 151-159

Lawrence (NU leads 1-0)
1904-05 W 37-24

Lehigh (NU leads 1-0)
12-4-87 H W 71-66

Lewis (NU trails 0-1)
1904-05 L 32-61

Lincoln High (NU leads 1-0)
1903-04 W 49-26

Lincoln YMCA (NU leads 10-4)
2-2-1897 H W 11-8
2-23-1897 H W 23-14
1-8-1898 H L 9-15
2-1-1898 H L 13-20
1899-00 H W 39-7
1900-01 H W 10-8
2-1-1902 H W 32-30
12-18-1902 H W 25-18
1-24-1903 H L 24-35
2-20-1903 H W 33-20
1903-1904 W Score NA
1903-1904 W Score NA
1903-1904 H W 31-12
12-17-1908 H L 16-34
Totals 266-221

Lipscomb (NU leads 2-0)
1-7-03 H W 70-60
12-22-03 H W 75-52
Totals 145-112

Long Beach State (NU leads 3-0)
12-6-74 N W 67-55
1-9-95 A W 82-71
1-6-96 H W 69-68
Totals 218-194

Longwood (NU leads 1-0)
11-18-05 H W 80-65

Louisiana State (NU trails 0-1)
12-30-88 N L 87-90

Louisiana Tech (NU leads 1-0)
11-20-05 H W 59-56

Louisville (NU trails 0-2)
12-30-46 A L 53-68
12-30-79 N L 58-65
Totals 111-133

Loyola (Ill.) (Series tied 1-1)
12-26-36 A L 35-53
2-19-38 H W 39-38
Totals 74-91

Loyola Marymount (NU leads 1-0)
12-12-80 N W 67-66

Lubbock Christian (NU leads 1-0)
11-21-06 H W 65-42

MacMurray (NU leads 1-0)
12-15-73 H W 76-50

Mankato State (NU leads 1-0)
12-22-76 H W 64-61

Marquette (Series tied 4-4)
12-20-33 A L 22-25
12-14-40 H W 35-20
12-31-45 A L 36-49
12-21-57 A L 64-79
12-8-58 H W 62-60
3-11-87 H W 78-76
12-21-04 A L 62-81
11-30-05 H W 84-74
Totals 445-464

Marshall (NU trails 0-1)
3-13-67 N L 88-119

Marshfield (NU leads 1-0)
2-19-1907 A W 33-16

Maryland-Baltimore Co. (NU leads 1-0)
1-17-89 H W 86-65

Maryland-Eastern Shore (NU leads 1-0)
1-4-08 H W 86-50

Memphis (NU trails 0-1)
12-22-54 A L 79-86

Menasha (NU leads 1-0)
1904-05 W 37-19

Mesa (NU leads 1-0)
1-7-83 H W 94-57

Miami (NU leads 3-1)
12-22-51 A L 60-70
12-18-70 H W 85-58
12-16-00 N W 72-64
12-30-06 A W 82-67
Totals 299-259

Miami (Ohio) (NU leads 2-1)
12-17-62 H W 72-69
11-27-89 A L 71-91
12-22-90 H W 88-73
Totals 231-233

Michigan (NU trails 2-6)
12-29-49 N L 65-67
12-10-55 A L 71-77
12-8-56 H W 73-60
12-7-57 A L 57-81
12-6-63 A L 55-80
12-12-64 H W 74-73
3-6-80 A L 69-76
12-28-92 N L 73-88
Totals 537-602

Michigan State (NU trails 6-8)
2-13-20 H W 43-26
2-14-20 H W 39-20
12-27-56 N L 65-79
12-20-58 A L 55-80
12-17-59 H L 80-82 (OT)
12-20-67 A L 70-74
12-16-68 H W 73-59
12-29-83 N L 45-58
11-30-88 H L 75-77
11-29-89 A L 69-80
11-28-90 H W 71-69
12-4-91 A L 78-101
12-18-93 A W 85-81
12-10-94 H W 96-91 (OT)
Totals 944-977

Middle Tennessee State (NU trails 0-1)
12-8-73 N L 65-76

Millikin (NU trails 0-1)
1-4-35 A L 35-36

Minneapolis YMCA (NU leads 1-0)
1903-04 W 15-10

Minnesota (NU trails 15-48)
2-15-1902 A L 9-52
3-7-1903 A L 14-41
1903-1904 L 21-42
1904-05 W 22-21
1904-05 W 28-25
2-15-1907 A L 19-20
2-16-1907 A L 18-20
2-28-1908 A L 12-43
2-29-1908 A L 10-32
2-5-1909 A L 17-24
2-6-1909 A L 21-39
2-19-1909 H L 26-28
2-20-1909 H L 20-29
2-18-10 A L 14-33
2-19-10 A L 9-27
1-27-11 A L 10-25
1-28-11 A L 15-40
1-26-12 A L 15-40
1-25-13 A L 11-20
2-6-14 A W 21-16
2-7-14 A W 14-9
1-8-15 A L 18-22
1-9-15 A L 9-23
12-29-31 A L 24-32
12-23-32 A L 25-27
1-2-33 H L 22-32
1-1-34 A L 16-32
12-29-34 H W 26-24
12-20-35 A W 41-24
12-21-36 H W 29-24
12-20-37 A L 28-33
12-21-38 H L 37-66
12-23-39 A L 37-61
12-21-40 H L 36-43
12-27-41 A L 32-56
12-13-43 A L 21-40
1-22-44 H L 32-45
12-22-44 H L 54-55
12-8-45 A L 30-55
12-23-46 H L 58-66
12-13-47 A L 59-63
12-6-48 H L 52-61
12-2-50 A L 41-55
12-8-51 H L 55-63
12-13-52 A L 62-71
12-5-53 A L 64-75
12-13-58 A L 57-78
12-7-59 H W 76-66
12-8-76 H L 58-66
12-19-77 A W 63-49
11-28-78 H W 58-48
12-15-79 A L 58-75
11-26-95 N W 96-85
12-9-95 A L 80-91
12-21-96 H L 56-70
12-13-97 A W 70-66
12-19-98 H L 51-55
12-31-99 H W 90-78
12-28-00 A L (ot) 70-74
12-22-01 A L 72-81
12-8-02 H W 80-60
12-29-03 A W 77-60
12-8-04 H L 48-57
Totals 2,414-2,933

Minnesota Ag College (NU trails 0-1)
3-6-1903 A L 4-13

Minnesota-Duluth (NU leads 1-0)
12-3-73 H W 77-50

Mississippi (Mississippi leads 2-1)
12-17-77 H W 80-70
12-16-78 N L 67-70
3-24-08 A L 75-85 (ot)
Totals 222-225

Mississippi State (NU trails 0-1)			
12-30-95	N	L	66-69
Missouri-St. Louis (NU leads 1-0)			
12-27-86	H	W	89-63
Missouri Southern (NU leads 1-0)			
12-2-77	H	W	61-54
Missouri Western (NU leads 1-0)			
12-20-82	H	W	93-43
Monmouth (NU leads 1-0)			
12-4-99	H	W	63-47
Montana (NU leads 3-2)			
12-19-36	H	W	53-39
12-6-58	H	W	75-43
12-23-59	A	L	58-64
12-23-80	H	W	69-46
11-29-82	A	L	51-61
Totals			306-253
Montana State (NU leads 4-1)			
1-11-30	H	L	30-61
12-23-77	H	W	104-60
12-3-84	H	W	86-65
12-14-85	A	W	76-59
1-2-05	H	W	78-45
Totals			374-290
Morehead State (NU leads 2-0)			
12-29-88	N	W	81-77
12-2-94	H	W	96-55
Totals			177-132
Morgan State (NU leads 1-0)			
12-6-04	H	W	64-34
Morningside (NU leads 7-0)			
1903-04		W	57-27
1-26-11	A	W	23-19
1-27-12	A	W	62-10
12-17-19	H	W	37-14
12-18-19	H	W	39-9
2-24-20	A	W	44-12
2-25-20	A	W	50-13
Totals			312-104
Morrison (NU trails 0-1)			
3-5-1908	A	L	19-23
Muscatine (NU trails 0-1)			
1-11-1908	H	L	21-39
Murray State (NU trails 0-2)			
11-25-90	N	L	79-81
12-30-00	H	L	71-79
Totals			150-160
NATTC (NU trails 0-1)			
1-15-45	A	L	34-57
Navy Pre-Flight (NU trails 0-2)			
1-30-45	H	L	42-62
2-20-45	A	L	41-55
Totals			83-117
Nebraska-Omaha (NU leads 2-0)			
1-25-88	H	W	96-67
11-14-06	H	W	76-62
Totals			172-129
Nebraska Wesleyan (NU leads 20-6)			
12-13-1898	H	W	37-5
2-2-1899	A	W	57-3
1899-00	H	W	42-9
1-18-1902	H	W	63-14
1903-04	W		47-10
1903-04	L		31-32
1903-04	W		25-9
1904-05	W		32-31

1904-05	W		57-23
1-11-1907	A	W	38-26
3-25-1907	H	W	59-11
12-18-1907	A	W	33-19
3-8-1909	A	L	32-62
1-14-11	H	W	42-26
1-18-13	H	W	39-26
2-7-13	A	W	27-20
1-23-14	H	W	29-20
1-24-14	H	L	18-24
2-5-15	A	W	13-9
3-3-15	H	L	15-39
2-18-16	A	L	19-23
1916-17	W		27-14
1916-17	L		15-18
1917-18	A	W	18-10
1917-18	H	W	24-14
1922-23	H	W	24-22
Totals			863-519
Nevada-Las Vegas (Series tied 1-1)			
12-23-78	A	L	63-79
3-10-99	H	W	68-55
Totals			131-134
Nevada (NU leads 3-1)			
12-30-47	A	L	58-63
12-14-70	H	W	116-71
12-12-77	H	W	67-50
3-18-97	A	W	78-68
Totals			319-252
New Mexico State (Series tied 1-1)			
12-20-75	A	W	79-75
3-19-93	N	L	79-93
Totals			158-168
New Orleans (NU leads 1-0)			
11-22-97	H	W	81-66
Niagara (NU leads 2-0)			
1-1-38	A	W	43-37
3-19-04	H	W	78-70
Totals			121-107
Norfolk State (NU leads 1-0)			
11-20-07	H	W	83-48
North Carolina (NU trails 0-1)			
1-6-73	N	L	62-79
North Carolina A&T (NU leads 4-0)			
11-28-98	H	W	65-47
11-20-01	H	W	69-57
12-18-04	H	W	71-49
12-19-05	H	W	107-57
Totals			312-210
North Carolina Central (NU leads 1-0)			
12-22-07	H	W	71-28
UNC Greensboro (NU leads 2-0)			
11-16-97	H	W	75-51
11-14-98	H	W	79-59
Totals			154-110
UNC Wilmington (NU leads 1-0)			
12-5-97	H	W	85-68
North Dakota (Series tied 1-1)			
12-29-33	A	L	22-50
12-22-34	H	W	34-21
Totals			56-71
North Dakota State (NU leads 1-0)			
12-30-33	A	W	32-29
North Texas (NU leads 4-0)			
11-24-72	H	W	64-46
12-10-74	A	W	69-56
12-2-88	H	W	90-84
11-29-06	H	W	76-57
Totals			299-243

NE Louisiana (NU leads 1-0)			
11-25-94	H	W	99-77
NE Missouri State (NU leads 3-0)			
12-14-73	H	W	67-54
12-7-83	H	W	82-61
1-11-86	H	W	99-56
Totals			248-171
Northeastern Illinois (NU leads 2-0)			
12-21-94	H	W	101-60
12-18-95	H	W	94-76
Totals			195-136
Northern Colorado (NU leads 3-0)			
1-2-48	A	W	58-54
12-19-49	H	W	63-43
1-3-06	H	W	60-50
Totals			241-147
Northern Illinois (NU leads 2-1)			
1-12-89	H	W	71-56
12-5-89	A	L	56-65
2-18-91	H	W	82-73
Totals			209-194
Northern Iowa (NU leads 13-1)			
12-11-48	H	W	63-52
12-14-49	H	W	60-54
12-19-50	H	W	63-55
12-1-51	H	W	60-44
12-1-60	H	W	78-68
12-10-62	H	W	78-59
12-7-70	H	W	95-71
12-20-73	H	W	73-55
12-29-81	A	W	53-42
12-17-83	H	W	90-64
12-31-93	H	W	70-63
12-22-94	A	W	95-88 (OT)
12-16-95	H	L	104-109
2-13-97	A	W	77-69
Totals			1,056-893
Northern Michigan (NU leads 1-0)			
12-15-69	H	W	92-68
NW Missouri State (NU leads 10-0)			
12-1-48	H	W	59-39
12-7-49	H	W	58-39
12-4-50	H	W	61-39
12-11-51	H	W	59-43
1-21-55	H	W	74-54
12-1-58	H	W	85-44
12-13-76	H	W	88-53
12-20-80	H	W	79-59
1-7-84	H	W	93-67
1-5-87	H	W	105-64
Totals			761-501
Northwestern (NU leads 3-1)			
12-21-33	A	L	22-35
11-29-75	H	W	79-68
12-20-76	A	W	71-68
11-27-99	N	W	61-52
Totals			233-223
Notre Dame (NU leads 5-2)			
2-20-20	A	W	25-18
2-21-20	H	W	31-15
2-18-21	H	W	25-18
2-19-21	H	W	39-21
12-9-57	A	L	56-69
12-14-59	H	L	62-70
12-11-61	H	W	65-61
Totals			303-262
Ohio (NU leads 3-0)			
12-19-57	H	W	61-53
12-16-61	H	W	81-64
12-3-93	H	W	94-68
Totals			236-185

Ohio State (NU trails 2-4)			
12-22-36	H	W	32-23
12-11-37	A	L	31-42
12-30-85	N	W	69-66
12-5-87	H	L	63-72
12-14-88	A	L	76-103
3-20-89	A	L	74-85
Totals			345-391
Oklahoma City (Series tied 1-1)			
1-18-64	H	W	74-65
2-8-66	A	L	81-85 (OT)
Totals			155-150
Omaha Alumni (NU leads 3-0)			
1-17-13	A	W	46-13
1-10-14	A	W	44-22
2-17-14	A	W	40-19
Totals			130-54
Omaha A.C. (NU leads 2-0)			
1-9-20	H	W	51-10
1-10-20	H	W	26-23
Totals			77-33
Omaha Christian (NU leads 1-0)			
1903-04	W		35-26
Omaha YMCA (NU leads 6-3)			
1-15-1898	H	L	12-16
2-22-1898	A	W	10-9
1-20-1899	H	W	21-14
1899-00	H	W	26-14
1900-01	A	W	13-11
1900-01	H	W	20-12
1900-01	L		20-28
1904-05	W		24-21
1904-05	L		29-30
Totals			175-155
Old Dominion (NU leads 1-0)			
12-30-96	N	W	72-66
Oral Roberts (NU leads 2-1)			
12-22-99	H	W	80-65
11-18-00	A	L	83-87
12-8-01	H	W	61-55
Totals			223-207
Oregon (NU leads 7-4)			
12-22-41	H	L	42-49
12-21-53	A	L	68-84
12-22-53	A	L	72-74
12-2-66	H	W	79-56
12-7-69	A	W	85-77
12-1-86	H	W	76-60
12-12-87	A	W	67-62
11-25-95	N	W	114-106
12-29-95	N	W	99-76
12-9-06	A	L	56-68
12-15-07	*H	W	88-79 (ot)
Totals			846-791
<i>*at West Center Omaha</i>			
Oregon State (NU trails 3-5)			
12-30-40	A	L	38-61
12-28-45	H	W	48-40
12-19-53	A	L	55-83
12-19-59	A	L	60-63
12-21-59	N	L	65-67
12-7-65	H	W	75-63
12-6-69	A	L	67-79
11-30-96	H	W	75-67
Totals			483-523
Ottumwa Navy (NU leads 2-0)			
12-7-46	H	W	65-45
2-1-47	A	W	72-53
Totals			137-98
Pacific (NU leads 3-1)			
12-10-66	H	W	90-78
12-19-75	N	W	85-59

1-4-2000	H	W	92-68
12-29-01	A	L	52-75
Totals			319-280

Pennsylvania (NU trails 0-1)
 3-17-94 N L 80-90

Penn State (NU trails 1-2)
 12-9-80 H W 75-50
 12-21-81 A L 58-60
 3-21-95 H L 59-65
 Totals 192-175

Pentahlon (NU leads 1-0)
 12-27-44 H W 54-40

Pepperdine (NU leads 1-0)
 12-2-89 H W 104-100

Pittsburgh (NU trails 1-3)
 1-4-30 A L 27-34
 12-19-30 H L 22-23
 12-11-99 H W 69-57
 12-2-00 A L 51-52
 Totals 169-166

Port Washington (NU leads 1-0)
 1904-05 W 47-36

Portage Co. F (NU trails 0-2)
 2-20-1907 A L 23-27
 3-2-1908 A L 16-39
 Totals 39-66

Portland (NU leads 2-0)
 12-17-66 N W 71-69
 12-4-93 H W 111-85
 Totals 182-154

Portland State (NU leads 1-0)
 12-1-79 H W 74-52

Presbyterian (NU leads 1-0)
 11-10-07 H W 67-52

Princeton (NU leads 1-0)
 12-27-57 N W 74-64

Purdue (NU trails 2-6)
 12-8-47 H L 56-60
 12-17-48 A L 47-64
 12-17-56 H W 65-62
 12-14-57 H L 61-70
 12-7-63 A L 75-81
 12-5-64 H W 96-85
 12-2-78 H L 47-58
 12-11-79 A L 56-78
 Totals 503-558

Ripon (NU trails 0-1)
 1904-05 L 28-32

Rutgers (NU trails 1-2)
 11-28-99 N L 62-81
 12-2-06 A L 73-75
 12-9-07 H W 63-51
 Totals 198-207

Sacramento State (NU leads 3-0)
 12-13-78 H W 91-56
 1-6-82 H W 93-61
 1-20-93 H W 86-70
 Totals 270-187

Sacred Heart (NU leads 1-0)
 1-24-13 A W 31-9

Saint Louis (Series tied 3-3)
 12-28-29 A L 27-37
 2-12-30 H W 45-43
 2-10-32 H L 28-31
 3-3-34 H W 29-25

1-5-35	A	L	28-30
11-23-90	N	W	107-79
Totals			264-245

St. Francis (Pa.) (NU leads 1-0)
 1-6-04 H W 93-49

St. Mary's (Calif.) (Series tied 1-1)
 12-17-46 H L 54-58
 12-10-75 H W 68-57
 Totals 122-115

St. Joseph's (Iowa) (NU leads 3-0)
 1-23-13 A W 25-11
 2-5-14 A W 48-11
 1916-17 W 21-11
 Totals 94-33

St. Joseph's (Pa.) (NU leads 1-0)
 3-28-96 N W 60-56

St. Thomas (Minn.) (NU leads 1-0)
 1916-17 W 23-8

St. Thomas (Pa.) (NU leads 1-0)
 12-30-36 A W 42-41

Sam Houston State (NU leads 3-1)
 1-5-89 H W 89-70
 1-6-90 H W 99-91
 11-23-91 H W 91-42
 12-15-01 H L 70-74
 Totals 349-277

San Diego State (NU trails 0-1)
 12-3-71 H L 61-63

San Francisco (NU leads 2-1)
 12-30-86 N W 66-60
 12-27-98 A W 62-52
 12-20-99 H L 60-64
 Totals 188-176

San Jose State (Series tied 2-2)
 12-29-47 A L 38-39
 12-23-71 H W 80-63
 12-17-74 H L 66-80
 12-3-88 H W 90-76
 Totals 274-258

Santa Clara (NU trails 1-2)
 1-3-36 A L 48-61
 12-12-50 A W 53-38
 12-29-84 A L 59-78
 Totals 160-177

Savannah State (NU leads 3-0)
 1-2-02 H W 66-47
 1-3-07 H W 81-53
 12-11-07 H W 82-37
 Totals 229-137

Shattuck (NU leads 2-0)
 1904-05 W 44-22
 3-22-1906 A W 59-23
 Totals 103-45

Simpson (Series tied 1-1)
 2-18-14 A L 21-22
 1916-17 W 20-13
 Totals 41-35

Sioux City YMCA (Series tied 1-1)
 2-17-1902 A W 42-24
 1903-1904 L 14-49
 Totals 56-73

Sonoma State (NU leads 1-0)
 1-5-81 H W 84-49

South Carolina (Series tied 1-1)
 1-6-76 H W 69-68
 1-3-77 A L 49-54
 Totals 118-122

South Dakota (NU leads 30-5)
 2-4-11 H W 30-25
 1-23-20 H W 41-12
 1-24-20 H W 33-12
 1-21-21 H W 39-13
 12-18-25 H L 19-20
 12-20-28 H W 36-25
 1-15-29 H W 46-28
 12-13-30 A W 18-17
 12-12-31 H L 36-41
 2-18-33 H W 34-25
 2-3-36 H W 48-27
 12-11-36 A L 31-33
 12-17-37 H W 44-28
 12-10-38 H W 44-30
 12-9-39 H W 39-15
 12-6-40 A L 39-40
 12-12-41 H W 48-28
 12-7-42 A L 30-40
 12-18-43 H W 41-31
 12-11-45 H W 52-29
 12-4-46 H W 68-37
 12-16-47 H W 65-38
 1-29-49 H W 72-50
 1-2-50 H W 47-40
 1-3-51 H W 74-49
 1-26-52 H W 82-59
 12-6-52 H W 65-53
 12-15-53 H W 70-53
 12-11-54 H W 87-51
 12-7-64 H W 74-63
 12-18-65 H W 77-60
 12-5-67 H W 94-61
 1-3-76 H W 72-59
 12-10-77 H W 74-64
 12-1-84 H W 101-69
 Totals 1,870-1,325

South Dakota State (NU leads 10-0)
 1-14-30 H W 29-27
 2-1-46 H W 52-50
 2-4-47 H W 53-34
 2-3-48 H W 66-56
 12-3-49 H W 61-32
 12-2-57 H W 64-52
 11-30-74 H W 87-72
 11-30-79 H W 100-83
 12-7-81 H W 70-51
 12-8-05 H W 76-67
 Totals 658-524

South Florida (Series tied 1-1)
 12-5-02 A L 60-65
 12-6-03 H W 75-52
 Totals 135-117

Southern Colorado (NU leads 1-0)
 11-29-84 H W 89-67

Southern Illinois (NU leads 2-0)
 11-26-85 H W 85-50
 12-10-86 A W 87-85
 Totals 172-135

Southern Methodist (NU leads 4-2)
 12-19-51 A L 55-61
 12-7-61 H W 63-60
 12-12-70 A L 75-80
 12-11-71 H W 84-76
 12-20-74 N W 69-67
 12-22-00 N W 72-70
 Totals 418-414

Southern Miss (NU trails 0-2)
 3-24-87 N L 75-82
 11-26-99 N L 48-75
 Totals 123-157

Southern Utah (NU leads 3-0)
 11-30-91 A W 106-101
 1-5-93 H W 100-85
 1-5-94 H W 89-85
 Totals 295-271

SE Missouri State (NU leads 2-0)
 1-15-83 H W 98-46
 11-27-05 H W 69-54
 Totals 167-100

SW Missouri State (NU leads 1-0)
 1-15-83 H W 98-46

SW Texas State (NU leads 1-0)
 12-4-98 H W 63-54

SW Louisiana (NU trails 0-1)
 12-29-92 N L 80-109

Springfield (Mass.) (NU leads 1-0)
 12-17-52 H W 82-73

Stanford (NU trails 3-6)
 1-3-33 H L 17-21
 1-2-35 H L 31-34
 1-4-36 A L 39-42
 1-3-39 A L 47-56
 12-20-39 H W 48-47
 12-27-40 A L 46-57
 12-27-47 A W 51-47
 12-23-61 A L 59-72
 12-20-65 H W 71-67
 Totals 409-443

Stevens Point A.C. (NU trails 0-1)
 1900-01 A L 13-38

Tampa (NU trails 0-1)
 12-21-51 A L 76-81

Temple (NU trails 0-1)
 1-1-37 A L 27-43

Tennessee (NU leads 2-0)
 12-13-03 H W 77-62
 12-30-04 A W 62-61
 Totals 139-123

Tennessee Tech (NU leads 1-0)
 12-14-90 H W 113-92

Texas-Arlington (NU leads 1-0)
 12-21-92 H W 116-95

TCU (NU leads 3-2)
 12-20-51 A L 57-58 (OT)
 12-11-70 A W 69-64
 12-11-72 H W 72-58
 3-24-83 H W 67-57
 3-15-99 A L 89-101
 Totals 354-338

Texas Southern (NU leads 1-0)
 11-27-04 H W 78-58

Texas-San Antonio (NU leads 5-0)
 11-27-93 H W 96-85
 12-3-96 H W 79-76
 11-29-97 H W 68-59
 11-28-01 H W 81-63
 12-1-02 H W 69-53
 Totals 393-336

Toledo (NU leads 3-0)
 12-8-90 H W 105-68
 1-2-92 A W 57-52
 11-24-95 N W 72-59
 Totals 234-179

Topeka YMCA (Series tied 1-1)

3-3-1902	A	L	36-52
3-22-1902	H	W	27-13
Totals			63-65

Tulane (NU leads 2-0)

3-17-83	H	W	72-65
3-26-96	N	W	90-78
Totals			162-143

Tulsa (NU trails 0-2)

12-1-97	A	L	68-85
12-1-98	H	L	49-52
Totals			117-137

UCLA (NU trails 2-5)

12-29-38	A	W	35-30
12-30-38	A	L	40-42
12-20-41	H	L	36-42
12-16-55	H	W	71-65
11-30-56	A	L	56-69
12-1-56	A	L	60-78
3-19-85	A	L	63-82
Totals			361-408

UMKC (NU leads 10-1)

12-8-82	H	W	69-50
11-25-89	H	W	91-76
1-9-91	A	W	97-78
1-20-92	H	W	74-71
1-9-93	A	W	66-65
1-5-94	H	W	92-71
1-18-95	A	W	63-60
1-17-96	H	W	87-69
12-11-96	A	W	76-64
12-30-98	A	W	81-65
12-8-00	H	L	71-82
Totals			864-751

USC (NU trails 1-5)

12-21-62	H	L	49-58
12-22-62	H	L	53-55
12-20-63	A	L	73-79
12-21-63	A	L	64-79
11-25-91	H	W	93-84
12-23-92	A	L	64-74
Totals			396-429

Utah (NU trails 1-2)

12-30-35	A	W	48-47
12-27-39	H	L	40-63
12-13-80	A	L	55-57
Totals			143-167

Utah State (NU leads 2-0)

12-7-60	H	W	65-60
3-8-78	H	W	67-66
Totals			132-126

Utah Valley State (NU leads 1-0)

2-1-05	H	W	91-57
--------	---	---	-------

Valparaiso (NU leads 2-0)

2-27-20	A	W	30-17
2-28-20	A	W	35-20
Totals			65-37

Vanderbilt (NU trails 2-4)

12-21-55	H	L	48-66
12-22-56	A	L	54-78
12-7-73	A	L	58-82
12-23-74	H	W	81-66
12-22-75	A	W	68-57
12-30-97	N	L	69-80
Totals			378-429

Villanova (NU trails 0-2)

11-27-87	N	L	53-70
11-19-98	N	L	60-75
Totals			113-145

Virginia (NU leads 1-0)

12-27-97	N	W	80-65
----------	---	---	-------

Virginia Tech (NU trails 0-1)

11-26-94	N	L	81-87
----------	---	---	-------

Wagner (NU leads 1-0)

12-30-89	H	W	88-67
----------	---	---	-------

Washburn (NU leads 1-0)

1-16-1908	A	W	26-25
-----------	---	---	-------

Washington (NU trails 3-6)

12-27-30	A	L	38-41
12-29-30	A	L	24-27
12-30-30	A	L	32-38
12-8-50	A	L	49-54
12-9-50	A	L	53-71
12-6-75	H	L	63-75
11-29-76	A	W	59-58 (OT)
3-21-87	H	W	81-76
3-12-97	H	W	67-63
Totals			466-503

Washington (Mo.) (NU leads 12-6)

1917-18	A	L	17-44
2-7-19	H	W	35-25
2-8-19	H	W	28-13
1-7-22	H	W	31-23
2-25-22	A	W	33-32
1922-23	H	L	32-34
1922-23	A	W	24-22
2-9-24	A	W	32-18
1923-24	H	W	38-17
2-20-25	A	W	24-20
3-5-25	H	L	16-36
2-20-26	H	W	26-20
3-6-26	A	L	14-22
1926-27	A	W	37-20
1926-27	H	W	41-24
12-16-27	A	L	27-28
1-9-28	H	L	19-30
1-11-49	H	W	48-45
Totals			522-473

Washington State (NU leads 6-2)

12-12-66	H	W	100-75
12-13-66	H	W	80-78
12-8-67	A	L	70-93
12-9-67	A	W	91-76
12-22-84	H	L	58-63
12-12-85	A	W	79-72
3-19-96	H	W	82-73
11-21-98	N	W	95-84
Totals			655-614

Weber State (NU leads 1-0)

11-26-96	H	W	83-66
----------	---	---	-------

Wesleyan Auto (NU trails 0-1)

3-5-14	H	L	19-31
--------	---	---	-------

West Virginia (NU trails 0-1)

1-2-30	A	L	19-45
--------	---	---	-------

Western Carolina (NU trails 0-1)

12-3-99	H	L	72-74
---------	---	---	-------

Western Illinois (NU leads 4-0)

12-21-77	H	W	73-72
12-17-94	H	W	69-62
11-19-97	H	W	86-57
12-5-01	H	W	72-53
Totals			300-244

Western Kentucky (NU trails 1-3)

12-31-46	A	L	56-74
3-14-86	N	L	59-67
1-6-07	H	W	82-71
12-5-07	A	L	62-69 (OT)
Totals			269-281

Western Reserve (NU leads 2-0)

12-28-36	A	W	41-35
12-21-48	A	W	83-80
Totals			124-115

Wichita State (NU leads 6-5)

12-12-55	A	L	46-71
12-3-60	H	L	63-65
12-4-61	A	L	49-79
12-10-68	H	W	94-92 (3OT)
12-6-69	A	W	81-79 (OT)
12-23-70	A	W	72-71
12-4-71	H	L	61-74
1-7-74	A	L	58-66
12-14-74	H	W	78-65
12-12-92	A	W	71-64
12-11-93	H	W	94-72
Totals			767-798

Winthrop (NU leads 2-0)

11-27-00	H	W	65-44
11-24-01	H	W	73-65
Totals			138-109

Wisconsin (NU leads 10-6)

1903-04	H	W	25-22
2-21-1907	A	L	31-35
3-3-1908	A	L	4-43
1-4-22	A	L	14-27
12-30-39	A	W	53-43
1-4-41	H	L	31-46
12-19-55	A	L	52-71
12-10-56	H	W	53-51
12-1-65	A	W	101-88
11-30-68	H	W	68-55
12-27-79	N	W	83-82 (OT)
12-5-83	A	W	71-69 (2OT)
12-12-84	H	W	53-51
12-11-90	A	W	75-63
12-11-91	H	W	86-67
11-22-98	N	L	41-78
Totals			841-891

UW-Green Bay (NU leads 2-0)

1-2-91	A	W	70-63
12-30-91	H	W	76-68
Totals			146-131

UW-Oshkosh (NU leads 1-0)

1-4-80	H	W	96-72
--------	---	---	-------

UW-Stevens Point (NU leads 2-0)

11-30-81	H	W	74-45
1-9-85	H	W	69-62
Totals			143-107

UW-Stout (NU leads 1-0)

11-23-85	H	W	71-53
----------	---	---	-------

UW-Superior (NU trails 0-1)

12-28-31	A	L	34-36
----------	---	---	-------

Wofford (NU leads 1-0)

12-2-01	H	W	65-46
---------	---	---	-------

Wyoming (NU leads 16-10)

1-20-34	H	L	24-33
12-15-34	A	L	23-26
12-27-35	A	W	46-42
1-13-36	H	W	31-22
12-23-38	H	W	38-30
12-5-57	H	W	77-66
12-20-61	A	L	70-71
12-2-63	H	W	79-72
12-3-64	A	L	68-94
12-7-66	A	L	98-102
12-23-67	H	W	82-74
12-1-70	A	W	68-63
12-1-71	H	W	81-63
12-1-72	A	L	59-65
12-1-73	H	W	70-62
11-28-80	H	L	59-62 (OT)

11-27-81	A	L	48-62
12-18-82	H	W	68-57
12-20-83	A	W	67-64
12-10-84	H	W	79-65
11-30-85	A	W	64-53
12-20-86	H	W	62-61
12-19-87	A	L	58-87
1-23-89	H	W	71-58
1-22-90	A	L	65-95
12-20-06	N	W	73-58
Totals			1,628-1,545

Xavier (NU trails 0-2)

3-19-84	A	L	57-58
3-14-91	N	L	84-89
Totals			141-147

Yale (NU leads 1-0)

11-19-05	H	W	73-64
----------	---	---	-------

York College (NU leads 1-0)

1916-17	W		23-14
---------	---	--	-------

Series vs. All Opponents

Opponent	First Mtg.	Last Mtg.	W-L
Air Force	1960	1982	4-1
Alabama	1955	1986	0-2
Alabama A&M	2005	2007	3-0
Alaska-Fairbanks	2000	2002	1-1
Alcorn State	2007	2007	1-0
Angelo State	1980	1980	1-0
Appalachian State	1993	1995	2-1
Arizona	1961	2000	2-2
Arizona State	1969	2007	3-3
Arkansas	1933	1998	2-6
Arkansas-Little Rock	1987	1987	1-0
Arkansas-Pine Bluff	2004	2006	2-0
Arkansas State	1989	1989	1-0
Arkansas Tech	1979	1979	1-0
Augustana (S.D.)	1969	1984	3-0
Baker	1905	1906	3-0
Ball State	1981	2002	1-2
Baylor	1950	2008	11-7
Bellevue	1906	1906	1-0
Bethune-Cookman	2003	2003	1-0
Bowling Green	1991	1997	2-1
Bradley	1938	1959	2-5
Brandeis (Omaha)	1917	1917	1-0
Brigham Young	1931	1936	1-3
Brooklyn	1987	1988	2-0
Brown Coll. "B" Tm.	1906	1906	1-0
Burgess-Nash	1916	1916	1-0
Butler	1930	1987	2-1
California	1938	1973	6-7
California-Davis	1978	1978	1-0
California-Irvine	1970	1987	2-2
California Santa Barbara	1979	2002	2-0
Cal State Bakersfield	1980	1980	1-0
Cal State Fullerton	1968	1968	1-0
Camp Funston	1918	1918	0-1
Canisius	1937	1985	1-1
Carleton	1932	1933	0-2
Centenary	2002	2002	1-0
Central City	1907	1907	1-0
Chaminade	1988	1989	2-0
Charlotte	2008	2008	1-0
College of Charleston	1995	1995	1-0
Cheyenne Business College	1903	1903	0-1
Chicago Central	1905	1905	0-1
Chicago State	1990	2005	2-0
Cincinnati	1949	1997	0-3
The Citadel	1991	1993	3-0
Colgate	1921	1999	3-1
Colorado	1903	2008	74-68
Colorado College	1903	1929	6-1
Colorado State	1947	1999	7-3
Columbia	1988	1988	1-0
Connecticut	1992	1997	0-2
Coppin State	1997	1997	1-0
Cornell (N.Y.)	1956	1983	2-0
Cotner College	1909	1917	4-1
Creighton	1923	2007	23-18
Crete	1907	1907	1-0
Delaware State	1995	2004	3-0
Denver	1907	2003	6-2
Denver YMCA	1903	1903	1-0
DePaul	1908	1983	1-4
Detroit	1938	1988	3-4
Doane	1899	1900	2-0
Drake	1909	1989	43-14
Duquesne	1949	1972	1-2
Eastern Illinois	1991	2001	5-0
Eastern Michigan	2003	2003	1-0
Eastern Washington	1980	2002	4-0
Emporia State	1956	1956	1-0
Evansville	1985	1986	1-1
Fairleigh Dickinson	2003	2003	1-0
Florida A&M	1994	1994	1-0
Florida State	2005	2005	1-0
Fond du Lac	1901	1901	0-1
Fordham	1993	1993	1-0
Fort Dodge	1905	1918	5-1
Fort Dodge Co. G.	1915	1915	0-1
Fort Riley	1906	1906	1-0
Fresno State	1952	1996	2-0
Furman	1988	1989	2-0
Gardner Naval Res.	1943	1943	0-2
George Washington	1937	1937	0-1
Georgia	1986	1995	1-1
Georgia Southern	1996	1996	1-0
Georgia State	1973	1974	2-0
Georgia Tech	1984	1984	0-1
Grambling State	1988	1998	2-1
Great Lakes	1942	1942	0-1
Greeley H.S.	1903	1903	1-0
Grinnell	1907	1928	17-7
Hamline	1915	1917	2-0
Harvard	1949	1990	3-0
Haskell	1902	1903	0-2
Hastings	1920	1920	1-0
Hawaii	1968	2006	2-6
Hawaii-Hilo	1977	1977	0-1
Highland Park	1904	1908	1-2
Hillyard's	1927	1927	0-1
Hofstra	2006	2006	0-1
Houston	1963	2006	1-3
Hudson College	1907	1907	1-0
Idaho	1950	1990	3-4
Idaho State	1995	1995	1-0
Illinois	1921	1991	2-7
Illinois Wesleyan	1921	1921	1-0
Independence College	1906	1906	1-0
Indiana	1920	1983	1-8
Iona	1983	2001	2-0
Iowa	1907	1977	7-12
Iowa State	1909	2008	129-99
IPFW	2002	2007	2-0
Kansas	1900	2008	71-164
Kansas City YMCA	1906	1906	1-0
Kansas State	1908	2008	92-122
K.C. Athletic Club	1906	1926	2-3
Kent State	1993	2001	2-0
Kentucky	1941	1973	1-2
Knox	1920	1920	1-0
La Salle	1967	1972	1-1
Lawrence	1905	1905	1-0
Lehigh	1988	1988	1-0
Lewis	1905	1905	0-1
Lincoln High School	1904	1904	1-0
Lincoln YMCA	1897	1909	10-4
Lipscomb	2002	2003	2-0
Long Beach State	1975	1996	3-0
Longwood	2005	2005	1-0
Louisiana State	1989	1989	0-1
Louisiana Tech	2005	2005	1-0
Louisville	1947	1980	0-2
Loyola (Ill.)	1937	1938	1-1
Loyola Marymount	1981	1981	1-0
Lubbock Christian	2006	2006	1-0
MacMurray	1974	1974	1-0
Mankato State	1977	1977	1-0
Marquette	1934	2005	4-4
Marshall	1967	1967	0-1
Marshfield	1907	1907	1-0
Maryland Baltimore County	1989	1989	1-0
Maryland Eastern Shore	2008	2008	1-0
Memphis	1955	1955	0-1
Menasha	1905	1905	1-0
Mesa	1983	1983	1-0
Miami	1952	2006	3-1
Miami (Ohio)	1963	1991	2-1
Michigan	1950	1993	2-6
Michigan State	1920	1994	6-8
Middle Tenn. State	1974	1974	0-1
Millikin	1935	1935	0-1
Minneapolis YMCA	1904	1904	1-0
Minnesota	1902	2004	15-48
Minnesota Ag Coll.	1903	1903	0-1
Minnesota-Duluth	1974	1974	1-0
Mississippi	1978	2008	1-2
Mississippi State	1996	1996	0-1
Missouri	1908	2008	90-122
Missouri-St. Louis	1987	1987	1-0
Missouri Southern	1978	1978	1-0
Missouri Western	1983	1983	1-0
Monmouth	2000	2000	1-0
Montana	1937	1983	3-2
Montana State	1930	2005	4-1
Morehead State	1989	1995	2-0
Morgan State	2004	2004	1-0
Morningside	1904	1920	7-0
Morrison	1908	1908	0-1
Muscatine	1908	1908	0-1
Murray State	1991	2001	0-2
NATTC	1945	1945	0-1
Navy Pre-Flight	1945	1945	0-2
Nebraska-Omaha	1988	2006	2-0
Nebraska Wesleyan	1899	1923	20-6
Nevada-Las Vegas	1979	1999	1-1
Nevada	1948	1997	3-1
New Mexico State	1976	1993	1-1
New Orleans	1998	1998	1-0
Niagara	1938	2004	2-0
Norfolk State	2007	2007	1-0
North Carolina	1973	1973	0-1
North Carolina A&T	1999	2005	4-0
North Carolina Central	2007	2007	1-0
UNC Greensboro	1998	1999	2-0
UNC Wilmington	1998	1998	1-0
North Dakota	1934	1935	1-1
North Dakota State	1934	1934	1-0
North Texas	1973	2006	4-0
NE Missouri State	1974	1986	3-0
Northeastern Illinois	1995	1996	2-0
Northern Colorado	1948	2005	3-0
Northern Illinois	1989	1991	2-1
Northern Iowa	1949	1997	13-1
Northern Michigan	1970	1970	1-0
NW Missouri State	1949	1987	10-0
Northwestern	1934	2000	3-1
Notre Dame	1920	1962	5-2
Ohio	1958	1994	3-0
Ohio State	1937	1989	2-4
Oklahoma	1921	2008	81-103
Oklahoma City	1964	1966	1-1
Oklahoma State	1927	2008	62-51
Omaha Alumni	1913	1915	3-0
Omaha Athletic Club	1920	1920	2-0
Omaha Christian	1904	1904	1-0
Omaha YMCA	1898	1905	6-3
Old Dominion	1997	1997	1-0
Oral Roberts	2000	2002	2-1
Oregon	1942	2007	7-4
Oregon State	1941	1997	3-5
Ottumwa Navy	1947	1947	2-0
Pacific	1967	2002	3-1
Penn State	1981	1995	1-2
Pentahlon	1945	1945	1-0
Pepperdine	1990	1990	1-0
Pittsburgh	1930	2001	1-3
Port Washington	1905	1905	1-0
Portage Co. F	1907	1908	0-2
Portland	1967	1994	2-0
Portland State	1980	1980	1-0
Presbyterian	2007	2007	1-0
Princeton	1958	1958	1-0
Purdue	1948	1980	2-6
Ripon	1905	1905	0-1
Rutgers	2000	2007	1-2
Sacramento State	1979	1993	3-0
Sacred Heart College	1913	1913	1-0
Saint Louis	1930	1991	3-3
St. Francis (Pa.)	2004	2004	1-0
St. Mary's (Calif.)	1947	1976	1-1
St. Joseph's (Iowa)	1913	1917	3-0
St. Joseph's (Pa.)	1996	1996	1-0
St. Thomas (Minn.)	1917	1917	1-0
St. Thomas (Pa.)	1937	1937	1-0
Sam Houston State	1989	2002	3-1
San Diego State	1972	1972	0-1

San Francisco	1987	2000	2-1
San Jose State	1948	1989	2-2
Santa Clara	1936	1985	1-2
Savannah State	2002	2007	3-0
Shattuck	1905	1906	2-0
Simpson	1914	1917	1-1
Sioux City YMCA	1902	1904	1-1
Sonoma State	1981	1981	1-0
South Carolina	1976	1977	1-1
South Dakota	1911	1985	30-5
South Dakota State	1930	2005	10-0
South Florida	2002	2003	1-1
Southern Colorado	1985	1985	1-0
Southern Illinois	1986	1987	2-0
Southern Methodist	1952	2001	4-2
Southern Mississippi	1987	2000	0-2
Southern Utah	1992	1994	3-0
SE Missouri State	1983	2005	2-0
SW Missouri State	1983	1983	1-0
Southwest Texas State	1999	1999	1-0
Southwestern La.	1993	1993	0-1
Springfield (Mass.)	1953	1953	1-0
Stanford	1933	1966	3-6
Stevens Point A.C.	1901	1901	0-1
Tampa	1952	1952	0-1
Temple	1937	1937	0-1
Tennessee	2003	2004	2-0
Tennessee Tech	1991	1991	1-0
Texas	1965	2008	4-15
Texas-Arlington	1993	1993	1-0
Texas A&M	1970	2008	11-5
Texas Christian	1952	1999	3-2
Texas-San Antonio	1994	2002	5-0
Texas Southern	2004	2004	1-0
Texas Tech	1956	2008	14-9
Toledo	1991	1996	3-0
Topeka YMCA	1902	1902	1-1
Tulane	1983	1996	2-0
Tulsa	1998	1999	0-2
UAB	1979	2005	2-2
UCLA	1939	1985	2-5
UMKC	1983	2001	10-1
USC	1963	1993	1-5
Utah	1936	1981	1-2
Utah State	1961	1978	2-0
Utah Valley State	2005	2005	1-0
Valparaiso	1920	1920	2-0
Vanderbilt	1956	1998	2-4
Villanova	1988	1999	0-2
Virginia	1998	1998	1-0
Virginia Tech	1995	1995	0-1
Wagner	1990	1990	1-0
Washburn	1908	1908	1-0
Washington	1931	1997	3-6
Washington (Mo.)	1918	1949	12-6
Washington State	1967	1999	6-2
Weber State	1997	1997	1-0
Wesleyan Auto	1914	1914	0-1
West Virginia	1930	1930	0-1
Western Carolina	2000	2000	0-1
Western Illinois	1978	2002	4-0
Western Kentucky	1947	2007	1-3
Western Reserve	1937	1949	2-0
Wichita State	1956	1994	6-5
Winthrop	2000	2002	2-0
Wisconsin	1904	1999	10-6
UW-Green Bay	1991	1992	2-0
UW-Oshkosh	1980	1980	1-0
UW-Stevens Point	1982	1985	2-0
UW-Stout	1986	1986	1-0
UW-Superior	1932	1932	0-1
Wofford	2002	2002	1-0
Wyoming	1934	2006	16-10
Xavier (Ohio)	1984	1991	0-2
Yale	2005	2005	0-1
York College	1917	1917	1-0

NEBRASKA VS. NCAA DIVISION I CONFERENCES

Conference (Number of Teams)	G	W-L	Pct.
America East (9)	1	1-0	1.000
Atlantic 10 (14)	19	8-11	.421
Atlantic Coast (12)	8	4-4	.500
Atlantic Sun (12)	3	3-0	1.000
Big East (16)	34	8-26	.235
Big Sky (9)	20	17-3	.850
Big South (9)	2	2-0	1.000
Big Ten (11)	159	51-108	.319
Big West (9)	12	9-3	.750
Colonial Athletic (12)	3	3-0	1.000
Conference USA (12)	22	9-13	.409
Horizon (10)	14	8-6	.571
Ivy (8)	8	8-0	1.000
Metro Atlantic Athletic (10)	6	5-1	.833
Mid-American (13)	22	17-5	.772
Mid-Eastern Athletic (11)	11	11-0	1.000
Missouri Valley (10)	124	85-39	.685
Mountain West (9)	55	34-21	.618
Northeast (11)	4	4-0	1.000
Ohio Valley (11)	11	9-2	.818
Pacific-10 (10)	81	36-45	.444
Patriot League (8)	5	4-1	.800
Southeastern (11)	30	10-20	.333
Southern (12)	14	12-2	.857
Southland (12)	10	9-1	.900
Southwestern Athletic (10)	12	11-1	.917
Summit (10)	27	25-2	.926
Sun Belt (13)	19	14-5	.737
West Coast (8)	12	8-4	.667
Western Athletic (9)	30	16-14	.533
Independents (11)	11	11-0	1.000

NEBRASKA IN EXHIBITION PLAY (44-6)

Season	Opponent	.. Result ..	Score
1966-67	Swedish Nationals	W	103-78
1968-69	Athletes in Action	W	74-65
1972-73	Yugoslavian NationalsL.....	80-82
1978-79	Windsor	W	113-69
1981-82	Windsor	W	94-51
1982-83	Brandon	W	96-68
1983-84	Windsor	W	117-49
1985-86	Bratislava	W	101-67
1986-87	Club Bosnia	W	90-82
1987-88	CzechoslovakiaL.....	66-69
1988-89	Athletes in Action (ot)L.....	102-104
	Victoria All-Stars	W	109-84
1989-90	Brisbane Bullets	W	76-74
	Athletes in Action	W	104-90
1990-91	High Five America	W	128-89
	Czechoslovakia	W	92-71
1991-92	Ukraine Nationals	W	80-71
	High Five America	W	93-84
1992-93	Cuban Nationals	W	114-76
	Marathon Oil	W	126-96
1993-94	Kiev Baskets	W	122-59
	Marathon Oil	W	109-91
1994-95	USA Verich Reps	W	117-101
	Russian Red Army	W	105-83
1995-96	Spalding Americas	W	113-68
	Team Pella	W	97-75

1996-97	Pella Windows Basketball	W	82-71
	Marathon Oil	W	82-81
1997-98	Pella Windows Basketball	W	83-63
	Marathon Oil	W	87-72
1998-99	Pella Windows Basketball	W	67-61
	Next Level Sports	W	86-76
1999-2000	Calif. South All-Stars (ot)	W	107-99
	Ural Great-Russia (ot)L.....	98-102
2000-01	Global SportsL.....	62-74
	Sports Tours International	W	89-49
2001-02	Nebraska-Kearney	W	58-55
	Delta Jammers	W	75-57
2002-03	EA Sports	W	63-46
	Sports Tours International	W	113-76
2003-04	Alaska-Fairbanks	W	84-53
	Athletes in Action	W	78-73
2004-05	Monterrey Tech	W	89-48
	Nebraska-Kearney	W	84-71
2005-06	Nebraska-Omaha	W	70-65
	Holy Family (Pa.)	W	76-54
2006-07	Nebraska-Kearney	W	74-72
	SIU-EdwardsvilleL.....	50-54
2007-08	Nebraska Wesleyan	W	70-50
	Wayne State	W	74-51



2007-08 REVIEW



SEASON NOTES116-117

STATISTICS RECAP118-121

BOX SCORES122-131

SENIOR RECAP132

2007-08 Season Notes

HUSKERS REACH POSTSEASON, 20 WINS

After a strong run through the non-conference slate resulted in an 11-2 record, Nebraska suffered a tough 0-4 start to conference action before getting things headed in the right direction with a win at Missouri on Jan. 30. After that victory, Nebraska quickly became one of the hottest teams in the league and an opponent no one wanted to face, especially at the Devaney Center.

Nebraska posted a 7-5 run to end conference play that included back-to-back wins over nationally ranked teams for the first time since 1999. The Huskers won five of their final six regular-season home games against Big 12 teams and had the third-best record in the league over the final 12 conference games, trailing only co-Big 12 champions Texas and Kansas.

The defensive effort Coach Doc Sadler was able to coax out of the Huskers was evident even against some of the top competition. At No. 9 Texas, Nebraska overcame a double-figure first-half deficit to go into the final minute of the game tied with the Longhorns. That effort also carried into the conference tournament where Nebraska led eventual national champion Kansas by five points at halftime, 27-22, marking the Jayhawks' largest halftime deficit of the year and the fewest points KU scored in any half all season.

1. 1991	26
2. 1983	22
1978	22
1920	22
5. 1996	21
1987	21
7. 2008	20
1999	20
1998	20
1994	20
1993	20
1966	20

By winning a first-round game in the National Invitation Tournament with a 67-48 thumping of Charlotte, Nebraska earned its 20th win of the season. It was only the 12th 20-win campaign in 112 years of Nebraska basketball and the first by the Huskers since 1999. The postseason bid was Nebraska's first under Sadler and the 21st in school history. The Huskers advanced to the second round of the NIT for the 12th time in 15 appearances.

DOMINANT ON DEFENSE

The Huskers' strong defensive play kept them in nearly every game during the season, as Nebraska led the league in scoring defense – and ranked 18th nationally – by allowing just 60.7 points per game on the year. The impressive total was the second-lowest mark at Nebraska in more than 55 years.

1. 1998	40.0
2. 2004	40.0
3. 2008	40.2

Along with the stifling scoring defense, Nebraska also limited opponents to just 40.2 percent shooting, holding opponents to less than 40 percent from the floor in 13 contests. The average was the third-lowest percentage in school annals since 1961 and a total that ranked 28th nationally in 2007-08.

1. 1949	50.8
2. 1950	53.6
3. 1982	55.3
4. 1948	56.5
5. 1951	58.5
6. 1959	60.2
7. 2008	60.7

MARIC BREAKS INTO TOP FIVE

Behind strong junior and senior campaigns, center Aleks Maric placed his name among an elite list in Nebraska lore.

The 6-11, 275-pound big man scored more than 500 points each season to finish his career with 1,630 points, the fifth-highest total in school history and a number that ranks among the top 25 in the conference annals in the Big 12 era. Maric finished his illustrious career trailing only Dave Hoppen (2,167 points), Eric Piatkowski (1,934), Jerry Fort (1,882) and Andre Smith (1,717) in the Husker record book.

In addition to his scoring, Maric finished second all-time at Nebraska with 1,015 rebounds, becoming only the second player in the first 112 years of Nebraska basketball to record at least 1,000 career boards. Maric tied the NU single-season record with 335 rebounds as a senior and his 10.2 rebounds per game were third in the league and 19th nationally. His rebounding average was the second-highest since Chuck Jura set

the school record with 11.7 rebounds per game in 1972.

Maric's presence was felt throughout the Big 12 Conference as he set the league record for rebounds in conference-only games. He had 574 rebounds against Big 12 teams in his four years, and his 26 double-doubles against conference squads were also a league record.

Possibly the most impressive list Maric joined was the one for players who have posted at least 1,600 points and 1,000 rebounds. Maric was only the third to join the elite list in the Big 12 era, following Kansas' Nick Collison and Missouri's Arthur Johnson.

When he finished his career, Maric owned 15 individual marks in the Nebraska single-game, single-season and career record books. He was listed on more than 20 top-10 charts in the Husker record section and had earned more than 10 spots in the conference annals.

1. Dave Hoppen	2,167
2. Eric Piatkowski	1,934
3. Jerry Fort	1,882
4. Andre Smith	1,717
5. Aleks Maric	1,630

1. Venson Hamilton	1,080
2. Aleks Maric	1,015
3. Leroy Chalk	782
4. Dave Hoppen	773
5. Rich King	761

HUSKERS EARN LEAGUE ACCOLADES

Center Aleks Maric led the parade of Huskers earning league honors in 2007-08 as he became the first Nebraska player since 1999 to be selected to the All-Big 12 first team. Maric was chosen to the squad by the Associated Press and earned second-team honors from the league coaches. He also was tabbed a first-team all-district selection by the United States Basketball Writers Association (USBWA) and the National Association of Basketball Coaches (NABC).

Maric was the third Husker in the Big 12 era to earn first-team honors, joining 1999 Big 12 Player of the Year Venson Hamilton and Tyronn Lue (1997). Maric passed both by becoming the Huskers' all-time leader in Big 12 weekly awards. He accumulated four total awards, including three Big 12 Player-of-the-Week honors and one Big 12 Freshman-of-the-Week accolade during his career.

Along with Maric, a pair of first-year Huskers also caught the attention of the media as juniors Steve Harley and Ade Dagunduro were each named to the Big 12 All-Newcomer Team announced by the Associated Press. The junior college transfers were second and third, respectively, on the team in scoring while helping Nebraska to upsets of three nationally ranked teams, including two in league play.

Off the court, junior guard Paul Velandar continued his strong run in the classroom as he was named to the Academic All-Big 12 first team for the second consecutive season. Velandar, a biology education major, was also the team's top 3-point threat by hitting nearly 40 percent from beyond the arc.

SADLER SETS IMPRESSIVE COACHING MARKS

Only two years into his tenure at Nebraska, Coach Doc Sadler is already placing his name among the best coaches in program history. While he still has a long way to go before catching all-time wins leader Danny Nee, who had 254 wins at Nebraska between 1987 and 2000, Sadler has been as good as any former Husker mentor in his first two seasons in Lincoln.

1. Doc Sadler (2007-08)	37
Paul Schlisser (1920-21)	37
3. Danny Nee (1987-88)	34
4. Moe Iba (1981-82)	31
E.O. Stiehm (1912-13)	31

Sadler became the first coach in program history to record at least 17 victories in each of his first two seasons at Nebraska, posting 17 wins in 2006-07 and 20 wins in 2007-08. The combined 37 wins ties Sadler with Paul Schlisser for the most wins by a Nebraska coach in his first two years in Lincoln. Schlisser set the mark with 37 wins in 1919-20 and 1920-21.

ANDERSON CLIMBS 3-POINT CHARTS

Although his scoring average dipped mildly as a sophomore, Ryan Anderson saw many areas of his game improve as he continued to provide Nebraska with a valuable asset on the court in 2007-08.

Anderson led Nebraska with 980 minutes played and 50 3-pointers while finishing fourth on the team in scoring (8.4 ppg), second in rebounding (5.3 rpg) and steals (47) and third in assists (57). Despite standing 6-4 and playing out of position at the 4 spot, Anderson's rebound total (176) just missed making the all-time top 10 on the NU sophomore chart (Andre Smith had 186 as a sophomore in 1979), although he did finish the year ranked 18th in rebounding average in the Big 12 Conference.

While he missed out on the NU rebound chart, Anderson easily entered the list for 3-pointers made, as he was just the third sophomore in school history to record at least 50 treys in a season. With 98 3-pointers in his two-year career, Anderson needs just five 3-pointers in 2008-09 to move into the Nebraska all-time top 10. With a repeat performance of his sophomore campaign, Anderson would move to sixth all-time next year. At his current pace, he could become only the third player in Nebraska history with at least 200 career 3-pointers, joining Cary Cochran (268) and Eric Piatkowski (202).

NEW FACES MAKE MAJOR CONTRIBUTIONS

While Nebraska had one of the largest recruiting classes in school history with eight new scholarship players, only four saw action during the 2007-08 campaign, including three who made significant contributions in their first season in Lincoln.

Among the newcomers who played, juniors Ade Dagunduro and Steve Harley earned the most accolades as they were each selected to the Big 12 All-Newcomer Team by the league's sportswriters. Dagunduro, who was the only Husker to be named the Big 12 Rookie of the Week last year, finished the season averaging 8.9 points, 3.6 rebounds, 1.6 assists and 0.9 steals per game while starting 32 contests. Harley was second on the squad with 9.1 points per game – including 11.2 points per contest in league play – while averaging 2.6 rebounds and 1.1 steals per game.

Dagunduro started the season on a tear, helping Nebraska to wins over Arizona State and No. 16 Oregon in non-conference play. He again picked up the pace in the postseason when he averaged 15.5 points per game in two National Invitation Tournament (NIT) games. He ranked second on the team by hitting 49.1 percent from the floor, including nearly 55 percent against non-conference teams.

Harley scored in double figures in 12 of the final 18 games of the year after posting at least 10 points in just two of his first 14 contests. He was one of three Huskers to post a 20-point game, along with Aleks Maric and Ryan Anderson, as Harley had 20 points on 9-of-12 shooting in an upset of No. 24 Kansas State at home.

While the junior college transfers gained the postseason awards, freshman point guard Cookie Miller was a steady force for the Huskers as he averaged 6.1 points, 3.6 assists and 1.9 steals per game.

MILLER FLIES PAST THE COMPETITION

Point guard Cookie Miller quickly became a fan favorite at the Devaney Center during his impressive freshman season. The 5-6 speedster earned a starting nod in 24 games before suffering a severe shoulder sprain late in the regular season and finished the year averaging 6.1 points and 3.6 assists per game.

Despite his diminutive stature, Miller ranked second all-time on the Nebraska freshman chart for assists with 109, trailing only record-holder Tyronn Lue who had 144 assists as a rookie. Miller was sixth in the Big 12 Conference in assists per game and ninth in assist-to-turnover ratio (1.7:1).

Miller also put his name on the Nebraska freshman steals chart with a team-high 57 steals, placing second behind Cookie Belcher, who had 87 in his freshman campaign. Miller ended his rookie campaign ranked fourth in the conference with 1.93 steals per game, including leading the Big 12 in league-only games with 2.0 steals per contest.

Miller was the highest-ranked freshman in the Big 12 in assists per game, assist-to-turnover ratio and steals per game in 2007-08.

Nebraska Freshman Assists Chart

1. Tyronn Lue	144
2. Cookie Miller	109
3. Jake Muhleisen	105
4. Jaron Boone.....	87
5. Brian Carr.....	78

Nebraska Freshman Steals Chart

1. Cookie Belcher	87
2. Cookie Miller	57
3. Tyronn Lue	50
4. Erick Strickland	47
5. Joe McCray; Clifford Scales.....	32

HUSKERS BUILD FOR FUTURE WITH REDSHIRTS

Many Husker fans may have been surprised at Nebraska posting its first 20-win season in nine years considering the fact that Coach Doc Sadler redshirted four scholarship players in hopes of building the program for future success.

Sitting out their first season in Lincoln were freshmen Alonzo Edwards, Toney McCray and Brandon Richardson, along with sophomore Alex Chapman. All four are expected to make significant contributions throughout their careers at Nebraska, especially after spending a season of development in the weight room and adjusting to the rigors of Division I basketball.

HUSKERS IMPROVE MARKS AT DEVANEY CENTER

Nebraska tied the school record with 19 games in the Devaney Center in 2007-08 and equaled the school-record mark with 17 home wins. NU picked up 16 victories in the Devaney Center – one off the building record – and also added a 'home' win over No. 16 Oregon at the Qwest Center in Omaha.

Nebraska earned a 16-3 mark at the Devaney Center, including a perfect 11-0 record against non-conference teams. The Huskers are 19-0 in the Devaney Center against non-league squads in two years under Coach Doc Sadler.

Overall, Nebraska is 28-7 at the Devaney Center under Sadler.

In Big 12 action, Nebraska has won nine of 16 games at home under Sadler, including five of its last six in 2007-08. The last time NU won five games in a six-game stretch at home during conference play was 1998-99 when NU won six of its last seven league contests.

During the strong stretch run in 2007-08, attendance jumped significantly as fans came out to see the surging Huskers. Nebraska averaged more than 10,100 fans per game at the Devaney Center during league play, the first time in conference action the Huskers averaged five figures since 1998.

NEBRASKA BEATS THREE RANKED TEAMS

Coach Doc Sadler has quickly gotten a reputation as a mentor who gets the most out of his team and as someone who can game-plan with the best coaching minds in the business.

Proof of those points became clear in 2007-08 as the second-year Husker mentor led Nebraska to a 3-5 record against nationally ranked teams, with wins over No. 16 Oregon, No. 24 Kansas State and No. 22 Texas A&M. The three wins were the most by Nebraska against ranked teams in one season since the Huskers went 4-1 over ranked squads in 1998-99.

The win over Oregon at the Qwest Center in Omaha was Nebraska's first-ever against a ranked non-conference team outside of Lincoln, while the wins over KSU and A&M marked the first back-to-back victories over nationally ranked teams since 1999. The win in College Station was also the first over a ranked conference squad on the road in nine years.

Along with the three wins over ranked teams, Nebraska nearly added two more to the total. The Huskers were tied with No. 9 Texas in the final minute of the contest in Austin and led eventual national champion Kansas by five points at halftime and trailed by just five with seven minutes to play in the league tournament.

Overall, Sadler owns a 4-8 record against nationally ranked teams in two years. It's the most wins over ranked teams in a two-year period since Nebraska recorded seven in 1993-94 and 1994-95.

Most Games in Season at Devaney Center

1. 2008.....	19
2006	19
3. 2004	18
1989	18
1983	18

Most Wins in Season at Devaney Center

1. 1983	17
2. 2008.....	16
3. 2004	15
1987	15
1978	15

NU Wins in a Season Over Ranked Teams

1. 1991	5
2. 1999	4
1994	4
4. 2008.....	3
1995	3
1992	3
1958	3

2007-08 Nebraska Statistics

OVERALL (RECORD: 20-13)

Player	GP-GS	Min.-Avg.	FG-FGA	Pct.	3FG-FGA	Pct.	FT-FTA	Pct.	Rebounds					Pts.-Avg.		
									Off.-Def.	Tot.-Avg.	PF-FO	A	TO		B	S
21 Maric, Aleks	33-33	968-29.3	191-332	.575	1-6	.167	136-207	.657	131-204	335-10.2	80-1	64	79	57	44	519-15.7
4 Harley, Steve	32-20	843-26.3	105-247	.425	20-49	.408	61-86	.709	13-69	82-2.6	38-0	47	43	3	34	291-9.1
11 Dagunduro, Ade	33-32	743-22.5	110-224	.491	16-44	.364	57-94	.606	44-74	118-3.6	89-3	55	62	11	30	293-8.9
44 Anderson, Ryan	33-33	980-29.7	98-232	.422	50-136	.368	32-40	.800	37-139	176-5.3	86-3	57	42	1	47	278-8.4
24 Miller, Cookie	30-24	798-26.6	63-164	.384	16-65	.246	40-59	.678	9-53	62-2.1	39-0	109	64	1	58	182-6.1
1 Henry, Sek	33-19	762-23.1	69-175	.394	20-73	.274	36-58	.621	24-90	114-3.5	63-2	49	51	4	29	194-5.9
5 Strowbridge, Jay-R	32-4	595-18.6	49-135	.363	25-68	.368	32-40	.800	11-37	48-1.5	47-0	52	36	0	11	155-4.8
25 Velander, Paul	31-0	378-12.2	38-101	.376	36-94	.383	18-22	.818	2-19	21-0.7	31-0	20	8	2	14	130-4.2
20 Ping, Shang	21-0	207-9.9	24-44	.545	2-7	.286	12-31	.387	14-16	30-1.4	28-0	7	17	7	5	62-3.0
32 Balham, Chris	32-0	251-7.8	31-45	.689	0-0	.000	18-27	.667	19-30	49-1.5	32-0	6	20	6	3	80-2.5
35 Nelson, Ben	9-0	30-3.3	3-7	.429	0-0	.000	2-3	.667	2-2	4-0.4	1-0	1	1	1	0	8-0.9
2 Krenk, Nick	10-0	39-3.9	3-7	.429	2-5	.400	0-0	.000	1-3	4-0.4	0-0	3	5	0	1	8-0.8
43 Salomon, Cole	20-0	82-4.1	4-11	.364	2-6	.333	0-0	.000	1-8	9-0.5	11-0	4	7	3	0	10-0.5
34 Wicklund, Andrew	8-0	24-3.0	2-5	.400	0-2	.000	0-0	.000	0-3	3-0.4	0-0	1	3	0	1	4-0.5
TM TEAM									34-42	76-2.3	1					5
Total	33		790-1729	.457	190-555	.342	444-667	.666	342-789	1131-34.3	546-9	475	443	96	277	2214-67.1
Opponents	33		687-1710	.402	243-668	.364	385-548	.703	338-725	1063-32.2	582-	383	513	106	227	2002-60.7

BIG 12 (RECORD: 7-9, T-7TH)

Player	GP-GS	Min.-Avg.	FG-FGA	Pct.	3FG-FGA	Pct.	FT-FTA	Pct.	Rebounds					Pts.-Avg.		
									Off.-Def.	Tot.-Avg.	PF-FO	A	TO		B	S
21 Maric, Aleks	16-16	487-30.4	92-170	.541	1-3	.333	69-95	.726	71-115	186-11.6	49-1	38	37	21	19	254-15.9
4 Harley, Steve	16-13	465-29.1	67-147	.456	12-25	.480	33-46	.717	4-33	37-2.3	23-0	22	26	0	18	179-11.2
4 Anderson, Ryan	16-16	516-32.2	46-119	.387	27-77	.351	13-20	.650	16-70	86-5.4	43-0	33	25	1	28	132-8.3
24 Miller, Cookie	13-12	415-31.9	33-93	.355	11-43	.256	28-39	.718	4-25	29-2.2	25-0	46	33	1	26	105-8.1
1 Henry, Sek	16-8	392-24.5	38-95	.400	13-42	.310	20-34	.588	14-33	47-2.9	30-1	20	21	2	12	109-6.8
11 Dagunduro, Ade	16-15	309-19.3	36-89	.404	2-14	.143	19-39	.487	19-27	46-2.9	45-0	18	28	4	10	93-5.8
25 Velander, Paul	15-0	169-11.3	17-45	.378	16-42	.381	4-6	.667	0-10	10-0.7	13-0	5	3	1	6	54-3.6
5 Strowbridge, Jay-R	15-0	233-15.5	15-51	.294	7-24	.292	6-10	.600	6-13	19-1.3	18-0	16	15	0	4	43-2.9
32 Balham, Chris	16-0	144-9.0	16-24	.667	0-0	.000	8-12	.667	11-17	28-1.8	25-0	2	7	1	3	40-2.5
35 Nelson, Ben	1-0	3-3.0	1-1	1.000	0-0	.000	0-0	.000	1-0	1-1.0	0-0	0	0	0	0	2-2.0
20 Ping, Shang	7-0	32-4.6	1-4	.250	0-0	.000	0-5	.000	3-3	6-0.9	8-0	1	4	1	0	2-0.3
43 Salomon, Cole	11-0	53-4.8	1-3	.333	1-2	.500	0-0	.000	0-4	4-0.4	6-0	3	4	2	0	3-0.3
2 Krenk, Nick	3-0	5-1.7	0-1	.000	0-1	.000	0-0	.000	0-0	0-0.0	0	0	0	2	0	0-0.0
34 Wicklund, Andrew	1-0	2-2.0	0-0	.000	0-0	.000	0-0	.000	0-0	0-0.0	0-0	0	0	0	0	0-0.0
TM TEAM									13-16	29-1.8	0					3
Total	16		363-842	.431	90-273	.330	200-306	.654	162-366	528-33.0	285-2	204	208	34	126	1016-63.5
Opponents	16		366-827	.443	115-327	.352	207-291	.711	155-371	526-32.9	275-	213	223	55	106	1054-65.9

FINAL BIG 12 STANDINGS

Team	Conference		Overall		Postseason
	W-L	Pct.	W-L	Pct.	
1. Texas	13-3	.813	31-7	.816	NCAA Sweet 16
Kansas	13-3	.813	37-3	.925	NCAA Champions
3. Kansas State	10-6	.625	21-12	.636	NCAA second round
4. Oklahoma	9-7	.563	23-12	.657	NCAA second round
Baylor	9-7	.563	21-11	.656	NCAA first round
6. Texas A&M	8-8	.500	25-11	.694	NCAA second round
7. Nebraska	7-9	.438	20-13	.606	NIT second round
Texas Tech	7-9	.438	16-15	.516	--
Oklahoma St.	7-9	.438	17-16	.515	NIT first round
10. Missouri	6-10	.375	16-16	.500	--
11. Iowa State	4-12	.250	14-18	.438	--
12. Colorado	3-13	.188	12-20	.375	--

NEBRASKA RECORD BY LINEUP

No.	Starting Lineup	Record
1.	Maric, Anderson, Dagunduro, Strowbridge, Miller	2-1
2.	Maric, Anderson, Dagunduro, Strowbridge, Henry	1-0
3.	Maric, Anderson, Dagunduro, Miller, Harley	8-3
4.	Maric, Anderson, Dagunduro, Miller, Henry	5-4
5.	Maric, Anderson, Harley, Miller, Henry	0-1
6.	Maric, Anderson, Harley, Henry, Dagunduro	4-4

ALL-BIG 12 TEAM (COACHES)

First Team

G.....Curtis Jerrells, Baylor
 G.....Brandon Rush, Kansas
 G.....D.J. Augustin, Texas
 F.....Darrell Arthur, Kansas
 F.....Michael Beasley, Kansas State
 F.....Blake Griffin, Oklahoma

Second Team

G.....Mario Chalmers, Kansas
 G.....Mario Chalmers, Kansas
 F.....A.J. Abrams, Texas
 G.....Darrell Arthur, Kansas
 G.....Byron Eaton, Oklahoma State
 G.....A.J. Abrams, Texas

Third Team

G.....Richard Roby, Colorado
 G.....Byron Eaton, Oklahoma State
 F.....Bill Walker, Kansas State
 F.....Darnell Jackson, Kansas
 F.....Jiri Hubalek, Iowa State

ALL-BIG 12 TEAM (AP)

First Team

G.....D.J. Augustin, Texas
 G.....Curtis Jerrells, Baylor
 F.....Blake Griffin, Oklahoma
 F.....Michael Beasley, Kansas State
C.....Aleks Maric, Nebraska

Second Team

G.....Brandon Rush, Kansas
 G.....Mario Chalmers, Kansas
 F.....Darrell Arthur, Kansas
 G.....Byron Eaton, Oklahoma State
 G.....A.J. Abrams, Texas

Coach of the Year:

Rick Barnes, Texas

Player of the Year:

Michael Beasley, Kansas State

Defensive Player of the Year:

Marcus Dove, Oklahoma State

Newcomer of the Year:

DeMarre Carroll, Missouri

Freshman of the Year:

Michael Beasley, Kansas State

Coach of the Year:

Rick Barnes, Texas

Player of the Year:

Michael Beasley, Kansas State

Defensive Player of the Year:

Marcus Dove, Oklahoma State

Newcomer of the Year:

DeMarre Carroll, Missouri

Freshman of the Year:

Michael Beasley, Kansas State

Sixth Man of the Year:

Sherron Collins, Kansas

NEBRASKA WIN/LOSS MARGIN

	1	2	3	4	5	6	7	8	9	10	11	12	13	14	15	16	17	18	19	20	+20
Win	0	0	0	1	1	1	1	1	1	0	1	1	0	1	2	0	1	1	1	1	5
Loss	0	1	0	2	0	0	1	2	0	2	0	1	0	1	1	0	0	0	0	0	2

Season Results

2007-08 GAME-BY-GAME REVIEW

Date	Opponent	Result	Record (B12)	Attendance	Nebraska Individual Leaders			
					Points	Rebounds	Assists	Steals
11/10	Presbyterian	W, 67-52	1-0	10,497	Maric (14)	Maric (6)	Miller (4)	Dagunduro (2)
11/17	Alabama A&M	W, 59-45	2-0	9,671	Maric (21)	Maric (16)	Miller (4)	Miller (5)
11/20	Norfolk State	W, 83-48	3-0	9,416	Anderson, Ping (12)	Anderson (8)	Miller, Dagunduro (4)	Henry (3)
11/24	at Creighton	L, 62-74	3-1	17,049	Miller (19)	Anderson (9)	Strowbridge (2)	Anderson, Miller (2)
11/26	IPFW	W, 79-62	4-1	9,816	Maric (30)	Maric (9)	Three players (5)	Miller (4)
12/2	Arizona State	W, 62-47	5-1	10,273	Dagunduro (15)	Maric (8)	Miller (5)	Three players (2)
12/5	at Western Kentucky	L, 62-69 (ot)	5-2	5,809	Maric, Dagunduro (17)	Maric (13)	Miller (4)	Miller, Harley (1)
12/9	Rutgers	W, 63-51	6-2	9,513	Maric (19)	Maric (8)	Three players (3)	Henry (3)
12/11	Savannah State	W, 82-37	7-2	9,576	Ping (11)	Maric (6)	Miller (4)	Dagunduro (4)
12/15	vs. No. 16 Oregon^	W, 88-79 (ot)	8-2	12,109	Maric (23)	Anderson (9)	Strowbridge (5)	Anderson (4)
12/22	North Carolina Central	W, 71-28	9-2	9,605	Henry (15)	Henry (6)	Strowbridge (4)	Maric (4)
12/29	Alcorn State	W, 77-53	10-2	9,877	Dagunduro (14)	Maric (9)	Miller (10)	Miller (5)
1/4	Maryland Eastern Shore	W, 86-50	11-2	8,539	Maric (22)	Maric (8)	Miller (9)	Miller, Maric (2)
1/12	No. 3 Kansas*	L, 58-79	11-3 (0-1)	13,829	Maric (19)	Four players (4)	Maric (3)	Velder (2)
1/15	at Colorado*	L, 51-55	11-4 (0-2)	5,773	Miller (18)	Maric, Anderson (9)	Three players (2)	Five players (1)
1/19	Baylor*	L, 70-72	11-5 (0-3)	10,493	Maric (21)	Maric (9)	Maric (4)	Three players (2)
1/26	at No. 2 Kansas*	L, 49-84	11-6 (0-4)	16,300	Harley (16)	Maric (9)	Miller (3)	Miller (4)
1/30	at Missouri*	W, 66-62	12-6 (1-4)	8,660	Harely (15)	Maric (13)	Miller, Anderson (4)	Anderson (4)
2/2	Iowa State*	W, 64-56	13-6 (2-4)	11,443	Maric (14)	Maric (13)	Miller (4)	Anderson (3)
2/6	at No. 20/24 Kansas St.*	L, 59-74	13-7 (2-5)	12,393	Maric (16)	Maric (15)	Miller (8)	Dagunduro, Miller (2)
2/9	Texas Tech*	W, 73-62	14-7 (3-5)	11,328	Maric (22)	Maric (14)	Miller (6)	Anderson (2)
2/13	Missouri*	L, 78-86 (ot)	14-8 (3-6)	10,108	Maric (32)	Maric (16)	Three players (4)	Harley (3)
2/16	at Iowa State*	L, 52-60	14-9 (3-7)	14,376	Miller (14)	Maric (13)	Maric, Miller (4)	Miller (5)
2/20	No. 24/25 Kansas State*	W, 71-64	15-9 (4-7)	11,592	Harley (20)	Maric (17)	Miller (6)	Miller (5)
2/23	at No. 22/22 Texas A&M*	W, 65-59	16-9 (5-7)	11,207	Harley, Henry (11)	Maric (5)	Anderson (5)	Anderson (4)
2/27	Oklahoma*	W, 63-45	17-9 (6-7)	11,107	Harley (17)	Maric (11)	Strowbridge (4)	Anderson, Henry (2)
3/1	at Oklahoma State*	L, 63-77	17-10 (6-8)	13,439	Maric (17)	Maric (12)	Dagunduro (3)	Maric (3)
3/4	at No. 9/9 Texas*	L, 66-70	17-11 (6-9)	14,565	Maric (17)	Maric (10)	Anderson, Strowbridge (4)	Anderson (3)
3/9	Colorado*	W, 68-49	18-11 (7-9)	11,901	Maric (17)	Maric (16)	Maric (6)	Maric (3)
3/13	vs. Missouri#	W, 61-56	19-11	18,758	Maric (17)	Maric (13)	Anderson (3)	Anderson (2)
3/14	vs. No. 5/5 Kansas#	L, 54-64	19-12	18,897	Dagunduro (13)	Maric (7)	Dagunduro (3)	Dagunduro (3)
3/19	Charlotte\$	W, 67-48	20-12	9,427	Dagunduro (15)	Maric (10)	Maric (5)	Henry (3)
3/24	at Mississippi\$	L, 75-85 (ot)	20-13	5,149	Maric (18)	Maric (10)	Henry (5)	Anderson, Maric (3)

^ -- at Qwest Center in Omaha, Neb. * -- Big 12 game # -- at Big 12 Championship (Kansas City, Mo.) \$ -- National Invitation Tournament

MISCELLANEOUS REVIEW

Nebraska Record When:	All	Home	Away
Ahead at Halftime	19-3	16-1	3-2
Behind at Halftime	0-10	0-2	0-8
Tied at Halftime	1-0	1-0	0-0
NU Bench Outscores Opponent's Bench	16-4	13-2	3-2
Opponent Bench Outscores NU Bench	4-9	4-1	0-8
Bench scoring is even	0-0	0-0	0-0
Shooting 50% or Better	9-1	8-0	1-1
Shooting Under 50%	11-12	9-3	2-9
Opp. Shoots 50% or Better	0-4	0-1	0-3
Opp. Shoots Under 50%	20-9	17-2	3-7
Outshooting Opponent (pct.)	18-2	16-0	2-2
Outshot by Opponent (pct.)	2-11	1-3	1-8
Shooting is even	0-0	0-0	0-0
Outrebounding Opponent	16-5	14-1	2-4
Outrebounded by Opponent	4-8	3-2	1-6
Rebounds are Even	0-0	0-0	0-0
Committing More TOs than Opp.	3-5	2-0	1-5
Committing Fewer TOs than Opp.	15-4	13-2	2-2
Turnovers are Even	2-4	2-1	0-3
Leading with 5:00 left	19-0	17-0	2-0
Trailing with 5:00 left	0-12	0-3	0-9
Tied with 5:00 left	1-1	0-0	1-1
In Overtime	1-3	1-1	0-2
Scoring 80 or more points	4-0	4-0	0-0
Scoring 79 or fewer points	16-13	13-3	3-10
Allowing 80 or more points	0-3	0-1	0-2
Allowing 79 or fewer points	20-10	17-2	3-8

Field-Goal Percentage by Site:

NU	H (BDSC) -- 507-1055 = 48.1	A -- 283-674 = 42.0
OPP	A -- 301-674 = 44.7	H (BDSC) -- 383-1037 = 36.9

Free-Throw Percentage by Site:

NU	H (BDSC) -- 289-424 = 68.2	A -- 155-243 = 63.8
OPP	A -- 192-274 = 70.1	H (BDSC) -- 183-262 = 69.8

NU Average at home*: 71.5 ppg (1,429)

Opp. Average at home*: 56.2 ppg (1,123)

*Includes home game at Qwest Center in Omaha, Neb.

NU Average on Road/Neutral: 60.4 (785)

Opp. Average on Road/Neutral: 68.4 (889)

	Attendance				
	G	W-L	Total	Avg.	High
**Home	20	17-3	209,600	10,480	13,829 vs. Kansas
Big 12	8	5-3	91,801	11,475	13,829 vs. Kansas
Away	11	2-9	123,720	11,247	17,049 at Creighton
Big 12	8	2-6	96,713	12,089	16,300 at Kansas
Neutral	2	1-1	37,655	18,827	18,897 vs. Kansas
Totals	33	20-13	374,215	11,339	18,897 vs. Kansas
Big 12	16	7-9	189,514	11,844	16,300 at Kansas

**Home attendance figures are based on tickets distributed. Includes game against Oregon at Qwest Center Omaha.

Actual home attendance totals (including Oregon game at Qwest Center) are:

20 games: 169,828 total; 8,491 average; high of 13,829 vs. Kansas

MISCELLANEOUS STREAKS

Biggest margin of victory	45: vs. Savannah State (12/11); vs. Maryland Eastern Shore (1/4)
Biggest margin of defeat	34: at Kansas (1/26)
Largest deficit overcome in win	8: vs. Texas Tech (2/9)
Largest halftime deficit overcome in win	n/a
Largest lead surrendered in loss	15: at Iowa State (2/16)

Largest halftime lead surrendered in loss	13: at Iowa State (2/16)
Largest lead at any time	45: vs. Savannah State (12/11); vs. Maryland Eastern Shore (1/4)
Largest deficit at any time	35: at Kansas (1/26)
Largest runs without opponent scoring	16: vs. Arizona State (12/2)
Largest opponent run without NU scoring	15: at Texas (3/4)

Game-by-Game Comparison

Team	FG-FGA	Pct.	3FG-3FGA	Pct.	FT-FTA	Pct.	O-D	Reb.	PF	A	TO	B	S	Pts.
Presbyterian	17-48	.354	12-27	.444	6-9	.667	9-15	24	15	14	12	1	7	52
at Nebraska	25-41	.610	8-18	.444	9-16	.563	5-23	28	12	16	13	6	7	67
Alabama A&M	16-58	.276	9-27	.333	4-6	.667	16-20	36	16	7	21	5	8	45
at Nebraska	22-52	.423	3-13	.231	12-18	.667	13-28	41	11	12	18	6	14	59
Norfolk State	15-56	.268	5-15	.333	13-18	.722	16-22	38	19	5	18	1	3	48
at Nebraska	27-53	.509	8-21	.381	21-29	.724	9-28	37	16	17	9	7	11	83
at Creighton	24-50	.480	9-20	.450	17-23	.739	8-19	27	20	11	16	4	15	74
Nebraska	21-50	.420	2-9	.222	18-27	.667	15-22	2-9	21	6	21	2	9	62
IPFW	23-48	.479	10-23	.435	6-7	.857	1-19	20	14	13	13	2	6	62
at Nebraska	32-57	.561	9-18	.500	6-9	.667	9-24	33	12	23	11	2	9	79
Arizona State	16-38	.421	7-16	.438	8-12	.667	4-23	27	14	7	19	1	5	47
at Nebraska	23-52	.442	7-21	.333	9-14	.643	10-19	29	12	16	9	1	9	62
at Western Kentucky (OT)	21-52	.404	9-21	.429	18-21	.857	8-23	31	25	13	21	5	5	69
Nebraska	20-48	.417	3-13	.231	19-28	.679	10-24	34	20	12	23	1	2	62
Rutgers	20-57	.351	4-18	.222	7-11	.636	15-21	36	20	3	16	6	3	51
at Nebraska	22-49	.449	4-13	.308	15-22	.682	9-25	34	12	15	11	1	8	63
Savannah State	14-53	.264	4-11	.364	5-10	.500	12-22	34	26	3	21	5	7	37
at Nebraska	27-54	.500	6-18	.333	22-33	.667	12-30	42	15	18	12	5	10	82
No. 16 Oregon (OT)	25-59	.424	14-31	.452	15-21	.714	12-29	41	22	12	18	3	5	79
at Nebraska	31-65	.477	7-14	.500	19-26	.731	10-27	37	18	20	7	4	12	88
North Carolina Central	9-46	.196	6-25	.240	4-9	.444	11-14	25	11	7	26	2	12	28
at Nebraska	26-45	.578	8-15	.533	11-13	.846	7-28	35	14	18	20	1	14	71
Alcorn State	18-48	.375	8-21	.381	9-14	.643	10-20	30	20	10	19	0	8	53
at Nebraska	28-57	.491	5-18	.278	16-23	.696	15-23	38	14	20	16	2	9	77
Maryland Eastern Shore	17-57	.298	5-12	.417	11-17	.647	16-18	34	16	7	15	2	5	50
at Nebraska	33-58	.569	4-12	.333	16-23	.696	12-27	39	12	24	7	6	5	86
No. 3 Kansas	28-52	.538	10-22	.455	13-16	.813	9-28	37	16	19	14	6	7	79
at Nebraska	20-50	.400	7-19	.368	11-20	.550	7-17	24	15	12	12	0	6	58
at Colorado	18-46	.391	6-19	.316	13-22	.591	11-26	37	14	11	10	5	6	55
Nebraska	16-47	.340	6-20	.300	13-17	.765	8-24	32	20	9	9	4	5	51
Baylor	21-50	.420	10-20	.500	20-26	.769	8-32	40	22	6	21	5	6	72
at Nebraska	21-55	.382	7-17	.412	21-34	.618	8-24	32	19	11	13	5	10	70
at No. 2 Kansas	32-61	.525	9-16	.563	11-21	.524	10-36	46	18	25	14	10	14	84
Nebraska	18-60	.300	3-15	.200	10-19	.526	11-28	39	18	5	16	5	10	49
at Missouri	26-58	.448	3-14	.214	7-12	.583	10-24	34	15	14	14	3	7	62
Nebraska	23-58	.397	6-19	.316	14-21	.667	13-26	39	19	15	13	2	10	66
Iowa State	20-46	.435	6-23	.261	10-12	.833	5-25	30	20	11	20	1	4	56
at Nebraska	23-54	.426	4-14	.286	14-21	.667	11-23	34	15	7	12	2	11	64
at No. 20/24 Kansas State	28-62	.452	6-24	.250	12-20	.600	18-21	39	14	19	11	3	10	74
Nebraska	21-55	.382	3-15	.200	14-18	.778	14-21	35	19	14	16	2	6	59
Texas Tech	23-59	.390	4-18	.222	12-16	.750	15-18	33	16	11	12	1	2	62
at Nebraska	25-51	.490	7-17	.412	16-19	.842	10-24	34	14	14	13	3	6	73
Missouri (OT)	29-60	.483	11-26	.423	17-21	.810	9-26	35	26	19	15	2	7	86
at Nebraska	24-59	.407	7-20	.350	23-33	.697	14-25	39	18	17	15	1	6	78
at Iowa State	18-45	.400	6-19	.316	18-25	.720	8-24	32	13	11	15	1	5	60
Nebraska	22-51	.431	4-17	.235	4-11	.364	9-22	31	22	11	15	1	10	52
No. 24/25 Kansas State	25-58	.431	8-26	.308	6-7	.857	12-17	29	19	15	14	2	6	64
at Nebraska	27-52	.519	4-14	.286	13-17	.765	12-21	33	12	14	14	2	9	71
at No. 22/22 Texas A&M	20-48	.417	7-20	.350	12-15	.800	11-17	28	19	12	13	4	5	59
Nebraska	23-39	.590	6-11	.545	13-22	.591	3-20	23	16	14	10	1	6	65
Oklahoma	17-46	.370	5-20	.250	6-11	.545	7-18	25	17	8	11	1	4	45
at Nebraska	23-46	.500	4-16	.250	13-17	.765	7-26	33	16	14	8	0	6	63
at Oklahoma State	22-42	.524	9-19	.474	24-33	.727	8-16	24	15	11	14	2	9	77
Nebraska	26-52	.500	3-12	.250	8-14	.571	12-19	31	26	11	19	1	10	63
at No. 9/9 Texas	24-50	.480	9-21	.429	13-18	.722	7-23	30	14	11	10	8	5	70
Nebraska	26-58	.448	10-21	.476	4-9	.444	10-21	31	18	16	10	0	6	66
Colorado	15-44	.341	6-20	.300	13-16	.813	7-20	27	17	10	15	1	9	49
at Nebraska	25-55	.455	9-26	.346	9-14	.643	13-25	38	18	20	13	5	9	68
Missouri	18-57	.316	9-19	.474	11-13	.846	9-22	31	14	17	9	3	7	56
vs. Nebraska	23-49	.469	3-13	.231	12-21	.571	11-31	42	11	11	13	5	5	61
vs. No. 5/5 Kansas	19-41	.463	4-12	.333	22-31	.710	14-20	34	18	13	18	7	10	64
Nebraska	19-50	.380	9-24	.375	7-10	.700	12-12	24	24	11	17	4	10	54
Charlotte	17-54	.315	6-29	.207	8-15	.533	11-22	33	21	12	15	3	9	48
at Nebraska	23-50	.460	8-22	.364	13-23	.565	10-29	39	14	16	15	5	8	67
at Mississippi (OT)	32-61	.525	7-14	.500	14-20	.700	11-25	36	16	16	13	1	6	85
Nebraska	25-57	.439	6-20	.300	19-26	.731	11-23	34	23	17	13	4	9	75

(Nebraska season highs in bold)

Season Highs and Lows

2007-08 INDIVIDUAL SUPERLATIVES

NEBRASKA INDIVIDUAL GAME HIGHS

POINTS	32	Maric, Aleks vs. Missouri (2/13/08)
FIELD GOALS MADE	13	Maric, Aleks vs. IPFW (11/26/07)
FIELD GOAL ATT	18	Maric, Aleks vs. Missouri (2/13/08)
	18	Maric, Aleks vs. IPFW (11/26/07)
FG PCT (min 5 made)	1.000 (5-5)	Maric, Aleks vs. Presbyterian (11/10/07)
3 PT FG MADE	5	Velander, Paul vs. Colorado (3/9/08)
3 PT FG ATTEMPTS	12	Anderson, Ryan vs. Missouri (2/13/08)
3-PT FG PCT (min 2 made)	1.000 (3-3)	Velander, Paul vs. Oklahoma (2/27/08)
	1.000 (3-3)	Anderson, Ryan vs. Texas Tech (2/9/08)
	1.000 (2-2)	Harley, Steve vs. Missouri (2/13/08)
	1.000 (2-2)	Harley, Steve vs. Baylor (1/19/08)
	1.000 (2-2)	Strowbridge, Jay-R vs. Baylor (1/19/08)
	1.000 (2-2)	Velander, Paul vs. Kansas (1/12/08)
	1.000 (2-2)	Strowbridge, Jay-R vs. Oregon (12/15/07)
	1.000 (2-2)	Harley, Steve vs. Norfolk State (11/20/07)
FREE THROWS MADE	12	Maric, Aleks vs. Missouri (2/13/08)
FREE THROW ATT	14	Maric, Aleks vs. Missouri (2/13/08)
FT PCT (min 5 made)	1.000 (8-8)	Anderson, Ryan vs. Oregon (12/15/07)
	1.000 (5-5)	Maric, Aleks vs. Oregon (12/15/07)
REBOUNDS	17	Maric, Aleks vs. Kansas State (2/20/08)
ASSISTS	10	Miller, Cookie vs. Alcorn State (12/29/07)
STEALS	5	Miller, Cookie vs. Kansas State (2/20/08)
	5	Miller, Cookie at Iowa State (2/16/08)
	5	Miller, Cookie vs. Alcorn State (12/29/07)
	5	Miller, Cookie vs. Alabama A&M (11/17/07)
BLOCKED SHOTS	4	Maric, Aleks vs. Missouri (3/13/08)
	4	Maric, Aleks vs. Baylor (1/19/08)
	4	Maric, Aleks vs. Savannah State (12/11/07)
	4	Maric, Aleks vs. Alabama A&M (11/17/07)
	4	Maric, Aleks vs. Presbyterian (11/10/07)
TURNOVERS	7	Miller, Cookie at W. Kentucky (12/05/07)
FOULS	5	Nine times

OPPONENT INDIVIDUAL GAME HIGHS

POINTS	35	Beasley, Michael at Kansas State (2/6/08)
FIELD GOALS MADE	15	Beasley, Michael at Kansas State (2/6/08)
FIELD GOAL ATT	25	Porter, Tajuan vs. Oregon (12/15/07)
FG PCT (min 5 made)	.875 (7-8)	Griffin, Blake vs. Oklahoma (2/27/08)
3 PT FG MADE	7	Porter, Tajuan vs. Oregon (12/15/07)
3 PT FG ATTEMPTS	15	Porter, Tajuan vs. Oregon (12/15/07)
3-PT FG PCT (min 2 made)	1.000 (5-5)	Hairston, Malik vs. Oregon (12/15/07)
	1.000 (3-3)	Coney, Javon vs. Colorado (3/9/08)
	1.000 (3-3)	Huluska, Sean vs. Iowa State (2/16/08)
	1.000 (3-3)	Lawrence, Keon vs. Missouri (2/13/08)
	1.000 (3-3)	Ford, Anthony vs. Alcorn State (12/29/07)
	1.000 (2-2)	Eaton, Byron at Oklahoma State (3/1/08)
	1.000 (2-2)	Collins, Sherron at Kansas (1/26/08)
	1.000 (2-2)	Harden, James vs. Arizona State (12/02/07)
	1.000 (2-2)	Hibma, Pierce at Creighton (11/24/07)
FREE THROWS MADE	8	Hairston, Malik vs. Oregon (12/15/07)
FREE THROW ATT	10	Eaton, Byron at Oklahoma State (3/1/08)
FT PCT (min 5 made)	1.000 (6-6)	Witter, Cavel at Creighton (11/24/07)
	1.000 (5-5)	Warren, Chris at Mississippi (3/24/08)
	1.000 (5-5)	Dove, Marcus at Oklahoma State (3/1/08)
	1.000 (5-5)	Singletary, Mike vs. Texas Tech (2/9/08)
	1.000 (5-5)	Lee, Courtney at W. Kentucky (12/05/07)
REBOUNDS	15	Rogers, Kevin vs. Baylor (1/19/08)
ASSISTS	8	Pullen, Jacob at Kansas State (2/6/08)
STEALS	5	Dotzler, Josh at Creighton (11/24/07)
BLOCKED SHOTS	5	Atchley, Connor at Texas (3/4/08)
	5	Ndiaye, Hamady vs. Rutgers (12/09/07)
TURNOVERS	7	Griffin, Blake vs. Oklahoma (2/27/08)
	7	Chandler, Corey vs. Rutgers (12/09/07)
	7	Harden, James vs. Arizona State (12/02/07)
FOULS	5	Eleven times

2007-08 TEAM SUPERLATIVES

NEBRASKA TEAM GAME HIGHS

POINTS	88	vs. Oregon (12/15/07)
FIELD GOALS MADE	33	vs. Md. Eastern Shore (1/4/08)
FIELD GOAL ATTEMPTS	65	vs. Oregon (12/15/07)
FIELD GOAL PERCENTAGE	.610 (25-41)	vs. Presbyterian (11/10/07)
3 PT FIELD GOALS MADE	10	at Texas (3/4/08)
3 PT FG ATTEMPTS	26	vs. Colorado (3/9/08)
3 PT FG PERCENTAGE	.545 (6-11)	at Texas A&M (2/23/08)
FREE THROWS MADE	23	vs. Missouri (2/13/08)
FREE THROW ATTEMPTS	34	vs. Baylor (1/19/08)
FREE THROW PERCENTAGE	.846 (11-13)	vs. North Carolina Central (12/22/07)
REBOUNDS	42	vs. Missouri (3/13/08)
	42	vs. Savannah State (12/11/07)
ASSISTS	24	vs. Md. Eastern Shore (1/4/08)
STEALS	14	vs. North Carolina Central (12/22/07)
	14	vs. Alabama A&M (11/17/07)
BLOCKED SHOTS	7	vs. Norfolk State (11/20/07)
TURNOVERS	23	at Western Kentucky (12/05/07)
FOULS	26	at Oklahoma State (3/1/08)

NEBRASKA TEAM GAME LOWS

POINTS	49	at Kansas (1/26/08)
FIELD GOALS MADE	16	at Colorado (1/15/08)
FIELD GOAL ATTEMPTS	39	at Texas A&M (2/23/08)
FIELD GOAL PERCENTAGE	.300 (18-60)	at Kansas (1/26/08)
3 PT FIELD GOALS MADE	2	at Creighton (11/24/07)
3 PT FG ATTEMPTS	9	at Creighton (11/24/07)
3 PT FG PERCENTAGE	.200 (3-15)	at Kansas (1/26/08)
FREE THROWS MADE	4	at Texas (3/4/08)
	4	vs. Iowa State (2/16/08)
FREE THROW ATTEMPTS	9	at Texas (3/4/08)
	9	vs. IPFW (11/26/07)
FREE THROW PERCENTAGE	.364 (4-11)	vs. Iowa State (2/16/08)
REBOUNDS	23	at Texas A&M (2/23/08)
ASSISTS	5	at Kansas (1/26/08)
STEALS	2	at Western Kentucky (12/05/07)
BLOCKED SHOTS	0	Three times
TURNOVERS	7	Two times
FOULS	11	vs. Missouri (3/13/08)
	11	vs. Alabama A&M (11/17/07)

OPPONENT TEAM GAME HIGHS

POINTS	86	vs. Missouri (2/13/08)
FIELD GOALS MADE	32	Two times
FIELD GOAL ATTEMPTS	62	at Kansas State (2/6/08)
FIELD GOAL PERCENTAGE	.538 (28-52)	vs. Kansas (1/12/08)
3 PT FIELD GOALS MADE	14	vs. Oregon (12/15/07)
3 PT FG ATTEMPTS	31	vs. Oregon (12/15/07)
3 PT FG PERCENTAGE	.563 (9-16)	at Kansas (1/26/08)
FREE THROWS MADE	24	at Oklahoma State (3/1/08)
FREE THROW ATTEMPTS	33	at Oklahoma State (3/1/08)
FREE THROW PERCENTAGE	.857	Three times
REBOUNDS	46	at Kansas (1/26/08)
ASSISTS	25	at Kansas (1/26/08)
STEALS	15	at Creighton (11/24/07)
BLOCKED SHOTS	10	at Kansas (1/26/08)
TURNOVERS	26	vs. North Carolina Central (12/22/07)
FOULS	26	Two times

OPPONENT TEAM GAME LOWS

POINTS	28	vs. North Carolina Central (12/22/07)
FIELD GOALS MADE	9	vs. North Carolina Central (12/22/07)
FIELD GOAL ATTEMPTS	38	vs. Arizona State (12/02/07)
FIELD GOAL PERCENTAGE	.196 (9-46)	vs. North Carolina Central (12/22/07)
3 PT FIELD GOALS MADE	3	at Missouri (1/30/08)
3 PT FG ATTEMPTS	11	vs. Savannah State (12/11/07)
3 PT FG PERCENTAGE	.207 (6-29)	vs. Charlotte (3/19/08)
FREE THROWS MADE	4	Two times
FREE THROW ATTEMPTS	6	vs. Alabama A&M (11/17/07)
FREE THROW PERCENTAGE	.444 (4-9)	vs. North Carolina Central (12/22/07)
REBOUNDS	20	vs. IPFW (11/26/07)
ASSISTS	3	Two times
STEALS	2	vs. Texas Tech (2/9/08)
BLOCKED SHOTS	0	vs. Alcorn State (12/29/07)
TURNOVERS	10	Two times
FOULS	11	vs. North Carolina Central (12/22/07)

2007-08 Box Scores

GAME 1 NEBRASKA 67, PRESBYTERIAN 52

11/10/07 7:08 p.m. at Lincoln, Neb. (Devaney Center)

VISITORS: Presbyterian 0-1

#	Player	tot-fg		3-pt		ft	fta	rebounds		pf	tp	a	to	blk	s	min		
		fg	fga	fg	fga			of	de								tot	
23	Bostic, Bryan	f	1	4	0	2	2	2	2	1	4	1	0	0	1	20		
34	Coleman, Al'lonzo	f	0	3	0	0	0	1	5	6	1	0	1	0	1	25		
54	Allen, Walt	f	4	6	3	5	2	2	0	0	4	13	0	1	0	22		
03	Lamb, Ryan	g	0	5	0	2	0	0	1	1	0	0	5	3	0	27		
04	Miller, Pierre	g	3	7	3	7	0	0	0	0	0	9	2	2	1	22		
11	Bonner, Rhett	g	0	2	0	0	0	0	1	1	1	0	1	2	0	13		
12	Versinkas, Martynas	g	0	3	0	0	0	0	2	2	0	0	1	0	0	14		
22	Johnson, Josh	g	4	5	2	3	0	0	2	2	3	10	0	0	0	20		
25	Kiscaden, Pat	g	3	8	3	7	0	0	1	1	1	9	2	0	0	17		
32	Harmon, Odist	g	0	0	0	0	0	0	0	0	0	0	0	0	0	2		
42	Sligh, Travis	g	2	5	1	1	2	5	2	2	4	7	1	3	0	18		
TEAM									1	1	2							
Totals.....			17	48	12	27	6	9	9	15	24	15	52	14	12	1	7	200

TOTAL FG%	1st Half: 6-26 23.1%	2nd Half: 11-22 50.0%	Game: 35.4%	DEADBALL
3-Pt. FG%	1st Half: 2-12 16.7%	2nd Half: 10-15 66.7%	Game: 44.4%	REBOUNDS
F Throw %	1st Half: 2-2 100%	2nd Half: 4-7 57.1%	Game: 66.7%	2

HOME TEAM: Nebraska 1-0

#	Player	tot-fg		3-pt		ft	fta	rebounds		pf	tp	a	to	blk	s	min		
		fg	fga	fg	fga			of	de								tot	
21	Maric, Aleks	c	5	5	0	0	4	8	2	4	6	0	14	1	1	4	1	32
05	Strowbridge, Jay-R	g	4	7	4	6	0	0	2	2	2	0	12	0	1	0	0	27
11	Dagunduro, Ade	g	5	6	1	1	0	0	3	3	5	11	3	2	1	2	21	
24	Miller, Cookie	g	1	2	0	1	0	0	1	1	1	2	4	3	0	1	22	
44	Anderson, Ryan	g	2	2	1	1	0	0	1	4	5	2	5	1	1	0	0	27
01	Henry, Sek	g	3	7	1	3	2	3	0	4	4	0	9	2	1	1	1	15
04	Harley, Steve	g	2	3	0	0	3	5	0	1	1	1	7	3	2	0	1	18
20	Ping, Shang	g	2	2	0	0	0	0	2	3	5	0	4	1	1	0	0	17
25	Velander, Paul	g	1	7	1	6	0	0	0	0	0	2	3	1	1	0	0	21
TEAM									1	1								
Totals.....			25	41	8	18	9	16	5	23	28	12	67	16	13	6	7	200

TOTAL FG%	1st Half: 16-23 69.6%	2nd Half: 9-18 50.0%	Game: 61.0%	DEADBALL
3-Pt. FG%	1st Half: 8-12 66.7%	2nd Half: 0-6 0.0%	Game: 44.4%	REBOUNDS
F Throw %	1st Half: 3-8 37.5%	2nd Half: 6-8 75.0%	Game: 56.3%	3

Officials: Scott Thornley, Tom O'Neill, James Breeding. Technical fouls: Presbyterian-None. Nebraska-None. Attendance: 10,497 Actual attendance: 6,099

Score by Periods	1st	2nd	Total
Presbyterian	16	36	52
Nebraska	43	24	67

GAME 2 NEBRASKA 59, ALABAMA A&M 42

11/17/07 1:05 p.m. at Lincoln, Neb. (Devaney Center)

VISITORS: Alabama A&M 1-3

#	Player	tot-fg		3-pt		ft	fta	rebounds		pf	tp	a	to	blk	s	min		
		fg	fga	fg	fga			of	de								tot	
41	Cross, Isiah	f	0	1	0	1	0	0	1	0	1	0	0	0	0	4		
40	Gladness, Mickell	c	0	3	0	0	0	0	2	6	8	1	0	2	4	1	28	
12	Deshields, Jabari	g	0	1	0	0	0	0	0	1	1	0	0	2	1	0	6	
33	Hilton, Evan	g	6	12	3	6	1	2	2	7	9	2	16	0	5	0	1	30
00	Williams, Andrew	g	0	2	0	1	0	0	1	1	2	2	0	0	0	0	0	10
10	Belt, Jonathan	g	1	3	0	0	0	0	0	1	1	2	2	1	0	0	1	13
20	Simpson, Trant	g	3	13	2	6	0	0	1	1	2	0	8	1	5	0	1	31
20	Ogbara, Kudus	g	0	0	0	0	0	0	1	1	2	1	0	0	0	0	0	4
22	Jackson, Desmond	g	3	12	3	10	0	0	1	1	2	2	9	1	2	0	2	25
30	Smith, LaNorris	g	1	4	1	2	0	0	0	0	0	2	3	0	1	0	0	14
35	Porter, Reggie	g	1	3	0	1	2	2	0	0	0	0	4	2	1	0	0	11
42	Arnold, Norris	g	0	0	0	0	1	2	0	0	0	1	1	0	1	0	0	8
44	Inman, Jonathan	g	1	4	0	0	0	0	4	1	5	3	2	0	1	0	2	16
TEAM									3	3								
Totals.....			16	58	9	27	4	6	16	20	36	16	45	7	21	5	8	200

TOTAL FG%	1st Half: 6-29 20.7%	2nd Half: 10-29 34.5%	Game: 27.6%	DEADBALL
3-Pt. FG%	1st Half: 4-13 30.8%	2nd Half: 5-14 35.7%	Game: 33.3%	REBOUNDS
F Throw %	1st Half: 4-6 66.7%	2nd Half: 0-0 0.0%	Game: 66.7%	0

HOME TEAM: Nebraska 2-0

#	Player	tot-fg		3-pt		ft	fta	rebounds		pf	tp	a	to	blk	s	min		
		fg	fga	fg	fga			of	de								tot	
21	Maric, Aleks	c	7	15	0	0	7	10	10	6	16	0	0	21	0	0	4	31
05	Strowbridge, Jay-R	g	3	6	0	2	0	0	0	1	1	3	6	1	2	0	0	25
11	Dagunduro, Ade	g	3	8	1	3	1	2	0	5	5	2	8	3	4	1	3	26
24	Miller, Cookie	g	1	5	0	0	2	2	0	0	0	1	4	4	2	0	5	25
44	Anderson, Ryan	g	4	7	2	5	0	0	0	4	4	1	10	0	4	0	1	30
01	Henry, Sek	g	1	1	0	0	0	0	0	5	5	2	2	0	2	0	0	17
04	Harley, Steve	g	2	5	0	0	2	1	5	6	1	4	3	2	0	1	1	23
20	Ping, Shang	g	0	2	0	1	0	0	1	0	1	0	0	0	0	0	0	7
25	Velander, Paul	g	0	2	0	2	0	0	0	1	1	1	0	1	0	0	0	9
32	Balham, Chris	g	1	1	0	0	2	2	0	0	0	0	4	0	2	1	0	7
TEAM									1	1	2							
Totals.....			22	52	3	13	12	18	13	28	41	11	59	12	18	6	14	200

TOTAL FG%	1st Half: 12-29 41.4%	2nd Half: 10-23 43.5%	Game: 42.3%	DEADBALL
3-Pt. FG%	1st Half: 3-8 37.5%	2nd Half: 0-5 0.0%	Game: 23.1%	REBOUNDS
F Throw %	1st Half: 7-12 58.3%	2nd Half: 5-6 83.3%	Game: 66.7%	3

Officials: Terry Davis, Tom Eades, Kevin Mathis. Technical fouls: Alabama A&M-None. Nebraska-None. Attendance: 9,671 Actual Attendance: 6,129

Score by Periods	1st	2nd	Total
Alabama A&M	20	25	45
Nebraska	34	25	59

GAME 3 NEBRASKA 83, NORFOLK STATE 48

11/20/07 7:06 p.m. at Lincoln, Neb. (Devaney Center)

VISITORS: Norfolk State 1-3

#	Player	tot-fg		3-pt		ft	fta	rebounds		pf	tp	a	to	blk	s	min		
		fg	fga	fg	fga			of	de								tot	
21	Monroe, Brandon	f	1	4	0	0	2	2	4	4	8	2	4	1	0	1	27	
23	Lyons, Corey	f	3	6	1	1	5	7	1	1	2	2	12	1	0	1	0	28
45	Vickers, Larry	c	2	8	0	0	0	0	2	4	6	3	4	0	4	0	0	33
05	Murphy, Tony	g	3	15	1	7	2	2	0	8	8	0	9	0	4	0	0	29
10	Cann, Rashid	g	0	5	0	0	0	0	3	1	4	2	0	1	0	0	2	22
00	Hall, Raphael	g	0	0	0	0	0	0	1	0	1	0	0	0	0	0	0	2
02	Deloach, Michael	g	3	7	2	4	1	3	0	1	1	3	9	0	2	0	1	21
03	Banks, Jeremy	g	1	5	0	1	0	0	1	0	1	1	2	1	1	0	1	8
11	Dorsett, Joseph	g	0	1	0	0	0	0	0	0	0	0	1	0	0	0	0	8
20	Worsley, Kevin	g	1	2	0	0	0	0	0	1	1	3	2	0	2	0	0	11
22	Okoli, Chidi	g	0	0	0	0	0	0	0	0	0	0	0	0	0	0	0	1
24	Adkins, Lamar	g	1	3	1	2	3	4	0	1	1	0	6	0	2	0	0	7
25	Doherty, Oludele	g	0	0	0	0	0	0	0	0	0	0	0	0	1	0	0	3
TEAM									4	1	5							
Totals.....			15	56	5	15	13	18	16	22	38	19	48	5	18	1	3	200

TOTAL FG%	1st Half: 8-24 33.3%	2nd Half: 7-32 21.9%	Game: 26.8%	DEADBALL
3-Pt. FG%	1st Half: 4-11 36.4%	2nd Half: 1-4 25.0%	Game: 33.3%	REBOUNDS
F Throw %	1st Half: 5-8 62.5%	2nd Half: 8-10 80.0%	Game: 72.2%	2

HOME TEAM: Nebraska 3-0

#	Player	tot-fg		3-pt		ft	fta	rebounds		pf	tp	a	to	blk	s	min		
		fg	fga	fg	fga			of	de								tot	
21	Maric, Aleks	c	3	6	0	1	3	6	1	6	7	0	9	1	0	2	2	23
01	Henry, Sek	g	1	2	1	2	2	2	1	3	4	4	5	1	0	0	3	18
05	Strowbridge, Jay-R	g	2	6	1	4	0	0	0	1	1	3	5	2	0	0	0	13
11	Dagunduro, Ade	g	3	6														

GAME 9 NEBRASKA 82, SAVANNAH STATE 37

12/11/07 7:05 p.m. at Lincoln, Neb. (Devaney Center)

VISITORS: Savannah State 6-7

#	Player	tot-fg		3-pt		ft		rebounds			pf	tp	a	to	blk	s	min
		fg	fga	fg	fga	ft	fta	of	de	tot							
14	Coleman, Lazarius	0	4	0	0	0	2	1	0	1	1	0	1	2	1	15	
24	Linton, Chris	2	7	0	1	1	2	2	8	10	2	5	0	2	1	0	
05	Bailey, Raye	1	5	0	2	0	0	0	1	1	3	2	1	2	0	0	
10	Hardy, Patrick	1	3	1	1	0	0	0	1	1	1	3	0	1	0	1	
13	Jones, Anthony	3	11	1	1	1	2	1	3	4	3	8	1	4	1	0	
01	Edwards, Alvin	1	1	1	1	0	0	0	2	2	2	3	0	1	0	0	
02	Davila, Joel	1	2	0	1	2	2	0	2	2	3	4	0	2	0	1	
03	Flegler, Joseph	3	10	0	2	0	0	1	1	2	1	6	1	3	0	3	
04	Mitchell, Rod	0	5	0	0	1	2	2	0	2	3	1	0	0	1	1	
20	Shuler, Jovanni	0	0	0	0	0	0	0	2	2	1	0	0	1	0	0	
23	Brown, Curtis	2	4	1	2	0	0	1	0	1	1	5	0	2	0	0	
42	Stowers, Devin	0	1	0	0	0	0	2	0	2	2	0	0	1	0	0	
54	Bohley, Bjorn	0	0	0	0	0	0	0	1	1	3	0	0	1	0	0	
TEAM																	
Totals.....		14	53	4	11	5	10	12	22	34	26	37	3	21	5	7	200
TOTAL FG%		1st Half: 6-29 20.7%		2nd Half: 8-24 33.3%		Game: 26.4%		DEADBALL									
3-Pt. FG%		1st Half: 0-5 0.0%		2nd Half: 4-6 66.7%		Game: 36.4%		REBOUNDS									
F Throw %		1st Half: 0-0 0.0%		2nd Half: 5-10 50.0%		Game: 50.0%		2									

HOME TEAM: Nebraska 7-2

#	Player	tot-fg		3-pt		ft		rebounds			pf	tp	a	to	blk	s	min
		fg	fga	fg	fga	ft	fta	of	de	tot							
21	Maric, Aleks	3	5	0	0	4	7	2	4	6	2	10	1	0	4	0	16
01	Henry, Sek	3	6	0	0	0	2	0	5	5	0	6	1	2	0	1	16
11	Dagunduro, Ade	3	5	1	2	2	2	1	3	4	0	9	2	2	0	4	18
24	Miller, Cookie	3	5	0	2	0	1	0	1	1	0	6	4	0	0	1	19
44	Anderson, Ryan	1	3	0	1	1	2	1	4	5	1	3	1	0	0	1	17
02	Krenk, Nick	0	0	0	0	0	0	0	0	0	0	0	2	1	0	1	7
04	Harley, Steve	3	8	1	3	0	0	0	4	4	1	7	1	1	0	1	22
05	Strowbridge, Jay-R	0	1	0	0	5	6	0	1	1	3	5	2	1	0	0	14
20	Ping, Shang	4	6	1	1	2	4	2	1	3	3	11	1	1	0	0	18
25	Velander, Paul	2	5	2	2	2	2	1	2	3	1	8	1	1	0	1	22
32	Balham, Chris	1	2	0	0	4	4	2	2	4	2	6	2	3	0	0	13
34	Wicklund, Andrew	0	2	0	2	0	0	0	1	1	0	0	0	0	0	0	5
35	Nelson, Ben	2	2	0	0	2	3	0	1	1	0	6	0	0	0	0	6
43	Salomon, Cole	2	4	1	2	0	0	1	1	2	2	5	0	0	1	0	7
TEAM																	
Totals.....		27	54	6	18	22	33	12	30	42	15	82	18	12	5	10	200
TOTAL FG%		1st Half: 15-25 60.0%		2nd Half: 12-29 41.4%		Game: 50.0%		DEADBALL									
3-Pt. FG%		1st Half: 4-8 50.0%		2nd Half: 2-10 20.0%		Game: 33.3%		REBOUNDS									
F Throw %		1st Half: 8-10 80.0%		2nd Half: 14-23 60.9%		Game: 66.7%		4									

Officials: Curtis Shaw, John Higgins, Mark Whitehead. Technical fouls: Savannah State-None. Nebraska-None. Attendance: 9,576 Actual attendance: 5,116

Score by Periods	1st	2nd	Total
Savannah State	12	25	37
Nebraska	42	40	82

GAME 10 NEBRASKA 88, NO. 16 OREGON 79 (OT)

12/15/07 1:05 p.m. at Qwest Center (Omaha, Neb.) Television: FSN Midwest and ESPN FullCourt

VISITORS: Oregon 8-2

#	Player	tot-fg		3-pt		ft		rebounds			pf	tp	a	to	blk	s	min
		fg	fga	fg	fga	ft	fta	of	de	tot							
10	Leunen, Maarty	1	7	0	3	1	2	2	6	8	5	3	2	0	0	1	37
50	Catron, Joevan	1	4	0	1	2	2	2	7	9	5	4	1	4	1	2	34
01	Hairston, Malik	6	9	5	5	8	9	0	3	3	2	25	1	6	1	0	39
04	Taylor, Bryce	3	8	1	5	2	4	1	7	8	4	9	1	1	1	1	35
12	Porter, Tajuan	11	25	7	15	0	1	3	1	4	2	29	2	2	0	1	44
03	Platt, Mitch	0	0	0	0	0	0	0	0	0	1	0	0	0	0	0	2
11	Dorsainvil, Frantz	2	3	0	0	1	2	2	4	1	4	1	0	0	0	0	8
13	Odia, Churchill	0	0	0	0	0	0	0	0	0	0	0	0	0	0	0	0+
24	Longmire, LeKendric	0	0	0	0	0	0	0	1	1	0	0	0	1	0	0	9
34	Brown, Kamyron	1	3	1	2	2	2	0	1	1	2	5	4	4	0	0	17
TEAM																	
Totals.....		25	59	14	31	15	21	12	29	41	22	79	12	18	3	5	225
TOTAL FG%		1st Half: 13-29 44.8%		2nd Half: 11-20 55.0%		Game: 42.4%		DEADBALL									
3-Pt. FG%		1st Half: 7-14 50.0%		2nd Half: 7-13 53.8%		Game: 45.2%		REBOUNDS									
F Throw %		1st Half: 1-3 33.3%		2nd Half: 11-14 78.6%		Game: 71.4%		1									

HOME TEAM: Nebraska 8-2

#	Player	tot-fg		3-pt		ft		rebounds			pf	tp	a	to	blk	s	min
		fg	fga	fg	fga	ft	fta	of	de	tot							
21	Maric, Aleks	9	14	0	0	5	5	4	3	7	4	23	1	1	3	2	37
01	Henry, Sek	0	5	0	1	0	0	0	4	4	0	0	4	0	0	0	28
11	Dagunduro, Ade	5	13	0	1	5	7	1	6	7	5	15	1	1	0	1	32
24	Miller, Cookie	1	3	0	0	0	0	0	1	1	0	2	4	4	0	1	18
44	Anderson, Ryan	5	9	3	5	8	8	4	5	9	2	21	2	1	0	4	38
04	Harley, Steve	3	8	0	1	0	3	0	4	4	2	6	2	0	0	2	23
05	Strowbridge, Jay-R	4	7	2	2	0	0	0	1	1	0	10	5	0	0	1	27
20	Ping, Shang	2	3	0	1	0	1	0	0	0	3	4	0	0	0	0	6
25	Velander, Paul	2	3	2	3	1	2	1	0	1	2	7	1	0	0	1	15
32	Balham, Chris	0	0	0	0	0	0	0	0	0	0	0	0	0	0	0	1
TEAM																	
Totals.....		31	65	7	14	19	26	10	27	37	18	88	20	7	4	12	225
TOTAL FG%		1st Half: 16-33 48.5%		2nd Half: 11-24 45.8%		Game: 47.7%		DEADBALL									
3-Pt. FG%		1st Half: 4-8 50.0%		2nd Half: 2-5 40.0%		Game: 50.0%		REBOUNDS									
F Throw %		1st Half: 2-4 50.0%		2nd Half: 12-14 85.7%		Game: 73.1%		2									

Officials: Ted Hillary, John Higgins, Verne Harris. Technical fouls: Oregon-None. Nebraska-None. Attendance: 12,109

Score by Periods	1st	2nd	OT	Total
Oregon	34	40	5	79
Nebraska	38	36	14	88

GAME 11 NEBRASKA 71, NORTH CAROLINA CENTRAL 28

12/22/07 7:05 p.m. at Lincoln, Neb. (Devaney Center)

VISITORS: North Carolina Central 1-15

#	Player	tot-fg		3-pt		ft		rebounds			pf	tp	a	to	blk	s	min
		fg	fga	fg	fga	ft	fta	of	de	tot							
00	Worthy, Joshua	2	6	2	4	0	0	2	1	3	1	6	1	3	0	3	29
02	Vaskys, Marius	0	2	0	1	0	0	3	1	4	4	0	1	1	0	1	17
25	Futrell, Charles	2	11	2	7	1	2	1	2	3	0	7	0	6	1	2	39
03	Walters, J'Mell	1	8	0	3	2	4	1	3	4	2	4	5	3	0	1	36
12	Ayala, Bryan	4	15	2	8	1	3	1	5	6	0	11	0	4	0	2	34
01	Glasker, Michael	0	0	0	0	0	0	0	0	0	1	0	0	3	0	2	4
04	Harris, John-Calvin	0	2	0	1	0	0	0	0	0	1	0	0	0	0	0	4
32	Wright, Calvin	0	0	0	0	0	0	1	2	3	1	0	0	0	1	1	13
33	Holloway,																

GAME 12 NEBRASKA 77, ALCORN STATE 53

12/29/07 7:05 p.m. at Lincoln, Neb. (Devaney Center)

VISITORS: Alcorn State 1-11

#	Player	f	tot-fg		3-pt		fta		rebounds			pf	tp	a	to	blk	s	min
			fg	fga	fg	fga	ft	fta	of	de	tot							
24	Williams, Jarvis	f	1	4	0	1	2	2	2	2	2	4	4	1	4	0	0	23
35	Kendrick, James	f	0	3	0	0	2	4	2	1	3	5	2	0	0	0	0	13
02	Thompson, Jamal	g	4	9	2	6	0	0	1	4	5	2	10	2	3	0	2	24
10	Reed, Jumane	g	1	3	1	1	0	0	0	1	1	3	3	5	1	0	2	32
21	Ford, Anthony	g	5	8	3	3	1	2	0	4	4	0	14	1	2	0	0	32
03	Omuri, Alex	g	5	15	1	8	2	3	3	2	5	2	13	0	4	0	2	28
15	Jackson, Troy	g	2	6	1	2	2	3	1	3	4	0	7	1	4	0	0	24
22	Oliver, Adrian	g	0	0	0	0	0	0	0	0	0	1	0	0	0	0	0	10
23	Blakely, Gifford	g	0	0	0	0	0	0	1	2	3	3	0	0	1	0	2	14
TEAM									2	1	3							
Totals.....			18	48	8	21	9	14	10	20	30	20	53	10	19	0	8	200

TOTAL FG%	1st Half: 7-21 33.3%	2nd Half: 11-27 40.7%	Game: 37.5%	DEADBALL
3-Pt. FG%	1st Half: 3-9 33.3%	2nd Half: 5-12 41.7%	Game: 38.1%	REBOUNDS
F Throw %	1st Half: 6-10 60.0%	2nd Half: 3-4 75.0%	Game: 64.3%	2

HOME TEAM: Nebraska 10-2

#	Player	c	tot-fg		3-pt		fta		rebounds			pf	tp	a	to	blk	s	min
			fg	fga	fg	fga	ft	fta	of	de	tot							
21	Maric, Aleks	c	5	7	0	0	3	3	2	7	9	2	13	1	3	1	0	17
01	Henry, Sek	g	2	5	0	2	3	4	1	3	4	3	7	1	2	0	0	21
11	Dagunduro, Ade	g	6	10	0	1	2	2	4	2	6	3	14	3	3	1	0	26
24	Miller, Cookie	g	3	8	2	3	0	0	2	2	4	0	8	10	0	0	5	30
44	Anderson, Ryan	g	2	7	0	3	0	0	2	0	2	4	4	1	3	0	1	25
02	Krenk, Nick	g	0	1	0	0	0	0	0	1	1	0	0	0	0	0	0	7
05	Strowbridge, Jay-R	g	3	7	1	3	3	3	1	1	2	0	10	1	2	0	1	25
20	Ping, Shang	g	3	4	0	1	2	6	2	3	5	1	8	0	0	0	0	16
25	Velander, Paul	g	2	5	2	5	2	2	0	1	1	1	8	1	0	0	2	13
32	Balham, Chris	g	1	2	0	0	1	3	1	2	3	0	3	0	1	0	0	9
34	Wicklund, Andrew	g	1	1	0	0	0	0	0	0	0	0	2	0	1	0	0	4
35	Nelson, Ben	g	0	0	0	0	0	0	0	0	0	0	0	1	0	0	0	4
43	Salomon, Cole	g	0	0	0	0	0	0	0	0	0	0	0	1	1	0	0	3
TEAM									1	1	1							
Totals.....			28	57	5	18	16	23	15	23	38	14	77	20	16	2	9	200

TOTAL FG%	1st Half: 12-31 38.7%	2nd Half: 16-26 61.5%	Game: 49.1%	DEADBALL
3-Pt. FG%	1st Half: 2-9 22.2%	2nd Half: 3-9 33.3%	Game: 27.8%	REBOUNDS
F Throw %	1st Half: 10-12 83.3%	2nd Half: 6-11 54.5%	Game: 69.6%	1

Officials: Kelly Self, Joe Townsell, Will Lynde. Technical fouls: Alcorn State-Thompson, Jamal. Nebraska-None. Attendance: 9,877 Actual attendance: 8,035

Score by Periods	1st	2nd	Total
Alcorn State	23	30	53
Nebraska	36	41	77



Sek Henry

GAME 13 NEBRASKA 86, MARYLAND EASTERN SHORE 50

1/4/08 7:05 p.m. at Lincoln, Neb. (Devaney Center)

VISITORS: Maryland Eastern Shore 2-12

#	Player	f	tot-fg		3-pt		fta		rebounds			pf	tp	a	to	blk	s	min
			fg	fga	fg	fga	ft	fta	of	de	tot							
31	Popovic, Aleksandar	f	0	2	0	0	2	2	1	3	4	3	2	0	0	1	0	30
33	Nimocks, B.J.	f	4	9	0	0	0	0	6	4	10	1	8	1	0	0	0	25
03	Davis, Marc	g	4	15	1	4	2	4	2	4	6	1	11	3	4	0	0	36
05	Tyson, Ed	g	4	15	3	5	5	6	0	0	0	3	16	1	1	0	3	33
23	McFadden, Ishmawiyi	g	1	8	0	0	0	1	1	1	2	1	2	1	1	0	0	24
10	Bright, Josh	g	1	3	0	2	0	0	0	1	1	1	2	1	2	0	1	15
11	Akram, Omar	g	0	0	0	0	0	0	0	0	0	0	0	0	0	0	0	2
15	Mirjacic, Milutin	g	0	0	0	0	0	0	0	1	1	4	0	0	0	1	0	14
21	Jackson, Denzel	g	2	3	0	0	2	4	1	3	4	1	6	0	2	0	0	12
34	Krieski, Danijel	g	1	1	1	1	0	0	0	0	0	0	3	0	0	0	0	3
44	Bivins, Jahmal	g	0	1	0	0	0	0	1	1	2	0	0	0	0	0	1	0
45	Moore, Brandon	g	0	0	0	0	0	0	1	1	1	1	0	0	0	0	0	3
TEAM									2	1	3							
Totals.....			17	57	5	12	11	17	16	18	34	16	50	7	15	2	5	200

TOTAL FG%	1st Half: 5-22 22.7%	2nd Half: 12-35 34.3%	Game: 29.8%	DEADBALL
3-Pt. FG%	1st Half: 2-3 66.7%	2nd Half: 3-9 33.3%	Game: 41.7%	REBOUNDS
F Throw %	1st Half: 9-13 69.2%	2nd Half: 2-4 50.0%	Game: 64.7%	3

HOME TEAM: Nebraska 11-2

#	Player	c	tot-fg		3-pt		fta		rebounds			pf	tp	a	to	blk	s	min
			fg	fga	fg	fga	ft	fta	of	de	tot							
21	Maric, Aleks	c	8	10	0	0	6	8	2	6	8	1	22	1	1	2	2	26
01	Henry, Sek	g	2	3	1	2	2	2	0	2	2	3	7	1	1	0	0	20
11	Dagunduro, Ade	g	5	7	0	0	2	3	2	3	5	1	12	2	1	1	0	23
24	Miller, Cookie	g	3	3	0	0	0	0	0	2	2	1	6	9	1	0	2	24
44	Anderson, Ryan	g	4	6	0	0	0	0	1	3	4	2	8	4	0	0	0	21
02	Krenk, Nick	g	0	1	0	1	0	0	0	0	0	0	0	0	0	0	0	4
04	Harley, Steve	g	2	9	0	1	4	4	2	4	6	0	8	2	0	0	0	16
05	Strowbridge, Jay-R	g	1	5	1	4	2	3	1	2	3	2	5	1	1	0	1	20
20	Ping, Shang	g	3	6	0	0	0	3	1	1	2	0	6	2	1	3	0	16
25	Velander, Paul	g	2	3	2	3	0	0	0	0	0	1	6	2	0	0	0	15
32	Balham, Chris	g	3	3	0	0	0	0	1	2	3	1	6	0	1	0	0	3
34	Wicklund, Andrew	g	0	0	0	0	0	0	0	1	1	0	0	0	0	0	0	4
35	Nelson, Ben	g	0	1	0	0	0	0	1	0	1	0	0	0	0	0	0	4
43	Salomon, Cole	g	0	1	0	1	0	0	0	0	0	0	0	0	0	0	0	4
TEAM									1	1	2							
Totals.....			33	58	4	12	16	23	12	27	39	12	86	24	7	6	5	200

TOTAL FG%	1st Half: 13-26 50.0%	2nd Half: 20-32 62.5%	Game: 56.9%	DEADBALL
3-Pt. FG%	1st Half: 1-5 20.0%	2nd Half: 3-7 42.9%	Game: 33.3%	REBOUNDS
F Throw %	1st Half: 9-15 60.0%	2nd Half: 7-8 87.5%	Game: 69.6%	2

Officials: Steve Welmer, Rick Hartzell, Scott Thornley. Technical fouls: UMES-Tyson, Ed. Nebraska-None. Attendance: 8,539 Actual attendance: 7,106

Score by Periods	1st	2nd	Total
Maryland Eastern Shore	21	29	50
Nebraska	36	50	86

GAME 14 NO. 3 KANSAS 79, NEBRASKA 58

1/12/08 8:02 p.m. at Lincoln, Neb. (Devaney Center) Television: ESPN

VISITORS: Kansas 16-0 (1-0 Big 12)

#	Player	f	tot-fg		3-pt		fta		rebounds			pf	tp	a	to	blk	s	min
			fg	fga	fg	fga	ft	fta	of	de	tot							
00	Arthur, Darrell	f	4	6	0	1	0	0	0	2	2	3	8	2	4	3	0	20
32	Jackson, Darnell	f	3	6	0	0	2	2	1	7	8	1	8	0	0	0	0	28
03	Robinson, Russell	g	4	6	2	4	0	2	1	4	5	3	10	3	2	0	2	25
15	Chalmers, Mario	g	4	9	2	6	4	4	0	2	2	1	14	6	1	0	0	34
25	Rush, Brandon	g	5	11	5													

GAME 15 COLORADO 55, NEBRASKA 51

1/15/08 7:07 p.m. at Boulder, Colo. (Coors Events Center) Television: FSN Midwest and ESPN FullCourt

VISITORS: Nebraska 11-4 (0-2 Big 12)

#	Player	c	g	tot-fg		3-pt		ft	fta	rebounds			pf	tp	a	to	blk	s	min
				fg	fga	fg	fga			of	de	tot							
21	Maric, Aleks	c	5	9	0	1	4	5	3	6	9	2	7	2	2	0	0	0	31
01	Henry, Sek	g	2	3	0	0	3	4	1	2	3	4	7	2	2	0	1	26	
11	Dagunduro, Ade	g	1	3	0	0	0	0	0	1	2	3	3	2	2	0	0	16	
24	Miller, Cookie	g	1	6	10	4	8	2	2	0	1	1	4	3	18	2	1	34	
44	Anderson, Ryan	g	1	6	1	4	3	4	1	8	9	3	6	1	1	1	1	31	
04	Harley, Steve	g	0	5	0	3	0	0	0	2	2	1	0	0	0	0	0	19	
05	Strowbridge, Jay-R	g	0	6	0	3	0	0	0	1	2	3	1	0	0	1	1	26	
20	Ping, Shang	g	1	4	0	0	0	0	0	1	2	1	0	0	0	0	0	2	
25	Velander, Paul	g	1	4	1	3	1	2	0	0	0	0	1	4	0	0	1	11	
32	Balham, Chris	g	0	0	0	0	0	0	0	0	0	0	0	0	0	0	0	2	
43	Salomon, Cole	g	0	0	0	0	0	0	0	0	0	0	1	0	0	0	0	11	
TEAM Totals.....				16	47	6	20	13	17	8	24	32	20	51	9	9	4	5	200
TOTAL FG%		1st Half: 8-24 33.3%		2nd Half: 8-23 34.8%		Game: 34.0%		DEADBALL		REBOUNDS		1							
3-Pt. FG%		1st Half: 3-11 27.3%		2nd Half: 3-9 33.3%		Game: 30.0%													
F Throw %		1st Half: 3-4 75.0%		2nd Half: 10-13 76.9%		Game: 76.5%													

HOME TEAM: Colorado 9-7 (1-1 Big 12)

#	Player	c	g	tot-fg		3-pt		ft	fta	rebounds			pf	tp	a	to	blk	s	min
				fg	fga	fg	fga			of	de	tot							
32	King Stockton, Marcus	f	0	0	0	0	3	5	1	2	3	3	3	0	1	2	3	21	
11	Hall, Marcus	g	4	11	1	5	0	2	1	2	6	1	13	4	2	0	2	38	
01	Higgins, Cory	g	5	10	2	4	1	2	4	6	1	1	0	0	0	0	0	19	
13	Silas, Xavier	g	2	8	0	1	4	5	2	7	9	1	1	0	3	0	0	35	
23	Roby, Richard	g	4	10	1	4	3	4	3	7	10	1	12	3	0	3	1	37	
12	Thorne II, Dwight	g	0	0	0	0	0	0	0	0	0	0	0	0	0	0	0	5	
24	Knutson, Levi	g	2	5	2	5	2	2	2	2	5	4	2	2	1	0	0	15	
31	Jackson-Wilson, Jermy	g	1	2	0	0	0	2	2	3	5	1	0	0	2	0	0	14	
44	Beckley, Trent	g	0	0	0	0	0	0	0	0	0	1	0	0	0	0	0	2	
TEAM Totals.....				18	46	6	19	13	22	11	26	37	14	55	11	10	5	6	200
TOTAL FG%		1st Half: 8-25 32.0%		2nd Half: 10-21 47.6%		Game: 39.1%		DEADBALL		REBOUNDS		2							
3-Pt. FG%		1st Half: 4-13 30.8%		2nd Half: 2-6 33.3%		Game: 31.6%													
F Throw %		1st Half: 5-6 83.3%		2nd Half: 8-16 50.0%		Game: 59.1%													

Officials: Steve Welmer, Ted Hillary, Mike Thibodeaux. Technical fouls: Nebraska-None. Colorado-None. Attendance: 5,773

Score by Periods	1st	2nd	Total
Nebraska	22	29	51
Colorado	25	30	55

GAME 16 BAYLOR 72, NEBRASKA 70

01/19/08 5:05 p.m. at Lincoln, Neb. (Devaney Center) Television: ESPN Plus

VISITORS: Baylor 15-2 (3-0 Big 12)

#	Player	c	g	tot-fg		3-pt		ft	fta	rebounds			pf	tp	a	to	blk	s	min
				fg	fga	fg	fga			of	de	tot							
23	Rogers, Kevin	f	4	9	1	1	4	4	5	9	14	2	13	1	2	1	0	32	
50	Lomers, Josh	c	0	0	0	0	0	0	0	0	0	4	0	1	0	0	1	17	
00	Jerrells, Curtis	g	3	7	1	3	0	4	0	2	2	3	7	1	2	0	3	26	
05	Dugat, Henry	g	6	12	3	6	4	4	0	5	5	4	19	2	6	1	1	32	
14	Bruce, Aaron	g	3	6	2	4	3	4	1	1	2	2	11	1	3	0	0	24	
15	Diene, Mamadou	g	0	1	0	0	0	0	1	5	6	5	0	0	1	3	0	23	
20	Carter, Tweety	g	1	5	1	2	5	6	0	2	2	0	8	0	3	0	1	22	
24	Dunn, LaceDarius	g	4	9	2	4	2	2	1	3	4	1	12	0	3	0	0	17	
40	Shepherd, Mark	g	0	1	0	0	2	2	0	2	2	1	2	0	1	0	0	7	
TEAM Totals.....				21	50	10	20	20	26	8	32	40	22	72	6	21	5	6	200
TOTAL FG%		1st Half: 10-25 40.0%		2nd Half: 11-25 44.0%		Game: 42.0%		DEADBALL		REBOUNDS		3							
3-Pt. FG%		1st Half: 7-13 53.8%		2nd Half: 3-7 42.9%		Game: 50.0%													
F Throw %		1st Half: 3-4 75.0%		2nd Half: 17-22 77.3%		Game: 76.9%													

HOME TEAM: Nebraska 11-5 (0-3 Big 12)

#	Player	c	g	tot-fg		3-pt		ft	fta	rebounds			pf	tp	a	to	blk	s	min
				fg	fga	fg	fga			of	de	tot							
21	Maric, Aleks	c	6	18	0	0	9	11	5	4	9	2	21	4	3	4	0	31	
01	Henry, Sek	g	1	4	1	1	2	2	0	2	2	2	5	1	2	0	1	19	
11	Dagunduro, Ade	g	2	7	0	3	1	5	2	1	3	1	5	0	2	0	1	18	
24	Miller, Cookie	g	1	5	0	3	4	4	0	2	2	4	6	1	2	0	2	31	
44	Anderson, Ryan	g	2	6	2	5	0	0	0	8	8	3	6	3	2	0	1	31	
04	Harley, Steve	g	6	11	2	2	1	6	0	2	2	2	15	2	1	0	2	32	
05	Strowbridge, Jay-R	g	2	2	2	2	3	4	1	3	4	2	9	0	1	0	1	20	
25	Velander, Paul	g	0	1	0	0	0	0	1	1	0	0	0	0	0	0	2	9	
32	Balham, Chris	g	1	1	0	0	1	2	0	0	0	3	3	0	0	1	0	9	
TEAM Totals.....				21	55	7	17	21	34	8	24	32	19	70	11	13	5	10	200
TOTAL FG%		1st Half: 11-27 40.7%		2nd Half: 10-28 35.7%		Game: 38.2%		DEADBALL		REBOUNDS		7							
3-Pt. FG%		1st Half: 3-8 37.5%		2nd Half: 4-9 44.4%		Game: 41.2%													
F Throw %		1st Half: 10-14 71.4%		2nd Half: 11-20 55.0%		Game: 61.8%													

Officials: Duke Edsall, Terry Davis, Brent Meaux. Technical fouls: Baylor-None. Nebraska-None. Attendance: 10,493 Actual attendance: 9,408


Score by Periods	1st	2nd	Total
Baylor	30	42	72
Nebraska	35	35	70

GAME 17 NO. 2 KANSAS 84, NEBRASKA 49

1/26/08 12:47 p.m. at Lawrence, Kan. (Allen Fieldhouse) Television: ESPN Plus

VISITORS: Nebraska 11-6 (0-4 Big 12)

#	Player	c	g	tot-fg		3-pt		ft	fta	rebounds			pf	tp	a	to	blk	s	min
				fg	fga	fg	fga			of	de	tot							
21	Maric, Aleks	c	0	6	1	0	0	2	2	7	9	3	5	0	3	1	0	0	22
01	Henry, Sek	g	2	4	1	2	0	0	1	2	6	0	7	1	1	0	1	21	
04	Harley, Steve	g	6	12	0	0	4	6	1	1	6	1	16	1	1	0	1	26	
24	Miller, Cookie	g	3	8	0	1	1	2	0	1	1	2	7	3	4	1	4	28	
44	Anderson, Ryan	g	1	9	0	1	0	0	0	3	3	2	3	0	0	0	0	1	
02	Krenk, Nick	g	1	0	0	0	0	0	0	0	0	1	0	0	0	0	0	15	
05	Strowbridge, Jay-R	g	0	4	0	2	0	0	0	0	0	1	0	0	2	0	0	15	
11	Dagunduro, Ade	g	2	7	0	0	3	4	1	3	4	3	7	1	3	0	0	22	
20	Ping, Shang	g	1	3	0	0	3	4	1	3	4	0	2	0	0	0	0	10	
25	Velander, Paul	g	1	2	1	2	0	0	0	0	0	1	2	0	0	0	0	12	
32	Balham, Chris	g	2	4	0	0	2	2	1	7	8	4	6	0	0	0	1	20	
43	Salomon, Cole	g	0	1	0	1	0	0	0	1	1	1	0	0	1	0	0	7	
TEAM Totals.....				18	60	3	15	10	19	11	28	39	18	49	5	16	5	10	200
TOTAL FG%		1st Half: 6-29 20.7%		2nd Half: 12-31 38.7%		Game: 30.0%		DEADBALL		REBOUNDS		4							
3-Pt. FG%		1st Half: 1-8 12.5%		2nd Half: 2															



Ade Dagunduro

GAME 18 NEBRASKA 66, MISSOURI 62

1/30/08 7:05 p.m. at Columbia, Mo. (Mizzou Arena) Television: FSN Midwest/ESPN FullCourt

VISITORS: Nebraska 12-6 (1-4 Big 12)

##	Player	tot-fg		3-pt		rebounds		pf	tp	a	to	blk	s	min	
		fg	fga	fg	fga	of	de								tot
21	Maric, Aleks	c	6	8	0	0	7	6	13	5	13	2	4	2	24
04	Harley, Steve	g	5	13	0	1	5	6	0	5	5	3	15	2	33
11	Dagunduro, Ade	g	2	3	0	0	4	1	2	4	4	0	2	0	12
24	Miller, Cookie	g	0	7	0	3	5	6	1	1	2	0	5	4	2
44	Anderson, Ryan	g	4	9	2	4	1	1	2	2	11	4	3	0	34
01	Henry, Sek	g	4	9	4	7	2	2	0	1	1	0	14	2	29
05	Strowbridge, Jay-R	g	0	3	0	0	0	0	1	1	0	0	1	0	14
20	Ping, Shang	g	0	0	0	0	0	0	1	1	2	2	0	0	3
25	Velander, Paul	g	0	4	0	4	0	0	0	0	0	2	0	0	8
32	Balham, Chris	g	2	2	0	0	1	0	1	1	4	0	0	0	12
TEAM							2	2			1				
Totals.....			23	58	6	19	14	21	13	26	39	19	66	15	13

TOTAL FG%	1st Half: 12-35 34.3%	2nd Half: 11-23 47.8%	Game: 39.7%	DEADBALL
3-Pt. FG%	1st Half: 6-16 37.5%	2nd Half: 0-3 0.0%	Game: 31.6%	REBOUNDS
F Throw %	1st Half: 2-4 50.0%	2nd Half: 12-17 70.6%	Game: 66.7%	5

HOME TEAM: Missouri 12-9 (2-4 Big 12)

##	Player	tot-fg		3-pt		rebounds		pf	tp	a	to	blk	s	min	
		fg	fga	fg	fga	of	de								tot
01	Carroll, DeMarre	f	6	11	0	1	3	7	4	8	12	1	15	1	38
32	Volkus, Vaidotas	f	5	7	0	0	2	3	1	3	4	4	12	1	0
02	Lawrence, Keon	g	3	9	0	0	0	0	0	0	0	3	6	4	4
04	Tiller, J.T.	g	7	15	0	4	0	0	2	6	8	3	14	3	5
33	Lawrence, Matt	g	3	9	2	6	2	2	0	1	1	1	10	2	1
13	Anderson, Michael	g	1	2	1	2	0	0	0	0	0	0	3	2	0
23	Safford, Justin	g	1	5	0	1	0	0	1	3	4	3	2	1	2
TEAM							2	3		5					
Totals.....			26	58	3	14	7	12	10	24	34	15	62	14	14

TOTAL FG%	1st Half: 11-26 42.3%	2nd Half: 15-32 46.9%	Game: 44.8%	DEADBALL
3-Pt. FG%	1st Half: 2-7 28.6%	2nd Half: 1-7 14.3%	Game: 21.4%	REBOUNDS
F Throw %	1st Half: 6-10 60.0%	2nd Half: 1-2 50.0%	Game: 58.3%	1

Officials: Scott Thornley, Kelly Self, Terry Moore. Technical fouls: Nebraska-None. Missouri-None. Attendance: 8,660

Score by Periods	1st	2nd	Total
Nebraska	32	34	66
Missouri	30	32	62

GAME 19 NEBRASKA 64, IOWA STATE 56

2/2/08 3:01 p.m. at Lincoln, Neb. (Devaney Center) Television: ESPN Plus

VISITORS: Iowa State 13-9 (3-4 Big 12)

##	Player	tot-fg		3-pt		rebounds		pf	tp	a	to	blk	s	min	
		fg	fga	fg	fga	of	de								tot
13	Clark, Rahshon	f	3	7	1	3	0	0	0	0	0	1	7	1	1
21	Brackins, Craig	f	5	8	2	5	2	2	2	5	7	1	14	3	6
33	Hubalek, Jiri	c	6	10	0	1	6	7	0	7	7	4	18	2	0
10	Garrett, Diante	g	2	8	0	5	2	2	0	0	0	3	6	3	4
22	Petersen, Bryan	g	2	7	2	6	0	0	0	2	2	3	6	1	3
01	Lee, Cameron	g	0	1	0	0	0	0	0	2	2	2	0	0	0
03	Haluska, Sean	g	1	3	0	1	0	0	0	1	1	2	2	0	0
15	Thompson, Alex	g	1	2	1	2	0	1	0	1	1	2	3	0	1
31	Johnson, Cory	g	0	0	0	0	0	0	1	1	2	2	0	1	0
TEAM							1	1		2					
Totals.....			20	46	6	23	10	12	5	25	30	20	56	11	20

TOTAL FG%	1st Half: 13-27 48.1%	2nd Half: 7-19 36.8%	Game: 43.5%	DEADBALL
3-Pt. FG%	1st Half: 2-11 18.2%	2nd Half: 4-12 33.3%	Game: 26.1%	REBOUNDS
F Throw %	1st Half: 1-1 100%	2nd Half: 9-11 81.8%	Game: 83.3%	0

HOME TEAM: Nebraska 13-6 (2-4 Big 12)

##	Player	tot-fg		3-pt		rebounds		pf	tp	a	to	blk	s	min	
		fg	fga	fg	fga	of	de								tot
21	Maric, Aleks	c	5	10	0	0	4	4	5	8	13	3	14	1	1
04	Harley, Steve	g	2	11	0	0	4	4	0	2	2	1	8	0	2
11	Dagunduro, Ade	g	5	10	0	3	0	0	0	0	0	2	10	1	1
24	Miller, Cookie	g	3	6	1	4	0	1	0	1	1	1	7	4	2
44	Anderson, Ryan	g	3	5	2	3	3	4	0	5	5	2	11	0	1
01	Henry, Sek	g	4	7	0	2	3	6	1	4	5	4	11	0	2
05	Strowbridge, Jay-R	g	1	3	1	2	0	0	0	1	1	0	3	1	3
25	Velander, Paul	g	0	1	0	0	0	0	0	0	0	0	0	0	0
32	Balham, Chris	g	0	1	0	0	0	2	3	1	4	2	0	0	0
TEAM							2	1		3					
Totals.....			23	54	4	14	14	21	11	23	34	15	64	7	12

TOTAL FG%	1st Half: 10-24 41.7%	2nd Half: 13-30 43.3%	Game: 42.6%	DEADBALL
3-Pt. FG%	1st Half: 3-8 37.5%	2nd Half: 1-6 16.7%	Game: 28.6%	REBOUNDS
F Throw %	1st Half: 6-8 75.0%	2nd Half: 8-13 61.5%	Game: 66.7%	2

Officials: Tom O'Neill, Darron George, Brent Meaux. Technical fouls: Iowa State-None. Nebraska-None. Attendance: 11,443 Actual attendance: 9,812

Score by Periods	1st	2nd	Total
Iowa State	29	27	56
Nebraska	29	35	64

GAME 20 NO. 20/24 KANSAS STATE 74, NEBRASKA 59

2/6/08 7:07 p.m. at Manhattan, Kan. (Bramlage Coliseum) Television: FSN Midwest/ESPN FullCourt

VISITORS: Nebraska 13-7 (2-5 Big 12)

##	Player	tot-fg		3-pt		rebounds		pf	tp	a	to	blk	s	min	
		fg	fga	fg	fga	of	de								tot
21	Maric, Aleks	c	7	15	0	0	2	2	8	7	15	4	16	1	2
04	Harley, Steve	g	0	4	0	0	2	2	1	2	3	0	4	0	0
11	Dagunduro, Ade	g	5	10	0	2	4	6	3	2	5	4	14	0	5
24	Miller, Cookie	g	4	10	0	4	6	8	1	1	2	4	14	8	3
44	Anderson, Ryan	g	1	6	1	4	0	0	0	3	3	3	3	4	1
01	Henry, Sek	g	4	8	2	4	0	0	0	1	1	0	10	0	0
05	Strowbridge, Jay-R	g	0	0	0	0	0	0	0	0	0	0	0	0	0
20	Ping, Shang	g	0	0	0	0	0	0	0	1	1	2	0	1	0
25	Velander, Paul	g	0	1	0	1	0	0	0	0	0	0	0	0	0
32	Balham, Chris	g	0	1	0	0	0	0	1	4	5	2	0	0	1
43	Salomon, Cole	g	0	0	0	0	0	0	0	0	0	0	0	0	0
TEAM															
Totals.....			21	55	3	15	14	18	14	21	35	19	59	14	16

TOTAL FG%	1st Half: 11-27 40.7%	2nd Half: 10-28 35.7%	Game: 38.2%	DEADBALL
3-Pt. FG%	1st Half: 1-7 14.3%	2nd Half: 2-8 25.0%	Game: 20.0%	REBOUNDS
F Throw %	1st Half: 7-7 100%	2nd Half: 7-11 63.6%	Game: 77.8%	3

HOME TEAM: Kansas State 16-5 (6-1 Big 12)

##	Player	tot-fg		3-pt		rebounds		pf	tp	a	to	blk	s	min	
		fg	fga	fg	fga	of	de								tot
12	Walker, Bill	f	6	16	1	7	4	5	7	2	9	2	17	3	3
23	Sutton, Dominique	f	0	1	0	0	0	0	0	1	1	2	0	1	0
30	Beasley, Michael	f	15	21	2	5	3	6	5	8	13	3	35	1	3
00	Pullen, Jacob	f	3	11	2	6	3	5	0	1	1	1	11	8	2
02	Young, Blake	g	2	7	1	4	2	4	3	1	4	3	7	2	1
01	Brown, Fred	g	0	1	0	1	0	0	0	1	1	0	0	0	0
31	Merriewether, Chris	g	1	2	0	0	0	0	2	3	5	1	2	2	1
40	Anderson, Ron	g	0	0	0	0	0	0	0	0	0	0	0	0	0
42	Kent, Darren	g	0	2	0	1	0	0	0	1	1	0	0	2	0
50	Kolon, Luis	g	1	1	0	0	0	0	1	1	2	2	2	0	0
51	Franklin, James	g	0	0	0	0	0	0	0	1	1	0	0	0	0
TEAM															

GAME 25 NEBRASKA 65, NO. 22/22 TEXAS A&M 59

2/23/08 3:01 p.m. at College Station, Texas (Reed Arena) Television: ESPN Plus

VISITORS: Nebraska 16-9 (5-7 Big 12)

#	Player	tot-fg		3-pt		rebounds			pf	tp	a	to	blk	s	min
		fg	fga	fg	fga	of	de	tot							
21	Maric, Aleks	c	4	5	0	0	2	4	0	5	5	3	1	0	29
04	Harley, Steve	g	3	6	0	0	5	6	0	2	2	1	1	1	35
11	Dagunduro, Ade	g	2	4	0	0	1	2	1	3	4	2	5	2	23
24	Miller, Cookie	g	2	3	1	1	3	4	0	2	2	4	8	1	27
44	Anderson, Ryan	g	3	6	3	6	0	0	0	2	2	3	9	5	36
01	Henry, Sek	g	4	6	2	4	1	4	0	2	2	0	1	1	25
05	Strowbridge, Jay-R	g	0	2	0	0	1	2	1	1	2	1	1	0	10
25	Velander, Paul	g	0	0	0	0	0	0	0	0	0	0	0	0	0+
32	Balham, Chris	g	5	7	0	0	0	0	1	2	3	1	1	0	11
43	Salomon, Cole	g	0	0	0	0	0	0	0	0	0	1	0	0	4
TEAM Totals			23	39	6	11	13	22	3	20	23	16	65	14	10

TOTAL FG%	1st Half: 12-20 60.0%	2nd Half: 11-19 57.9%	Game: 59.0%	DEADBALL REBOUNDS
3-Pt. FG%	1st Half: 3-6 50.0%	2nd Half: 3-5 60.0%	Game: 54.5%	5
F Throw %	1st Half: 5-8 62.5%	2nd Half: 8-16 50.0%	Game: 59.1%	

HOME TEAM: Texas A&M 20-7 (6-6 Big 12)

#	Player	tot-fg		3-pt		rebounds			pf	tp	a	to	blk	s	min
		fg	fga	fg	fga	of	de	tot							
00	Davis, Bryan	f	4	6	0	0	0	0	3	3	6	1	8	1	32
30	Jones, Joseph	f	2	9	1	2	2	4	2	1	3	4	7	2	25
15	Sloan, Donald	g	3	9	1	4	3	3	2	1	0	6	5	0	35
22	Kirk, Dominique	g	3	8	2	7	1	2	0	0	0	3	9	3	33
23	Carter, Josh	g	1	5	0	2	4	4	2	1	3	5	6	0	26
03	Roland, Derrick	g	5	7	3	5	0	0	1	0	1	1	13	0	24
11	Holmes, B.J.	g	0	0	0	0	0	0	0	0	0	0	0	0	1
12	Jordan, DeAndre	g	2	4	0	0	2	2	1	7	8	3	6	0	20
32	Muhlbach, Beau	g	0	0	0	0	0	0	0	0	0	0	0	0	0+
45	Walkup, Nathan	g	0	0	0	0	0	0	0	0	0	0	0	0	4
TEAM Totals			20	48	7	20	12	15	11	17	28	19	59	12	13

TOTAL FG%	1st Half: 9-24 37.5%	2nd Half: 11-24 45.8%	Game: 41.7%	DEADBALL REBOUNDS
3-Pt. FG%	1st Half: 3-8 37.5%	2nd Half: 4-12 33.3%	Game: 35.0%	0
F Throw %	1st Half: 4-6 66.7%	2nd Half: 8-9 88.9%	Game: 80.0%	

Officials: Scott Thornley, Duke Edsal, Brent Meaux. Technical fouls: Nebraska-None. Texas A&M-None. Attendance: 11,207

Score by Periods	1st	2nd	Total
Nebraska	32	33	65
Texas A&M	25	34	59

GAME 26 NEBRASKA 63, OKLAHOMA 45

2/27/08 7:05 p.m. at Lincoln, Neb. (Devaney Center) Television: None

VISITORS: Oklahoma 18-10 (6-7 Big 12)

#	Player	tot-fg		3-pt		rebounds			pf	tp	a	to	blk	s	min
		fg	fga	fg	fga	of	de	tot							
23	Griffin, Blake	f	7	8	0	0	3	5	8	3	17	3	7	0	1
32	Griffin, Taylor	f	0	1	0	0	0	0	4	4	2	0	1	0	1
05	Crocker, Tony	g	4	13	2	8	1	3	0	2	2	2	11	0	39
15	Godbold, David	g	1	9	0	4	2	2	2	4	4	4	0	1	0
20	Johnson, Austin	g	1	3	1	2	0	0	2	2	3	3	3	0	1
02	Neysmith, Tony	g	0	0	0	0	0	0	0	0	0	0	0	0	0
11	Leary, Omar	g	0	2	0	1	0	0	0	0	0	1	0	0	1
30	Longar, Longar	g	0	3	0	0	1	0	1	1	1	1	0	2	0
34	Davis, Cade	g	4	7	2	5	0	0	1	1	2	1	1	0	16
45	Gerber, Beau	g	0	0	0	0	0	0	0	1	1	0	0	0	2
TEAM Totals			17	46	5	20	6	11	7	18	25	17	45	8	11

TOTAL FG%	1st Half: 5-19 26.3%	2nd Half: 12-27 44.4%	Game: 37.0%	DEADBALL REBOUNDS
3-Pt. FG%	1st Half: 1-7 14.3%	2nd Half: 4-13 30.8%	Game: 25.0%	1
F Throw %	1st Half: 1-2 50.0%	2nd Half: 5-9 55.6%	Game: 54.5%	

HOME TEAM: Nebraska 17-9 (6-7 Big 12)

#	Player	tot-fg		3-pt		rebounds			pf	tp	a	to	blk	s	min
		fg	fga	fg	fga	of	de	tot							
21	Maric, Aleks	c	5	6	0	0	6	7	2	9	11	3	16	3	3
01	Henry, Sek	g	1	7	0	3	0	0	3	3	3	1	2	1	0
04	Harley, Steve	g	7	11	0	2	3	5	0	3	3	0	17	2	0
11	Dagunduro, Ade	g	5	9	1	3	2	3	4	3	7	3	13	1	0
44	Anderson, Ryan	g	1	4	0	3	0	0	3	3	4	2	1	1	0
05	Strowbridge, Jay-R	g	1	4	0	2	0	0	1	1	2	2	4	1	0
25	Velander, Paul	g	3	3	3	3	2	2	2	2	2	1	1	0	0
32	Balham, Chris	g	0	1	0	0	0	0	0	0	0	1	0	0	1
43	Salomon, Cole	g	0	1	0	0	0	0	0	2	2	0	1	0	0
TEAM Totals			23	46	4	16	13	17	7	26	33	16	63	14	8

TOTAL FG%	1st Half: 12-26 46.2%	2nd Half: 11-20 55.0%	Game: 50.0%	DEADBALL REBOUNDS
3-Pt. FG%	1st Half: 2-10 20.0%	2nd Half: 2-6 33.3%	Game: 25.0%	2
F Throw %	1st Half: 3-4 75.0%	2nd Half: 10-13 76.9%	Game: 76.5%	

Officials: Dan Chrisman, Terry Moore, Brad Ferrie. Technical fouls: Oklahoma-None. Nebraska-None. Attendance: 11,107 Actual attendance: 10,031

Score by Periods	1st	2nd	Total
Oklahoma	12	33	45
Nebraska	29	34	63

GAME 27 OKLAHOMA STATE 77, NEBRASKA 63

3/1/08 12:47 p.m. at Stillwater, Okla. (Gallagher-Iba Arena) Television: ESPN Plus

VISITORS: Nebraska 17-10 (6-8 Big 12)

#	Player	tot-fg		3-pt		rebounds			pf	tp	a	to	blk	s	min
		fg	fga	fg	fga	of	de	tot							
21	Maric, Aleks	c	8	11	0	0	5	7	12	4	17	2	5	0	3
01	Henry, Sek	g	1	4	0	1	2	3	1	4	5	2	4	1	4
04	Harley, Steve	g	6	12	3	4	2	2	0	2	2	4	17	1	3
11	Dagunduro, Ade	g	5	8	0	0	2	5	0	2	2	4	12	3	1
44	Anderson, Ryan	g	3	6	2	2	0	0	1	3	4	4	6	2	1
05	Strowbridge, Jay-R	g	0	5	0	2	1	2	2	0	2	3	1	2	0
25	Velander, Paul	g	0	3	0	3	0	0	0	0	0	1	0	0	0
32	Balham, Chris	g	3	3	0	0	0	0	0	2	1	3	4	6	0
43	Salomon, Cole	g	0	0	0	0	0	0	0	0	0	0	0	0	0
TEAM Totals			26	52	3	12	8	14	12	19	31	26	63	11	19

TOTAL FG%	1st Half: 11-20 55.0%	2nd Half: 15-32 46.9%	Game: 50.0%	DEADBALL REBOUNDS
3-Pt. FG%	1st Half: 1-3 33.3%	2nd Half: 2-9 22.2%	Game: 25.0%	4
F Throw %	1st Half: 4-6 66.7%	2nd Half: 4-8 50.0%	Game: 57.1%	

HOME TEAM: Oklahoma State 16-12 (7-7 Big 12)

#	Player	tot-fg		3-pt		rebounds			pf	tp	a	to	blk	s	min
		fg	fga	fg	fga	of	de	tot							
05	Dove, Marcus	f	5	7	2	3	5	5	1	1	2	2	1	0	2
23	Anderson, James	f	2	6	1	4	3	3	0	3	3	1	8	0	1
21	Thomas, Ibrahim	c	2	6	0	2	4	6	1	2	3	2	8	1	3
00	Eaton, Byron	g	6	7	2	2	6	10	1	1	2	5	20	4	2
02	Muonelo, Obi	g	3	6	2	3	4	5	1	4	5	0	12	2	1
10	Harris, Terrel	g	2	8	1	4	0	0	1	2	3	3	5	1	4
01	Hatch, Tyler	g	1	1	1	1	0	0	2	0	2	1	3	0	0
13	Adams, Martavius	g	1	1	0	0	2	4	1	3	4	1	4	0	1
15	Sidorakis, Nick	g	0	0	0	0	0	0	0	0	0	0	0	2	0
TEAM Totals			22	42	9	19	24	33	8	16	24	15	77	11	14

TOTAL FG%	1st Half: 11-26 42.3%	2nd Half: 11-16 68.8%	Game: 52.4%	DEADBALL REBOUNDS
3-Pt. FG%	1st Half: 3-11 27.3%	2nd Half: 6-8 75.0%	Game: 47.4%	2
F Throw %	1st Half: 6-8 75.0%	2nd Half: 18-25 72.0%	Game: 72.7%	

Officials: J.B. Caldwell, Bill Kennedy, Terry Oglesby. Technical fouls: Nebraska-Dagunduro, Ade. Oklahoma State-Eaton, Byron. Attendance: 13,439 Actual Attendance: 10,663

Score by Periods	1st	2nd	Total
Nebraska	27	36	63
Oklahoma State	31	46	77



Paul Velander

GAME 28 NO. 9/9 TEXAS 70, NEBRASKA 66

3/4/08 6:36 pm at Austin, Texas (Erwin Center) Television: FSN Midwest/ESPN FullCourt

VISITORS: Nebraska 17-11 (6-9 Big 12)

##	Player	c	tot-fg		3-pt		rebounds			pf	tp	a	to	blk	s	min	
			fg	fga	fg	fga	of	de	tot								
21	Maric, Aleks	c	8	14	1	4	5	5	10	3	17	2	1	0	1	35	
01	Henry, Sek	g	3	6	1	3	1	2	3	8	3	1	0	0	1	19	
04	Harley, Steve	g	4	11	1	3	0	5	5	3	9	2	1	0	1	30	
11	Dagunduro, Ade	g	2	7	1	1	0	0	2	3	5	0	1	0	0	19	
44	Anderson, Ryan	g	5	9	4	6	0	1	4	5	3	14	4	5	0	39	
02	Krenk, Nick	g	0	0	0	0	0	0	0	0	0	0	1	0	0	1	
05	Strowbridge, Jay-R	g	1	3	0	0	0	0	0	1	2	4	0	0	1	25	
25	Velander, Paul	g	3	8	3	8	0	1	0	3	1	9	1	0	0	26	
32	Balham, Chris	g	0	0	0	0	2	2	0	0	1	2	0	0	0	5	
43	Salomon, Cole	g	0	0	0	0	0	0	0	0	0	0	0	0	0	1	
TEAM Totals			26	58	10	21	4	9	10	21	31	18	66	16	10	0	6

TOTAL FG%	1st Half: 10-26 38.5%	2nd Half: 16-32 50.0%	Game: 44.8%	DEADBALL
3-Pt. FG%	1st Half: 4-11 36.4%	2nd Half: 6-10 60.0%	Game: 47.6%	REBOUNDS
F Throw %	1st Half: 1-3 33.3%	2nd Half: 3-6 50.0%	Game: 44.4%	4

HOME TEAM: Texas 25-5 (12-3 Big 12)

##	Player	f	tot-fg		3-pt		rebounds			pf	tp	a	to	blk	s	min	
			fg	fga	fg	fga	of	de	tot								
05	James, Damion	f	6	9	1	2	3	6	9	3	16	1	1	2	3	30	
32	Atchley, Connor	c	2	8	2	6	0	0	2	2	3	6	0	2	5	0	27
03	Abrams, A.J.	g	4	11	1	5	6	8	0	5	5	2	15	1	1	0	1
14	Augustin, D.J.	g	9	16	4	7	0	0	1	2	3	2	22	5	2	0	1
24	Mason, Justin	g	2	2	1	1	2	2	3	4	7	2	7	4	1	0	0
01	Johnson, Gary	g	1	3	0	0	2	2	0	3	3	0	4	0	3	1	0
04	Lewis, J.D.	g	0	0	0	0	0	0	0	0	0	1	0	0	0	0	2
15	Wangmene, Alexis	g	0	0	0	0	0	0	0	0	0	0	0	0	0	0	4
34	Pittman, Dexter	g	0	0	0	0	0	0	0	0	0	1	0	0	0	0	2
53	Chapman, Clint	g	0	1	0	0	0	0	0	1	1	0	0	0	0	0	3
TEAM Totals			24	50	9	21	13	18	7	23	30	14	70	11	10	8	5

TOTAL FG%	1st Half: 14-26 53.8%	2nd Half: 10-24 41.7%	Game: 48.0%	DEADBALL
3-Pt. FG%	1st Half: 3-10 30.0%	2nd Half: 6-11 54.5%	Game: 42.9%	REBOUNDS
F Throw %	1st Half: 7-10 70.0%	2nd Half: 6-8 75.0%	Game: 72.2%	3

Officials: Tom O'Neill, John Higgins, Mark Whitehead. Turnstile - 10,479
 Technical fouls: Nebraska-None. Texas-None.

Score by Periods	1st	2nd	Total
Nebraska	25	41	66
Texas	38	32	70

GAME 29 NEBRASKA 68, COLORADO 49

3/9/08 2:05 p.m. at Lincoln, Neb. (Devaney Center) Television: FSN Midwest

VISITORS: Colorado 11-19 (3-13 Big 12)

##	Player	c	tot-fg		3-pt		rebounds			pf	tp	a	to	blk	s	min	
			fg	fga	fg	fga	of	de	tot								
31	Jackson-Wilson, Jermly	f	2	7	0	0	0	1	0	3	3	1	4	2	2	0	28
32	King-Stockton, Marcus	f	0	0	0	0	0	0	0	1	1	3	0	0	1	0	10
01	Hall, Marcus	g	3	6	1	3	4	4	1	6	7	2	11	3	5	0	4
11	Higgins, Cory	g	2	7	1	4	0	1	0	2	2	1	5	2	4	0	1
23	Roby, Richard	g	4	14	1	6	3	4	2	4	6	5	12	0	2	1	0
12	Thorne II, Dwight	g	0	1	0	1	0	0	0	0	0	0	0	0	0	0	6
14	Coney, Javon	g	4	5	3	3	4	4	3	0	3	1	15	0	0	2	10
24	Knutson, Levi	g	0	3	0	3	2	2	0	0	0	3	2	3	1	0	0
25	Zehnder, Andrew	g	0	0	0	0	0	0	1	0	1	0	0	0	0	0	2
44	Beckley, Trent	g	0	1	0	0	0	0	0	1	1	1	0	0	0	0	4
TEAM Totals			15	44	6	20	13	16	7	20	27	17	49	10	15	1	9

TOTAL FG%	1st Half: 5-16 31.3%	2nd Half: 10-28 35.7%	Game: 34.1%	DEADBALL
3-Pt. FG%	1st Half: 2-9 22.2%	2nd Half: 4-11 36.4%	Game: 30.0%	REBOUNDS
F Throw %	1st Half: 2-4 50.0%	2nd Half: 11-12 91.7%	Game: 81.3%	0

HOME TEAM: Nebraska 18-11 (7-9 Big 12)

##	Player	c	tot-fg		3-pt		rebounds			pf	tp	a	to	blk	s	min	
			fg	fga	fg	fga	of	de	tot								
21	Maric, Aleks	c	6	11	1	3	4	6	6	10	16	3	17	6	0	2	3
01	Henry, Sek	g	3	8	1	3	1	1	2	2	4	0	8	4	3	0	2
04	Harley, Steve	g	6	10	2	4	0	0	0	0	0	0	14	2	0	0	0
11	Dagunduro, Ade	g	0	0	0	0	2	2	0	1	1	3	2	0	0	0	0
44	Anderson, Ryan	g	1	4	0	2	0	0	1	1	2	4	2	0	1	0	0
02	Krenk, Nick	g	0	1	0	1	0	0	0	0	0	0	0	0	1	0	0
05	Strowbridge, Jay-R	g	2	7	0	3	1	2	1	2	3	3	5	2	2	0	1
20	Ping, Shang	g	0	0	0	0	0	2	0	0	0	2	0	0	1	1	0
24	Miller, Cookie	g	0	2	0	1	0	0	0	4	4	0	0	3	3	0	2
25	Velander, Paul	g	5	9	5	9	1	1	0	3	3	0	16	2	1	0	1
32	Balham, Chris	g	1	2	0	0	0	0	2	0	2	0	2	1	0	0	0
00	Wicklund, Andrew	g	0	0	0	0	0	0	0	0	0	0	0	0	0	0	2
35	Nelson, Ben	g	1	1	0	0	0	0	1	0	1	0	2	0	0	0	0
43	Salomon, Cole	g	0	0	0	0	0	0	0	1	1	3	0	0	1	2	0
TEAM Totals			25	55	9	26	9	14	13	25	38	18	68	20	13	5	9

TOTAL FG%	1st Half: 12-30 40.0%	2nd Half: 13-25 52.0%	Game: 45.5%	DEADBALL
3-Pt. FG%	1st Half: 5-15 33.3%	2nd Half: 4-11 36.4%	Game: 34.6%	REBOUNDS
F Throw %	1st Half: 7-10 70.0%	2nd Half: 2-4 50.0%	Game: 64.3%	2

Officials: Ed Hightower, Mike Thibodeaux, Tom O'Neill. Technical fouls: Colorado-None. Nebraska-None.
 Attendance: 11,901 Actual attendance: 10,915

Score by Periods	1st	2nd	Total
Colorado	14	35	49
Nebraska	36	32	68

GAME 30 NEBRASKA 61, MISSOURI 56

Big 12 Championship --- 3/13/08 6:07 p.m. at Kansas City, Mo. (Sprint Center) Television: ESPN Plus

VISITORS: Missouri 16-16

##	Player	f	tot-fg		3-pt		rebounds			pf	tp	a	to	blk	s	min	
			fg	fga	fg	fga	of	de	tot								
01	Carroll, DeMarre	f	4	9	0	2	2	3	3	5	8	2	10	2	2	1	0
05	Lyons, Leo	f	2	12	0	1	3	4	1	5	6	3	7	3	1	1	0
02	Lawrence, Keon	g	4	10	3	5	4	4	0	2	2	0	15	1	0	0	2
04	Tiller, J.T.	g	1	6	0	0	0	0	3	3	6	3	2	4	2	0	2
33	Lawrence, Matt	g	4	8	4	8	0	0	0	0	0	2	12	3	0	0	0
12	Horton, Jason	g	2	4	1	1	0	0	0	3	3	1	5	3	1	0	1
15	Brown, Marshall	g	1	3	1	2	0	0	1	0	1	0	3	1	0	0	2
23	Safford, Justin	g	0	0	0	0	0	0	0	1	1	1	0	0	0	0	0
32	Volkus, Vaidotas	g	0	1	0	0	0	0	0	2	2	0	0	0	1	0	8
35	Butterfield, Darryl	g	0	4	0	0	2	2	0	1	1	2	2	0	0	0	0
TEAM Totals			18	57	9	19	11	13	9	22	31	14	56	17	9	3	7

TOTAL FG%	1st Half: 10-33 30.3%	2nd Half: 8-24 33.3%	Game: 31.6%	DEADBALL
3-Pt. FG%	1st Half: 5-11 45.5%	2nd Half: 4-8 50.0%	Game: 47.4%	REBOUNDS
F Throw %	1st Half: 3-4 75.0%	2nd Half: 8-9 88.9%	Game: 84.6%	1

HOME TEAM: Nebraska 19-11

##	Player	c	tot-fg		3-pt		rebounds			pf	tp	a	to	blk	s	min
			fg	fga	fg	fga	of	de	tot							
21	Maric, Aleks	c	5	6	0	0	7	10	6	7	13	1	17			

GAME 31 NO. 5/5 KANSAS 64, NEBRASKA 54

Big 12 Championship --- 3/15/08 6:07 p.m. at Kansas City, Mo. (Sprint Center) Television: ESPN Plus

VISITORS: Nebraska 19-12

#	Player	c	tot-fg		3-pt		fta		rebounds		pf	tp	a	to	blk	s	min	
			fg	fga	fg	fga	ft	fta	of	de								tot
21	Maric, Aleks	c	5	8	0	0	0	0	4	3	7	4	10	2	6	3	2	32
01	Henry, Sek	g	1	7	0	3	2	2	1	4	5	4	4	1	4	0	2	21
04	Harley, Steve	g	1	9	1	4	0	0	2	1	3	0	3	1	1	0	0	36
11	Dagunduro, Ade	g	5	8	2	3	1	2	1	2	3	3	13	3	2	1	3	25
44	Anderson, Ryan	g	1	4	1	4	0	0	1	1	2	4	3	1	0	0	1	18
05	Strowbridge, Jay-R	g	3	6	2	4	0	0	0	0	0	2	8	2	1	0	0	20
24	Miller, Cookie	g	0	1	0	0	1	3	0	1	1	1	1	0	1	0	1	19
25	Velander, Paul	g	3	6	3	6	3	3	0	0	0	4	12	1	0	0	1	19
32	Balham, Chris	g	0	1	0	0	0	0	1	0	1	1	0	0	1	0	0	9
43	Salomon, Cole	g	0	0	0	0	0	0	0	0	0	0	0	0	0	0	0	1
TEAM																		
Totals.....			19	50	9	24	7	10	12	12	24	24	54	11	17	4	10	200
TOTAL FG%			1st Half: 10-25 40.0%		2nd Half: 9-25 36.0%		Game: 38.0%		DEADBALL									
3-Pt. FG%			1st Half: 6-12 50.0%		2nd Half: 3-12 25.0%		Game: 37.5%		REBOUNDS									
F Throw %			1st Half: 1-3 33.3%		2nd Half: 6-7 85.7%		Game: 70.0%		2									

HOME TEAM: Kansas 29-3

#	Player	f	tot-fg		3-pt		fta		rebounds		pf	tp	a	to	blk	s	min	
			fg	fga	fg	fga	ft	fta	of	de								tot
00	Arthur, Darrell	f	1	4	0	0	4	4	2	3	5	4	6	1	4	1	0	24
32	Jackson, Darnell	c	4	7	0	0	4	8	3	6	9	3	12	1	0	1	3	24
03	Robinson, Russell	g	0	3	0	3	3	4	1	3	4	1	3	5	1	0	2	31
15	Chalmers, Mario	g	3	6	1	2	5	7	1	4	5	1	12	5	6	3	3	37
25	Rush, Brandon	g	3	10	2	5	1	1	4	1	5	1	9	0	4	2	1	35
04	Collins, Sherron	g	4	6	1	2	4	5	1	0	1	4	13	1	3	0	1	22
05	Stewart, Rodrick	g	0	0	0	0	0	0	0	0	0	0	0	0	0	0	0	2
24	Kaun, Sasha	g	4	5	0	0	1	2	1	2	3	2	9	0	0	0	0	23
45	Aldrich, Cole	g	0	0	0	0	0	0	0	1	1	2	0	0	0	0	0	2
TEAM																		
Totals.....			19	41	4	12	22	31	14	20	34	18	64	13	18	7	10	200
TOTAL FG%			1st Half: 8-17 47.1%		2nd Half: 11-24 45.8%		Game: 46.3%		DEADBALL									
3-Pt. FG%			1st Half: 2-6 33.3%		2nd Half: 3-12 25.0%		Game: 37.5%		REBOUNDS									
F Throw %			1st Half: 4-6 66.7%		2nd Half: 18-25 72.0%		Game: 71.0%		5									

Officials: Scott Thornley, Kelly Self, Terry Davis. Technical fouls: Nebraska-TEAM. Kansas-Collins, Sherron. Attendance: 18,897

Score by Periods	1st	2nd	Total
Nebraska	27	27	54
Kansas	22	42	64

GAME 32 NEBRASKA 67, CHARLOTTE 48

National Invitation Tournament (NIT) --- 3/19/08 8:05 p.m. at Lincoln, Neb. (Devaney Center) TV: ESPN Classic

VISITORS: Charlotte 20-14

#	Player	f	tot-fg		3-pt		fta		rebounds		pf	tp	a	to	blk	s	min	
			fg	fga	fg	fga	ft	fta	of	de								tot
02	Coley, Charlie	f	6	9	0	2	0	0	1	7	8	2	12	1	3	1	0	30
21	Wilderness, Anthony	f	0	3	0	1	3	6	1	1	2	3	3	1	2	0	0	16
15	Mack, Lamont	c	4	13	2	8	3	4	2	2	4	4	13	2	2	0	1	25
03	Harris, Dijuan	g	1	1	0	0	0	0	1	1	2	3	2	4	0	0	0	22
12	Goldwire, Leemire	g	2	13	2	9	0	0	0	3	3	2	6	0	2	0	4	36
01	Gerry, Michael	g	0	0	0	0	0	0	1	0	3	0	0	4	1	0	1	18
05	Ngoundjo, Gaby	g	0	1	0	1	0	0	1	0	1	2	0	0	0	1	1	9
11	Andersen, Ian	g	2	7	1	5	0	0	0	2	2	0	5	0	2	0	1	13
14	Church, Kyle	g	0	0	0	0	0	0	0	0	0	0	0	0	0	0	0	1
31	Dewhurst, Charles	g	1	2	0	0	0	0	0	2	2	0	2	0	2	1	1	12
35	Phaler, Sean	g	1	2	1	2	0	0	0	0	0	1	3	0	0	0	0	2
41	Jones, Phil	g	0	3	0	1	2	4	2	1	3	4	2	0	1	0	0	16
TEAM																		
Totals.....			17	54	6	29	8	15	11	22	33	21	48	12	15	3	9	200
TOTAL FG%			1st Half: 8-26 30.8%		2nd Half: 9-28 32.1%		Game: 31.5%		DEADBALL									
3-Pt. FG%			1st Half: 2-10 20.0%		2nd Half: 4-19 21.1%		Game: 20.7%		REBOUNDS									
F Throw %			1st Half: 3-4 75.0%		2nd Half: 5-11 45.5%		Game: 53.3%		4									

HOME TEAM: Nebraska 20-12

#	Player	c	tot-fg		3-pt		fta		rebounds		pf	tp	a	to	blk	s	min	
			fg	fga	fg	fga	ft	fta	of	de								tot
21	Maric, Aleks	c	3	7	0	0	3	4	1	9	10	0	9	5	2	1	1	32
01	Henry, Sek	g	2	7	1	5	1	2	0	5	5	4	6	1	6	1	3	26
04	Harley, Steve	g	1	4	0	2	0	2	0	1	1	0	2	1	1	1	0	17
11	Dagunduro, Ade	g	6	8	1	2	2	4	2	3	5	2	15	2	2	2	0	24
44	Anderson, Ryan	g	3	7	1	3	0	0	2	3	5	3	7	3	0	0	1	31
02	Krenk, Nick	g	0	0	0	0	0	0	1	0	1	0	0	0	0	0	0	1
05	Strowbridge, Jay-R	g	2	3	1	2	5	6	0	1	1	4	10	2	1	0	1	15
20	Ping, Shang	g	0	0	0	0	1	2	1	0	1	1	1	0	1	0	0	2
24	Miller, Cookie	g	3	5	1	3	1	3	1	3	4	0	8	2	2	0	2	22
25	Velander, Paul	g	3	5	3	5	0	0	0	0	0	0	9	0	0	0	0	19
32	Balham, Chris	g	0	1	0	0	0	0	0	0	0	0	0	0	0	0	0	6
34	Wicklund, Andrew	g	0	1	0	0	0	0	0	0	0	0	0	0	0	0	0	1
35	Nelson, Ben	g	0	1	0	0	0	0	0	0	0	0	0	0	0	0	0	2
43	Salomon, Cole	g	0	1	0	0	0	0	0	0	0	0	0	0	0	0	0	2
TEAM																		
Totals.....			23	50	8	22	13	23	10	29	39	14	67	16	15	5	8	200
TOTAL FG%			1st Half: 14-28 50.0%		2nd Half: 9-22 40.9%		Game: 46.0%		DEADBALL									
3-Pt. FG%			1st Half: 3-10 30.0%		2nd Half: 5-12 41.7%		Game: 36.4%		REBOUNDS									
F Throw %			1st Half: 2-6 33.3%		2nd Half: 11-17 64.7%		Game: 56.5%		5									

Officials: John Higgins, Mike Irving, Tim Fogarty. Technical fouls: Charlotte-None. Nebraska-None. Attendance: 9,427

Score by Periods	1st	2nd	Total
Charlotte	21	27	48
Nebraska	33	34	67

GAME 33 MISSISSIPPI 85, NEBRASKA 75 (OT)

National Invitation Tournament --- 3/24/08 7:07 p.m. at Oxford, Miss. (Smith Coliseum) Television: ESPN2

VISITORS: Nebraska 20-13

#	Player	c	tot-fg		3-pt		fta		rebounds		pf	tp	a	to	blk	s	min	
			fg	fga	fg	fga	ft	fta	of	de								tot
21	Maric, Aleks	c	7	12	0	1	4	8	4	6	10	2	18	4	7	2	3	41
01	Henry, Sek	g	2	4	0	0	2	2	1	3	4	5	6	5	0	0	1	33
04	Harley, Steve	g	5	9	2	3	2	2	0	3	3	2	14	1	0	0	1	38
11	Dagunduro, Ade	g	5	9	1	2	5	8	1	0	1	4	16	2	2	0	0	23
44	Anderson, Ryan	g	1	5	1	4	2	2	0	5	5	5	5	2	1	0	3	27
05	Strowbridge, Jay-R	g	4	10	1	3	2	2	1	2								

2007-08 Senior Recap



ALEKS MARIC

6-11, 275, C, 4 VL
 Sydney, Australia
 (Australian Institute for Sport/
 Life Center [N.J.] Academy)

CAREER HONORS

- Selected to play in 2008 NABC College All-Star Game
- 2008 First-Team All-Big 12 (Associated Press)
- 2008 Second-Team All-Big 12 (Coaches)
- 2008 First-Team All-Region (NABC, USBWA)
- 2007-08 Third-Team Preseason All-American (Athlon)
- 2007-08 Preseason All-Big 12 (Coaches)
- 2007 Second-Team All-Region (NABC)
- 2007 Second-Team All-Big 12 (Coaches, AP)
- 2006 Honorable-Mention All-Big 12 (Coaches, AP)
- Big 12 All-Improved Team in 2006 and 2007 (AP)
- Rainbow Classic All-Tournament Team (2006)
- John Thompson Basketball Challenge All-Tournament Team (2005)
- Big 12 Player of the Week (Feb. 4, 2008; Dec. 17, 2007; Nov. 20, 2006)
- Big 12 Rookie of the Week (Feb. 28, 2005)

Aleks Maric finished his distinguished college career in 2008 by ranking as one of the greatest players in Nebraska history and one of the top post players in the Big 12 era. Over the course of his four seasons in Lincoln, Maric found his way into the Nebraska and Big 12 Conference single-season and career record books while becoming one of the most decorated Huskers in program history.

As a senior, Maric led the 2007-08 Huskers with 15.7 points, 10.2 rebounds and 1.7 blocked shots per game to earn all-league honors. Maric finished his career with 1,630 points to rank fifth all-time at Nebraska, while his 1,015 rebounds were second in the record book. He also finished with the seventh-highest total for blocked shots (145) in the school record book.

Maric was selected to the All-Big 12 first team by the Associated Press and was a second-team All-Big 12 pick by the coaches as a senior. He became the first Husker since Venson Hamilton in 1999 to earn first-team all-conference honors. Maric also was named to the all-region first team by the National Association of Basketball Coaches (NABC) and the United States Basketball Writers Association (USBWA).

During his senior season, Maric was selected as the league's player of the week on two occasions. Overall, Maric became the first Husker in the Big 12 era to earn the league's player-of-the-week accolade three times in a career. He added a rookie-of-the-week honor as a freshman and finished his career as the only Husker ever to earn four weekly awards from the Big 12.

Maric scored 519 points on the year, topping the 500-point plateau for the second straight season. He had double-figure points in 29 of 33 games on the year and recorded 15 double-doubles on the season to rank third in the league. He broke the Big 12 career record for double-doubles against conference teams, posting 26 against Big 12 competition in his career including 11 in his senior campaign. Overall, Maric had 39 career double-doubles to rank second in NU history and fifth in the Big 12 record book.

Maric's 10.2 rebounds per game ranked third in the league and 19th nationally in 2007-08, and were the second-highest total by a Husker since 1972. Maric pulled in 335 rebounds on the season to tie the NU single-season record held by Hamilton, and in the process, Maric became only the second Husker to post 1,000 career rebounds.

Maric's 1,015 rebounds in his career rank second in the NU record book behind Hamilton's 1,080. Maric became only the third player in Big 12 Conference history to record at least 1,600 points and 1,000 rebounds in a career.

Maric hit a career-high 57.5 percent from the floor as a senior, connecting on 191-of-332 field-goal attempts. He finished the year second in the Big 12 Conference in

field-goal percentage, and joined Big 12 Player of the Year Michael Beasley as the only players in the conference to rank in the top seven in scoring, rebounding and field-goal percentage.

Often overlooked in Maric's successful career was his defensive play. As a senior, Maric showed tremendous ability by ranking second in the league with a career-high 57 blocked shots while also ranking in the top 15 in the conference in steals per game (1.33). He collected at least three steals five times as a senior and had multiple steals in a contest 13 times. He also had at least three blocked shots in eight games.

Maric set a season high with 32 points against Missouri, hitting 10-of-18 shots from the floor while draining 12-of-14 attempts from the free throw line. He also pulled down 16 rebounds in the contest. He had two 30-point games as a senior and had six in his career to rank third all-time on the Nebraska list.

When he was not scoring, Maric did a masterful job of moving the ball for the Huskers. On the year, Maric finished with a career-best 64 assists, nearly matching his total of 73 assists in his first three years. He was second on the team in assists as a senior, and although he led the squad with 79 turnovers, he had a solid 38 assists against 37 turnovers in Big 12 Conference play. His season total was 18 fewer than a year before when he had 97 turnovers offset by only 24 assists on the year.

Providing a stronger all-around game in league action was nothing new for Maric. In conference play, his averages for his career were 14.1 points and 8.9 rebounds, up from 13.5 points and 8.4 rebounds for all games in his career. Maric averaged a career-best 11.6 rebounds per game against Big 12 teams in 2008.

Maric's numbers at the free throw line rose dramatically in league play as a senior. He hit 72.6 percent (69-of-95) from the foul line in conference action to rank 15th in the Big 12 after posting a 58.9 percentage (53-of-90) in non-league play.



VS. ALL OPPONENTS

Year	MP	G-GS	FG-FGA	Pct.	3FG-3FGA	Pct.	FT-FTA	Pct.	Rebounds							TP-Avg.
									O-D	Tot.-Avg.	F	A	TO	B	S	
2004-05	562	27-10	79-165	.479	0-2	.000	58-81	.716	70-99	169-6.3	73	13	37	16	13	216-8.0
2005-06	785	31-26	116-246	.472	0-0	.000	107-175	.611	108-143	251-8.1	72	38	55	39	25	339-10.9
2006-07	864	30-30	203-359	.565	3-10	.300	147-216	.681	75-185	260-8.7	80	24	97	33	15	556-18.5
2007-08	968	33-33	191-332	.575	1-6	.167	136-207	.657	131-204	335-10.2	80	64	79	57	44	519-15.7
Totals	3,179	121-99	589-1,102	.534	4-18	.222	448-679	.660	384-631	1,015-8.4	305	139	268	145	97	1,630-13.5

VS. BIG 12 OPPONENTS

Year	MP	G-GS	FG-FGA	Pct.	3FG-3FGA	Pct.	FT-FTA	Pct.	Rebounds							TP-Avg.
									O-D	Tot.-Avg.	F	A	TO	B	S	
2004-05	337	16-5	49-103	.476	0-2	.000	34-44	.773	35-52	87-5.4	48	9	15	11	6	132-8.3
2005-06	435	16-14	72-145	.497	0-0	.000	63-100	.630	60-90	150-9.4	37	18	34	23	17	207-12.9
2006-07	493	16-16	109-208	.524	2-3	.667	88-132	.667	48-103	151-9.4	46	13	54	13	7	308-19.3
2007-08	487	16-16	92-170	.541	1-3	.333	69-95	.726	71-115	186-11.6	49	38	37	21	19	254-15.9
Totals	1,742	64-51	322-626	.514	3-11	.272	254-371	.685	214-360	574-8.9	180	78	140	68	49	901-14.1



RECORDS



INDIVIDUAL/TEAM RECORDS134-139

SEASON/CAREER RECORDS140-146

DEVANEY CENTER RECORDS151-154

POSTSEASON RECORDS155-158

Nebraska Scoring Charts

CAREER POINTS (TOP 60 SCORERS)

Rank	Player, Seasons	G	FG-FGA (Pct.)	FT-FTA (Pct.)	Points (3pt.)	Avg.
1.	Dave Hoppen, 1983-84-85-86	111	804-1,341 (.600)	559-724 (.772)	2,167	19.5
2.	Eric Piatkowski, 1991-92-93-94	123	676-1,436 (.471)	380-489 (.777)	1,934 (202)	15.7
3.	Jerry Fort, 1973-74-75-76	105	777-1,793 (.433)	328-486 (.675)	1,882	17.9
4.	Andre Smith, 1978-79-80-81	114	673-1,148 (.586)	371-562 (.660)	1,717	15.1
5.	Aleks Maric, 2005-06-07-08	121	589-1,102 (.534)	448-679 (.660)	1,630 (4)	13.5
6.	Jaron Boone, 1993-94-95-96	127	575-1,327 (.433)	274-387 (.708)	1,609 (184)	12.7
7.	Erick Strickland, 1993-94-95-96	127	535-1,219 (.439)	337-434 (.776)	1,586 (179)	12.5
8.	Tyronn Lue, 1996-97-98	99	560-1,255 (.446)	312-396 (.788)	1,577 (145)	15.9
9.	Cookie Belcher, 1997-98-99-2000-01	131	576-1,291 (.446)	255-400 (.638)	1,552 (146)	11.9
10.	Rich King, 1988-89-90-91	124	564-1,000 (.564)	345-510 (.676)	1,475 (2)	11.9
11.	Venson Hamilton, 1996-97-98-99	129	528-1,002 (.527)	360-590 (.610)	1,416	11.0
12.	Carl McPipe, 1976-77-78-79	104	546-1,126 (.485)	208-317 (.656)	1,300	12.5
13.	Tom Baack, 1966-67-68	75	526-1,138 (.462)	247-297 (.832)	1,299	17.3
14.	Stuart Lantz, 1966-67-68	75	488-1,007 (.485)	293-395 (.742)	1,269	16.9
15.	Chuck Jura, 1970-71-72	77	500-910 (.549)	255-427 (.597)	1,255	16.3
16.	Larry Florence, 1997-98-99-2000	123	496-1,150 (.431)	220-325 (.677)	1,223 (11)	9.9
17.	Jack Moore, 1979-80-81-82	105	379-830 (.457)	446-495 (.901)	1,204	11.5
18.	Brian Carr, 1984-85-86-87	123	447-942 (.475)	230-287 (.801)	1,182 (58)	9.6
19.	Brian Banks, 1976-77-78-79	110	471-986 (.478)	208-298 (.698)	1,150	10.5
20.	Marvin Stewart, 1969-70-71	66	435-921 (.472)	268-359 (.747)	1,138	17.2
21.	Clifford Scales, 1988-89-90-91	123	441-902 (.489)	209-272 (.768)	1,136 (45)	9.2
	Carl Hayes, 1990-91-92	90	439-945 (.465)	221-360 (.614)	1,136 (37)	12.6
23.	Cary Cochran, 1999-2000-01-02	119	333-800 (.416)	147-164 (.896)	1,081 (268)	9.1
24.	Herschell Turner, 1958-59-60	72	371-898 (.413)	314-474 (.662)	1,056	14.7
25.	Mikki Moore, 1994-95-96-97	114	374-676 (.553)	235-359 (.655)	986 (3)	8.6
26.	Beau Reid, 1988-89-90-91	102	320-775 (.413)	250-337 (.742)	976 (86)	9.6
27.	Bob Siegel, 1974-75-76-77	101	405-973 (.416)	160-232 (.690)	970	9.6
28.	Tom Scantlebury, 1968-69-70	75	369-835 (.442)	227-303 (.749)	965	12.9
29.	Nate Branch, 1965-66-67	75	367-871 (.421)	224-320 (.700)	958	12.8
30.	Terrance Badgett, 1993-94-95-96	127	395-764 (.517)	141-229 (.616)	953 (22)	7.5
31.	Jamar Johnson, 1992-93-94	87	333-723 (.461)	166-210 (.790)	927 (95)	10.7
32.	Jason Dourisseau, 2003-04-05-06	117	330-726 (.455)	214-380 (.563)	912 (38)	7.8
33.	Jake Muhleisen, 2002-03-04-05	100	319-751 (.425)	178-241 (.739)	911 (95)	9.1
34.	John Turek, 2002-03-04-05	115	352-779 (.452)	194-358 (.545)	901 (2)	7.8
35.	Rex Ekwall, 1955-56-57	65	296-690 (.429)	288-394 (.731)	880	13.5
36.	Bruce Chubick, 1991-92-93-94	119	303-540 (.561)	264-400 (.660)	878 (8)	7.4
37.	Grant Simmons, 1964-65-66	74	305-709 (.430)	239-350 (.683)	849	11.5
38.	Dapreis Owens, 1989-90-91-92	117	329-679 (.484)	187-302 (.619)	845	7.2
39.	Bob Gratopp, 1968-69-70	76	255-608 (.419)	316-400 (.790)	826	10.9
40.	Jim Buchanan, 1950-51-52	69	345-942 (.366)	131-203 (.645)	821	11.9
41.	Bill Johnson, 1952-53-54	65	264-652 (.405)	286-484 (.591)	814	12.5
	Claude Retherford, 1947-48-49	74	318-1,090 (.292)	178-283 (.629)	814	11.0
43.	Bernard Day, 1986-87	63	309-567 (.545)	184-264 (.697)	802	12.7
44.	Stan Cloudy, 1983-84	62	347-672 (.516)	81-119 (.681)	775	12.5
45.	Bus Whitehead, 1948-49-50	72	275-831 (.331)	215-314 (.685)	765	10.6
46.	Nate Johnson, 2003-04	58	263-606 (.434)	186-234 (.795)	762 (50)	13.1
	Fred Seger, 1952-53-54	65	263-724 (.363)	236-360 (.656)	762	11.7
48.	Larry Cox, 1974-75-76	74	270-432 (.625)	217-297 (.731)	757	10.2
49.	Daryl Petsch, 1962-63-64	69	315-709 (.444)	124-197 (.629)	754	10.9
50.	Kimani Ffriend, 2000-01	58	267-460 (.580)	212-440 (.482)	746	12.9
51.	Andrew Drevo, 2003-04	60	262-608 (.431)	133-187 (.711)	737 (80)	12.3
52.	Charlie Jones, 1962-63-64	75	300-731 (.410)	135-216 (.625)	735	9.8
53.	Brian Conklin, 2001-02-03-04	119	243-576 (.422)	67-81 (.827)	729 (176)	6.1
54.	Steffon Bradford, 2000-01	60	280-504 (.556)	156-247 (.632)	717	12.0
55.	Leroy Chalk, 1969-70-71	76	291-555 (.524)	133-197 (.675)	715	9.4
56.	Tom Russell, 1961-62	49	233-444 (.525)	246-329 (.748)	712	14.5
57.	Wes Wilkinson, 2003-04-05-06	118	252-595 (.423)	111-144 (.771)	711 (96)	6.0
58.	Derrick Chandler, 1992-93	60	297-585 (.508)	112-196 (.571)	706	11.8
59.	Willard Fagler, 1952-53-54-55	84	227-571 (.398)	251-373 (.673)	705	8.4
60.	Derrick Vick, 1987-88	63	261-499 (.523)	181-264 (.686)	703	11.2

*Records kept only since 1948.

NOTE: Year listed is for the second half of the season played, i.e., 82 would be for the 1981-82 season.

() Number in parenthesis following point total indicates number of career 3-point field goals made.

SINGLE-GAME POINTS

(all games over 30 points)

Player	Opponent (Date)	Points
1. Eric Piatkowski	vs. Oklahoma (3/11/94)	42
2. Aleks Maric	vs. Kansas State (2/13/07)	41
3. Rich King	Northern Illinois (2/18/91)	40
Jerry Fort	Missouri (2/22/75)	40
5. Tom Russell	Kansas (2/21/62)	38
6. Aleks Maric	at Iowa State (2/15/06)	37
7. Aleks Maric	Iowa State (2/28/07)	36
Tyronn Lue	Virginia (12/27/97)	36
W.W. Walsh	Crete (1906-07)	36
10. Eric Piatkowski	Texas (11/28/93)	35
Dave Hoppen	Southern Colo. (11/29/84)	35
Herschell Turner	vs. Missouri (12/30/59)	35
13. Tyronn Lue	Western Illinois (11/19/97)	34
Andre Smith	E. Washington (12/3/79)	34
Jerry Fort	at Kansas State (1/17/76)	34
Chuck Jura	at Oklahoma St. (1/26/72)	34
Bill Johnson	Missouri (1/18/54)	34
W.E. Anderson	Kansas (3/2/1900)	34
19. Eric Piatkowski	Kansas (2/23/94)	33
Dave Hoppen	at Oklahoma St. (1/19/85)	33
Dave Hoppen	vs. Calif.-Irvine (12/28/84)	33
Andre Smith	Wisconsin-Oshkosh (1/4/80)	33
Andre Smith	Ala.-Birmingham (12/22/79)	33
Jerry Fort	Missouri (2/16/74)	33
Chuck Jura	Kansas (2/19/72)	33
Marvin Stewart	Nevada (12/14/70)	33
Tom Baack	vs. Marshall (3/13/67)	33
Fred Hare	at Texas (12/18/64)	33
29. Aleks Maric	Missouri (2/13/08)	32
Eric Piatkowski	Oklahoma State (3/2/94)	32
Dave Hoppen	at Montana St. (12/14/85)	32
Dave Hoppen	at Oklahoma (2/6/85)	32
Dave Hoppen	at Colorado State (1/12/85)	32
Jerry Fort	Oklahoma (2/12/75)	32
Marvin Stewart	Iowa State (1/16/71)	32
Marvin Stewart	Iowa State (2/15/69)	32
37. Aleks Maric	Missouri (2/24/07)	31
Tyronn Lue	at Colorado (2/21/98)	31
Jaron Boone	at Colorado (2/8/95)	31
Rich King	Harvard (12/1/89)	31
Eric Johnson	Creighton (11/26/88)	31
Jerry Fort	vs. Oklahoma St. (12/28/73)	31
Harold Cebrun	Wyoming (12/2/63)	31
Herschell Turner	at Missouri (3/2/59)	31
45. Aleks Maric	IPFW (11/26/07)	30
Tyronn Lue	Colorado (1/11/98)	30
Tyronn Lue	at Iowa State (2/22/97)	30
Tyronn Lue	at Oklahoma (1/25/97)	30
Tyronn Lue	vs. Oregon (11/25/95)	30
Jaron Boone	vs. Oregon (11/25/95)	30
Dapreis Owens	E. Washington (12/21/91)	30
Eric Johnson	Michigan State (11/30/89)	30
Dave Hoppen	South Dakota (12/1/84)	30
Andre Smith	vs. Michigan (3/6/80)	30
Lee Harris	Texas Christian (12/11/72)	30
Marvin Stewart	at Missouri (2/27/71)	30
Charlie Jones	at Texas Tech (12/1/62)	30
Herschell Turner	Detroit (1/31/59)	30
Herschell Turner	vs. Oklahoma St. (12/27/58)	30
Don Weber	vs. Kansas State (12/28/53)	30

SINGLE-GAME POINTS

(FRESHMEN ONLY)

Player	Points	Year
1. Tyronn Lue	30	1995-96
2. Ryan Anderson	29	2006-07
3. Jamel White	28	2005-06
Erick Strickland	28	1992-93
5. Dave Hoppen	27	1982-83
Jerry Fort	27	1972-73

7. Joe McCray	26	2004-05
Bob Siegel	26	1973-74
9. Dave Hoppen	25	1982-83
10. Joe McCray	24	2004-05
Dave Hoppen	24	1982-83
Jerry Fort	24	1972-73
Jerry Fort	24	1972-73
Jerry Fort	24	1972-73
Jerry Fort	24	1972-73

Individual Records

POINTS - GAME

Overall:

42, Eric Piatkowski, vs. Oklahoma,
at Kansas City, Mo., March 11, 1994 (B8T)

At Home:

41, Aleks Maric, vs. Kansas State, Feb. 13, 2007

Away:

37, Aleks Maric, at Iowa State, Feb. 15, 2006

Neutral:

42, Eric Piatkowski, vs. Oklahoma,
at Kansas City, Mo., March 11, 1994 (B8T)

Half:

24, Aleks Maric, vs. Missouri, Feb. 13, 2008 (2nd)

24, Tyronn Lue, vs. Virginia, Dec. 27, 1997 (2nd)

24, Dave Hoppen, vs. South Dakota,
Dec. 1, 1984 (1st)

24, Jerry Fort, vs. Missouri, Feb. 22, 1975 (2nd)

Losing Effort:

38, Tom Russell, vs. Kansas, Feb. 21, 1962

Freshman:

30, Tyronn Lue, vs. Oregon, Nov. 25, 1995

Sophomore:

37, Aleks Maric, at Iowa State, Feb. 15, 2006

Junior:

41, Aleks Maric, vs. Kansas State, Feb. 13, 2007

Senior:

42, Eric Piatkowski, vs. Oklahoma,
at Kansas City, Mo., March 11, 1994 (B8T)

Two Players:

65, Eric Piatkowski (42) and Bruce Chubick (23),
vs. Oklahoma, at Kansas City, Mo.,
March 11, 1994 (B8T)

By Opponent:

46, Wilt Chamberlain, at Kansas, Feb. 8, 1958

46, Joe Scott, at Missouri, March 6, 1961

46, George Stone, Marshall, March 13, 1967 (NIT)

By Opponent, Half:

28, Jim McKean, Washington St., Dec. 12, 1966

By Opponent, Two Players:

70, George Stone (46) and Danny D'Antoni (24),
Marshall, March 13, 1967 (NIT)

POINTS - SEASON

Overall:

704, Dave Hoppen, 1984-85 (30 games)

Conference:

349, Tyronn Lue, 1997-98 (16 games)

Average:

23.5, Dave Hoppen, 1984-85 (704 in 30 games)

Conference Average:

23.0, Dave Hoppen, 1984-85 (322 in 14 games)

Freshman:

445, Dave Hoppen, 1982-83 (32 games)

Sophomore:

603, Tyronn Lue, 1996-97 (32 games)

Junior:

704, Dave Hoppen, 1984-85 (30 games)

Senior:

646, Eric Piatkowski, 1993-94 (31 games)

20-Point-or-Better Scoring Games:

21, Dave Hoppen, 1984-85

Consecutive 20-Point-or-Better Scoring Games:

10, Dave Hoppen, 1984-85

Consecutive Double-Figure Scoring Games

by a Freshman:

9, Joe McCray, Dec. 18, 2004 to Jan. 22, 2005
and Feb. 8 to March 10, 2005



Nebraska's all-time leading scorer and the only player in school history with more than 2,000 career points, Dave Hoppen was the first Nebraska player to have his jersey (42) retired.

POINTS - CAREER

Overall:

2,167, Dave Hoppen, 1983-86 (111 games)

Conference:

1,055, Jerry Fort, 1973-76 (56 games)

Average:

19.5, Dave Hoppen, 1983-86
(2,167 in 111 games)

Conference Average:

20.3, Dave Hoppen, 1983-86
(975 in 48 games)

20-Point-or-Better Scoring Games:

56, Dave Hoppen, 1983-86

Consecutive Games in Double Figures:

84, Dave Hoppen, March 11, 1983 to Feb. 1, 1986

FIELD GOALS - GAME

Made:

16, Marvin Stewart, vs. Nevada,
Dec. 14, 1970 (24 attempts)

Conference Made:

15, Aleks Maric, vs. Iowa State, Feb. 28, 2007
15, Jerry Fort, three times

Attempted:

34, by several players

No Misses:

9, Chuck Jura, vs. Iowa, Dec. 5, 1970
9, Dave Hoppen, vs. S. Illinois, Nov. 26, 1985
9, Venson Hamilton, vs. Iowa St., Feb. 3, 1996
9, Mikki Moore at Nevada, March 18, 1997 (NIT)

No Misses, Conference Game:

9, Venson Hamilton, vs. Iowa St., Feb. 3, 1996

Consecutive Made (Multiple Games):

13, Mikki Moore, March 12 to March 21, 1997 (NIT)

Opponent Made:

20, George Stone, Marshall,
March 13, 1967 (NIT, 38 attempts)

Opponent Attempted:

38, George Stone, Marshall,
March 13, 1967 (NIT, 20 made)

Opponent Made, No Misses:

11, Lanny Van Eman, at Wichita St., Dec. 4, 1961

FIELD GOALS - SEASON

Made:

270, Dave Hoppen, 1984-85 (418 attempts)

Conference Made:

132, Jerry Fort, 1974-75 (294 attempts)

Attempted:

547, Tyronn Lue, 1997-98 (240 made)

Conference Attempted:

294, Jerry Fort, 1974-75 (132 made)

Percentage*:

.672, Larry Cox, 1975-76 (133-198)

Conference Percentage*:

.648, Dave Hoppen, 1984-85 (127-196)

Freshman Percentage:

.563, Mike Naderer, 1977-78 (63-112)

**Minimum 5 attempts per team game*

FIELD GOALS - CAREER

Made:

804, Dave Hoppen, 1983-86 (1,341 attempts)

Conference Made:

438, Jerry Fort, 1973-76 (1,018 attempts)

Attempted:

1,793, Jerry Fort, 1973-76 (777 made)

Conference Attempted:

1,018, Jerry Fort, 1973-76 (438 made)

Percentage*:

.625, Larry Cox, 1974-76 (270-432)

Conference Percentage**:

.619, Larry Cox, 1974-76 (159-257)

**Minimum 400 attempts; **Minimum 200 attempts*

3-PT. FIELD GOALS - GAME**Made:**

8, Cary Cochran, vs. Baylor, Feb. 27, 2002 (13 att.)

Conference Made:

8, Cary Cochran, vs. Baylor, Feb. 27, 2002 (13 att.)

Attempted:

14, Marcus Perry, at Colorado, March 3, 2007 (5 made)

Percentage*:

1.000, Ryan Anderson (5-5),
at Rutgers, Dec. 2, 2006
1.000, Brian Conklin (5-5),
vs. Missouri, Feb. 7, 2004
1.000, Cary Cochran (5-5),
at Missouri, Jan. 6, 2001



Eric Piatkowski helped Nebraska to four straight NCAA Tournament appearances in the early 1990s and posted 1,934 career points to rank second on the Nebraska scoring chart.

Conference Percentage*:

1.000, Brian Conklin (5-5),
vs. Missouri, Feb. 7, 2004
1.000, Cary Cochran (5-5),
at Missouri, Jan. 6, 2001

Opponent Made:

8, Obi Muonelo, Oklahoma State,
March 5, 2007 (11 att.)
8, Josh Carter, Texas A&M,
Feb. 10, 2007 (11 att.)
8, Devin Brown, UT-San Antonio,
Nov. 28, 2001 (13 att.)
8, Eric Martin, at Oklahoma, Jan. 20, 1999 (10 att.)
8, Jerald Brown, Texas A&M,
Jan. 11, 1997 (10 att.)
8, Randy Rutherford, Oklahoma State,
Feb. 1, 1995 (14 att.)
8, Dave Sieger, at Oklahoma,
Feb. 21, 1987 (13 att.)

Opponent Attempted:17, Dominick Young, at Fresno State,
March 22, 1996 (5 made)**Opponent, No Misses:**6, Craig Michaelis, at Miami (Ohio),
Nov. 27, 1989**Minimum 5 attempts***3-PT. FIELD GOALS - SEASON****Made:**

89, Cary Cochran, 2001-02 (207 att.)

Conference Made:

53, Cary Cochran, 2001-02 (121 att.)

Freshman Made:

80, Joe McCray, 2004-05 (226 att.)

Attempted:

226, Joe McCray, 2004-05 (80 made)

Conference Attempted:

132, Joe McCray, 2004-05 (45 made)

Percentage*:

.559, Brian Conklin, 2003-04 (66-118)

Conference Percentage*:

.617, Brian Conklin, 2003-04 (37-60)

Freshman Percentage*:

.463, Jay-R Strowbridge, 2006-07 (25-54)

Consecutive Games 3-Point Goal Scored:

35, Cary Cochran, Dec. 20, 2000 to Jan. 5, 2002

Minimum 1.5 attempts per team game*3-PT. FIELD GOALS - CAREER****Made:**

268, Cary Cochran, 1999-02 (630 att.)

Conference Made:

156, Cary Cochran, 1999-02 (356 att.)

Attempted:

630, Cary Cochran, 1999-02 (268 made)

Conference Attempted:

356, Cary Cochran, 1999-02 (156 made)

Percentage:

.431, Brian Conklin, 2001-04 (173-401)

Conference Percentage:

.463, Henry T. Buchanan, 1987-88 (38-82)

FREE THROWS - GAME**Made:**18, David Ponce, at Creighton,
Dec. 4, 1982 (19 att.)**Conference Made:**16, Tom Russell, vs. Kansas, Feb. 21, 1962
(17 att.)**Attempted:**25, Aleks Maric, vs. Kansas State, Feb. 13, 2007
(15 made)**Conference Attempted:**25, Aleks Maric, vs. Kansas State, Feb. 13, 2007
(15 made)**No Misses:**

15, Jack Moore, vs. Oklahoma St., Feb. 10, 1982

Opponent Made:18, Wilt Chamberlain, at Kansas,
Feb. 8, 1958 (23 att.)**Opponent Attempted:**23, Wilt Chamberlain, at Kansas, Feb. 8, 1958
(18 made)**Opponent Made, No Misses:**15, John Crawford, Iowa State, at Kansas City, Mo.
Dec. 29, 1956 (Holiday Tournament)**FREE THROWS - SEASON****Made:**

184, Jack Moore, 1979-80 (211 att.)

Conference Made:

88, Aleks Maric, 2006-07 (132 att.)

Attempted:

227; Kimani Ffriend, 1999-00 (115 made)

Conference Attempted:

132; Aleks Maric, 2006-07 (88 made)

Percentage*:

.939, Jack Moore, 1981-82 (123-131)

Conference Percentage*:

.938, Jack Moore, 1981-82 (60-64)

Freshman Percentage*:

837, Eric Piatkowski, 1990-91 (72-86)

Consecutive Made:

39, Jack Moore, Jan. 27 to Feb. 15, 1982

Minimum 2 attempts per team game*FREE THROWS - CAREER****Made:**

559, Dave Hoppen, 1983-86 (724 att.)

Conference Made:

267, Dave Hoppen, 1983-86 (338 att.)

Attempted:

724, Dave Hoppen, 1983-86 (559 made)

Conference Attempted:

371, Aleks Maric, 2005-08 (254 made)

Percentage*:

.901, Jack Moore, 1979-82 (446-495)


Conference Percentage*:

.877, Jack Moore, 1979-82 (185-211)

Minimum 200 attempts*REBOUNDS - GAME****Rebounds:**

26, Bill Johnson, vs. Iowa State, Jan. 4, 1954

Half:15, Carl McPipe, vs. California-Davis,
Dec. 16, 1977 (1st)**Two Players:**39, Leroy Chalk (20) and Chuck Jura (19),
vs. Colorado, March 6, 1971**Opponent:**24, Bill Bridges, Kansas, twice
24, Andy Hopson, at Oklahoma St.,
Jan. 26, 1974**Opponent Two Players:**39, Dave DeBusschere (23) and
Charlie North (16) at Detroit, Dec. 17, 1960



Brian Carr holds the Husker career assist record with 682 and is more than 200 assists ahead of second place.

REBOUNDS - SEASON

Overall:

- 335, Aleks Maric, 2007-08 (33 games)
- 335, Venson Hamilton, 1998-99 (33 games)

Conference:

- 186, Aleks Maric, 2007-08 (16 games)

Freshman:

- 169, Aleks Maric, 2004-05 (27 games)

Average:

- 11.7, Chuck Jura, 1971-72 (305 in 26 games)

Conference Average:

- 11.6, Aleks Maric, 2007-08 (186 in 16 games)

REBOUNDS - CAREER

Overall:

- 1,080, Venson Hamilton, 1996-99 (129 games)

Conference:

- 574, Aleks Maric, 2005-08 (64 games)

Average:

- 10.4, Rex Ekwall, 1955-57 (679 in 65 games)

Conference Average:

- 10.5, Leroy Chalk, 1969-71 (442 in 42 games)

ASSISTS - GAME

Assists:

- 18, Brian Carr, at Evansville, Jan. 3, 1985

Conference*:

- 13, Brian Carr, vs. Missouri, Jan. 28, 1987

Half:

- 10, Brian Carr, at Evansville, Jan. 3, 1985 (2nd)
- 10, Charles Richardson Jr., at Rutgers, Dec. 2, 2007 (2nd)

Opponent:

- 18, Tom Kivisto, Kansas, at Kansas City, Mo., Dec. 29, 1973 (Big Eight Holiday Tournament)

*Note: Carr had 14 assists at Kansas in a Big Eight Tournament game, March 5, 1985.

ASSISTS - SEASON

Assists:

- 237, Brian Carr, 1984-85 (30 games)

Conference:

- 113, Brian Carr, 1984-85 (14 games)

Freshman:

- 144, Tyronn Lue, 1995-96 (35 games)

Average:

- 7.90, Brian Carr, 1984-85 (237 in 30 games)

Conference Average:

- 8.10, Brian Carr, 1984-85 (113 in 14 games)

ASSISTS - CAREER

Assists:

- 682, Brian Carr, 1984-87 (123 games)

Conference:

- 297, Brian Carr, 1984-87 (56 games)

Average:

- 5.54, Brian Carr, 1984-87 (682 in 123 games)

Conference Average:

- 5.30, Brian Carr, 1984-87 (297 in 56 games)

Note: Assist records available only since 1974.

STEALS - GAME

Steals:

- 8, Greg Downing, vs. UMKC, Dec. 8, 1982
- 8, Cookie Belcher, at Texas Tech, Feb. 20, 1999
- 8, Venson Hamilton, vs. Texas Tech, March 4, 1999 (B12)
- 8, Cookie Belcher, vs. Oklahoma St., Feb. 7, 2001

Conference:

- 8, Cookie Belcher, at Texas Tech, Feb. 20, 1999
- 8, Cookie Belcher, vs. Oklahoma St., Feb. 7, 2001

Opponent:

- 8, Alvin Robertson, at Arkansas, Jan. 3, 1983
- 8, Dominick Young, at Fresno St., March 22, 1996
- 8, Jose Winston, vs. Colorado, Jan. 23, 1999

STEALS - SEASON

Steals:

- 102, Cookie Belcher, 1998-99 (32 games)

Freshman:

- 87, Cookie Belcher, 1996-97 (33 games)

STEALS - CAREER

Steals:

- 353, Cookie Belcher, 1997-2001 (131 games)

Conference:

- 163, Cookie Belcher, 1997-2001 (64 games)

Note: Steal statistics available only since 1978.

BLOCKS - GAME

Blocks:

- 9, Mikki Moore, vs. Coppin State, Dec. 6, 1996

Conference:

- 7, Rich King, at Oklahoma State, Jan. 20, 1990
- 7, Kimani Ffriend, at Kansas St., Jan. 30, 2001
- 7, John Turek, vs. Colorado, March 2, 2005

Opponent:

- 8, Walter Downing, DePaul, March 28, 1983 (NIT)
- 8, John Flippen, Baylor, March 9, 2000 (B12)

BLOCKS - SEASON

Blocks:

- 91, Derrick Chandler, 1991-92 (29 games)

Conference:

- 43, Venson Hamilton, 1998-99 (16 games)

Freshman:

- 39, John Turek, 2001-02 (26 games)
- 39, Venson Hamilton, 1995-96 (32 games)

BLOCKS - CAREER

Blocks:

- 241, Venson Hamilton, 1996-99 (129 games)

Conference:

- 106, Venson Hamilton, 1996-99 (59 games)

Note: Blocked shot statistics available only since 1978.

MINUTES PLAYED - GAME

Minutes Played:

- 60, Jack Moore and Andre Smith, vs. UAB, Dec. 22, 1979 (40T)

PLAYING TIME - SEASON

Games Played:

- 35, Terrance Badgett, Bernard Garner, Tyronn Lue, Mikki Moore, Erick Strickland, 1995-96

Games Started:

- 34, Beau Reid, Clifford Scales, 1990-91
- 34, Jaron Boone, Bernard Garner, Tyronn Lue, Erick Strickland, 1995-96

Minutes Played:

- 1,155, Dave Hoppen, 1984-85 (30 games)

Conference Minutes Played:

- 614, Tyronn Lue, 1996-97 (16 games)

Minutes Played Per Game:

- 38.5, Dave Hoppen, 1984-85 (1,155 in 30 games)

Conference Minutes Played Per Game:

- 39.1, Dave Hoppen, 1984-85 (548 in 14 games)

PLAYING TIME - CAREER

Games Played:

- 131, Cookie Belcher, 1997-2001

Consecutive Games Played:

- 123, Brian Carr, 1984-87

Games Started:

- 128, Cookie Belcher, 1997-2001 (131 games)

Consecutive Games Started:

- 111, Dave Hoppen, 1983-86

Minutes Played:

- 4,095, Cookie Belcher, 1997-2001 (131 games)

Conference Minutes Played:

- 2,004, Cookie Belcher, 1997-2001 (64 games)

Minutes Played Per Game, Four-Year Career:

- 33.4, Dave Hoppen, 1983-86 (3,711 in 111 games)

Minutes Played Per Game, Three-Year Career:

- 34.5, Andre Smith, 1979-81 (2,901 in 84 games; minutes not available for Smith's freshman year, 1978)

Minutes Played Per Game, Two-Year Career:

- 33.3, Stan Cloudy, 1983-84 (2,066 in 62 games)

Conference Minutes Played Per Game:

- 35.5, Tyronn Lue, 1996-98 (1,633 in 46 games)

Team Records

POINTS - GAME

Overall:

117, vs. Oklahoma (113), at Kansas City, Mo., March 8, 1991 (OT, B8T); vs. Harvard (79), Dec. 1, 1989

Conference:

111, at Oklahoma (99), Jan. 26, 1991;
at Oklahoma (115), Feb. 14, 1994 (OT)

Home Court:

117, vs. Harvard (79), Dec. 1, 1989

Opponent's Court:

111, at Oklahoma (99), Jan. 26, 1991
111, at Oklahoma (115), Feb. 14, 1994 (OT)

Neutral Court:

117, vs. Oklahoma (113), at Kansas City, Mo., March 8, 1991 (OT, B8T)

First Half:

64, vs. Tennessee Tech, Dec. 14, 1990

Second Half:

66, vs. Oklahoma, Feb. 16, 1991

Both Teams:

230, at Oklahoma (133), Nebraska (97),
Feb. 21, 1987

230, Nebraska (117), Oklahoma (113), at
Kansas City, Mo., March 8, 1991 (OT, B8T)

Losing Effort:

111, at Oklahoma (115), Feb. 14, 1994 (OT)

Margin of Victory:

74, Nebraska (82), at Crete (8), Jan. 4, 1907

Margin of Defeat:

56, at Kansas (102), Nebraska (46), Feb. 8, 1958

Players Scoring in Double Figures:

8, at Oklahoma, Jan. 26, 1991,
[Tony Farmer (22), Carl Hayes (16), Beau
Reid (14), Rich King (12), Jose Ramos (12),
Eric Piatkowski (11), Keith Moody (11),
Clifford Scales (10)]

8, vs. Appalachian State, Dec. 31, 1994,
[Erick Strickland (21), Jaron Boone (17),
Mikki Moore (12), Chris Sallee (12), Tom
Wald (11), Melvin Brooks (10), Terrance
Badgett (10), Chester Surlis (10)]

Opponent:

133, at Oklahoma (NU 97), Feb. 21, 1987

Opponent, Half:

70, at Oklahoma, Feb. 21, 1987 (2nd)

POINTS - SEASON

Overall:

2,977, 1990-91 (34 games)

Conference:

1,219, 1993-94 (14 games)

Average:

87.6, 1990-91 (2,977 in 34 games)

Conference Average:

87.1, 1993-94 (1,219 in 14 games)

Opponent:

2,672, 1990-91 (34 games)

Opponent, Conference:

1,297, 1989-90 (14 games)

Opponent Average:

86.1, 1989-90 (2,410 points in 28 games)

Opponent Conference Average:

92.6, 1989-90 (1,297 in 14 games)

NU 100-Point Games:

7, 1990-91

Opponent 100-Point Games:

6, 1989-90

FIELD GOALS - GAME

Made:

51, vs. Nevada, Dec. 14, 1970 (81 att.)

Conference Made:

44, vs. Missouri, Jan. 28, 1967 (86 att.)

Attempted:

97, vs. Cal State Fullerton, Dec. 4, 1967 (41 made)

Conference Attempted:

83, vs. Oklahoma, Jan. 25, 1992 (28 made)

Percentage:

.750, vs. Nebraska-Omaha, Jan. 25, 1988 (42-56)

Conference Percentage:

.679, at Kansas, Feb. 5, 1980 (19-28)

Half Percentage:

.840, vs. Nebraska-Omaha,
Jan. 25, 1988 (21-25, 1st)

Conference Half Percentage:

.833, vs. Iowa State, Feb. 21, 1985 (15-18, 2nd)

Opponent Made:

50, at Oklahoma, Feb. 21, 1987 (88 att.)

Opponent Attempted:

91, three times, most recently at Southern Utah,
Nov. 30, 1991 (39 made)

Opponent Percentage:

.771, Kansas State, at Nebraska,
Feb. 3, 1982 (27-35)

Opponent Half Percentage:

.857, Kansas State, at Nebraska,
Feb. 3, 1982 (12-14, 1st)

FIELD GOALS - SEASON

Made:

1,081, 1990-91 (2,185 att.)

Conference Made:

439, 1997-98 (976 att.)

Attempted:

2,185, 1990-91 (1,081 made)

Conference Attempted:

976, 1997-98 (439 made)

Percentage:

.514, 1983-84 (786-1,529)

Conference Percentage:

.511, 1982-83 (346-677)

Opponent Percentage:

.521, 1979-80 (856-1,644)

Opponent Conference Percentage:

.530, 1979-80 (366-694)

3-PT. FIELD GOALS - GAME

Made:

18, vs. Kansas, Feb. 24, 2002 (37 att.)

Attempted:

37, vs. Kansas, Feb. 24, 2002 (18 made)

Percentage*:

.667, vs. Chicago State, Jan. 16, 1990 (8-12)

.667, vs. Western Illinois, Nov. 19, 1997 (10-15)

.667, vs. Pacific, Jan. 4, 2000 (10-15)

Conference Percentage*:

.611, vs. Baylor, Jan. 21, 2004 (11-18)

Opponent Made:

17, at Oklahoma, Feb. 21, 1987 (27 att.)

Opponent Attempted:

37, Baylor, Feb. 14, 1998 (9 made)

Opponent Percentage*:

.765, at Kansas State, Jan. 10, 1987 (13-17)

*Minimum 10 attempts

3-PT. FIELD GOALS - SEASON

Made:

267, 2001-02 (729 att.)

Conference Made:

167, 2001-02 (447 att.)

Attempted:

729, 2001-02 (267 made)

Conference Attempted:

447, 2001-02 (167 made)

Percentage:

.389, 2003-04 (210-540)

Conference Percentage:

.413, 1986-87 (52-126)

Opponent Percentage:

.423, 1986-87 (143-338)

Opponent Conference Percentage:

.500, 1986-87 (59-118)

FREE THROWS - GAME

Made:

43, vs. Texas, Jan. 3, 1996 (59 att.)

Attempted:

60, vs. Kansas State, Jan. 11, 1954 (36 made)

No Misses:

17, at Oklahoma State, Jan. 31, 1979

No Misses, Half:

17, vs. Oklahoma, at Kansas City, Mo.,
March 8, 1991 (1st, B8T)

Consecutive Made:

25 vs. Oklahoma, at Kansas City, Mo.,
Dec. 28, 1967

Opponent Made:

44, Oklahoma State, at Nebraska,
Feb. 14, 1990 (52 att.)

Opponent Attempted:

52, Oklahoma State, at Nebraska,
Feb. 14, 1990 (44 made)

Opponent No Misses:

16, at Kansas State, Jan. 26, 1980

FREE THROWS - SEASON

Made:

690, 1990-91 (981 att.)

Conference Made:

301, 1990-91 (417 att.)

Attempted:

981, 1990-91 (690 made)

Conference Attempted:

417, 1990-91 (301 made)

Percentage:

.765, 1967-68 (504-659)

Conference Percentage:

.782, 1993-94 (258-330)

Consecutive Made:

34, 1985-86 (last 13 at Oklahoma, Jan. 29;
first 21 at Colorado, Feb. 1)

Opponent Percentage:
.750, 1979-80 (389-519)
Opponent Conference Percentage:
.800, 1979-80 (179-212)

REBOUNDS - GAME

Rebounds:
77, vs. Kansas State, Feb. 18, 1957
Opponent:
77, at Kansas, Feb. 23, 1957

REBOUNDS - SEASON

Rebounds:
1,454, 1990-91 (34 games)
Conference:
655, 1959-60 (14 games)
Average:
48.8, 1959-60 (1,170 in 24 games)
Conference Average:
46.8, 1959-60 (655 in 14 games)
Highest Margin:
+6.6, 1990-91 (42.8-36.2)
Opponent Average:
49.6, 1959-60 (1,191 in 24 games)

ASSISTS - GAME

Assists:
36, vs. Montana State, Dec. 23, 1977
Conference:
31, vs. Iowa State, Feb. 4, 1973
Opponent:
36, at Oklahoma, Feb. 21, 1987

ASSISTS - SEASON

Assists:
696, 1990-91 (34 games)
Conference:
289, 1984-85 (14 games)
Average:
20.5, 1984-85 (615 in 30 games)
Conference Average:
20.6, 1984-85 (289 in 14 games)
Opponent:
579, 1990-91 (34 games)
Opponent Conference:
309, 1989-90 (14 games)
Note: Assist statistics available only since 1974.

TURNOVERS - GAME

Fewest:
3, vs. Iowa State, Feb. 16, 2002
Most:
31, at Creighton, Dec. 11, 2005
Fewest by Opponent:
4, by Western Kentucky, March 14, 1986 (NCAA)
at Evansville, Jan. 3, 1985
Most by Opponent:
35, Denver, at Nebraska, Nov. 26, 1982

TURNOVERS - SEASON

Fewest:
302, 1981-82 (28 games)
Fewest Conference:
132, 1981-82 (14 games)
Most:
627, 1995-96 (35 games)

Most Conference:
310, 1999-00 (16 games)
Fewest Per Game:
10.8, 1981-82 (302 in 29 games)
Most Per Game:
19.3, 1999-00 (579 in 30 games)
Fewest Opponent:
363, 1985-86 (30 games)
Fewest Opponent Conference:
168, 1984-85 (14 games)
Most Opponent:
618, 1990-91 (34 games)
Most Opponent Conference:
291, 1998-99 (16 games)
Note: Turnover statistics available only since 1978.

BLOCKED SHOTS - GAME

Most:
15, vs. Coppin State, Dec. 6, 1996
Conference:
12, vs. Colorado, March 2, 2005
Opponent:
17, at Iowa State, Jan. 25, 2003

BLOCKED SHOTS - SEASON

Most:
202, 1996-97 (33 games)
Conference:
85, 1996-97 (16 games)
Opponent:
144, 2002-03 (30 games)
Opponent Conference:
95, 2002-03 (16 games)
Note: Blocked shot statistics available only since 1978.

STEALS - GAME

Steals:
23, vs. Texas Tech, March 4, 1999
Conference:
21, vs. Texas, Jan. 10, 1999
Opponent:
20, at Oklahoma, Jan. 14, 1993

STEALS - SEASON

Steals:
359, 1998-99 (33 games)
Conference:
166, 1998-99 (16 games)

Opponent:
327, 1995-96 (35 games)
Opponent Conference:
165, 1991-92 (14 games)
Note: Steal statistics available only since 1978.

GAMES PLAYED - SEASON

Played:
35, 1995-96 (21-14)
Victories:
26, 1990-91 (8 losses)
Conference Victories:
12, 1915-16 (12-0)
12, 1965-66 (12-2)
Home Victories:
17, 2007-08 (3 losses)*
17, 1982-83 (1 loss)
** game at Qwest Center Omaha considered home game*
Road Victories:
12, 1990-91 (7 losses)
Percentage:
.933, 1911-12 (14-1)
Conference Percentage:
1.000, 1911-12 (8-0)
1.000, 1912-13 (10-0)
1.000, 1913-14 (7-0)
1.000, 1915-16 (12-0)
Losses:
19, 1962-63 (6 wins); 1999-2000 (11 wins);
2002-03 (11 wins)
Conference Losses:
13, 1962-63 (1 win); 2002-03 (3 wins)
Home Losses:
9, 1931-32 (1 win); 1962-63 (4 wins)
Road Losses:
13, 1951-52 (0 wins)
13, 1963-64 (1 win)
13, 1999-00 (1 win)
13, 2002-03 (3 wins)
Overtime Games:
4, 1955-56 (won 3)
4, 1979-80 (won 3)
4, 1986-87 (won 4)
4, 1996-97 (won 2)
4, 2007-08 (won 1)
Overtimes, Single Game:
4, Nebraska 92, UAB 84, at Nebraska,
Dec. 22, 1979



Before declaring early for the NBA Draft, Tyronn Lue led NU to three postseason tournament appearances. He currently ranks eighth on the Nebraska career scoring chart.

Single-Season Records

POINTS SCORED

1.	Dave Hoppen (1985)	704
2.	Tyronn Lue (1998)	678
3.	Eric Piatkowski (1994)	646
4.	Tyronn Lue (1997)	603
5.	Andre Smith (1980)	600
6.	Dave Hoppen (1984)	598
7.	Jaron Boone (1995)	559
8.	Aleks Maric (2007)	556
	Marvin Stewart (1971)	556
10.	Chuck Jura (1972)	551

SCORING AVERAGE (MIN. 400 PTS.)

	G	Pts.	Avg.	
1.	Dave Hoppen (1985)	30	704	23.5
2.	Dave Hoppen (1986)	19	420	22.1
3.	Eric Piatkowski (1994)	30	646	21.5
4.	Marvin Stewart (1971)	26	556	21.4
5.	Chuck Jura (1972)	26	551	21.2
6.	Tyronn Lue (1998)	32	678	21.2
7.	Jerry Fort (1975)	26	525	20.2
8.	Dave Hoppen (1984)	30	598	19.9
9.	Andre Smith (1980)	31	600	19.4
10.	Stuart Lantz (1968)	25	482	19.3

FIELD GOALS MADE

1.	Dave Hoppen (1985)	270
2.	Tyronn Lue (1998)	240
3.	Andre Smith (1980)	237
4.	Eric Piatkowski (1994)	226
5.	Dave Hoppen (1984)	220
	Chuck Jura (1972)	220
7.	Jerry Fort (1975)	218
8.	Marvin Stewart (1971)	215
	Tyronn Lue (1997)	215
10.	Jerry Fort (1974)	207

FIELD GOALS ATTEMPTED

1.	Tyronn Lue (1998)	547
2.	Jerry Fort (1975)	508
3.	Jerry Fort (1974)	484
	Jim Buchanan (1952)	484
5.	Tyronn Lue (1997)	476
6.	Eric Piatkowski (1994)	456
7.	Jaron Boone (1995)	455
8.	Jerry Fort (1976)	452
9.	Marvin Stewart (1971)	426
10.	Dave Hoppen (1985)	418

FIELD GOAL PCT. (MIN. 5 ATT./TEAM GAME)

	FG-FGA	Pct.	
1.	Larry Cox (1976)	133-198	.672
2.	Dave Hoppen (1985)	270-418	.646
3.	Kimani Ffriend (2001)	144-231	.623
4.	Dave Hoppen (1986)	151-245	.616
5.	Andre Smith (1980)	237-388	.611
6.	Steffon Bradford (2001)	155-257	.603
7.	Dave Hoppen (1984)	220-367	.599
8.	Chuck Jura (1971)	181-306	.592
9.	Pete Manning (1988)	111-188	.590
10.	Andre Smith (1981)	185-314	.589

3-POINT FIELD GOALS MADE

1.	Cary Cochran (2002)	89
2.	Joe McCray (2005)	80
3.	Cary Cochran (2001)	78
	Tyronn Lue (1998)	78
5.	Jaron Boone (1995)	70
6.	Marcus Perry (2007)	67
7.	Brian Conklin (2004)	66
8.	Brian Conklin (2002)	65
9.	Eric Piatkowski (1994)	63
10.	Wes Wilkinson (2006)	62
	Cary Cochran (2000)	62

3-POINT FIELD GOALS ATTEMPTED

1.	Joe McCray (2005)	226
2.	Tyronn Lue (1998)	209
3.	Cary Cochran (2002)	207
4.	Jaron Boone (1995)	182
5.	Eric Piatkowski (1994)	172
6.	Jaron Boone (1996)	167
7.	Cary Cochran (2001)	165
8.	Marcus Perry (2007)	163
9.	John Robinson II (2002)	160
	Cary Cochran (2000)	160
	Erick Strickland (1995)	160

3-POINT PCT. (MIN. 25 MADE)

	3FG-Att.	Pct.	
1.	Brian Conklin (2004)	66-118	.559
2.	Cary Cochran (2001)	78-165	.473
3.	Jay-R Strowbridge (2007)	25-54	.473
4.	Clifford Scales (1991)	26-57	.456
5.	Henry T. Buchanan (1987)	28-62	.452
6.	Brian Conklin (2002)	65-150	.433
7.	Ryan Anderson (2007)	48-111	.432
8.	Cary Cochran (2002)	89-207	.430
9.	Wes Wilkinson (2006)	62-148	.419
10.	Marcus Perry (2007)	67-163	.411

FREE THROWS MADE

1.	Jack Moore (1980)	184
2.	Dave Hoppen (1985)	164
3.	Dave Hoppen (1984)	158
4.	Aleks Maric (2007)	147
5.	Bob Gratopp (1969)	141
6.	Tom Russell (1962)	140
7.	Tony Farmer (1991)	137
8.	Aleks Maric (2008)	136
	Stuart Lantz (1968)	136
	Herschell Turner (1959)	136

FREE THROWS ATTEMPTED

1.	Kimani Ffriend (2000)	221
2.	Aleks Maric (2007)	216
3.	Kimani Ffriend (2001)	213
4.	Bill Johnson (1954)	212
5.	Jack Moore (1980)	211
6.	Dave Hoppen (1985)	210
7.	Dave Hoppen (1984)	208
8.	Aleks Maric (2008)	207
9.	Venson Hamilton (1999)	198
10.	Tony Farmer (1991)	197

FREE THROW PCT. (MIN. 2 ATT./GAME)

	FT-FTA	Pct.	
1.	Jack Moore (1982)	123-131	.939
2.	Cary Cochran (2002)	71-77	.9221
3.	Jack Moore (1981)	118-128	.9219
4.	Jack Moore (1980)	184-211	.872
5.	David Ponce (1984)	67-77	.870
6.	Nate Johnson (2004)	103-119	.866
7.	Kent Reckewey (1973)	35-41	.854
8.	Tom Baack (1966)	92-108	.852
9.	Brian Carr (1986)	79-93	.849
10.	Jamar Johnson (1992)	53-63	.841

REBOUNDS

1.	Aleks Maric (2008)	335
	Venson Hamilton (1999)	335
3.	Venson Hamilton (1998)	315
4.	Chuck Jura (1972)	305
5.	Leroy Chalk (1971)	290
6.	Rich King (1991)	274
7.	Venson Hamilton (1997)	269
8.	Kimani Ffriend (2000)	263
9.	Aleks Maric (2007)	260
10.	Dave Hoppen (1985)	258

REBOUND AVG. (MIN. 175 REBOUNDS)

	G	Reb.	Avg.	
1.	Chuck Jura (1972)	26	305	11.7
2.	Rex Ekwall (1955)	21	241	11.5
3.	Bill Johnson (1954)	21	236	11.2
4.	Leroy Chalk (1971)	26	290	11.1
5.	Rex Ekwall (1956)	21	224	10.7
6.	Aleks Maric (2008)	33	335	10.2
	Venson Hamilton (1999)	33	335	10.2
8.	Leroy Chalk (1969)	26	257	9.9
9.	Venson Hamilton (1998)	32	315	9.8
10.	Leroy Chalk (1970)	24	235	9.8

ASSISTS

1.	Brian Carr (1985)	237
2.	Brian Carr (1986)	201
3.	Charles Richardson Jr. (2007)	179
4.	Brian Carr (1987)	166
5.	Tyronn Lue (1998)	152
6.	Jack Moore (1980)	145
7.	Tyronn Lue (1996)	144
8.	Cookie Belcher (1999)	138
9.	Tyronn Lue (1997)	136
10.	Eric Johnson (1989)	135
	Beau Reid (1989)	135

ASSISTS PER GAME (MIN. 100 ASSISTS)

	G	Assists	APG	
1.	Brian Carr (1985)	30	237	7.90
2.	Brian Carr (1986)	30	201	6.70
3.	Charles Richardson Jr. (2007)	31	179	5.77
4.	Brian Carr (1987)	33	166	5.03
5.	Tyronn Lue (1998)	32	152	4.75
6.	Jack Moore (1980)	31	145	4.68
7.	Jamar Johnson (1992)	28	130	4.64
8.	Jamar Johnson (1994)	28	123	4.39
9.	Cookie Belcher (2001)	30	131	4.37
10.	Cookie Belcher (1999)	32	138	4.31

STEALS

1.	Cookie Belcher (1999)	102
2.	Erick Strickland (1995)	89
3.	Cookie Belcher (1997)	87
4.	Cookie Belcher (2001)	82
5.	Cookie Belcher (1998)	75
6.	Eric Johnson (1989)	68
7.	Venson Hamilton (1999)	67
	Brian Carr (1987)	67
9.	Clifford Scales (1991)	64
10.	Tyronn Lue (1998)	63

BLOCKED SHOTS

1.	Derrick Chandler (1992)	91
2.	Mikki Moore (1997)	88
3.	Kimani Ffriend (2000)	85
4.	Venson Hamilton (1999)	80
5.	Kimani Ffriend (2001)	74
6.	Mikki Moore (1996)	71
7.	Rich King (1991)	68
8.	Mikki Moore (1995)	67
9.	Venson Hamilton (1998)	66
10.	Wes Wilkinson (2006)	61

MINUTES PLAYED

1.	Dave Hoppen (1985)	1,155
2.	Tyronn Lue (1997)	1,150
3.	Tyronn Lue (1998)	1,149
4.	Jack Moore (1980)	1,143
5.	Andre Smith (1980)	1,141
6.	Charles Richardson Jr. (2007)	1,125
7.	Brian Carr (1985)	1,120
8.	Jaron Boone (1996)	1,105
9.	Erick Strickland (1996)	1,087
10.	Venson Hamilton (1999)	1,074

Career Records

POINTS

1.	Dave Hoppen (1983-86)	2,167
2.	Eric Piatkowski (1991-94)	1,934
3.	Jerry Fort (1973-76)	1,882
4.	Andre Smith (1978-81)	1,717
5.	Aleks Maric (2005-08)	1,630
6.	Jaron Boone (1993-96)	1,609
7.	Erick Strickland (1993-96)	1,586
8.	Tyronn Lue (1996-98)	1,577
9.	Cookie Belcher (1997-2001)	1,552
10.	Rich King (1988-91)	1,475

SCORING AVERAGE (MIN. 675 POINTS)

	G	Pts.	Avg.
1.	Dave Hoppen (1983-86)	111	2,167 19.5
2.	Jerry Fort (1973-76)	105	1,882 17.9
3.	Tom Baack (1966-68)	75	1,299 17.3
4.	Marvin Stewart (1969-71)	75	1,138 17.2
5.	Stuart Lantz (1969-71)	75	1,269 16.9
6.	Chuck Jura (1970-72)	77	1,255 16.3
7.	Tyronn Lue (1996-98)	99	1,577 15.9
8.	Eric Piatkowski (1991-94)	123	1,934 15.7
9.	Andre Smith (1978-81)	114	1,717 15.1
10.	Herschell Turner (1958-60)	72	1,056 14.7

FIELD GOALS MADE

1.	Dave Hoppen (1983-86)	804
2.	Jerry Fort (1973-76)	777
3.	Eric Piatkowski (1991-94)	676
4.	Andre Smith (1978-81)	673
5.	Aleks Maric (2005-08)	589
6.	Jaron Boone (1993-96)	575
7.	Rich King (1988-91)	564
8.	Tyronn Lue (1996-98)	560
9.	Carl McPipe (1976-79)	546
10.	Erick Strickland (1993-96)	535

FIELD GOALS ATTEMPTED

1.	Jerry Fort (1973-76)	1,793
2.	Eric Piatkowski (1991-94)	1,436
3.	Dave Hoppen (1983-86)	1,341
4.	Jaron Boone (1993-96)	1,327
5.	Tyronn Lue (1996-98)	1,255
6.	Erick Strickland (1993-96)	1,219
7.	Larry Florence (1997-2000)	1,150
8.	Andre Smith (1978-81)	1,148
9.	Tom Baack (1966-68)	1,138
10.	Carl McPipe (1976-79)	1,126

FIELD GOAL PCT. (MIN. 400 ATT.)

	FG-FGA	Pct.
1.	Larry Cox (1974-76)	270-432 .625
2.	Dave Hoppen (1983-86)	804-1,341 .600
3.	Andre Smith (1978-81)	673-1,148 .586
4.	Kimani Ffriend (2000-01)	267-460 .580
5.	Rich King (1988-91)	564-1,000 .564
6.	Bruce Chubick (1991-94)	303-540 .561
7.	Mikki Moore (1994-97)	274-676 .553
8.	Chuck Jura (1970-72)	500-910 .549
9.	Bernard Day (1985-86)	309-567 .545
10.	Pete Manning (1988-89)	242-446 .543

3-POINT FIELD GOALS MADE

1.	Cary Cochran (1999-2002)	268
2.	Eric Piatkowski (1991-94)	202
3.	Jaron Boone (1993-96)	181
4.	Erick Strickland (1993-96)	179
5.	Brian Conklin (2001-04)	176
6.	Cookie Belcher (1997-2001)	146
7.	Tyronn Lue (1996-98)	145
8.	Joe McCray (2005-06)	117
9.	Ray Richardson (1989-90)	105
10.	Chris Cresswell (1990-92)	103

3-POINT FIELD GOALS ATTEMPTED

1.	Cary Cochran (1999-2002)	630
2.	Eric Piatkowski (1991-94)	564
3.	Erick Strickland (1993-96)	512
4.	Jaron Boone (1993-96)	501
5.	Cookie Belcher (1997-2001)	450
6.	Brian Conklin (2001-04)	407
7.	Tyronn Lue (1996-98)	407
8.	Joe McCray (2005-06)	344
9.	Jake Muhleisen (2002-05)	315
10.	Ray Richardson (1989-90)	278

3-POINT FG PCT. (MIN. 90 ATT.)

	3FG	3PA	Pct.
1.	Brian Conklin (2001-04)	176	407 .432
2.	Cary Cochran (1999-2002)	268	630 .425
3.	Jay-R Strowbridge (2007-08)	50	122 .410
4.	Clifford Scales (1988-91)	45	110 .409
5.	Henry T. Buchanan (1987-88)	67	165 .406
6.	Ryan Anderson (2007-pres.)	98	247 .397
7.	Chris Cresswell (1990-92)	103	261 .395
8.	Marcus Perry (2006-07)	98	249 .394
9.	Paul Velander (2006-pres.)	68	179 .380
10.	Ray Richardson (1989-90)	105	278 .378

FREE THROWS MADE

1.	Dave Hoppen (1983-86)	559
2.	Aleks Maric (2005-08)	448
3.	Jack Moore (1979-82)	446
4.	Eric Piatkowski (1991-94)	380
5.	Andre Smith (1978-81)	371
6.	Venson Hamilton (1996-99)	360
7.	Rich King (1988-91)	345
8.	Erick Strickland (1993-96)	337
9.	Jerry Fort (1973-76)	328
10.	Bob Gratopp (1968-70)	316

FREE THROW ATTEMPTS

1.	Dave Hoppen (1983-86)	724
2.	Aleks Maric (2005-08)	679
3.	Venson Hamilton (1996-99)	590
4.	Andre Smith (1978-81)	562
5.	Rich King (1988-91)	510
6.	Jack Moore (1979-82)	495
7.	Eric Piatkowski (1991-94)	489
8.	Jerry Fort (1973-76)	486
9.	Bill Johnson (1952-54)	484
10.	Herschell Turner (1958-60)	474

FREE THROW PCT. (MIN. 200 ATT.)

	FT-FTA	Pct.
1.	Jack Moore (1979-82)	446-495 .901
2.	Tom Baack (1966-68)	247-297 .832
3.	Brian Carr (1984-87)	230-287 .801
4.	Nate Johnson (2003-04)	186-233 .798
5.	Jamar Johnson (1992-94)	166-210 .790
6.	Bob Gratopp (1968-70)	316-400 .790
7.	Tyronn Lue (1996-98)	312-396 .788
8.	Charles Richardson Jr. (2004-07)	156-200 .780
9.	Eric Piatkowski (1991-94)	380-489 .777
10.	Erick Strickland (1993-96)	337-434 .776

REBOUNDS (SINCE 1952)

1.	Venson Hamilton (1996-99)	1,080
2.	Aleks Maric (2005-08)	1,015
3.	Leroy Chalk (1969-71)	782
4.	Dave Hoppen (1983-86)	773
5.	Rich King (1988-91)	761
6.	Andre Smith (1978-81)	753
7.	Chuck Jura (1970-72)	740
8.	Carl McPipe (1976-79)	723
9.	John Turek (2002-05)	682
10.	Rex Ekwall (1955-57)	679

REBOUND AVG. (MIN. 400 REBOUNDS)

	G	Reb.	Avg.
1.	Rex Ekwall (1955-57)	65	679 10.4
2.	Leroy Chalk (1969-71)	76	782 10.3
3.	Chuck Jura (1970-72)	77	740 9.6
4.	Bill Johnson (1952-54)	65	569 9.5
5.	Tom Russell (1961-62)	49	432 8.8
6.	Herschell Turner (1958-60)	72	626 8.7
7.	Kimani Ffriend (2000-01)	58	492 8.5
8.	Aleks Maric (2005-08)	121	1,015 8.39
9.	Venson Hamilton (1996-99)	129	1,080 8.37
10.	Derrick Chandler (1992-93)	60	490 8.2

ASSISTS (SINCE 1974)

1.	Brian Carr (1984-87)	682
2.	Cookie Belcher (1997-2001)	477
3.	Jaron Boone (1993-96)	446
4.	Tyronn Lue (1996-98)	432
5.	Erick Strickland (1993-96)	414
6.	Charles Richardson Jr. (2004-07)	399
7.	Jack Moore (1979-82)	382
8.	Jamar Johnson (1992-94)	355
9.	Clifford Scales (1988-91)	354
10.	Beau Reid (1988-91)	344

STEALS (SINCE 1978)

1.	Cookie Belcher (1997-2001)	353
2.	Erick Strickland (1993-96)	257
3.	Venson Hamilton (1996-99)	186
4.	Clifford Scales (1988-91)	177
5.	Brian Carr (1984-87)	159
6.	Tyronn Lue (1996-98)	154
7.	Larry Florence (1997-2000)	137
8.	Jaron Boone (1993-96)	131
9.	Eric Johnson (1988-89)	128
10.	Jack Moore (1979-82)	128

BLOCKED SHOTS (SINCE 1978)

1.	Venson Hamilton (1996-99)	241
2.	Mikki Moore (1994-97)	236
3.	Rich King (1988-91)	183
4.	John Turek (2002-05)	163
5.	Kimani Ffriend (2000-01)	159
6.	Aleks Maric (2005-08)	145
7.	Derrick Chandler (1992-93)	144
8.	Wes Wilkinson (2003-06)	113
9.	Cookie Belcher (1997-2001)	83
10.	Carl Hayes (1990-92)	70

GAMES PLAYED

1.	Cookie Belcher (1997-2001)	131
2.	Venson Hamilton (1996-99)	129
3.	Terrance Badgett (1993-96)	127
	Erick Strickland (1993-96)	127
	Jaron Boone (1993-96)	127
6.	Andy Markowski (1996-99)	124
	Rich King (1988-91)	124
8.	Larry Florence (1997-2000)	123
	Eric Piatkowski (1991-94)	123
	Brian Carr (1984-87)	123
	Clifford Scales (1988-91)	123

GAMES STARTED

1.	Cookie Belcher (1997-2001)	129
2.	Dave Hoppen (1983-86)	111
3.	Larry Florence (1997-2000)	105
4.	Jaron Boone (1993-96)	102
5.	Aleks Maric (2005-08)	99
6.	Jake Muhleisen (2002-05)	98
7.	Jerry Fort (1973-76)	97
8.	Tyronn Lue (1996-98)	96
9.	Brian Carr (1984-87)	93
10.	Clifford Scales (1988-91)	92

Single-Season Records (by class)

POINTS SCORED (SINCE 1970)

Senior

1. Eric Piatkowski (1994).....	646
2. Marvin Stewart (1971).....	556
3. Chuck Jura (1972).....	551
4. Rich King (1991).....	526
5. Aleks Maric (2008).....	519
6. Venson Hamilton (1999).....	518
7. Erick Strickland (1996).....	516
8. Jerry Fort (1976).....	513
9. Cookie Belcher (2001).....	492
10. Andre Smith (1981).....	475

Junior

1. Dave Hoppen (1985).....	704
2. Tyronn Lue (1998).....	678
3. Andre Smith (1980).....	600
4. Jaron Boone (1995).....	559
5. Aleks Maric (2007).....	556
6. Jerry Fort (1975).....	525
7. Erick Strickland (1995).....	505
8. Eric Piatkowski (1993).....	502
9. Carl Hayes (1991).....	469
10. Chuck Jura (1971).....	455

Sophomore

1. Tyronn Lue (1997).....	603
2. Dave Hoppen (1984).....	598
3. Jerry Fort (1974).....	468
4. Jack Moore (1980).....	458
5. Carl McPipe (1977).....	440
6. Eric Piatkowski (1992).....	414
7. Brian Banks (1977).....	386
8. Beau Reid (1989).....	382
9. Jaron Boone (1984).....	366
10. Andre Smith (1979).....	364

Freshman

1. Dave Hoppen (1983).....	445
2. Joe McCray (2005).....	432
3. Jerry Fort (1973).....	376
4. Eric Piatkowski (1991).....	372
5. Jake Muhleisen (2002).....	328
6. Cookie Belcher (1997).....	305
7. Tyronn Lue (1996).....	296
8. Jamel White (2006).....	287
9. Ryan Anderson (2007).....	283
10. Andre Smith (1978).....	278

SCORING AVERAGE (SINCE 1970)

Senior

1. Dave Hoppen (1986).....	22.1
2. Eric Piatkowski (1994).....	21.5
3. Marvin Stewart (1971).....	21.4
4. Chuck Jura (1972).....	21.2
5. Jerry Fort (1976).....	19.0
6. Andre Smith (1981).....	18.3
7. Cookie Belcher (2001).....	16.4
8. Aleks Maric (2008).....	15.7
9. Venson Hamilton (1999).....	15.7
10. Rich King (1991).....	15.5

Junior

1. Dave Hoppen (1985).....	23.5
2. Tyronn Lue (1998).....	21.2
3. Jerry Fort (1975).....	20.2
4. Andre Smith (1980).....	19.4
5. Tyronn Lue (1997).....	18.8
6. Aleks Maric (2007).....	18.5
7. Jaron Boone (1995).....	17.5
Chuck Jura (1971).....	17.5
9. Eric Piatkowski (1993).....	16.7
10. Erick Strickland (1995).....	16.3

Sophomore

1. Dave Hoppen (1984).....	19.9
2. Tyronn Lue (1997).....	18.8
3. Jerry Fort (1974).....	18.0
4. Carl McPipe (1977).....	15.2
5. Jack Moore (1980).....	14.8
6. Eric Piatkowski (1992).....	14.3
7. Andre Smith (1979).....	13.5
8. Brian Banks (1977).....	13.3
9. Jaron Boone (1994).....	12.2
10. Carl Hayes (1990).....	12.1

Freshman

1. Joe McCray (2005).....	15.5
2. Jerry Fort (1973).....	14.5
3. Dave Hoppen (1983).....	13.9
4. Jake Muhleisen (2002).....	11.7
5. Eric Piatkowski (1991).....	10.9
6. Ryan Anderson (2007).....	10.1
7. Andre Smith (1978).....	9.3
8. Cookie Belcher (1997).....	9.2
9. Ron Taylor (1974).....	8.8
10. Jamel White (2006).....	8.7

FIELD GOALS MADE (SINCE 1970)

Senior

1. Eric Piatkowski (1994).....	226
2. Chuck Jura (1972).....	220
3. Marvin Stewart (1971).....	215
4. Rich King (1991).....	202
5. Jerry Fort (1976).....	201
6. Aleks Maric (2008).....	191
7. Venson Hamilton (1999).....	194
8. Andre Smith (1981).....	185
9. Stan Cloudy (1984).....	178
10. Cookie Belcher (2001).....	177

Junior

1. Dave Hoppen (1985).....	270
2. Tyronn Lue (1998).....	240
3. Andre Smith (1980).....	237
4. Jerry Fort (1975).....	218
5. Aleks Maric (2007).....	203
6. Jaron Boone (1995).....	199
7. Carl Hayes (1991).....	192
8. Carl McPipe (1978).....	190
9. Chuck Jura (1971).....	181
10. Eric Piatkowski (1993).....	178

Sophomore

1. Dave Hoppen (1984).....	220
2. Tyronn Lue (1997).....	215
3. Jerry Fort (1974).....	207
4. Carl McPipe (1977).....	183
5. Brian Banks (1977).....	160
6. Andre Smith (1979).....	146
7. Eric Piatkowski (1992).....	144
8. Jaron Boone (1994).....	138
9. Jack Moore (1980).....	137
10. Rich King (1989).....	136

Freshman

1. Dave Hoppen (1983).....	163
2. Jerry Fort (1973).....	151
3. Joe McCray (2005).....	143
4. Cookie Belcher (1997).....	117
5. Jake Muhleisen (2002).....	115
6. Tyronn Lue (1996).....	105
Andre Smith (1978).....	105
8. Ryan Anderson (2007).....	103
9. Larry Florence (1997).....	92
10. Jamel White (2006).....	87

3-POINTERS MADE (SINCE 1987)

Senior

1. Cary Cochran (2002).....	89
2. Marcus Perry (2007).....	67
3. Brian Conklin (2004).....	66
4. Eric Piatkowski (1994).....	63
5. Wes Wilkinson (2006).....	62
6. Jaron Boone (1996).....	59
Chris Cresswell (1992).....	59
8. Brian Carr (1987).....	58
9. Erick Strickland (1996).....	52
10. John Robinson II (2002).....	50

Junior

1. Cary Cochran (2001).....	78
Tyronn Lue (1998).....	78
3. Jaron Boone (1995).....	70
4. Ray Richardson (1989).....	57
5. Erick Strickland (1995).....	54
6. Danny Walker (2000).....	53
7. Andrew Drevco (2003).....	48
Eric Piatkowski (1993).....	48
9. Cookie Belcher (1999).....	39
10. Troy Piatkowski (1998).....	38

Sophomore

1. Brian Conklin (2002).....	65
2. Cary Cochran (2000).....	62
3. Ryan Anderson (2008).....	50
4. Tyronn Lue (1997).....	47
Eric Piatkowski (1992).....	47
6. Erick Strickland (1994).....	41
7. Jamar Johnson (1992).....	39
8. Joe McCray (2006).....	37
Chris Cresswell (1990).....	37
10. Jaron Boone (1994).....	35



Jerry Fort held the Husker freshman scoring average record from 1973 until 2005 when Joe McCray bettered his mark by nearly 1.0 point per game.

Freshman

1. Joe McCray (2005).....	80
2. Ryan Anderson (2007).....	48
3. Jamel White (2006).....	44
Eric Piatkowski (1991).....	44
5. Cary Cochran (1999).....	39
6. Jake Muhleisen (2002).....	35
7. Erick Strickland (1993).....	32
8. Cookie Belcher (1997).....	30
9. Marcus Walker (2006).....	26
Beau Reid (1988).....	26

REBOUNDS (SINCE 1969)**Senior**

1. Aleks Maric (2008).....	335
Venson Hamilton (1999).....	335
3. Chuck Jura (1972).....	305
4. Leroy Chalk (1971).....	290
5. Rich King (1991).....	274
6. Derrick Chandler (1993).....	252
7. Mikki Moore (1997).....	245
8. Steffon Bradford (2001).....	244
9. Jason Dourisseau (2006).....	240
10. Kimani Ffriend (2001).....	229

Junior

1. Venson Hamilton (1998).....	315
2. Kimani Ffriend (2000).....	263
3. Aleks Maric (2007).....	260
4. Dave Hoppen (1985).....	258
5. Tony Farmer (1991).....	251
Andre Smith (1980).....	251
7. Steffon Bradford (2000).....	243
8. Derrick Chandler (1992).....	238
9. Leroy Chalk (1970).....	235
10. Carl McPipe (1978).....	228

Sophomore

1. Venson Hamilton (1997).....	269
2. Leroy Chalk (1969).....	257
3. Aleks Maric (2006).....	251
4. Carl McPipe (1977).....	241
5. Bob Siegel (1975).....	227
6. Dave Hoppen (1984).....	207
7. Mikki Moore (1995).....	198
8. John Turek (2003).....	197
9. Rich King (1989).....	195
10. Andre Smith (1979).....	186

Freshman

1. Aleks Maric (2005).....	169
2. John Turek (2002).....	162
3. Venson Hamilton (1996).....	161
Dave Hoppen (1983).....	161
5. Andre Smith (1978).....	144
6. Joe McCray (2005).....	140
7. Ryan Anderson (2007).....	129
8. Cookie Belcher (1997).....	126
9. Eric Piatkowski (1991).....	125
10. Rickey Harris (1974).....	116

ASSISTS (SINCE 1974)**Senior**

1. Charles Richardson Jr. (2007).....	179
2. Brian Carr (1987).....	166
3. Eric Johnson (1989).....	135
4. Jaron Boone (1996).....	134
5. Cookie Belcher (2001).....	131
6. Beau Reid (1991).....	130
7. David Ponce (1984).....	124
8. Jamar Johnson (1994).....	123
9. Erick Strickland (1996).....	119
Allen Holder (1977).....	119

Junior

1. Brian Carr (1996).....	201
2. Tyronn Lue (1998).....	152
3. Cookie Belcher (1999).....	138
4. Erick Strickland (1995).....	133
5. Tom Wald (1995).....	128
6. Jaron Boone (1995).....	116
7. Eric Johnson (1988).....	112
8. Clifford Scales (1990).....	110
9. Jack Moore (1981).....	108
10. Stan Cloudy (1983).....	106

Sophomore

1. Brian Carr (1985).....	237
2. Jack Moore (1980).....	145
3. Tyronn Lue (1997).....	136
4. Beau Reid (1989).....	135
5. Jamar Johnson (1992).....	130
6. Cookie Belcher (1998).....	124
7. Jaron Boone (1994).....	109
8. Eric Piatkowski (1992).....	97
9. Erick Strickland (1994).....	96
Brian Banks (1977).....	96

Freshman

1. Tyronn Lue (1996).....	144
2. Cookie Miller (2008).....	109
3. Jake Muhleisen (2002).....	105
4. Jaron Boone (1993).....	87
5. Brian Carr (1984).....	78
6. Marcus Walker (2006).....	74
7. Cookie Belcher (1997).....	68
Eric Piatkowski (1991).....	68
9. Charles Richardson Jr. (2004).....	66
Erick Strickland (1993).....	66

STEALS (SINCE 1979)**Senior**

1. Cookie Belcher (2001).....	82
2. Eric Johnson (1989).....	68
3. Venson Hamilton (1999).....	67
Brian Carr (1987).....	67
5. Clifford Scales (1991).....	64
6. Erick Strickland (1996).....	61
7. Charles Richardson Jr. (2007).....	56
8. Henry T. Buchanan (1988).....	48
9. Brennon Clemmons (2003).....	47
10. Eric Piatkowski (1994).....	46
Greg Downing (1983).....	46

Junior

1. Cookie Belcher (1999).....	102
2. Erick Strickland (1995).....	89
3. Tyronn Lue (1998).....	63
4. Eric Johnson (1988).....	60
5. Carl Hayes (1991).....	54
6. Venson Hamilton (1998).....	53
7. Jamar Johnson (1993).....	52
8. Brennon Clemmons (2002).....	48
9. Stan Cloudy (1983).....	45
10. Andy Markowski (1998).....	44
Clifford Scales (1990).....	44

Sophomore

1. Cookie Belcher (1998).....	75
2. Erick Strickland (1994).....	60
3. Ryan Anderson (2008).....	47
4. Venson Hamilton (1997).....	46
5. Jack Moore (1980).....	42
6. Tyronn Lue (1997).....	41
7. Brian Carr (1985).....	40
8. Jamar Johnson (1992).....	38
Carl Hayes (1990).....	38
10. Cary Cochran (2000).....	37
Clifford Scales (1989).....	37

Freshman

1. Cookie Belcher (1997).....	87
2. Cookie Miller (2008).....	57
3. Tyronn Lue (1996).....	50
4. Erick Strickland (1993).....	47
5. Joe McCray (2005).....	32
Clifford Scales (1988).....	32
7. Jake Muhleisen (2002).....	28
8. Jaron Boone (1993).....	26
9. Ryan Anderson (2007).....	25
10. Beau Reid (1988).....	24

BLOCKED SHOTS (SINCE 1978)**Senior**

1. Mikki Moore (1997).....	88
2. Venson Hamilton (1999).....	80
3. Kimani Ffriend (2001).....	74
4. Rich King (1991).....	68
5. Wes Wilkinson (2006).....	61
6. Aleks Maric (2008).....	57
7. Derrick Chandler (1993).....	53
8. John Turek (2005).....	35
9. Carl McPipe (1979).....	30
10. Andrew Drevo (2004).....	22

Junior

1. Derrick Chandler (1992).....	91
2. Kimani Ffriend (2000).....	85
3. Mikki Moore (1996).....	71
4. Venson Hamilton (1998).....	66
5. Rich King (1990).....	45
6. John Turek (2004).....	37
7. Aleks Maric (2007).....	33
Wes Wilkinson (2005).....	33
9. Carl Hayes (1991).....	29
10. Leonard Johnson (1982).....	23

Sophomore

1. Mikki Moore (1995).....	67
2. Venson Hamilton (1997).....	56
3. John Turek (2003).....	52
4. Rich King (1989).....	50
5. Aleks Maric (2006).....	39
6. Terrance Badgett (1994).....	26
7. Louis Truscott (2000).....	24
8. Bruce Chubick (1992).....	23
9. Carl Hayes (1990).....	21
10. Eric Piatkowski (1992).....	18
Greg Downing (1981).....	18

Freshman

1. John Turek (2002).....	39
Venson Hamilton (1996).....	39
3. Cookie Belcher (1997).....	20
Rich King (1988).....	20
5. Brant Harriman (1988).....	19
Dave Hoppen (1983).....	19
7. Eric Piatkowski (1991).....	18
8. Aleks Maric (2005).....	16
9. Greg Downing (1980).....	15
10. Chad Johnson (1998).....	13
Terrance Badgett (1993).....	13

Team Season/Game Records

VICTORIES

1. 1991.....	26
2. 1983.....	22
1978.....	22
1920.....	22
5. 1996.....	21
1987.....	21
7. 2008	20
1999.....	20
1998.....	20
1966.....	20
1994.....	20
1993.....	20

LOSSES

1. 1963.....	19
2000.....	19
2003.....	19
4. 1964.....	18
1988.....	18
1990.....	18
7. 1932.....	17
1945.....	17
1952.....	17
1960.....	17
1973.....	17

SCORING AVERAGE

1. 1991.....	87.6
2. 1994.....	87.3
3. 1990.....	80.7
4. 1992.....	80.5
1993.....	80.5
6. 1996.....	80.2
7. 1967.....	78.9
8. 1995.....	78.4
9. 1968.....	78.2
10. 1966.....	77.2

FIELD GOALS MADE

1. 1991.....	1,081
2. 1996.....	1,007
3. 1994.....	956
4. 1989.....	936
5. 1993.....	908
6. 1995.....	907
7. 1987.....	904
8. 1997.....	895
9. 1985.....	873
10. 1998.....	867

FIELD GOALS ATTEMPTED

1. 1991.....	2,185
2. 1996.....	2,089
3. 1989.....	1,991
4. 1994.....	1,978
5. 1993.....	1,975
6. 1995.....	1,947
7. 1998.....	1,938
8. 1987.....	1,933
9. 1997.....	1,927
10. 1992.....	1,826

FIELD GOAL PERCENTAGE

1. 1984.....	.514
2. 1983.....	.513
3. 1985.....	.512
4. 1986.....	.511
5. 1980.....	.508
6. 1971.....	.505
7. 1991.....	.495
8. 1981.....	.490
9. 1978.....	.489
10. 2001.....	.487

3-POINT FG MADE

1. 2002.....	267
2. 2007.....	244
3. 2006.....	221
4. 2004.....	210
5. 1994.....	194
6. 2008	190
7. 2001.....	184
8. 1992.....	183
9. 1996.....	176
10. 2005.....	174

3-POINT FG ATTEMPTED

1. 2002.....	729
2. 2007.....	650
3. 2006.....	637
4. 1994.....	564
5. 2008	555
6. 2005.....	550
7. 2004.....	540
8. 1995.....	504
2003.....	504
10. 1996.....	494

3-POINT FG PERCENTAGE

1. 2004.....	.389
2. 2001.....	.383
3. 2007.....	.375
4. 1992.....	.374
5. 1987.....	.369
6. 2002.....	.366
7. 1989.....	.364
8. 1988.....	.358
9. 1996.....	.356
10. 1990.....	.351

FREE THROWS MADE

1. 1991.....	690
2. 1996.....	618
3. 1987.....	544
4. 1989.....	541
5. 1969.....	527
6. 1993.....	523
1995.....	523
8. 1994.....	514
9. 1953.....	510
10. 2006.....	508

FREE THROWS ATTEMPTED

1. 1991.....	981
2. 1996.....	897
3. 1989.....	808
4. 1953.....	795
5. 1987.....	778
6. 1954.....	772
7. 1995.....	766
8. 1993.....	765
9. 2006.....	758
10. 1997.....	752

FREE THROW PERCENTAGE

1. 1968.....	.756
2. 1981.....	.750
3. 1980.....	.749
4. 1994.....	.745
5. 1986.....	.743
6. 1982.....	.741
7. 1967.....	.727
8. 1976.....	.724
9. 1985.....	.720
10. 2004.....	.718

REBOUNDS

1. 1991.....	1,454
2. 1996.....	1,353
3. 1994.....	1,320
4. 1992.....	1,305
5. 1997.....	1,295
6. 1989.....	1,292
7. 1993.....	1,283
8. 2006.....	1,277
9. 1998.....	1,263
10. 2000.....	1,217

REBOUND AVERAGE

1. 1961.....	48.8
1960.....	48.8
3. 1962.....	45.1
4. 1992.....	45.0
5. 1959.....	44.9
6. 1963.....	44.0
7. 1974.....	43.4
8. 1991.....	42.8
9. 1964.....	42.5
10. 1966.....	42.4

ASSISTS (SINCE 1974)

1. 1991.....	696
2. 1985.....	615
3. 1996.....	608
4. 1989.....	592
5. 1994.....	581
6. 1995.....	572
7. 1986.....	558
8. 1983.....	555
9. 1993.....	540
1992.....	540

FEWEST TURNOVERS (SINCE 1977)

1. 1982.....	302
2. 2002.....	317
3. 1981.....	318
4. 1985.....	339
5. 1986.....	341

MOST TURNOVERS (SINCE 1977)

1. 1996.....	627
2. 1991.....	610
3. 1999.....	597
4. 1997.....	585
5. 1989.....	580

BLOCKED SHOTS (SINCE 1978)

1. 1997.....	202
2. 1996.....	185
3. 1992.....	169
4. 1991.....	165
5. 1999.....	158
6. 1998.....	156
7. 1995.....	151
8. 2000.....	145
9. 1993.....	131
10. 2006.....	130

STEALS (SINCE 1978)

1. 1999.....	359
2. 1998.....	319
3. 1991.....	315
4. 1995.....	299
5. 1997.....	298
6. 1996.....	292
7. 2008	277
8. 1988.....	274
9. 1994.....	267
10. 1993.....	262

FEWEST POINTS ALLOWED, SEASON

1.	1950	1,233
2.	1949	1,322
3.	1951	1,345
4.	1948	1,356
5.	1953	1,432
6.	1958	1,478
7.	1959	1,504
8.	1955	1,508
9.	1960	1,516
10.	1957	1,519


FEWEST POINTS ALLOWED PER GAME

1.	1949	50.8
2.	1950	53.6
3.	1982	55.3
4.	1948	56.5
5.	1951	58.5
6.	1959	60.2
7.	2008	60.7
8.	1983	60.9
9.	1977	61.1
10.	1984	61.6

FEWEST POINTS ALLOWED, SINGLE GAME

(since 1947)

1.	26 vs. Bethune-Cookman, Dec. 20, 2003 (NU 70)
2.	28 vs. North Carolina Central, Dec. 22, 2007 (71)
3.	32 vs. South Dakota, Dec. 3, 1949 (61)
4.	34 vs. Morgan State, Dec. 6, 2004 (64) 34 vs. Kansas, Jan. 8, 1949 (52)
6.	37 vs. Savannah State, Dec. 11, 2007 (82)
7.	38 vs. South Dakota, Dec. 16, 1947 (65) 38 vs. Santa Clara, Dec. 12, 1950 (53) 38 vs. Kansas, Feb. 11, 1961 (33)
10.	39 at San Jose State, Dec. 29, 1947 (38) 39 vs. Northwest Missouri State, Dec. 1, 1948 (59) 39 at Kansas, Feb. 11, 1961 (33) 39 vs. Northwest Missouri State, Dec. 8, 1949 (58) 39 vs. Northwest Missouri State, Dec. 4, 1950 (61) 39 vs. Air Force, Dec. 8, 1962 (43) 39 vs. Delaware State, Dec. 8, 2003 (68)



Cary Cochran helped the Huskers set the school record at 267 3-pointers during the 2001-02 season.

MOST POINTS ALLOWED, SEASON

1.	1991	2,977
2.	1996	2,643
3.	1988	2,578
4.	1987	2,454
5.	1994	2,419

MOST POINTS ALLOWED PER GAME

1.	1990	86.1
2.	1994	80.6
3.	1991	78.2
4.	1989	78.1
5.	1967	77.6

FEWEST POINTS BY NU, SINGLE GAME

(since 1947)

1.	28 at Kansas State (53), March 1, 1949
2.	33 vs. Kansas (38), Feb. 11, 1961
3.	34 vs. Kansas State (48), Dec. 27, 1948
4.	35 vs. Oklahoma State (52), March 16, 1949 (NCAA Playoff)
5.	36 at Kansas (49), Feb. 11, 1950 36 at Kansas State (71), Jan. 12, 1952
7.	38 at San Jose State (39), Dec. 29, 1947
8.	39 at Oklahoma (66), Feb. 10, 1958 39 at Oklahoma State (54), Feb. 7, 1959 39 vs. Kansas (45), Feb. 23, 1963 39 vs. Kansas State (41), March 7, 1984 (B8T) 39 vs. Kansas (92), Feb. 17, 2007 39 vs. Oklahoma State (54), March 8, 2007 (B12T)

MOST POINTS, BOTH TEAMS

1.	230 at Oklahoma 133, Nebraska 97, Feb. 21, 1987 230 Nebraska 117, Oklahoma 113, March 8, 1991 (B8T, OT)
3.	226 at Oklahoma 115, Nebraska 111, Feb. 14, 1994 (OT)
4.	220 Nebraska 114, Oregon 106, Nov. 25, 1995 (OT)
5.	217 at Oklahoma 117, Nebraska 100, Jan. 13, 1996 (30T)
6.	213 Northern Iowa 109, Nebraska 104, Dec. 16, 1995
7.	211 at Nebraska 116, Texas-Arlington 95, Dec. 21, 1992
8.	210 Nebraska 111, at Oklahoma 99, Jan. 26, 1991 210 at California-Irvine 109, Nebraska 101, Nov. 28, 1986
10.	207 Marshall 119, Nebraska 88, March 13, 1967 (NIT) 207 Nebraska 106, at Southern Utah 101, Nov. 30, 1991

FEWEST POINTS, BOTH TEAMS

1.	71 Kansas 38, at Nebraska 33, Feb. 11, 1961
2.	77 at San Jose State 39, Nebraska 38, Dec. 29, 1947
3.	80 Kansas State 41, at Nebraska 39, March 7, 1984 (B8T)
4.	81 at Kansas State 53, Nebraska 28, March 1, 1949
5.	82 Kansas State 48, Nebraska 34, Dec. 27, 1948 (KC,B7HT) 82 at Nebraska 43, Air Force 39, Dec. 8, 1962
7.	84 at Nebraska 43, Kansas 41, Feb. 22, 1958 84 Kansas 45, at Nebraska 39, Feb. 23, 1963
9.	85 Nebraska 44, at Iowa State 41, Feb. 19, 1949 85 at Kansas 49, Nebraska 36, Feb. 11, 1950

100-POINT HUSKER GAMES

1.	117 vs. Harvard (79), Dec. 1, 1989 117 vs. Oklahoma (113), March 8, 1991 (B8T, OT)
3.	116 vs. Nevada (71), Dec. 14, 1970 116 vs. Texas-Arlington (95), Dec. 21, 1992
5.	114 vs. Oregon (106), Nov. 25, 1995 (OT)
6.	113 vs. Augustana, S.D. (69), Nov. 26, 1983 113 vs. Tennessee Tech (92), Dec. 14, 1990

8.	111 vs. Cal State Fullerton (74), Dec. 4, 1967 111 at Oklahoma (99), Jan. 26, 1991 111 vs. Portland (85), Dec. 4, 1993 *111 at Oklahoma (115), Feb. 14, 1994 (OT)
12.	110 vs. Oklahoma (90), Jan. 27, 1968
13.	108 vs. Appalachian State (71), Dec. 31, 1994 108 vs. Colgate (76), Dec. 4, 1992
15.	107 vs. Saint Louis (79), Nov. 23, 1990 107 vs. North Carolina A&T (57), Dec. 19, 2005
17.	106 at Southern Utah (101), Nov. 30, 1991 106 vs. Colorado (67), Jan. 8, 1994
19.	105 vs. Eastern Washington (71), Jan. 14, 1984 105 vs. Northwest Missouri St. (64), Jan. 5, 1987 105 vs. Toledo (68), Dec. 8, 1990 105 vs. Oklahoma (93), Feb. 16, 1991 105 vs. Oklahoma (88), March 11, 1994 (B8T)
24.	104 vs. Montana State (60), Dec. 23, 1978 104 vs. Pepperdine (100), Dec. 2, 1989 104 vs. Northern Iowa (109), Dec. 16, 1995
27.	102 vs. Eastern Washington (67), Dec. 21, 1991 102 vs. Iowa State (86), Feb. 12, 1994
29.	101 at Wisconsin (88), Dec. 1, 1965 101 vs. South Dakota (69), Dec. 1, 1984 101 at California-Irvine (109), Nov. 28, 1986 101 vs. Northeastern Illinois (60), Dec. 21, 1994
33.	100 vs. Washington State (75), Dec. 12, 1966 100 vs. South Dakota State (83), Nov. 30, 1979 100 vs. Illinois (73), Nov. 24, 1990 100 vs. Creighton (83), Dec. 10, 1992 100 vs. Southern Utah (85), Jan. 5, 1993 100 at Colorado (86), Feb. 8, 1995 100 at Oklahoma (117), Jan. 13, 1996 (30T)

Note: Nebraska is 35-4 when it has scored 100 or more points.
*Most points scored in loss

100-POINT GAMES AGAINST NU

1.	133 at Oklahoma, Feb. 21, 1987 (NU 97)
2.	119 by Marshall, March 13, 1967 (88, NIT)
3.	117 at Oklahoma, Jan. 13, 1996 (100, 30T)
4.	115 at Oklahoma, Feb. 14, 1994 (111, OT)
5.	114 at Kansas State, Jan. 10, 1987 (82) 114 at Iowa State, Jan. 28, 1988 (76)
7.	113 at Oklahoma, March 5, 1988 (93) 113 by Oklahoma, March 8, 1991 (117, B8T, OT)##
9.	112 at Houston, Dec. 12, 1969 (82)
10.	*111 by Missouri, Jan. 13, 1990 (95)
11.	110 at Kansas, Feb. 26, 1966 (73)
12.	109 at California-Irvine, Nov. 28, 1986 (101) 109 by SW Louisiana, Dec. 29, 1992 (80) 109 by Northern Iowa, Dec. 16, 1995 (104)
15.	108 at Kansas State, March 10, 1953 (80)
16.	107 at Missouri, Feb. 10, 1990 (85) 107 by Oklahoma, March 13, 1992 (85, B8T)
18.	106 at Oklahoma, March 7, 1992 (97) 106 by Oregon, Nov. 25, 1995 (114, OT)##
20.	105 at Oklahoma, Jan. 31, 1990 (64) 105 at Texas, Jan. 21, 1998 (91)
22.	103 at Ohio State, Dec. 14, 1988 (76) 103 at Oklahoma, March 4, 1989 (76) 103 vs. Oklahoma State, Feb. 14, 1990 (84) 103 at Kansas, Jan. 25, 1992 (78)
26.	102 at Kansas, Feb. 8, 1958 (46) 102 at Wyoming, Dec. 7, 1966 (98) 102 at Oklahoma, Jan. 14, 1993 (89) 102 at Texas, Jan. 4, 1995 (74)
30.	101 at Iowa State, Feb. 24, 1990 (85) 101 at Michigan State, Dec. 4, 1991 (78) 101 at Southern Utah, Nov. 30, 1992 (106)## 101 at Texas Christian, March 15, 1999 (89)
34.	100 vs. Kansas State, Dec. 26, 1963 (78) 100 at Kansas, Feb. 17, 1970 (87) 100 vs. Pepperdine, Dec. 2, 1989 (104)##

Note: Nebraska is 4-32 when allowing 100 or more points,
(wins indicated with ##). *Most points scored against NU in Lincoln.

LARGEST VICTORY MARGIN

	Margin	Score	H/A	Opponent	Season
1.	74	82-8	A	Crete	1906-07
2.	57	97-40	H	Arkansas-Pine Bluff	2004-05
3.	54	57-3	H	Doane	1899-1900
	54	57-3	A	Nebraska Wesleyan	1898-99
5.	52	98-46	H	Southwest Missouri State	1982-83
	52	62-10	H	Morningside	1911-12
7.	50	107-57	H	North Carolina A&T	2005-06
	50	93-43	H	Missouri Western State	1982-83
9.	49	91-42	H	Sam Houston State	1991-92
	49	63-14	H	Nebraska Wesleyan	1901-02
11.	47	88-41	H	Delaware State	1995-96
12.	45	82-37	H	Savannah State	2007-08
	45	116-71	H	Nevada	1970-71
	45	56-11	H	Cotner	1913-14
	45	57-12	H	Brown College "B"	1905-06
	45	52-7	H	Doane	1898-99

Note: NU's largest margin of victory over a conference opponent was 40 vs. Kansas, March 2, 1901 (48-8).

BIGGEST LOSS MARGIN

	Margin	Score	Opponent	Season
1.	56	46-102	at Kansas	1957-58
2.	53	39-92	at Kansas	2006-07
3.	44	29-73	at Haskell Institute	1901-02
4.	43	9-52	at Minnesota	1901-02
5.	42	54-96	at Kansas	2005-06
	42	27-69	at Illinois	1942-43
	42	30-72	at Kansas	1945-46
	42	47-89	vs. Colorado (at K.C.)	1954-55
9.	41	64-105	at Oklahoma	1989-90
10.	40	15-55	at DePaul	1943-44
	40	53-93	at Oklahoma State	1994-95
12.	39	4-43	at Wisconsin	1907-08
	39	16-55	at Missouri	1921-22
	39	54-93	at Oklahoma State	1964-65
	39	55-94	at Oklahoma State	1999-2000
	39	57-96	at Kansas	2001-02

LARGEST VICTORY MARGIN AT DEVANEY CENTER

	Margin	Score	Opponent	Season
1.	57	97-40	Arkansas-Pine Bluff	2004-05
2.	52	98-46	Southwest Missouri State	1982-83
3.	50	107-57	North Carolina A&T	2005-06
	50	93-43	Missouri Western State	1982-83
5.	49	91-42	Sam Houston State	1991-92
6.	47	88-41	Delaware State	1995-96
7.	45	82-37	Savannah State	2007-08
8.	44	104-60	Montana State	1977-78
	44	113-69	Augustana (S.D.)	1983-84
	44	70-26	Delaware State	2003-04
11.	43	71-28	North Carolina Central	2007-08
	43	99-56	Northeast Missouri State	1985-86
13.	42	94-52	Delaware State	1994-95
14.	41	105-64	Northwest Missouri State	1986-87
	41	96-55	Morehead State	1994-95
	41	101-60	Northeastern Illinois	1994-95
17.	40	86-46	Creighton	1981-82
	40	86-46	The Citadel	1992-93
19.	39	106-67	Colorado	1993-94
20.	38	97-59	Colorado	1988-89
	38	117-79	Harvard	1989-90

HUSKER WINNING STREAKS

Season	Win Streak*	Date Started	Date Ended	
1.	1990-91	14 games	11-28-90	1-22-91
	1911-12/12-13	14 games	1-27-12	1-25-13
3.	1919-20/20-21	13 games	2-6-20	1-3-21
	1897-98/1900-01	13 games	2-22-1898	1901**
5.	1912-13	12 games	1-31-13	3-12-13
6.	1993-94	11 games	12-3-93	1-19-94
	1905-06/06-07	11 games	2-25-06	2-15-07
8.	1994-95	10 games	11-27-94	1-4-95
	1977-78	10 games	12-2-77	12-29-77

* All double-figure winning streaks in program history **Dates unavailable

- Consecutive Conference Victories:** 29, all eight in 1911-12, all 10 in 1912-13, all seven in 1913-14, first four in 1914-15 (ended at Kansas, 43-18, Jan. 22, 1915)
- Consecutive Home Victories:** 20, all 11 games in 1965-66, first nine games in 1966-67 (ended by Kansas, 64-57, March 4, 1967)
- Consecutive Home Conference Victories:** 15, all four games in 1911-12, all five games in 1912-13, all four games in 1913-14, first two games in 1914-15 (ended by Drake, 20-19, Feb. 19, 1915)
- Consecutive Losses:** 13, final six games of 1931-32, first seven games of 1932-33 (ended vs. Kansas State, 31-25, Jan. 14, 1933)
- Consecutive Conference Losses:** 12, last six in 1943-44, first six in 1944-45 (ended vs. Kansas, 59-45, Feb. 10, 1945)
- Consecutive Home Losses:** 7, games five through 11 in 1962-63 (ended vs. Oklahoma State, 49-48, Feb. 25, 1963)
- Consecutive Home Conference Losses:** 9, last four games of 1961-62, first five of games of 1962-63 (ended vs. Oklahoma State, 49-48, Feb. 25, 1963)



Derrick Chandler blocked 144 shots during his two-year career. He holds the Nebraska single-season blocked shots record with 91 rejections in 1991-92.

Statistical Leaders (1947 to 2008)

POINTS SCORED

Year	Leader	G	Pts.	PPG
2008	Aleks Maric, Sr., C	33	519	15.7
2007	Aleks Maric, Jr., C	30	556	18.5
2006	Wes Wilkinson, Sr., F	32	382	11.9
2005	Joe McCray, Fr., G	28	433	15.5
2004	Nate Johnson, Sr., G	30	389	13.0
2003	Andrew Drevo, Jr., F	29	402	13.9
2002	Cary Cochran, Sr., G	28	392	14.0
2001	Cookie Belcher, Sr., G	30	492	16.4
2000	Larry Florence, Sr., F	30	389	13.0
1999	Venson Hamilton, Sr., C	33	518	15.7
1998	Tyronn Lue, Jr., G	32	678	21.2
1997	Tyronn Lue, So., G	32	603	18.8
1996	Erick Strickland, Sr., G	35	516	14.7
1995	Jaron Boone, Jr., G	32	559	17.5
1994	Eric Piatkowski, Sr., F	30	646	21.5
1993	Eric Piatkowski, Jr., F	30	502	16.7
1992	Eric Piatkowski, So., F	29	414	14.3
1991	Rich King, Sr., C	34	526	15.5
1990	Rich King, Jr., C	28	450	16.1
1989	Beau Reid, So., F	32	382	11.9
1988	Derrick Vick, Sr., F	31	348	11.2
1987	Bernard Day, Sr., F	33	410	12.4
1986	Dave Hoppen, Sr., C	19	420	22.1
1985	Dave Hoppen, Jr., C	30	704	23.5
1984	Dave Hoppen, So., C	30	598	19.9
1983	Dave Hoppen, Fr., C	32	445	13.9
1982	Jack Moore, Sr., G	27	343	12.7
1981	Andre Smith, Sr., C	26	475	18.3
1980	Andre Smith, Jr., C	31	600	19.4
1979	Andre Smith, So., C	27	364	13.5
1978	Carl McPipe, Jr., C	29	445	15.3
1977	Carl McPipe, So., C	29	440	15.2
1976	Jerry Fort, Sr., G	27	513	19.0
1975	Jerry Fort, Jr., G	26	525	20.2
1974	Jerry Fort, So., G	26	468	18.0
1973	Jerry Fort, Fr., G	26	376	14.5
1972	Chuck Jura, Sr., C	26	551	21.2
1971	Marvin Stewart, Sr., G	26	556	21.4
1970	Tom Scantlebury, Jr., G	25	361	14.4
1969	Marvin Stewart, So., G	26	381	14.6
1968	Stuart Lantz, Sr., G	25	482	19.3
1967	Stuart Lantz, Jr., G	25	481	19.2
1966	Tom Baack, So., F	25	386	15.4
1965	Fred Hare, So., F	25	380	15.2
1964	Charlie Jones, F	25	322	12.9
1963	Daryl Petsch, G	25	369	14.8
1962	Tom Russell, Sr., F/C	25	412	16.5
1961	Tom Russell, Jr., F/C	24	300	12.5
1960	Herschell Turner, G	24	382	15.9
1959	Herschell Turner, G	25	428	17.1
1958	Wilson Fitzpatrick, G	23	264	11.5
	Gary Reimers, G	23	264	11.5
1957	Rex Ekwall, F	23	307	13.3
1956	Rex Ekwall, F	21	312	14.9
1955	Willard Fagler, C	21	285	13.6
1954	Bill Johnson, C	21	382	18.2
1953	Bill Johnson, C	20	277	13.9
1952	Jim Buchanan, G	24	400	16.7
1951	Bob Pierce, C	23	384	16.7
1950	Bus Whitehead, C	23	360	15.7
1949	Claude Retherford, G	26	311	12.0
1948	Claude Retherford, G	24	259	10.8

FIELD GOAL PERCENTAGE

Year	Leader*	G	FG-FGA	Pct.
2008	Aleks Maric, Sr., C	33	191-332	.575
2007	Aleks Maric, Jr., C	30	203-359	.565
2006	Jason Dourisseau, Sr., G	33	127-266	.477
2005	John Turek, Sr., F	28	88-170	.518
2004	Nate Johnson, Sr., G	30	127-271	.469
2003	Corey Simms, So., G	29	77-167	.461
2002	Cary Cochran, Sr., G	28	116-277	.419

2001	Kimani Ffriend, Sr., C	28	144-231	.623
2000	Kimani Ffriend, Jr., C	30	123-229	.537
1999	Larry Florence, Jr., F	33	133-262	.508
1998	Venson Hamilton, Jr., C	32	139-269	.517
1997	Mikki Moore, Sr., C	33	144-247	.583
1996	Mikki Moore, Jr., C	35	118-202	.584
1995	Terrance Badgett, Jr., F	32	106-212	.500
1994	Bruce Chubick, Sr., F	31	121-215	.563
1993	Bruce Chubick, Jr., F	31	90-173	.520
1992	Dapreis Owens, Sr., F	29	116-213	.545
1991	Rich King, Sr., C	34	202-352	.574
1990	Rich King, Jr., C	28	170-305	.557
1989	R. van Poelgeest, Jr., C	29	103-177	.582
1988	Pete Manning, Jr., F	31	111-188	.590
1987	Derrick Vick, Jr., F	32	131-240	.546
1986	Bernard Day, Jr., F	30	158-280	.564
1985	Dave Hoppen, Jr., C	30	270-418	.646
1984	Dave Hoppen, So., C	30	220-367	.599
1983	Greg Downing, Sr., G/F	31	101-174	.580
1982	Ray Collins, Sr., G/F	28	111-221	.502
1981	Andre Smith, Sr., C	26	185-314	.589
1980	Andre Smith, Jr., C	31	237-388	.611
1979	Andre Smith, So., C	27	146-256	.570
1978	Andre Smith, Fr., C	27	105-190	.553
1977	Carl McPipe, Jr., C	29	183-376	.487
1976	Larry Cox, Sr., C	27	133-198	.672
1975	Larry Cox, Jr., C	26	72-151	.589
1974	Tom Novak, Sr., G	22	62-140	.443
1973	Brendy Lee, Jr., C/F	26	88-192	.458
1972	Chuck Jura, Sr., C	26	111-181	.613
1971	Chuck Jura, Jr., C	26	181-306	.592
1970	Sam Martin, Sr., C	22	58-116	.500
1969	Leroy Chalk, So., C	26	98-182	.538
1968	Stuart Lantz, Sr., G	25	173-349	.496
1967	Stuart Lantz, Jr., G	25	190-368	.516
1966	Grant Simmons, So., G	25	131-267	.491
1965	Willie Campbell, G	18	47-111	.423
1964	Charlie Jones, F	25	143-320	.447
1963	Ivan Grupe, F	25	100-210	.476
1962	Tom Russell, F/C	25	136-243	.560
1961	Tom Russell, F/C	24	97-201	.483
1960	Herschell Turner, G	24	143-326	.439
1959	Wayne Hester, G	25	68-147	.463
1958	Gary Reimers, G	23	84-203	.414
1957	Gary Reimers, G	23	106-229	.463
1956	Rex Ekwall, F	21	102-237	.430
1955	Rex Ekwall, F	21	88-194	.454
1954	Bill Johnson, C	21	130-301	.432
1953	Bill Johnson, C	20	80-199	.422
1952	Jim Buchanan, G	24	173-484	.357
1951	Bob Pierce, C	23	131-327	.401
1950	Jim Buchanan, G	23	58-159	.365
1949	Bus Whitehead, C	26	99-284	.349
1948	Rodney Cox, F	24	62-180	.344

*Minimum of 5 att. per game while playing in 75 percent of team's games.

REBOUNDS

Year	Leader	G	Reb.	RPG
2008	Aleks Maric, Sr., C	33	335	10.2
2007	Aleks Maric, Jr., C	30	260	8.7
2006	Aleks Maric, So., C	31	251	8.1
2005	Aleks Maric, Fr., C	27	169	6.3
2004	John Turek, Jr., F	31	182	5.9
2003	Andrew Drevo, Jr., F	29	212	7.3
2002	John Turek, Fr., F	26	162	6.2
2001	Kimani Ffriend, Sr., C	28	229	8.2
2000	Kimani Ffriend, Jr., C	30	263	8.8
1999	Venson Hamilton, Sr., C	33	335	10.2
1998	Venson Hamilton, Jr., C	32	315	9.8
1997	Venson Hamilton, So., C	32	269	8.4
1996	Bernard Garner, Jr., F	35	222	6.3
1995	Mikki Moore, So., C	32	198	6.2
1994	Bruce Chubick, Sr., F	31	219	7.3

1993	Derrick Chandler, Sr., C	31	252	8.1
1992	Derrick Chandler, Jr., C	29	238	8.2
1991	Rich King, Sr., C	34	274	8.1
1990	Rich King, Jr., C	28	208	7.4
1989	Pete Manning, Sr., F/C	33	201	6.1
1988	Derrick Vick, Sr., F	31	162	5.2
1987	Bill Jackman, Sr., F	33	213	6.5
1986	Bernard Day, Jr., F	30	198	6.6
1985	Dave Hoppen, Jr., C	30	258	8.6
1984	Dave Hoppen, So., C	30	207	6.9
1983	Claude Renfro, Sr., F	32	175	5.5
1982	Jerry Shoecraft, Sr., F	28	122	4.4
1981	Andre Smith, Sr., C	26	172	6.6
1980	Andre Smith, Jr., C	31	251	8.1
1979	Carl McPipe, Sr., C	26	196	7.5
1978	Carl McPipe, Jr., C	29	228	7.9
1977	Carl McPipe, So., C	29	241	8.3
1976	Larry Cox, Sr., C	27	166	6.1
1975	Bob Siegel, So., F	26	227	8.7
1974	Brendy Lee, Sr., F/C	26	197	7.6
1973	Brendy Lee, Sr., F/C	26	185	7.1
1972	Chuck Jura, Sr., C	26	305	11.7
1971	Leroy Chalk, Sr., C	26	290	11.2
1970	Leroy Chalk, Jr., C	24	235	9.4
1969	Leroy Chalk, So., C	26	257	9.9
1968	Stuart Lantz, Sr., G	25	179	7.2
1967	Stuart Lantz, Jr., G	25	193	7.7
1966	Stuart Lantz, So., G	25	199	8.0
1965	Fred Hare, So., F	25	185	7.4
1964	Charlie Jones, F	25	171	6.8
1963	Charlie Jones, F	25	204	8.2
1962	Tom Russell, Sr., F/C	25	200	8.0
1961	Tom Russell, Jr., F/C	24	232	9.7
1960	Herschell Turner, G	24	193	8.0
1959	Herschell Turner, G	25	244	9.8
1958	Herschell Turner, G	23	189	8.2
1957	Rex Ekwall, F	23	214	9.3
1956	Rex Ekwall, F	21	224	10.7
1955	Rex Ekwall, F	21	241	11.5
1954	Bill Johnson, C	21	236	11.2
1953	Bill Johnson, C	20	188	9.4
1952	Bill Johnson, C	19*	145	7.6

*Rebounding statistics missing for five games in 1952, and not available for seasons prior to 1952.

FREE THROW PERCENTAGE

Year	Leader*	G	FT-FTA	Pct.
2008	Steve Harley, Jr., G	32	61-86	.709
2007	Charles Richardson Jr., Sr., G	31	68-81	.840
2006	Jamel White, Fr., G	33	69-86	.802
2005	Marcus Neal Jr., Sr., G	28	54-68	.794
2004	Nate Johnson, Sr., G	30	103-119	.866
2003	Nate Johnson, Jr., G	28	83-114	.728
2002	Cary Cochran, Sr., G	28	71-77	.922#
2001	Cookie Belcher, Sr., G	30	90-121	.744
2000	Danny Walker, Jr., G	29	59-76	.776
1999	Larry Florence, Sr., F	33	73-99	.737
1998	Tyronn Lue, Jr., G	32	120-145	.828
1997	Tyronn Lue, So., G	32	126-155	.813
1996	Erick Strickland, Sr., G	35	116-141	.823
1995	Tom Wald, Jr., G	32	80-96	.833
1994	Erick Strickland, So., G	30	77-95	.811
1993	Eric Piatkowski, Jr., F	30	98-129	.760
1992	Jamar Johnson, So., G	28	53-63	.841
1991	Eric Piatkowski, Fr., F	34	72-86	.837
1990	Clifford Scales, Jr., G	26	84-100	.840
1989	Eric Johnson, Sr., G	32	94-121	.777
1988	Jeff Rekeeweg, Sr., F	31	74-88	.841
1987	Brian Carr, Sr., G	33	84-104	.808
1986	Brian Carr, Sr., G	30	79-93	.849
1985	Dave Hoppen, Jr., G	30	164-210	.781
1984	David Ponce, Sr., G	30	67-77	.870
1983	David Ponce, Jr., G	30	85-106	.802
1982	Jack Moore, Sr., G	27	123-131	.939
1981	Jack Moore, Jr., G	27	118-128	.922

1980	Jack Moore, So., G	31	184-211	.872
1979	Andre Smith, So., C	27	72-110	.655
1978	Brian Banks, Jr., G	30	73-103	.709
1977	Carl McPipe, So., C	29	74-108	.685
1976	Larry Cox, Sr., C	27	92-124	.742
1975	Larry Cox, Jr., C	26	78-104	.750
1974	Bob Siegel, So., F	26	42-56	.750
1973	Ricky Marsh, So., G	26	43-56	.768
1972	Kent Reckewey, So., G	19	35-41	.854
1971	Tony Riehl, Jr., G/F	26	44-58	.759
1970	Leroy Chalk, Jr., C	26	52-63	.825
1969	Tom Scantlebury, Jr., G	25	81-104	.779
1968	Bob Grattopp, So., F	26	141-178	.792
1967	Tom Baack, Jr., F	25	82-99	.828
1966	Tom Baack, So., F	25	73-90	.811
1965	Tom Baack, Fr., F	25	92-108	.852
1964	Grant Simmons, So., G	25	82-121	.678
1963	Coley Webb	24	56-88	.636
1962	Ivan Grupe, F	25	66-90	.733
1961	Tom Russell, Jr., F/C	25	140-182	.769
1960	Jim Kowalke	18	46-62	.742
1959	Jan Wall	24	46-62	.742
1958	Jan Wall	18	31-39	.795
1957	Herschell Turner, G	25	136-183	.743
1956	Gary Reimers, G	23	96-123	.780
1955	Rex Ekwall, F	23	95-127	.748
1954	Rex Ekwall, F	21	108-151	.715
1953	Gary Renzelman	21	53-68	.779
1952	Fred Seger	21	90-139	.647
1951	Gerald Sandbulte	18	35-47	.745
1950	Joe Good	22	52-75	.693
1949	Bob Pierce	23	122-158	.772
1948	Bob Gates	23	37-49	.755
1947	Bus Whitehead	26	75-108	.694
1946	Rodney Cox	24	38-57	.667

*Minimum of 2 att. per game while playing in 75 percent of team's games.
#Led nation in free throw percentage.

3-POINT PERCENTAGE

Year	Leader*	G	3FG-Att.	Pct.
2008	Paul Velandier, Jr., G	31	36-94	.383
2007	Jay-R Strowbridge, Fr., G	29	25-54	.463
2006	Wes Wilkinson, Sr., F	32	62-148	.419
2005	Joe McCray, Fr., G	28	80-226	.354
2004	Brian Conklin, Sr., F	31	66-118	.559
2003	Andrew Drevo, Jr., F	29	48-149	.322
2002	Brian Conklin, So., F	28	65-150	.433
2001	Cary Cochran, Jr., G	30	78-165	.473
2000	Cary Cochran, So., G	29	62-160	.388
1999	Cary Cochran, Fr., G	32	39-98	.398
1998	Tyronn Lue, Jr., G	32	78-209	.373
1997	Cookie Belcher, Fr., G	33	30-76	.395
1996	Jaron Boone, Sr., G	34	59-167	.353
1995	Jaron Boone, Jr., G	32	70-182	.385
1994	Jaron Boone, So., G	30	35-95	.368
1993	Eric Piatkowski, Jr., F	30	48-129	.372
1992	Jamar Johnson, So., G	28	39-95	.411
1991	Clifford Scales, Sr., G	34	26-57	.456
1990	Chris Cresswell, Sr., G	26	37-97	.381
1989	Ray Richardson, Jr., G/F	32	57-145	.393
1988	Beau Reid, Fr., F	28	26-67	.388
1987	Henry T. Buchanan, Jr., G	33	28-62	.452

*Minimum of 1.5 att. per game while playing in 75 percent of team's games.

ASSISTS

Year	Leader	G	No.	Avg.
2008	Cookie Miller, Fr., G	30	109	3.6
2007	Charles Richardson Jr., Sr., G	31	179	5.8
2006	Charles Richardson Jr., Jr., G	30	100	3.3
2005	Marcus Neal Jr., Sr., G	28	93	3.3
2004	Charles Richardson Jr., Fr., G	31	66	2.1
2003	Brennon Clemmons, Sr., G	26	68	2.6
2002	Jake Muhleisen, Fr., G	28	105	3.8
2001	Cookie Belcher, Sr., G	30	131	4.4
2000	Danny Walker, Jr., G	29	97	3.3
1999	Cookie Belcher, Jr., G	32	138	4.3
1998	Tyronn Lue, Jr., G	32	152	4.8
1997	Tyronn Lue, So., G	32	136	4.3

1996	Tyronn Lue, Fr., G	35	144	4.1
1995	Erick Strickland, Jr., G	31	133	4.3
1994	Jamar Johnson, Sr., G	28	123	4.4
1993	Jamar Johnson, Jr., G	28	102	3.3
1992	Jamar Johnson, So., G	28	130	4.6
1991	Beau Reid, Sr., F	34	130	3.8
1990	Clifford Scales, Jr., G	26	110	4.2
1989	Eric Johnson, Sr., G	32	135	4.2
	Beau Reid, So., F	32	135	4.2
1988	Eric Johnson, Jr., G	31	112	3.6
1987	Brian Carr, Sr., G	33	166	5.0
1986	Brian Carr, Jr., G	30	201	6.7
1985	Brian Carr, So., G	30	237	7.9
1984	David Ponce, Sr., G	30	124	4.1
1983	Stan Cloudy, Jr., F	28	106	3.3
1982	Jack Moore, Sr., G	27	109	4.0
1981	Jack Moore, Jr., G	27	108	4.0
1980	Jack Moore, So., G	31	145	4.7
1979	Bob Moore, Sr., G	27	81	3.0
1978	Brian Banks, Jr., G	30	96	3.2
1977	Allen Holder, Sr., G/F	29	119	4.1
1976	Jerry Fort, Sr., G	27	85	3.1
1975	Steve Erwin, Sr., F	26	85	3.3
1974	Ricky Marsh, So., G	26	77	3.0

BLOCKED SHOTS

Year	Leader	G	No.	Avg.
2008	Aleks Maric, Sr., C	33	57	1.7
2007	Aleks Maric, Jr., C	30	33	1.1
2006	Wes Wilkinson, Sr., F	32	61	1.9
2005	John Turek, Sr., F	28	35	1.3
2004	John Turek, Jr., F	31	37	1.2
2003	John Turek, So., F	30	52	1.7
2002	John Turek, Fr., F	26	39	1.4
2001	Kimani Ffriend, Sr., C	28	74	2.6
2000	Kimani Ffriend, Jr., C	30	85	2.8
1999	Venson Hamilton, Sr., C	33	80	2.4
1998	Venson Hamilton, Jr., C	32	66	2.1
1997	Mikki Moore, Sr., C	33	88	2.7
1996	Mikki Moore, Jr., C	35	71	2.1
1995	Mikki Moore, So., C	32	67	2.1
1994	Terrance Badgett, So., F	29	26	0.9
1993	Derrick Chandler, Sr., C	31	53	1.7
1992	Derrick Chandler, Jr., C	29	91	3.1
1991	Rich King, Sr., C	34	68	2.0
1990	Rich King, Jr., C	28	45	1.6
1989	Rich King, So., C	33	50	1.5
1988	Derrick Vick, Sr., F	31	21	0.7
1987	Derrick Vick, Jr., F	32	19	0.6
1986	Dave Hoppen, Sr., C	19	11	0.6
1985	Ronnie Smith, Sr., C/F	29	13	0.4
	Dave Hoppen, Jr., C	30	13	0.4
1984	Dave Hoppen, So., C	30	12	0.4
1983	Dave Hoppen, Fr., C	32	19	0.6
1982	Lenard Johnson, Jr., F/C	27	23	0.9
1981	Andre Smith, Sr., C	26	20	0.8
1980	Greg Downing, Fr., G/F	31	15	0.5
1979	Carl McPipe, Sr., C	26	30	1.2
1978	Terry Novak, Sr., G/F	30	18	0.6

STEALS

Year	Leader	G	No.	Avg.
2008	Cookie Miller, Fr., G	30	58	1.7
2007	Charles Richardson Jr., Sr., G	31	56	1.8
2006	Charles Richardson Jr., Jr., G	30	34	1.1
2005	Joe McCray, Fr., G	28	32	1.1
2004	Jake Muhleisen, Jr., G	31	36	1.2
2003	Brennon Clemmons, Sr., G	26	47	1.8
2002	Brennon Clemmons, Jr., G	28	48	1.7
2001	Cookie Belcher, Sr., G	30	82	2.7
2000	Larry Florence, Sr., F	30	44	1.5
1999	Cookie Belcher, Jr., G	32	102	3.2
1998	Cookie Belcher, So., G	32	75	2.3
1997	Cookie Belcher, Fr., G	33	87	2.6
1996	Erick Strickland, Sr., G	35	61	1.7
1995	Erick Strickland, Jr., G	31	89	2.9
1994	Erick Strickland, So., G	30	60	2.0
1993	Jamar Johnson, Jr., G	31	52	1.7

1992	Jamar Johnson, So., G	28	36	1.3
1991	Clifford Scales, Sr., G	34	64	1.9
1990	Clifford Scales, Jr., G	26	44	1.7
1989	Eric Johnson, Sr., G	32	68	2.1
1988	Eric Johnson, Jr., G	31	60	1.9
1987	Brian Carr, Sr., G	33	67	2.0
1986	Brian Carr, Jr., G	30	31	1.0
1985	Curtis Moore, Sr., F	30	45	1.5
1984	David Ponce, Sr., G	30	36	1.2
1983	Greg Downing, Sr., G/F	31	46	1.5
1982	Ray Collins, Sr., G/F	28	38	1.4
1981	Jack Moore, Jr., G	27	36	1.3
1980	Jack Moore, So., G	31	42	1.4
1979	Brian Banks, Sr., G	24	34	1.4
1978	Brian Banks, Jr., G	30	36	1.2

MINUTES PLAYED

Year	Leader	G	Min.	Avg.
2008	Ryan Anderson, So., G	33	980	29.7
2007	Charles Richardson Jr., Sr., G	31	1,125	36.3
2006	Jason Dourisseau, Sr., G	33	1,006	30.5
2005	Joe McCray, Fr., G	28	832	29.7
2004	Jake Muhleisen, Jr., G	31	827	26.7
2003	Nate Johnson, Jr., G	28	895	32.0
2002	Jake Muhleisen, Fr., G	28	821	29.3
2001	Cookie Belcher, Sr., G	30	1,024	34.1
2000	Steffon Bradford, Jr., F	30	904	30.1
1999	Venson Hamilton, Sr., C	33	1,074	32.5
1998	Tyronn Lue, Jr., G	32	1,149	35.9
1997	Tyronn Lue, So., G	32	1,150	35.9
1996	Jaron Boone, Sr., G	34	1,105	32.5
1995	Jaron Boone, Jr., G	32	1,043	32.6
1994	Eric Piatkowski, Sr., F	30	972	32.4
1993	Eric Piatkowski, Jr., F	30	892	29.7
1992	Eric Piatkowski, So., F	29	873	30.1
1991	Clifford Scales, Sr., G	34	982	28.9
1990	Clifford Scales, Jr., G	26	824	31.7
1989	Eric Johnson, Sr., G	32	996	31.1
1988	Eric Johnson, Jr., G	31	889	28.7
1987	Brian Carr, Sr., G	33	1,065	32.3
1986	Brian Carr, Jr., G	30	1,063	35.4
1985	Dave Hoppen, Jr., C	30	1,155	38.5
1984	Dave Hoppen, So., C	30	1,058	35.3
1983	Stan Cloudy, Jr., F	32	1,021	31.9
1982	Jack Moore, Sr., G	27	1,017	37.7
1981	Jack Moore, Jr., G	27	984	36.4
1980	Jack Moore, So., G	31	1,143	36.9
1979	Bob Moore, Sr., G	27	868	32.1



Nebraska fans are some of the best in the country, including the Red Zone student section which supports the Huskers at home and at a number of road games during the year.

Nebraska Year by Year

Season	Won-Lost	FG-FGA	Pct.	FT-FTA	Pct.	Reb.-Avg.	Pts.-Avg.
1948	11-13	494-1,717	.288	356-613	.581	*	1,344-56.0
1949	16-10	504-1,719	.293	351-595	.590	*	1,359-52.3
1950	16-7	490-1,506	.325	369-598	.617	*	1,349-58.7
1951	9-14	440-1,283	.343	329-447	.662	*	1,209-52.6
1952	7-17	569-1,661	.343	357-603	.592	888-37.0	1,495-62.3
1953	9-11	444-1,252	.355	510-795	.642	835-41.8	1,398-69.9
1954	8-13	503-1,336	.376	463-772	.600	747-35.6	1,469-70.0
1955	9-12	506-1,288	.393	474-681	.696	882-42.0	1,486-70.8
1956	7-16	490-1,421	.345	452-715	.632	770-33.5	1,432-62.3
1957	11-12	487-1,301	.374	446-667	.669	905-39.3	1,420-61.7
1958	10-13	470-1,255	.375	387-637	.608	892-38.8	1,327-57.7
1959	12-13	531-1,422	.373	402-619	.649	1,122-44.9	1,464-58.6
1960	7-17	561-1,559	.360	370-573	.646	1,170-48.8	1,492-62.7
1961	10-14	554-1,447	.383	437-651	.671	1,162-48.4	1,545-64.4
1962	9-16	575-1,470	.391	389-592	.657	1,128-45.1	1,539-61.6
1963	6-19	573-1,502	.381	341-554	.616	1,101-44.0	1,487-59.5
1964	8-17	645-1,676	.385	289-521	.555	1,063-42.5	1,579-63.2
1965	10-15	635-1,611	.394	436-724	.602	1,053-42.1	1,706-68.2
1966	20-5	739-1,708	.433	450-650	.692	1,061-42.4	1,928-77.2
1967	16-9	784-1,749	.448	424-583	.727	1,032-41.3	1,992-78.9
1968	15-10	725-1,612	.450	504-659	.765 (3)	835-33.4	1,954-78.2
1969	12-14	690-1,587	.435	527-739	.713	908-34.9	1,908-73.4
1970	16-9	696-1,527	.455	421-620	.679	899-36.0	1,813-72.5
1971	18-8	753-1,490	.505 (6)	402-574	.700	890-34.2	1,908-73.4
1972	14-12	734-1,509	.486	367-579	.634	1,022-39.3	1,835-70.6
1973	9-17	704-1,647	.427	244-380	.642	972-37.4	1,652-63.5
1974	14-12	725-1,730	.419	291-443	.657	1,121-43.1	1,741-67.0
1975	14-12	741-1,679	.441	317-485	.654	1,032-39.7	1,799-69.2
1976	19-8	715-1,637	.465	385-532	.724	890-33.0	1,815-67.2
1977	15-14	732-1,638	.447	350-541	.647	1,010-34.8	1,814-62.6
1978	22-8	829-1,696	.489	374-551	.679	963-32.1	2,032-67.7
1979	14-13	720-1,555	.463	289-438	.660	882-32.7	1,729-64.0
1980	18-13	812-1,600	.508	507-677	.749 (15)	809-26.1	2,131-68.7
1981	15-12	666-1,360	.490	380-507	.750 (11)	737-27.3	1,712-63.4
1982	16-12	679-1,441	.471	409-552	.741 (11)	777-27.8	1,767-63.1
1983	22-10	855-1,667	.513	478-696	.687	979-30.6	2,188-68.4
1984	18-12	786-1,529	.514	376-534	.704	846-28.2	1,948-64.9
1985	16-14	873-1,706	.512	409-568	.720	913-30.4	2,155-71.8
1986	19-11	835-1,635	.511	455-612	.743	902-30.1	2,125-70.8

Season	Won-Lost	FG-FGA	Pct.	3FG-Att.	Pct.	FT-FTA	Pct.	Reb.-Avg.	Pts.-Avg.
1987	21-12	904-1,933	.468	120-325	.369	544-778	.699	1,119-33.9	2,472-74.9
1988	13-18	832-1,737	.479	88-246	.358	456-636	.718	1,016-32.8	2,208-71.2
1989	17-16	936-1,991	.470	122-335	.364	541-808	.670	1,292-39.2	2,535-76.8
1990	10-18	829-1,759	.471	106-302	.351	495-717	.690	1,069-38.2	2,259-80.7
1991	26-8	1,081-2,185	.495	125-358	.349	690-981	.703	1,454-42.8	2,977-87.6
1992	19-10	842-1,826	.461	183-489	.374	467-739	.632	1,305-45.0	2,334-80.5
1993	20-11	908-1,975	.460	158-468	.338	523-765	.684	1,283-41.4	2,497-80.5
1994	20-10	956-1,978	.483	194-564	.344	514-690	.745 (9)	1,201-40.0	2,620-87.3(11)
1995	18-14	907-1,947	.466	173-504	.343	523-766	.683	1,209-37.8	2,510-78.4
1996	21-14	1,007-2,089	.482	176-494	.356	618-897	.689	1,353-38.7	2,808-80.2
1997	18-15	895-1,927	.464	113-349	.324	504-752	.670	1,295-39.2	2,407-72.9
1998	20-12	867-1,938	.447	150-436	.344	406-649	.626	1,263-39.5	2,290-71.6
1999	20-13	799-1,764	.453	113-365	.310	466-716	.651	1,169-35.4	2,177-66.0
2000	11-19	737-1,729	.426	144-434	.332	432-700	.617	1,217-40.6	2,050-68.3
2001	14-16	755-1,591	.487 (11)	184-480	.383	400-670	.597	1,075-35.8	2,134-71.1
2002	13-15	656-1,668	.393	267-729#	.366	375-555	.676	998-35.6	1,954-69.8
2003	11-19	686-1,724	.398	139-504	.276	389-599	.649	1,114-38.1	1,900-63.3
2004	18-13	765-1,641	.466	210-540	.389 (19)	444-618	.718	1,120-36.1	2,184-70.5
2005	14-14	661-1,556	.425	174-550	.316	409-620	.660	1,072-38.3	1,905-68.0
2006	19-14	736-1,796	.410	221-637	.347	508-758	.670	1,277-38.7	2,201-66.7
2007	17-14	700-1,537	.455	244-650	.375	428-600	.713	928-29.9	2,072-66.8
2008	20-13	790-1,729	.457	190-555	.342	444-667	.666	1,131-24.3	2,214-67.1

*Rebounding statistics unavailable prior to 1952 and for five games in 1952. #Third nationally in 3-pointers made per game. Note: National top-25 rank, if any, indicated in ().

Opponents Year by Year

Season	Games	FG-FGA	Pct.	FT-FTA	Pct.	Reb.-Avg.	Pts.-Avg.
1948	24	503*	*	350-588	.627	*	1,356-56.5
1949	26	487*	*	348-600	.580	*	1,322-50.8
1950	23	437*	*	359-586	.613	*	1,233-53.6
1951	23	531-1,462	.363	283-445	.636	*	1,345-58.5
1952	24	*	*	*	*	*	1,580-65.8
1953	20	487-1,409	.346	458-707	.648	790-39.5	1,432-71.6
1954	21	546-1,407	.388	461-721	.639	707-33.7	1,553-74.0
1955	21	497-1,451	.343	514-748	.687	940-44.8	1,508-71.8
1956	23	574-1,626	.353	491-712	.690	1,019-44.3	1,639-71.3
1957	23	513-1,475	.348	493-754	.654	1,010-43.9	1,519-66.0
1958	23	567-1,526	.372	344-539	.638	985-42.8	1,478-64.3
1959	25	565-1,538	.367	374-559	.669	1,135-45.4	1,504-60.2
1960	24	545-1,476	.369	426-655	.650	1,191-49.6	1,516-63.2
1961	24	595-1,621	.367	381-571	.667	1,161-48.4	1,571-65.5
1962	25	656-1,584	.414	364-518	.703	1,052-42.1	1,676-67.0
1963	25	622-1,457	.427	441-639	.690	1,062-42.5	1,685-67.4
1964	25	661-1,633	.405	478-698	.685	1,097-43.9	1,800-72.0
1965	25	676-1,631	.414	486-714	.681	946-37.8	1,838-73.5
1966	25	718-1,666	.431	367-575	.638	987-39.5	1,803-72.1
1967	25	730-1,635	.446	480-691	.695	992-39.7	1,940-77.6
1968	25	750-1,526	.491	370-550	.673	799-32.0	1,870-74.8
1969	26	736-1,639	.449	451-656	.688	886-34.1	1,923-74.0
1970	25	674-1,457	.462	456-675	.676	839-33.6	1,804-72.1
1971	26	689-1,483	.465	384-600	.640	906-34.8	1,762-67.7 (15)
1972	26	654-1,519	.431	451-657	.686	973-37.4	1,759-67.7
1973	26	767-1,706	.450	275-423	.650	1,194-45.9	1,809-69.2
1974	26	716-1,729	.414	301-448	.672	1,084-41.7	1,733-66.7
1975	26	716-1,598	.448	365-525	.695	1,121-43.1	1,797-69.1
1976	27	674-1,447	.468	347-518	.670	907-33.6	1,695-62.8 (8)
1977	29	694-1,572	.441	383-547	.700	1,049-36.2	1,771-61.1 (6)
1978	30	735-1,546	.475	418-608	.688	967-32.2	1,888-62.9 (8)
1979	27	646-1,333	.485	391-552	.708	931-34.5	1,683-62.3 (9)
1980	31	856-1,644	.521	389-519	.750	952-30.7	2,101-67.8
1981	27	631-1,265	.499	350-473	.739	753-29.0	1,612-62.0 (14)
1982	28	607-1,351	.449	335-474	.707	883-31.5	1,549-55.3 (10)
1983	32	766-1,606	.477	418-609	.686	963-30.1	1,950-60.9
1984	30	723-1,452	.498	403-565	.713	821-27.4	1,849-61.6
1985	30	834-1,652	.505	401-574	.699	935-31.2	2,069-69.0
1986	30	822-1,669	.493	356-537	.663	923-30.8	2,000-66.7

Season	Games	FG-FGA	Pct.	3FG-Att.	Pct.	FT-FTA	Pct.	Reb.-Avg.	Pts.-Avg.
1987	33	887-1,888	.470	143-338	.423	537-773	.695	1,201-36.4	2,454-74.4
1988	31	803-1,684	.477	120-317	.379	602-844	.713	1,018-32.8	2,328-75.1
1989	33	916-2,011	.455	160-420	.381	586-880	.666	1,204-36.5	2,578-78.1
1990	28	863-1,817	.475	168-417	.403	516-715	.722	1,065-38.0	2,410-86.1
1991	34	950-2,173	.437	209-605	.345	563-891	.632	1,230-36.2	2,672-78.6
1992	29	846-2,016	.429	178-544	.327	345-563	.613	1,118-38.6	2,215-76.4
1993	31	827-1,923	.430	154-508	.303	538-833	.646	1,175-37.9	2,346-75.7
1994	30	850-1,951	.436	196-599	.327	523-791	.661	1,165-38.8	2,419-80.6
1995	32	831-1,997	.416	230-652	.353	475-707	.672	1,272-39.8	2,367-74.0
1996	35	900-2,174	.414	212-613	.346	631-956	.660	1,319-37.7	2,643-75.5
1997	33	791-1,928	.410	185-519	.356	589-864	.682	1,162-35.2	2,356-71.4
1998	32	774-1,935	.400	202-635	.318	442-671	.659	1,222-38.2	2,192-68.5
1999	33	752-1,809	.416	207-609	.340	410-639	.642	1,139-34.5	2,121-64.3
2000	30	797-1,888	.422	228-661	.345	398-609	.654	1,113-37.1	2,220-74.0
2001	30	742-1,720	.431	184-543	.339	418-594	.704	980-32.7	2,086-69.5
2002	28	706-1,631	.433	213-610	.349	355-510	.696	1,135-40.5	1,980-70.7
2003	30	724-1,776	.408	193-639	.302	413-585	.706	1,172-39.1	2,054-68.5
2004	31	685-1,711	.400 (20)	180-551	.327	399-583	.684	995-32.1	1,949-62.9
2005	28	618-1,493	.414	169-520	.325	385-567	.679	926-33.1	1,790-63.9
2006	33	793-1,928	.411	252-693	.364	342-522	.655	1,159-35.1	2,180-66.1
2007	31	686-1,593	.431	236-624	.378	381-541	.704	994-32.1	1,989-64.2
2008	33	687-1,710	.402 (28)	243-668	.364	385-548	.703	1,063-32.2	2,002-60.7 (18)

*Rebounding statistics unavailable prior to 1952 and for five games in 1952. Note: NU's national defensive rank, if any, indicated in ().

Bob Devaney Sports Center

Named after longtime athletic director and football coach Bob Devaney, the Bob Devaney Sports Center is home to the Nebraska men's and women's basketball, gymnastics, women's swimming and diving, track and field and wrestling teams.

The Bob Devaney Sports Center received extensive renovations in 2000, featuring two HuskerVision replayscreens, hustle stat boards and digital message boards. The new sound system, lighting system and ring of honor add to the atmosphere in the arena, as does the addition of chairback seating on the arena floor.

Also in 2000, fans at the Devaney Center saw the addition of a Husker Hall of Fame and a Husker Walk of Fame. The displays in the concourse areas highlight more than 100 years of Nebraska athletics and more than 25 years of women's athletics at the university. In 2004, courtside seating was put in place, giving the Devaney Center an added home-court advantage with fans closer to the action.

With a capacity of 13,595, the Devaney Center has hosted numerous NCAA postseason events since opening its doors in 1976. The Husker men's basketball team has enjoyed playing on the Devaney Center court, as NU has an all-time record of 384-121 (.760) at home. Nebraska has posted less than eight home victories just once (1976-77) in the 30-year history of the Devaney Center.

The Husker men's basketball team has seen recent renovations to the team's locker room and ready room, as well as in the coaches' offices. Renovations in the locker room in 2007 included new lockers for players and an upgrade in the player lounge area to seat more players at one time comfortably. A year earlier in the fall of 2006, the coaches offices and reception area also underwent a significant renovation. In 2004, the court was refinished, and was redesigned for just the third time ever, giving it a more classic look.

The Devaney Center boasts a top-notch weight room in the facility, making strength training a useful tool before or after practice. The weight room is part of three weight rooms available to NU student-athletes, as the Husker Power program is the model of excellence in strength training for schools around the nation.



The 13,595-seat arena at the Bob Devaney Sports Center is a state-of-the-art facility, and is home to the men's and women's basketball teams as well as the men's and women's gymnastics, women's swimming and diving, track and field and wrestling teams.

DEVANEY CENTER FACTS

Games: 505 in 32 seasons

Record: 384-121 (.760)

Overtime Record: 18-4 (.818)

Most Consecutive Home Winning Seasons:

31, 1976-77-present

Most Home Games, Season: 19, 2005-06;

19, 2007-08

Most Wins in Devaney Center, Season: 17, 1982-83

Most Home Wins, Season: 17, 1982-83; 17, 2007-08*

(*includes one game at Qwest Center Omaha)

Most Home Losses, Season: 6, eight times

Most Consecutive Home Wins:

16, last four games of 1982 first 12 of 1983,

ended by Missouri, 54-51, Feb. 26, 1983

Most Consecutive Home Losses:

4, ended against Kansas State, March 3, 1996

4, ended against Kansas State, Feb. 25, 2003

Most Consecutive Home Conference Wins:

8, last three games of 1982, first five games of

1983, ended by Missouri, 54-51,

Feb. 26, 1983 (excludes tournament games)

Most Consecutive Home Conference Losses:

5, last two games of 1988, first three of 1989,

ended vs. Kansas, 74-70, Feb. 4, 1989

DEVANEY CENTER CROWDS

Top 10 Regular-Season Crowds

- 15,038 Oklahoma State, 1980-81*
- 15,003 Oklahoma, 1980-81*
- 14,999 Colorado, 1978-79*
- 14,912 Kansas State, 1977-78*
- 14,878 Kansas, 1984-85*
- 14,865 Kansas State, 1988-89*
- 14,759 Kansas, 1996-97*
- 14,753 Missouri, 1977-78*
- 14,753 TCU, 1982-83* (NIT)
- 14,747 Iowa State, 1977-78*

*capacity crowd

14,000-plus crowds

79 (last in 2002 vs. Kansas)

Season Opener Record

14,561, vs. Michigan State, Nov. 28, 1990

Opening-Night Attendance

10,516, vs. Iowa, Nov. 27, 1976

Last Conference Sellout

13,829, vs. Kansas, Jan. 12, 2008

Last Non-Conference Sellout

13,832, vs. Creighton, Nov. 18, 2006

Devaney Center Series History

Opponent.....	W-L	(Pct.)	Georgia.....	1-1	(.500)	Niagara.....	1-0	(1.000)
Alabama A&M.....	3-0	(1.000)	Georgia Southern.....	2-0	(1.000)	Norfolk State.....	1-0	(1.000)
Alaska-Fairbanks.....	1-0	(1.000)	Grambling State.....	2-1	(.667)	North Carolina A&T.....	4-0	(1.000)
Alcorn State.....	1-0	(1.000)	Harvard.....	1-0	(1.000)	North Carolina Central.....	1-0	(1.000)
Angelo State.....	1-0	(1.000)	Idaho.....	1-2	(.333)	North Texas.....	2-0	(1.000)
Appalachian State.....	2-0	(1.000)	Idaho State.....	1-0	(1.000)	Northern Colorado.....	1-0	(1.000)
Arizona State.....	3-0	(1.000)	Iona.....	1-0	(1.000)	NE Missouri State.....	2-0	(1.000)
Arkansas.....	2-1	(.667)	Iowa.....	0-1	(.000)	Northeastern Illinois.....	2-0	(1.000)
Arkansas-Pine Bluff.....	2-0	(1.000)	Iowa State.....	20-13	(.606)	Northern Illinois.....	2-0	(1.000)
Arkansas State.....	1-0	(1.000)	IPFW.....	2-0	(1.000)	Northern Iowa.....	2-1	(.667)
Arkansas Tech.....	1-0	(1.000)	Kansas.....	16-16	(.500)	NW Missouri State.....	4-0	(1.000)
Augustana (S.D.).....	1-0	(1.000)	Kansas State.....	23-10	(.697)	Ohio.....	1-0	(1.000)
Ball State.....	1-0	(1.000)	Kent State.....	1-0	(1.000)	Ohio State.....	0-1	(.000)
Baylor.....	6-1	(.857)	Lehigh.....	1-0	(1.000)	Oklahoma.....	13-14	(.481)
Bethune-Cookman.....	1-0	(1.000)	Lipscomb.....	2-0	(1.000)	Oklahoma State.....	19-8	(.704)
Bowling Green.....	2-0	(1.000)	Long Beach State.....	1-0	(1.000)	Oral Roberts.....	2-0	(1.000)
Brooklyn.....	2-0	(1.000)	Longwood.....	1-0	(1.000)	Oregon.....	1-0	(1.000)
California-Davis.....	1-0	(1.000)	Louisiana Tech.....	1-0	(1.000)	Oregon State.....	1-0	(1.000)
California-Irvine.....	0-1	(.000)	Lubbock Christian.....	1-0	(1.000)	Pacific.....	1-0	(1.000)
Cal State Bakersfield.....	1-0	(1.000)	Mankato State.....	1-0	(1.000)	Penn State.....	1-1	(.500)
Canisius.....	1-0	(1.000)	Marquette.....	2-0	(1.000)	Pepperdine.....	1-0	(1.000)
Charlotte.....	1-0	(1.000)	Maryland-Baltimore County.....	1-0	(1.000)	Pittsburgh.....	1-0	(1.000)
Chicago State.....	2-0	(1.000)	Maryland Eastern Shore.....	1-0	(1.000)	Portland.....	1-0	(1.000)
The Citadel.....	2-0	(1.000)	Mesa.....	1-0	(1.000)	Portland State.....	1-0	(1.000)
Colgate.....	2-0	(1.000)	Miami (Ohio).....	1-0	(1.000)	Presbyterian.....	1-0	(1.000)
Colorado.....	27-6	(.818)	Michigan State.....	2-1	(.667)	Purdue.....	0-1	(.000)
Colorado State.....	3-0	(1.000)	Minnesota*.....	3-4	(.429)	Rutgers.....	1-0	(1.000)
Columbia.....	1-0	(1.000)	Mississippi.....	1-0	(1.000)	St. Francis (Pa.).....	1-0	(1.000)
Coppin State.....	1-0	(1.000)	Missouri.....	16-16	(.500)	Sacramento State.....	3-0	(1.000)
Creighton.....	13-3	(.813)	Missouri-St. Louis.....	1-0	(1.000)	Sam Houston State.....	3-1	(.750)
Delaware State.....	3-0	(1.000)	Missouri Southern.....	1-0	(1.000)	San Francisco.....	1-0	(1.000)
Denver.....	2-0	(1.000)	Missouri Western.....	1-0	(1.000)	San Jose State.....	1-0	(1.000)
Detroit.....	1-0	(1.000)	Monmouth.....	1-0	(1.000)	Savannah State.....	3-0	(1.000)
Drake.....	1-0	(1.000)	Montana.....	1-0	(1.000)	Sonoma State.....	1-0	(1.000)
Eastern Illinois.....	4-0	(1.000)	Montana State.....	3-0	(1.000)	South Dakota.....	3-0	(1.000)
Eastern Michigan.....	1-0	(1.000)	Morehead State.....	1-0	(1.000)	South Florida.....	1-0	(1.000)
Eastern Washington.....	4-0	(1.000)	Morgan State.....	1-0	(1.000)	South Dakota State.....	3-0	(1.000)
Evansville.....	1-0	(1.000)	Murray State.....	0-1	(.000)	Southern Colorado.....	1-0	(1.000)
Fairleigh Dickinson.....	1-0	(1.000)	Nebraska-Omaha.....	2-0	(1.000)	Southern Illinois.....	1-0	(1.000)
Florida A&M.....	1-0	(1.000)	Nevada.....	1-0	(1.000)	Southern Utah.....	2-0	(1.000)
Furman.....	1-0	(1.000)	New Orleans.....	1-0	(1.000)	SE Missouri State.....	1-0	(1.000)

DEVANEY CENTER YEAR BY YEAR

Season	Overall		Conference		Losses
	W-L	Pct.	W-L	Pct.	
1976-77	7-4	.636	5-2	.714	Iowa, Minnesota, Kansas State, Oklahoma
1977-78	15-2	.882	5-2	.714	Iowa State, Oklahoma
1978-79	9-2	.818	6-1	.857	Purdue, Iowa State
1979-80	14-2	.875	5-2	.714	Missouri, Colorado
1980-81	11-4	.733	6-1	.857	Wyoming, Idaho, Colorado (twice)
1981-82	11-3	.786	5-2	.714	Arkansas, Missouri, Kansas State
1982-83	17-1	.944	6-1	.857	Missouri
1983-84	11-6	.647	3-4	.429	Texas Tech, Missouri, Oklahoma, Kansas, Iowa State, Kansas State (B&T)
1984-85	12-3	.800	5-2	.714	Washington State, Kansas, Oklahoma
1985-86	10-5	.667	4-3	.571	Cal-Irvine, Georgia, Kansas, Missouri, Kansas State
1986-87	15-2	.882	5-2	.714	Missouri, Oklahoma
1987-88	8-6	.571	3-4	.429	Ohio State, Grambling State, Oklahoma State, Oklahoma, Iowa State, Kansas State
1988-89	14-4	.778	4-3	.571	Michigan State, Oklahoma, Kansas State, Missouri
1989-90	9-6	.600	2-5	.286	Idaho, Kansas, Missouri, Iowa State, Oklahoma State, Oklahoma
1990-91	14-1	.933	6-1	.857	Oklahoma State
1991-92	14-2	.875	5-2	.714	Missouri, Oklahoma
1992-93	14-2	.875	5-2	.714	Kansas State, Oklahoma State
1993-94	13-3	.813	5-2	.714	Texas, Missouri, Oklahoma
1994-95	11-6	.647	2-5	.286	Missouri, Oklahoma State, Kansas, Colorado, Iowa State, Penn State (NIT)
1995-96	11-5	.688	3-4	.429	Northern Iowa, Kansas, Iowa State, Oklahoma State, Oklahoma
1996-97	13-3	.813	6-2	.750	Minnesota, Iowa State, Kansas
1997-98	13-2	.867	6-2	.750	Kansas, Kansas State
1998-99	12-4	.750	6-2	.750	Tulsa, Minnesota, Texas, Oklahoma State
1999-2000	10-6	.625	4-4	.500	Western Carolina, San Francisco, Iowa State, Missouri, Oklahoma, Kansas
2000-01	8-6	.571	5-3	.625	Missouri-Kansas City, Murray State, Creighton, Iowa State, Colorado, Kansas
2001-02	12-4	.750	5-3	.625	Sam Houston State, Oklahoma, Missouri, Kansas
2002-03	9-6	.600	3-5	.375	Creighton, Texas A&M, Missouri, Kansas, Oklahoma State, Texas
2003-04	15-3	.833	5-3	.625	Colorado, Oklahoma, Kansas State
2004-05	10-6	.625	4-4	.500	Minnesota, Creighton, Texas, Kansas, Iowa State, Missouri
2005-06	14-5	.737	4-4	.500	UAB, Iowa State, Kansas, Texas Tech, Kansas State
2006-07	12-4	.750	4-4	.500	Texas, Kansas, Texas A&M, Iowa State
2007-08	16-3	.842	5-3	.625	Kansas, Baylor, Missouri
32 Years	384-121	.760	*147-89	.623	

*Conference record does not include 4-2 record in Big Eight Conference Tournament games played at the Devaney Center.

Non-Conference Totals.....	237-32	(.881)
Conference.....	147-89	(.623)
All-Time Record.....	384-121	(.760)

*Minnesota later forfeited one game to NU

Devaney Center Records

NEBRASKA INDIVIDUAL

Points:
41, Aleks Maric vs. Kansas State, Feb. 13, 2007

Field Goals:
15, Andre Smith vs. Wisconsin-Oshkosh, Jan. 4, 1980 (18 att.)
15, Aleks Maric vs. Iowa State, Feb. 28, 2007 (30 att.)

Field Goal Attempts:
30, Aleks Maric vs. Iowa State, Feb. 28, 2007 (15 made)

Field Goals, No Misses:
9, Dave Hoppen vs. S. Illinois, Nov. 26, 1985
9, Venson Hamilton vs. Iowa St., Feb. 3, 1996

3-Point Field Goals:
8, Cary Cochran vs. Baylor, Feb. 27, 2002 (13 att.)

3-Point Field Goals Attempted:
13, Cary Cochran vs. Baylor, Feb. 27, 2002 (8 made)

3-Point Field Goal Percentage:
1.000, Brian Conklin vs. Missouri, Feb. 7, 2004 (5-5)

Free Throws:
16, Eric Johnson vs. Creighton, Nov. 26, 1988 (18 att.)
16, Rich King vs. N. Illinois, Feb. 18, 1991 (19 att.)

Free Throw Attempts:
25, Aleks Maric vs. Kansas St., Feb. 13, 2007 (15 made)

Free Throws, No Misses:
15, Jack Moore vs. Oklahoma St., Feb. 10, 1982

Rebounds:
21, Kimani Ffriend vs. Oral Roberts, Dec. 22, 1999

Assists:
14, Brian Carr vs. California-Irvine, Dec. 2, 1985

Blocked Shots:
9, Mikki Moore vs. Coppin State, Dec. 6, 1996

Steals:
8, Greg Downing vs. UNKC, Dec. 8, 1982
8, Cookie Belcher vs. Oklahoma St., Feb. 7, 2001

Minutes:
60, Jack Moore and Andre Smith vs. Ala.-Birmingham, Dec. 22, 1979 (40T)

OPPONENT INDIVIDUAL

Points:
43, Harold Miner for USC, Nov. 25, 1991

Field Goals:
16, Ron Kellogg for Kansas, Feb. 2, 1985 (19 att.)

Field Goal Attempts:
34, Harold Miner for USC, Nov. 25, 1991 (15 made)

Field Goals, No Misses:
7, Gary Taylor for Southern Colorado, Nov. 29, 1984;
7, Mohamed Berte, South Dakota State, Dec. 8, 2005

3-Point Field Goals:
8, Brad Soucie for Eastern Michigan vs. Pittsburgh, March 18, 1988 (NCAA, 14 att.)
8, Randy Rutherford for Oklahoma St., Feb. 1, 1995 (14 att.)
8, Jerald Brown for Texas A&M, Jan. 11, 1997 (10 att.)
8, Devin Brown for UT-San Antonio, Nov. 28, 2001 (14 att.)
8, Josh Carter for Texas A&M, Feb. 10, 2007 (11 att.)
8, Obi Muonelo for Oklahoma State, March 5, 2007 (11 att.)

3-Point Field Goals Attempted:
15, Nathan Binam for Oral Roberts, Dec. 22, 1999 (5 made)

3-Point Field Goal Percentage:
.833, Matt Roggenburk for Creighton, Nov. 26, 1988 (5-6)

Free Throws:
16, Tyray Pearson for Iowa State, Jan. 26, 2002 (20 att.)

Free Throw Attempts:
20, Tyray Pearson for Iowa State, Jan. 26, 2002 (16 made)

Free Throws, No Misses:

12, Jeff Hornacek for Iowa State, Feb. 18, 1984
12, Tim Ellis for Kansas State, Feb. 18, 2004

Rebounds:

20, Jerome Lane for Pittsburgh vs. Vanderbilt, March 20, 1988 (NCAA)

Assists:

14, Jeff Bowling for Air Force vs. Pepperdine, Dec. 1, 1989

Blocked Shots:

6, Wendell Williams for North Texas vs. Army, Dec. 3, 1988

Steals:

8, Jose Winston for Colorado, Jan. 23, 1999

Minutes Played:

58, Keith McCord for Alabama-Birmingham, Dec. 22, 1979 (40T)

NEBRASKA TEAM

Points in a Game:

117, vs. Harvard, Dec. 1, 1989

Fewest Points in a Game:

39, vs. Kansas State, March 7, 1984

Points in a Half:

66, vs. Oklahoma, Feb. 16, 1991 (2nd)

Fewest Points in a Half:

15, vs. Kansas State, March 7, 1984 (2nd)

Margin of Victory:

57, vs. Arkansas-Pine Bluff, Nov. 23, 2004 (97-40)

Field Goals:

48, vs. Montana State, Dec. 23, 1977 (87 att.)
48, vs. Eastern Washington, Jan. 14, 1984 (80 att.)

Field Goal Attempts:

88, vs. Tennessee Tech, Dec. 14, 1990 (45 made)

Field Goal Percentage:

.750, vs. Nebraska-Omaha, Jan. 25, 1988 (42-56)

Lowest Field Goal Percentage:

.246, vs. Oklahoma, Jan. 16, 2002 (16-65)

3-Point Field Goals:

18, vs. Kansas, Feb. 24, 2002 (37 att.)

3-Point Field Goals Attempted:

37, vs. Kansas, Feb. 24, 2002 (18 made)

3-Point Field Goal Percentage:

.667, vs. Chicago State, Jan. 16, 1990 (8-12)
.667, vs. Western Illinois, Nov. 19, 1997 (10-15)
.667 vs. Pacific, Jan. 4, 2000 (10-15)

Free Throws:

43, vs. Texas, Jan. 3, 1996 (59 att.)

Fewest Free Throws:

1, vs. Kansas State, Jan. 21, 1989 (6 att.)

Free Throw Attempts:

59, vs. Texas, Jan. 3, 1996 (43 made)

Fewest Free Throws Attempted:

3, vs. Missouri, Jan. 16, 1982 (2 made)
3, vs. Texas A&M, Feb. 10, 2007 (2 made)

Free Throw Percentage:

1.000, vs. Kansas, Feb. 15, 2004 (12-12)

Rebounds:

72, vs. Oklahoma, Jan. 27, 1992

Fewest Rebounds:

14, vs. Missouri, Feb. 26, 1983

Personal Fouls:

34, vs. Kansas, Jan. 8, 1990

Fewest Personal Fouls:

9, vs. Chicago State, Jan. 16, 1990
9, vs. North Carolina A&T, Nov. 28, 1998
9, vs. Baylor, Jan. 22, 2000
9, vs. Lubbock Christian, Nov. 21, 2006

Assists:

36, vs. Montana State, Dec. 23, 1977

Turnovers:

30, vs. Texas, Jan. 3, 1996

Fewest Turnovers:

4, vs. Kansas State, Feb. 3, 1982
4, vs. Oklahoma, Feb. 2, 1983

Blocked Shots:

15, vs. Coppin State, Dec. 6, 1996

Steals:

22, vs. Florida A&M, Dec. 20, 1993

OPPONENT TEAM

Points in a Game:

111, by Missouri, Jan. 13, 1990

Fewest Points in a Game:

26, by Bethune-Cookman, Dec. 20, 2003

Points in a Half:

62, by Missouri, Jan. 13, 1990 (2nd)
by Oklahoma State, Feb. 14, 1990 (2nd)

Fewest Points in a Half:

8, by North Carolina Central, Dec. 22, 2007 (1st)

Margin of Victory:

30, by Kansas, Feb. 1, 2003 (81-51)

Field Goals:

43, by Pittsburgh vs. Eastern Michigan, March 18, 1988 (NCAA, 69 att.)

Field Goal Attempts:

85, by Tennessee Tech, Dec. 14, 1990

Field Goal Percentage:

.771, by Kansas State, Feb. 3, 1982 (27-35)

Lowest Field Goal Percentage:

.196, by North Carolina Central, Dec. 22, 2007

3-Point Field Goals:

15, by Northern Iowa, Dec. 16, 1995

3-Point Field Goals Attempted:

37, by Baylor, Feb. 14, 1998 (9 made)

3-Point Field Goal Percentage:

.750, by Creighton, Nov. 26, 1988 (9-12)

Free Throws:

44, by Oklahoma State, Feb. 14, 1990 (52 att.)

Fewest Free Throws:

0, by Arkansas-Pine Bluff, Nov. 23, 2004 (4 att.)

Free Throw Attempts:

52, by Oklahoma State, Feb. 14, 1990 (44 made)

Fewest Free Throw Attempts:

2, three times, most recently by Kansas vs. Wake Forest, March 18, 1984 (NCAA, 1 made)

Free Throw Percentage:

1.000, by Kansas, Jan. 26, 1977 (11-11)
1.000, by Colorado, Feb. 16, 1980 (14-14)
1.000, by Colorado, Jan. 21, 1981 (12-12)

Rebounds:

54, by Bowling Green vs. Alabama State, Dec. 14, 1990
54, by Florida A&M, Dec. 20, 1994

Fewest Rebounds:

15, by Wisconsin-Stevens Point, Jan. 9, 1985

Personal Fouls:

38, by Texas, Jan. 3, 1996

Fewest Fouls:

7, by Wake Forest vs. Kansas, March 18, 1984 (NCAA)

Disqualifications:

5, by Pepperdine, Dec. 2, 1989

Assists:

29, by Pittsburgh vs. E. Michigan, March 18, 1988 (NCAA)

Turnovers:

35, by Denver, Nov. 26, 1982

Fewest Turnovers:

6, by Vanderbilt vs. Pittsburgh, March 20, 1988 (NCAA);
6, by Colorado, Feb. 22, 2006

Blocked Shots:

13, by Kansas State, Jan. 15, 1997

Steals:

17, by Eastern Washington, Dec. 3, 1979

Devaney Center History

DEVANEY CENTER ATTENDANCE

Year	Total			Conference		
	G	Att.	Avg.	G	Att.	Avg.
1976-77	11	106,868	9,715	7	74,243	10,606
1977-78	17	172,892	10,170	7	90,514	12,931
1978-79	11	131,769	11,979	7	87,502	12,500
1979-80	16	145,626	9,102	7	79,015	11,288
1980-81	15	136,483	9,099	7	82,009	11,716
1981-82	14	143,819	10,273	7	79,329	11,333
1982-83	18	195,333	10,852	7	86,511	12,359
1983-84	17	173,721	10,219	7	82,233	11,746
1984-85	15	176,045	11,736	7	95,221	13,603
1985-86	15	146,117	9,741	7	78,208	11,173
1986-87	17	197,395	11,611	7	81,680	11,669
1987-88	14	159,100	11,364	7	90,875	12,982
1988-89	18	193,545	10,753	7	87,283	12,469
1989-90	15	150,190	10,013	7	81,894	11,699
1990-91	15	199,605	13,307	7	100,740	14,391
1991-92	16	207,950	12,997	7	100,079	14,297
1992-93	16	*213,715	*13,357	7	100,620	14,374
1993-94	16	212,447	13,278	7	*100,973	*14,475
1994-95	17	202,688	11,923	7	95,768	13,681
1995-96	16	168,225	10,514	7	87,065	12,438
1996-97	16	174,119	10,882	8	99,167	12,396
1997-98	15	141,472	9,431	8	87,060	10,883
1998-99	16	146,653	9,166	8	77,477	9,685
1999-2000	16	117,466	7,342	8	70,321	8,790
2000-01	14	122,602	8,757	8	77,057	9,632
2001-02	16	130,053	8,128	8	78,637	9,830
2002-03	15	121,179	8,079	8	70,264	8,783
2003-04	18	144,663	8,037	8	79,274	9,909
2004-05	16	131,763	8,235	8	72,869	9,109
2005-06	19	125,267	6,593	8	72,233	9,029
2006-07	16	134,981	8,436	8	75,009	9,376
2007-08	19	155,258	8,171	8	80,875	10,109

*Single-season record

LARGEST CROWDS TO SEE NEBRASKA

- 25,348 Xavier, at Minneapolis, Minn., March 14, 1991 (NCAA)
- 18,999 Kansas, at Dallas, March 11, 2006 (B12T)
- 18,892 Oklahoma, at Dallas, March 10, 2006 (B12T)
- 18,879 Oklahoma State, at Oklahoma City, March 8, 2007 (B12T)
- 18,268 Missouri, Dallas, Texas, March 10, 2004 (B12T)
- 17,876 Iowa State, at Kansas City, Mo., March 8, 1996 (B8T)
- 17,816 Missouri, at Dallas, March 9, 2006 (B12T)
- 17,496 Missouri, at Kansas City, Mo., March 12, 1994 (B8T)
- 17,200 Missouri, at Kansas City, Mo., March 5, 1982 (B8T)
- 17,153 Oklahoma, at Kansas City, Mo., March 8, 1991 (B8T)

MISCELLANEOUS ATTENDANCE

Largest attendance for Nebraska game in the Devaney Center

15,038, vs. Oklahoma State, 1980-81

Largest attendance for Nebraska conference game in the Devaney Center

15,038, vs. Oklahoma State, 1980-81

Smallest attendance for Nebraska game in the Devaney Center

3,571, vs. Montana, Dec. 23, 1980

Smallest attendance for Nebraska conference game in the Devaney Center

6,387, vs. Texas A&M, Jan. 15, 2003



More than 4 million fans have packed the Devaney Center since it opened in 1976, including nearly 2.5 million during conference action.

DEVANEY CENTER OVERTIME GAMES

(NU holds an 18-4 record)

Jan. 27, 1979	Nebraska 66, Kansas 64
Dec. 22, 1979	Nebraska 92, Alabama-Birmingham 84 (40T)
Jan. 23, 1980	Nebraska 74, Oklahoma State 73
March 8, 1980	Louisville 71, Kansas State 69 (NCAA)
March 8, 1980	Missouri 87, Notre Dame 84 (NCAA)
Nov. 28, 1980	Wyoming 62, Nebraska 59
Feb. 8, 1984	Nebraska 54, Oklahoma State 52
Jan. 3, 1987	Nebraska 70, Creighton 55
Feb. 28, 1987	Nebraska 83, Kansas 81
Jan. 6, 1988	Grambling State 71, Nebraska 68
March 20, 1988	Vanderbilt 80, Pittsburgh 74 (NCAA)
Dec. 3, 1988	North Texas 82, Army 79 (Ameritas Classic)
Feb. 19, 1992	Nebraska 81, Kansas 79
Jan. 30, 1993	Nebraska 88, Missouri 87
Dec. 10, 1994	Nebraska 96, Michigan State 91
Feb. 25, 1996	Oklahoma 80, Nebraska 76
Jan. 15, 1997	Nebraska 87, Kansas State 77
Feb. 18, 1998	Nebraska 67, Missouri 66
Nov. 23, 1999	Nebraska 81, Eastern Illinois 78 (20T)
Feb. 7, 2001	Nebraska 78, Oklahoma State 75
Jan. 26, 2002	Nebraska 86, Iowa State 84
Jan. 4, 2003	Nebraska 79, Denver 75
Jan. 18, 2003	Nebraska 80, Colorado 77
Jan. 8, 2005	Nebraska 95, Kansas State 85 (20T)
Feb. 24, 2007	Nebraska 82, Missouri 77
Feb. 13, 2008	Missouri 86, Nebraska 78

Conference Tournament Results

1977 (NU, 0-1)
at Kansas 61, Nebraska 58,
Tournament Champion: Kansas State
Champion: Kansas State
(11-3 Big Eight, 23-8 Overall)

1978 (NU, 1-1)
Nebraska 71, Oklahoma State 63
Missouri 61, Nebraska 58
Tournament Champion: Missouri
Champion: Kansas (13-1, 24-5)

1979 (NU, 0-1)
at Kansas State 61, Nebraska 60 (20T)
Tournament Champion: Oklahoma
Champion: Oklahoma (10-4, 21-10)

1980 (NU, 1-1)
Nebraska 75, Oklahoma 68
Kansas State 60, Nebraska 59
Jack Moore, All-Tournament
Champion: Missouri (11-3, 25-6)
Tournament Champion: Kansas State

1981 (NU, 0-1)
Colorado 70, Nebraska 66
Tournament Champion: Kansas
Champion: Missouri (10-4, 22-10)

1982 (NU, 1-1)
Nebraska 60, Oklahoma State 49
Missouri 58, Nebraska 53
Tournament Champion: Missouri
Champion: Missouri (12-2, 27-4)

1983 (NU, 1-1)
Nebraska 94, Iowa State 71
Missouri 69, Nebraska 63
Tournament Champion: Oklahoma St.
Champion: Missouri (12-2, 26-8)

1984 (NU, 0-1)
Kansas State 41, Nebraska 39
Tournament Champion: Kansas
Champion: Oklahoma St. (13-1, 29-5)

1985 (NU, 0-1)
at Kansas 74, Nebraska 69
Tournament Champion: Oklahoma
Champion: Oklahoma (13-1, 31-6)

1986 (NU, 1-1)
Nebraska 82, Oklahoma State 75
Iowa State 75, Nebraska 58
Bernard Day, All-Tournament
Tournament Champion: Kansas
Champion: Kansas (13-1, 35-4)

1987 (NU, 0-1)
Kansas State 47, Nebraska 45
Tournament Champion: Missouri
Champion: Missouri (11-3, 24-10)

1988 (NU, 0-1)
Kansas State 75, Nebraska 70
Tournament Champion: Oklahoma
Champion: Oklahoma (12-2, 35-4)

1989 (NU, 0-1)
Missouri 98, Nebraska 70
Tournament Champion: Missouri
Champion: Oklahoma (12-2, 30-6)

1990 (NU, 0-1)
Oklahoma 78, Nebraska 65
Tournament Champion: Oklahoma
Champion: Missouri (12-2, 26-6)

1991 (NU, 2-1)
Nebraska 117, Oklahoma 113 (OT)
Nebraska 87, Kansas 83
Missouri 90, Nebraska 82
Clifford Scales and Tony Farmer,
All-Tournament
Tournament Champion: Missouri
Co-Champions: Oklahoma State
(10-4, 24-8), Kansas (10-4, 27-8)

1992 (NU, 0-1)
Oklahoma 107, Nebraska 85
Tournament Champion: Kansas
Champion: Kansas (11-3, 27-5)

1993 (NU, 0-1)
Kansas State 47, Nebraska 45
Tournament Champion: Missouri
Champion: Kansas (11-3, 29-7)

1994 (NU, 3-0)
Nebraska 105, Oklahoma 88
Nebraska 98, Missouri 91
Nebraska 77, Oklahoma State 66
Tournament Champion: **Nebraska**
All-Tournament: Eric Piatkowski (MVP),
Bruce Chubick, Jaron Boone,
Champion: Missouri (14-0, 28-4)

1995 (NU, 0-1)
Oklahoma State 68, Nebraska 48
Tournament Champion: Oklahoma St.
Champion: Kansas (11-3, 25-6)

1996 (NU, 0-1)
Iowa State 62, Nebraska 60
Tournament Champion: Iowa State
Champion: Kansas (12-2, 29-5)

1997 (NU, 0-1)
Missouri 78, Nebraska 72
Tournament Champion: Kansas
Champion: Kansas (15-1, 34-2)

1998 (NU, 1-1)
Nebraska 65, Baylor 46
Kansas 91, Nebraska 59
Tournament Champion: Kansas
Champion: Kansas (15-1, 35-4)

1999 (NU, 1-1)
Nebraska 69, Texas Tech 50
Kansas 77, Nebraska 53
Tournament Champion: Kansas
Champion: Texas (13-3, 19-13)

2000 (NU, 0-1)
Baylor 63, Nebraska 55
Tournament Champion: Iowa State
Champion: Iowa State (14-2, 32-5)

2001 (NU, 0-1)
Kansas State 72, Nebraska 68
Tournament Champion: Oklahoma
Champion: Iowa State (13-3, 25-6)

2002 (NU, 0-1)
Colorado 67, Nebraska 60
Tournament Champion: Oklahoma
Champion: Kansas (16-0, 27-2)

2003 (NU, 0-1)
Missouri 70, Nebraska 61
Tournament Champion: Oklahoma
Champion: Kansas (14-2, 30-8)

2004 (NU, 0-1)
Oklahoma 63, Nebraska 59
Tournament Champion: Oklahoma St.
Champion: Oklahoma St. (14-2, 31-4)

2005 (NU, 0-1)
Missouri 70, Nebraska 67
Tournament Champion: Oklahoma St.
Co-Champions: Oklahoma (12-4, 25-8),
Kansas (12-4, 23-7)

2006 (NU, 2-1)
Nebraska 71, Missouri 64
Nebraska 69, Oklahoma 63
Kansas 79, Nebraska 65
Tournament Champion: Kansas
Co-Champions: Texas (13-3, 30-7),
Kansas (13-3, 25-8)

2007 (NU, 0-1)
Oklahoma State 54, Nebraska 39
Tournament Champion: Kansas
Champions: Kansas (14-2, 33-5)

2008 (NU, 1-1)
Nebraska 61, Missouri 56
Kansas 64, Nebraska 54
Tournament Champion: Kansas
Co-Champions: Texas (13-3, 31-7),
Kansas (13-3, 37-3)

NEBRASKA BY ROUND

First*	Home:0-0	Championship	Home:0-0
	Away:0-0		Away:0-0
	Kansas City:2-6		Kansas City:1-1
	Dallas:.....1-2		All-Time:.....1-1
	Oklahoma City:.....0-1		
	All-Time:3-9	Totals	Home:4-2
Quarterfinals:	Home:4-2		Away:0-3
	Away:0-3		Kansas City:9-23
	Kansas City:4-10		Dallas:.....2-3
	Dallas:.....1-0		Oklahoma City.....0-1
	All-Time:9-15		All-Time:15-32
Semifinals	Home:0-0		
	Away:0-0		
	Kansas City:2-6		
	Dallas:.....0-1		
	All-Time:2-7		

*-First round refers to opening round of Big 12
tournament; quarterfinals are opening round of Big
Eight tournament, quarterfinals of Big 12.

TOURNAMENT RECORD VS. OPPONENT

NU Opponent	League	League	Overall	Overall
	Tourney	In Kemper	In Kemper	In K.C.
Baylor	1-1	1-1	1-1	1-1
Colorado	0-2	0-1	0-3	1-14
Iowa State	1-2	0-2	1-2	5-8
Kansas	1-6	1-2	1-4	4-18
Kansas State	0-7	0-5	0-7	3-17
Missouri	3-8	1-7	2-7	11-13
Oklahoma	4-3	2-2	7-2	15-5
Oklahoma State	4-2	2-1	4-1	12-6
Texas Tech	1-0	1-0	1-0	1-0
Others				4-4

Tournament Titles by School (titles/final game appearances): Kansas (10/15); Missouri (6/9);
Oklahoma (6/11); Oklahoma State (4/7); Kansas State (2/6); Iowa State (2/5); Nebraska (1/2);
Texas (0/4); Colorado (0/1); Texas Tech (0/1)

Conference Tournament Records

INDIVIDUAL GAME

Points--42: Eric Piatkowski vs. Oklahoma, 1994
Opponent--34: Jeff Webster, Oklahoma, 1994
Field Goals--14: Eric Piatkowski vs. Oklahoma, 1994 (23 att.)
Opponent--12: Jeff Webster, Oklahoma, 1994 (21 att.)
Field Goal Attempts--23: Eric Piatkowski vs. Oklahoma, 1994 (14 made); Tyronn Lue vs. Missouri, 1997 (10 made)
Opponent--21: John Douglas, Kansas, Feb. 26, 1977 (9 made); Jeff Webster, Oklahoma, 1994 (12 made); Larry Reid, Kansas State, March 3, 2001 (10 made)
Field Goals, No Misses--6: Andre Smith vs. Colorado, 1981
Opponent--8: Ed Nealy, Kansas State, 1980
3-Point Field Goals--6: Cary Cochran vs. Colorado, 2002 (11 att.)
Opponent--6: Randy Rutherford, Oklahoma State, 1994 (11 att.); Blair Wilson, Colorado, 2002 (11 att.)
3-Point Field Goal Attempts--11: Cary Cochran vs. Colorado, 2002 (6 made)
Opponent--14: Mark Atkins, Missouri, 1994 (4 made)
3-Point Field Goal Pct.--1.000: Clifford Scales vs. Oklahoma, 1991 (3-3); Marcus Perry, vs. Oklahoma, 2006 (3-3)
Opponent--.750: Askia Jones, Kansas State, 1993 (3-4)
Free Throws--13: Tony Farmer, vs. Kansas, 1991 (16 att.)
Opponent--12: Doug Smith, Missouri, 1991 (14 att.)
Free Throw Attempts--16: Tony Farmer vs. Kansas, 1991 (13 made)
Opponent--14: Doug Smith, Missouri, 1991 (12 made)
Free Throws Made, No Misses--*12: Tony Farmer vs. Oklahoma, 1991
Opponent--11: Mark Tucker, Oklahoma State, 1978
Rebounds--16: Bruce Chubick vs. Oklahoma, 1994
Opponent--14: Fred Burley, Oklahoma State, 1994; Stephane Pelle, Colorado, 2002
Assists--14: Brian Carr at Kansas, 1985
Opponent--9: Lee Coward, Missouri, 1989
Blocked Shots--5: Derrick Chandler vs. Kansas State, 1993
Opponent--*8: John Flippen, Baylor, 2000
Steals--*8: Venson Hamilton vs. Texas Tech, 1999
Opponent--6: Nick Bradford, Kansas, 1998
Minutes--*50: Andre Smith and Brian Banks at Kansas State, 1979
Opponent--*50: Glenn Marshall, Kansas State, 1979

**Indicates overall tournament record*

INDIVIDUAL CAREER


Points--136: Eric Piatkowski, 1991-94 (8 games)
Field Goals--45: Eric Piatkowski, 1991-94 (110 att., 8 games)
Field Goal Attempts--110: Eric Piatkowski, 1991-94 (45 made, 8 games)
Field Goal Percentage--.667: Mike Naderer, 1978-81 (24-36, 6 games)
3-Point Field Goals--13: Eric Piatkowski, 1991-94 (47 att., 8 games); Erick Strickland, 1993-96 (30 att., 6 games)
3-Point Field Goal Attempts--47: Eric Piatkowski, 1991-94 (13 made, 8 games)
3-Point Field Goal Pct.--.556: Eric Johnson, 1988-89 (5-9, 2 games)
Free Throws--33: Eric Piatkowski, 1991-94 (41 att., 8 games)
Free Throw Attempts--41: Eric Piatkowski, 1991-94 (33 made, 8 games)
Free Throw Percentage--.900: Jack Moore, 1980-82 (27-30, 5 games)
Rebounds--54: Aleks Maric, 2005-08 (7 games)
Assists--29: Brian Carr, 1984-87 (5 games)
Blocked Shots--15: Venson Hamilton, 1996-99 (6 games)
Steals--15: Venson Hamilton, 1996-99 (6 games)
Minutes Played--255: Eric Piatkowski, 1991-94 (8 games)
Minutes Per Game--*40.75: Brian Banks, 1977-79 (163 in 4 games)

**Indicates overall tournament record*

TEAM GAME

Points--117: vs. Oklahoma, 1991 (OT)
Opponent--113: Oklahoma, 1991 (OT)
Points in Half--59: vs. Oklahoma, 1991 (2nd)
Opponent--59: Missouri, 1994 (2nd)
Field Goals--38: vs. Oklahoma, 1991 (84 att.)
Opponent--39: Missouri, 1989 (68 att.); Oklahoma, 1992 (73 att.)
Field Goal Attempts--84: vs. Oklahoma, 1991 (38 made)
Opponent--82: Missouri, 1994 (32 made)
Field Goal Percentage--.646: vs. Oklahoma State, 1986 (31-48)
Opponent--.610: Missouri, 1983 (25-41)
3-Point Field Goals--10: vs. Missouri, 1994 (24 att.); vs. Missouri, 2003 (33 att.)
Opponent--12: Baylor, 2000 (27 att.)
3-Point Field Goals Attempted--*33: vs. Missouri, 2003 (10 made)
Opponent--28: Missouri, 1994 (7 made)
3-Point Field Goal Pct.--.571: vs. Kansas, 1991 (4-7)
Opponent--.692: Oklahoma, 1992 (9-13)
Free Throws--34: vs. Iowa State, 1983 (42 att.); Oklahoma, 1991 (41 att.)
Opponent--37: Oklahoma, 1991 (51 att.)
Free Throw Attempts--42: vs. Iowa State, 1983 (34 made)
Opponent--*51: Oklahoma, 1991 (37 made)
Free Throw Percentage--.818: vs. Kansas State, 1988 (9-11); vs. Missouri, 1994 (18-22)
Opponent--.923: Missouri, 1991 (12-13)
Rebounds--55: vs. Oklahoma, 1991
Opponent--53: Kansas, 1998
Assists--22: vs. Oklahoma State, 1986
Opponent--26: Kansas, 1998
Blocked Shots--10: vs. Iowa State, 1996
Opponent--9: Baylor, 2000; Colorado, 2002
Steals--*23: vs. Texas Tech, 1999
Opponent--15: Kansas, 1999

**Indicates overall tournament record*



Venson Hamilton scored more than 1,400 career points and was the first player in Nebraska history to record more than 1,000 career rebounds.

Postseason Results

Year	Tournament/Round	Opponent	Result	Site	NU High Scorer	NU High Rebounds	NU High Assists
1948-49	*NCAA Playoff	Oklahoma State	L, 35-52	Kansas City, Mo.	N/A	N/A	N/A
1966-67	NIT/First	Bye					
	Quarterfinals	Marshall	L, 88-119	New York City	Tom Baack, 33	Tom Baack, 10	Tom Baack, 5
1977-78	NIT/First	Utah State	W, 67-66	Lincoln, Neb.	Andre Smith, 18	Carl McPipe, 7	Novak, Banks, 6
	Quarterfinals	Texas	L, 48-67	Austin, Texas	Carl McPipe, 16	Carl McPipe, 7	Terry Novak, 3
1979-80	NIT/First	Michigan	L, 69-76	Ann Arbor, Mich.	Andre Smith, 30	Andre Smith, 12	Jack Moore, 2
1982-83	NIT/First	Tulane	W, 72-65	Lincoln, Neb.	Stan Cloudy, 20	Stan Cloudy, 14	Stan Cloudy, 7
	Second	Iona	W, 85-73	Lincoln, Neb.	Stan Cloudy, 24	Stan Cloudy, 8	Cloudy, Williams, 5
	Quarterfinals	TCU	W, 67-57	Lincoln, Neb.	Stan Cloudy, 18	Stan Cloudy, 9	Ponce, Downing, 7
	Semifinals	DePaul	L, 58-68	New York City	Dave Hoppen, 15	Dave Hoppen, 9	Greg Downing, 5
1983-84	NIT/First	Creighton	W, 56-54	Omaha, Neb.	Dave Hoppen, 25	Dave Hoppen, 10	Carr, Ponce, 5
	Second	Xavier	L, 57-58	Cincinnati, Ohio	Dave Hoppen, 22	Dave Hoppen, 7	Eric Williams, 5
1984-85	NIT/First	Canisius	W, 79-66	Lincoln, Neb.	Dave Hoppen, 21	Bill Jackman, 10	Harvey Marshall, 5
	Second	UCLA	L, 63-82	Los Angeles, Calif.	Dave Hoppen, 23	Dave Hoppen, 9	Brian Carr, 6
1985-86	NCAA/First	Western Kentucky	L, 59-67	Charlotte, N.C.	Bernard Day, 18	Chris Logan, 12	Brian Carr, 5
1986-87	NIT/First	Marquette	W, 78-76	Lincoln, Neb.	Bernard Day, 18	Vick, Day, 6	Bernard Day, 5
	Second	Arkansas	W, 78-71	Lincoln, Neb.	Anthony Bailous, 20	Bill Jackman, 9	Henry T. Buchanan, 6
	Quarterfinals	Washington	W, 81-76	Lincoln, Neb.	Carr, Vick, 17	Derrick Vick, 8	Three with 3
	Semifinals	Southern Mississippi	L, 75-82	New York City	Derrick Vick, 19	Bill Jackman, 9	Brian Carr, 7
	Third Place	Arkansas-Little Rock	W, 76-67 (OT)	New York City	Brian Carr, 18	Derrick Vick, 12	Brian Carr, 9
1988-89	NIT/First	Arkansas State	W, 81-79	Lincoln, Neb.	Eric Johnson, 18	Pete Manning, 5	Clifford Scales, 10
	Second	Ohio State	L, 74-85	Columbus, Ohio	Eric Johnson, 23	Reid, Owens, 7	Reid, Johnson, 5
1990-91	NCAA/First	Xavier	L, 84-89	Minneapolis, Minn.	Rich King, 25	Rich King, 12	Rich King, 4
1991-92	NCAA/First	Connecticut	L, 65-86	Cincinnati, Ohio	Derrick Chandler, 17	Derrick Chandler, 11	Eric Piatkowski, 5
1992-93	NCAA/First	New Mexico State	L, 79-93	Syracuse, N.Y.	Eric Piatkowski, 29	Derrick Chandler, 10	Three with 3
1993-94	NCAA/First	Pennsylvania	L, 80-90	Uniondale, N.Y.	Eric Piatkowski, 23	Piatkowski, Chubbick, 8	Jamar Johnson, 5
1994-95	NIT/First	Georgia	W, 69-61	Lincoln, Neb.	Erick Strickland, 21	Erick Strickland, 10	Jaron Boone, 6
	Second	Penn State	L, 59-65	Lincoln, Neb.	Mikki Moore, 15	Erick Strickland, 7	Erick Strickland, 8
1995-96	NIT/First	Colorado State	W, 91-83	Fort Collins, Colo.	Erick Strickland, 19	Mikki Moore, 10	Tyronn Lue, 5
	Second	Washington State	W, 82-73	Lincoln, Neb.	Erick Strickland, 18	Venson Hamilton, 12	Boone, Strickland, 4
	Third	Fresno State	W, 83-71	Fresno, Calif.	Erick Strickland, 17	Moore, Garner, 10	Erick Strickland, 5
	Semifinals	Tulane	W, 90-78	New York City	Garner, Strickland, 20	Venson Hamilton, 9	Jaron Boone, 6
	Championship	St. Joseph's	W, 60-56	New York City	Erick Strickland, 13	Mikki Moore, 13	Lue, Boone, 4
1996-97	NIT/First	Washington	W, 67-63	Lincoln, Neb.	Tyronn Lue, 14	Venson Hamilton, 10	Moore, Lue, 4
	Second	Nevada	W, 78-68	Reno, Nev.	Mikki Moore, 21	Mikki Moore, 15	Tyronn Lue, 4
	Third	Connecticut	L, 67-76	Storrs, Conn.	Mikki Moore, 24	Venson Hamilton, 6	Belcher, Markowski 2
1997-98	NCAA/First	Arkansas	L, 65-74	Boise, Idaho	Tyronn Lue, 18	Venson Hamilton, 10	Tyronn Lue, 6
1998-99	NIT/First	UNLV	W, 68-55	Lincoln, Neb.	Cookie Belcher, 17	Andy Markowski, 11	Cookie Belcher, 5
	Second	TCU	L, 89-101	Fort Worth, Texas	Cary Cochran, 23	Venson Hamilton, 10	Three with 4
2003-04	NIT/Opening	Creighton	W, 71-70	Omaha, Neb.	Andrew Drevo, 20	Andrew Drevo, 9	Marcus Neal, 4
	First	Niagara	W, 78-70	Lincoln, Neb.	Turek, Johnson, 17	John Turek, 8	Brian Conklin, 4
	Second	Hawaii	L, 83-84	Honolulu, Hawaii	Nate Johnson, 26	Brian Conklin, 6	Marcus Neal, 3
2005-06	NIT/First	Hofstra	L, 62-73	Hempstead, N.Y.	Jason Dourisseau, 15	Aleks Maric, 12	Jamel White, 6
2007-08	NIT/First	Charlotte	W, 67-48	Lincoln, Neb.	Ade Dagunduro, 15	Aleks Maric, 10	Aleks Maric, 5
	NIT/Second	Mississippi	L, 75-87 (ot)	Oxford, Miss.	Aleks Maric, 18	Aleks Maric, 10	Sek Henry, 5

NEBRASKA IN THE POSTSEASON

All-Time Postseason Appearances*: 21 (6 NCAA, 15 NIT)

All-Time Postseason Record: 23-20

In the NCAA Tournament: 0-6 (1986, 1991, 1992, 1993, 1994, 1998)

In the NIT: 23-14 (1967, 1978, 1980, 1983, 1984, 1985, 1987, 1989, 1995, 1996, 1997, 1999, 2004, 2006, 2008)

In the NCAA Playoffs: 0-1* (1949)

*Playoff game between Big Seven and Missouri Valley Conference champions for berth in eight-team NCAA Tournament field. Not considered to be "official" participation in the NCAA Tournament.



Postseason Records

INDIVIDUAL GAME

Points--33, Tom Baack vs. Marshall, March 13, 1967
Opponent--46, George Stone, Marshall, March 13, 1967
Field Goals--13, Tom Baack vs. Marshall, March 13, 1967 (24 att.)
Opponent--20, George Stone, Marshall, March 13, 1967 (38 att.)
Field Goal Attempts--24, Tom Baack vs. Marshall, March 13, 1967 (13 made)
Opponent--38, George Stone, Marshall, March 13, 1967 (20 made)
Field Goal Percentage (min. 5 att.)--1.000, Mikki Moore at Nevada, March 18, 1997 (9-9)
Opponent--1.000, Adrian Uter, Hofstra, March 16, 2006 (6-6)
3-Point Field Goals--7, Cary Cochran at TCU, March 15, 1999 (7-9)
Opponent--6, Jason Carter, Hawaii, March 22, 2004 (7 att.)
3-Point Field Goal Attempts--12, Brian Conklin vs. Hawaii, March 22, 2004 (6 made)
Opponent--17, Dominick Young, Fresno State, March 22, 1996 (5 made)
3-Point Field Goal Pct.--.778, Cary Cochran at TCU, March 15, 1999 (7-9)
Opponent--.857, Jason Carter, Hawaii, March 22, 2004 (6-7)
Free Throws--13, Dave Hoppen vs. Canisius, March 13, 1985 (16 att.)
Opponent--9, Reggie Miller, UCLA, March 19, 1985 (9 att.)
Free Throw Attempts--16, Dave Hoppen vs. Canisius, March 13, 1985 (13 made)
Opponent--11, Kevin Freeman, Connecticut, March 21, 1997 (7 made)
Free Throws, No Misses--5, Curt Hedberg vs. Utah State, March 8, 1978
Opponent--9, Reggie Miller, UCLA, March 19, 1985
Rebounds--15, Mikki Moore at Nevada, March 18, 1997
Opponent--16, Bob Allen, Marshall, March 13, 1967;
 16, Tyrone Corbin, DePaul, March 28, 1983
Assists--10, Clifford Scales vs. Arkansas State, March 16, 1989
Opponent--16, Sam Crawford, New Mexico State, March 19, 1993
Blocked Shots--5, Aleks Maric at Hofstra, March 16, 2006
Opponent--8, Walter Downing, DePaul, March 28, 1983
Steals--6, Brian Carr vs. Arkansas-Little Rock, March 26, 1987; Cookie Belcher vs. Washington, March 12, 1997; Cookie Belcher vs. Arkansas, March 12, 1998; Cookie Belcher vs. UNLV, March 10, 1999;
Opponent--8, Dominick Young, Fresno State, March 22, 1996

TEAM GAME

Points--91, vs. Colorado State, March 14, 1996
Opponent--119, by Marshall, March 13, 1967
Points in a Half--52, vs. Colorado State, March 14, 1996 (2nd)
Opponent--61, by Marshall, March 13, 1967 (2nd)
Field Goals--37, vs. Marshall, March 13, 1967 (90 att.)
Opponent--46, by Marshall, March 13, 1967 (90 att.)
Field Goal Attempts--90, vs. Marshall, March 13, 1967 (37 made)
Opponent--90, by Marshall, March 13, 1967 (46 made)
Field Goal Percentage--.588, vs. Washington State, March 19, 1996 (30-51)
Opponent--.621, by TCU, March 15, 1999 (36-58)
3-Point Field Goals--10, vs. Colorado State, March 14, 1996 (17 att.);
 10, at TCU, March 15, 1999 (19 att.)
Opponent--12, by Penn State, March 21, 1995 (28 att.)
3-Point Field Goal Attempts--27, at Hofstra, March 16, 2006 (9 made)
Opponent--28, by Penn State, March 21, 1995 (12 made)
3-Point Field Goal Pct.--.588, vs. Colorado State, March 14, 1996 (10-17)
Opponent--.571, by Arkansas State, March 16, 1989 (8-14)
Free Throws--33, vs. Canisius, March 13, 1985 (41 att.); vs. Tulane, March 26, 1996 (45 att.)
Opponent--29, by Xavier, March 14, 1991 (40 att.)
Free Throw Attempts--45, vs. Tulane, March 26, 1996 (33 made)
Opponent--40, by Xavier, March 14, 1991 (28 made)
Free Throw Percentage--.900, at Ohio State, March 20, 1989 (9-10)
Opponent--.905, Arkansas, March 12, 1998 (19-21)
Rebounds--49, vs. Connecticut, March 19, 1992
Opponent--63, by Marshall, March 13, 1967
Assists--24, three times, most recently vs. Arkansas State, March 16, 1989
Opponent--26, by TCU, March 15, 1999
Blocked Shots--7, at Hofstra, March 16, 2006
Opponent--10, by DePaul, March 28, 1983; by Connecticut, March 21, 1997; by TCU, March 15, 1999;
Steals--15, vs. Washington, March 12, 1997
Opponent--16, by Tulane, March 26, 1996



Mikki Moore led Nebraska to the 1996 NIT championship game, where the Huskers defeated St. Joseph's, 60-56, to earn their first-ever title in basketball.



LETTERWINNERS/AWARD WINNERS164-167

1,000-POINT SCORERS168-171

NEBRASKA BASKETBALL HALL OF FAME174

ALL-TIME COACHING LEDGER175

NEBRASKA YEAR-BY-YEAR RESULTS177-196

The History of NU Basketball

By Mike Babcock

As near as anyone can determine, the University of Nebraska was first represented by a men's basketball team on Feb. 2, 1897, just six years after Dr. James A. Naismith set down the rules of the game at the International YMCA Training School in Springfield, Mass.

A team from the Lincoln YMCA was the opponent, and Nebraska posted an 11-8 victory at Grant Memorial Hall, the home of the Huskers for all but two seasons until the Coliseum opened in 1926. The same teams played in Grant Hall three weeks later with a similar result, as NU won 23-14. Nebraska had to rally in the second game. The *Hesperian*, a student newspaper, reported: "At the end of the first half the score stood 9 to 6 in favor of the visitors but during the second half our boys took a brace and some excellent work was done."

Such was the modest beginning of a program that has enjoyed its greatest success since 1980 as it has earned a 504-379 record and 18 postseason appearances – including six NCAA Tournaments – while adding a Phillips 66 Big Eight Tournament title in 1994 and the 1996 National Invitation Tournament championship title.

Nebraska doubled its schedule in 1898, losing twice to the Lincoln YMCA and splitting two games with the Omaha YMCA. A 16-12 loss against the Omaha YMCA provided evidence as to why Nebraska finished 1-3 that season. According to *The Hesperian* account: "The great difficulty of the University team was mere recklessness. Our boys have been playing with a loose interpretation of the rules. The officials were strict and of course the resulting advantage was in favor of Omaha." Then as now, overly aggressive play had its drawbacks.

Nebraska played teams from other universities for the first time in 1899, winning two games against Nebraska Wesleyan and one against Doane en route to the unofficial state championship. The next season, Nebraska played an out-of-state opponent for the first time, defeating the University of Kansas, 48-8, at Lincoln. That game still ranks as the worst loss for a Jayhawk team and was the first for either school against a present-day NCAA Division I school and the first matching present-day Big 12 Conference institutions.

The Kansas team was coached by Dr. Naismith. The Nebraska student yearbook, *Sombrero*, wrote: "A closely contested game was looked for. The Jayhawkers were, however, completely outclassed, the score being 48-8." Based on the victory against Kansas and four other similarly decisive victories, "the basketball team for this year was undoubtedly superior to any in the west," the *Sombrero* concluded. It would be several years before such a claim could be made again.

Nebraska hired its first full-time coach in 1911. E.O. "Jumbo" Stiehm, who scored 24 points against Nebraska as a Wisconsin basketball player in 1908, coached both football and basketball. His first Husker basketball team won 14 of 15 games, its only loss coming at Minnesota, 40-15. The student newspaper, *The Daily Nebraskan*, blamed the loss on Nebraska's inability to adjust to the Gophers' "100-foot floor."

A *Daily Nebraskan* account of Nebraska's 29-28 season-ending victory against Kansas at Lincoln in 1912 provides evidence that some fans' behavior hasn't changed much over the years.

"The game as a whole was entirely unsatisfactory, being marred by rough tactics of the visitors, incompetent work on the part of the referee and



Bus Whitehead was a two-time All-Big Seven selection in 1949 and 1950.

interruptions by the audience, which were in part justifiable."

Nebraska shared the Missouri Valley Conference championship with Kansas in 1912 and 1914 and won the title outright in 1913 under Stiehm's leadership. The 1913-14 team was "so fast it took a movie camera to catch 'em," according to the *Cornhusker* student yearbook. It was described as a "point-a-minute" team, which wasn't quite accurate. Typically, games lasted 40 minutes (though that wasn't always the case), and Nebraska averaged 30 points per game. Guard Sam Carrier became Nebraska's first All-America basketball player in 1913. He and Carl Underwood led the Huskers to 17 victories in 19 games. Underwood was the Missouri Valley Conference scoring leader with 66 points in 10 conference games.

Nebraska won another conference title outright in 1916, after Sam Waugh replaced Stiehm as the Cornhuskers' coach for one season. Stiehm, who coached the first game of the season before giving way to Waugh, had planned to remain at Nebraska through the basketball season before leaving to become coach and athletic director at Wisconsin. But the Nebraska Athletic Board decided to replace him.

Waugh was succeeded by E.J. "Doc" Stewart, whose three Cornhusker teams had a combined record of 29-23. Nebraska was 22-2 in 1919-20 and 11-3 in 1920-21 under Coach P.J. Schissler. After the 1919-20 season, Schissler challenged the University of Chicago to a game, but to no avail. The Cornhuskers also were invited to a postseason AAU tournament in Atlanta but didn't go.

Schissler's teams played as independents. Nebraska lost its affiliation with the Missouri Valley Conference because of a decision to play a football game against Oklahoma in Omaha in 1919. Conference rules prohibited such games (Oklahoma had not yet joined the Missouri Valley Conference). Nebraska returned to the Missouri Valley Conference in 1921, and Owen Frank replaced Schissler as basketball coach. The remainder of the Roaring 1920s was, for the most part, undistinguished.


Basketball was rough and tumble. There was a center jump after every basket and no requirement to cross mid-court in 10 seconds or less. The ball was a lot different, too, more like a medicine ball, which contributed to some dull games.

The most significant event during the 1920s was the building of the Coliseum, which was dedicated on Feb. 6, 1926. The Cornhuskers dropped a 25-14 decision to Kansas in the first game at their new home, which was built at a cost of \$445,000 and seated 8,000 for basketball. Prior to that, Nebraska played most of its home games in Grant Hall, which seated about a fourth as many fans as the Coliseum and was located just to the north of where the Sheldon Art Gallery now stands.

Athletic Director Fred Leuhring arranged for Nebraska to play its home basketball games at the State Fairgrounds Coliseum in 1921, in order to accommodate more spectators. The Cornhuskers played two seasons at the Fairgrounds Coliseum, which had a wider court than Grant Hall.

The first game there was played on Jan. 14, 1921. Nebraska defeated conference opponent Grinnell 31-10 before an audience of 1,500, according to newspaper estimates. After two seasons, the Cornhuskers returned to Grant Hall, which had been remodeled, and continued to play home games there until the NU Coliseum opened.

Nebraska ended the decade with an 11-5 season under Charles T. Black, a former Kansas All-American in 1928-29. In the next 19 seasons, the Huskers had just two winning



Chuck Jura earned All-Big Eight honors in 1972 for Head Coach Joe Cipriano.



Claude Retherford was the leading scorer on NU's 1949 Big Seven Championship team.

16-10, tied Oklahoma for the Big Seven regular-season championship and defeated the Sooners, 57-56, in a conference playoff to qualify for an NCAA playoff game. The NCAA Tournament was structured differently then, and the Cornhuskers needed to win that playoff to advance into the NCAA field. They lost to Oklahoma A&M, the Missouri Valley Conference champion, 52-35, at Kansas City, Mo. Coach Henry P. Iba's Aggies went on to finish second to Kentucky, coached by Adolph Rupp, in the NCAA Tournament.

In 1949-50, Nebraska again won 16 games and shared the Big Seven crown with Kansas and Kansas State. That marks the last time the conference had a three-way tie at the top. "We were King in our day," Claude Retherford once told a newspaper reporter. "They were firing football coaches left and right, but we packed 'em in. Oh, people were interested in football, but basketball was THE game on the Nebraska campus when we played." Retherford earned All-Big Seven recognition in 1949 after leading the conference in scoring with a 12.4 points-per-game average.

The Cornhuskers had another first-team All-Big Seven performer in 1949, Milton "Bus" Whitehead. The 6-10 center from Scottsbluff, Neb., also earned all-conference honors in 1950, when he averaged a then-school-record 15.7 points per game. Whitehead was named to the District V All-America team by Collier's Magazine. Whitehead also was the first Cornhusker selected to play in the East-West All-Star Game in New York City's Madison Square Garden. When he graduated, Whitehead held nine school scoring records.

Nebraska basketball experienced another drought beginning in 1950-51, with 15 consecutive losing seasons. Despite playing for a team that finished last in the Big Seven in 1952, Husker guard Jim Buchanan earned All-America and all-conference honors. And even though the late Jerry Bush, dubbed the "Big Bear of the Coliseum," never produced a winning team in his nine seasons as head coach at Nebraska, his colorful personality and uncanny ability to fashion upsets kept Cornhusker fans entertained.

The most dramatic upset during Bush's tenure as coach came on Feb. 22, 1958, against Kansas. The Jayhawks featured 7-foot center Wilt Chamberlain and were ranked fourth in the nation when they came to Lincoln. Earlier in the season, the Jayhawks had defeated the Huskers, 102-46, at Lawrence, Kan., with Chamberlain matching Nebraska by scoring 46 points. Nebraska scored a 43-41 victory in the rematch, when 5-9 guard Jim Kubacki hit a 15-foot jump shot with two seconds remaining.

But that's only part of the drama. Kubacki, a senior from Toledo, Ohio, spent all but the final 6:53 of the game sitting on the bench in street clothes, forced there by a knee injury and the kind of fate from which legends are built. When the Cornhuskers' captain, Gary Reimers, left the game with leg cramps, Kubacki convinced Bush to let him suit up. Four minutes and seven seconds later, Kubacki went into the game. Two minutes and 44 seconds after that, he hit the winning shot.

Bush also had the distinction of coaching the school's first 1,000-point scorer, guard Herschell Turner, who came from Indianapolis, Ind., where he was rated the second-best

records, back-to-back campaigns under Coach W.H. Browne in 1935-36 and 1936-37. The 1937 team tied Kansas for the Big Six championship, after finishing second to the Jayhawks in 1936.

The 1930s produced four more Cornhusker All-Americans: center Don Maclay in 1931, guard Steve Hokuf in 1933, guard George Wahlquist in 1936 and guard Robert Parsons in 1937. Maclay was the Big Six scoring leader in 1930, scoring 112 points in 10 league games.

Harry Good was hired as head coach in 1946 and after two losing seasons, turned Nebraska's fortunes around. In 1948-49, Good's Huskers went

high school player in the state as a senior, behind only crosstown-rival Oscar Robertson. Turner earned All-America honors in 1959 and followed with All-Big Eight honors in 1960 and ended his Cornhusker career with 1,056 points.

Following the 1962-63 season, Bush was replaced as head coach by Joe Cipriano, who brought the nickname "Slippery Joe" and up-tempo basketball to the Coliseum. His teams pressed full-court and ran a fast-break offense, which led the Big Eight in scoring average in 1966, 1967 and 1968.

Cipriano's first two teams had a combined record of 17-33. But his third team, in 1965-66, was one of the most successful in school history, finishing 20-5 and second to Kansas in the Big Eight. All-Big Eight guard Grant Simmons, the first Cornhusker to earn academic All-Big Eight honors, was the team's leader.

The 1966-67 team finished 16-9 and made the school's first appearance in the 16-team National Invitation Tournament, played at New York City's Madison Square Garden. Guard Stu Lantz was a two-time All-Big Eight pick and led the Cornhuskers in scoring and rebounding in both 1966-67 and 1967-68.

Guard Marvin Stewart and center Chuck Jura earned All-Big Eight honors for Cipriano in 1971 and 1972, respectively. Guard Jerry Fort, who finished his career with a then-school-record 1,882 points, was the first Nebraska player chosen first-team all-conference three times, from 1974 through 1976. With Fort's leadership, Nebraska began a string of 14 winning seasons.

In the fall of 1976, Cornhusker basketball moved out of the Coliseum and into the state-of-the-art Bob Devaney Sports Center. Located on the State Fairgrounds, the \$13 million athletic complex was financed by a special cigarette tax.

Cipriano coached Nebraska to another 20-victory season in 1977-78. The Cornhuskers, led by All-Big Eight guard Brian Banks, finished with a 22-8 record and advanced to the second round of the NIT. Despite failing health – a battle against cancer that he finally lost – Cipriano shared coaching duties with his assistant, Moe



Andre Smith was the Big Eight Player of the Year for Nebraska in 1981.



Nebraska won the 1996 NIT title at Madison Square Garden. It was the third time since 1980 that the Huskers reached at least the NIT semifinals.

Iba, in 1979-80, and took Nebraska to the NIT again. For their efforts, the duo shared United Press International Big Eight Coach-of-the-Year honors.

Cipriano brought Nebraska into the modern era, coaching 17 seasons and 450 games. His record was 253-197, and those 253 victories represent nearly one-fifth of Nebraska's all-time total. Following Cipriano's death, Iba was named head coach, and he continued Cipriano's winning ways. In Iba's six seasons on the bench, Nebraska was 106-71 and advanced to postseason play four times.

Center Andre Smith was the 1981 Big Eight MVP and twice earned All-Big Eight honors. However, it was the late Jack Moore, a 5-10 playmaker from Muncie, Ind., who captured the hearts of Nebraska fans from 1980 through 1982. Moore earned All-Big Eight honors in 1982, when he won the Naismith Award, given annually to the nation's top player under 6-feet tall. The first three-time academic All-Big Eight pick in Nebraska history, Moore scored 1,204 points and hit .901 from the free throw line during his career.

The cornerstone of Iba's teams from 1983 through 1986 was Omaha, Neb., native Dave Hoppen, a three-time All-Big Eight center and the first Nebraska basketball player to have his jersey number (42) retired by the school. In 1982-83, Hoppen's freshman season, the Cornhuskers were 22-10 and won three games in the NIT before losing to DePaul in the semifinals at Madison Square Garden. The Cornhuskers returned to the NIT each of the next two seasons, advancing to the second round both times.

Hoppen's college career, though, was ended by a knee injury he sustained in a game at Colorado on Feb. 1, 1986. He finished as the school's all-time scoring leader with 2,167 points and broke or tied 19 school records during his four-year stay. After Hoppen's injury, Iba's team regrouped and went on to earn the school's first-ever "official" NCAA Tournament berth. Nebraska lost to Western Kentucky in the first round of the Southeast Regional, 67-59. Following the game, Iba announced his resignation.

On March 27, 1986, Danny Nee was officially introduced as Nebraska's 24th basketball coach. During a news conference to announce his hiring, Nee said a "new era" in Cornhusker basketball was beginning.

Nee's 14 teams appeared in postseason play 11 times and topped the 20-victory mark in seven seasons. In his first season, Nebraska was 21-12 and finished third in the NIT.

After a 13-18 record in his second season, the Cornhuskers got back over the .500 mark with a 17-16 record in 1988-89 and advanced to the second round of the NIT.

Nebraska missed the school single-season record for losses by one in 1989-90 (10-18), then won a school-record 26 games, with only eight losses, in 1990-91. The

Cornhuskers reached the Big Eight Tournament championship game for the first time and advanced to the NCAA Tournament, losing to Xavier 89-84 in the first round of the regionals at Minneapolis, Minn.

The 1990-91 team included two first-round NBA draft picks, senior Rich King and redshirt freshman Eric Piatkowski. The 7-2 King was the tallest player in Cornhusker history.

Piatkowski, Nebraska's sixth-man in 1990-91, went on to win first-team all-conference honors twice. He ranks second on the Cornhuskers' career-scoring list with 1,934 points, and he is the only Nebraska player to finish with at least 1,900 points, 600 rebounds (669) and 300 assists (322). In 2006, Piatkowski became the third Husker, joining Hoppen and Stu Lantz (No. 22), to have his jersey number (52) retired.

Three more NCAA Tournament appearances followed the record-shattering 1991 season. In 1992-93, the Huskers registered their highest league finish under Nee by tying for second in the Big Eight.

In addition to reaching the NCAA Tournament for a fourth consecutive season and recording back-to-back 20-victory seasons for the first time in school history, Nee's 1993-94 team made history by winning the school's first Phillips 66 Big Eight Tournament title. The Cornhuskers defeated Oklahoma, Missouri and Oklahoma State, in that order, to earn the tournament championship.

Nebraska's NCAA Tournament run ended at four in 1994-95, but the Huskers kept their postseason streak alive with an NIT berth, advancing to the second round. The 1995-96 team struggled down the stretch but was back in the NIT and capped its season with a run to the tournament title.

The Huskers won two games on the road and scored more than 80 points in four of their five postseason games. They finished with a 60-56 victory against St. Joseph's at Madison Square Garden.

"The NIT run was incredible when you look at the teams we beat and how we beat them," Nee said after the remarkable run. "I don't care what anybody says, it was domination."


The 1996 NIT championship team was one of the most talented in school history. Two future NBA players, Erick Strickland and 1998 first-round draft pick Tyronn Lue, were in the backcourt. And two other players on the team scored 1,000 career points, Jaron Boone and freshman Venson Hamilton, who would finish his career in 1999 as the school's all-time leading rebounder and shot-blocker.

Lue's contributions as a freshman to the NIT championship team were only a preview of what was to come. The lightning-quick, 6-0 point guard finished his career as the seventh-leading scorer in school history, and he ranked in the top 10 in 12 other career categories. His leadership carried the 1996-97 Cornhusker team, the first to play in the Big 12, to another NIT appearance.

Behind a late-season run, which included Nebraska's longest conference winning streak in 20 years, Nee's 12th team finished fourth in the Big 12 and returned to the NCAA Tournament. The bid was the Cornhuskers' fifth during the 1990s and extended the school-record postseason run to eight.



Tyronn Lue excited Husker fans for three years before declaring for the NBA Draft following his junior season in 1998, when he was NU's third first-round pick of the 1990s.



Venson Hamilton was the second Husker to be named conference player of the year when he earned the award in 1999.

The streak reached nine in 1999, as the Cornhuskers just missed an NCAA Tournament bid and advanced to the second round of the NIT. In the process, NU reached the 20-victory mark for a second consecutive season, and Hamilton was named Big 12 Player of the Year.

The optimism that preceded the 1999-2000 season, Nee's last, quickly faded with the loss of guard Cookie Belcher, who was sidelined by a wrist injury and forced to take a medical redshirt. The Cornhuskers were off-balance almost from the beginning of the season and fell far short of expectations.

Even though Nee became the winningest coach in school history in 1999-2000, getting victory No. 254 to pass Joe Cipriano in the Cornhuskers' final home game against Colorado, his final team finished with an 11-19 record. The 19 losses tied for the most in school history.

With then-Director of Athletics Bill Byrne setting his sites on bringing NU basketball back to national prominence, he hired Barry Collier as the Cornhuskers' new coach on April 5, 2000.

In Collier's first season with the Huskers, Nebraska finished with a 14-16 mark as Belcher returned to the lineup and earned second-team All-Big 12 Conference honors while finishing third in NCAA history for career steals with 353.

The following season, Nebraska collected just 13 wins as the Huskers set a school record for 3-point field goals and had the second-fewest turnovers in school history, both of which ranked in the national top 10. Cary Cochran led the nation at the free-throw line by hitting at a 92.1-percent clip.

The Huskers hit a bump in the road in 2002-03, as Nebraska went just 11-19 but started to make major gains the following season when Nebraska ran to an 18-13 record and its first postseason bid in five years. Nebraska won its first two games in the 2004 NIT, including an exhilarating 71-70 road victory over in-state foe Creighton in the opening round. After a home-court victory over Niagara, the Huskers' season came to an end three days later in a valiant effort at Hawaii when NU came back from 17 points down at halftime to tie the game before the first media timeout of the second period.

Brian Conklin, a 6-11 forward, led Nebraska's charge against Hawaii and, for that matter, all season long as he was a lethal threat from long range. Like every Collier-led team, the Huskers were strong shooters from outside the arc, where Conklin hit a school- and Big 12-record 55.9 percent (66-of-118) from 3-point range, including a gaudy 66 percent in league-only games.

Nebraska struggled the following season but an influx of young talent helped the Huskers remain at .500 with a 14-14 overall record. Freshman guard Joe McCray led the way as he set an NU freshman scoring record with 15.5 points per game and drained a Big Conference freshman record 80 3-pointers on the year. He was only the second

Husker ever to record at least 80 treys in a season and crushed the former school freshman record of 44 set by Piatkowski more than a decade before.

Along with McCray, 6-11 center Aleks Maric made an immediate impact as he broke the NU freshman rebounds record and ranked in the rookie top 10 for blocked shots. Maric – the first Australian to ever play basketball for the Huskers – was a force in the paint as he tied the school freshman record for double-doubles.

The Huskers made their second postseason appearance in three years in 2006 before finishing with a 19-14 record. It was the most wins under Collier and the first time his Huskers won a game at the Big 12 Championship as Nebraska to the semifinals of the conference tourney for the first time since winning the Big Eight Tournament title in 1994.

Collier looked to have a solid base in place for 2006-07 before abruptly resigning in early August to take the position of athletic director at his alma mater, Butler University, ending his career at Nebraska with an 89-91 overall record.

The late opening posed little challenge for former Athletic Director Steve Pederson. A week later, on Aug. 8, 2006, Kenneth 'Doc' Sadler was introduced as the 26th head coach in program history.

Sadler's selection as the leader of the men's basketball program has proven to be a successful venture through his first two seasons in Lincoln. During that time, he has embraced the Husker faithful and provided a breath of excitement across the state. That surge of goodwill was evidenced by fans coming out in droves in Sadler's second season when NU averaged an attendance of more than 10,000 per game at the Devaney Center in league play for the first time since 1997-98.

The success on the court played the biggest part in the ground swell of fan support. Nebraska finished first in the Big 12 and 18th nationally in scoring defense in 2007-08, allowing just 60.7 points per game. It was the second-lowest total in the Husker record book since 1951. NU also held opponents to just 40.2 percent shooting, a total that was 28th nationally and ranked as the third-lowest Husker total since 1961.

Sadler coaxed the Huskers back to the postseason in 2008, earning the program's 15th bid to the National Invitation Tournament. Nebraska went 1-1 in the NIT while securing just the 12th 20-win season in NU history. The Huskers' 20-13 record included a 7-9 record in league play, after starting the Big 12 campaign with an 0-4 mark. NU earned the No. 7 seed at the league championship, where it won just its fifth tournament game in the Big 12 era with a first-round win over Missouri.

With 20 wins in his second season, Sadler had posted 37 wins in his first two years, a total that tied the school mark for a second-year mentor. The original record-holder was Paul Schlisser, who had 37 wins in 1921 and 1922. Sadler also became the first coach in Nebraska history to record at least 17 wins in each of his first two years on the Husker sideline.

Among the 37 victories were four against ranked teams, including back-to-back wins over ranked opponents in 2008. It was the first time since 1999 that NU won consecutive games against ranked teams, and the first time in nine years since winning a road game over a ranked squad.



Aleks Maric finished his career ranked fifth all-time in scoring and second in rebounding, becoming only the third player in Big 12 history to record at least 1,600 points and 1,000 rebounds in a career.

All-Time Letterwinners

Note: Lettermen lists are not available for 1894, 1895, 1897, 1904 and 1906. The year listed is for the year in which the season ended. For example 1918 represents the 1917-18 season.

A A A

Adkins, R.F., 1918
Akromis, Bernard, 1951
Amberson, A.B., 1910
Amen, Paul, 1936-37-38
Anderson, Chuck, 1980
Anderson, Kenneth, 1947-49
Anderson, R.D., 1899
Anderson, R.R., 1900
Anderson, Ryan, 2007-08
Anderson, W.E., 1899-1900
Andresen, Roy H., 1925-26-27
Antulov, Bob, 1964
Artman, Allan, 1942-43-44
Arwood, Jim, 1956-57-58

B B B

Baack, Tom, 1966-67-68
Babson, (no first name) 1901
Badgett, Terrance, 1993-94-95-96
Bailey, Russell, 1919-20-21
Bailous, Anthony, 1986-87
Baker, Howard, 1935-36-37
Balham, Chris, 2007-08
Banks, Brian, 1976-77-78-79
Bargen, Jed, 1988-89
Barger, Gerald, 1932
Barry, Donald, 1946
Barth, Phil, 1960
Beerkle, Wilmer J., 1924-25-26
Beers, F.R., 1905
Bekins, Melvin, 1920-21
Belcher, Cookie, 1997-98-99-01
Belka, Robert, 1933
Bell, Dwight, 1907-08-09
Bell, Paul, 1905-07-08
Benedict, M., 1903
Berwald, Lance, 1980-81
Best, Tom, 1993-94
Black, Leo, 1924-25
Bloss, Dale, 1945
Boeker, Justin, 2001-02
Bohac, Adam, 2001-02-03-04
Boich, Arnold, 1955
Booker, Kenny, 2000
Boone, Jaron, 1993-94-95-96
Bornschiagl, Larry, 1963
Boswell, Hubert, 1932-33
Bottorf, John, 1942-43
Bowers, Bill, 1960-61-62
Bradford, Steffon, 2000-01
Branch, Nate, 1965-66-67
Brooks, Jim, 1969
Brooks, Melvin, 1994-95
Brothers, Ralph, 1896
Brown, Burton, 1943
Brown, Darren, 1986
Brown, John, 1926-27-28
Brown, Joseph, 1946-47-48-50
Bryan, Tom, 1969-71
Buchanan, Demetrius, 1985
Buchanan, Henry T., 1987-88
Buchanan, James, 1950-51-52
Buckendahl, Ross, 1999-2000-02
Buel, Duane, 1954-55-56
Burbach, Chad, 1997-98
Burke, A.G., 1896
Burrus, R.M., 1905-07-08
Buuck, A. Allen, 1960-61

C C C

Cahill, John, 1959
Caldwell, James, 1977
Campbell, H.W., 1916-17
Campbell, Willie, 1965-66-67
Carman, Frank, 1921-22
Carr, Brian, 1984-85-86-87
Carrier, Sam, 1911-12-13
Cassidy, Fred, 1943
Cauble, Ken, 1968-69-70
Cebrun, Harold, 1964
Cech, Henry, 1948-49-50
Cerv, Bob, 1947-48-49-50
Chalk, Leroy, 1969-70-71
Chambers, Phil, 1975
Chandler, Derrick, 1992-93
Chesnut, Ben, 2001
Christline, Cal, 1971-72-73
Chubick, Bruce, 1991-92-93-94
Clemmons, Brennon, 2002-03
Cloudy, Stan, 1983-84
Coard, Eric, 1975-76-77
Cochran, Cary, 1999-2000-01-02
Coker, Fred, 1974
Collins, J.C., 1917
Collins, Ray, 1979-80-81-82
Conklin, Brian, 2001-02-03-04
Conklin, Leonard, 1931
Cook, Thomas, 1946
Coppie, Leland, 1932-33-34
Cortelyou, S.V., 1899-1900-01-02
Coufal, Norman, 1955-56
Cox, Larry, 1974-75-76
Cox, Rodney, 1947-48-49
Cozier, Kenneth J., 1923-24
Cresswell, Chris, 1990-91-92
Cunningham, Bill, 1979
Curran, Sammy, 1980

D D D

Dagunduro, Ade, 2008
Damm, Jim, 1966-67-68
Davey, G. Seldon, 1930-31
Davison, Charles Minot, 1931-32
Davison, Matt, 2000
Day, Bernard, 1986-87
Despot, Srebrenko, 1978
Dewitz, Rufus, 1924
Dock, Titus, 1984
Doebele, Dudley, 1956-57
Dohrmann, Elmer, 1936-37-38
Dolezal, Eric, 1989
Dourisseau, Jason, 2003-04-05-06
Downing, Greg, 1980-81-82-83
Drevo, Andrew, 2003-04
Dworak, Thomas, 1944

E E E

Ebaugh, Floyd, 1936-37-38
Eckelman, Eric, 1979
Ekstrom, Fred, 1924-25-26
Ekwall, Rex, 1955-56-57
Eldridge, Bruce, 1918
Elliott, N.J., 1903
Elliott, Robert, 1937-38-39
Elliott, Thomas, 1926-27-28
Elson, Kenneth, 1942-43
Empkey, Frank, 1966-67
Enright, Mark, 1974
Enright, Roy, 2003
Erwin, Steve, 1973-74-75
Extrom, LeGrand, 1952

F F F

Fagler, Willard, 1952-53-54-55
Farmer, Tony, 1991
Ferguson, J.M., 1903
Ffriend, Kimani, 2000-01
Fields, Rodney, 2000-01
Fisher, Morris, 1929-30-31
Fitz, Don, 1939-40-41
Fitzgibbon, John, 1941-42-43
Fitzpatrick, Wilson, 1958
Florence, Larry, 1997-98-99-2000
Flothow, Paul, 1917
Flynn, W.H., 1917
Ford, Kedrick, 2001-02
Fort, Jerry, 1973-74-75-76
Frank, O.A., 1911-12
Fredstrom, Paul, 1952-53

G G G

Galter, Morris, 1944
Gardner, Charles, 1916
Gardner, J., 1916
Garner, Bernard, 1996-97
Gates, Bob, 1950
Gerelick, Philip, 1926-27
Gerhart, H., 1918
Gibson, J.P., 1911-12
Gillilan, Charles, 1919
Gilreath, Ivan, 1981
Glock, Jason, 1992-94-95-96
Goetze, Hartmann, 1940-41-42
Gohde, George, 1928
Good, Joseph, 1951-52-53
Goodson, Orr, 1924-25
Grace, Harvey, 1928-29-30
Gratopp, Bob, 1968-69-70
Graves, Allen, 1958
Gregory, Amos, 1993
Gregory, Tom, 1971-72
Gribble, George, 1942
Grimm, Lloyd, 1937-38-39
Grupe, Ivan, 1961-62-63
Gutleben, J.S., 1896

H H H

Hagensick, E.H., 1905
Hagensick, Ed, 1902
Hahn, Robert, 1945
Hale, Leland, 1935-36-37
Hamilton, Venson, 1996-97-98-99
Hanzlik, M., 1912-14
Hare, Fred, 1965-66
Hare, Jerry, 1954
Harley, Steve, 2008
Harriman, Brant, 1998
Harris, Lee, 1972
Harris, Rickey, 1974-75-76-77
Harry, Robert, 1958-59-60
Hartley, Harold, 1921
Haskell, Ross, 1912-13-14
Hassler, Francis, 1943
Hawkins, Earl, 1913-14-15
Hay, John, 1940-41
Hayes, Carl, 1990-91-92
Hecox, Fred, 1945-46
Hedberg, Curt, 1975-77-78-79
Heimos, Dan, 2002-03
Heinzelman, Robert, 1942-43
Held, Sidney, 1940-41-42
Henrion, Walter, 1932-33
Henry, Sek, 2007-08
Hester, Wayne, 1958-59-60
Hewitt, I.P., 1902-03
Hiltner, A.H., 1910-11-12
Hiltner, W., 1903

Hinckley, Ryan, 1997
Hoar, J.W., 1903-05-07
Hoemann, Vic, 1945
Hoffman, J.F., 1991-92
Hokuf, Stephen, 1930-31-33
Holder, Allen, 1976-77
Hollins, Kenneth, 1944-45
Holm, Elmer, 1927-28-29
Holmes, Joe, 1999
Hoppen, Dave, 1983-84-85-86
Howard, Terry, 1957
Howard, Warren, 1914
Hubka, Ernest, 1918
Hugg, Ed, 1914-15-16
Hughes, Brett, 1982-83
Hughes, Michael, 1992
Hussey, John W., 1920
Hutchinson, W.C., 1910-11
Hyde, Leslie E., 1913

I I I

Ideus, Chad, 1996
Ingersoll, A.E., 1909-10

J J J

Jackman, Bill, 1985-86-87
Jackson, Carl, 1918-19
Jackson, Don, 1973
Jackson, Jack, 1939
Jackson, Stanley, 1977
Jackson, W.C., 1917
Jaeger, Chad, 1994
Jensen, Clifford, 1930
Johnette, Michael, 1997-98
Johnson, Bill, 1987-88
Johnson, Chad, 1998-99
Johnson, Eric, 1988-89
Johnson, Handy, 1982-83
Johnson, Jamar, 1992-93-94
Johnson, Lenard, 1982-83
Johnson, Nate, 2003-04
Johnson, William, 1952-53-54
Jones, Charles, 1962-63-64
Jones, W.A., 1910
Jungmeier, Walter, 1920
Jungmeier, Wesley, 1920
Jura, Chuck, 1970-71-72

K K K

Kacer, Oldyn, 1919
King, Lyle, 1940-41-42
King, Rich, 1988-89-90-91
Kipper, Paul, 1951
Kirlin, Albert, 1947
Klepser, Merritt J., 1923-25-27
Knutzen, Owen, 1943
Koca, Todd, 1988-89
Koehler, J.P., 1901-02
Koenig, Robert, 1945
Kohl, Adam, 1922
Korte, Robert, 1946
Kortus, Joel, 1963-64-65
Koster, George, 1931-32
Kovanda, William, 1937-38-39
Kowalke, James, 1959-60-61
Krake, L.S., 1905-07
Krall, Robert, 1928-29
Krenk, Nick, 2007-08
Kubacki, Jim, 1956-57-58
Kuhlman, Elza, 1944

L L L

Lantz, Stuart, 1966-67-68
 Lawry, Anton, 1947-48-49-50
 Lawson, Wm. Vinton, 1926
 Leacox, Robert, 1935-36
 Lebsack, Gayle, 1946-47
 Ledsoe, Jim, 2006
 Lee, Brendy, 1972-73-74
 Leitner, Roger, 1967-68
 Lenser, Kurt, 1932
 LeRossignol, Curt, 1971-72
 Letts, Madison, 1932
 Lewandowski, A.J., 1928-29-30
 Lively, Kelly, 1989-90-91
 Livingston, Dale, 1946
 Livingston, Leslie, 1940-41-42
 Loder, Dwight, 1934
 Logan, Chris, 1985-86
 Lue, Tyrone, 1996-97-98
 Lundholm, William, 1959
 Lunney, Kenneth, 1932-33-34

M M M

MacFarlane, Dave, 1980
 Maclay, Donald, 1929-30-31
 Malecek, Joseph, 1949-50
 Mann, Kyle, 1998
 Manning, Pete, 1988-89
 Maric, Aleks, 2005-06-07-08
 Markowski, Andy, 1996-97-98-99
 Marks, Kyle, 2006-07
 Marquiss, Warren, 1943
 Marsh, Ricky, 1973-74
 Marshall, Harvey, 1985-86
 Martin, Sam, 1968-69-70
 Martin, Val, 1976
 Martz, Mike, 1984-85-86-87
 Mason, Paul, 1932-33-34
 Matson, C.E., 1896
 Matzke, John, 1982-84-85-86
 Matzke, Stan, 1952-53-54-55
 Mauch, Arthur, 1931-32
 Maxey, Al, 1959-60
 McCarty, Marques, 2002-03
 McCray, Joe, 2005
 McDonald, Paul, 1977
 McPipe, Carl, 1976-77-78-79
 McVicker, Mark, 1977-78-79-80
 Mercier, Bob, 1951
 Mielenz, Frank, 1926
 Miller, Cookie, 2008
 Mitchell, Alvin, 1997
 Moller, Cliff, 1969
 Moody, Keith, 1990-91
 Moore, Bob, 1978-79
 Moore, Curtis, 1984-85
 Moore, Jack, 1979-80-81-82
 Moore, James, 1984
 Moore, M.S., 1899
 Moore, Mikki, 1994-95-96-97
 Morrell, (no first name), 1912
 Morrison, C.C., 1899
 Morrison, C.E., 1896
 Moser, W.A., 1905-07
 Mosser, Cornelius, 1948
 Muhleisen, Jake, 2002-03-04-05
 Mulvaney, Charles, 1946
 Munger, Glen, 1922
 Munn, Glen B., 1929
 Munn, Glenn, 1928
 Munn, Monte, 1920-21
 Munson, Bob, 1971
 Myers, C.B., 1914-15
 Myrthil, Gerard, 1978-79

N N N

Naderer, Mike, 1978-79-80-81
 Nagl, (no first name), 1912

Nannen, Lyle, 1956-57
 Nannen, Neil, 1962-63-64
 Neal Jr., Marcus, 2004-05
 Nelson, Ben, 2007-08
 Nelson, Douglas, 1944
 Nelson, H., 1916-17
 Nelson, Lawrence, 1936
 Nelson, Leif, 1996
 Neubert, Keith, 1984-86-87
 Newman, Richard, 1919-20-21
 Newton, B.A., 1903
 Nielson, R., 1901
 Nissen, Al, 1970-71-72
 Novak, Terry, 1975-77-78
 Novak, Tom, 1972-73-74

O O O

Olson, Carl, 1928-29
 Othmer, Kenneth, 1927-28
 Owen, L.R., 1911
 Owens, Dapreis, 1989-90-91-92

P P P

Page, Theodore, 1927
 Parsons, Robert, 1936-37-38
 Parsons, Rollin, 1933-34-35
 Parsons, Ronald, 1957
 Patty, Jesse, 1919-20
 Pearson, Brice, 1965
 Perry, H.O., 1908-09-10
 Perry, Marcus, 2006-07
 Peterson, Arthur, 1945
 Peterson, Mike, 1970-71-72
 Petrashek, G.L., 1909-10
 Petsch, Daryl, 1962-63-64
 Phifer, Rylan, 1997-98
 Phillips, Albert, 1918
 Phipps, Hansel, 1931
 Piatkowski, Eric, 1991-92-93-94
 Piatkowski, Troy, 1997-98-99
 Pickett, John, 1919-20
 Pierce, Robert, 1949-50-51
 Pillsbury, M.P., 1899-1902
 Ping, Shang, 2008
 Pitcaithley, Harry, 1939-40
 Placek, E.E., 1896
 Ploetz, John, 1978
 Ponce, David, 1983-84
 Poynter, Floyd, 1920
 Puelze, Dennie, 1962-63

R R R

Ramos, Jose, 1991
 Randall, Albert, 1939-40-41
 Raymond, I., 1902
 Reckeweg, Kent, 1973-74-75
 Reid, Beau, 1988-89-90-91
 Reimers, Gary, 1956-57-58
 Reiners, Al, 1966
 Rekeweg, Jeff, 1987-88
 Renfro, Claude, 1981-82-83
 Renzelman, Gary, 1953-54-55
 Retherford, Claude, 1947-48-49
 Reynolds, Burch, 1919
 Reynolds, James, 2004
 Richardson Jr., Charles, 2004-05-06-07
 Richardson, Ray, 1989-90
 Riddell, Ted, 1917
 Riddlesbarger, W.P., 1922-23
 Riehl, Tony, 1971-72-73
 Robinson II, John, 2001-02
 Robinson, Magnus, 1946
 Rooney, Patrick, 1944
 Roots, Al, 1960-61
 Roy, William, 1955
 Russell, R.C., 1920-22
 Russell, Thomas R., 1961-62
 Rutherford, R.B., 1914-15-16

S S S

Sallee, Chris, 1995-96
 Salomon, Cole, 2008
 Sandbulte, Gerald, 1952-53
 Sandstedt, James, 1946
 Sauer, George, 1932-33
 Scales, Clifford, 1988-89-90-91
 Scantlebury, Tom, 1968-69-70
 Scarlett, Trent, 1982-83
 Schleiger, Richard, 1947-48-49
 Schliep, Bronsen, 2003-04-05-06
 Schmidt, A.C., 1909-10
 Schmidt, A., 1908-09
 Schneider, Leo, 1946
 Schwindt, Andy, 1997
 Sealer, Joel, 1985-86-87
 Seger, Fred, 1952-53-54
 Shaver, Dan, 1967
 Shellenberg, E., 1918-19-20
 Shields, P., 1915-16
 Shields, Paul, 1947-48
 Shipwright, Richard, 1959
 Shoecraft, Jerry, 1979-80-81-82
 Siegel, Bob, 1974-75-76-77
 Simmons, Grant, 1964-65-66
 Simmons, Ron, 1966-67-68
 Simms, Corey, 2002-03-04-05
 Sladovnic, Charles, 1962
 Smaha, Clark, 1925-26-27
 Smidt, Don, 1956-57-58
 Smith, Andre, 1978-79-80-81
 Smith, Austin, 1920-21-22
 Smith, Charles L., 1954-55-56
 Smith, H.B., 1899
 Smith, Mike, 2007
 Smith, Richard, 1988
 Smith, Ronnie, 1984-85
 Smith, Terry, 1982-83
 Smith, Todd, 1999
 Snyder, James, 1951
 Sorensen, Harry, 1934-35-37
 Spear, John, 1922
 Spear, Wallace, 1918-19
 Spears, Jerry, 1964-65
 Sprague, Leon, 1926
 Srb, Richard, 1947-48-49
 Stange, Drew, 1981-82
 Stebbins, (no first name), 1900
 Stegall, Shuan, 2004
 Steinbrook, Lee, 1995
 Stewart, Marvin, 1969-70-71
 Stipsky, Ed, 1931
 Stone, Charles, 1967
 Story, C.M., 1899
 Strahan, James, 1945
 Strickland, Erick, 1993-94-95-96
 Stromer, Byron, 1918
 Strowbridge, Jay-R, 2007-08
 Stryker, Herbert, 1912-13
 Surles, Chester, 1995-96
 Svehla, Matt, 1988-89
 Swank, George, 1959
 Swett, Rex, 1960-61-62

T T T

Tallman, Frank, 1938-39-40
 Tangeman, Robert, 1944
 Taylor, Ron, 1974-75
 Theisen, Ralph, 1916
 Therien, Robert, 1939-40
 Thom, Jim, 1956
 Thomas, (no first name), 1901
 Thomas, Dwight P., 1918
 Thomas, Grant, 1938-39
 Thomas, Ryan, 2000-01
 Thomas, Wilson, 2001-02
 Thompson, John, 1941-42-43
 Thornton, Marcus, 2001
 Tipton, Milo, 1923-24-25

Tipton, Paul, 1922
 Torrens, Lee, 1969-70
 Truscott, Louis, 1999-2000
 Turek, John, 2002-03-04-05
 Turner, Herschell, 1958-59-60

U U U

Underwood, Clinton, 1912-13
 Usher, Willard O., 1923-24-25

V V V

Vacanti, Charles, 1940
 Van Poelgeest, Richard, 1987-88-89-90
 Vance, Deak, 1986
 Velander, Paul, 2007-08
 Vick, Derrick, 1987-88
 Vincent, William, 1962-63
 Volz, Mathias G., 1923-24-25
 Von Seggern, Dale, 1968-69-70

W W W

Wagner, Robert, 1967-68
 Wahlquist, George, 1933-35-36
 Wald, Tom, 1995-96
 Walin, Elmer, 1961
 Walker, B.J., 2006
 Walker, Danny, 2000
 Walker, G.E., 1899
 Walker, Marcus, 2006
 Wall, Jan, 1960-61
 Walsh, Larry, 1950
 Walsh, W.W., 1907-08-09
 Walton, Kenny, 1981-82-83
 Ward, Harrison, 1951
 Warfield, G.A., 1896
 Warren, (no first name), 1901
 Warren, Glen, 1921-22-23
 Waterman, R.L., 1900
 Watters, F.E., 1911
 Watts, Randy, 1971-72
 Webb, Coley, 1964-65-66
 Weber, Don, 1952-53-54
 Wells, William, 1954-57
 Werner, Alton, 1937-38-39
 Wertz, L.E., 1917
 West, Tim, 1980
 Whitaker, Henry, 1934-35-36
 White, Anthony, 1984-85
 White, Jamel, 2006
 Whitehead, Milton, 1948-49-50
 Wicklund, Andrew, 2008
 Widman, Harvey, 1934-35-36
 Wilbrand, Tony, 2003-04-05-06
 Wilkinson, Wes, 2003-04-05-06
 Williams, Eric, 1980-81-83-84
 Williams, Rodney, 1998
 Willis, Stephen, 1975-76
 Wilnes, Norman, 1950-51
 Wischmeier, B. Scott, 1932
 Witte, Willard, 1928-29-30
 Wood, Wilbur S., 1908-09-10
 Woolridge, Andre, 1993
 Wortmann, Craig, 1999-2000
 Wright, Earl, 1963-64
 Wyant, Harlan, 1924

Y Y Y

Yaffee, Irvin, 1939-40
 Yates, James, 1961-64
 Young, Max, 1941-42-43

Husker Award Winners

ALL-AMERICANS (8)

1913	Sam Carrier, Guard
1931	Don Maclay, Center
1933	Steve Hokuf, Guard
1936	George Wahlquist, Guard
1937	Robert Parsons, Guard
1952	James Buchanan, Guard
1959	Herschell Turner, Guard
1978	Carl McPipe, Center

ALL-CONFERENCE (43)

Missouri Valley (10)

1909	W.W. Walsh, Forward
1910	H.O. Perry, Forward
1911	J.P. Gibson, Forward
	O.A. Frank, Guard
1913	Ross Haskell, Forward
	Sam Carrier, Guard
1919	Carl Jackson, Forward
1925	Orr Goodson, Center
	Mathias "Mutt" Volz, Guard
1927	Clark Smaha, Forward

Big Six (8)

1930	Don Maclay, Center
1931	Steve Hokuf, Guard
1933	Steve Hokuf, Guard
1936	George Wahlquist, Forward
1937	Robert Parsons, Guard
1938	Robert Parsons, Guard
1941	Sid Held, Guard
	Don Fitz, Guard

Big Seven (4)

1949	Claude Retherford, Guard
	Milton "Bus" Whitehead, Forward
1950	Milton "Bus" Whitehead, Forward
1952	James Buchanan, Guard

Big Eight (18)

1960	Herschell Turner, Guard
1966	Grant Simmons, Guard
1967	Stuart Lantz, Guard
1968	Stuart Lantz, Guard
1971	Marvin Stewart, Guard
1972	Chuck Jura, Center
1974	Jerry Fort, Guard
1975	Jerry Fort, Guard
1976	Jerry Fort, Guard
1978	Brian Banks, Guard
1980	Andre Smith, Center
1981	Andre Smith, Center
1982	Jack Moore, Guard
1984	Dave Hoppen, Center
1985	Dave Hoppen, Center
1986	Dave Hoppen, Center
1993	Eric Piatkowski, Guard
1994	Eric Piatkowski, Guard

Big 12 (3)

1998	Tyronn Lue, Guard
1999	Venson Hamilton, Center
2008	Aleks Maric, Center

BIG EIGHT

COACH OF THE YEAR (6)

1966	Joe Cipriano (AP)
1978	Joe Cipriano (UPI)
1980	Moe Iba (AP/UPI)
	Joe Cipriano (UPI)
1981	Moe Iba (UPI)
1991	Danny Nee (AP/UPI)

CONFERENCE PLAYER OF THE YEAR (2)

Big Eight (1)

1981	Andre Smith (AP/UPI)
------	----------------------

Big 12 (1)

1999	Venson Hamilton (AP/Coaches)
------	------------------------------

BIG EIGHT FRESHMAN OF THE YEAR (1)

1993	Eric Strickland (AP/Coaches)
------	------------------------------

WORLD UNIVERSITY GAMES (2)

1985	Dave Hoppen, Center (Silver)
1993	Eric Piatkowski, Guard (Gold)

WORLD CHAMPIONSHIPS (1)

1954	Bill Johnson, Forward (U.S., Gold)
------	------------------------------------

22 & UNDER WORLD CHAMPIONSHIPS (1)

1997	Tyronn Lue, Guard (U.S., Fifth)
------	---------------------------------

21 & UNDER WORLD CHAMPIONSHIPS (1)

2005	Aleks Maric (Australia, Fourth)
------	---------------------------------

U.S. OLYMPIC FESTIVAL (3)

1983	Dave Hoppen, Center (Bronze)
	Moe Iba, Coach, North (Bronze)
1991	Eric Piatkowski, Guard (Gold)

Note: Piatkowski was named to the 1991 U.S. Olympic Festival All-Tournament Team.

NABC ALL-STAR GAME (4)

1972	Chuck Jura, Center
1991	Rich King, Center
1994	Eric Piatkowski, Guard
2008	Aleks Maric, Center

JACK MOORE AWARD

Aleks Maric was honored as the 2008 Jack Moore Award winner as the team's Most Outstanding Player. Maric capped one of the most prolific careers in Nebraska history as he led the Cornhuskers to the postseason in 2007-08.


Maric paced Nebraska for the second straight year in scoring (15.7 ppg) and rebounding (10.2 rpg). He was one of only three players in the Big 12 Conference to average a double-double on the year, and set the league career record for double-doubles in conference-only games at 26.

The Sydney, Australia, native etched his name across the Big 12 and Nebraska record books while finishing his career as a first-team All-Big 12 and All-Region selection. He finished his illustrious Husker career ranked fifth all-time at Nebraska in scoring (1,630 points), second in rebounds (1,030) and sixth in blocked shots (145). Maric also tied the NU single-season record with 335 rebounds in 2007-08 while his 10.2 rebounds per game were the most by a Husker since Chuck Jura set the school record with 11.2 boards per game in 1971-72.

Maric not only made a name for himself at Nebraska, but will be remembered as one of the top post players in the Big 12 era. He became only the third player since the formation of the Big 12 Conference to record more than 1,600 points and 1,000 rebounds, joining Kansas' Nick Collison and Missouri's Arthur Johnson. Maric set the Big 12 record for rebounds in conference-only games with 576 during his career, while his 1,630 points rank among the top 25 in Big 12 history.

The award is named for late-Husker guard Jack Moore, a 5-9 playmaker who set 17 school records in a career that ended in 1982. Moore was presented with the 1982 Francis Pomeroy-Naismith Award as the best collegiate player in the nation under six feet tall. A consensus All-Big Eight performer in 1982, Moore was killed in a plane crash in March of 1984.

Year	Player	Position	Year	Player	Position
1984-85	Dave Hoppen	Center	1996-97	Tyronn Lue	Guard
1985-86	Dave Hoppen	Center	1997-98	Tyronn Lue	Guard
	Bernard Day	Forward	1998-99	Venson Hamilton	Center
1986-87	Brian Carr	Guard	1999-2000	Larry Florence	Forward
1987-88	Henry T. Buchanan	Guard	2000-01	Cookie Belcher	Guard
1988-89	Eric Johnson	Guard	2001-02	Cary Cochran	Guard
1989-90	Clifford Scales	Guard	2002-03	Andrew Drevo	Forward
1990-91	Rich King	Center	2003-04	Nate Johnson	Guard
	Beau Reid	Forward	2004-05	Joe McCray	Guard
	Clifford Scales	Guard		Jason Dourisseau	Guard
1991-92	Jamar Johnson	Guard	2005-06	Jason Dourisseau	Guard
1992-93	Eric Piatkowski	Forward		Wes Wilkinson	Forward
1993-94	Eric Piatkowski	Forward	2006-07	Charles Richardson Jr.	Guard
1994-95	Jaron Boone	Guard		Marcus Perry	Guard
1995-96	Eric Strickland	Guard	2007-08	Aleks Maric	Center



Aleks Maric became the first center to win the team's MVP award since Big 12 Player of the Year Venson Hamilton earned the honor in 1999.

Huskers in the NBA Draft

The first NBA draft of collegiate players was held following the 1947-48 season, but the league did not begin to keep records of team-by-team draft lists until 1952. Here is a list of the 26 Cornhusker players drafted by the NBA since 1949:

1949	Claude Retherford, St. Louis Bombers
1950	Bus Whitehead, Chicago Stag (7th)
1951	Bob Pierce, Indianapolis Olympians (5th)
1952	Jim Buchanan, Boston Celtics (6th)
1954	Bill Johnson, Boston Celtics (11th)
1960	Herschell Turner, Syracuse Nationals (6th)
1966	Grant Simmons, Washington Bullets (12th)
1967	Willie Campbell, Seattle SuperSonics (15th)
1968	Stuart Lantz, Houston Rockets (3rd) Tom Baack, Detroit Pistons (10th)
1970	Jim Brooks, Houston Rockets (12th)
1971	Marvin Stewart, Philadelphia 76ers (2nd) Leroy Chalk, Boston Celtics (13th)

1972	Chuck Jura, Chicago Bulls (3rd) Mike Peterson, Portland Trail Blazers (16th)
1974	Brendy Lee, Atlanta Hawks (10th)
1976	Jerry Fort, Boston Celtics (3rd)
1979	Carl McPipe, Philadelphia 76ers (5th)
1981	Andre Smith, Cleveland Cavaliers (7th)
1982	Jack Moore, K.C. Kings (9th)
1985	Curtis Moore, K.C.-Omaha Kings (6th)
1986	Dave Hoppen, Atlanta Hawks (3rd)
1991	Rich King, Seattle SuperSonics (1st/14th pick)
1994	Eric Piatkowski, Indiana Pacers (1st/15th pick)
1998	Tyronn Lue, Denver Nuggets (1st/23rd pick)
1999	Venson Hamilton, Houston Rockets (2nd/50th pick)

Note: Nate Branch was drafted by the American Basketball Association's Oakland franchise in 1967; Stuart Lantz was drafted by Oakland in 1968; Marvin Stewart was drafted by the New York Nets in 1971; and Chuck Jura was selected by the Utah Stars in 1972.



Eric Piatkowski was one of three former Huskers selected in the first round of the NBA Draft in the 1990s.

Academic Honors

ACADEMIC

ALL-AMERICANS (5)

1972	Chuck Jura, 3rd team
1981	Jack Moore, 2nd team
1984	John Matzke, 2nd team
1989	Beau Reid, 3rd team
1991	Beau Reid, 3rd team

POSTGRADUATE SCHOLARS (6)

NCAA (5)

1972	Al Nissen
1986	John Matzke
1987	Bill Jackman
1991	Beau Reid
2006	Bronsen Schliep

Big Eight (1)

1976	Kent Reckaway
------	---------------

Big 12 (1)

2006	Bronsen Schliep
------	-----------------

ACADEMIC

ALL-CONFERENCE (49)

Big Eight (25)

1966	Grant Simmons, Guard
1972	Chuck Jura, Center
1974	Tom Novak, Guard
1975	Larry Cox, Forward/Center
1976	Larry Cox, Forward/Center
1978	Curt Hedberg, Forward

1979	Curt Hedberg, Forward
1980	Jack Moore, Guard
1981	Jack Moore, Guard
1982	Jack Moore, Guard
1984	John Matzke, Forward
1985	John Matzke, Forward Dave Hoppen, Center
1986	John Matzke, Forward Brian Carr, Guard
1987	Brian Carr, Guard Bill Jackman, Forward
1988	Henry T. Buchanan, Guard
1989	Beau Reid, Forward
1990	Rich King, Center
1991	Beau Reid, Forward
1992	Bruce Chubick, Forward
1993	Bruce Chubick, Forward
1994	Bruce Chubick, Forward
1995	Jason Glock, Guard

Big 12 (24)

1996	Leif Nelson, Center Erick Strickland, Guard
1997	Andy Markowski, Forward
1998	Andy Markowski, Forward
1999	Andy Markowski, Forward
2002	Cary Cochran, Guard Brian Conklin, Forward
2003	John Turek, Forward
2004*	Adam Bohac, Guard Brian Conklin, Forward Jason Dourisseau, Guard



Jason Dourisseau was a team leader on the court and in the classroom where he was a three-time, first-team academic All-Big 12 honoree.

	Jake Muhleisen, Guard
	John Turek, Forward
	Tony Wilbrand, Center
2005	Jason Dourisseau, Guard Jake Muhleisen, Guard Bronsen Schliep, Forward John Turek, Forward Tony Wilbrand, Center

2006	Jason Dourisseau, Guard Bronsen Schliep, Forward Tony Wilbrand, Center
2007	Paul Velander, Guard
2008	Paul Velander, Guard

**Big 12 record six first-team selections in 2004.
NOTE: No team selected from 1967 through 1971.*

1,000-Point Scorers

1. DAVE HOPPEN – 2,167 POINTS

6-11, 235, C, 1983-86, Omaha, Neb. (Benson)

Three-time All-Big Eight center Dave Hoppen finished his career as Nebraska's all-time leading scorer with 2,167 points. Hoppen, whose four-year collegiate career was cut short by a knee injury in a game at Colorado, Feb. 1, 1986, broke or tied 19 Nebraska records and five Big Eight marks during his standout career. A native of Omaha, Neb., Hoppen was the first player in Husker basketball history to have his jersey number (42) retired. Originally drafted by the NBA's Atlanta Hawks in the third round of the 1986 draft, he played with both Charlotte and Philadelphia, and a stint in the CBA. Hoppen was inducted into the Nebraska Basketball Hall of Fame in 1996.



Season	G-GS	FG-FGA	Pct.	FT-FTA	Pct.	Reb.-Avg.	TP-Avg.
1982-83	32-32	163-311	.524	119-159	.784	161-5.0	445-13.9
1983-84	30-30	220-367	.599	158-208	.760	207-6.9	598-19.9
1984-85	30-30	270-418	.646	164-210	.781	258-8.6	704-23.5
1985-86	19-19	151-245	.616	118-147	.803	147-7.7	420-22.1
Totals	111-111	1,804-1,341	.600	559-724	.772	773-7.0	2,167-19.5

2. ERIC PIATKOWSKI – 1,934 POINTS

6-7, 215, F, 1991-94, Rapid City, S.D. (Stevens)

One of only two players in school history to play on four consecutive NCAA Tournament teams, Eric Piatkowski finished his career as the second-leading scorer in school history with 1,934 points. The Most Valuable Player in the 1994 Phillips 66 Big Eight Tournament, Piatkowski had a school and tournament-record 42-point outburst in Nebraska's first-round victory over Oklahoma. A two-time, first-team All-Big Eight pick, Piatkowski averaged 21.5 points in his final season as a Husker, and became the first player in school history to score 1,900 points (1,934), grab 600 rebounds (669) and dish out 300 assists (322). A first-round draft pick of the NBA's Indianapolis Pacers, Piatkowski's draft rights were then traded to the Los Angeles Clippers, who he played with for eight seasons before joining the Houston Rockets during the summer of 2003. He was traded to the Chicago Bulls in the summer of 2004 and signed with the Phoenix Suns for 2006 and 2007. Piatkowski's jersey No. 52 was retired by the Huskers in 2006, the same year he was inducted into the Nebraska Basketball Hall of Fame.




Season	G-GS	FG-FGA	Pct.	3PT-FGA	Pct.	FT-FTA	Pct.	Reb.-Avg.	Pts.-Avg.
1990-91	34-1	128-275	.465	44-127	.346	72-86	.837	125-3.7	372-10.9
1991-92	29-28	144-338	.426	47-136	.346	79-109	.725	184-6.3	414-14.3
1992-93	30-30	178-367	.485	48-129	.372	98-129	.760	171-5.7	502-16.7
1993-94	30-30	226-456	.496	63-172	.366	131-165	.794	189-6.3	646-21.5
Totals	123-89	676-1,436	.471	202-564	.358	380-489	.777	669-5.4	1,934-15.7

3. JERRY FORT – 1,882 POINTS

6-3, 170, G, 1973-76, Chicago, Ill. (Franciscan)

The first Husker basketball player to earn All-Big Eight honors for three straight seasons, Jerry Fort finished his career with 1,882 points – a record that stood for nine seasons, until Dave Hoppen broke it, Dec. 15, 1985. Fort was a third-round draft pick of the Boston Celtics following his senior season. He scored a then-school-record 40 points against Missouri as a junior. Fort was inducted into the Nebraska Basketball Hall of Fame in 1991.




Season	G-GS	FG-FGA	Pct.	FT-FTA	Pct.	Reb.-Avg.	TP-Avg.
1972-73	26-18	151-349	.433	74-104	.712	106-4.0	376-14.5
1973-74	26-26	207-484	.428	54-88	.614	110-4.2	468-18.0
1974-75	26-26	218-508	.429	89-138	.645	91-3.5	525-20.2
1975-76	27-27	201-452	.445	111-156	.712	87-3.2	513-19.0
Totals	105-97	777-1,793	.433	328-486	.675	394-3.8	1,882-17.9

4. ANDRE SMITH – 1,717 POINTS

6-7, 215, C/F, 1978-81, Chicago, Ill. (Kennedy)

Andre Smith closed his brilliant four-year career in 1980-81 when he led the Big Eight Conference in scoring with a 19.5 average in league-only games. Smith was named the conference's player of the year for his efforts – the only Husker to earn that honor in the Big Eight era. Smith was also a two-time all-conference selection. He scored 1,717 points and grabbed 753 rebounds during his Husker career and was chosen in the seventh round of the 1981 NBA Draft by the Cleveland Cavaliers. He was inducted into the Nebraska Basketball Hall of Fame in 1994.



Season	G-GS	FG-FGA	Pct.	FT-FTA	Pct.	Reb.-Avg.	TP-Avg.
1977-78	30-2	105-190	.533	68-111	.613	144-4.8	278-9.3
1978-79	27-27	146-256	.570	72-110	.655	186-6.9	364-13.5
1979-80	31-31	237-388	.610	126-189	.670	251-8.1	600-19.4
1980-81	26-26	185-314	.589	105-152	.691	172-6.6	475-18.3
Totals	114-86	673-1,148	.586	371-562	.660	753-6.6	1,717-15.1

5. ALEKS MARIC – 1,630 POINTS

6-11, 275, C, 2005-08, Sydney, Australia (Life Center (N.J.)/Australian Institute for Sport)

Aleks Maric was one of the most dominant big men in the first 12 years of the Big 12 era. The Aussie was a first-team All-Big 12 selection by the Associated Press as a senior and a two-time second-team pick by the coaches. During his senior year, he became only the third player in league history to record at least 1,500 points and 1,000 rebounds in a career. Maric tied the school single-season record with 335 boards as a senior in 2007-08. Maric led NU and ranked in the top seven in the league in scoring, rebounding, field-goal percentage and blocked shots as a senior. He finished his career tying or breaking 19 Nebraska and Big 12 Conference records. After declaring for the NBA Draft following his sophomore season, Maric withdrew and returned to Nebraska where he became just the ninth player in program history to reach 1,000 points before the start of his senior campaign (and 24th player overall).




Season	G-GS	FG-FGA	Pct.	3FG-Att.	Pct.	FT-FTA	Pct.	Reb.-Avg.	TP-Avg.
2004-05	27-10	79-165	.479	0-2	.000	58-81	.716	169-6.3	216-8.0
2005-06	31-26	116-246	.472	0-0	.000	107-175	.611	251-8.1	339-10.9
2006-07	30-30	203-359	.565	3-10	.300	147-216	.681	260-8.7	556-18.5
2007-08	33-33	191-332	.575	1-6	.167	136-207	.657	335-10.2	519-15.7
Totals	121-99	589-1,102	.534	4-18	.222	448-679	.660	1,015-8.4	1,630-13.5

6. JARON BOONE – 1,609 POINTS

6-6, 195, G, 1993-96, Salt Lake City, Utah (Skyline)

Jaron Boone played in 127 games and started 102 to rank third and fourth, respectively, in school history. Boone became the 17th player in school history to reach 1,000 points, but just the fifth to do so before completing his junior season. Boone earned second-team All-Big Eight honors as a junior and helped Nebraska to the NIT championship his senior year. Boone's 559 points in his junior season is the seventh-highest single-season output in school history. Boone scored at least 20 points 18 times in his career and ranks among the school leaders in 3-point shots made (third, 181) and attempted (fourth, 501), assists (third, 446) and minutes (fourth, 3,624).




Season	G-GS	FG-FGA	Pct.	3FG-Att.	Pct.	FT-FTA	Pct.	Reb.-Avg.	TP-Avg.
1992-93	31-8	76-185	.411	17-57	.298	46-56	.821	72-2.3	215-6.9
1993-94	30-28	138-290	.476	35-95	.368	55-78	.705	78-2.6	366-12.2
1994-95	32-32	199-455	.437	70-182	.385	91-134	.679	106-3.3	559-17.5
1995-96	34-34	162-397	.408	59-167	.353	86-123	.699	92-2.7	469-13.8
Totals	127-102	575-1,327	.433	184-501	.367	274-387	.708	348-2.7	1,609-12.7

7. ERICK STRICKLAND – 1,586 POINTS

6-3, 210, G, 1993-96, Bellevue, Neb. (West)

One of two 1,000-point scorers on the 1995-96 team, Erick Strickland finished his career with 1,586 points. Strickland was a second-team all-conference selection as a senior when he led the team in scoring (14.7) and was named the MVP of the NIT. Strickland played in 127 career games, tied for third in school history, and started 84. His 516 points during his senior season rank 14th in school single-season history. A three-time member of the Big Eight All-Defensive Team, he is second in steals at NU with 257. Strickland ranks fourth in 3-point field goals made (179), third in 3-point field goal attempts (512) and fifth in assists (414). He spent nine years in the NBA, including four with the Dallas Mavericks and two with the Milwaukee Bucks. He will be inducted into the Nebraska Basketball Hall of Fame on Jan. 17, 2009




Season	G-GS	FG-FGA	Pct.	3FG-Att.	Pct.	FT-FTA	Pct.	Reb-Avg	TP-Avg.
1992-93	31-6	84-185	.454	32-88	.364	43-59	.729	63-2.0	243-7.8
1993-94	30-13	102-241	.423	41-117	.350	77-95	.811	103-3.4	322-10.7
1994-95	31-31	175-394	.444	54-160	.338	101-139	.727	167-5.4	505-16.3
1995-96	35-34	174-399	.436	52-148	.351	116-141	.823	170-4.9	516-14.7
Totals	127-84	535-1,219	.439	179-512	.350	337-434	.776	503-4.0	1,586-12.5

8. TYRONN LUE – 1,577 POINTS

6-0, 175, G, 1996-98, Mexico, Mo. (Raytown)

Tyronn Lue became one of the few Huskers to eclipse the 1,000-point mark by early in his junior season. He finished his career with 1,577 points before turning pro a year early. Lue was a first-round NBA draft pick of the Denver Nuggets before being traded on draft night to the Los Angeles Lakers where he won a pair of NBA titles. He also played for the Washington Wizards, Orlando Magic, Houston Rockets, Atlanta Hawks, Dallas Mavericks and Milwaukee Bucks. Lue ranks in the top 10 in 13 Husker career categories, including assists (fourth, 432), 3-pointers (seventh, 145), games started (eighth, 96) and steals (sixth, 154). Lue started 96 of 99 games in his Husker career and led NU to three straight postseason appearances, including an NCAA berth in 1998.




Season	G-GS	FG-FGA	Pct.	3FG-Att.	Pct.	FT-FTA	Pct.	Reb-Avg	TP-Avg.
1995-96	35-34	105-232	.453	20-61	.328	66-96	.688	106-3.0	296-8.5
1996-97	32-30	215-476	.452	47-137	.343	126-155	.813	93-2.9	603-18.8
1997-98	32-32	240-547	.439	78-209	.373	120-145	.828	137-4.3	678-21.2
Totals	99-96	560-1,255	.446	145-407	.356	312-396	.788	336-3.4	1,577-15.9

9. COOKIE BELCHER – 1,552 POINTS

6-4, 205, G, 1997-2001, Mexico, Mo. (Mexico)

During the 1999 season, Cookie Belcher became the 21st player in school history to join the Huskers' 1,000-point club. With another stellar campaign in 2001, he moved into the Huskers' all-time top 10, finishing his career with 1,552 points. He was just the eighth player in NU history to reach 1,000 points before the start of his senior season. Belcher made a strong mark on the Husker record books in other areas. He owns the Nebraska game, season and career records for steals and finished his career ranked third in NCAA history with 353 steals. He also ranks in the top 10 on NU's career 3-point (sixth, 146) and assist lists (second, 477) and owns the school records for most career starts (129) and games played (131). He enjoyed a successful professional career in Europe for seven years.



Season	G-GS	FG-FGA	Pct.	3FG-Att.	Pct.	FT-FTA	Pct.	Reb-Avg	TP-Avg.
1996-97	33-33	117-256	.457	30-76	.395	41-83	.494	126-3.8	305-9.2
1997-98	32-32	135-305	.443	29-102	.284	55-87	.632	126-3.9	354-11.1
1998-99	32-32	137-320	.428	39-128	.305	64-102	.627	107-3.3	377-11.8
1999-00	4-2	10-16	.625	0-1	.000	4-7	.571	15-3.8	24-6.0
2000-01	30-30	177-394	.449	48-143	.336	90-121	.744	152-5.1	492-16.4
Totals	131-129	576-1,291	.446	146-450	.324	255-400	.638	526-4.0	1,552-11.9

10. RICH KING – 1,475 POINTS

7-2, 260, C, 1988-91, Omaha, Neb. (Burke)

The tallest player in Nebraska history at 7-2, Rich King finished his career with 1,475 points and then-school records for blocked shots (183) and games played (124). King had a big hand in the Huskers' record-breaking 26-8 campaign in 1990-91, as he led the team in scoring (15.5 ppg) and rebounding (8.1 rpg) en route to honorable-mention All-America honors from both AP and UPI. A first-round draft pick of the Seattle SuperSonics in the 1991 NBA Draft, King tied Jerry Fort's then-school single-game scoring record with a 40-point outburst against Northern Illinois, Feb. 18, 1991.




Season	G-GS	FG-FGA	Pct.	3FG-Att.	Pct.	FT-FTA	Pct.	Reb-Avg	Pts-Avg.
1987-88	29-5	56-108	.519	0-0	---	24-34	.706	84-2.9	136-4.7
1988-89	33-22	136-235	.579	0-0	---	91-139	.655	195-5.9	363-11.0
1989-90	28-21	170-305	.557	0-0	---	110-158	.696	208-7.4	450-16.1
1990-91	34-27	202-352	.574	2-5	.400	120-179	.670	274-8.1	526-15.5
Totals	124-75	564-1,000	.564	2-5	.400	345-510	.676	761-6.1	1,475-11.9

11. VENSON HAMILTON – 1,416 POINTS

6-10, 240, C, 1996-99, Forest City, N.C. (Oak Hill Academy)

One of two Huskers to reach the 1,000-point plateau in 1998-99, Venson Hamilton was a four-year standout for Coach Danny Nee. Hamilton finished his career with 1,416 points and ranks 11th on NU's all-time scoring list. His senior season was one of the finest campaigns in school history. For his efforts, Hamilton earned Big 12 Player-of-the-Year honors, the first Husker since 1981 to capture that prestigious award. Hamilton still owns NU records for rebounds (1,080) and blocked shots (241) and is second in games played (129). Hamilton was just the fourth player all-time among Big 12 schools to score 1,000 points, grab 1,000 rebounds and block 200 shots in his collegiate career. He was a second-round draft pick of the Houston Rockets, and has since experienced a successful professional career in Europe.



Season	G-GS	FG-FGA	Pct.	3FG-Att.	Pct.	FT-FTA	Pct.	Reb-Avg	TP-Avg.
1995-96	32-1	71-130	.546	0-1	.000	54-100	.540	161-5.0	196-6.1
1996-97	32-25	124-215	.577	0-0	---	96-148	.649	269-8.4	344-10.8
1997-98	32-30	139-269	.517	0-0	---	80-144	.556	315-9.8	358-11.2
1998-99	33-32	194-388	.500	0-1	.000	130-198	.657	335-10.2	518-15.7
Totals	129-88	528-1,002	.527	0-2	.000	360-590	.610	1,080-8.4	1,416-11.0

12. CARL MCPPIPE – 1,300 POINTS

6-8, 225, C, 1976-79, Hammond, Ind. (Technical)

One-half of the "Hammond Hustlers" (Brian Banks was the other), 'Pipe' and 'BB' provided Nebraska with a great four-year, one-two punch. McPipe, a three-year starter, finished his career with 1,300 points. As a junior, McPipe earned USBWA District V honors and was one of 12 starters designated as an All-American by the Citizens Savings Athletic Foundation. In his final year in a Husker uniform, Banks was a repeat pick on the USBWA team and a fifth-round draft selection of the Philadelphia 76ers.




Season	G-GS	FG-FGA	Pct.	FT-FTA	Pct.	Reb-Avg	TP-Avg.
1975-76	20-1	25-67	.373	16-22	.727	58-2.9	66-3.3
1976-77	29-29	183-376	.487	74-108	.685	241-8.3	440-15.2
1977-78	29-29	190-357	.532	65-97	.670	228-7.9	445-15.3
1978-79	26-26	148-326	.454	53-90	.589	196-7.5	349-13.4
Totals	104-85	546-1,126	.485	208-317	.656	723-7.0	1,300-12.5

13. TOM BAACK – 1,299 POINTS

6-5, 192, F, 1966-68, Fort Wayne, Ind. (Concordia)

Tom Baack, a 1995 Nebraska Hall of Fame inductee, finished his career with 1,299 points, a figure that stood as the school record until guard Jerry Fort came along 10 years later. He played on three straight winning NU teams from 1965 through 1968, and helped the Huskers to an NIT appearance in 1966-67—NU's first-ever bid to the nation's oldest postseason tournament. Known for his satin-smooth jumpshot, Baack had a 17.3 points-per-game average for his career, which still ranks third in school history. Baack served as an assistant at Nebraska for eight seasons after his playing days. He was selected in the 10th round of the 1968 NBA Draft by the Detroit Pistons.




Season	G	FG-FGA	Pct.	FT-FTA	Pct.	Reb.-Avg.	TP-Avg.
1965-66	25	147-325	.452	92-108	.852	106-4.2	386-15.4
1966-67	25	188-401	.469	73-90	.811	152-6.1	449-18.0
1967-68	25	191-412	.466	82-99	.828	134-5.4	464-18.6
Totals	75	526-1,138	.462	247-297	.832	392-5.2	1,299-17.3

14. STUART LANTZ – 1,269 POINTS

6-3, 175, G, 1966-68, Uniontown, Pa.

Stuart Lantz teamed with Tom Baack to give Nebraska a potent one-two offensive punch. Lantz finished his career with 1,269 points and 571 rebounds. A two-time All-Big Eight pick, Lantz went on to play eight years in the NBA with four teams (San Diego/Houston Rockets, Detroit Pistons, New Orleans Jazz, Los Angeles Lakers). A charter member of the Nebraska Basketball Hall of Fame, Lantz had his jersey (No. 22) retired in the fall of 1989. He has been the Lakers' television color commentator since 1987.



Season	G	FG-FGA	Pct.	FT-FTA	Pct.	Reb.-Avg.	TP-Avg.
1965-66	25	125-290	.431	56-85	.659	199-8.0	306-12.2
1966-67	25	190-368	.516	101-129	.783	193-7.7	481-19.2
1967-68	25	173-349	.495	136-181	.757	179-7.2	482-19.2
Totals	75	488-1,007	.485	293-395	.742	571-7.6	1,269-16.9

15. CHUCK JURA – 1,255 POINTS

6-10, 220, C, 1970-72, Schuyler, Neb.

One of the top all-around centers in Nebraska history, Chuck Jura's 1,255 points rank 15th on the school's all-time list, and trail Stuart Lantz's career total by 14 points. Jura earned All-Big Eight honors as a senior and was an academic All-Big Eight choice. One of only six players in NU history to average more than 20 points in a season (21.2), Jura ranks sixth on the rebounding chart (740) and his 11.7 rebounds per game (305 total) in his final season are still an NU single-season record. Like Lantz, Jura was a charter member of the Nebraska Basketball Hall of Fame. A third-round NBA draft pick by the Chicago Bulls, Jura played professional basketball in Europe for several seasons.



Season	G	FG-FGA	Pct.	FT-FTA	Pct.	Reb.-Avg.	TP-Avg.
1969-70	25	99-205	.483	51-86	.593	192-7.7	249-9.9
1970-71	26	181-306	.592	93-160	.594	243-9.3	455-17.5
1971-72	26	220-399	.551	111-181	.613	305-11.7	551-21.2
Totals	77	500-910	.549	255-427	.597	740-9.6	1,255-16.3

16. LARRY FLORENCE – 1,223 POINTS

6-5, 220, F, 1997-2000, Phenix City, Ala.

Forward Larry Florence surpassed the 1,000-point milestone midway through the 1999-2000 season. Florence ranks third at Nebraska in career starts (105) and is tied for eighth in games played (123). A four-year starter, Florence was Nebraska's captain as a senior and led the Huskers in scoring at 13.0 points per game. In his senior season, Florence earned honorable-mention All-Big 12 honors from the league's coaches. Florence also earned the reputation as a strong defender and a hard worker in the weight room. He was named the Husker Power Male Athlete of the Year for all sports in 1999 and was a three-time men's basketball lifter of the year.




Season	G-GS	FG-FGA	Pct.	3FG-Att.	Pct.	FT-FTA	Pct.	Reb.-Avg.	TP-Avg.
1996-97	30-29	92-240	.383	1-7	.143	41-58	.707	113-3.8	226-7.5
1997-98	30-19	115-259	.444	1-5	.200	37-63	.587	110-3.7	268-8.9
1998-99	33-27	133-262	.508	1-4	.250	73-99	.737	135-4.1	340-10.3
1999-00	30-30	156-389	.401	8-32	.250	69-105	.657	161-5.4	389-13.0
Totals	123-105	496-1,150	.431	11-48	.229	220-325	.677	519-4.2	1,223-9.9

17. JACK MOORE – 1,204 POINTS

5-9, 165, G, 1979-82, Muncie, Ind. (Central)

Jack Moore will long be remembered by Husker faithful for his gutsy play on the basketball court. He was honored with the 1982 Naismith Award, which is presented annually to the nation's top player under 6-feet tall. During his four-year career, Moore scored 1,204 points, and shot .901 from the free-throw line – among the all-time best career marks in NCAA Division I history. Moore's .901 free-throw percentage broke the Big Eight record for career marksmanship, which had been held by his coach, Moe Iba. A consensus All-Big Eight selection as a senior, Moore was the first Husker cager to earn first-team academic All-Big Eight honors for three straight seasons, and his 382 career assists stand seventh on NU's all-time chart. Nebraska's MVP Award is named in honor of Moore, who was killed in a March 1984 plane crash. Moore was inducted into the Nebraska Basketball Hall of Fame in 1993.



Season	G-GS	FG-FGA	Pct.	FT-FTA	Pct.	Reb.-Avg.	TP-Avg.
1978-79	20-0	21-61	.344	21-25	.840	19-1.0	63-3.2
1979-80	31-30	137-291	.471	184-211	.872	53-1.7	458-14.8
1980-81	27-27	111-221	.502	118-128	.922	54-2.0	340-12.6
1981-82	27-27	110-257	.428	123-131	.939	58-2.1	343-12.7
Totals	105-84	379-830	.457	446-495	.901	184-1.8	1,204-11.5

18. BRIAN CARR – 1,182 POINTS

6-0, 165, G, 1984-87, Muncie, Ind. (Burris)

Brian Carr is the only player in Nebraska history to score 1,000 points and collect more than 600 assists in a career. Carr, who finished his four-year career with 14 Nebraska school records, scored 1,182 points and collected 682 assists. The 682 assists ranked as the third-best total in Big Eight history, behind only former Kansas stars Cedric Hunter and Jacque Vaughn. Carr also ranks second in career minutes played at NU. A second-team All-Big Eight selection as a senior (UPI), Carr was a two-time, first-team academic All-Big Eight performer. Carr was inducted into the Nebraska Basketball Hall of Fame in 2001.



Season	G-GS	FG-FGA	Pct.	3FG-Att.	Pct.	FT-FTA	Pct.	Reb.-Avg.	TP-Avg.
1983-84	30-0	59-114	.518	---	.000	19-32	.594	22-0.7	137-4.6
1984-85	30-30	118-210	.562	---	.000	48-58	.828	58-1.9	284-9.5
1985-86	30-30	139-293	.464	---	.000	79-93	.849	51-1.7	357-11.9
1986-87	33-33	131-325	.403	58-157	.369	84-104	.808	47-1.4	404-12.2
Totals	123-93	447-942	.475	58-157	.369	230-287	.801	178-1.4	1,182-9.6

19. BRIAN BANKS – 1,150 POINTS

6-0, 160, G, 1976-79, Hammond, Ind.

The other half of the "Hammond Hustlers," along with Carl McPhee, Brian Banks was a three-year starter at guard for the Huskers from 1976-77 through 1978-79. His best season was as a junior in 1977-78, when he averaged 14 points and helped NU to a 22-8 record and an NIT bid. For his efforts, Banks earned first-team All-Big Eight honors. He was inducted into the Nebraska Basketball Hall of Fame in 1999.




Season	G-GS	FG-FGA	Pct.	FT-FTA	Pct.	Reb.-Avg.	TP-Avg.
1975-76	27-1	42-93	.452	38-49	.776	33-1.2	122-4.5
1976-77	29-29	160-330	.485	66-100	.660	73-2.5	386-13.3
1977-78	30-30	173-351	.493	73-103	.709	84-2.8	419-14.0
1978-79	24-23	96-212	.453	31-46	.674	66-2.8	223-9.3
Totals	110-83	471-986	.478	208-298	.698	256-2.3	1,150-10.5

20. MARVIN STEWART – 1,138 POINTS

6-3, 180, G, 1969-71, Chicago, Ill. (Dunbar)

Marvin Stewart finished his three-year career with 1,138 points, and is remembered by Husker fans as one of the finest fast-breaking guards in NU history. In his senior season, Stewart averaged 21.4 points, the fourth-best season average in school history, and earned first-team All-Big Eight honors. Stewart owns the distinction of being the only 1,000-point club member to top the mark in fewer than 70 games, as he appeared in just 66. Stewart was a second-round draft selection of the NBA's Chicago Bulls in 1971. He was inducted into the Nebraska Basketball Hall of Fame in 1994.




Season	G	FG-FGA	Pct.	FT-FTA	Pct.	Reb.-Avg.	TP-Avg.
1968-69	26	137-321	.426	107-150	.713	66-2.5	381-14.6
1969-70	14	83-174	.477	35-56	.625	28-2.0	201-14.4
1970-71	26	215-426	.505	126-153	.824	54-2.1	556-21.4
Totals	66	435-921	.472	268-359	.747	148-2.2	1,138-17.2

T21. CLIFFORD SCALES – 1,136 POINTS

6-2, 170, G, 1988-91, Maywood, Ill. (Westchester St. Joseph)

A steady player throughout his four-year Nebraska career, Clifford Scales tallied 1,136 points from 1988 through 1991. An honorable-mention All-Big Eight pick as a senior and a member of UPI's All-Big Eight Defensive team, Scales' 177 career steals ranked as the most ever by a Cornhusker cager when he completed his career. One of five double-figure scorers on the 1990-91 Nebraska team at 10.2 points per game, Scales hit a then-school-record 45.6 percent from 3-point range as a senior. He co-captained the Huskers' record-setting 26-8 squad during the 1990-91 season.




Season	G-GS	FG-FGA	Pct.	3FG-Att.	Pct.	FT-FTA	Pct.	Reb.-Avg.	TP-Avg.
1987-88	31-5	71-139	.511	3-10	.300	25-35	.714	41-1.3	170-5.5
1988-89	32-27	122-253	.482	6-19	.316	52-77	.675	91-2.8	302-9.4
1989-90	26-26	112-219	.511	10-24	.417	84-100	.840	93-3.6	318-12.2
1990-91	34-34	136-291	.467	26-57	.456	48-60	.800	110-3.2	346-10.2
Totals	123-96	441-901	.489	45-110	.409	209-27.2	.768	335-2.7	1,136-9.2

T21. CARL HAYES – 1,136 POINTS

6-9, 200, F, 1990-92, Chicago, Ill. (Westchester St. Joseph)

An exciting player in the open court, Carl Hayes finished his three-year Nebraska career with 1,136 points, which is tied for 21st on NU's all-time chart along with former high school and college teammate Clifford Scales. A two-time honorable-mention All-Big Eight performer, Hayes was a starter on NU teams that earned back-to-back NCAA Tournament bids, including the Husker squad that won a school-record 26 games in 1991.



Season	G-GS	FG-FGA	Pct.	3FG-Att.	Pct.	FT-FTA	Pct.	Reb.-Avg.	TP-Avg.
1989-90	28-19	121-261	.464	5-16	.313	92-132	.697	138-4.9	339-12.1
1990-91	34-28	192-390	.492	1-12	.600	75-125	.600	179-5.3	460-13.5
1991-92	28-16	126-294	.429	31-84	.369	54-103	.524	155-5.5	337-12.0
Totals	90-63	439-945	.465	37-112	.330	221-360	.614	472-5.2	1,136-12.6

23. CARY COCHRAN – 1,082 POINTS

6-1, 190, G, 1999-2002, Minden, Iowa (Tri-Center)

One of the most dangerous long-distance threats in Nebraska and Big 12 history, Cary Cochran topped the 1,000-point mark during his senior campaign. Cochran set Nebraska records for career (268), single-season (89) and single-game (8) 3-pointers during his senior season. He led the team in scoring at 14.0 points per game as a senior, and led the conference and nation in free-throw percentage by hitting 92.2 percent at the charity stripe. For his career, Cochran was an 89.6 percent shooter from the foul line, and was second in Nebraska history by hitting 42.5 percent from behind the arc. Cochran was an honorable-mention All-Big 12 pick by the coaches as a senior, and earned academic all-district and all-conference honors.



Season	G-GS	FG-FGA	Pct.	3FG-Att.	Pct.	FT-FTA	Pct.	Reb.-Avg.	TP-Avg.
1998-99	32-0	52-130	.400	39-98	.398	29-31	.935	45-1.4	173-5.4
1999-00	29-11	73-193	.378	62-160	.388	20-25	.800	73-2.5	228-7.9
2000-01	30-23	92-200	.460	78-165	.473	27-31	.871	71-2.4	289-9.6
2001-02	28-28	116-277	.419	89-207	.430	71-77	.922	93-3.3	392-14.0
Totals	119-62	333-800	.416	268-630	.425	147-164	.896	282-2.4	1,082-9.1

24. HERSCHELL TURNER – 1,056 POINTS

G, 1958-60, Indianapolis, Ind. (Shortbridge)

The first Husker cager to top the 1,000-point mark, Herschell Turner finished his career with 1,056 points. Turner teamed with Al Maxey to provide a strong offensive punch for Coach Jerry Bush's teams in the late 1950s. A first-team All-Big Eight selection as a senior, Turner earned All-America honors as a junior. Turner was a strong rebounder and held NU's single-season rebounding record (244) for 10 seasons, until Leroy Chalk grabbed 257 rebounds in 1969. Turner finished his career with 626 rebounds, which ranks 13th on NU's all-time chart. He was a sixth-round draft choice of the NBA's Syracuse Nationals in 1960. He was inducted into the Nebraska Basketball Hall of Fame in 1990.



Season	G	FG-FGA	Pct.	FT-FTA	Pct.	Reb.-Avg.	TP-Avg.
1957-58	23	82-211	.389	82-136	.603	189-8.2	246-10.7
1958-59	25	146-361	.404	136-183	.743	244-9.8	428-17.1
1959-60	24	143-326	.439	96-155	.619	193-8.0	382-15.9
Totals	72	371-898	.413	314-474	.662	626-8.7	1,056-14.7

Nebraska A to Z

A

Academic All-Conference—NU has had 49 academic all-league picks. The Huskers trail only Kansas in all-time first-team academic all-conference selections.

Academic All-Americans—The Huskers have produced five.

All-Americans—Nebraska has had eight.

Armory—Home of Husker basketball until the NU Coliseum opened its doors in the mid-1920s.

Attendance—Nebraska has averaged more than 10,000 fans per game over a complete season 18 times in the Bob Devaney Sports Center.

B

Baack, Tom—Ranks 13th on Nebraska's all-time scoring list with 1,299 points and served as an assistant coach under Moe Iba.

Belcher, Cookie—Holds Nebraska single-game, season and career steals records, along with the Big 12 steals record at 353. He owns NU's career record for games played, games started and minutes played.

Big 12—One of the nation's toughest basketball conferences comprised of Nebraska, Kansas, Kansas State, Iowa State, Oklahoma, Oklahoma State, Missouri, Colorado, Baylor, Texas, Texas A&M and Texas Tech. Big 12 Conference play began in 1996-97.

Big Eight—Nebraska's conference from 1960 until 1996.

Boone, Jaron—Husker swingman from 1993 to 1996 who ranks in the top five in nine career categories, including scoring (6th, 1,609) and assists (3rd, 446).

Branch, Nate—Former Husker went on to fame with the Harlem Globetrotters.

Browne, William—Guided Huskers to 1937 Big Six title.

Bush, Jerry—Known as the "Big Bear of the Coliseum," this popular Husker coach guided NU from 1955 to 1963, and directed two of the greatest upsets ever — a 43-41 victory over top-ranked Kansas and Wilt Chamberlain, and a 55-48 victory over No. 4 Kansas State and Olympian Bob Boozer during the 1957-58 campaign.

C

Carr, Brian—Nebraska's all-time assist leader, with 682 from 1984 to 1987.

Carrier, Sam—First Husker cager to earn All-America honors (1913).

Chalk, Leroy—Third on Nebraska's all-time rebounding list with 782 boards.

Cipriano, Joe—Second-winningest coach in school history with all-time mark of 253-197 from 1964 through 1980.

Coliseum—Home of Nebraska basketball from 1926-27 season through 1975-76 campaign.

D

Day, Bernard—Ranks as highest-scoring junior college transfer in school history with 802 points from 1985 to 1987.

Devaney, Bob—Longtime Nebraska football coach and athletic director who passed away in May of 1997. Nebraska's home court, the Bob Devaney Sports Center, which opened its doors for the 1976-77 season, bears his name. The Devaney Center underwent a major facelift for the 1999-2000 season with new instant replay screens, a new sound system, new lighting system and a revamped concourse.

E

Ekwall, Rex—Standout for NU in mid-1950s whose 10.4 career rebound average still ranks as a school record.

ESPN—The national cable network which features a Big 12 game on its weekly "Big Monday" package. NU last played on Big Monday against Kansas on Jan. 29, 2007. The Huskers will play on ESPN against Texas again in 2009 and on ESPN2 against Missouri, Kansas and Texas A&M.

F

First-Round Draft Choices—Nebraska had three in the 1990s, Rich King (1991), Eric Piatkowski (1994) and Tyrone Lue (1998).

Fort, Jerry—First three-time first-team All-Big Eight selection in school history who finished his career with 1,882 points, which currently ranks third all-time at Nebraska.

G

Good, Harry—Served as NU head coach from 1947 through 1954 and guided the Huskers to shares of the 1949 and 1950 Big Seven titles. He was enshrined into the Citizens Savings College Basketball Hall of Fame in 1975.

H

Hamilton, Venson—The 1999 Big 12 Player of the Year and Nebraska's all-time leader in career rebounds and blocked shots.

Hammond Hustlers—Nickname given to Hammond, Ind., natives Brian Banks and Carl McPipe, who finished their careers with 1,150 and 1,300 points, respectively.

Hare, Fred—His follow-up basket at the buzzer with no time left gave Nebraska a 74-73 upset of No. 1 Michigan and Cazzie Russell in Lincoln during the 1964-65 season.

Hokuf, Steve—Standout all-around athlete who earned first-team all-conference honors in football, won the Big Six javelin title and earned All-America and all-conference honors in basketball.

Hoppen, Dave—NU's all-time leading scorer with 2,167 points who was the second three-time first-team All-Big Eight pick in school history and the first player in school history to have his jersey number (42) retired.

I

Iba, Moe—The son of legendary coach Henry P. Iba, Moe posted 106 wins on the Husker bench from 1981 to 1986 and guided the school to its first "official" NCAA Tournament berth in 1986.

International—The NCAA allows schools to take a foreign trip once every four years, allowing the Huskers to visit Australia (1988, 2004) and Europe (1992) in recent years.

J

Johnson, Bill—Grabbed a school single-game record 26 rebounds against Iowa State, Jan. 4, 1954.

Jura, Chuck—Earned first-team All-Big Eight honors on the court and in the classroom as a senior in 1972. Averaged a school-record 11.7 rebounds per game in 1971-72.

K

Kansas—The Jayhawks and Huskers first met on March 2, 1900, a game that was the first meeting of present-day Big 12 opponents.

King, Rich—Became the first first-round NBA draft pick in school history when the Seattle SuperSonics selected him with the 14th selection of the 1991 draft.

Kubacki, Jim—Hit game-winning jumper to beat No. 1 Kansas and Wilt Chamberlain, 43-41, during the 1957-58 season.

L

Lantz, Stuart—Two-time first-team All-Big Eight pick (1967-68) who went on to an eight-year NBA career and had his Husker jersey number (22) retired in 1989. He has spent more than a decade as a broadcaster on the Los Angeles Lakers' television network.

Lehmer, Frank—First basketball coach in school history (1897-99), he finished career with a 7-3 record.

Lue, Tyrone—1998 All-Big 12 pick who ranks eighth in career scoring at Nebraska and is tied for the school record with seven 30-point games. A first-round NBA draft pick in 1998.

M

Maclay, Don—Earned All-America honors in 1931.

Maric, Aleks—Australian big man finished his career fifth in scoring (1,630 points) and second in rebounding (1,080). Only the third player in Big 12 history with more than 1,500 points and 1,000 rebounds.

Matzke, John and Stan—Stan lettered from 1952 through 1955, while his son, John, was a second-team academic All-America pick in 1984.

Moore, Jack—One of the most popular Cornhuskers ever, he earned the 1982 Naismith Award as the nation's top player under six feet. Nebraska's most valuable player award is named in honor of Moore, who was killed in a 1984 plane crash.

Moore, Mikki—One of four Huskers to play in NBA after signing as a free agent. Guided New Jersey to the 2007 playoffs after leading the NBA in field-goal percentage, the first undrafted player in league history to accomplish the feat. He is currently with Sacramento.



Cookie Belcher set the Nebraska and Big 12 record for steals and ranked third in NCAA history with 353 during his Husker career.

N

National Basketball Association– Twenty-six Huskers have been drafted by NBA teams over the years. Three Huskers – Eric Piatkowski, Mikki Moore and Tyronn Lue – played during the 2007-08 season.

National Invitation Tournament– NU has made a Big 12-leading 14 appearances in the nation's oldest postseason tournament with its most recent berth coming in 2008. NU captured the 1996 tournament title, defeating St. Joseph's in Madison Square Garden.

NCAA Tournament– The Huskers have earned six bids to the "Big Dance," including five bids in the 1990s with the last coming in 1998.

Nee, Danny– Winningest coach in Nebraska history, who posted a 254-190 record in 14 seasons from 1986 to 2000 and led NU to 11 postseason appearances.

O

Overtime– The Huskers are 56-37 all-time in OT games, including 18-4 at home in the Bob Devaney Sports Center.

P

Parsons, Robert– Two-time first-team All-Big Six performer who earned All-America honors in 1937.

Phillips 66– Title sponsor for the Big 12 Championship.

Polish Rifle– Nickname of two-time All-Big Eight pick and 1994 Big Eight Tournament MVP Eric Piatkowski, Nebraska's second all-time leading scorer. Before retiring as a member of the NBA's Phoenix Suns at the end of 2008, Piatkowski spent nine years with the Los Angeles Clippers, one with the Houston Rockets and two with the Chicago Bulls. He was inducted to the Nebraska Basketball Hall of Fame in 2006, the same year he had his jersey (No. 52) retired.

Postseason– Nebraska has made 21 all-time appearances.

Q

Quadruple– Nebraska and UAB played four overtimes on Dec. 22, 1979, (NU won 92-84), in the school's longest game ever.

R

Rankings– Nebraska posted its highest year-end national rankings ever in 1990-91, finishing at No. 9 in UPI and No. 11 in AP.

Rebounder's Club– Booster organization for NU basketball.

Red Zone– The Nebraska student section at the Devaney Center.

Retherford, Claude– Leading scorer on NU's 1949 Big Seven championship team and a two-time first-team all-conference selection.

S

Sauer, George– The only Husker football All-American to earn a basketball letter, he was an All-America fullback in 1933 and lettered on the hardwood in 1932 and 1933.


Simmons, Grant– First-team All-Big Eight pick in 1966 and the school's first first-team academic All-Big Eight selection.

Smith, Andre– 1981 Big Eight Player of the Year, and NU's only conference player of the year until Venson Hamilton in 1999.

Stewart, Marvin– The only player in school history to reach the 1,000-point plateau in fewer than 70 career games.

Stiehm, E.O.– NU's first full-time basketball coach (1912-15) and the only man in conference history to win league titles in football (1912, 1913, 1914) and basketball (1912, 1913, 1914) in the same year.

Strickland, Erick– A three-year starter for Nebraska who is second on the Huskers' steals list and seventh in scoring. Strickland played in the NBA for nine seasons, including his final two with the Milwaukee Bucks.



Andre Smith was the Big Eight Player of the Year in 1981, one of only two Huskers to earn the conference's top honor.



Tyronn Lue was a first-round NBA selection in 1998 after leading Nebraska to three postseason appearances. The eighth-leading scorer in school history, he is one of just two Huskers with seven 30-point games in his career.

T

Three-Pointers– Nebraska hit a school-record 267 3-pointers during the 2001-02 campaign. Brian Carr hit the first 3-pointer in school history in a game at Cal-Irvine during the 1986-87 season.

Titles– Nebraska won or shared seven league titles, all prior to 1951. NU also captured the 1994 Phillips 66 Big Eight Tournament title.

Turner, Herschell– All-American player who was first Husker to score 1,000 career points.

U

Upset– NU has knocked off three No. 1 teams, handing Kansas a 43-41 loss in 1958, Michigan a 74-73 loss in 1964-65 and Missouri a 67-51 loss at Columbia during the 1981-82 campaign. Nebraska nearly added a top-ranked victim in 1996-97 when it took Kansas to overtime before losing 82-77, and another in 2001-02 when it fell to Kansas by just one point, 88-87, in Lincoln as NU hit a school-record 18 3-pointers.

V

van Poelgeest, Richard– Born in The Netherlands, van Poelgeest was a four-year letterwinner from 1987 through 1990.

Volz, "Mutt"– First-team All-Missouri Valley Conference guard in 1925.

W

Wahlquist, George– All-America guard on NU's 1936 Big Six championship team.

Walsh, W.W.– The first first-team all-conference performer in school history (1909).

Whitehead, Bus– Two-time first-team All-Big Seven pick and the catalyst of the Huskers' 1949 and 1950 league title teams. Named as the captain of NU's all-time basketball team and earned the first Distinguished Hall of Fame Alumni award in 2003.

X

Xavier– Ended Nebraska's most successful basketball season ever by handing the No. 3-seed Huskers an 89-84 loss in the first round of the 1991 NCAA Tournament at Minneapolis, Minn. NU finished with a school-record 26 victories against just eight losses.

Y

YMCA– Nebraska's first basketball game was played against a team from the Lincoln YMCA, Feb. 1, 1897. NU won 11-8.

Z

Zero– Number of home losing seasons by Nebraska in Devaney Center history.

Nebraska Hall of Fame

Three former Huskers and a long-time supporter of the Nebraska basketball program will be honored as part of the Nebraska Basketball Hall of Fame festivities at the Jan. 17, 2009 game against Kansas State in Lincoln.

Danny Nee and Erick Strickland will headline the event as they will be inducted into Hall of Fame that weekend, becoming the 60th and 61st members of the elite basketball fraternity. Also at the game, special awards will be given to two key contributors to the Husker program – long-time broadcaster Kent Pavelka and Rex Ekwall, a member of the Nebraska Basketball Hall of Fame class inducted in 1992. Pavelka will be presented the Bud Cuca Special Merit Award while Ekwall will be honored as the Hall of Fame Distinguished Alumni Award recipient.

Nee and Strickland will join elite company upon their induction into the Nebraska Basketball Hall of Fame. Nee will be the sixth head coach enshrined in the hall and first since Moe Iba earned the honor in 1996, while Strickland will be only the second player inducted in the past five years.

Nee recorded more wins at Nebraska than any coach, accumulating 254 victories over 14 years. He owned a .572 winning percentage (254-190) at Nebraska while leading the Huskers to five NCAA Tournament and six NIT berths. Nee is the only coach since 1950 to lead the Huskers to a league or national title, helping Nebraska to the 1994 Big Eight Tournament and the 1996 National Invitation Tournament (NIT) titles.

In his first season coaching the Huskers, Nee guided Nebraska to 21 wins in 1986-87, one of seven 20-win seasons under Nee. Overall, Nebraska has had just 12 20-win campaigns in 112 seasons of competition.

Nee led NU to a school-record 26 wins in 1991 and earned league coach-of-the-year accolades as the Huskers posted the school's highest-ever final ranking of No. 9 (UPI) and 11 (AP). He coached 10 of Nebraska's 24 1,000-point scorers and recruited and coached all three of NU's first-round selections in the NBA Draft (Rich King, 1991; Eric Piatkowski, 1994; Tyrone Lue, 1998), as well as 1999 Big 12 Player of the Year Venson Hamilton (second-round NBA pick).

Strickland was a key component of Husker squads that won 79 games between 1992-93 and 1995-96, with three seasons earning at least 20 wins. During his career, Strickland played in two NCAA Tournaments and two NITs, including helping Nebraska win five straight games in March to earn the 1996 NIT championship.

Along the way, Strickland played in 127 games with 84 starts, while averaging 12.5 points per game for his career. He had his best scoring season as a junior when he averaged 16.3 points per game and hit a career-best 54 3-pointers. A native of Bellevue, Neb., Strickland was the MVP of the 1996 NIT and earned Big Eight All-Defensive Team honors three times. A complete player, Strickland ranks third in Nebraska history in career games played, fourth in 3-pointers (179), third in 3-point attempts (512), fifth in assists (414) and second all-time at NU in steals with 257.

Following his Husker career, Strickland earned a spot in the NBA as a free agent, playing nine years in the league primarily with Dallas and Milwaukee. He averaged more than 20 minutes per game while collecting 7.5 points and 2.4 assists over 501 games, including 122 starts.

Strickland is the first player to play after 1994 to be enshrined in the hall. He is the fifth player to compete under Nee to be inducted in the Hall of Fame, joining Rich King (inducted 2001), Clifford Scales (2002), Beau Reid (2003) and Eric Piatkowski (2006).

Pavelka is the 19th person to earn the Special Merit Award. The award is given to an individual who helps shape the Husker basketball program from a supporting role. The award was renamed in 2003 in honor of Bud Cuca, a long-time Husker basketball supporter who passed away earlier that year following a battle with cancer.


Pavelka returned to the microphone as the Huskers' basketball voice in 2006-07, and now has more than 20 years under his belt calling Nebraska hoops. He began his basketball radio career in 1974, calling Husker games until 1996. He is a six-time winner of the Nebraska Sportscaster of the Year Award. Pavelka also was a member of the Husker football broadcast team from 1974 to 1996.

Also earning a special honor from the Nebraska Basketball Hall of Fame this year is Ekwall, a letterwinner for the Huskers from 1955 to 1957. Ekwall still holds the Nebraska career record for rebounding average, as he pulled in 679 boards in 65 games for an average of 10.4 per game. More than 50 years after he last played, Ekwall is still 10th on the rebounds chart and 35th in scoring at Nebraska (880 points, 13.5 points per game).

Ekwall is the second former Husker to earn the Nebraska Basketball Hall of Fame Distinguished Alumni Award, following Bus Whitehead who received the inaugural honor in 2003. The award honors a former player and Hall of Fame member who has been a positive force in the state and local community since his playing days ended.



Danny Nee



Erick Strickland

HALL OF FAME

MEMBERS (59)

1989 (11)

James Buchanan, 1950-51-52
Sam Carrier, 1911-12-13
Steve Hokuf, 1930-31-33
Chuck Jura, 1970-71-72
Stuart Lantz, 1966-67-68
Don Maclay, 1929-30-31
Robert Parsons, 1936-37-38
Claude Retherford, 1947-48-49
Mathias "Mutt" Volz, 1923-24-25
George Wahlquist, 1933-35-36
Coach Harry Good, 1947-54

1990 (3)

Herschell Turner, 1958-59-60
Milton "Bus" Whitehead, 1948-49-50
Coach Joe Cipriano, 1964-80

1991 (3)

Leroy Chalk, 1969-70-71
Jerry Fort, 1973-74-75-76
Coach Jerry Bush, 1955-63

1992 (4)

Sid Held, 1940-41-42
Rex Ekwall, 1955-56-57
Marvin Stewart, 1969-70-71
Coach W.H. Browne, 1933-40

1993 (4)

Bob Pierce, 1949-50-51
Bill Johnson, 1952-53-54-55
Grant Simmons, 1964-65-66
Jack Moore, 1979-80-81-82

1994 (4)

Bob Cerv, 1947-48-49-50
Tom Russell, 1961-62
Nate Branch, 1965-66-67
Andre Smith, 1978-79-80-81

1995 (4)

Carl Olson, 1928-29
Don Fitz, 1939-40-41
Al Maxey, 1959-60
Tom Baack, 1966-67-68

1996 (7)

Walter Henrion, 1932-33
Gary Reimers 1956-57-58
Wilson Fitzpatrick, 1958
Bob Grattop, 1968-69-70
Bob Siegel, 1974-75-76-77
Dave Hoppen, 1983-84-85-86
Coach Moe Iba, 1981-86

1997 (3)

Elmer Dohrmann, 1936-37-38
Fred Seger, 1952-53-54
Tom Scantlebury, 1968-69-70

1998 (3)

Paul Amen, 1936-37-38
Willard Fagler, 1952-53-54-55
Willie Campbell, 1965-66-67

1999 (3)

Don Smidt, 1956-57-58
Jim Kubacki, 1956-57-58
Brian Banks, 1976-77-78-79

2000 (3)

Daryl Petsch, 1962-63-64
Larry Cox, 1974-75-76
Stan Cloudy, 1983-84

2001 (3)

Brian Carr, 1984-85-86-87
Rich King, 1988-89-90-91
Floyd Ebaugh, 1936-37-38

2002 (2)

Clifford Scales, 1988-89-90-91
Willard Witte, 1928-29-30

2003 (1)

Beau Reid, 1988-89-90-91

2006 (1)

Eric Piatkowski, 1991-92-93-94

HALL OF FAME

ALUMNI AWARD

2003–Milton "Bus" Whitehead,
Lincoln

BUD CUCA SPECIAL MERIT AWARD

1989–Ed Childress
and Bud Cuca, Lincoln
1990–Paul Schneider, Lincoln
1991–Bob Devaney, Lincoln
1992–Don Bryant, Lincoln
1993–Tony Sharpe, Lincoln
1994–George Sullivan, Lincoln
1995–Jerry Lott, Lincoln
1996–Al Papik, Lincoln
1997–Mel Worster
and Woody Varner, Lincoln
1998–Ed Kaplan, Houston, Texas
and Jerry Solomon, Lincoln
1999–Lloyd Castner, Columbus
and Dick Perry, Lincoln
2000–Larry Frederick, Lincoln
2001–George Andreas, Lincoln
2003–George "Butch" Lindley,
Omaha



Former Husker great Eric Piatkowski was the most recent player inducted into the Nebraska Basketball Hall of Fame in 2006.

Nebraska Coaching Ledger



Doc Sadler
2006-present



L.F. Klein
1946



Paul Schlisser
1920-21



Barry Collier
2001-2006



A.J. Lewandowski
1941-45



Dr. E.J. Stewart
1917-19



Danny Nee
1987-2000



William Browne
1933-40



Sam Waugh
1916



Moe Iba
1981-86



Charles T. Black
1927-32



E.O. Stiehm
1912-15



Fred Morrell
1902



Joe Cipriano
1964-80



Ernest Bearg
1926



O.F. Field
1911



E. Berry
1901



Jerry Bush
1955-63



W.E. Kline
1924-25



T.J. Hewiat
1910



T.P. Hewitt
1900



Harry Good
1947-54



Owen A. Frank
1922-23



R.G. Clapp
1904-09



Frank Lehmer
1897-99

HEAD COACHING RECORDS (BY PERCENTAGE)

Coach	Season(s)	Years	Games	Won	Lost	Pct.	Conf. Titles
T.P. Hewitt	1900	1	5	5	0	1.000	0
Sam Waugh	1916	1	14	13	1	.929	1
Paul Schlisser	1920-21	2	42	37	5	.881	0
E.O. Stiehm	1912-15	4	70	56	14	.800	3
Frank Lehmer	1897-99	3	10	7	3	.700	0
W.E. Kline	1924-25	2	35	23	12	.657	0
Fred Morrell	1902	1	8	5	3	.625	0
Moe Iba	1981-86	6	177	106	71	.599	0
Danny Nee	1987-2000	14	444	254	190	.572	0 (1 B8T)
Walter Hiltner	1903	1	12	7	5	.583	0
R.G. Clapp	1904-09	6	102	59	43	.578	0
Doc Sadler	2007-08	2	64	37	27	.578	0
Joe Cipriano	1964-80	17	450	253	197	.562	0 (1 B8HT)
Dr. E.J. Stewart	1917-19	3	52	29	23	.558	0
O.F. Field	1911	1	18	9	9	.500	0
E. Berry	1901	1	6	3	3	.500	0
Charles T. Black	1927-32	6	108	51	57	.472	0
Barry Collier	2001-06	6	180	89	91	.494	0
Harry C. Good	1947-54	8	185	86	99	.465	2
Ernest Bearg	1926	1	18	8	10	.444	0
William Browne	1933-40	8	151	64	87	.424	1
Owen A. Frank	1922-23	2	35	14	21	.400	0
Jerry Bush	1955-63	9	213	81	132	.380	0
T.J. Hewiat	1910	1	16	6	10	.375	0
L.F. Klein	1946	1	20	7	13	.350	0
A.J. Lewandowski	1941-45	5	87	24	63	.276	0
Totals	1897-2008	112	2,491	1,315	1,176	.528	7 (1B8T)

ALL-TIME ASSISTANT COACHES

Name	Years
Amen, Paul	1940-41
Anwar, David	2006-pres.
Armstrong, Charles	1938, 1942-40
Baack, Tom	1978-86
Bargen, Gary	1987-95
Benford, Tony	2006-2008
Broughton, Mike	2003
Campbell, Dave	2001-02
Carter, Tim	1984
Cipriano, Randy	1982-86
Farley, Doug	1985-86
Fisher, Morris	1935-37
Francis Jr., Jerome	2006
Gates, Bob	1964-66
Gay, Larry	2000
Hammond, John	1981
Harshman, Dave	1978
Harrell, Bill	1968-69
Hill, Cleo	1999-2000
Howard, Scott	1996-98
Hughes, Rex	1970-72
Iba, Moe	1971-80
Johnson, Bill	1996-97
Lewandowski, A.J.	1938-40
Mathews, Philip	2006-pres.
Mitchem, Lynn	1987-92
Mouton, Kevin	2001
Novsek, Doug	2003-06
Porter, Lonnie	1973-77
Rankin, Reggie	2001-03
Reid, Arden	1987-89
Roose, Walter	2008-pres.
Roth, Randy	1997-2000
Sharpe, Tony	1947-63
Smith, Jeff	1990-95
Spinelli, Scott	2004-06
Spoonhour, Charlie	1982-83
Stevens, Ed	1967
Stewart, Ron	1980
Williams, Jimmy	1993-99
Whitehead, Milton "Bus"	1955

112 Years of NU Basketball

Year	All Games		Conference		Conference Finish	Highlights, Notes					
	W	L	W	L							
1896-97	2	0	0	0	None	both games seven-on-seven					6th, Big Eight
1897-98	1	3	0	0	None	all games against YMCA teams					tie 5th, Big Eight
1898-99	4	0	0	0	None	Neb. Wesleyan first collegiate foe					8th, Big Eight
1899-1900	5	0	0	0	None	first meeting with Kansas					School-record 19 losses
1900-01	3	3	0	0	None	win streak reaches 13 games					tie 6th, Big Eight
1901-02	5	3	0	0	None						Joe Cipriano's first season
1902-03	7	5	0	0	None						tie 6th, Big Eight
1903-04	9	5	0	0	None	Wisconsin is first Big Ten foe					beat No. 1 Michigan in Lincoln
1904-05	11	5	0	0	None						2nd, Big Eight
1905-06	12	2	0	0	None	then-school record 12 wins					first winning season in 15 years,
1906-07	10	6	0	0	None	NU record 74-point win vs. Crete					school's second 20-win campaign
1907-08	9	10	4	2	2nd, MVC	first losing season in 10 years					finished season ranked 11th (UPI)
1908-09	8	15	5	5	2nd, MVC	W.W. Walsh, first-team MVC					Grant Simmons, All-Big Eight
1909-10	6	10	6	2	2nd, MVC	E.O. Perry, first-team MVC					tie 2nd, Big Eight
1910-11	9	9	6	6	2nd, MVC	J.P. Gibson, A.O. Frank, All-MVC					first-ever NIT Tournament bid,
1911-12	14	1	8	0	1st, MVC	Won season's final nine games					Stuart Lantz, All-Big Eight
1912-13	17	2	10	0	1st, MVC	Sam Carrier, Ross Haskell, All-MVC; Carrier, All-American					tie 3rd, Big Eight
1913-14	15	3	7	0	1st, MVC						Lantz, All-Big Eight pick
1914-15	10	8	8	4	2nd, MVC	first MVC loss in four years					NU won Big Eight Holiday title
1915-16	13	1	12	0	1st, MVC	perfect 12-0 in Missouri Valley					tie 6th, Big Eight
1916-17	12	10	4	8	5th, MVC						tie 3rd, Big Eight
1917-18	7	7	4	5	5th, MVC						tie 6th, Big Eight
1918-19	10	6	10	6	3rd, MVC	Carl Johnson, All-MVC pick					4th, Big Eight
1919-20	22	2	0	0	None	then-NU record 22 wins stood for 71 seasons, no conference affiliation					4th, Big Eight
1920-21	15	3	9	1	2nd, MVC						4th, Big Eight
1921-22	8	9	8	8	tie 4th, MVC						Jerry Fort, All-Big Eight
1922-23	6	12	5	11	6th, MVC						Jerry Fort, All-Big Eight
1923-24	11	7	10	6	3rd, MVC						then-school-record 40 points against Missouri
1924-25	12	5	11	5	2nd, MVC	Orr Goodson, Mutt Volz, All-MVC					3rd, Big Eight
1925-26	8	10	7	7	5th, MVC	first season in NU Coliseum					finished with then-school-record 1,882 points,
1926-27	12	6	7	5	4th, MVC	Clark Smatha, All-MVC pick					last season in NU Coliseum
1927-28	7	11	7	11	tie 7th, MVC	all games vs. league foes					5th, Big Eight
1928-29	11	5	5	5	3rd, Big Six	first season of play in Big Six					first season in Devaney Center
1929-30	9	9	6	4	3rd, Big Six	Don Maclay, first-team All-Big Six					first NU-Creighton meeting in 45 years
1930-31	9	9	6	4	3rd, Big Six	Don Maclay, All-American; Steve Hokuf, first-team All-Big Six					2nd, Big Eight
1931-32	3	17	2	8	6th, Big Six						NU makes 2nd NIT appearance
1932-33	3	13	2	8	tie 5th, Big Six	Hokuf, All-Big Six, All-American					Brian Banks, All-Big Eight
1933-34	7	11	5	5	4th, Big Six						5th, Big Eight
1934-35	6	12	3	7	5th, Big Six						Andre Smith, All-Big Eight
1935-36	13	8	7	3	2nd, Big Six	George Wahlquist, All-Big Six, All-American					tie 2nd, Big Eight
1936-37	13	7	8	2	tie 1st, Big Six	shared Big Six title, Robert Parsons, All-Big Six, All-American					Moe Iba, Big Eight Coach of the Year
1937-38	9	11	4	6	tie 3rd, Big Six	Parsons, All-Big Six					tie 2nd, Big Eight
1938-39	7	13	3	7	5th, Big Six						tie 2nd, Big Eight
1939-40	6	12	2	8	tie 4th, Big Six						tie 2nd, Big Eight
1940-41	8	10	6	4	3rd, Big Six	Sid Held, Don Fritz, All-Big Six					tie 2nd, Big Eight
1941-42	6	13	4	6	4th, Big Six						tie 2nd, Big Eight
1942-43	6	10	5	5	tie 3rd, Big Six						tie 2nd, Big Eight
1943-44	2	13	1	9	tie 5th, Big Six	fewest wins in 46 seasons					tie 2nd, Big Eight
1944-45	2	17	1	9	6th, Big Six						tie 2nd, Big Eight
1945-46	7	13	3	7	tie 4th, Big Six						tie 2nd, Big Eight
1946-47	10	14	3	7	tie 5th, Big Six	league Holiday tourney begins					tie 2nd, Big Eight
1947-48	11	13	5	7	5th, Big Seven	first year of Big Seven					tie 2nd, Big Eight
1948-49	16	10	9	3	tie 1st, Big Seven	NU lost in NCAA District game, Claude Retherford, Big Seven MVP; Bus Whitehead, All-Big Seven					tie 2nd, Big Eight
1949-50	16	7	8	4	tie 1st, Big Seven	Bus Whitehead, All-Big Seven					tie 2nd, Big Eight
1950-51	9	14	4	8	5th, Big Seven						tie 2nd, Big Eight
1951-52	7	17	3	9	7th, Big Seven	Jim Buchanan, All-American, All-Big Seven					tie 2nd, Big Eight
1952-53	9	11	4	8	6th, Big Seven						tie 2nd, Big Eight
1953-54	8	13	5	7	tie 4th, Big Seven						tie 2nd, Big Eight
1954-55	9	12	6	6	tie 3rd, Big Seven						tie 2nd, Big Eight
1955-56	7	16	3	9	6th, Big Seven	defeated Wooden-coached UCLA					tie 2nd, Big Eight
1956-57	11	12	5	7	tie 4th, Big Seven						tie 2nd, Big Eight
1957-58	10	13	5	7	tie 4th, Big Seven	defeated two No. 4 teams					tie 2nd, Big Eight
1958-59	12	13	5	9	tie 5th, Big Eight	first season of Big Eight					tie 2nd, Big Eight
1959-60	7	17	4	10	tie 7th, Big Eight	Herschell Turner, All-Big Eight, NU's first 1,000-point scorer					tie 2nd, Big Eight
1960-61	10	14	4	10	6th, Big Eight						tie 2nd, Big Eight
1961-62	9	16	5	9	tie 5th, Big Eight						tie 2nd, Big Eight
1962-63	6	19	1	13	8th, Big Eight	School-record 19 losses					tie 2nd, Big Eight
1963-64	7	18	5	9	tie 6th, Big Eight	Joe Cipriano's first season					tie 2nd, Big Eight
1964-65	10	15	5	9	tie 6th, Big Eight	beat No. 1 Michigan in Lincoln					tie 2nd, Big Eight
1965-66	20	5	12	2	2nd, Big Eight	first winning season in 15 years, school's second 20-win campaign					tie 2nd, Big Eight
1966-67	16	9	10	4	tie 2nd, Big Eight	first-ever NIT Tournament bid, Stuart Lantz, All-Big Eight					tie 2nd, Big Eight
1967-68	15	10	8	6	tie 3rd, Big Eight	Lantz, All-Big Eight pick					tie 2nd, Big Eight
1968-69	12	14	5	9	tie 6th, Big Eight						tie 2nd, Big Eight
1969-70	16	9	7	7	tie 3rd, Big Eight						tie 2nd, Big Eight
1970-71	18	8	8	6	4th, Big Eight	Marvin Stewart, All-Big Eight					tie 2nd, Big Eight
1971-72	14	12	7	7	4th, Big Eight	Chuck Jura, All-Big Eight					tie 2nd, Big Eight
1972-73	9	17	4	10	tie 6th, Big Eight						tie 2nd, Big Eight
1973-74	14	12	7	7	4th, Big Eight	Jerry Fort, All-Big Eight					tie 2nd, Big Eight
1974-75	14	12	7	7	4th, Big Eight	Jerry Fort, All-Big Eight, then-school-record 40 points against Missouri					tie 2nd, Big Eight
1975-76	19	8	10	4	3rd, Big Eight	Jerry Fort, All-Big Eight, finished with then-school-record 1,882 points, last season in NU Coliseum					tie 2nd, Big Eight
1976-77	15	14	7	7	5th, Big Eight	first season in Devaney Center					tie 2nd, Big Eight
1977-78	22	8	9	5	2nd, Big Eight	NU makes 2nd NIT appearance					tie 2nd, Big Eight
1978-79	14	13	7	7	5th, Big Eight						tie 2nd, Big Eight
1979-80	18	13	8	6	tie 2nd, Big Eight	Andre Smith, All-Big Eight					tie 2nd, Big Eight
1980-81	15	12	9	5	tie 2nd, Big Eight	Smith, Big Eight POW					tie 2nd, Big Eight
1981-82	16	12	7	7	tie 4th, Big Eight	Iba, Big Eight Coach of the Year					tie 2nd, Big Eight
1982-83	22	10	9	5	tie 4th, Big Eight	Jack Moore, All-Big Eight					tie 2nd, Big Eight
1983-84	18	12	7	7	3rd, Big Eight	NU defeated No. 1 Missouri					tie 2nd, Big Eight
1984-85	16	14	5	9	tie 5th, Big Eight	Hoppen, All-Big Eight, set six school records					tie 2nd, Big Eight
1985-86	19	11	8	6	3rd, Big Eight	NU's first-ever NCAA berth, Hoppen, All-Big Eight, finished as NU's all-time leading scorer					tie 2nd, Big Eight
1986-87	21	12	7	7	5th, Big Eight	third place in NIT					tie 2nd, Big Eight
1987-88	13	18	4	10	7th, Big Eight	first losing season in 15 years					tie 2nd, Big Eight
1988-89	17	16	4	10	7th, Big Eight	second NIT bid in three years					tie 2nd, Big Eight
1989-90	10	18	3	11	7th, Big Eight						tie 2nd, Big Eight
1990-91	26	8	9	5	3rd, Big Eight	School-record 26 wins, finished with highest-ever ranking at No. 9, NU-record tying 14 straight wins					tie 2nd, Big Eight
1991-92	19	10	7	7	5th, Big Eight	Second straight NCAA bid					tie 2nd, Big Eight
1992-93	20	11	8	6	tie 2nd, Big Eight	Third straight NCAA bid, Eric Piatkowski, All-Big Eight					tie 2nd, Big Eight
1993-94	20	10	7	7	4th, Big Eight	Fourth straight NCAA bid, second straight 20-win season, Big Eight Tournament champs					tie 2nd, Big Eight
1994-95	18	14	4	10	7th, Big Eight	NIT bid, fifth straight postseason					tie 2nd, Big Eight
1995-96	21	14	4	10	7th, Big Eight	NIT Champions					tie 2nd, Big Eight
1996-97	18	15	7	9	7th, Big 12	School-record seventh straight postseason appearance (NIT)					tie 2nd, Big Eight
1997-98	20	12	10	6	4th, Big 12	First NCAA berth in four years, Tyronn Lue, All-Big 12					tie 2nd, Big Eight
1998-99	20	13	10	6	tie 5th, Big 12	Ninth straight postseason (NIT)					tie 2nd, Big Eight
1999-2000	11	19	4	12	tie 8th, Big 12	Venson Hamilton, Big 12 Player of Year					tie 2nd, Big Eight
2000-01	14	16	7	9	7th, Big 12	Collier's first season with Huskers					tie 2nd, Big Eight
2001-02	13	15	6	10	tie 7th, Big 12	Cochran career record 268 3-ptrs.					tie 2nd, Big Eight
2002-03	11	19	3	13	12th, Big 12	NU's winningest coach					tie 2nd, Big Eight
2003-04	18	13	6	10	9th, Big 12	First postseason bid under Collier					tie 2nd, Big Eight
2004-05	14	14	7	9	18th, Big 12	McCray, Maric set NU frosh records					tie 2nd, Big Eight
2005-06	19	14	7	9	6th, Big 12	Second postseason bid in three years					tie 2nd, Big Eight
2006-07	17	14	6	10	17th, Big 12	First season under Doc Sadler					tie 2nd, Big Eight
2007-08	20	13	7	9	17th, Big 12	12th 20-win season, postseason NIT					tie 2nd, Big Eight
Totals	1,335	1,189	602	668	6 NCAA, 15 NIT appearances						tie 2nd, Big Eight

Year-by-Year Results

1896-97

Overall Record: 2-0

Home: 2-0 Away: 0-0

Coach: Frank Lehmer

H	2/2	Lincoln YMCAW	11	8
H	2/23	Lincoln YMCAW	23	14

Season Notes: Six years after Dr. James Naismith invented the game, NU fielded its first team...Coach Frank Lehmer guided first team... both games were played seven-on-seven.

1897-98

Overall Record: 1-3

Home: 0-3 Away: 1-0

Coach: Frank Lehmer

H	1/8	Lincoln YMCAL	9	15
H	1/15	Omaha YMCAL	12	16
H	2/1	Lincoln YMCAL	13	20
A	2/22	Omaha YMCAW	10	9

Season Note: After three straight losses to open season, Nebraska ended its second year of intercollegiate basketball with 10-9 win over Omaha YMCA in its first-ever road game.

1898-99

Overall Record: 4-0

Home: 3-0 Away: 1-0

Coach: Frank Lehmer

H	12/13	Nebraska WesleyanW	37	5
H	1/17	DoaneW	52	7
H	1/20	Omaha YMCAW	21	14
A	2/2	Nebraska WesleyanW	57	3

Season Notes: Second undefeated season in school history...final season for NU's first coach, Frank Lehmer...after six games in first two seasons of intercollegiate basketball against Lincoln and Omaha YMCA teams, Huskers faced first collegiate opponent in Nebraska Wesleyan.

1899-1900

Overall Record: 5-0

Home: 5-0 Away: 0-0

Coach: T.P. Hewitt

H		Nebraska WesleyanW	42	9
H		Lincoln YMCAW	39	7
H		DoaneW	57	3
H		Omaha YMCAW	26	14
H	3/2	KansasW	48	8

Season Notes: Third and final undefeated season in school history... Kansas game at Lincoln was first-ever between Big Eight Conference schools and ranks as worst loss ever for Jayhawks... W.E. Anderson had school's first 30-point game with 34 vs. KU...Coach T.P. Hewitt's only season.

1900-01

Overall Record: 3-3

Home: 2-1 Away: 1-2

Coach: E. Berry

A		Omaha YMCAW	13	11
H		Lincoln YMCAW	10	8
H		Omaha YMCAW	20	12
H		Omaha YMCAL	20	28
A		Fond du LacL	20	32
A		Stevens Point A.C.L	13	38

Season Notes: NU opened season with three straight wins to run win streak to 13 straight, but then dropped final three games to finish .500...third consecutive .500 or better record...only season for Coach E. Berry.

1901-02

Overall Record: 5-3

Home: 3-0 Away: 2-3

Coach: Fred Morrell

H	1/18	Nebraska WesleyanW	63	14
H	2/1	Lincoln YMCAW	32	30
A	2/15	MinnesotaL	9	52
A	2/17	Sioux City YMCAW	42	24
A	2/28	HaskellL	29	79
A	3/1	KansasW	35	29

A	3/3	Topeka YMCAL	36	52
H	3/22	Topeka YMCAW	27	13

Season Notes: First and only season for Coach Fred Morrell...fourth straight .500 or better season.

1902-03

Overall Record: 7-5

Home: 3-1 Away: 4-4

Coach: Walter Hiltner

H	12/18	Lincoln YMCAW	25	18
A	1/17	HaskellL	18	25
H	1/24	Lincoln YMCAL	24	35
H	1/31	KansasW	23	18
A	2/3	Denver YMCAW	44	29
A	2/4	Colorado CollegeW	39	11
A	2/5	ColoradoW	28	12
A	2/6	Greeley HighW	25	15
A	2/7	Cheyenne BusinessL	28	42
H	2/20	Lincoln YMCAW	33	20
A	3/6	Minnesota AgL	4	13
A	3/7	MinnesotaL	14	41

Season Notes: In only season under Coach Walter Hiltner, Nebraska posted 7-5 record... fifth straight .500-plus campaign.

1903-04

Overall Record: 9-5

Coach: R.G. Clapp

(Sites and dates unavailable)

		Nebraska WesleyanW	47	10
		Highland ParkL	N/A	N/A
		Lincoln HighW	49	26
		Nebraska WesleyanL	31	32
		Lincoln YMCAL	N/A	N/A
		Lincoln YMCAW	N/A	N/A
		Lincoln YMCAW	31	12
		Nebraska WesleyanW	25	9
		Omaha ChristianW	35	26
		Sioux City YMCAL	14	49
		MorningsideW	57	27
		MinnesotaL	21	42
		Minneapolis YMCAW	15	10
H		WisconsinW	25	22

Season Notes: In first season under Coach R.G. Clapp, Nebraska won school-record nine games...Wisconsin was first Big Ten school to play Huskers at Lincoln.

1904-05

Overall Record: 11-5

Coach: R.G. Clapp

(Sites and dates unavailable)

		Nebraska WesleyanW	32	31
		Highland ParkL	34	39
		Nebraska WesleyanW	57	23
		Omaha YMCAW	24	21
		Fort DodgeW	53	27
		ShattuckW	44	22
		MinnesotaW	22	21
		MinnesotaW	28	25
		Omaha YMCAL	29	30
		BakerW	49	19
		Port WashingtonW	47	36
		RiponL	28	32
		MenashaW	37	19
		LawrenceW	37	24
		LewisL	32	61
		Chicago CentralL	22	59

Season Note: Huskers won then-school-record 11 games.

1905-06

Overall Record: 12-2

Home: 4-1 Away: 8-1


Coach: R.G. Clapp

H	1/13	Kansas City A.C.W	33	22
H	1/29	Kansas City YMCAW	25	24
H	2/3	BakerW	34	23
H	2/12	KansasL	17	37
A	2/19	Kansas StateW	50	14
A	2/20	Fort RileyW	43	13
A	2/21	BakerW	33	27
A	2/22	IndependenceW	41	16
A	2/23	Kansas City A.C.L	21	49
A	2/25	Kansas City A.C.W	26	25
H	3/15	Brown "B"W	57	12
A	3/20	BellevueW	39	27
A	3/21	Fort DodgeW	33	23
A	3/22	ShattuckW	59	23

Season Note: Nebraska won then-school-record 12 games with just two losses.



Nebraska's first basketball team posted a 2-0 record in 1896-97.



The 1911-12 team captured the school's first Missouri Valley Conference title.

1906-07

Overall Record: 10-6

Home: 5-0 Away: 5-6

Coach: R.G. Clapp

A	1/4	Crete	W	82	8
A	1/11	Nebraska Wesleyan	W	38	26
H	1/26	Central City	W	40	9
H	1/28	Iowa	W	25	17
H	2/9	Kansas	W	32	19
A	2/14	Fort Dodge	W	34	22
A	2/15	Minnesota	L	19	20
A	2/16	Minnesota	L	18	20
A	2/18	Hudson	W	26	25
A	2/19	Marshfield (Co. A)	W	33	16
A	2/20	Portage (Co. F)	L	23	27
A	2/21	Wisconsin	L	31	35
A	2/22	Iowa	L	29	32
A	2/23	Grinnell	L	21	27
H	3/1	Denver	W	40	13
H	3/25	Nebraska Wesleyan	W	59	11

Season Notes: Nebraska posted ninth straight .500 or better record, third consecutive under Coach R.G. Clapp...74-point margin of victory over Crete (82-8) is largest in school history.

1907-08

Overall Record: 9-10 Conference: 4-2 in Missouri Valley (2nd)

Home: 3-3 (2-2) Away: 6-7 (2-0)

Coach: R.G. Clapp

A	12/18	Nebraska Wesleyan	W	33	19
H	1/11	Muscatine	L	21	39
A	1/15	Kansas State	W	36	18
A	1/16	Washburn	W	26	25
A	1/17	Kansas	W	20	17
A	1/18	Kansas	W	23	21
H	1/23	Highland Park	W	51	23
H	1/31	Missouri	W	41	30
H	2/1	Missouri	W	43	31
H	2/21	Kansas	L	26	28
H	2/22	Kansas	L	25	28
A	2/28	Minnesota	L	12	43
A	2/29	Minnesota	L	10	32
A	3/2	Portage	L	16	39
A	3/3	Wisconsin	L	4	43
A	3/4	DePaul	W	25	18
A	3/5	Morrison	L	19	23
A	3/6	Iowa	L	26	39
A	3/7	Grinnell	L	14	37

Season Notes: First season as member of Missouri Valley Conference...Huskers won MVC North Division title with 4-2 record, but because of scheduling difficulties, did not play a game against a team in own division...Husker Wilbur Wood was nation's second black college basketball player at a predominately white institution...Jumbo Stiehm,

who would later become NU's football and basketball coach, scored 24 points in Wisconsin's 43-4 victory at Madison...second sub-.500 record in school history.

1908-09

Overall Record: 8-15 Conference: 5-5 in Missouri Valley (2nd)

Home: 5-5 (4-0) Away: 3-10 (1-5)

Coach: R.G. Clapp

H	12/12	Cotner	W	28	24
H	12/17	Lincoln YMCA	L	16	34
A	1/7	Kansas State	W	36	31
A	1/8	Kansas	L	13	48
A	1/9	Kansas	L	17	36
H	1/15	Iowa State	W	42	20
H	1/16	Iowa State	W	40	21
H	1/22	Drake	W	39	30
H	1/23	Drake	W	34	12
H	1/30	Kansas	L	13	18
H	2/1	Missouri	L	24	26
A	2/5	Minnesota	L	17	24
A	2/6	Minnesota	L	21	39
A	2/8	Iowa State	L	16	22
A	2/9	Iowa State	W	31	17
A	2/10	Drake	L	12	34
A	2/11	Drake	L	15	25
H	2/19	Minnesota	L	26	28
H	2/20	Minnesota	L	20	29
KC	3/4	Kansas	L	22	28
KC	3/5	Kansas	L	15	24
KC	3/6	Kansas	W	32	29
A	3/8	Nebraska Wesleyan	L	32	62

Season Notes: For second straight year, Nebraska captured MVC Northern Division title...Kansas took two of three games against Cornhuskers in playoff at Kansas City, Mo., and won conference title...W.W. Walsh earned first-team All-MVC honors, first NU player ever honored...Coach R.G. Clapp retired after six seasons.

1909-10

Overall Record: 6-10 Conference: 6-2 in Missouri Valley (2nd)

Home: 4-3 (4-0) Away: 2-7 (2-2)

Coach: T.J. Hewiat

A	1/6	Kansas State	L	16	27
A	1/7	Kansas	L	17	32
A	1/8	Kansas	L	16	40
H	1/21	Iowa State	W	24	21
H	1/22	Iowa State	W	29	26
H	1/28	Drake	W	40	14
H	1/29	Drake	W	27	6
A	2/8	Drake	W	20	16
A	2/10	Drake	W	22	13
A	2/11	Iowa State	L	23	34
A	2/12	Iowa State	L	17	18

H	2/14	Kansas State	L	17	28
A	2/18	Minnesota	L	14	33
A	2/19	Minnesota	L	9	27
H	2/26	Kansas	L	20	40
H	2/27	Kansas	L	13	40

Season Notes: In only season under Coach T.J. Hewiat, Nebraska finished 6-10...Huskers won MVC North Division title for third straight year, but Kansas had better division record than NU and was declared conference champion...E.O. Perry was first-team All-Missouri Valley Conference pick.

1910-11

Overall Record: 9-9 Conference: 6-6 in Missouri Valley (2nd)

Home: 6-3 (4-2) Away: 3-6 (2-4)

Coach: O.F. Field

H	1/7	Cotner	L	17	35
H	1/14	Nebraska Wesleyan	W	42	26
H	1/20	Iowa State	W	41	20
H	1/21	Iowa State	L	31	33
A	1/26	Morningside	W	23	19
A	1/27	Minnesota	L	10	25
A	1/28	Minnesota	L	15	40
H	2/4	South Dakota	W	30	25
A	2/6	Iowa State	L	27	31
A	2/7	Iowa State	W	22	19
A	2/8	Missouri	L	26	39
A	2/9	Missouri (OT)	L	36	37
A	2/10	Kansas	W	15	11
A	2/11	Kansas	L	12	37
H	2/24	Kansas	W	38	28
H	2/25	Kansas	W	34	24
H	2/26	Missouri	W	30	23
H	2/27	Missouri	L	20	23

Season Notes: NU finished second in Missouri Valley Conference, three games behind Kansas...J.P. Gibson and O.A. Frank earned first-team All-Missouri Valley Conference honors...NU's first-ever overtime game.

1911-12

Overall Record: 14-1 Conference: 8-0 in Missouri Valley (1st)

Home: 6-0 (4-0) Away: 8-1 (4-0)

Coach: E.O. "Jumbo" Stiehm

H	1/12	Drake	W	42	24
H	1/13	Drake	W	35	13
A	1/18	Kansas State	W	26	25
A	1/19	Kansas	W	30	27
A	1/20	Kansas	W	30	26
A	1/26	Minnesota	L	15	40
A	1/27	Morningside	W	62	10
H	2/2	Iowa State	W	33	12
H	2/3	Iowa State	W	40	14
A	2/21	Drake	W	33	15
A	2/22	Drake	W	46	14
A	2/23	Iowa State	W	31	21
A	2/24	Iowa State	W	31	12
H	3/1	Kansas	W	49	21
H	3/2	Kansas	W	29	28

Season Notes: Huskers claimed MVC North Division crown with 8-0 record...after 25-point loss at Minnesota in sixth game of season, Nebraska won final nine games...in first season as Husker mentor, Stiehm made history by becoming first coach in conference history to win football and basketball titles in the same academic year...he repeated the feat a year later.

1912-13

Overall Record: 17-2 Conference: 10-0 in Missouri Valley (1st)

Home: 10-0 (5-0) Away: 7-2 (5-0)

Coach: E.O. "Jumbo" Stiehm

H	1/11	Cotner	W	29	18
H	1/17	Omaha X	W	46	13
H	1/18	Nebraska Wesleyan	W	39	26
A	1/23	St. Joseph's	W	25	11
A	1/24	Sacred Heart	W	31	9
A	1/25	Minnesota	L	11	20
H	1/31	Drake	W	32	7
H	2/1	Drake	W	24	15
A	2/7	Nebraska Wesleyan	W	27	20
H	2/15	Kansas State	W	27	16
A	2/19	Drake	W	21	4
A	2/20	Drake	W	25	11
A	2/21	Iowa State	W	29	12

A	2/22	Iowa StateW	16	10
H	2/28	Iowa StateW	28	8
H	3/1	Iowa StateW	24	12
H	3/10	KansasW	40	25
A	3/11	KansasW	18	16
N	3/12	Kansas*L	24	30

*Manhattan, Kan.

Season Notes: Huskers won North Division title with 10-0 record, recognized as league champion...dropped playoff game to South Division champ Kansas, 30-24, at Manhattan, Kan....Ross Haskell and Sam Carrier were first-team All-Missouri Valley Conference selections; Carrier also earned All-America honors.

1913-14

Overall Record: 15-3 Conference: 7-0 in Missouri Valley (1st)

Home: 7-2 (4-0) Away: 8-1 (3-0)

Coach: E.O. "Jumbo" Stiehm

H	1/10	Omaha XW	44	22
H	1/17	CotnerW	56	11
H	1/23	Nebraska WesleyanW	29	20
H	1/24	Nebraska WesleyanL	18	24
A	2/5	St. Joseph'sW	48	11
A	2/6	MinnesotaW	21	16
A	2/7	MinnesotaW	14	9
A	2/9	Fort Dodge Co. G.W	38	22
H	2/13	DrakeW	32	20
H	2/14	DrakeW	31	10
A	2/17	Omaha AlumniW	40	19
A	2/18	SimpsonL	21	22
A	2/19	DrakeW	36	17
A	2/20	Iowa StateW	15	9
A	2/21	Iowa StateW	16	3
H	2/27	Iowa StateW	24	16
H	2/28	Iowa StateW	41	13
H	3/5	Wesleyan AutoL	19	31

Season Notes: Nebraska captured Missouri Valley Conference North Division crown with 7-0 record...squad was known as "Point a Minute" team, because it was reported to be so fast it took a movie camera to catch it.

1914-15

Overall Record: 10-8 Conference: 8-4 in Missouri Valley (2nd)

Home: 3-2 (3-1) Away: 7-6 (5-3)

Coach: E.O. "Jumbo" Stiehm

A	1/6	Ft. Dodge (Co. G)L	18	23
A	1/7	HamlineW	20	9
A	1/8	MinnesotaL	18	22
A	1/9	MinnesotaL	9	23
H	1/15	Iowa StateW	32	15
H	1/16	Iowa StateW	25	12
A	1/20	Kansas StateW	26	19
A	1/21	Kansas StateW	26	20
A	1/22	KansasL	18	43
A	1/23	KansasL	23	30
A	2/5	Nebraska WesleyanW	13	9
A	2/10	DrakeW	14	5
A	2/11	DrakeW	23	14
A	2/12	Iowa StateW	24	12
A	2/13	Iowa StateL	11	25
H	2/19	DrakeL	19	20
H	2/20	DrakeW	27	11
H	3/3	Nebraska WesleyanL	15	39

Season Notes: Huskers finished second in Missouri Valley Conference race, three games back of first-place Kansas...final season for Coach E.O. Stiehm.

1915-16

Overall Record: 13-1 Conference: 12-0 in Missouri Valley (1st)

Home: 8-0 (8-0) Away: 5-1 (4-0)

Coach: Sam Waugh

H	1/14	KansasW	34	33
H	1/15	KansasW	40	27
H	1/21	DrakeW	41	12
H	1/22	DrakeW	44	16
A	1/30	Burgess-NashW	24	20
H	2/4	Iowa StateW	35	21
H	2/5	Iowa StateW	31	14
H	2/11	Kansas StateW	21	20
H	2/12	Kansas StateW	26	25
A	2/18	Nebraska WesleyanL	19	23
A	2/23	DrakeW	34	24

A	2/24	DrakeW	40	15
A	2/25	Iowa StateW	23	14
A	2/26	Iowa StateW	29	17

Season Notes: Huskers won Missouri Valley Conference title with 12-0 record; finished 13-1 in only season under direction of Coach Sam Waugh...lone loss was 23-19 decision to cross-town rival Nebraska Wesleyan.

1916-17

Overall Record: 12-10 Conference: 4-8 in Missouri Valley (5th)

Coach: Dr. E.J. Stewart

(Some sites and dates unavailable)

SimpsonW	20	13	
CotnerW	42	10	
GrinnellL	9	22	
St. Joseph'sW	21	11	
St. Thomas (Minn.)W	23	8	
HamlineW	15	8	
Brandeis (Omaha)W	29	11	
York CollegeW	23	14	
Nebraska WesleyanW	27	14	
H 2/9	MissouriL	16	18
H 2/10	MissouriL	7	18
A	Kansas StateL	13	45
A	Kansas StateL	10	34
A 2/16	KansasW	21	19
A 2/17	KansasL	10	30
A 2/22	Iowa StateL	7	19
A 2/23	Iowa StateL	17	24
DrakeW	23	13	
DrakeW	26	18	
Nebraska WesleyanL	15	18	
H 3/9	Iowa StateL	22	24
H 3/10	Iowa StateW	24	21

Season Note: First season on sideline for Coach E.J. Stewart.

1917-18

Overall Record: 7-7 Conference: 4-5 in Missouri Valley (5th)

Home: 3-3 (1-1) Away: 4-4 (3-4)

Coach: Dr. E.J. Stewart

H	Camp FunstonL	14	43
H	Fort DodgeW	19	16
H	Fort DodgeL	14	21
A	Washington (Mo.)L	17	44
A 2/8	MissouriL	9	22
A 2/9	MissouriL	8	16
H 2/15	KansasW	24	23
H 2/16	KansasL	25	31
A	Nebraska WesleyanW	18	10
H	Nebraska WesleyanW	24	14
A	DrakeW	32	10
A	DrakeW	21	14
A	Kansas StateW	31	23
A	Kansas StateL	16	26

Season Note: Eighth straight .500 or better record.

1918-19

Overall Record: 10-6 Conference: 10-6 in Missouri Valley (3rd)

Home: 6-3 (6-3) Away: 4-3 (4-3)

Coach: Dr. E.J. Stewart

A 1/22	DrakeW	34	13
A 1/23	GrinnellW	24	14
A 1/24	GrinnellL	15	16
A 1/25	DrakeW	24	14
H 1/30	DrakeL	15	22
H 2/1	DrakeW	19	9
H 2/7	Washington (Mo.)W	35	25
H 2/8	Washington (Mo.)W	28	13
H 2/14	MissouriW	28	26
H 2/15	MissouriW	21	14
A 3/5	KansasL	17	31
A 3/6	KansasW	29	24
H 3/8	Kansas StateL	32	34
A 3/9	Kansas StateL	21	30
H 3/12	GrinnellW	27	15
H 3/13	GrinnellL	21	22

Season Notes: NU finished third in Missouri Valley Conference race... Carl Jackson was first-team all-conference pick, first for Huskers in six seasons...final season for Coach E.J. Stewart.

1919-20

Overall Record: 22-2 Conference: No conference affiliation

Home: 11-1 Away: 11-1

Coach: Paul Schlisser

H 12/17	MorningsideW	37	14
H 12/18	MorningsideW	39	9
H 1/9	Omaha Athletic ClubW	51	10
H 1/10	Omaha Athletic ClubW	26	23
A 1/13	HastingsW	47	9
A 1/14	Colorado CollegeW	32	19
A 1/15	Colorado CollegeL	23	25
A 1/16	ColoradoW	27	16
A 1/17	ColoradoW	24	17
H 1/23	South DakotaW	41	12
H 1/24	South DakotaW	33	12
H 2/5	IndianaL	20	24
H 2/6	IndianaW	38	18
H 2/13	Michigan StateW	43	26
H 2/14	Michigan StateW	39	20
A 2/20	Notre DameW	25	18
H 2/21	Notre DameW	31	15
A 2/24	MorningsideW	44	12
A 2/25	MorningsideW	50	13
A 2/26	Knox (OT)W	31	24
A 2/27	ValparaisoW	30	17
A 2/28	ValparaisoW	35	20
H 3/5	Colorado CollegeW	23	9
H 3/6	Colorado CollegeW	33	12

Season Notes: Playing without a conference affiliation for first time since 1906-07 season, Nebraska finished with first 20-win season ever (22 victories)...fewest losses for NU since 1915-16 season...22 wins would stand as school record until 1990-91 campaign...first season on Husker sideline for Coach Paul Schlisser.

1920-21

Overall Record: 15-3 Conference: 9-1 in Missouri Valley (2nd)

Home: 10-1 (6-0) Away: 5-2 (3-1)

Coach: Paul Schlisser

A 1/1	IllinoisW	30	25
A 1/3	IllinoisL	24	26
A 1/4	Illinois WesleyanW	32	1
H 1/14	GrinnellW	31	10
H 1/15	GrinnellW	28	15
H 1/21	South DakotaW	39	13
H 1/31	OklahomaW	34	20
H 2/1	OklahomaW	28	15
A 2/9	Iowa StateL	30	38
A 2/10	Iowa StateW	32	23
A 2/11	GrinnellW	31	16
A 2/12	GrinnellW	29	22
H 2/18	Notre DameW	25	18
H 2/19	Notre DameW	39	21
H 2/25	ColgateL	15	21
H 2/26	ColgateW	24	15
H 3/4	Iowa StateW	33	16
H 3/5	Iowa StateW	37	11

Season Notes: Nebraska finished second in the conference race with 9-1 mark...final season for coach Paul Schlisser.

1921-22

Overall Record: 8-9 Conference: 8-8 in Missouri Valley (1-4th)

Home: 4-4 (4-4) Away: 4-5 (4-4)

Coach: Owen A. Frank

A 1/4	WisconsinL	14	27
H 1/7	Washington (Mo.)W	31	23
A 1/9	Iowa StateW	21	14
H 1/13	MissouriL	31	46
H 1/14	GrinnellW	27	17
H 1/19	KansasL	15	25
A 1/27	OklahomaL	21	29
H 2/4	Iowa StateL	7	26
A 2/7	GrinnellW	28	25
A 2/14	Kansas StateW	25	24
A 2/18	DrakeL	32	34
H 2/22	OklahomaW	39	34
A 2/24	MissouriL	16	55
A 2/25	Washington (Mo.)W	33	32
H 2/28	DrakeL	15	29
H 3/3	Kansas StateW	21	13
A 3/6	KansasL	18	41

Season Note: In first season under Coach Owen A. Frank, Nebraska finished 8-9 overall, 8-8 in MVC.

1922-23

Overall Record: 6-12 Conference: 5-11 in Missouri Valley (6th)

Home: 2-7 (1-7) Away: 4-5 (4-4)

Coach: Owen A. Frank

A	1/5	Kansas.....	L	20	30
A	1/6	Kansas State.....	W	21	15
H		Drake.....	L	18	30
H		Oklahoma.....	W	25	19
H	1/22	Missouri.....	L	18	33
A	1/25	Drake.....	L	25	36
A	1/26	Iowa State.....	W	21	15
A	1/27	Grinnell.....	W	20	13
H		Grinnell.....	L	17	32
H	2/3	Iowa State.....	L	17	21
A		Oklahoma.....	L	25	31
H	2/12	Kansas.....	L	15	36
H		Kansas State.....	L	14	17
H		Washington (Mo.).....	L	32	34
A	2/24	Missouri.....	L	22	39
A		Washington (Mo.).....	W	24	22
H		Nebraska Wesleyan.....	W	24	22
A		Creighton.....	L	24	46

Season Note: Final season for Coach Owen A. Frank.

1923-24

Overall Record: 11-7 Conference: 10-6 in Missouri Valley (3rd)

Home: 8-2 (7-2) Away: 3-5 (3-4)

Coach: W.E. Kline

A		Kansas City A.C.....	L	18	27
H	1/5	Missouri.....	W	24	18
H		Oklahoma.....	W	35	21
H		Kansas State.....	W	27	14
A	1/17	Kansas State.....	L	23	26
A	1/18	Kansas.....	L	18	19
A		Oklahoma.....	L	20	32
H	1/26	Kansas.....	L	10	13
H		Creighton.....	W	25	21
A		Drake.....	L	15	19
A		Grinnell.....	W	32	19
A	2/8	Missouri.....	W	31	11
A	2/9	Washington (Mo.).....	W	32	18
H		Grinnell.....	W	32	18
H		Washington (Mo.).....	W	38	17
A	2/27	Iowa State.....	W	18	16
H	3/3	Iowa State.....	W	27	14
H		Drake.....	L	12	25

Season Note: Nebraska finished 11-7 in Coach W.E. Kline's rookie season.

1924-25

Overall Record: 12-5 Conference: 11-5 in Missouri Valley (2nd)

Home: 6-2 (6-2) Away: 6-3 (5-3)

Coach: W.E. Kline

A	1/9	Kansas State.....	W	23	11
A	1/10	Oklahoma.....	W	23	18
H	1/17	Drake.....	W	20	8

H	1/31	Kansas.....	L	20	25
H	2/7	Oklahoma.....	W	31	17
H	2/9	Grinnell.....	W	35	27
H	2/13	Kansas State.....	W	32	20
A	2/17	Kansas.....	L	20	28
A	2/20	Washington (Mo.).....	W	24	20
A	2/21	Missouri.....	W	25	20
H	2/24	Iowa State.....	W	37	17
H	2/27	Missouri.....	W	24	21
A	2/28	Creighton.....	W	15	11
A	3/2	Drake.....	L	10	18
A	3/3	Grinnell.....	L	21	36
A	3/4	Iowa State.....	W	28	13
H	3/5	Washington (Mo.).....	L	16	36

Season Notes: In second and final season under Coach W.E. Kline, Huskers finished second to Kansas in Missouri Valley Conference race...Orr Goodson and Mutt Volz were first-team all-conference picks, first time a Husker player had been so honored since 1918-19 season; first time two NU players landed spot on first unit since 1912-13.

1925-26

Overall Record: 8-10 Conference: 7-7 in Missouri Valley (5th)

Home: 4-5 (4-3) Away: 4-5 (3-4)

Coach: Ernest Bearg

H	12/18	South Dakota.....	L	19	20
A	1/2	Kansas City A.C.....	L	20	36
A	1/9	Creighton.....	W	20	15
H	1/16	Grinnell.....	W	24	14
H	1/23	Iowa State.....	W	18	13
A	1/30	Grinnell.....	W	39	18
A	2/1	Iowa State.....	W	27	12
A	2/2	Drake.....	W	23	21
H	2/6	Kansas.....	L	14	25
A	2/9	Kansas State.....	L	26	41
H	2/15	Creighton.....	L	11	15
H	2/16	Kansas State.....	L	21	28
H	2/19	Missouri.....	L	24	26
H	2/20	Washington (Mo.).....	W	26	20
A	2/27	Kansas.....	L	17	30
H	3/1	Drake.....	W	22	21
A	3/5	Missouri.....	L	22	24
A	3/6	Washington (Mo.).....	L	14	22

Season Notes: In only season under Coach Ernest Bearg, Huskers finished 8-10...after playing in Grant Hall since 1897, NU dropped first-ever game in NU Coliseum to Kansas, 25-14.

1926-27

Overall Record: 12-6 Conference: 7-5 in Missouri Valley (4th)

Home: 7-2 (4-2) Away: 5-4 (3-3)

Coach: Charles T. Black

A		Hillyard's.....	L	20	36
A		Kansas State.....	L	23	34
A		Washington (Mo.).....	W	37	20
A	1/15	Missouri.....	W	35	23
A	1/19	Kansas.....	W	27	24

H		Drake.....	L	34	35
H	1/29	Iowa State.....	W	35	19
A		Oklahoma.....	W	37	29
A		Oklahoma State.....	L	24	27
H		Grinnell.....	W	30	22
H		Kansas State.....	W	26	24
H		Missouri.....	W	27	22
H		Oklahoma.....	W	36	26
H		Washington (Mo.).....	W	41	24
H	2/26	Kansas.....	L	25	34
H		Oklahoma State.....	W	35	25
A	3/3	Iowa State.....	L	24	26
A	3/4	Drake.....	W	46	32

Season Notes: In first season under Coach Charles T. Black, a former Kansas All-American, Huskers finished 12-6 and 7-5 in Missouri Valley, good for fourth place...Clark Smatha earned first-team All-Missouri Valley Conference honors.

1927-28

Overall Record: 7-11 Conference: 7-11 in Missouri Valley (1-7th)

Home: 5-4 (5-4) Away: 2-7 (2-7)

Coach: Charles T. Black

A	12/16	Washington (Mo.).....	L	27	28
A	12/17	Missouri.....	L	15	36
H	1/7	Missouri.....	W	36	26
H	1/9	Washington (Mo.).....	L	19	30
A	1/14	Drake.....	L	28	32
H	1/21	Kansas State.....	L	24	29
H	1/28	Iowa State.....	W	37	26
H	2/4	Oklahoma State.....	L	21	32
A	2/9	Iowa State.....	W	32	26
A	2/10	Grinnell.....	W	35	22
H	2/14	Drake.....	W	34	27
A	2/17	Kansas.....	L	27	33
A	2/18	Kansas State.....	L	22	28
H	2/24	Kansas.....	W	32	28
H	2/25	Oklahoma.....	L	36	38
H	2/28	Grinnell.....	W	35	16
A	3/3	Oklahoma.....	L	28	43
A	3/5	Oklahoma State.....	L	43	47

Season Notes: Entire schedule was played against conference opponents...NU was 7-9 with two games left, but lost bid for .500 with losses at Oklahoma and Oklahoma State to end season.

1928-29

Overall Record: 11-5 Conference: 5-5 in Big Six (3rd)

Home: 6-2 (3-2) Away: 5-3 (2-3)

Coach: Charles T. Black

H	12/20	South Dakota.....	W	36	25
A	1/4	Colorado College.....	W	32	24
A	1/5	Colorado College.....	W	48	26
H	1/12	Missouri.....	L	25	30
H	1/15	South Dakota.....	W	46	28
H	1/19	Kansas.....	W	30	29
A	1/24	Kansas State.....	L	21	30
A	1/26	Oklahoma.....	L	20	29
H	2/2	Iowa State.....	W	45	39
A	2/7	Kansas.....	W	37	31
H	2/11	Oklahoma.....	L	34	39
H	2/16	Drake.....	W	37	24
A	2/22	Iowa State.....	L	33	37
A	2/23	Drake.....	W	33	26
A	2/25	Missouri.....	W	39	33
H	3/2	Kansas State.....	W	62	45

Season Notes: After being affiliated with the Missouri Valley Conference since 1907-08, Nebraska, Missouri, Kansas, Kansas State, Iowa State and Oklahoma formed the Big Six...second winning season in three years for Coach Charles T. Black.

1929-30

Overall Record: 9-9 Conference: 6-4 in Big Six (3rd)

Home: 6-3 (3-2) Away: 3-6 (3-2)

Coach: Charles T. Black

A	12/28	Saint Louis.....	L	27	37
A	12/30	Butler.....	L	26	38
A	1/2	West Virginia.....	L	19	45
A	1/4	Pittsburgh.....	L	27	34
A	1/10	Kansas State.....	W	41	39
H	1/11	Montana State.....	L	30	61
H	1/14	South Dakota State.....	W	29	27
A	1/18	Missouri.....	L	21	27



Grant Hall was Nebraska's home from 1897 until 1926, when the NU Coliseum opened.



The NU Coliseum served as the home of Nebraska basketball from 1926 until 1976.

H	1/20	Oklahoma.....	W	35	20
A	1/22	Iowa State.....	W	32	22
H	1/25	Iowa.....	W	41	26
H	2/1	Kansas State.....	L	42	46
A	2/8	Oklahoma.....	W	47	37
A	2/10	Kansas.....	L	20	27
H	2/12	Saint Louis.....	W	45	43
H	2/15	Missouri.....	W	34	31
H	2/22	Iowa State.....	W	52	50
H	3/1	Kansas.....	L	35	36

Season Notes: Nebraska led Big Six in scoring at 34.9 points per game...Don Maclay was first-team All-Big Six center...NU finished two games back of league champion Missouri.

1930-31

Overall Record: 9-9 Conference: 6-4 in Big Six (2nd)

Home: 5-4 (3-2) Away: 4-5 (3-2)

Coach: Charles T. Black

A	12/13	South Dakota.....	W	18	17
H	12/19	Pittsburgh.....	L	22	23
A	12/27	Washington.....	L	38	41
A	12/29	Washington.....	L	24	27
A	12/30	Washington.....	L	32	38
H	1/5	Brigham Young.....	L	44	55
H	1/10	Missouri.....	W	42	32
A	1/17	Oklahoma.....	W	36	30
A	1/19	Kansas (OT).....	W	31	30
H	1/24	Drake.....	W	30	25
H	1/31	Iowa State.....	W	31	19
H	2/2	Butler.....	W	32	14
A	2/7	Missouri.....	L	20	33
A	2/9	Kansas State.....	W	37	31
H	2/14	Kansas.....	L	29	34
A	2/16	Iowa State.....	L	28	42
H	2/24	Kansas State.....	L	30	32
H	2/28	Oklahoma.....	W	41	30

Season Notes: Nebraska's second-place finish in Big Six race was its best since 1924-25 campaign...Huskers finished one game back of first-place Kansas...center Don Maclay earned All-America honors...Steve Hokuf earned first-team All-Big Six honors as a guard.

1931-32

Overall Record: 3-17 Conference: 2-8 in Big Six (6th)

Home: 1-9 (1-4) Away: 2-8 (1-4)

Coach: Charles T. Black

H	12/12	South Dakota.....	L	36	41
H	12/17	Brigham Young.....	L	27	31
A	12/19	Iowa.....	L	29	34
A	12/28	Wisconsin-Superior.....	L	34	36
A	12/29	Minnesota.....	L	24	32
H	1/4	Carleton.....	L	30	40
A	1/8	Iowa State.....	W	28	24
A	1/9	Drake.....	W	33	19
H	1/12	Kansas.....	L	31	34
A	1/16	Missouri.....	L	18	30
A	1/18	Kansas State.....	L	20	32

H	1/23	Oklahoma.....	L	34	37
H	2/1	Iowa State.....	L	32	33
H	2/6	Kansas State.....	W	32	26
H	2/10	Saint Louis.....	L	28	31
A	2/13	Oklahoma.....	L	32	46
A	2/15	Kansas.....	L	19	51
H	2/26	Missouri.....	L	28	32
A	3/4	Creighton.....	L	18	47
H	3/7	Creighton.....	L	26	28

Season Notes: Three wins were fewest for Huskers since 1900-01 season...last year of NU-Creighton series until 1977-78 campaign...final season for Coach Charles T. Black.

1932-33

Overall Record: 3-13 Conference: 2-8 in Big Six (1-5th)

Home: 2-7 (1-4) Away: 1-6 (1-4)

Coach: William H. Browne

H	12/16	Arkansas.....	L	24	41
A	12/22	Carleton.....	L	19	23
A	12/23	Minnesota.....	L	25	27
H	1/2	Minnesota.....	L	22	32
H	1/3	Stanford.....	L	17	21
A	1/6	Kansas.....	L	29	32
A	1/7	Missouri.....	L	33	37
H	1/14	Kansas State.....	W	31	25
H	1/30	Iowa State.....	L	25	30
H	2/4	Kansas.....	L	20	34
A	2/11	Oklahoma.....	L	35	39
A	2/13	Kansas State.....	L	30	36
H	2/18	South Dakota.....	W	34	25
H	2/25	Missouri.....	L	31	39
A	2/28	Iowa State.....	W	43	16
H	3/4	Oklahoma.....	L	27	38

Season Notes: Huskers finished with three wins for second consecutive season...debut for Coach William H. Browne...Steve Hokuf was first-team All-Big Six pick and earned All-America honors.

1933-34

Overall Record: 7-11 Conference: 5-5 in Big Six (4th)

Home: 5-2 (4-1) Away: 2-9 (1-4)

Coach: William H. Browne

A	12/20	Marquette.....	L	22	25
A	12/21	Northwestern.....	L	22	35
A	12/22	DePaul.....	L	13	33
A	12/29	North Dakota.....	L	22	50
A	12/30	North Dakota State.....	W	32	29
A	1/1	Minnesota.....	L	16	32
A	1/5	Iowa State (OT).....	W	37	31
H	1/9	Kansas.....	W	24	21
A	1/13	Missouri.....	L	26	36
A	1/15	Kansas State.....	L	24	25
H	1/20	Wyoming.....	L	24	33
H	1/27	Oklahoma.....	L	36	44
H	2/3	Kansas State.....	W	38	31
H	2/9	Missouri.....	W	34	27
A	2/17	Oklahoma.....	L	23	53

A	2/19	Kansas.....	L	24	25
H	2/24	Iowa State.....	W	26	21
H	3/3	Saint Louis.....	W	29	25

Season Note: Nebraska lost four straight to open the season, then went 7-7 over last 14 games.

1934-35

Overall Record: 6-12 Conference: 3-7 in Big Six (5th)

Home: 6-4 (3-2) Away: 0-8 (0-5)

Coach: William H. Browne

A	12/15	Wyoming.....	L	23	26
H	12/20	Iowa.....	L	24	31
H	12/22	North Dakota.....	W	34	21
H	12/29	Minnesota.....	W	26	24
H	1/2	Stanford.....	L	31	34
A	1/4	Millikin.....	L	35	36
A	1/5	Saint Louis.....	L	28	30
H	1/12	Iowa State.....	W	32	31
A	1/19	Missouri.....	L	31	32
A	1/21	Kansas State.....	L	41	47
H	1/26	Denver.....	W	34	22
H	2/4	Missouri.....	L	21	23
A	2/9	Oklahoma.....	L	32	38
A	2/11	Kansas.....	L	21	32
H	2/15	Kansas.....	L	24	32
H	2/18	Oklahoma.....	W	32	24
A	2/23	Iowa State.....	L	14	22
H	3/2	Kansas State.....	W	28	21

Season Note: NU won Big Six opener, then dropped six straight in conference play and finished with fourth consecutive losing record.

1935-36

Overall Record: 13-8 Conference: 7-3 in Big Six (2nd)

Home: 7-1 (4-1) Away: 6-7 (3-2)

Coach: William H. Browne

H	12/17	Brigham Young.....	W	53	34
A	12/20	Minnesota.....	W	41	24
A	12/27	Wyoming.....	W	46	42
A	12/28	Brigham Young.....	L	39	46
A	12/30	Utah.....	W	48	47
A	1/3	Santa Clara.....	L	48	61
A	1/4	Stanford.....	L	39	42
A	1/7	Denver.....	L	35	45
H	1/10	Missouri.....	W	31	26
H	1/13	Wyoming.....	W	31	22
A	1/18	Oklahoma.....	W	40	33
A	1/20	Kansas.....	L	23	45
A	1/25	Iowa State (OT).....	L	40	41
H	2/1	Kansas State.....	W	43	30
H	2/3	South Dakota.....	W	48	27
A	2/8	Missouri.....	W	43	33
A	2/10	Kansas State.....	W	40	32
H	2/15	Iowa State.....	W	49	20
H	2/24	Oklahoma.....	W	55	28
H	2/29	Kansas.....	L	36	43

Olympic Playoff

KC	3/12	Oklahoma State.....	L	19	36
----	------	---------------------	---	----	----

Season Notes: George Wahquist was first-team All-Big Six selection and earned All-America honors...NU finished second to Kansas in Big Six race, three games back of 10-0 Jayhawks...13 wins were most for Huskers since school-record 22 victories in 1919-20.

1936-37

Overall Record: 13-7 Conference: 8-2 in Big Six (1-1st)

Home: 7-1 (4-1) Away: 6-6 (4-1)

Coach: William H. Browne

A	12/11	South Dakota.....	L	31	33
H	12/19	Montana.....	W	53	39
H	12/21	Minnesota.....	W	29	24
H	12/22	Ohio State.....	W	32	23
A	12/26	Loyola (Ill.).....	L	35	53
A	12/28	Western Reserve.....	W	41	35
A	12/29	Canisius.....	L	34	39
A	12/30	St. Thomas (Pa.).....	W	42	41
A	1/1	Temple.....	L	27	43
A	1/2	George Washington.....	L	22	41
A	1/9	Missouri.....	W	31	22
H	1/16	Iowa State.....	W	45	33
H	1/18	Oklahoma.....	L	31	34
A	1/30	Kansas State.....	W	41	38

A	2/2	Kansas.....	L	22	27
A	2/12	Oklahoma.....	W	33	29
H	2/15	Kansas State.....	W	40	37
H	2/19	Missouri.....	W	50	21
H	2/27	Kansas.....	W	37	32
A	3/3	Iowa State.....	W	48	31

Season Notes: Nebraska closed season with five straight wins to earn a share of Big Six title for first time since 1915-16...Robert Parsons was first-team All-Big Six pick and earned All-America honors...NU had consecutive double-digit win total for first time in more than a decade.

1937-38

Overall Record: 9-11 Conference: 4-6 in Big Six (1-3rd)

Home: 7-3 (3-2) Away: 2-8 (1-4)

Coach: William H. Browne

A	12/11	Ohio State.....	L	31	42
H	12/17	South Dakota.....	W	44	28
A	12/20	Minnesota.....	L	28	33
A	12/23	Indiana.....	L	42	43
A	12/28	Detroit.....	L	33	34
A	12/30	Bradley.....	L	30	50
A	1/1	Niagara.....	W	43	37
H	1/7	California.....	W	38	32
H	1/10	Colorado.....	W	29	18
H	1/14	Missouri.....	L	18	27
H	1/22	Kansas State.....	W	46	32
A	1/29	Iowa State.....	W	35	32
A	2/2	Kansas.....	L	33	48
A	2/5	Oklahoma.....	L	48	50
H	2/9	Oklahoma.....	W	52	42
A	2/12	Missouri.....	L	30	38
H	2/14	Iowa State.....	W	50	23
H	2/19	Loyola (Ill.).....	W	39	38
A	2/21	Kansas State.....	L	29	41
H	2/26	Kansas.....	L	47	50

Season Note: Robert Parsons was first-team All-Big Six pick for second straight season.

1938-39

Overall Record: 7-13 Conference: 3-7 in Big Six (5th)

Home: 5-5 (3-2) Away: 2-8 (0-5)

Coach: William H. Browne

H	12/10	South Dakota.....	W	44	30
H	12/17	Bradley.....	L	24	39
H	12/21	Minnesota.....	L	37	66
H	12/23	Wyoming.....	W	38	30
A	12/26	California.....	W	46	43
A	12/27	California.....	L	30	58
A	12/29	UCLA.....	W	35	30
A	12/30	UCLA.....	L	40	42
A	1/3	Stanford.....	L	47	56
H	1/14	Kansas.....	W	48	37
A	1/17	Kansas State.....	L	38	43
A	1/21	Missouri.....	L	41	54
A	1/28	Oklahoma.....	L	39	56
H	1/30	Iowa State.....	W	51	44
H	2/8	Kansas State.....	W	42	34
A	2/14	Kansas.....	L	46	49
H	2/18	Missouri.....	L	36	46
H	2/24	DePaul.....	L	33	37
A	2/27	Iowa State.....	L	28	41
H	3/4	Oklahoma.....	L	45	53

Season Notes: NU ended season with five straight losses; recorded second consecutive losing season...Oklahoma, a team that swept the Huskers, represented Big Six in first NCAA Tournament.

1939-40

Overall Record: 6-12 Conference: 2-8 in Big Six (1-4th)

Home: 5-6 (2-3) Away: 1-6 (0-5)

Coach: William H. Browne

H	12/9	South Dakota.....	W	39	15
H	12/15	Indiana.....	L	39	49
H	12/20	Stanford.....	W	48	47
A	12/23	Minnesota.....	L	37	61
H	12/27	Utah.....	L	40	63
A	12/30	Wisconsin.....	W	53	43
H	1/2	Detroit.....	L	46	47
H	1/6	California.....	W	46	32
H	1/8	Iowa State.....	W	44	28
A	1/13	Missouri.....	L	33	46

A	1/19	Kansas State.....	L	25	32
A	1/23	Kansas.....	L	24	40
H	1/27	Oklahoma.....	L	41	56
H	2/3	Missouri.....	L	40	41
A	2/9	Oklahoma.....	L	28	45
H	2/13	Kansas State.....	W	61	28
A	2/17	Iowa State.....	L	33	40
H	2/24	Kansas.....	L	41	48

Season Notes: Nebraska dropped eight of last nine games to spoil Coach W.H. Browne's final season...Huskers dropped 10-point decision to eventual national champion Indiana at Lincoln in second game of season.

1940-41

Overall Record: 8-10 Conference: 6-4 in Big Six (3rd)

Home: 5-4 (3-2) Away: 3-6 (3-2)

Coach: A.J. Lewandowski

A	12/6	South Dakota.....	L	39	40
H	12/14	Marquette.....	W	35	20
H	12/18	Kentucky.....	W	40	39
H	12/21	Minnesota.....	L	36	43
A	12/26	California.....	L	24	30
A	12/27	Stanford.....	L	46	57
A	12/30	Oregon State.....	L	38	61
H	1/4	Wisconsin.....	L	31	46
H	1/7	Kansas State.....	W	33	23
H	1/10	Oklahoma.....	L	29	40
A	1/17	Kansas State.....	L	32	35
H	1/20	Missouri.....	W	40	29
A	1/25	Iowa State.....	W	38	35
H	2/1	Iowa State.....	W	41	36
A	2/10	Kansas.....	L	38	44
A	2/15	Missouri.....	W	38	36
A	2/22	Oklahoma.....	W	43	42
H	3/1	Kansas.....	L	53	55

Season Notes: Two-point loss to Kansas in season finale kept Nebraska from .500 record for first time since 1936-37 season...Sid Held and Don Fritz earned first-team All-Big Six honors...first season of five-year tenure for Coach A.J. Lewandowski...for second straight year, NU lost game to eventual national champion (Wisconsin) in non-league play.

1941-42

Overall Record: 6-13 Conference: 4-6 in Big Six (4th)

Home: 4-4 (3-2) Away: 2-9 (1-4)

Coach: A.J. Lewandowski

H	12/12	South Dakota.....	W	48	28
A	12/15	Indiana.....	L	29	56
A	12/16	Kentucky.....	L	27	42
H	12/20	UCLA.....	L	36	42
H	12/22	Oregon.....	L	42	49
A	12/27	Minnesota.....	L	32	56

A	12/29	Detroit.....	L	29	33
A	12/30	Iowa.....	W	41	34
H	1/6	Kansas State.....	W	44	38
H	1/12	Missouri.....	W	51	45
A	1/17	Kansas.....	L	32	51
H	1/24	Great Lakes.....	L	40	50
A	1/31	Iowa State.....	L	33	39
A	2/2	Kansas State.....	L	35	38
H	2/7	Iowa State.....	W	39	31
A	2/14	Kansas.....	L	30	58
A	2/16	Oklahoma.....	L	29	37
H	2/21	Oklahoma.....	L	41	46
A	2/28	Missouri.....	W	41	40

Season Note: After 2-0 Big Six start, NU lost four straight and seven of last nine games to finish with sub-.500 record for fifth straight season.

1942-43

Overall Record: 6-10 Conference: 5-5 in Big Six (1-3rd)

Home: 4-4 (3-2) Away: 2-6 (2-3)

Coach: A.J. Lewandowski

A	12/7	South Dakota.....	L	30	40
A	12/12	Illinois.....	L	27	69
H	12/19	Iowa.....	W	52	43
H	12/30	Indiana.....	L	39	40
A	1/5	Kansas State.....	W	41	32
A	1/16	Missouri.....	W	39	36
A	1/18	Iowa State.....	L	38	50
H	1/21	Gardner Naval.....	L	37	52
H	1/30	Oklahoma.....	L	32	56
KC	2/6	Gardner Naval.....	L	37	43
H	2/13	Kansas.....	L	24	56
H	2/17	Kansas State (OT).....	W	50	47
H	2/20	Missouri.....	W	56	50
A	2/23	Kansas.....	L	33	52
H	2/27	Iowa State.....	W	51	36
A	3/1	Oklahoma.....	L	48	65

Season Notes: Huskers swept Missouri third straight season...also swept Kansas State for first time in seven seasons.

1943-44

Overall Record: 2-13 Conference: 1-9 in Big Six (1-5th)

Home: 2-5 (1-4) Away: 0-8 (0-5)

Coach: A.J. Lewandowski

A	12/10	Iowa.....	L	33	50
A	12/11	DePaul.....	L	15	55
A	12/13	Minnesota.....	L	21	40
H	12/18	South Dakota.....	W	41	31
A	1/8	Iowa State.....	L	24	56
A	1/15	Kansas.....	L	27	51
A	1/17	Oklahoma.....	L	35	45
H	1/22	Minnesota.....	L	32	45



Nebraska's 1936-37 team tied for the Big Six Conference title.

H	2/1	Kansas State.....	W	54	47
H	2/5	Missouri (OT).....	L	32	36
A	2/12	Missouri.....	L	29	44
A	2/14	Iowa State.....	L	35	58
H	2/19	Kansas.....	L	47	56
H	2/26	Oklahoma.....	L	32	43
A	2/29	Kansas State.....	L	37	40

Season Notes: Fewest wins in season for Huskers since 1897-98 campaign...Nebraska failed to win road game for first time in eight years.

1944-45

Overall Record: 2-17 Conference: 1-9 in Big Six (6th)

Home: 2-7 (1-4) Away: 0-10 (0-5)

Coach: A.J. Lewandowski

H	12/16	Iowa.....	L	45	61
H	12/22	Minnesota.....	L	54	55
KC	12/23	Kansas State.....	L	46	49
H	12/27	Pentahlon.....	W	54	40
A	12/29	Illinois.....	L	39	71
A	12/30	Indiana.....	L	42	65
H	1/3	Oklahoma.....	L	37	44
A	1/8	Iowa State.....	L	38	50
A	1/12	Kansas.....	L	33	48
A	1/13	Oklahoma*.....	L	45	48
A	1/15	NATTC**.....	L	34	57
A	1/20	Kansas State.....	L	48	70
H	1/30	Navy Pre-Flight.....	L	42	62
H	2/3	Missouri.....	L	41	47
H	2/10	Kansas.....	W	59	45
A	2/17	Missouri (2OT).....	L	54	55
A	2/19	Iowa State.....	L	45	47
A	2/20	Navy Pre-Flight***.....	L	41	55
H	2/24	Kansas State.....	L	47	55

*at Oklahoma City, Okla.; **at Norman, Okla.;

***at Iowa City, Iowa

Season Notes: Final season for Coach A.J. Lewandowski...Huskers lost 10 straight from Dec. 27 through Feb. 3, ended streak with 14-point homecourt win over Kansas, then lost final four games of season.

1945-46

Overall Record: 7-13 Conference: 3-7 in Big Six (1-4th)

Home: 5-4 (2-3) Away: 2-9 (1-4)

Coach: L.F. Klein

A	12/8	Minnesota.....	L	30	55
H	12/11	South Dakota.....	W	52	29
KC	12/14	Missouri.....	L	54	63
KC	12/15	Kansas State.....	W	62	47
A	12/17	Iowa.....	L	35	61
H	12/20	Illinois.....	L	51	62
H	12/28	Oregon State.....	W	48	40
A	12/29	Bradley.....	L	33	53
A	12/31	Marquette.....	L	36	49
H	1/2	Kansas State.....	W	44	37
A	1/7	Oklahoma.....	L	48	70
H	1/11	Kansas.....	L	45	56
A	1/14	Iowa State.....	L	39	57
A	1/18	Missouri.....	W	44	42
H	2/1	South Dakota State.....	W	52	50
H	2/8	Iowa State.....	L	45	57
H	2/11	Oklahoma.....	L	44	51
A	2/15	Kansas.....	L	30	72
H	2/25	Missouri.....	W	42	39
A	2/28	Kansas State.....	L	49	54

Season Note: L.F. Klein replaced A.J. Lewandowski as NU head coach and guided Huskers to 7-13 record in only season on bench.

1946-47

Overall Record: 10-14 Conference: 3-7 in Big Six (1-5th)

Home: 7-4 (3-2) Away: 3-10 (0-5)

Coach: Harry Good

H	12/4	South Dakota.....	W	68	37
H	12/7	Ottumwa Navy.....	W	65	45
H	12/9	Drake.....	W	48	44

Big Six Holiday Tournament

KC	12/12	Arkansas.....	L	46	57
KC	12/13	Iowa State.....	W	54	51
KC	12/14	Oklahoma.....	L	52	63
H	12/17	St. Mary's (Calif.).....	L	54	58
H	12/23	Minnesota.....	L	58	66
A	12/28	Illinois.....	L	37	72



Nebraska's 1949-50 team tied Kansas and Kansas State for the Big Seven title with an 8-4 record.

A	12/30	Louisville.....	L	53	68
A	12/31	Western Kentucky.....	L	56	74
A	1/4	Kansas State.....	L	54	63
H	1/6	Oklahoma.....	W	44	41
H	1/14	Kansas.....	W	48	46
A	1/18	Missouri.....	L	41	47
A	1/20	Iowa State.....	L	44	61
A	1/31	Drake.....	W	65	44
A	2/1	Ottumwa Navy.....	W	72	53
H	2/4	South Dakota State.....	W	53	34
H	2/10	Iowa State.....	L	54	56
A	2/15	Kansas.....	L	37	69
A	2/17	Oklahoma.....	L	49	63
H	2/22	Missouri.....	L	49	60
H	2/27	Kansas State.....	W	54	50

Season Notes: NU was 9-10 with five games to go, but lost four of last five games to end 10-14...Harry Good became the NU head coach after several seasons at the University of Indiana...first year of league-sponsored Holiday Tournament at Kansas City, Mo., an event that lasted through 1978-79.

1947-48

Overall Record: 11-13 Conference: 5-7 in Big Seven (5th)

Home: 6-4 (3-3) Away: 5-9 (2-4)

Coach: Harry Good

H	12/8	Purdue.....	L	56	60
A	12/13	Minnesota.....	L	59	63
H	12/16	South Dakota.....	W	65	38

Big Seven Holiday Tournament

KC	12/18	Missouri.....	W	46	44
KC	12/19	Oklahoma.....	L	46	47
KC	12/20	Kansas (OT).....	L	60	64
H	12/23	Colorado State.....	W	67	47
A	12/27	Stanford*.....	W	51	47
A	12/29	San Jose State.....	L	38	39
A	12/30	Nevada-Reno.....	L	58	63
A	1/2	Northern Colorado.....	W	58	54
A	1/6	Iowa State.....	L	44	55
H	1/12	Missouri.....	L	54	66
A	1/17	Colorado.....	W	59	55
H	1/31	Kansas State.....	L	45	64
H	2/3	South Dakota State.....	W	66	56
A	2/7	Kansas.....	W	61	57
A	2/9	Oklahoma.....	L	57	79
A	2/14	Missouri.....	L	41	47
H	2/21	Iowa State.....	W	62	57

H	2/25	Colorado.....	W	58	53
A	2/27	Kansas State.....	L	49	56
H	3/1	Oklahoma.....	L	74	81
H	3/6	Kansas.....	W	70	64

*San Francisco, Calif.

Season Notes: Claude Retherford led team in scoring, tallied school single-season record 244 points...Huskers were 10-11 going into final three games of season and had shot at first winning season since 1935-36, but dropped two of those games for 11th straight losing season...Colorado joined Big Six and the league changed its name to the Big Seven...NU led Big Seven in scoring at 55.9 points per game for all games.

1948-49

Overall Record: 16-10 Conference: 9-3 in Big Seven (1-1st)

Home: 9-2 (5-1) Away: 7-8 (4-2)

Coach: Harry Good

H	12/1	NW Missouri State.....	W	59	39
H	12/6	Minnesota.....	L	52	61
H	12/11	Northern Iowa.....	W	63	52
A	12/17	Purdue.....	L	47	64
A	12/18	Cincinnati.....	L	46	64
A	12/20	Duquesne.....	L	49	55
A	12/21	Western Reserve.....	W	83	80

Big Seven Holiday Tournament

KC	12/28	Kansas State.....	L	34	48
KC	12/29	Missouri.....	L	50	52
KC	12/30	Harvard.....	W	56	54
H	1/8	Kansas.....	W	52	34
H	1/11	Washington (Mo.).....	W	48	45
H	1/15	Iowa State.....	W	71	50
H	1/29	South Dakota.....	W	72	50
H	1/31	Kansas State.....	W	70	48
H	2/5	Colorado.....	W	45	43
A	2/12	Kansas.....	W	49	39
A	2/14	Oklahoma.....	L	45	47
A	2/19	Iowa State.....	W	44	41
H	2/21	Missouri.....	W	47	46
A	2/26	Colorado.....	W	56	45
A	3/1	Kansas State.....	L	28	53
H	3/5	Oklahoma.....	L	49	56
A	3/7	Missouri.....	W	52	48

Big Seven Playoff

KC	3/14	Oklahoma.....	W	57	56
----	------	---------------	---	----	----

NCAA District Tournament

KC	3/16	Oklahoma State (2).....	L	35	52
----	------	-------------------------	---	----	----

Season Notes: Cornhuskers tied Oklahoma for first-place in league,



Coach Harry Good guided NU to a share of the 1949 and 1950 Big Seven titles.

beat Sooners in league playoff for spot in NCAA District Tournament... first NU title on hardwood since 1936-37 season... Claude Retherford led team in scoring for third straight year, finished with then-school single-season record 311 points... Retherford was first-team All-Big Seven pick, led conference in scoring for league games-only at 12.4 points per game and was conference MVP... Bus Whitehead also earned first-team all-conference honors... for second straight year, NU led league in scoring with 52.3 average.

1949-50

Overall Record: 16-7 Conference: 8-4 in Big Seven (1-1st)

Home: 12-1 (5-1) Away: 4-6 (3-3)

Coach: Harry Good

H 12/3	South Dakota StateW	61	32
H 12/7	NW Missouri StateW	58	39
A 12/12	Bradley (1)L	54	64
H 12/14	Northern IowaW	60	54
H 12/17	BaylorW	69	55
H 12/19	Northern ColoradoW	63	43
H 12/23	IdahoW	66	45

Big Seven Holiday Tournament

KC 12/28	ColoradoL	57	67
KC 12/29	MichiganL	65	67
KC 12/30	Iowa State (OT)W	85	67
H 1/2	South DakotaW	47	40
H 1/10	KansasW	57	56
H 1/14	Iowa StateW	64	46
A 1/16	ColoradoL	59	72
H 1/30	Kansas State (OT, 12)W	65	63
H 2/6	MissouriW	50	41
A 2/11	KansasL	36	49
A 2/13	OklahomaW	57	55
H 2/18	ColoradoW	59	49
A 2/20	MissouriW	55	48
A 2/25	Iowa State (OT)W	56	54
H 3/4	16/OklahomaL	48	64
A 3/11	Kansas State (14)L	60	63

Season Notes: Nebraska tied Kansas and Kansas State for Big Seven title; second straight year Huskers earned share of conference crown... NU went into final regular-season game with chance to win crown outright, but dropped three-point decision at Kansas State, forced to settle for tie with Jayhawks and Wildcats... Huskers finished seventh in Big Seven Holiday tourney, but opened league play 4-1, then after 13-point loss at Kansas, rebounded to win four straight before losing back-to-back games to end season... Bus Whitehead was first-team All-Big Seven performer, led Cornhuskers in scoring and tallied then-single-season record 360 points... NU made first-ever appearance in AP poll at No. 16 the week of Feb. 28.

1950-51

Overall Record: 9-14 Conference: 4-8 in Big Seven (5th)

Home: 7-2 (4-2) Away: 2-12 (0-6)

Coach: Harry Good

A 12/2	MinnesotaL	41	55
H 12/4	NW Missouri StateW	61	39
A 12/8	WashingtonL	49	54

A 12/9	WashingtonL	53	71
A 12/11	California*L	59	62
A 12/12	Santa ClaraW	53	38
H 12/19	Northern IowaW	63	55

Big Seven Holiday Tournament

KC 12/28	Missouri (9)W	54	52
KC 12/29	Kansas StateL	53	72
KC 12/30	Kansas (10)L	47	63
H 1/3	South DakotaW	74	49
A 1/6	Kansas (20)L	41	66
H 1/8	Iowa StateW	51	49
A 1/15	ColoradoL	45	51
A 2/2	Iowa StateL	51	67
H 2/5	Kansas State (4)L	50	79
H 2/10	Kansas (20)L	52	61
A 2/12	OklahomaL	49	72
H 2/19	MissouriW	54	52
H 2/24	BaylorW	58	45
A 2/26	Kansas State (5)L	48	74
H 3/3	OklahomaW	46	44
A 3/7	MissouriL	57	68

*San Francisco, Calif.

Season Notes: After a 1-1 start in league play, NU lost five straight, before winning three of last five league games... Bob Pierce averaged team-high 16.7 points, broke NU single-season scoring mark with 384 points... Jim Buchanan was only other player in double digits.

1951-52

Overall Record: 7-17 Conference: 3-9 in Big Seven (7th)

Home: 7-4 (3-3) Away: 0-13 (0-6)

Coach: Harry Good

H 12/1	Northern IowaW	60	44
H 12/8	MinnesotaL	55	63
H 12/11	NW Missouri StateW	59	43
H 12/15	Fresno StateW	72	48
A 12/19	Southern MethodistL	55	61
A 12/20	Texas Christian (OT)L	57	58
A 12/21	TampaL	76	81
A 12/22	MiamiL	60	70

Big Seven Holiday Tournament

KC 12/27	Kansas State (8)L	67	87
KC 12/28	ColoradoL	63	68
KC 12/29	Iowa StateL	66	75
H 1/5	ColoradoW	63	61
A 1/12	Kansas State (7)L	36	71
H 1/14	Kansas (1)L	66	69
H 1/26	South DakotaW	82	59
A 1/28	Iowa StateL	72	78
H 2/2	MissouriL	55	60
H 2/9	OklahomaW	67	66
A 2/11	ColoradoL	65	67
A 2/16	Kansas (9)L	52	90
A 2/18	OklahomaL	59	65
H 2/25	Iowa StateW	75	53
H 3/1	Kansas State (3)L	60	75
A 3/3	MissouriL	53	68

Season Notes: Huskers posted second straight losing record and finished last in league for first time since 1944-45 campaign... guard Jim Buchanan earned All-America honors and was first-team All-Big Seven pick... Buchanan led Huskers in scoring with 16.7 average.

1952-53

Overall Record: 9-11 Conference: 4-8 in Big Seven (6th)

Home: 5-4 (2-4) Away: 4-7 (2-4)

Coach: Harry Good

H 12/6	South DakotaW	65	53
A 12/13	MinnesotaL	62	71
H 12/17	SpringfieldW	82	73
A 12/20	BradleyW	73	65

Big Seven Holiday Tournament

KC 12/27	KansasL	66	73
KC 12/29	Iowa StateW	83	79
KC 12/30	ColoradoL	53	67
H 1/3	HarvardW	92	53
A 1/5	ColoradoW	80	65
H 1/12	KansasL	59	65
H 1/17	Iowa StateL	60	78
H 1/19	MissouriW	73	62
H 2/7	Kansas State (5)W	80	67
H 2/9	ColoradoL	78	86
A 2/14	Kansas (14)L	58	77
A 2/16	OklahomaW	59	53
A 2/21	MissouriL	59	66
H 2/28	OklahomaL	70	78
A 3/2	Iowa StateL	66	93
A 3/10	Kansas State (8)L	80	108

Season Notes: Huskers were 8-5 at one point, but lost six of final seven games to post third straight losing season... Bill Johnson led team in both scoring (13.9) and rebounding (9.4).

1953-54

Overall Record: 8-13 Conference: 5-7 in Big Seven (1-4th)

Home: 6-3 (4-2) Away: 2-10 (1-5)

Coach: Harry Good

A 12/5	MinnesotaL	64	75
H 12/12	IowaW	81	70
H 12/15	South DakotaW	70	53
A 12/19	Oregon State (11)L	55	83
A 12/21	OregonL	68	84
A 12/22	OregonL	72	74

Big Seven Holiday Tournament

KC 12/26	Kansas StateW	78	74
KC 12/29	OklahomaL	70	86
KC 12/30	MissouriL	57	72
A 1/4	Iowa StateW	74	60
H 1/9	OklahomaW	76	72
H 1/11	Kansas StateW	88	75
H 1/18	MissouriW	80	72
A 2/6	Kansas StateL	70	91
H 2/8	ColoradoL	67	75
A 2/13	Kansas (20)L	68	79
A 2/15	OklahomaL	68	76
A 2/20	ColoradoL	58	83
H 2/22	Kansas (17)L	62	67
H 2/27	Iowa StateW	78	65
A 3/1	MissouriL	67	82

Season Notes: Huskers got off to 3-6 start, opened Big Seven play with four straight wins, but lost six straight and seven of their final eight games to finish 8-13... Bill Johnson led team in both scoring (18.2) and rebounding (11.2) for second straight season... Johnson's scoring average stood as NU record for 13 seasons... Johnson grabbed NU single-game record 26 rebounds in Jan. 4 game at Iowa State.

1954-55

Overall Record: 9-12 Conference: 6-6 in Big Seven (1-3rd)

Home: 7-1 (5-1) Away: 2-11 (1-5)

Coach: Jerry Bush

A 12/6	Iowa (4)L	61	84
H 12/11	South DakotaW	87	51
A 12/18	BradleyW	93	68
A 12/20	Alabama (19)L	76	88
A 12/22	Memphis StateL	79	86

Big Seven Holiday Tournament

KC 12/27	Missouri (7)L	58	75
KC 12/29	ColoradoL	47	89
KC 12/30	Kansas (16)L	66	69

H	1/4	Iowa StateW	76	63
A	1/8	Missouri (9)L	59	67
H	1/11	Kansas StateW	69	59
H	1/15	KansasW	66	62
H	1/21	NW Missouri StateW	74	54
A	2/5	Kansas StateL	62	79
H	2/7	ColoradoW	84	77
H	2/12	OklahomaW	75	67
H	2/14	Missouri (14)L	73	76
A	2/19	KansasW	68	55
A	2/21	OklahomaL	76	78
A	2/26	Iowa StateL	75	82
A	3/5	ColoradoL	66	77

Season Notes: Under the direction of first-year mentor Jerry Bush, the Huskers finished 9-12...Bush, who replaced Harry Good as NU's coach, came to Lincoln after posting a 129-59 record in seven years at Toledo...Huskers were 9-9 after 18 games, but lost last three games to record school's fifth straight losing season...Willard Fagler led team in scoring with 13.6 average, while Rex Ekwall averaged team-high 11.5 rebounds per game.

1955-56

Overall Record: 7-16 Conference: 3-9 in Big Seven (6th)

Home: 5-5 (2-4) Away: 2-11 (1-5)

Coach: Jerry Bush

A	12/3	IowaL	51	60
H	12/9	Texas Tech (OT)W	69	63
A	12/10	MichiganL	71	77
A	12/12	Wichita StateL	46	71
H	12/16	UCLAW	71	65
A	12/19	WisconsinL	52	71
H	12/21	Vanderbilt (8)L	48	66

Big Seven Holiday Tournament

KC	12/28	MissouriL	66	71
KC	12/29	Cornell (N.Y.)W	70	69
KC	12/30	Kansas StateL	51	79
A	1/7	ColoradoL	63	78
H	1/16	MissouriW	83	77
H	1/21	ColoradoL	50	77
H	2/4	Emporia StateW	72	59
H	2/6	Kansas StateL	52	66
A	2/11	KansasL	56	80
A	2/13	Oklahoma (OT)W	68	61
H	2/18	Iowa State (OT)L	69	71
A	2/20	Kansas StateL	50	73
H	2/25	KansasL	56	60
H	3/3	Oklahoma (OT)W	64	63
A	3/5	MissouriL	80	88
A	3/9	Iowa StateL	74	94

Season Notes: Biggest win of season was 71-65 homecourt decision over eventual Pac-8 Conference champion UCLA, the only time an NU team beat a John Wooden-coached Bruin squad...three of NU's seven wins were in overtime...Rex Ekwall led NU in both scoring (14.9) and rebounding (10.7).

1956-57

Overall Record: 11-12 Conference: 5-7 in Big Seven (1-4th)

Home: 7-2 (4-2) Away: 4-10 (1-5)

Coach: Jerry Bush

A	11/30	UCLAL	56	69
A	12/1	UCLAL	60	78
H	12/3	IowaW	67	43
H	12/8	MichiganW	73	60
H	12/10	WisconsinW	53	51
H	12/17	PurdueW	65	62
A	12/20	Texas TechW	67	66
A	12/22	VanderbiltL	54	78

Big Seven Holiday Tournament

KC	12/27	Michigan StateL	65	79
KC	12/28	MissouriW	70	65
KC	12/29	Iowa State (14)L	69	89
H	1/7	ColoradoW	74	52
A	1/12	ColoradoL	56	60
A	1/19	MissouriW	84	65
A	2/4	Kansas StateL	53	89
H	2/9	Kansas (2)L	54	69
A	2/11	MissouriW	53	49
A	2/16	Iowa State (9)L	47	59
H	2/18	Kansas State (17)L	56	81
A	2/23	Kansas (2)L	60	87
A	2/25	OklahomaL	53	55

H	3/6	OklahomaW	64	55
H	3/9	Iowa State (17)W	67	58

Season Notes: After 0-2 start, Huskers won five straight games, with four of those victories against Big Ten schools...NU was 8-6 after Jan. 19 win over Missouri, but dropped five of its next seven games for seventh straight losing season...Rex Ekwall led team in both scoring (13.3) and rebounding (9.3).

1957-58

Overall Record: 10-13 Conference: 5-7 in Big Seven (1-4th)

Home: 9-2 (5-1) Away: 1-11 (0-6)

Coach: Jerry Bush

H	12/2	South Dakota StateW	64	52
H	12/5	WyomingW	77	66
A	12/7	MichiganL	57	81
A	12/9	Notre Dame (15)L	56	69
H	12/14	PurdueL	61	70
H	12/16	DenverW	68	63
H	12/19	OhioW	61	53
A	12/21	MarquetteL	64	79

Big Seven Holiday Tournament

KC	12/27	PrincetonW	74	64
KC	12/28	Kansas State (3)L	57	88
KC	12/30	Iowa State (20)L	51	61
A	1/6	MissouriL	54	55
A	1/11	Kansas State (4)L	59	74
H	1/13	Oklahoma (14)W	57	54
H	1/18	Iowa StateL	52	57
A	2/1	Iowa StateL	63	78
A	2/8	Kansas (2)L	46	102
A	2/10	Oklahoma (20)L	39	66
H	2/12	Missouri (OT)W	67	62
H	2/17	ColoradoW	50	41
H	2/22	Kansas (4)W	43	41
H	3/3	Kansas State (1)W	55	48
A	3/8	ColoradoL	52	54

Season Notes: After splitting its first eight games, NU lost eight of its next nine games before winning four of final five games...two of the school's most-memorable wins came late in season...Kansas handed NU its worst loss ever, 102-46, at Lawrence, but Huskers avenged loss by knocking off fourth-ranked Jayhawks in Lincoln, 43-41...NU guard Jimmy Kubacki hit a 15-foot jumper with two seconds left to give the Huskers the win over the Wilt Chamberlain-led Jayhawks...nine days later, the Huskers shocked No. 4 Kansas State and Omaha native Bob Boozer...K-State went into March 3 game ranked fourth in AP poll, but was No. 1 when the new poll was released on March 4...Wilson Fitzpatrick and Gary Reimers both averaged a team-best 11.5 points per game, while Herschell Turner led team in rebounding with an 8.2 average.

1958-59

Overall Record: 12-13 Conference: 5-9 in Big Eight (1-5th)

Home: 9-3 (4-3) Away: 3-10 (1-6)

Coach: Jerry Bush

H	12/1	Northwest Missouri StateW	85	44
H	12/6	Montana StateW	75	43
H	12/8	Marquette (17)W	62	60
A	12/13	MinnesotaL	57	78
H	12/15	Texas TechW	54	46
A	12/18	Bradley (11)L	48	85
A	12/20	Michigan State (11)L	55	80

Big Eight Holiday Tournament

KC	12/27	Oklahoma StateW	55	48
KC	12/29	ColoradoL	50	54
KC	12/30	OklahomaW	60	43
A	1/5	ColoradoL	50	57
H	1/10	Oklahoma StateW	47	44
H	1/12	MissouriW	81	69
H	1/17	Iowa StateW	52	49
H	1/31	DetroitW	91	77
H	2/2	Kansas State (3)L	43	50
A	2/7	Oklahoma StateL	39	54
A	2/9	OklahomaL	48	54
H	2/14	KansasL	55	63
A	2/21	KansasL	50	66
H	2/23	ColoradoW	62	61
A	2/28	Iowa StateL	56	59
A	3/2	MissouriW	81	79
H	3/5	OklahomaL	54	65
A	3/9	Kansas State (2)L	54	76

Season Notes: NU finished with best record in nine-year tenure of Coach Jerry Bush...NU was 12-11 heading into final two games, and needed one win to secure first winning season since 1949-50, but it dropped both games to finish 12-13...Herschell Turner led team in scoring (17.1) and rebounding (9.8)...Turner was first-team All-Big Eight pick and third-team All-America...Turner's scoring average was best for NU player since Bill Johnson's 18.2 mark in 1953-54...Oklahoma State's addition to the league made the Big Seven the Big Eight.

1959-60

Overall Record: 7-17 Conference: 4-10 in Big Eight (1-7th)

Home: 6-5 (4-3) Away: 1-12 (0-7)

Coach: Jerry Bush

H	12/5	Air ForceW	68	54
H	12/7	MinnesotaW	76	66
H	12/14	Notre DameL	62	70
H	12/17	Michigan State (20T)L	80	82
A	12/19	Oregon StateL	60	63
N*	12/21	Oregon StateL	65	67
A	12/23	Montana StateL	58	64

Big Eight Holiday Tournament

KC	12/26	ColoradoL	55	64
KC	12/29	Kansas StateL	63	71
KC	12/30	MissouriW	78	67
A	1/4	Iowa StateL	53	57
H	1/9	KansasL	47	60
A	1/11	MissouriL	61	69
A	1/16	Colorado (OT)L	57	62
H	1/30	ColoradoL	54	58
H	2/1	MissouriW	64	59
A	2/6	Oklahoma StateL	47	52
A	2/8	OklahomaL	54	63
H	2/13	Iowa StateW	69	49
H	2/20	Kansas StateW	70	60
H	2/22	OklahomaL	49	50
H	2/27	Oklahoma StateW	54	47
A	3/5	Kansas StateL	74	83
A	3/7	KansasL	74	79

*Portland, Ore.

Season Notes: After a 2-0 start, NU lost seven straight and 12 of its next 13 games and went on to finish 7-17...Herschell Turner was a first-team All-Big Eight performer after leading team in scoring (15.9) and rebounding (8.0) for second straight season...Turner became first 1,000-point scorer in school history with 1,056 points.

1960-61

Overall Record: 10-14 Conference: 4-10 in Big Eight (6th)

Home: 7-5 (3-4) Away: 3-9 (1-6)

Coach: Jerry Bush

H	12/1	Northern IowaW	78	68
H	12/3	Wichita StateL	63	65
H	12/7	Utah StateW	65	60
H	12/13	DenverW	77	52
A	12/17	Detroit (3)L	62	71
A	12/19	CincinnatiL	60	75
H	12/21	ArizonaW	79	55

Big Eight Holiday Tournament

KC	12/28	KansasL	53	78
KC	12/29	MissouriW	90	72
KC	12/30	Oklahoma StateW	70	61
H	1/7	MissouriW	62	48
H	1/9	Colorado (OT)W	65	61
A	1/14	Colorado*L	51	66
H	1/21	Iowa StateL	58	66
A	2/4	Oklahoma StateL	47	55
A	2/6	OklahomaL	58	69
H	2/11	KansasL	33	38
A	2/13	Iowa StateL	62	68
H	2/18	Oklahoma StateL	61	65
H	2/20	OklahomaW	83	61
A	2/25	KansasW	69	68
H	2/27	Kansas State (8)L	67	77
A	3/4	Kansas State (7)L	56	75
A	3/6	MissouriL	76	97

*CU won game, but later forfeited

Season Notes: After back-to-back wins over Oklahoma and Kansas in late February, Huskers stood 10-11 and needed two wins in final three games to secure first winning season since 1949-50, but NU lost all three games to finish 10-14...Tom Russell led NU in both scoring (12.5) and rebounding (9.7).



Herschell Turner (left) earned third-team All-America honors under Coach Jerry Bush in 1959. Turner was also a two-time All-Big Eight performer for the Huskers.

1961-62

Overall Record: 9-16 Conference: 5-9 in Big Eight (1-5th)

Home: 5-5 (2-5) Away: 4-11 (3-4)

Coach: Jerry Bush

A	12/4	Wichita State.....	L	49	79
H	12/7	Southern Methodist.....	W	63	60
A	12/9	Air Force.....	L	49	58
H	12/11	Notre Dame.....	W	65	61
H	12/16	Ohio.....	W	81	64
A	12/20	Wyoming.....	L	70	71
A	12/22	California.....	L	49	50
A	12/23	Stanford.....	L	59	72

Big Eight Holiday Tournament

KC	12/27	Kansas State (5).....	L	48	60
KC	12/29	Oklahoma State.....	W	52	51
KC	12/30	Kansas.....	L	68	69
A	1/6	Kansas.....	W	69	67
H	1/10	Oklahoma.....	W	57	56
H	1/13	Colorado.....	L	56	58
A	1/20	Iowa State.....	L	72	84
A	2/3	Kansas State (4).....	L	53	72
H	2/5	Oklahoma State.....	W	57	56
A	2/10	Colorado.....	L	63	74
H	2/12	Iowa State.....	L	66	79
A	2/17	Missouri.....	W	65	63
H	2/21	Kansas.....	L	70	73
H	2/24	Missouri.....	L	63	81
A	3/3	Oklahoma State.....	L	64	65
A	3/5	Oklahoma (OT).....	W	71	69
H	3/7	Kansas State (3).....	L	60	84

Season Notes: Six losses by three or fewer points gave Huskers 9-16 record rather than 15-10 mark...for second straight season, Tom Russell led NU in both scoring (16.5) and rebounding (8.0)...Russell also ranked seventh nationally in field goal percentage at .560... Russell scored then-school-record 38 points in Huskers' 73-70 homecourt loss to Kansas.

1962-63

Overall Record: 6-19 Conference: 1-13 in Big Eight (8th)

Home: 4-9 (1-6) Away: 2-10 (0-7)

Coach: Jerry Bush

A	12/1	Texas Tech.....	W	68	66
A	12/3	Houston.....	L	61	68
H	12/8	Air Force.....	W	43	39
H	12/10	Northern Iowa.....	W	78	59
H	12/15	Denver.....	L	54	63
H	12/17	Miami (Ohio).....	W	72	69
H	12/21	Southern California.....	L	49	58
H	12/22	Southern California.....	L	53	55

Big Eight Holiday Tournament

KC	12/26	Iowa State.....	L	68	82
----	-------	-----------------	---	----	----

KC	12/28	Colorado.....	L	47	59
KC	12/29	Oklahoma.....	W	93	86
H	1/7	Colorado.....	L	47	75
A	1/12	Kansas State.....	L	53	66
A	1/19	Kansas.....	L	53	72
H	2/2	Kansas State.....	L	60	72
A	2/4	Iowa State.....	L	69	83
H	2/9	Missouri.....	L	61	69
H	2/11	Iowa State.....	L	54	75
A	2/16	Oklahoma State.....	L	41	51
A	2/18	Oklahoma.....	L	77	84
H	2/23	Kansas.....	L	39	45
H	2/25	Oklahoma State.....	W	49	48
H	3/2	Oklahoma.....	L	75	77
A	3/4	Colorado.....	L	51	80
A	3/6	Missouri.....	L	72	84

Season Notes: After a 4-2 start, NU lost 14 of next 15 games, including 10 straight to open Big Eight Conference play...Huskers avert winless conference record and snap 10-game losing streak with 49-48 win over Oklahoma State late in February...season was last for Coach Jerry Bush, who resigned following the season after nine years at the helm...the 19 losses were most ever in one year for a Husker team...Daryl Petsch led team in scoring with 14.8 average, while Charlie Jones was club's top rebounder (8.2).

1963-64

Overall Record: 7-18 Conference: 5-9 in Big Eight (1-6th)

Home: 6-5 (4-3) Away: 1-13 (1-6)

Coach: Joe Cipriano

H	12/2	Wyoming.....	W	79	72
A	12/6	Michigan (8).....	L	55	80
A	12/7	Purdue.....	L	75	81
H	12/9	Texas Tech.....	L	60	76
H	12/14	Houston.....	L	58	64
A	12/20	Southern California.....	L	73	79
A	12/21	Southern California.....	L	64	79

Big Eight Holiday Tournament

KC	12/26	Kansas State.....	L	78	100
KC	12/28	Oklahoma.....	L	66	75
KC	12/30	Colorado.....	L	58	80
A	1/6	Iowa State.....	W	55	52
H	1/11	Missouri (OT).....	W	74	69
A	1/14	Kansas.....	L	48	74
H	1/18	Oklahoma City.....	W	74	65
A	2/1	Missouri.....	L	60	78
H	2/3	Kansas State (OT).....	L	66	73
H	2/8	Oklahoma (2OT).....	W	76	69
H	2/10	Oklahoma State.....	W	54	53
H	2/15	Colorado.....	L	52	60
A	2/17	Kansas State.....	L	48	50
H	2/22	Iowa State.....	W	57	55
H	2/24	Kansas.....	L	55	64

A	2/29	Oklahoma State.....	L	45	81
A	3/2	Oklahoma.....	L	76	82
A	3/9	Colorado.....	L	73	89

Season Notes: After guiding Idaho to a 22-5 record in 1962-63, Joe Cipriano was tabbed as the Huskers' 22nd basketball coach, replacing Jerry Bush, who resigned after the 1962-63 season...NU scored 79-72 win over Wyoming in Cipriano's debut, then lost nine straight before opening Big Eight play with a 55-52 win at Iowa State... Charlie Jones led NU in scoring (12.9) and rebounding (6.8).

1964-65

Overall Record: 10-15 Conference: 5-9 in Big Eight (1-6th)

Home: 8-4 (3-4) Away: 2-11 (2-5)

Coach: Joe Cipriano

A	12/3	Wyoming.....	L	68	94
H	12/5	Purdue.....	W	96	85
H	12/7	South Dakota.....	W	74	63
H	12/12	Michigan (1).....	W	74	73
A	12/18	Texas.....	L	73	77
A	12/20	Texas Tech.....	L	78	82
H	12/21	California.....	W	87	80
H	12/22	California.....	W	63	59

Big Eight Holiday Tournament

KC	12/28	Colorado.....	L	52	70
KC	12/29	Oklahoma State.....	L	61	74
KC	12/30	Iowa State.....	L	62	69
H	1/4	Kansas.....	L	56	66
A	1/9	Oklahoma State.....	L	54	93
A	1/11	Oklahoma.....	L	82	89
H	1/18	Iowa State.....	W	88	77
H	1/23	Oklahoma State.....	L	53	55
A	2/6	Colorado.....	L	52	62
A	2/9	Kansas State.....	W	62	57
H	2/13	Colorado.....	W	66	59
A	2/15	Missouri.....	L	74	92
A	2/20	Iowa State.....	W	69	65
A	2/23	Kansas.....	L	62	71
H	2/27	Oklahoma.....	W	67	63
A	3/2	Missouri.....	L	66	84
H	3/8	Kansas State.....	L	67	79

Season Notes: Fred Hare's buzzer-beater gave Huskers 74-73 homecourt upset win over top-ranked Michigan...Hare led NU in both scoring (15.2 ppg) and rebounding (7.4 rpg)...NU started 5-3, then dropped six straight and nine of its next 10 to assure 15th straight losing season.

1965-66

Overall Record: 20-5 Conference: 12-2 in Big Eight (2nd)

Home: 11-0 (7-0) Away: 9-5 (5-2)


Coach: Joe Cipriano

A	12/1	Wisconsin.....	W	101	88
H	12/7	Oregon State.....	W	75	63
A	12/10	California.....	L	71	87
A	12/11	California.....	W	70	68
H	12/14	Texas.....	W	75	64
H	12/18	South Dakota.....	W	77	60
H	12/20	Stanford.....	W	71	67

Big Eight Holiday Tournament

KC	12/27	Missouri (OT).....	W	69	67
KC	12/29	Oklahoma.....	W	92	79
KC	12/30	Kansas.....	L	61	71
A	1/4	Iowa State.....	W	76	74
H	1/8	Missouri.....	W	82	60
A	1/15	Kansas State.....	W	82	71
H	1/18	Kansas (6).....	W	83	75
H	1/22	Oklahoma.....	W	86	78
A	2/5	Oklahoma State (OT).....	W	45	41
A	2/7	Oklahoma.....	W	85	81
A	2/8	9/Oklahoma City (OT).....	L	81	85
H	2/12	9/Iowa State.....	W	81	70
A	2/19	9/Missouri.....	W	71	53
H	2/21	9/Colorado.....	W	70	63
A	2/26	8/Kansas (6).....	L	73	110
H	3/1	9/Kansas State.....	W	79	69
A	3/5	Colorado.....	L	88	95
H	3/7	Oklahoma State.....	W	85	64

Season Notes: The frustration of 15 straight losing seasons was wiped out in the Big Red's 20-5 campaign that ended one win short of a share of the school's first league title in some 15 years...NU headed into the final week of conference play tied with Kansas for the league's top spot, but a loss at Colorado ended the Huskers' title hopes...



Grant Simmons was Nebraska's first academic All-Big Eight player in 1966.

Huskers posted only second 20-win season in school history, first in 45 seasons...NU moved into the wire service polls, was rated as high as eighth and finished 11th in the final United Press International listing...Grant Simmons was first-team All-Big Eight pick and landed a spot on the USBWA District V all-star team...Stuart Lantz finished second in Big Eight sophomore-of-the-year voting to KU standout Jo Jo White...NU topped century mark for first time ever in 101-88 victory at Wisconsin to open season; later made first appearance in Big Eight Holiday Tournament championship game.

1966-67

Overall Record: 16-9 Conference: 10-4 in Big Eight (t-2nd)

Home: 10-1 (6-1) Away: 6-8 (4-3)

Coach: Joe Cipriano

H	12/2	Oregon.....	W	79	56
A	12/7	Wyoming.....	L	98	102
H	12/10	Pacific.....	W	90	78
H	12/12	Washington State.....	W	100	75
H	12/13	Washington State.....	W	80	78

Vanderbilt Invitational*

N	12/16	La Salle*.....	L	76	99
N	12/17	Portland*.....	W	71	69

Big Eight Holiday Tournament

KC	12/27	Kansas State.....	L	81	98
KC	12/29	Oklahoma State.....	W	73	64
KC	12/30	Colorado.....	L	66	73
A	1/7	Oklahoma State.....	W	67	57
A	1/9	Oklahoma.....	L	87	99
H	1/14	Colorado.....	W	84	80
H	1/26	Oklahoma.....	W	97	78
H	1/28	Missouri.....	W	99	82
A	2/4	Kansas State.....	W	67	59
A	2/7	Kansas (7).....	L	58	84
H	2/11	Iowa State.....	W	94	82
A	2/18	Iowa State.....	W	76	65
H	2/25	Kansas State.....	W	79	71
A	2/28	Missouri.....	W	80	73
H	3/4	Kansas (4).....	L	57	64
H	3/6	Oklahoma State.....	W	88	71
A	3/11	Colorado.....	L	57	64

National Invitation Tournament

N^	3/13	Marshall.....	L	88	119
----	------	---------------	---	----	-----

*Nashville, Tenn.; ^New York City, N.Y.

Season Notes: The Big Eight preseason favorite, Nebraska finished second in the league race, three games back of first-place Kansas...

Huskers landed first National Invitation Tournament bid ever, but dropped a 119-88 decision to Marshall in the first round at Madison Square Garden...NU posted back-to-back winning seasons for first time since 1948-49 and 1949-50 campaigns...Stuart Lantz earned first-team All-Big Eight recognition and landed a spot on the USBWA District V all-star squad...Tom Baack and Nate Branch were second-team all-league picks...school-record 20-game homecourt win string snapped by Kansas in late February...after season, Coach Cipriano took Huskers on 13-game Latin America tour.

1967-68

Overall Record: 15-10 Conference: 8-6 in Big Eight (t-3rd)

Home: 9-1 (6-1) Away: 6-9 (2-5)

Coach: Joe Cipriano

H	12/4	Cal State Fullerton.....	W	111	74
H	12/5	South Dakota.....	W	94	61
A	12/8	Washington State.....	L	70	93
A	12/9	Washington State.....	W	91	76
A	12/11	Hawaii.....	L	74	82
A	12/13	Hawaii.....	L	72	86
A	12/20	Michigan State.....	L	70	74
H	12/23	Wyoming.....	W	82	74

Big Eight Holiday Tournament

KC	12/28	Oklahoma.....	W	75	65
KC	12/29	Oklahoma State.....	W	48	46
KC	12/30	Kansas State.....	W	66	62
A	1/5	Iowa State.....	L	70	85
A	1/9	Kansas State.....	L	62	78
H	1/13	Missouri.....	W	75	66
H	1/27	Oklahoma.....	W	110	90
H	2/1	Colorado.....	W	87	73
A	2/3	Oklahoma State.....	W	63	62
A	2/5	Oklahoma.....	W	89	83
H	2/10	Kansas State.....	W	92	68
A	2/17	Kansas.....	L	60	71
H	2/19	Oklahoma State.....	W	82	73
A	2/24	Colorado.....	L	73	75
H	2/27	Kansas.....	W	76	69
H	3/1	Iowa State (OT).....	L	92	93
A	3/7	Missouri.....	L	70	91

Season Notes: For the first time ever, NU had two 1,000-point career scorers on the floor at the same time, as Tom Baack and Stuart Lantz reached that plateau during the 1967-68 campaign...Baack finished three-year career with a then-school-record 1,293 points and would later become Husker assistant coach...Lantz logged 1,266 points over his three-year career and was a first-team All-Big Eight pick and a District V all-star as a senior...Lantz was a third-round draft pick of the National Basketball Association's San Diego Rockets and would go on to play eight seasons of pro hoops...Baack was a 10th-round pick of the Detroit Pistons...NU won its first Big Eight Holiday title, scoring wins over Oklahoma, Oklahoma State and Kansas State...Huskers' post third straight .500 or better record, a feat the school hadn't accomplished since a three-year string from 1929 through 1931.

1968-69

Overall Record: 12-14 Conference: 5-9 in Big Eight (t-6th)

Home: 8-3 (4-3) Away: 4-11 (1-6)

Coach: Joe Cipriano

H	11/30	Wisconsin.....	W	68	55
A	12/6	Oregon State.....	L	67	79
A	12/7	Oregon.....	W	85	77
H	12/10	Wichita State (3OT).....	W	94	92
H	12/14	Augustana (S.D.).....	W	73	56
H	12/16	Michigan State.....	W	73	59

Sun Devil Classic*

A	12/20	Arizona State*.....	L	76	83
N	12/21	California* (15).....	L	73	86
A	12/23	Arizona.....	L	63	68

Big Eight Holiday Tournament

KC	12/26	Kansas (8).....	L	56	82
KC	12/28	Oklahoma.....	W	70	47
KC	12/30	Missouri.....	W	76	70
H	1/4	Kansas (5).....	L	52	56
A	1/7	Kansas State.....	L	72	95
A	1/25	Iowa State (OT).....	L	93	99
H	1/27	Oklahoma State.....	L	52	76
H	2/1	Missouri.....	W	87	71
H	2/3	Oklahoma.....	W	90	83
A	2/8	Colorado (20).....	L	81	83

A	2/11	Missouri.....	L	60	79
H	2/15	Iowa State (OT).....	L	74	75
A	2/22	Kansas (16).....	L	73	79
H	2/24	Colorado (18).....	W	79	65
H	3/1	Kansas State.....	W	88	71
A	3/6	Oklahoma State.....	L	63	72
A	3/8	Oklahoma.....	W	70	64

*Tempe, Ariz.

Season Notes: Leroy Chalk led Big Eight in field goal percentage with a .538 mark and grabbed a then-school-record 257 rebounds...another sophomore, Marvin Stewart, led NU in scoring with a 14.6 average...Huskers started Big Eight play 0-4, then went 5-5 in final 10 league games.

1969-70

Overall Record: 16-9 Conference: 7-7 in Big Eight (t-3rd)

Home: 10-1 (6-1) Away: 6-8 (1-6)

Coach: Joe Cipriano

H	12/1	California-Irvine.....	W	76	73
A	12/4	Augustana (S.D.).....	W	75	56
A	12/6	Wichita State (OT).....	W	81	79
H	12/9	Duquesne (7).....	W	82	77
A	12/12	Houston*.....	L	82	112
N	12/13	Texas A&M*.....	W	78	69
H	12/15	Northern Michigan.....	W	92	68
H	12/20	Arizona.....	W	79	69

Big Eight Holiday Tournament

KC	12/27	Colorado.....	L	60	72
KC	12/29	Iowa State.....	W	74	66
KC	12/30	Kansas (16).....	W	78	73
A	1/6	Iowa State.....	L	70	72
H	1/13	Kansas State.....	L	64	71
H	1/17	Colorado.....	W	60	58
A	1/31	Oklahoma.....	W	70	60
A	2/2	Oklahoma State.....	L	58	81
H	2/7	Kansas.....	W	84	73
A	2/10	Colorado.....	L	59	76
H	2/14	Missouri.....	W	60	48
A	2/17	Kansas.....	L	87	100
A	2/21	Kansas State (18).....	L	62	69
H	2/23	Oklahoma.....	W	79	66
A	2/28	Missouri.....	L	63	80
H	3/2	Oklahoma State.....	W	61	55
H	3/7	Iowa State.....	W	87	81

*Houston, Texas

Season Notes: Huskers won nine of first 11 games, and went 7-7 in Big Eight to finish 16-9 overall...Tom Scantlebury led team in scoring with a 14.5 average, but junior Marvin Stewart, the Huskers' top point producer in 1968-69, averaged 14.3 points through 14 games, then missed last 11 games because of academic problems...Leroy Chalk led team in rebounding for second straight season with a 9.4 average.

1970-71

Overall Record: 18-8 Conference: 8-6 in Big Eight (4th)

Home: 10-2 (5-2) Away: 8-6 (3-4)

Coach: Joe Cipriano

A	12/1	Wyoming.....	W	68	63
H	12/5	Iowa.....	W	73	71
H	12/7	Northern Iowa.....	W	95	71
A	12/11	Texas Christian.....	W	69	64
A	12/12	Southern Methodist.....	L	75	80
H	12/14	Nevada-Reno.....	W	116	71

Husker Classic*

H	12/18	Miami*.....	W	85	58
H	12/19	Colorado State*.....	W	69	65
A	12/23	Wichita State.....	W	72	71

Big Eight Holiday Tournament

KC	12/28	Oklahoma State.....	W	71	58
KC	12/29	Colorado.....	W	77	67
KC	12/30	Kansas (12).....	L	52	72
A	1/9	Kansas State.....	L	69	70
H	1/16	Iowa State.....	W	84	62
H	1/30	Oklahoma State.....	W	80	59
A	2/1	Oklahoma.....	L	67	79
H	2/6	Kansas (5).....	L	67	81
A	2/9	Iowa State (OT).....	W	69	67
H	2/13	Missouri.....	W	81	72
A	2/16	Colorado.....	W	65	63
A	2/20	Oklahoma State.....	W	57	55

H	2/22	Oklahoma.....	L	56	65
H	2/27	Missouri.....	L	65	77
H	3/2	Kansas State.....	W	87	71
H	3/6	Colorado.....	W	85	71
A	3/13	Kansas (5).....	L	54	59

Season Notes: Marvin Stewart became first NU player to average 20 points in a season, finishing with school-record 21.4 point-per-game average...Stewart led Big Eight in free-throw percentage at .824, became third NU player to top 1,000-point plateau for career, finished with 1,138 points...Stewart was first-team All-Big Eight pick and was named to all-tourney team at Big Eight Holiday Tournament...Chuck Jura hit then-school-record and Big Eight-best .592 from field...NU won own Husker Classic and later advanced to title game of Big Eight Holiday Tournament for third time ever (lost to KU in title game, 72-52)...Cipriano became first 100-game winner in school history with Huskers' 69-64 win at Texas Christian...Moe Iba joined Cip's staff as freshman coach...KU won Big Eight title with 14-0 record, first unbeaten champ since Kansas State in 1958-59.

1971-72

Overall Record: 14-12 Conference: 7-7 in Big Eight (4th)

Home: 11-3 (6-1) Away: 3-9 (1-6)

Coach: Joe Cipriano

H	12/1	Wyoming.....	W	81	63
H	12/3	San Diego State.....	L	61	63
H	12/4	Wichita State.....	L	61	74
A	12/6	Duquesne.....	L	53	75
H	12/11	Southern Methodist.....	W	84	76

Husker Classic*

H	12/17	Idaho*.....	W	90	49
H	12/18	La Salle*.....	W	75	60
A	12/21	Iowa.....	L	77	86
H	12/23	San Jose State.....	W	80	63

Big Eight Holiday Tournament

KC	12/27	Missouri.....	L	64	76
KC	12/29	Oklahoma State.....	W	64	56
KC	12/30	Oklahoma.....	W	84	68
H	1/8	Oklahoma State.....	W	73	59
H	1/10	Oklahoma.....	W	77	70
H	1/15	Colorado.....	W	67	55

A	1/26	Oklahoma State.....	W	64	63
A	1/29	Kansas (OT).....	L	55	57
H	2/1	Kansas State.....	W	61	60
A	2/7	Oklahoma.....	L	70	72
H	2/12	Iowa State.....	W	76	71
A	2/15	Missouri (15).....	L	65	80
H	2/19	Kansas.....	W	99	78
A	2/26	Colorado.....	L	57	67
H	3/4	Missouri (19).....	L	54	61
A	3/6	Iowa State.....	L	67	76
A	3/11	Kansas State (OT).....	L	76	81

Season Notes: Center Chuck Jura was first-team All-Big Eight pick and first-team academic All-Big Eight...Jura led NU in scoring (21.2) and rebounding (11.7)...rebound average was school record and topped Big Eight...Jura finished his career with totals of 1,255 points and 740 rebounds...NU won Husker Classic for second straight season.

1972-73

Overall Record: 9-17 Conference: 4-10 in Big Eight (1-6th)

Home: 4-5 (2-5) Away: 5-12 (2-5)

Coach: Joe Cipriano

H	11/24	North Texas.....	W	64	46
A	12/1	Wyoming.....	L	59	65

Mountaineer Classic*

N	12/8	California*.....	L	50	75
N	12/9	Air Force*.....	W	57	53
H	12/11	Texas Christian.....	W	72	58

Kentucky Invitational**

A	12/15	Kentucky**.....	L	60	85
N	12/16	Colorado State**.....	L	51	57

Big Eight Holiday Tournament

KC	12/27	Iowa State.....	L	64	75
KC	12/29	Kansas.....	W	74	72
KC	12/30	Oklahoma State.....	L	73	75
N	1/4	Georgia State***.....	W	63	54
N	1/6	North Carolina**** (9).....	L	62	79
H	1/13	Oklahoma State.....	L	55	68
H	1/15	Oklahoma.....	W	74	67
H	1/27	Missouri (7).....	L	65	78
A	1/30	Iowa State.....	L	60	81
H	2/3	Kansas State (18).....	L	55	82
H	2/6	Colorado.....	L	59	67
A	2/10	Kansas.....	W	59	46
A	2/17	Oklahoma.....	L	59	67
A	2/19	Oklahoma State.....	W	76	64
H	2/24	Kansas.....	W	62	59
H	2/27	Iowa State.....	L	76	82
A	3/3	Kansas State (16).....	L	70	97
A	3/6	Colorado.....	L	63	71
A	3/10	Missouri (15).....	L	70	86

*Morgantown, W.Va.; **Lexington, Ky.; ***Decatur, Ga.; ****Greensboro, N.C.

Season Notes: Without departed All-Big Eight center Chuck Jura, Huskers finished 9-17...NU's last losing season until 1987-88...freshman Jerry Fort led NU in scoring with 14.5 ppg, first Husker frosh ever to lead team in that department.

1973-74

Overall Record: 14-12 Conference: 7-7 in Big Eight (4th)

Home: 11-2 (5-2) Away: 3-10 (2-5)

Coach: Joe Cipriano

H	12/1	Wyoming.....	W	70	62
H	12/3	Minnesota-Duluth.....	W	77	50

Vanderbilt Invitational*

A	12/7	Vanderbilt*.....	L	58	82
N	12/8	Middle Tennessee St.*.....	L	65	76
H	12/11	Georgia State (OT).....	W	78	75
H	12/14	Northwest Missouri State.....	W	67	54
H	12/15	MacMurray.....	W	76	50
H	12/20	Northern Iowa.....	W	73	55

Big Eight Holiday Tournament

KC	12/27	Kansas State (18).....	L	47	68
KC	12/28	Oklahoma State.....	W	69	62
KC	12/29	Kansas.....	L	66	75
A	1/7	Wichita State.....	L	58	66
A	1/12	Kansas.....	L	64	79
H	1/19	Oklahoma.....	W	63	58
H	1/22	Kansas State.....	L	65	73
A	1/26	Oklahoma State.....	L	66	79
A	1/28	Oklahoma.....	L	63	85
H	2/5	Iowa State (30T).....	W	91	88

H	2/9	Missouri.....	W	75	58
A	2/12	Colorado.....	L	64	65
A	2/16	Missouri.....	W	88	87
H	2/23	Oklahoma State.....	W	71	63
H	2/26	Kansas (15).....	L	46	51
A	3/2	Kansas State.....	W	58	54
H	3/5	Colorado.....	W	65	42
A	3/9	Iowa State.....	L	58	76

*Nashville, Tenn.

Season Notes: Sophomore guard Jerry Fort led NU in scoring for second straight season with 18.0 average and was first-team All-Big Eight pick...Huskers toured Italy following season and finished 2-5 on their three-week journey.

1974-75

Overall Record: 14-12 Conference: 7-7 in Big Eight (4th)

Home: 8-3 (5-2) Away: 6-9 (2-5)

Coach: Joe Cipriano

H	11/30	South Dakota State.....	W	87	72
---	-------	-------------------------	---	----	----

Sun Devil Classic*

N	12/6	Long Beach State*.....	W	67	55
A	12/7	Arizona State*.....	L	62	83
A	12/10	North Texas.....	W	69	56
H	12/14	Wichita State.....	W	78	65
H	12/17	San Jose State.....	L	66	80

Indiana Classic**

N	12/20	Southern Methodist**.....	W	69	67
A	12/21	Indiana** (2).....	L	60	97
H	12/23	Vanderbilt.....	W	81	66

Big Eight Holiday Tournament

KC	12/26	Oklahoma (18).....	W	75	64
KC	12/28	Kansas.....	L	62	63
KC	12/30	Kansas State.....	L	63	80
H	1/18	Kansas State.....	W	74	61
A	1/22	Oklahoma.....	W	68	61
H	1/25	Colorado.....	W	85	59
H	1/29	Oklahoma State.....	W	73	58
A	2/1	Missouri.....	L	74	88
A	2/5	Kansas.....	L	44	72
H	2/8	Iowa State.....	W	75	62
H	2/12	Oklahoma (OT).....	L	57	65
A	2/15	Colorado.....	L	61	62
A	2/19	Kansas State.....	L	64	65
H	2/22	Missouri.....	W	80	77
A	2/26	Oklahoma State.....	W	59	58
H	3/5	Kansas (20T).....	L	77	79
A	3/8	Iowa State.....	L	69	82

*Tempe, Ariz.; **Bloomington, Ind.

Season Notes: For third straight season, Jerry Fort led NU in scoring at 20.2 points per game, and became only third Husker to ever average 20-plus points in season...Fort earned first-team All-Big Eight honors for second straight year...NU started Big Eight play 4-0, finished first half 5-2, but went 2-5 in second half...three of losses during second half of league schedule were by a combined four points...Fort scored then-school-record 40 points in Huskers' homecourt win over Missouri...his scoring outburst broke the old mark of 38 held by Tom Russell during the 1961-62 season.

1975-76

Overall Record: 19-8 Conference: 10-4 in Big Eight (3rd)

Home: 9-4 (5-2) Away: 10-4 (5-2)

Coach: Joe Cipriano

H	11/28	Illinois.....	L	58	60
H	11/29	Northwestern.....	W	79	68
A	12/2	Iowa.....	L	65	72
H	12/6	Washington (20).....	L	63	75
H	12/10	St. Mary's (Calif.).....	W	68	57

Roadrunner Invitational*

N	12/19	Pacific*.....	W	85	59
A	12/20	New Mexico State*.....	W	79	75
A	12/22	Vanderbilt.....	W	68	57

Big Eight Holiday Tournament

KC	12/27	Kansas.....	L	66	69
KC	12/29	Oklahoma.....	W	75	53
KC	12/30	Oklahoma State.....	W	56	49
H	1/3	South Dakota.....	W	72	59
H	1/6	South Carolina.....	W	69	68
A	1/17	Kansas State.....	W	65	59
H	1/21	Oklahoma.....	W	68	67
A	1/24	Colorado.....	W	66	64
A	1/28	Oklahoma State.....	W	52	48



Marvin Stewart scored 1,138 points in only 66 games for the Huskers.

H	1/31	Missouri (13)	L	57	62
H	2/4	Kansas	W	57	54
A	2/7	Iowa State	W	66	56
A	2/11	Oklahoma	L	60	65
H	2/14	Colorado	W	80	61
H	2/18	Kansas State	L	53	65
A	2/21	Missouri (OT, 14)	L	84	95
H	2/28	Oklahoma State	W	60	54
A	3/3	Kansas	W	62	58
H	3/6	Iowa State	W	82	66

*Las Cruces, N.M.

Season Notes: Jerry Fort was a first-team All-Big Eight selection for third straight season, finished career with then-NU-record 1,882 points...Huskers reached 19-win mark for first time since a 20-5 record in 1965-66...Larry Cox led the Big Eight and set an NU single-season record for field-goal percentage with a .672 mark...Cox shot a Big Eight-record .625 from the field for his career...as a team, the Huskers led Big Eight and finished eighth nationally in scoring defense, yielding 62.8 points per game...NU says good-bye to the NU Coliseum, the home of Husker basketball since the 1925-26 season, with an 82-66 victory over Iowa State, March 6, 1975.

1976-77

Overall Record: 15-14 Conference: 7-7 in Big Eight (5th)

Home: 7-4 (5-2) Away: 8-10 (2-5)

Coach: Joe Cipriano

H	11/27	Iowa	L	57	71
A	11/29	Washington (OT)	W	59	58
A	12/1	Hawaii-Hilo	L	66	71
A	12/2	Hawaii	W	64	59
A	12/3	Hawaii	W	60	59
H	12/8	Minnesota	L	58	66
A	12/11	Illinois	L	63	67
H	12/13	Northwest Missouri State	W	88	53
A	12/20	Northwestern	W	71	68
H	12/22	Mankato State	W	64	61

Big Eight Holiday Tournament

KC	12/28	Colorado	L	50	55
KC	12/29	Iowa State	W	75	55
KC	12/30	Oklahoma	W	66	56
A	1/3	South Carolina	L	49	54
H	1/8	Kansas State	L	52	57
H	1/12	Colorado	W	69	54
A	1/15	Iowa State	W	49	48
H	1/19	Oklahoma	L	58	65
A	1/22	Missouri	L	63	76
H	1/26	Kansas	W	60	57
H	1/29	Oklahoma State	W	66	54
A	2/2	Colorado	W	73	62
H	2/5	Iowa State	W	66	51
A	2/9	Kansas State	L	62	67
H	2/12	Missouri	W	60	58
A	2/16	Oklahoma	L	62	72
A	2/19	Kansas	L	66	74
A	2/23	Oklahoma State	L	60	62

Big Eight Tournament

A	2/26	Kansas	L	58	61
---	------	--------	---	----	----

Season Notes: After some 50 years of play in the NU Coliseum, Nebraska moved into the 15,000-seat NU Sports Complex, which would later be renamed the Bob Devaney Sports Center after the Huskers' longtime football coach and athletic director...Huskers led the Big Eight and ranked sixth nationally in scoring defense at 61.1 points per game, lowest since 1958-59 squad allowed 60.2 points per game...Nebraska and Creighton met for the first time since the 1931-32 season...first year Big Eight sponsored a season-ending tournament to determine league's automatic bid to the NCAA Tournament.

1977-78

Overall Record: 22-8 Conference: 9-5 in Big Eight (2nd)

Home: 14-2 (5-2) Away: 7-6 (4-3)

Coach: Joe Cipriano

H	12/2	Missouri Southern	W	61	54
H	12/9	Creighton	W	65	58
H	12/10	South Dakota	W	74	64
H	12/12	Nevada-Reno	W	67	50
H	12/16	California-Davis	W	69	64
H	12/17	Mississippi	W	80	70
A	12/19	Minnesota	W	63	49
H	12/21	Western Illinois	W	73	72
H	12/23	Montana State	W	104	60

Big Eight Holiday Tournament

KC	12/27	Oklahoma State	W	70	58
KC	12/29	Kansas State	L	60	69
KC	12/30	Oklahoma	W	75	68
A	1/7	Kansas State	W	77	63
A	1/11	Colorado	L	64	73
H	1/14	Iowa State	L	59	65
A	1/18	Oklahoma	W	78	64
H	1/21	Missouri	W	56	55
H	1/25	Kansas (8)	W	62	58
H	1/28	Oklahoma State	W	63	57
H	2/1	Colorado	W	86	75
A	2/4	Iowa State	W	62	56
H	2/8	19/Kansas State	W	63	50
A	2/11	19/Missouri	L	52	74
H	2/15	Oklahoma	L	68	74
A	2/18	Kansas (6)	L	70	75
A	2/25	Oklahoma State	W	67	56

Big Eight Tournament*

N	2/28	Oklahoma State	W	71	63
N	3/3	Missouri	L	58	61

National Invitation Tournament

H	3/8	Utah State	W	67	66
A	3/15	Texas (17)	L	48	67

*Kansas City, Mo.

Season Notes: Nebraska earned first postseason tournament bid since 1966-67, and advanced to second round of NIT before being knocked out by champion Texas...NU tied school record for season victories and its second-place league finish was its highest since 1965-66 season...Brian Banks earned first-team All-Big Eight honors, while Carl McPipe was named one of 12 All-America centers, by Citizens Saving Athletic Foundation...NU led Big Eight and ranked eighth nationally in scoring defense, allowing 62.9 ppg...NU was only Big Eight team to beat league champion Kansas...Coach Cipriano picked up his 200th win at NU with Huskers' victory over Missouri Southern.

1978-79

Overall Record: 14-13 Conference: 7-7 in Big Eight (5th)

Home: 9-2 (6-1) Away: 5-11 (1-6)

Coach: Joe Cipriano

A	11/24	Alabama-Birmingham	W	64	55
H	11/25	Arkansas Tech	W	70	59
H	11/28	Minnesota	W	58	48
H	12/2	Purdue	L	47	58
A	12/9	Creighton	L	61	78
H	12/13	Sacramento State	W	91	56
N	12/16	Mississippi*	L	67	70

Rebel Roundup**

N	12/22	UC-Santa Barbara	W	75	55
A	12/23	UNLV (18)	L	63	79

Big Eight Holiday Tournament

KC	12/28	Missouri (OT)	W	58	56
KC	12/29	Colorado	L	61	74
KC	12/30	Oklahoma	W	69	53
A	1/6	Iowa State	W	72	68
A	1/13	Colorado	L	61	64
H	1/17	Kansas State	W	55	53
A	1/20	Missouri	L	60	76
H	1/24	Oklahoma	W	74	56
H	1/27	Kansas (OT)	W	66	64
A	1/31	Oklahoma State	L	57	66
H	2/3	Colorado	W	79	52
A	2/7	Kansas State	L	46	58
H	2/10	Iowa State	L	46	48
A	2/14	Oklahoma	L	58	79
H	2/17	Missouri	W	76	64
A	2/21	Kansas	L	59	66
H	2/24	Oklahoma State	W	76	67

Big Eight Tournament

A	2/28	Kansas State (20T)	L	60	61
---	------	--------------------	---	----	----

*Biloxi, Miss.; **Las Vegas, Nev.

Season Notes: Huskers led the Big Eight and ranked ninth nationally in team defense at 62.3 ppg...NU's 17-for-17 effort at the free-throw line at Oklahoma State stands as best single-game free-throw percentage mark in school history...Andre Smith was a second-team UPI All-Big Eight pick and led team in scoring at 13.5 ppg...Carl McPipe, one-half the Huskers' "Hammond Hustlers," was named to USBWA District V all-star team and finished career with 1,300 points...the other half of the "Hammond Hustlers," Brian Banks, ended career with 1,150 points...final year of Big Eight Holiday Tournament, an event that started in 1946.



Joe Cipriano ranks second on the school's all-time wins list with 253 victories in 17 seasons.

1979-80

Overall Record: 18-13 Conference: 8-6 in Big Eight (1-2nd)

Home: 14-2 (5-2) Away: 4-11 (5-2)

Coach: Joe Cipriano

Assistant Coach: Moe Iba

H	11/30	South Dakota State	W	100	83
H	12/1	Portland State	W	74	52
H	12/3	Eastern Washington	W	82	68
H	12/8	Creighton	W	64	55
A	12/11	Purdue (9)	L	56	78
H	12/13	Cal State-Bakersfield	W	94	80
A	12/15	Minnesota	L	58	75
H	12/22	UAB (40T)	W	92	84

Rainbow Classic*

N	12/27	Wisconsin* (OT)	W	83	82
N	12/29	Hawaii*	L	55	67
N	12/30	Louisville* (12)	L	58	65
A	1/2	Idaho	L	55	64
H	1/4	Wisconsin-Oshkosh	W	96	72
H	1/5	Angelo State	W	83	70
A	1/9	Iowa State	W	58	50
H	1/12	Missouri (13)	L	63	84
H	1/16	Kansas	W	64	57
A	1/19	Colorado	W	53	44
H	1/23	Oklahoma State (OT)	W	74	73
A	1/26	Kansas State (20T)	L	64	66
H	1/30	Oklahoma	W	59	58
A	2/2	Missouri (14)	L	60	73
A	2/5	Kansas	W	61	56
H	2/9	Iowa State	W	69	66
A	2/13	Oklahoma State	L	68	83
H	2/16	Colorado	L	55	56
H	2/20	Kansas State	W	70	58
A	2/23	Oklahoma	L	60	78

Big Eight Tournament


H	2/26	Oklahoma	W	75	68
N	2/29	Kansas State*	L	59	60

National Invitation Tournament

A	3/6	Michigan	L	69	76
---	-----	----------	---	----	----

*Honolulu, Hawaii; ^Kansas City, Mo.

Season Notes: Picked to finish sixth in a preseason poll of Big Eight media, NU wound up in second-place tie and earned its third NIT berth...Huskers' had longest game ever, a four-overtime affair, against Alabama-Birmingham...Joe Cipriano, who was stricken with cancer, was named UPI Big Eight Co-Coach of the Year with assistant Moe



Carl McPike is 12th on the Husker career scoring list and eighth on the career rebounding chart.

Iba, who guided Huskers in Cip's absence...Iba was tabbed AP Big Eight Coach of the Year and NABC District 12 Coach of the Year... Andre Smith led team in scoring for second straight season with a 19.4 average and was first-team AP/UPI All-Big Eight performer and AP honorable-mention All-American...Jack Moore was second-team AP All-Big Eight pick.

1980-81

Overall Record: 15-12 Conference: 9-5 in Big Eight (1-2nd)

Home: 11-4 (6-1) Away: 4-8 (3-4)

Coach: Moe Iba

H	11/28	Wyoming (OT).....	L	59	62
H	11/29	Idaho.....	L	53	64
A	12/6	Creighton (OT).....	L	61	66
H	12/9	Penn State.....	W	75	50

Utah Classic*

N	12/12	Loyola Marymount*.....	W	67	66
A	12/13	Utah*.....	L	55	57
H	12/20	Northwest Missouri State...W		79	59
H	12/22	Colorado State.....	W	54	48
H	12/23	Montana.....	W	69	46
A	12/27	Ball State.....	L	62	67
A	12/30	Arkansas.....	L	52	64
H	1/5	Sonoma State.....	W	84	49
H	1/14	Kansas State.....	W	59	49
A	1/17	Oklahoma State.....	L	70	81
H	1/21	Colorado.....	L	59	62
H	1/24	Missouri.....	W	66	53
A	1/28	Iowa State.....	W	61	56
H	1/31	Kansas (18).....	W	57	54
A	2/4	Oklahoma.....	W	71	59
H	2/7	Oklahoma State.....	W	62	54
A	2/11	Colorado.....	W	57	56
A	2/14	Kansas State.....	L	49	66
H	2/18	Iowa State.....	W	81	61
A	2/21	Missouri.....	L	45	55
A	2/25	Kansas.....	L	49	75
H	2/28	Oklahoma.....	W	90	63

Big Eight Tournament

H	3/3	Colorado.....	L	66	70
---	-----	---------------	---	----	----

Season Notes: Coach Joe Cipriano died after year-long battle against cancer three days before season opener, and Moe Iba was named Huskers' acting head coach...Iba was UPI Big Eight Coach of the Year for leading NU to its second straight second-place league finish...Andre Smith was AP/UPI Big Eight Player of the Year, first-team AP/UPI All-Big Eight selection, USBWA District V performer and an AP honorable-mention All-American...Smith led league in scoring for conference games only with a 19.5 average, while his .589 field-goal percentage mark for all games topped league...Jack Moore was second-team AP All-Big Eight and a CoSIDA Second-Team Academic All-American...Moore led league in free-throw percentage (.922)...Devaney Center-record crowd of 15,038 watched NU stop Oklahoma State, 62-54.

1981-82

Overall Record: 16-12 Conference: 7-7 in Big Eight (1-4th)

Home: 11-3 (5-2) Away: 5-9 (2-5)

Coach: Moe Iba

A	11/27	Wyoming.....	L	48	62
H	11/30	UW-Stevens Point.....	W	74	45
H	12/5	Creighton.....	W	86	46
H	12/7	South Dakota State.....	W	70	51
A	12/9	Baylor.....	W	64	63
H	12/19	Ball State.....	W	71	57
A	12/21	Penn State.....	L	58	60
A	12/23	Colorado State (OT).....	L	51	58

Holiday Classic*

N	12/28	Air Force*.....	W	63	47
A	12/29	Northern Iowa*.....	W	53	42
H	1/6	Sacramento State.....	W	93	61
H	1/9	Arkansas (11).....	L	50	51
H	1/13	Kansas.....	W	75	55
H	1/16	Missouri (2).....	L	42	44
A	1/20	Oklahoma State.....	L	50	52
H	1/23	Iowa State.....	W	60	47
A	1/27	Oklahoma.....	L	48	51
A	1/30	Colorado.....	W	74	57
H	2/3	Kansas State (119).....	L	64	75
A	2/6	Missouri (1).....	W	67	51
H	2/10	Oklahoma State.....	W	75	63
A	2/13	Kansas.....	L	63	66
H	2/15	Oklahoma.....	W	65	51
A	2/20	Iowa State.....	L	61	63
H	2/24	Colorado.....	W	79	57
A	2/27	Kansas State.....	L	50	67

Big Eight Tournament

H	3/2	Oklahoma State.....	W	60	49
N	3/5	Missouri^ (5).....	L	53	58

*Cedar Falls, Iowa; ^Kansas City, Mo.

Season Notes: NU scored one of its biggest wins ever, a 67-51 victory at 19-0 and No. 1 Missouri...Jack Moore earned Naismith Award, given annually to nation's best player under 6-0 tall, and was AP/UPI first-team All-Big Eight pick and third-team UPI All-American...Moore joined 1,000-point club, finishing career with 1,204 points...Moore hit Big Eight-record .939 from free throw line for season, .901 mark for career was best ever by Big Eight performer and second-best all-time in NCAA Division I history at that time.

1982-83

Overall Record: 22-10 Conference: 9-5 in Big Eight (1-3rd)

Home: 17-1 (6-1) Away: 5-9 (3-4)

Coach: Moe Iba

H	11/26	Denver.....	W	94	58
A	11/29	Montana.....	L	51	61
A	12/4	Creighton.....	W	65	62
H	12/8	UMKC.....	W	69	50
H	12/11	Baylor.....	W	59	56
H	12/18	Wyoming.....	W	68	57
H	12/20	Missouri Western.....	W	93	43

Hoosier Classic*

N	12/29	Cornell*.....	W	66	56
N	12/30	Indiana* (1).....	L	50	67
N	1/3	Arkansas** (11).....	L	58	64
H	1/7	Mesa.....	W	94	57
H	1/15	SW Missouri State.....	W	98	46
A	1/18	Iowa State.....	W	59	54
A	1/22	Colorado.....	L	69	72
H	1/26	Kansas State.....	W	59	43
A	1/29	Missouri (13).....	L	56	79
H	2/2	Oklahoma.....	W	60	59
H	2/5	Kansas.....	W	68	61
A	2/9	Oklahoma State (20T).....	L	63	71
H	2/12	Colorado.....	W	68	56
A	2/16	Kansas State.....	W	56	45
H	2/19	Iowa State.....	W	67	66
A	2/24	Oklahoma.....	L	71	84
H	2/26	Missouri (15).....	L	51	54
A	3/2	Kansas.....	W	60	58
H	3/5	Oklahoma State.....	W	77	68

Big Eight Tournament

H	3/8	Iowa State.....	W	94	71
N	3/11	Missouri^ (12).....	L	63	69

National Invitation Tournament

H	3/17	Tulane.....	W	72	65
H	3/21	Iona.....	W	85	73

H	3/24	Texas Christian.....	W	67	57
NY	3/28	DePaul.....	L	58	68

*Indianapolis, Ind. **Little Rock, Ark. ^Kansas City, Mo.

Season Notes: Nebraska tied school record for victories in a 22-10 season, and advanced further in postseason play than any previous Husker squad by reaching the semifinals of the National Invitation Tournament...freshman Dave Hoppen, who set seven NU freshman records and led the Huskers in scoring with a 13.9 average, was a second-team All-Big Eight pick, and was named to the All-National Invitation Tournament team and the league's all-freshman team.

1983-84

Overall Record: 18-12 Conference: 7-7 in Big Eight (3rd)

Home: 11-6 (3-4) Away: 7-6 (4-3)

Coach: Moe Iba

H	11/26	Augustana (S.D.).....	W	113	69
H	11/29	Texas Tech.....	L	45	59
H	12/3	Creighton.....	W	65	56
A	12/5	Wisconsin (20T).....	W	71	69
H	12/7	Northeast Missouri State...W		82	61
H	12/10	Arkansas (15).....	W	67	54
H	12/17	Northern Iowa.....	W	90	64
A	12/20	Wyoming.....	W	67	64

Cotton States Classic*

A	12/28	Georgia Tech*.....	L	49	66
N	12/29	Michigan State*.....	L	45	58
H	1/4	Colorado State.....	W	56	54
H	1/7	Northwest Missouri State...W		93	67
H	1/14	Eastern Washington.....	W	105	71
A	1/18	Iowa State.....	W	64	63
H	1/21	Missouri.....	L	48	50
A	1/25	Kansas.....	L	61	77
A	1/28	Colorado.....	L	57	60
H	2/1	Oklahoma State (OT).....	W	54	52
A	2/4	Kansas State.....	W	47	46
H	2/8	Oklahoma (10).....	L	67	78
A	2/11	Missouri (OT).....	W	61	56
H	2/15	Kansas.....	L	66	67
H	2/18	Iowa State.....	L	48	69
A	2/22	Oklahoma State.....	W	67	64
H	2/25	Colorado.....	W	75	67
H	2/28	Kansas State.....	W	63	56
A	3/1	Oklahoma (6).....	L	70	79


Big Eight Tournament

H	3/7	Kansas State.....	L	39	41
---	-----	-------------------	---	----	----

National Invitation Tournament

A	3/15	Creighton.....	W	56	54
A	3/19	Xavier.....	L	57	58

*Atlanta, Ga.



Andre Smith was named the Big Eight Player of the Year in 1981 and earned honorable-mention All-America honors in each of his final two seasons at Nebraska.

Season Notes: Nebraska earned back-to-back postseason tournament bids for the first time in school history, advanced to the second round of the NIT...Huskers' 11th straight winning season...Dave Hoppen tops the 1,000-point mark in his career and earns first-team All-Big Eight honors.

1984-85

Overall Record: 16-14 Conference: 5-9 in Big Eight (t-5th)

Home: 12-3 (5-2) Away: 4-11 (0-7)

Coach: Moe Iba

H 11/29	Southern Colorado.....W	89	67
H 12/1	South Dakota.....W	101	69
H 12/3	Montana State.....W	86	65
A 12/8	Creighton.....W	78	73
H 12/10	Wyoming.....W	79	65
H 12/12	Wisconsin.....W	53	51
A 12/15	Texas Tech (OT).....W	79	74
H 12/22	Washington State.....L	58	63

Cable Car Classic*

N 12/28	California-Irvine*.....W	73	67
A 12/29	Santa Clara*.....L	59	78
A 1/3	Evansville.....L	73	80
H 1/9	UW-Stevens Point.....W	69	62
A 1/12	Colorado State (20T).....W	88	78
H 1/16	Kansas State.....W	75	63
A 1/19	Oklahoma State.....L	66	68
H 1/23	Colorado.....W	85	67
H 1/26	Missouri.....W	74	66
A 1/30	Iowa State.....L	65	76
H 2/2	Kansas (19).....L	80	91
A 2/6	Oklahoma (7).....L	74	83
H 2/9	Oklahoma State.....W	66	48
A 2/13	Colorado.....L	61	64
A 2/16	Kansas State.....L	62	68
H 2/21	Iowa State.....W	74	57
A 2/23	Missouri.....L	50	69
A 2/28	Kansas (11).....L	65	70
H 3/2	Oklahoma (6).....L	62	65

Big Eight Tournament

A 3/5	Kansas (10).....L	69	74
-------	-------------------	----	----

National Invitation Tournament

H 3/13	Canisius.....W	79	66
A 3/19	UCLA.....L	63	82

*San Francisco, Calif.

Season Notes: Nebraska made third straight National Invitation Tournament appearance and posted 12th straight winning season... Dave Hoppen earned first-team All-Big Eight honors for the second straight season and became first Husker to score 700 points in a season, as he finished with 704...Hoppen broke six school records... Brian Carr set four Big Eight assist records, led league in assists per game (8.1) and tied NCAA single-game record of 18 at Evansville.

1985-86

Overall Record: 19-11 Conference: 8-6 in Big Eight (3rd)

Home: 10-5 (4-3) Away: 9-6 (4-3)

Coach: Moe Iba

H 11/23	Wisconsin-Stout.....W	71	53
H 11/26	Southern Illinois.....W	85	50
A 11/30	Wyoming.....W	64	53
H 12/2	California-Irvine.....L	80	87
H 12/7	Creighton.....W	71	52
A 12/12	Washington State.....W	79	72
A 12/14	Montana State.....W	76	59
H 12/20	Georgia.....L	63	67
H 12/23	Arizona State.....W	80	67

Sun Bowl Classic*

N 12/29	Alabama*.....L	61	78
N 12/30	Ohio State*.....W	69	66
H 1/6	Evansville.....W	77	70
H 1/11	Northeast Missouri State...W	99	56
H 1/15	Kansas (8).....L	70	81
H 1/18	Missouri.....L	67	68
A 1/22	Oklahoma State.....W	62	61
H 1/25	Iowa State.....W	75	58
A 1/29	Oklahoma (6).....L	60	87
A 2/1	Colorado.....W	77	60
H 2/5	Kansas State***.....L	54	64
A 2/8	Missouri.....W	75	66
H 2/12	Oklahoma State.....W	68	52
A 2/15	Kansas (3).....L	61	79
H 2/19	Oklahoma (10).....W	66	64

A 2/22	Iowa State.....L	73	81
H 2/26	Colorado.....W	79	72
A 3/1	Kansas State.....W	64	60

Big Eight Tournament*

N 3/7	Oklahoma State.....W	82	75
N 3/8	Iowa State.....L	58	75

NCAA Tournament

N 3/14	Western Kentucky**.....L	59	67
--------	--------------------------	----	----

*El Paso, Texas; **Charlotte, N.C.; ***Kansas State later forfeited; ^Kansas City, Mo.

Season Notes: Nebraska lost All-Big Eight center Dave Hoppen for season with a knee injury in Feb. 1 game at Colorado, but rebounded to make school's first-ever NCAA Tournament appearance...Huskers' loss to Western Kentucky in NCAA first round was last game for Coach Moe Iba, who resigned following the game...Hoppen was first-team All-Big Eight pick for third straight season, finished career with a school-record 2,167 points and became first Husker basketball player to have his jersey retired (No. 42)...during his career, Hoppen broke or tied 19 school records and five Big Eight Conference marks...Brian Carr became school's all-time assist leader...Bernard Day picked up the slack and shared team MVP award with the three-time All-Big Eight selection.

1986-87

Overall Record: 21-12 Conference: 7-7 in Big Eight (5th)

Home: 15-2 (5-2) Away: 6-10 (2-5)

Coach: Danny Nee

A 11/28	California-Irvine.....L	101	109
H 12/1	Oregon.....W	76	60
A 12/6	Creighton.....L	66	78
A 12/10	Southern Illinois.....W	87	85
A 12/14	Texas A&M.....L	64	66
H 12/20	Wyoming.....W	62	61
H 12/22	Detroit.....W	71	55
H 12/27	Missouri-St. Louis.....W	89	63

Rochester Classic*

N 12/29	Butler*.....W	67	56
N 12/30	San Francisco*.....W	66	60
H 1/3	Creighton (OT).....W	70	65
H 1/5	Northwest Missouri State...W	105	64
H 1/7	Brooklyn.....W	62	46
A 1/10	Kansas State.....L	82	114
H 1/17	Colorado.....W	86	66
A 1/20	Iowa State.....L	75	91
A 1/22	Kansas.....L	65	86
H 1/28	Missouri.....L	71	87
H 2/1	Oklahoma State.....W	73	66
H 2/4	Oklahoma (8).....L	66	80
A 2/7	Colorado.....W	68	65
H 2/11	Iowa State.....W	66	65
H 2/14	Kansas State.....W	78	76
A 2/18	Missouri.....L	64	80
A 2/21	Oklahoma (13).....L	97	133
A 2/25	Oklahoma State (20T).....W	79	77
H 2/28	Kansas (OT, 16).....W	83	81

Big Eight Tournament*

N 3/6	Kansas State.....L	45	47
-------	--------------------	----	----

National Invitation Tournament

H 3/11	Marquette.....W	78	76
H 3/17	Arkansas.....W	78	71
H 3/21	Washington.....W	81	76
NY 3/24	Southern Mississippi.....L	75	82
NY 3/26	Arkansas-Little Rock (OT)...W	76	67

*Rochester, N.Y.; ^Kansas City, Mo.

Season Notes: Under the direction of first-year Coach Danny Nee, Nebraska finished 21-12, missed school record for season wins by one, and finished third in the National Invitation Tournament...Huskers recorded their 14th straight winning season and made their fifth straight postseason tourney appearance...Brian Carr was a second-team All-Big Eight pick, ended career with 682 assists, two off the league record of 684 set by Kansas' Cedric Hunter.

1987-88

Overall Record: 13-18 Conference: 4-10 in Big Eight (7th)

Home: 8-6 (3-4) Away: 5-12 (1-6)

Coach: Danny Nee

Maui Classic*

N 11/27	Villanova*.....L	53	70
N 11/28	Baylor*.....L	79	82
A 11/29	Chaminade*.....W	76	75
H 12/2	Texas A&M.....W	92	60

Ameritas Classic**

H 12/4	Lehigh**.....W	71	66
H 12/5	Ohio State**.....L	63	72
A 12/7	Detroit.....W	63	58
A 12/9	Creighton.....L	73	88
A 12/12	Oregon.....W	67	62
A 12/19	Wyoming (6).....L	58	87
H 12/21	Brooklyn.....W	72	44
A 12/30	Drake.....L	68	85
H 1/2	Columbia.....W	82	62
A 1/4	Furman (OT).....W	75	74
H 1/6	Grambling State (OT).....L	68	71
H 1/16	Missouri.....W	70	68
A 1/20	Iowa State (10).....L	76	114
H 1/25	Nebraska-Omaha.....W	96	67
H 1/27	Kansas.....W	70	68
A 1/30	Colorado.....W	63	57
H 2/4	Oklahoma State.....L	56	72
A 2/6	Kansas State.....L	63	65
H 2/9	Oklahoma (4).....L	77	92
A 2/11	Missouri.....L	67	92
A 2/16	Kansas.....L	48	70
H 2/21	Colorado.....W	75	67
A 2/24	Oklahoma State.....L	73	90
H 2/27	Iowa State.....L	84	85
H 3/2	Kansas State.....L	67	77
A 3/5	Oklahoma (4).....L	93	113

Big Eight Tournament*

N 3/11	Kansas State.....L	70	75
--------	--------------------	----	----

*Lahaina, Hawaii; ^Kansas City, Mo.

Season Notes: Nebraska's strings of 14-straight winning seasons and five consecutive postseason tournament bids both end, as the Huskers finish 13-18...Rich King and Clifford Scales named to the Big Eight's all-freshman team...Henry T. Buchanan earns honorable-mention All-Big Eight honors and first-team academic All-Big Eight honors...Pete Manning led the Big Eight in field-goal percentage at .590...NU beat eventual national champ for first time, with win over Kansas, 70-68, on a jumper by Beau Reid as time expired.

1988-89

Overall Record: 17-16 Conference: 4-10 in Big Eight (7th)

Home: 14-4 (4-3) Away: 3-12 (0-7)

Head Coach: Danny Nee

H 11/26	Creighton.....W	86	77
H 11/30	Michigan State.....L	75	77

Ameritas Classic*

H 12/2	North Texas*.....W	90	84
H 12/3	San Jose State*.....W	90	76
A 12/5	Idaho.....L	68	83
A 12/11	Texas Tech.....W	71	69
A 12/14	Ohio State (14).....L	76	103
H 12/17	Furman.....W	69	56
H 12/23	Drake.....W	65	57

Chaminade New Year's Classic**

A 12/28	Chaminade**.....W	86	85
N 12/29	Morehead State**.....W	81	77
N 12/30	Louisiana State**.....L	87	90
H 1/5	Sam Houston State.....W	89	70
H 1/9	Oklahoma (4).....L	81	89
H 1/12	Northern Illinois.....W	71	56
A 1/14	Oklahoma State.....L	69	82
H 1/17	Maryland-Baltimore Co.....W	86	65
H 1/21	Kansas State.....L	68	80
H 1/23	Wyoming.....W	71	58
H 1/28	Missouri (5).....L	72	89
A 1/31	Iowa State.....L	76	88
H 2/4	Kansas (18).....W	74	70
A 2/8	Colorado.....L	80	83
A 2/11	Kansas State.....L	66	80
H 2/14	Oklahoma State.....W	79	77
A 2/19	Missouri (3).....L	63	79
H 2/22	Colorado.....W	97	59
H 2/25	Iowa State.....W	77	74
A 3/1	Kansas.....L	71	80
A 3/4	Oklahoma (4).....L	76	103

Big Eight Tournament*

N 3/10	Missouri (10).....L	70	98
--------	---------------------	----	----

National Invitation Tournament

H 3/16	Arkansas State.....W	81	79
A 3/20	Ohio State.....L	74	85

**Honolulu, Hawaii; ^Kansas City, Mo.

Season Notes: Huskers made second postseason tournament appearance in three seasons under Coach Danny Nee, advanced to second round of NIT...Beau Reid earned third-team academic All-America honors and was first-team academic All-Big Eight pick... Eric Johnson and Rich King earned honorable-mention All-Big Eight honors...Johnson broke then-NU single-season record for steals (68), King set then-school marks for blocks in game (5), season (50) and career (70).

1989-90

Overall Record: 10-18 Conference: 3-11 in Big Eight (7th)

Home: 9-6 (2-5) Away: 1-12 (1-6)

Coach: Danny Nee

H 11/25	UMKC.....W	91	76
A 11/27	Miami (Ohio).....L	71	91
A 11/29	Michigan State.....L	69	80

Ameritas Classic*

H 12/1	Harvard*.....W	117	79
H 12/2	Pepperdine*.....W	104	100
A 12/5	Northern Illinois.....L	56	65
H 12/9	Texas Tech.....W	76	69
H 12/11	Idaho.....L	72	79
A 12/14	Creighton.....L	83	86
H 12/30	Wagner.....W	88	67
H 1/6	Sam Houston State.....W	99	91
H 1/8	Kansas (1).....L	93	98
H 1/13	Missouri (5).....L	95	111
H 1/16	Chicago State.....W	92	57
A 1/20	Oklahoma State.....L	71	84
A 1/22	Wyoming.....L	65	95
H 1/27	Iowa State.....L	83	91
A 1/31	Oklahoma (9).....L	64	105
H 2/3	Kansas State.....W	74	71
A 2/7	Colorado.....W	91	82
A 2/10	Missouri (1).....L	85	107
H 2/14	Oklahoma State.....L	84	103
A 2/17	Kansas (1).....L	67	94
H 2/21	Oklahoma (10).....L	66	88
A 2/24	Iowa State.....L	85	101
H 2/28	Colorado.....W	96	82
A 3/3	Kansas State.....L	57	80

Big Eight Tournament^

N 3/9	Oklahoma (1).....L	65	78
-------	--------------------	----	----

*Kansas City, Mo.

Season Notes: NU's top scorer year before, Beau Reid sustained pre-season knee injury which limited him for much of the season...Rich King, Clifford Scales, Carl Hayes earned honorable-mention All-Big Eight honors...King reset school career blocks record at 115.

1990-91

Overall Record: 26-8 Conference: 9-5 in Big Eight (3rd)

Home: 14-1 (6-1) Away: 12-7 (3-4)

Coach: Danny Nee

San Juan Shootout*

N 11/23	Saint Louis*.....W	107	79
N 11/24	Illinois*.....W	100	73
N 11/25	Murray State*.....L	79	81
H 11/28	Michigan State (5).....W	71	69
A 12/3	Eastern Illinois.....W	94	64
H 12/6	Creighton.....W	97	63
H 12/8	Toledo.....W	105	68
A 12/11	Wisconsin.....W	75	63

Ameritas Classic**

H 12/14	Tennessee Tech**.....W	113	92
H 12/15	Bowling Green**.....W	99	85
H 12/22	22/Miami (Ohio).....W	88	73
H 12/28	22/Idaho.....W	85	65
A 12/30	22/The Citadel.....W	94	80
A 1/2	19/UW-Green Bay.....W	70	63
A 1/5	19/Kansas State.....W	74	69
A 1/9	18/UMKC.....W	97	78
H 1/12	18/Iowa State.....W	97	87
A 1/22	14/Colorado.....L	69	86
A 1/26	14/Oklahoma (13).....W	111	99
H 1/30	11/Missouri.....W	89	75
H 2/2	11/Oklahoma State.....L	68	81
A 2/5	15/Kansas (18).....L	77	85
H 2/9	15/Colorado.....W	86	72
A 2/13	17/Iowa State.....W	65	57
H 2/16	17/Oklahoma.....W	105	93
H 2/18	17/Northern Illinois.....W	82	73

A 2/20	14/Missouri.....L	71	91
H 2/23	14/Kansas State.....W	85	78
A 2/27	15/Oklahoma State (12).....L	69	80
H 3/3	15/Kansas (10).....W	85	75

Big Eight Tournament^

N 3/8	13/Oklahoma (OT).....W	117	113
N 3/9	13/Kansas (12).....W	87	83
N 3/10	13/Missouri.....L	82	90

NCAA Tournament***

N 3/14	11/Xavier.....L	84	89
--------	-----------------	----	----

*San Juan, Puerto Rico; ***Minneapolis, Minn.; ^Kansas City, Mo.

Season Notes: After three straight seventh-place Big Eight finishes, Nebraska won a school-record 26 games (against eight losses) and made school's second-ever NCAA Tournament appearance... Huskers held a national ranking for a school-record 14 straight weeks, finished with highest rankings ever of No. 9 by UPI and No. 11 by AP...NU finished third in Big Eight race after being tabbed for eighth in preseason poll of league media and made its first-ever appearance in the league's postseason tournament title game... Cornhuskers had school-record tying 14-game win string from late November through late January...Rich King was second-team All-Big Eight pick, finished career with fourth-highest point total in school history (1,475) and would go on to become NU's first-ever NBA first-round draft pick (14th pick, Seattle SuperSonics).

1991-92

Overall Record: 19-10 Conference: 7-7 in Big Eight (5th)

Home: 14-2 (5-2) Away: 5-8 (2-5)

Coach: Danny Nee

H 11/23	Sam Houston State.....W	91	42
H 11/25	Southern California.....W	93	84
A 11/30	Southern Utah.....W	106	101
H 12/2	The Citadel.....W	84	61
A 12/4	Michigan State (22).....L	78	101
A 12/7	Creighton.....W	90	85
H 12/11	Wisconsin.....W	86	67

Ameritas Classic*

H 12/20	Texas A&M*.....W	91	68
H 12/21	Eastern Washington*.....W	102	67
H 12/30	UW-Green Bay.....W	76	68
A 1/2	Toledo.....W	57	52
H 1/4	Eastern Illinois.....W	81	68
A 1/11	Colorado.....W	84	74
H 1/18	Missouri (13).....L	73	83
H 1/20	UMKC.....W	74	71
A 1/25	Kansas (5).....L	78	103
H 1/28	Oklahoma (18).....L	76	79
H 2/1	Iowa State.....W	68	63
H 2/5	Oklahoma State (2).....W	85	69
A 2/8	Kansas State.....L	66	70
A 2/17	Missouri (9).....L	61	87
H 2/19	Kansas (OT, 3).....W	81	79
A 2/22	Iowa State (23).....W	80	70
A 2/26	25/Oklahoma St. (14).....L	51	72
H 2/29	25/Colorado.....W	84	70
H 3/4	Kansas State.....W	91	62
A 3/7	Oklahoma.....L	97	106

Big Eight Tournament^

N 3/13	Oklahoma (24).....L	85	107
--------	---------------------	----	-----

NCAA Tournament

N 3/19	Connecticut**.....L	65	86
--------	---------------------	----	----

**Cincinnati, Ohio; ^Kansas City, Mo.

Season Notes: Nebraska made back-to-back NCAA Tournament appearances for the first time ever...picked to finish sixth in a preseason poll of Big Eight media, the Huskers were fifth at 7-7... Huskers' appearance at No. 25 in the Feb. 24 AP poll marked first time NU had been rated in consecutive years...eight of 10 losses were to nationally ranked opponents and all 10 were to postseason tournament teams...two biggest wins of the season came in February, an 86-65 decision over 20-0 and No. 2 Oklahoma State and an 81-79 overtime victory over No. 3 Kansas two weeks later...Jamar Johnson was second-team All-Big Eight pick...Derrick Chandler broke NU single-season record for blocked shots and finished year with second-highest one-year total in Big Eight history (91).

1992-93

Overall Record: 20-11 Conference: 8-6 in Big Eight (1-2nd)

Home: 14-2 (5-2) Away: 6-9 (3-4)

Coach: Danny Nee

Ameritas Classic*

H 12/4	Colgate*.....W	108	76
--------	----------------	-----	----

H 12/5	Kent State*.....W	85	61
H 12/7	25/The Citadel.....W	86	46
H 12/10	25/Creighton.....W	100	83
A 12/12	25/Wichita State.....W	71	64
H 12/19	20/Appalachian St.....W	93	83
H 12/21	17/Texas-Arlington.....W	116	95
A 12/23	17/Southern California.....L	64	74

Rainbow Classic**

N 12/28	20/Michigan** (6).....L	73	88
N 12/29	20/Southwestern La.**.....L	80	109
N 12/30	20/Fordham**.....W	79	55
H 1/2	20/Eastern Illinois.....W	70	54
H 1/5	Southern Utah.....W	100	85
A 1/9	UMKC.....W	66	65
A 1/14	Oklahoma (10).....L	89	102
A 1/16	Oklahoma State.....L	73	78
H 1/20	Sacramento State.....W	86	70
H 1/23	Kansas State.....L	64	66
A 1/25	Colorado.....W	82	67
H 1/30	Missouri (OT).....W	88	87
A 2/3	Iowa State.....L	69	96
H 2/7	Kansas (3).....W	68	64
A 2/13	Kansas State (23).....W	80	59
H 2/15	Oklahoma State.....L	63	73
A 2/21	Missouri.....W	76	75
H 2/24	Colorado.....W	76	67
H 2/27	Iowa State.....W	91	87
A 3/3	Kansas (8).....L	83	94
H 3/7	Oklahoma.....W	94	83

Big Eight Tournament^

N 3/12	Kansas State.....L	45	47
--------	--------------------	----	----

NCAA Tournament

N 3/19	New Mexico State*** (24).....L	79	93
--------	--------------------------------	----	----

Honolulu, Hawaii; *Syracuse, N.Y.; ^Kansas City, Mo.

Season Notes: For third straight season, Nebraska earns an NCAA Tournament invite...second time in three seasons that Cornhuskers win 20 games...Nee becomes first person in NU history to coach three 20-game winners...Eric Piatkowski earned first-team All-Big Eight honors, the first Husker honored since Dave Hoppen earned the last of three straight awards in 1985-86...Piatkowski became 16th player in school history to reach the 1,000-point plateau... Nebraska began year ranked 25th in AP poll, was ranked in six of first seven polls before falling out...Huskers' 21-point win at Manhattan, Kan., was their largest on the road in conference play since the 1931-32 season.

1993-94

Overall Record: 20-10 Conference: 7-7 in Big Eight (4th)

Home: 13-3 (5-2) Away: 7-7 (2-5)

Coach: Danny Nee

H 11/27	Texas-San Antonio.....W	96	85
H 11/28	Texas.....L	75	78
A 12/1	Appalachian State.....L	82	91

Ameritas Classic*

H 12/3	Ohio*.....W	94	68
H 12/4	Portland*.....W	111	85
A 12/9	Creighton.....W	67	53
H 12/11	Wichita State.....W	94	72
A 12/18	Michigan State.....W	85	81
H 12/20	Florida A&M.....W	86	61
H 12/31	Northern Iowa.....W	70	63
A 1/3	Iowa State.....W	78	72
H 1/5	Southern Utah.....W	89	85
H 1/8	Colorado.....W	106	67
H 1/15	UMKC.....W	92	71
A 1/19	Colorado.....L	81	86
H 1/24	Missouri (24).....L	73	89
H 1/29	Oklahoma.....L	76	79
A 2/6	Kansas (3).....L	87	94
A 2/9	Kansas State.....W	76	68
H 2/12	Iowa State.....W	102	96
A 2/14	Oklahoma (OT).....L	111	115
A 2/19	Oklahoma State.....L	80	98
H 2/23	Kansas (10).....W	96	87
H 2/26	Kansas State.....W	86	77
H 3/2	Oklahoma State (21).....W	89	81
A 3/5	Missouri (6).....L	78	80

Big Eight Tournament^

N 3/11	Oklahoma.....W	105	88
N 3/12	Missouri (3).....W	98	91
N 3/13	Oklahoma State (23).....W	77	68

NCAA Tournament

N 3/17 22/Pennsylvania* L 80 90
 **Long Island, N.Y.; *Kansas City, Mo.

Season Notes: For first time in school history, NU recorded back-to-back 20-win seasons, as Huskers finished 20-10 overall en route to a fourth straight NCAA Tournament appearance...after 1-2 start, NU ran off 11-straight wins, a streak highlighted by road wins at Michigan State and Iowa State (snapped Cyclones' 22-game homecourt win streak)...Huskers were 4-6 in Big Eight with four games to play, but rallied to win three of their last four, then went on to capture first-ever Phillips 66 Big Eight Tournament title...Eric Piatkowski earned first-team All-Big Eight honors for second straight season, averaged 21.5 points and finished his career as No. 2 scorer in school history with 1,817 points...Bruce Chubick earned first-team Phillips 66 Academic All-Big Eight honors for third straight season...NU was ranked 22nd in final AP poll, marking fourth straight season it appeared in the rankings, and only third time in school history it had been ranked in season-ending poll.

1994-95

Overall Record: 18-14 Conference: 4-10 in Big Eight (7th)

Home: 11-6 (2-5) Away: 7-8 (2-5)

Coach: Danny Nee

San Juan Shootout*

N	11/25	Northeast Louisiana^W	99	77
N	11/26	Virginia Tech^L	81	87
N	11/27	Coll. of Charleston^W	74	72

Ameritas Classic*

H	12/2	Morehead State*W	96	55
H	12/3	Idaho State*W	98	72
H	12/7	CreightonW	85	57
H	12/10	Michigan St. (15, OT)W	96	91
H	12/17	24/Western IllinoisW	69	62
H	12/21	24/Northeastern IllinoisW	101	60
A	12/22	24/Northern Iowa (OT)W	95	88
H	12/29	23/Delaware StateW	94	52
H	12/31	23/Appalachian St.W	108	71
A	1/4	19/TexasL	74	102
H	1/7	19/MissouriL	74	82
A	1/9	Long Beach StateW	82	71
H	1/12	Kansas StateW	78	56
A	1/18	UMKCW	63	60
A	1/23	Kansas (7)L	67	84
A	1/28	Oklahoma (25)L	72	82
H	2/1	Oklahoma StateL	65	82
H	2/5	Oklahoma (24)W	71	59
A	2/8	ColoradoW	100	86
A	2/11	Iowa State (19, OT)L	69	72
H	2/14	Kansas (3)L	68	91
A	2/18	Oklahoma State (22)L	53	93
A	2/22	Missouri (14)W	78	75
H	2/25	ColoradoL	74	80
A	3/1	Kansas StateL	73	75
H	3/5	Iowa State (24)L	77	79

Big Eight Tournament%

N	3/10	Oklahoma State (19)L	48	68
---	------	---------------------	--------	----	----

National Invitation Tournament

H	3/16	GeorgiaW	69	61
H	3/21	Penn StateL	59	65

^San Juan Shootout, San Juan, P.R.; %Kansas City, Mo.

Season Notes: Nebraska reached the second round of the NIT in its fifth straight postseason appearance...Huskers climbed as high as 18th (CNN/USA Today) and 19th (AP) in the national polls...Jaron Boone earned second-team All-Big Eight honors and set then-single-season school records for 3-point field goals and 3-point attempts...Erick Strickland, a Big Eight All-Defensive team member, established then-school record for steals in a season (89)...Nebraska won 18 games for only the 15th time and the sixth time under Danny Nee.

1995-96

Overall Record: 21-14 Conference: 4-10 in Big Eight (7th)

Home: 11-5 (3-4) Away: 10-9 (1-6)

Coach: Danny Nee

Big Island Invitational^

N	11/24	Toledo^W	72	59
N	11/25	Oregon^ (OT)W	114	106
N	11/26	Minnesota^W	96	85

Ameritas Classic*

H	12/1	Georgia Southern*W	82	59
---	------	-------------------	--------	----	----



Rich King was a first-round draft pick of the Seattle SuperSonics.

H	12/2	Grambling State*W	96	80
A	12/6	CreightonW	88	67
A	12/9	MinnesotaL	80	91
H	12/16	Northern IowaL	104	109
H	12/18	Northeast IllinoisW	94	76
H	12/20	Delaware StateW	88	41

Far West Classic%

N	12/29	Oregon%W	99	76
N	12/30	Mississippi State% (17)L	66	69
H	1/3	Texas (23)W	85	69
H	1/6	Long Beach StateW	69	68
H	1/10	ColoradoW	79	74
A	1/13	Oklahoma (30T)L	100	117
H	1/17	UMKCW	87	69
A	1/20	Oklahoma StateW	66	57
H	1/24	MissouriW	76	58
H	1/28	Kansas (3)L	73	88
A	1/31	Kansas StateL	68	77
H	2/3	Iowa StateL	65	75
A	2/7	MissouriL	98	99
A	2/10	Iowa State (21)L	59	74
H	2/17	Oklahoma StateL	57	72
A	2/19	Kansas (5)L	71	81
H	2/25	Oklahoma (OT)L	76	80
A	2/28	ColoradoL	64	78
H	3/3	Kansas StateW	70	66

Big Eight Tournament*

N	3/8	Iowa State (23)L	60	62
---	-----	-----------------	--------	----	----

National Invitation Tournament

A	3/14	Colorado StateW	91	83
H	3/19	Washington StateW	82	73
A	3/22	Fresno StateW	83	71
N	3/26	Tulane#W	90	78
N	3/28	St. Joseph's#W	60	56

^Hilo, Hawaii; * Lincoln, Neb. % Far West Classic, Portland, Ore.; # NIT, New York, N.Y.; *Kansas City, Mo.

Season Notes: The Huskers captured the NIT title, Nebraska's first national tournament title of any kind...1995-96 marked the first time in six seasons NU did not appear in the national polls...Erick Strickland earned second-team All-Big Eight honors, was named to the Big Eight All-Defensive team and was the NIT Most Valuable Player...Tyronn Lue was a first-team Big Eight All-Freshman selection and was named to the NIT All-Star team.

1996-97

Overall Record: 18-15 Conference: 7-9 in Big 12 (7th)

Home: 13-3 (6-2) Away: 5-12 (1-7)

Coach: Danny Nee

A	11/23	Texas (17) (OT)L	81	83
H	11/26	Weber StateW	83	66
H	11/30	Oregon StateW	75	67
H	12/3	Texas-San AntonioW	79	76

Ameritas Classic*

H	12/6	Coppin State*W	88	72
H	12/7	Bowling Green*W	73	68
A	12/11	UMKCW	76	64
H	12/21	Minnesota (16)L	56	70

Puerto Rico Holiday Classic@

N	12/30	Old Dominion@W	72	66
N	12/31	Cincinnati (6)@L	73	84
N	1/1	Bowling Green @L	55	58
A	1/4	ColoradoL	73	79
H	1/8	CreightonW	71	52
H	1/11	Texas A&MW	74	72
H	1/15	Kansas State (OT)W	87	77
H	1/18	MissouriW	76	53
A	1/22	MissouriL	74	75
A	1/25	OklahomaL	77	84
H	1/29	Iowa State (11)L	67	77
A	2/1	Kansas (1) (OT)L	77	82
H	2/5	Colorado (15)W	77	69
A	2/8	& Texas Tech (23)L	74	87
A	2/10	Kansas StateL	53	61
A	2/13	Northern IowaW	77	69
H	2/16	TexasW	79	67
A	2/19	BaylorL	60	71
A	2/22	Iowa State (7) (OT)W	74	69
H	2/26	Oklahoma StateW	77	68
H	3/2	Kansas (1)L	65	85

Phillips 66 Big 12 Tournament*


N	3/6	Missouri#L	72	78
---	-----	-----------	--------	----	----

National Invitation Tournament

H	3/12	WashingtonW	67	63
A	3/18	NevadaW	78	68
A	3/21	ConnecticutL	67	76

* Ameritas Classic, Lincoln, Neb.; @ Puerto Rico Holiday Classic, Bayamon, P.R.; ^Kansas City, Mo.; & Texas Tech later forfeited game

Season Notes: Nebraska won 18 or more games for the seventh straight year and reached postseason play for the seventh straight year...the Huskers defeated a ranked team for the seventh straight season with wins over Colorado and Iowa State...NU appeared in the NIT for the third consecutive season...Mikki Moore became NU's all-time blocked shot leader...Tyronn Lue earned second-team All-Big 12 honors...Cookie Belcher was a first-team All-Big 12 Rookie selection...NU was 13-3 at home, losing only to Kansas, Iowa State and Minnesota, three teams that advanced to the NCAA Sweet 16.



Eric Piatkowski was one of only two Huskers, along with teammate Bruce Chubick, to play in four NCAA Tournaments during his career.



Erick Strickland led Nebraska in scoring during the 1995-96 campaign and is seventh on NU's career scoring chart.

1997-98

Overall Record: 20-12 Conference: 10-6 in Big 12 (4th)

Home: 13-2 (6-2) Away: 7-10 (4-4)

Coach: Danny Nee

H	11/16	UNC Greensboro.....W	75	51
H	11/19	Western Illinois.....W	86	57
H	11/22	New Orleans.....W	81	66
H	11/25	Colorado State.....W	64	57
H	11/29	Texas-San Antonio.....W	68	59
A	12/1	Tulsa.....L	68	85

Ameritas Classic*

H	12/5	UNC Wilmington*.....W	85	68
H	12/6	Grambling State*.....W	85	48
A	12/10	Creighton.....L	73	84
A	12/13	Minnesota.....W	70	66

Rainbow Classic@

N	12/27	Virginia@.....W	80	65
A	12/29	Hawaii@.....L	62	87
N	12/30	Vanderbilt@.....L	69	80
A	1/3	Kansas (2).....L	76	96
A	1/7	Oklahoma State.....W	67	62
H	1/11	Colorado.....W	87	72
H	1/18	Oklahoma.....W	53	43
A	1/21	Texas.....L	91	105
H	1/24	Iowa State.....W	63	49
A	1/28	Kansas State.....L	49	72
H	2/1	Kansas (5).....L	71	82
A	2/4	Missouri (OT).....L	76	81
H	2/7	Kansas State.....L	63	69
A	2/11	Texas A&M.....W	75	58
H	2/14	Baylor.....W	66	55
H	2/18	Missouri (OT).....W	67	66
A	2/21	Colorado.....W	79	71
H	2/25	Texas Tech.....W	82	65
A	2/28	Iowa State.....W	70	62

Phillips 66 Big 12 Tournament^

N	3/6	Baylor.....W	65	46
N	3/7	Kansas (4).....L	59	91

NCAA Tournament

N	3/12	Arkansas (17)%.....L	65	74
---	------	----------------------	----	----

* Ameritas Classic, Lincoln, Neb.; @ Rainbow Classic, Honolulu, Hawaii; % NCAA Tournament, Boise, Idaho; ^Kansas City, Mo.

Season Notes: Nebraska's school record of consecutive postseason appearances reached eight seasons...Nebraska won 20 games for the fifth time in eight seasons and the sixth time under Danny Nee...NU made its first NCAA Tournament appearance since 1994, but failed to pick up its first NCAA win...Nebraska posted seven consecutive wins against league foes for the first time in 20 seasons...NU's 10-6 league record was its best since a 9-5 Big Eight mark in 1990-91...Tyronn Lue was a first-team All-Big 12 choice and became NU's 19th,

1,000-point scorer and was a first-round NBA draft choice...Venson Hamilton broke the single-season rebounding record.

1998-99

Overall Record: 20-13 Conference: 10-6 in Big 12 (t-5th)

Home: 12-4 (6-2) Away: 8-9 (4-4)

Coach: Danny Nee

H	11/14	UNC Greensboro.....W	79	59
N	11/19	Villanova*.....L	60	75
N	11/21	Washington State*.....W	95	84
N	11/22	Wisconsin*.....L	41	78
H	11/28	North Carolina A&T.....W	65	47
H	12/1	Tulsa.....L	49	52

Ameritas Classic**

H	12/4	SW Texas State**.....W	63	54
H	12/5	Colgate**.....W	60	48
H	12/9	Creighton.....W	76	60
A	12/12	Colorado State.....L	49	75
H	12/19	Minnesota (17).....L	51	55
A	12/27	San Francisco.....W	62	52
A	12/30	UMKC.....W	81	65
A	1/2	Missouri.....L	57	80
H	1/10	Texas.....L	76	89
H	1/13	Kansas State.....W	70	61
A	1/16	Baylor.....W	68	55
A	1/20	Oklahoma (25).....W	96	81
H	1/23	Colorado.....W	72	55
H	1/27	Kansas (20).....W	84	69
A	1/30	Iowa State.....L	47	52
A	2/3	Colorado.....W	57	52
H	2/6	Missouri (24).....W	69	61
A	2/10	Kansas (24).....W	64	59
H	2/13	Iowa State.....W	59	57
H	2/17	Oklahoma State.....L	48	60
A	2/20	Texas Tech.....L	68	73
A	2/24	Kansas State.....L	45	62
H	2/27	Texas A&M.....W	87	68

Phillips 66 Big 12 Tournament^

N	3/4	Texas Tech.....W	69	50
N	3/5	Kansas.....L	53	77

National Invitation Tournament

H	3/10	UNLV.....W	68	55
A	3/15	TCU.....L	89	101

* Top of the World Classic, Fairbanks, Alaska;

** Lincoln, Neb. *Kansas City, Mo.

Season Notes: Nebraska's school record of consecutive postseason appearances reached nine seasons...Nebraska won 20 games for the sixth time in nine seasons, the seventh time under Danny Nee... senior center Venson Hamilton was named first-team All-Big 12, the Big 12 Player of the Year and an honorable-mention All-American... Hamilton also became NU's all-time leader in rebounding, blocked shots and games played and joined NU's 1,000-point club...junior guard Cookie Belcher broke the NU single-game, season and career steals record and was a third-team All-Big 12 pick...NU swept Kansas for the first time since 1983 and also won at Lawrence for the first time since the same season...NU won 10 conference games for the second straight season and posted four straight wins against nationally ranked opponents for the first time ever.

1999-2000

Overall Record: 11-19 Conference: 4-12 in Big 12 (t-8th)

Home: 10-6 (4-4) Away: 1-13 (0-8)

Coach: Danny Nee

H	11/23	Eastern Illinois (20T).....W	81	78
---	-------	------------------------------	----	----

Hoop and Quill Classic*

N	11/26	Southern Mississippi*.....L	48	75
N	11/27	Northwestern*.....W	61	52
N	11/28	Rutgers*.....L	62	81

Ameritas Classic**

H	12/3	Western Carolina**.....L	72	74
H	12/4	Monmouth**.....W	63	47
A	12/9	Creighton.....L	72	89
H	12/11	Pittsburgh.....W	69	57
N	12/18	Arizona (4)***.....L	59	80
H	12/20	San Francisco.....L	60	64
H	12/22	Oral Roberts.....W	80	65
H	12/31	Minnesota.....W	90	78
H	1/4	Pacific.....W	92	68
A	1/8	Kansas State.....L	79	97
H	1/12	Iowa State.....L	65	66



The Huskers earned four straight NCAA Tournament bids between 1991 and 1994. Nebraska earned the league's automatic berth in 1993-94 as it captured the school's first Big Eight Tournament title.

A	1/15	Kansas (8)	L	82	97
H	1/19	Texas Tech	W	70	67
H	1/22	Baylor	W	69	55
A	1/25	Texas (17)	L	55	82
H	1/29	Kansas State	W	81	72
H	2/5	Missouri	L	78	84
A	2/8	Colorado	L	58	70
A	2/12	Iowa State (17)	L	65	87
H	2/14	Oklahoma (20)	L	54	62
A	2/19	Oklahoma State (8)	L	55	94
H	2/23	Kansas (23)	L	58	83
H	2/26	Colorado	W	69	64
A	3/1	Missouri	L	72	86
A	3/4	Texas A&M (OT)	L	76	83

Phillips 66 Big 12 Tournament*

N	3/9	Baylor	L	55	63
---	-----	--------	---	----	----

* Hoop and Quill Classic, St. Charles, Mo.; ** Lincoln, Neb.; *** Las Vegas Showdown, Las Vegas, Nev. ^Kansas City, Mo.

Season Notes: Danny Nee established a new school record for coaching victories with 254...NU tied the school record for losses with 19 and did not win a game on an opponent's home court for the first time since 1960...Kimani Ffriend earned second-team All-Big 12 honors, and Larry Florence and Steffon Bradford were honorable-mention picks.

2000-01

Overall Record: 14-16 Conference: 7-9 in Big 12 (7th)

Home: 8-6 (5-3) Away: 6-10 (2-6)

Coach: Barry Collier

A	11/18	Oral Roberts	L	83	87
H	11/21	Eastern Illinois	W	85	71
H	11/27	Winthrop	W	65	44
A	12/2	Pittsburgh	L	51	52

Husker Classic#

H	12/8	UMKC#	L	71	82
H	12/9	Alaska-Fairbanks#	W	84	55

FedEx Orange Bowl Classic%

N	12/16	Miami%	W	72	64
---	-------	--------	---	----	----

San Juan Shootout^

N	12/20	Iona^	W	81	80
N	12/21	Kent State^	W	69	68
N	12/22	Southern Methodist^	W	72	70
A	12/28	Minnesota (OT)	L	70	74
H	12/30	Murray State	L	71	79
H	1/2	Creighton	L	51	62
A	1/6	Missouri	L	66	68
H	1/13	Texas (22)	W	80	67
A	1/17	Kansas (5)	L	62	84
H	1/20	Iowa State (23)	L	59	60
H	1/24	Missouri	W	85	79
A	1/27	Oklahoma (24)	L	66	77
A	1/30	Kansas State	W	63	61
H	2/3	Colorado	L	57	60
H	2/7	Oklahoma State (OT)	W	78	75
A	2/10	Baylor	L	58	69
H	2/14	Kansas State	W	82	56
A	2/17	Colorado (OT)	W	87	82
A	2/21	Texas Tech	L	64	65
H	2/25	Kansas (10)	L	74	78
H	2/28	Texas A&M	W	97	69
A	3/3	Iowa State (8)	L	73	86

Phillips 66 Big 12 Tournament*

N	3/8	Kansas State	L	58	62
---	-----	--------------	---	----	----

#-Lincoln, Neb.; %-Miami, Fla.; ^-Carolina, P.R. *Kansas City, Mo.

Season Notes: Barry Collier became the 25th head coach in school history when he took over the program...senior Cookie Belcher set the Big 12 record and finished third in NCAA history with 353 steals...Nebraska recorded a five-game winning streak in mid-December, while winning the San Juan Shootout title...Belcher ended his illustrious career by earning second-team All-Big 12 honors...Kimani Ffriend and Steffon Bradford were tabbed honorable-mention all-conference.

2001-02

Overall Record: 13-15 Conference: 6-10 in Big 12 (1-7th)

Home: 12-4 (5-3) Away: 1-11 (1-7)

Coach: Barry Collier

H	11/20	North Carolina A&T	W	69	57
H	11/24	Winthrop	W	73	65
H	11/28	Texas-San Antonio	W	81	63
H	12/2	Wofford	W	65	46
H	12/5	Western Illinois	W	72	53

H	12/8	Oral Roberts	W	61	55
A	12/12	Creighton	L	70	76
H	12/15	Sam Houston State	L	70	74
A	12/22	Minnesota	L	72	81
A	12/29	Pacific	L	52	75
H	1/2	Savannah State	W	66	47
A	1/5	Missouri (17)	L	53	60
A	1/9	Kansas (1)	L	57	96
H	1/12	Colorado	W	75	67
H	1/16	Oklahoma (5)	L	51	78
A	1/19	Texas	L	66	77
A	1/23	Oklahoma State (11)	L	63	70
H	1/26	Iowa State (OT)	W	86	84
H	1/30	Texas Tech (20)	W	80	69
A	2/5	Colorado	L	61	84
H	2/9	Kansas State	W	99	82
H	2/13	Missouri	L	71	87
A	2/16	Iowa State	L	79	85
A	2/20	Texas A&M	W	82	72
H	2/24	Kansas (1)	L	87	88
H	2/27	Baylor	W	75	55
A	3/2	Kansas State	L	58	67

Phillips 66 Big 12 Tournament*

N	3/7	Colorado	L	60	67
---	-----	----------	---	----	----

^Kansas City, Mo.

Season Notes: Senior Cary Cochran set Nebraska career, season and single-game records for 3-pointers, and finished third in Big 12 history with 268...Cochran led the nation in free-throw percentage and finished second in NU single-season history...NU recorded six straight victories to open the season, and finished with a 12-4 mark at the Devaney Center...Cochran and senior John Robinson II were selected honorable-mention All-Big 12 (coaches)...Cochran and Brian Conklin were named to the academic All-Big 12 first-team, and Cochran was selected to the Verizon Academic All-District first-team.

2002-03

Overall Record: 11-19 Conference: 3-13 in Big 12 (12th)

Home: 9-6 (3-5) Away: 2-13 (0-8)

Coach: Barry Collier

Top of the World Classic!

N	11/21	Centenary!	W	68	45
N	11/23	Alaska-Fairbanks!	L	61	64
N	11/24	Ball State!	L	65	73
H	12/1	Texas-San Antonio	W	69	53
A	12/5	South Florida	L	60	65
H	12/8	Minnesota (20)	W	80	60
H	12/14	IPFW	W	63	46
H	12/21	Creighton (20)	L	73	81

ASU Hoops Classic#

N	12/27	UC Santa Barbara#	W	60	57
A	12/28	Arizona State#	L	63	75
H	12/31	Eastern Washington	W	63	60
H	1/4	Denver (OT)	W	79	75
H	1/7	Lipscomb	W	70	60
A	1/11	Kansas (14)	L	59	92
H	1/15	Texas A&M	L	52	53
H	1/18	Colorado (OT)	W	80	77
A	1/22	Kansas State	L	53	77
A	1/25	Iowa State	L	61	71
H	1/29	Missouri (25)	L	56	63
H	2/1	Kansas (12)	L	51	81
A	2/5	Texas Tech	L	49	75
H	2/12	Oklahoma State (13)	L	70	77
H	2/15	Texas (6)	L	63	75
A	2/18	Missouri	L	50	67
A	2/22	Baylor	L	64	78
H	2/25	Kansas State	W	68	61
H	3/1	Iowa State	W	69	61
A	3/4	Oklahoma (5)	L	51	76
A	3/8	Colorado	L	69	84

Phillips 66 Big 12 Tournament*

N	3/13	Missouri	L	61	70
---	------	----------	---	----	----

!Fairbanks, Alaska; #Tempe, Ariz.; @Dallas, Texas

Season Notes: Nebraska finished the year 9-6 at the Devaney Center, its 27th straight home winning season, but lost a school-record tying 19 games on the year...Andrew Drevo and Nate Johnson earned honorable-mention All-Big 12 honors by AP and the league's head coaches, respectively...John Turek was named academic All-Big 12.

2003-04

Overall Record: 18-13 Conference: 6-10 in Big 12 (1-9th)

Home: 15-3 (5-3) Away: 3-10 (1-7)

Coach: Barry Collier

H	11/22	Fairleigh Dickinson	W	80	64
H	11/29	Eastern Michigan	W	67	59
H	12/3	Arizona State	W	66	60
H	12/6	South Florida	W	75	52
H	12/8	Delaware State	W	68	39
A	12/10	Creighton	L	54	61
H	12/13	Tennessee	W	77	62
H	12/20	Bethune-Cookman	W	70	26
H	12/22	Lipscomb	W	75	52
A	12/29	Minnesota	W	77	60
H	1/6	St. Francis (Pa.)	W	93	49
A	1/10	Iowa State	L	74	89
H	1/14	Colorado	L	60	68
A	1/17	Texas (18)	L	61	63
H	1/21	Baylor	W	76	47
A	1/24	Missouri	L	51	72
H	2/1	Oklahoma (25)	L	50	52
A	2/4	Kansas State	L	61	78
H	2/7	Missouri	W	78	62
A	2/11	Texas A&M	W	83	77
H	2/15	Kansas (12)	W	74	55
H	2/18	Kansas State	L	58	63
A	2/21	Oklahoma St. (7, OT)	L	83	87
H	2/24	Texas Tech (25)	W	72	44
H	2/28	Iowa State	W	68	65
A	3/3	Kansas (21)	L	67	78
A	3/6	Colorado	L	75	78

Phillips 66 Big 12 Tournament*

N	3/11	Oklahoma	L	59	63
---	------	----------	---	----	----

National Invitation Tournament

A	3/16	Creighton	W	71	70
H	3/19	Niagara	W	78	70
A	3/22	Hawaii	L	83	84

&Dallas, Texas

Season Notes: Nebraska picked up its first postseason berth in five years and first under Coach Barry Collier...the Huskers went 2-1 in the NIT...Nebraska finished with a 15-3 record at home, tying for the second-most home wins in Devaney Center history...Nate Johnson led the team in scoring (13.0) while picking up honorable-mention all-conference honors...Johnson finished as the second-highest scoring transfer in school history, only behind teammate Andrew Drevo...Brian Conklin set a Big 12 and school record by hitting 55.9 percent from 3-point range...The Huskers set the Big 12 mark for fewest points allowed in a contest (26) and in a half (12) against Bethune-Cookman.

2004-05

Overall Record: 14-14 Conference: 7-9 in Big 12 (1-8th)

Home: 10-6 (4-4) Away: 4-8 (3-5)

Coach: Barry Collier

H	11/23	Arkansas-Pine Bluff	W	97	40
H	11/27	Texas Southern	W	78	58
A	12/2	UAB	L	66	80
H	12/6	Morgan State	W	64	34
H	12/8	Minnesota	L	48	57
H	12/11	Creighton	L	48	50
H	12/18	North Carolina A&T	W	71	49
A	12/21	Marquette	L	62	81
A	12/30	Tennessee	W	62	61
H	1/2	Montana State	W	78	45
H	1/8	Kansas State (2ot)	W	95	85
A	1/12	Colorado	W	68	61
H	1/15	Texas (10)	L	53	63
A	1/19	Kansas (2)	L	57	59
A	1/22	Missouri	L	70	80
H	1/26	Texas A&M	W	77	67
A	1/29	Texas Tech	L	68	84
H	2/1	Utah Valley State	W	91	57
H	2/5	Kansas (3)	L	65	78
H	2/8	Iowa State	L	60	65
A	2/12	Baylor	W	74	63
A	2/16	Oklahoma (21)	L	60	83
H	2/19	Missouri	L	53	56
H	2/22	Oklahoma State (4)	W	74	67
A	2/27	Iowa State	W	76	69
H	3/2	Colorado	W	70	55
A	3/5	Kansas State	L	53	73

Phillips 66 Big 12 Tournament#

N	3/10	Missouri.....	L	67	70
---	------	---------------	---	----	----

#Kansas City, Mo.

Season Notes: Nebraska won at least 10 home games for the 23rd time in 29 years at the Devaney Center...the Huskers' biggest win of the season came at home against No. 4 Oklahoma State, NU's first win over a top-five program since 1994...freshman guard Joe McCray earned honorable-mention All-Big 12 honors from the coaches and AP after setting the freshman records for scoring average (15.5 ppg) at NU and 3-pointers (80) in the Big 12...freshman center Aleks Maric broke NU freshman record for rebounds (169)...five Huskers earned academic All-Big 12 honors, including Jake Muhleisen who was also named academic all-district.

2005-06

Overall Record: 19-14 Conference: 7-9 in Big 12 (6th)

Home: 14-5 (4-4) Away: 5-9 (3-5)

Coach: Barry Collier

John Thompson Foundation Basketball Challenge^

H	11/18	Longwood^.....	W	80	65
H	11/19	Yale^.....	W	73	64
H	11/20	Louisiana Tech^.....	W	59	56
H	11/27	Southeast Missouri State...W		69	54
H	11/30	Marquette.....	W	84	74
H	12/3	UAB.....	L	72	73
H	12/8	South Dakota State.....	W	76	67
A	12/11	Creighton.....	L	44	70
H	12/17	Chicago State.....	W	76	65
H	12/19	North Carolina A&T.....	W	107	57
H	12/21	Alabama A&M.....	W	67	60

Micro PCS Orange Bowl Classic@

N	12/31	Florida State@.....	L	60	74
H	1/3	Northern Colorado.....	W	60	50
H	1/7	Oklahoma (12).....	W	59	58
A	1/11	Kansas State.....	W	57	42
H	1/17	Iowa State.....	L	75	88
A	1/21	Kansas.....	L	54	96
A	1/25	Colorado.....	L	59	81
H	1/28	Missouri.....	W	65	52
A	1/31	Oklahoma State.....	W	59	57
H	2/4	Baylor.....	W	60	45
H	2/8	Kansas.....	L	48	69
A	2/11	Texas (6).....	L	59	78
A	2/15	Iowa State.....	W	73	63
H	2/18	Texas Tech.....	L	64	70
H	2/22	Colorado.....	W	93	77
A	2/25	Texas A&M.....	L	55	66
H	3/1	Kansas State.....	L	64	66
A	3/5	Missouri.....	L	63	64

Phillips 66 Big 12 Tournament#

N	3/9	Missouri.....	W	71	64
N	3/10	Oklahoma (22).....	W	69	63
N	3/11	Kansas (17).....	L	65	79

National Invitation Tournament

A	3/16	Hofstra.....	L	62	73
---	------	--------------	---	----	----

^Lincoln, Neb.; @Sunrise, Fla.; #Dallas, Texas

Season Notes: Nebraska won 19 games, its most since 1998-99...the Huskers earned their second postseason NIT appearance in three years after a sixth-place finish in the Big 12, their highest placing in eight years...NU reached the semifinals by winning two games at the conference tournament for the first time in the Big 12 era...Nebraska picked up two wins over ranked teams, both against Oklahoma...sophomore Aleks Maric led the Big 12 in double-doubles in league-only games and was third overall in rebounding.

2006-07

Overall Record: 17-14 Conference: 6-10 in Big 12 (1-7th)

Home: 12-4 (4-4) Away: 5-10 (2-6)

Coach: Doc Sadler

H	11/14	Nebraska-Omaha.....	W	76	62
H	11/18	Creighton (20).....	W	73	61
H	11/21	Lubbock Christian.....	W	65	42
H	11/27	Arkansas-Pine Bluff.....	W	71	42
H	11/29	North Texas.....	W	76	57
A	12/2	Rutgers.....	L	73	75

Pape Jam!

N	12/9	Oregon!.....	L	56	68
H	12/17	Alabama A&M.....	W	82	55

Rainbow Classic\$

N	12/20	Wyoming\$.....	W	73	58
A	12/22	Hawaii\$.....	L	72	81

N	12/23	Houston\$.....	W	70	57
---	-------	----------------	---	----	----

Micro PCS Orange Bowl Classic@

N	12/30	Miami@.....	W	82	67
H	1/3	Savannah State.....	W	81	53
H	1/6	Western Kentucky.....	W	82	71
A	1/10	Iowa State.....	L	62	71
A	1/17	Oklahoma.....	L	53	70
H	1/20	Colorado.....	W	71	50
H	1/24	Texas.....	L	61	62
A	1/27	Kansas State.....	L	45	61
H	1/29	Kansas (6).....	L	56	76
A	2/3	Missouri.....	W	66	61
A	2/6	Texas Tech.....	W	61	59
H	2/10	Texas A&M (6).....	L	55	66
H	2/13	Kansas State.....	W	74	63
A	2/17	Kansas (9).....	L	39	92
A	2/21	Baylor.....	L	59	63
H	2/24	Missouri (ot).....	W	82	77
H	2/28	Iowa State.....	L	63	69
A	3/3	Colorado.....	L	69	73
H	3/5	Oklahoma State.....	W	85	73

Phillips 66 Big 12 Tournament^

N	3/8	Oklahoma State.....	L	39	54
---	-----	---------------------	---	----	----

!Portland, Ore.; \$Honolulu, Hawaii;

@Sunrise, Fla.; ^Oklahoma City, Okla.

Season Notes: Nebraska went through a coaching change late in the summer as Doc Sadler became the 26th head coach in program history on Aug. 8, 2006, after former coach Barry Collier left his position in early August to become Athletic Director at his alma mater, Butler University...despite the late start, the Huskers reeled off five straight wins to open the season, including a victory over nationally ranked Creighton, on their way to a 17-14 overall record...Nebraska played only one home game in the month of December while traveling more than 15,000 miles for six games...despite dealing with several injuries and transfers, NU finished seventh in the league standings with a 6-10 record...Nebraska defeated five teams that went on to play in the postseason...Aleks Maric earned second-team All-Big 12 honors from the coaches and Associated Press after averaging 18.5 points and 8.7 rebounds per game, totals that were fourth and second, respectively, in the conference...Maric also earned all-district honors from the coaches and the basketball writer's associations...Paul Velander was named to the academic all-league team.

2007-08

Overall Record: 20-13 Conference: 7-9 in Big 12 (1-7th)

Home: 17-3 (5-3) Away: 3-10 (2-6)

Coach: Doc Sadler

H	11/10	Presbyterian.....	W	67	52
H	11/17	Alabama A&M.....	W	59	45
H	11/20	Norfolk State.....	W	83	48
A	11/24	Creighton.....	L	62	74
H	11/26	IPFW.....	W	79	62
H	12/2	Arizona State.....	W	62	47
A	12/5	Western Kentucky (ot).....	L	62	69
H	12/9	Rutgers.....	W	63	51
H	12/11	Savannah State.....	W	82	37
H	12/15	Oregon& (16, ot).....	W	88	79
H	12/22	North Carolina Central.....	W	71	28
H	12/29	Alcorn State.....	W	77	53
H	1/4	Maryland Eastern Shore.....	W	86	50
H	1/12	Kansas (3).....	L	58	79
A	1/15	Colorado.....	L	51	55
H	1/19	Baylor.....	L	70	72
A	1/26	Kansas (2).....	L	49	84
A	1/30	Missouri.....	W	66	62
H	2/2	Iowa State.....	W	64	56
A	2/6	Kansas State (20).....	L	64	71
H	2/9	Texas Tech.....	W	73	62
H	2/13	Missouri (ot).....	L	78	86
A	2/16	Iowa State.....	L	52	60
H	2/20	Kansas State (24).....	W	71	64
A	2/23	Texas A&M (22).....	W	65	59
H	2/27	Oklahoma.....	W	63	45
A	3/1	Oklahoma State.....	L	63	77
A	3/4	Texas (9).....	L	66	70
H	3/9	Colorado.....	W	68	49

Phillips 66 Big 12 Tournament^

N	3/13	Missouri.....	W	61	56
N	3/14	Kansas (5).....	L	54	64

National Invitation Tournament

H	3/19	Charlotte.....	W	67	48
A	3/24	Mississippi (ot).....	L	75	85

& at Qwest Center in Omaha ^Kansas City, Mo.

Season Notes: Nebraska earned just the 12th 20-win season in program history and Coach Doc Sadler tied the record for a Husker mentor with 37 wins in his first two years combined...Sadler also became the first coach in school history to post at least 17 wins in each of his first two seasons...NU's 20th win came in the postseason as Nebraska defeated Charlotte in the first round of the National Invitation Tournament...it was the first postseason bid under Sadler and the 14th overall NIT appearance by Nebraska...the biggest success came behind senior center Aleks Maric who earned first-team All-Big 12 honors from the AP and second-team accolades from the coaches after averaging 15.7 points and 10.2 rebounds per game...Maric also earned first-team all-district honors from the coaches and the basketball writer's associations...Maric became only the second player in school history to top 1,000 career rebounds, and he tied the school single-season record with 335 boards as a senior...Maric was the first Husker and only the third player in the Big 12 era with at least 1,600 points and 1,000 rebounds in a career...Ade Dagunduro and Steve Harley were each named to the All-Big 12 Newcomer Team...Paul Velander was named to the academic all-league team.



Center Aleks Maric ended his career ranked fifth in scoring, second in rebounding and sixth in blocked shots at Nebraska. He was just the third league player in the Big 12 era with at least 1,600 points and 1,000 career rebounds.



NEBRASKA QUICK FACTS198-199

MEDIA INFORMATION/POLICIES200-201

RADIO/TV SCHEDULES203

BIG 12 CONFERENCE.....206

Athletic Department Directory

ATHLETIC DEPARTMENT FACTS

Location (Population).....	Lincoln, Neb. (248,744)
Founded (Enrollment).....	1869 (22,000)
Chancellor.....	Harvey Perlman, J.D.
Athletic Director.....	Tom Osborne
Institutional Representative.....	Josephine Potuto, J.D.
Athletic Department Phone.....	(402) 472-4224
Ticket Office.....	(402) 472-3111 or (800) 8BIGRED
Nickname.....	Cornhuskers, Huskers
Colors.....	Scarlet and Cream
Web site.....	Huskers.com
Conference.....	Big 12
First year of basketball.....	1896-97
All-time record.....	1,315-1,176
NCAA Appearances (last).....	6 (1998)
NIT Appearances (last).....	15 (2008)
Arena (Opened).....	Bob Devaney Sports Center (1976)
Capacity.....	13,595
NU record at Devaney Center.....	384-121

BASKETBALL QUICK FACTS

Head Coach.....	Doc Sadler (Arkansas, 1982)
Record at NU.....	37-27 (2 years)
Record Overall.....	205-84 (9 years)
Record at Division I.....	85-35 (4 years)
Assistant Coaches.....	Philip Mathews (UC Irvine, 1970) David Anwar (Fitchburg College, 1998) Walter Roesse (BYU-Hawaii, 1994)
Director of Basketball Operations.....	Chris Croft (Southern Miss, 1995)
Video Coordinator.....	Jim Shaw (Grinnell, 2003)
Team Manager/Player Development.....	Bill Shaw
Strength Coach.....	Rusty Ruffcorn
Graduate Assistant Athletic Trainer.....	R.J. Pietig
Devaney Center Equipment Manager.....	Pat Norris
Assistant Media Relations Director.....	Jerry Trickie
Men's Basketball Secretary.....	Kim Babcock
Basketball Office Phone.....	(402) 472-2265
Basketball Office Fax.....	(402) 472-2575
Basketball Press Row Phone.....	(402) 472-2279
Basketball Office Mailing Address.....	106 Bob Devaney Sports Center, P.O. Box 880611, Lincoln, NE 68588-0611

TEAM INFORMATION

2007-08 Overall Record.....	20-13
2007-08 Big 12 Record / Finish.....	7-9 / t-7th
2008 Big 12 Championship.....	1-1, def. Missouri, 61-56; lost to Kansas, 64-54
2008 Postseason.....	National Invitation Tournament def. Charlotte, 67-48; lost at Mississippi, 85-75 (ot)
Lettermen Returning/Lost.....	11/3
Starters Returning/Lost.....	4/1

ATHLETIC DEPARTMENT MISSION

The mission of the University of Nebraska Athletic Department is to serve our student-athletes, coaches, staff and fans by:

Displaying Integrity in every decision and action; Building and maintaining Trust with others; Giving Respect to each person we encounter; Pursuing unity of purpose through Teamwork; Maintaining Loyalty to student-athletes, co-workers, fans and the University of Nebraska.

ATHLETIC ADMINISTRATION..... (402) 472-3011

Executive Associate A.D.....	Marc Boehm
Senior Associate A.D./Academics, Compliance & Planning.....	Dennis Leblanc
Associate A.D./Community Relations.....	Chris Anderson
Associate A.D./Administration.....	Bob Burton
Associate A.D./CFO.....	Nancy Kenny
Associate A.D./SWA.....	Pat Logsdon
Associate A.D./Communications.....	Randy York
Associate A.D./Life Skills.....	Keith Zimmer
Assistant A.D. for Compliance.....	Gary Bargaen
Assistant A.D. for Events.....	Butch Hug
Assistant A.D. for Facilities.....	John Ingram
Assistant A.D./Compliance & Planning.....	Josh White

ATHLETIC MEDICINE..... (402) 472-2276

Director of Athletic Medicine.....	Dr. Lonnie Albers
Head Athletic Trainer.....	Jerry Weber
Head Football Athletic Trainer.....	Mark Mayer
Assistant Athletic Trainers.....	Brad Brown, Tom Dufresne, Jolene Emricson, Lisa Grzeskowiak, Jeff Rudy, Patrick Spieldenner
Chief of Staff/Orthopaedic Surgeon.....	Dr. Pat Clare
Orthopaedists.....	Dr. Scott Strasburger, Dr. David Clare
Director of Sports Nutrition.....	Brian Lehmann
Assistant Director of Sports Nutrition.....	Lindsey Remmers

ATHLETIC PERFORMANCE..... (402) 472-3333

Director of Strength and Conditioning.....	Mike Arthur
Head Football Strength Coach.....	James Dobson
Basketball Strength Coach.....	Rusty Ruffcorn
Assistant Strength Coaches.....	Chad Wade, Tyler Clark, Laura Pilakowski, Jason Mester

HUSKERVISION..... (402) 472-4645

Director of Technology.....	Shot Kleen
Creative Director.....	Kirk Hartman
Chief Engineer.....	Scott Guthrie
Production Coordinator.....	Kelly Mosier
Production Specialists.....	Mike Hodges, Amanda Pohlmann, Brad Colee (MBB)

ACADEMIC PROGRAMS

AND STUDENT SERVICES..... (402) 472-2042

Associate Directors.....	Katie Jewell, Kim Schellpeper
Academic Counselors.....	Alvin Banks, Sheri Hastings, Mike Nieman, Will Sheppard
Administrative Assistant.....	Leah Huber

UNIVERSITY OF NEBRASKA

The University of Nebraska-Lincoln does not discriminate based on gender, age, disability, race, color, religion, marital status, veteran's status, national or ethnic origin or sexual orientation.

MEDIA RELATIONS..... (402) 472-2263

Media Relations Director.....	Keith Mann
Director of Media Relations Operations.....	Jeff Griesch
Assistant Directors.....	Shamus McKnight, Matt Smith, Jerry Trickie (Men's Basketball)
Photographer.....	Scott Bruhn
Administrative Assistant.....	Vicki Cartwright
Interns.....	Amil Anderson, Jeremy Foote
Student Assistants.....	Tyler DeBoer, Karl Jones, Nate Pohlen, Scott Pulverenti, Nate Rohr, Jessica Schwager, Hilary Winter

SUPPORT STAFF

Director of Ticket Operations.....	Holly Adam
Director of Licensing/Concessions.....	Michael Stephens
Director of Marketing.....	Corrie Sears

NEBRASKA HEAD COACHES

Baseball.....	Mike Anderson..... 472-2269
Basketball (Men).....	Doc Sadler..... 472-2265
Basketball (Women).....	Connie Yori..... 472-6462
Bowling (Women).....	Bill Straub..... 472-0404
Cross Country.....	Jay Dirksen..... 472-6461
Football.....	Bo Pelini..... 472-3116
Golf (Men).....	Bill Spangler..... 472-6472
Golf (Women).....	Robin Krapfl..... 472-1415
Gymnastics (Men).....	Francis Allen..... 472-6476
Gymnastics (Women).....	Dan Kendig..... 472-3808
Rifle (Women).....	Morgan Hicks..... 472-6167
Soccer (Women).....	John Walker..... 472-0456
Softball.....	Rhonda Revelle..... 472-8801
Swimming/Diving.....	Pablo Morales..... 472-3186
Tennis (Men).....	Kerry McDermott..... 472-6464
Tennis (Women).....	Scott Jacobson..... 472-6473
Track and Field.....	Gary Pepin..... 472-6461
Volleyball.....	John Cook..... 472-2399
Wrestling.....	Mark Manning..... 472-9430

MEDIA GUIDE CREDITS

The 2008-09 Nebraska men's basketball media and recruiting guide was produced by the Nebraska Media Relations Office.

The guide was written, designed and edited by Assistant Media Relations Director Jerry Trickie. Editing assistance provided by Media Relations Director Keith Mann, Media Relations Director of Operations Jeff Griesch and Assistant Media Relations Director Matt Smith. Additional editing and research by Administrative Assistant Vicki Cartwright and student assistants Tyler DeBoer, Nate Pohlen and Scott Pulverenti. Special thanks to freelance writer Mike Babcock for his writing contributions. Designed in Adobe InDesign CS2. Printed by UNL Printing Services.

Photo credits to Scott Bruhn, Nebraska Media Relations; Tom Slocum and Richard Voges, UNL Photo Productions; John F. Grieshop/Schwartzman Photos; Steven Maikoski, USA Basketball; Scott Cunningham, NBAE/Getty Images.

Inside and outside cover design by Annie Wood. Cover photography by Scott Bruhn.

Copyrighted by Nebraska Media Relations.

The cost of the 2008-09 Nebraska media guide is \$9.34 plus \$0.66 tax.

Nebraska Media Outlets

<p>Associated Press ap.org 909 N. 96th, Suite 104, Omaha, NE 68114 402-391-0031 (800-642-9920) Fax: 402-391-1412 Eric Olson (eolson@ap.org)</p>	<p>Norfolk Daily News norfolkdailynews.com 525 Norfolk Ave., Norfolk, NE 68701 402-371-1020 Fax: 402-644-2080 Sports Editor Jay Prauner (ndnews@norfolkdailynews.com)</p>	<p>KLIN (1400 AM)* klin.com 4343 O St., Lincoln, NE 68510 402-475-4567 Fax: 402-474-8011 Program Director John Bishop (jbishop@broadcasthouse.com) *Lincoln Designate for Husker Sports Network</p>
<p>Lincoln Journal Star journalstar.com 926 P Street, Lincoln, NE 68508 402-473-7431 Fax: 402-473-7291 Sports Editor Todd Henrichs (thenrichs@journalstar.com); Beat Writer—Brian Rosenthal (brosenthal@journalstar.com); Columnist—Steve Sipple (ssipple@journalstar.com); Writer—Brian Christopherson (bchristopherson@journalstar.com)</p>	<p>North Platte Telegraph nptelegraph.com 621 N. Chestnut Street, North Platte, NE 69101 308-532-6000 Fax: 308-532-9268 Sports Editor Job Vigil (sports@nptelegraph.com)</p>	<p>KFAB (1110 AM)* kfab.com 5010 Underwood Ave., Omaha, NE 68132 402-556-8000 Fax: 402-556-8937 Program Director Gary Sadlemyer (garysadlemyer@hotmail.com) News Director Tom Stanton *Omaha Designate for Husker Sports Network</p>
<p>Omaha World-Herald omaha.com 14th & Dodge Streets, Omaha, NE 68102 402-444-1000 (800-284-6397) Fax: 402-344-3343 Omaha World-Herald Lincoln Bureau 635 S. 14th, Suite 310, Lincoln, NE 68508 402-473-9587 Sports Editor Thad Livingston (thad.livingston@owh.com); Beat Writer—Lee Barfknecht (lee.barfknecht@owh.com); Columnist—Tom Shatel (tom.shatel@owh.com); Writer—Mitch Sherman (mitch.sherman@owh.com)</p>	<p>Scottsbluff Star-Herald starherald.com Box 1709, Scottsbluff, NE 69363 308-632-9000 Fax: 308-632-9003 Sports Editor Jeff Fielder (sports@starherald.com)</p>	<p>KRVN (880 AM)* krvn.com 1007 Plum Creek Parkway, Lexington, NE 68850-0880 308-324-2371 Fax: 308-324-5786 Program Director Stafford Thompson (sthompson@krvn.com) Sports Director Jayson Jorgensen (jjorgensen@krvn.com) *Designate for Husker Sports Network</p>
<p>Daily Nebraskan dailynebraskan.com 20 Nebraska Union, Lincoln, NE 68588-0448 402-472-1765 Fax: 402-472-1761 Sports Editor Johnny Perez (sports@dailynebraskan.com)</p>	<p>York News-Times yorknewstimes.com P.O. Box 279, York, NE 68467 402-362-4478 Fax: 402-362-6748 Sports Editor Ken Kush (ken.kush@yorknewstimes.com)</p>	<p>KRNU (90.3 FM) krnu.unl.edu 201 Andersen Hall, Lincoln, NE 68588-0466 402-472-3054 Fax: 402-472-8403 Station Manager Rick Alloway (krnu@unl.edu)</p>
<p>Beatrice Sun beatricedailysun.com 200 North 7th Street, Beatrice, NE 68310 402-223-5233 Fax: 402-228-3571 Sports Editor Jane White (beatrice.news@lee.net)</p>	<p>KOLN/KGIN (CBS, Channels 10-11) kolnkgin.com 40th & W Streets, Lincoln, NE 68503 402-467-9270 Fax: 402-467-9208 Sports Director Kevin Sjuts (sports@kolnkgin.com) Dan Hedman</p>	<p>KLMS (1480 AM) espn1480.com 3800 Cornhusker Hwy., Lincoln, NE 68504 402-466-1234 Fax: 402-467-4095 Proram Director Jeff Wilkerson (jwilkerson@threeeagles.com)</p>
<p>Columbus Telegram columbustelegram.com P.O. Box 648, Columbus, NE 68602 402-564-2741 Fax: 402-563-7500 Sports Editor Mark Zabala (mark.zabala@lee.net)</p>	<p>KLKN (ABC, Channel 8) klkntv.com 3240 So. 10th, Lincoln, NE 68502 402-434-8000 Fax: 402-436-2236 Sports Director Dave Hunt, Ryan Gager (sports@klkntv.com)</p>	<p>KOZN (1620 AM) 1620thezone.com 5011 Capitol Suite, #300, Omaha, NE 68132 402-951-1620 Fax: 402-342-7041 Sports Director Kevin Kugler (kevin@1620thezone.com)</p>
<p>Fremont Tribune ftrib.com P.O. Box 9, Fremont, NE 68026 402-721-5000 Fax: 402-721-8047 Sports Editor Brent Wasenius (tribnews@ftrib.com)</p>	<p>WOWT (NBC, Channel 6) wowt.com 3501 Farnam Street, Omaha, NE 68131 402-233-7940 Fax: 402-346-6740 Sports Director Dave Webber, Merlyn Klaus, Ross Jernstrom, John Chapman (sixonline@wowt.com)</p>	<p>KOMJ (590 AM) bigsports590.com 11128 John Galt Blvd., Omaha, NE 68137 402-592-5300 Fax: 402-331-1348 Sports Director Matt Perrault (matt@bigsports590.com)</p>
<p>Grand Island Independent theindependent.com 422 W 1st., P.O. Box 1208, Grand Island, NE 68801 308-382-1000 Fax: 308-382-8129 Sports Editor Terry Douglass (sportsdesk@theindependent.com)</p>	<p>KETV (ABC, Channel 7) ketv.com 27th & Douglas, Omaha, NE 68131 402-978-8958 Fax: 402-978-8931 Sports Director Jon Schuetz, Matt Schick (sports@theomahachannel.com)</p>	<p>Huskers Illustrated huskersillustrated.com 3210 NW 3rd St., Lincoln, NE 68521 402-474-4355 Fax: 402-474-5132 Customer Service: 800-524-9527 Editor Aaron Babcock (ababcock@gobarnstorm.com) Contributing Writer Mike Babcock (477-8053, mbabcock1@neb.rr.com)</p>
<p>Hastings Tribune hastingstribune.com 908 West 2nd Street, Hastings, NE 68901 402-462-2131 Fax: 402-462-2184 Sports Editor Vince Kuppig (sports@hastingstribune.com)</p>	<p>Action 3 (CBS, Channel 3) action3news.com 10714 Mockingbird, Omaha, NE 68127 402-592-4330 Fax: 402-592-4714 Sports Director Travis Justice (travis@action3news.com) Matt Siegel</p>	<p>Big Red Report bigredreport.com 401 N. Coddington Ave., Lincoln, NE 68528 402-476-5006 Fax: same as phone Publisher Steve Ryan (SteveRyan@bigredreport.com)</p>
<p>Holdrege Daily Citizen 418 Garfield Street, Holdrege, NE 68949 308-995-4441 Fax: 308-995-5992 Sports Editor TBA</p>	<p>KPTM (Fox, Channel 9) kptm.com 4625 Farnam Street, Omaha, NE 68132 402-554-4286 Fax: 402-554-4292 Sports Director J.J. Davis, Jeff Radcliffe (sports42@kptm.com)</p>	<p>NET Sports (PBS, Channel 12) net.unl.edu 1800 No. 33rd Street, Lincoln, NE 68583-0747 402-472-3611 Fax: 402-472-5347 Executive Producer Joe Turco (jturco1@unl.edu) Producer/Director Jim Carmichael (jcarmichael1@unl.edu) Producer/Director Martha Florence (mflorence1@unl.edu)</p>
<p>Kearney Hub kearneyhub.com 13 East 22nd Street, Kearney, NE 68847 308-237-2152 Fax: 308-233-9745 Sports Editor Buck Mahoney (kearneyhub@kearney.net)</p>	<p>KHAS (NBC, Channel 5) khasstv.com 6475 Osborne Dr. West, Hastings, NE 68901 402-463-1321 Fax: 402-463-6551 Sports Director Ed Littler (ed.littler@khasstv.com)</p>	
<p>McCook Gazette P.O. Box 1268, McCook, NE 69001 308-345-4500 Fax: 308-345-7881 Sports Editor John Mesh (sports@mccookgazette.com)</p>	<p>KNOP (NBC, Channel 2) knoptv.com P.O. Box 749, North Platte, NE 69101 308-532-2222 Fax: 308-532-9579 Sports Director Joe Swift (sports@knoptv.com)</p>	
<p>Nebraska City News-Press P.O. Box 757, Nebraska City, NE 68410 402-873-3334 Fax: 402-873-5436 Sports Editor Kirt Manion (kmanion@ncnewspress.com)</p>		

Media Information/Policies

The 2008-09 Nebraska media guide is designed to assist the media in its coverage of the Nebraska Cornhusker men's basketball program. Additional information, including releases, photographs and video may be obtained by contacting the Media Relations Office at (402) 472-2263, or in many cases can be found on Huskers.com.

Please take a moment to review the following policies and services, which are intended to assist media members in their coverage of Nebraska basketball this season.

MEDIA CREDENTIALS

All requests for press, broadcast, photo and parking credentials for Nebraska basketball home games should be directed to Vicki Cartwright, One Memorial Stadium, P.O. Box 880123, Lincoln, NE, 68588-0123. Credential requests can also be sent via e-mail to Assistant Media Relations Director Jerry Trickie (jtrickie@huskers.com) at least one week before the game.

As a general rule, working space is allocated on the following basis:

- 1) daily newspaper and wire-service writers covering for next-day publication;
- 2) radio and television personnel for broadcast origination;
- 3) sports editors of Nebraska daily newspapers;
- 4) official school student daily newspaper;
- 5) approved special coverage;
- 6) press and TV working photographers.

Generally, weekly newspaper representatives, Internet news services and non-originating radio representatives cannot be accommodated because of space limitations. Internet writers for sites affiliated with established, nationally recognized media outlets will be considered on a game-by-game basis as space allows. Credentials will not be granted for writers or photographers for Internet sites that are not affiliated with an accredited news organization.

MEDIA WILL CALL

Media passes that are not mailed may be picked up at the will-call window, located under the south ramp of the Devaney Center by the men's basketball office. The will-call window opens 90 minutes before tipoff. Photo identification is required to pick up credentials.

MEDIA PARKING

The primary parking area for media is located on the south side of the Devaney Center with an overflow area available on the north side across the street. The lots are accessible from 14th or 27th Streets. Additional media parking is also available on the east side of the Devaney Center on the street on a first-come, first-served basis.

BIG 12 WEEKLY TELECONFERENCE

The Big 12 Conference men's basketball coaches will participate in a weekly media-only teleconference during the 2008-09 season. The calls begin in December, followed by weekly teleconferences beginning in January. The schedule is as follows:

Monday, Dec. 15	Monday, Feb. 9
Thursday, Jan. 8	Monday, Feb. 16
Monday, Jan. 12	Monday, Feb. 23
Monday, Jan. 19	Monday, March 2
Monday, Jan. 26	Monday, March 9
Monday, Feb. 2	Monday, March 16*

* - For only those coaches advancing to postseason (NCAA or NIT) play

The teleconference begins at 10 a.m. Central Time. The call can also be heard live and on replay via the Internet by visiting the Big 12 web site at www.big12sports.com. Listed below is the tentative schedule for the 2008-09 season. Please contact the Big 12 communications staff at (469) 524-1000 for the call-in and replay phone numbers.

10 a.m. – Bill Self, Kansas
 10:10 a.m. – Mark Turgeon, Texas A&M
 10:20 a.m. – Travis Ford, Oklahoma State
 10:30 a.m. – Scott Drew, Baylor
 10:40 a.m. – Mike Anderson, Missouri
 10:50 a.m. – Pat Knight, Texas Tech
 11 a.m. – Jeff Bzdelik, Colorado
 11:10 a.m. – Frank Martin, Kansas State
 11:20 a.m. – Jeff Capel, Oklahoma
11:30 a.m. – Doc Sadler, Nebraska
 11:40 a.m. – Rick Barnes, Texas
 11:50 a.m. – Greg McDermott, Iowa State

COACH SADLER INTERVIEW TIME

The best time for local media to reach Coach Doc Sadler for an interview is 30 minutes before practice on the Devaney Center court. All interviews with Coach Sadler must be scheduled through the Media Relations Office.

Out-of-town media are encouraged to participate in the Big 12 weekly teleconference. Coach Sadler will participate in the telephonic press conferences (see schedule, below left) each week beginning at 11:30 a.m. (CST). The teleconferences begin Dec. 15 and continue throughout the season. Contact the Big 12 Conference communications staff at (469) 524-1000 for more information on how to join the conference call.

POSTGAME INTERVIEWS

Nebraska's locker room is closed to the media at home and on the road. For home games, Nebraska's postgame news conference will be held following a brief cooling off period in the designated postgame interview room off the southeast corner of the Devaney Center court.

The opposing team is housed in the visitor's locker room, located off the hallway at the northwest corner of the playing floor and will be available following the cooling off period. Make requests for opposing players and coaches through the visiting SID.

On the road, Coach Sadler and select players will be available upon request after the cooling off period. Check with Assistant Media Relations Director Jerry Trickie regarding where player interviews will take place.

PLAYER INTERVIEWS

All media requests for interviews with Nebraska basketball players should be directed to Assistant Media Relations Director Jerry Trickie [office phone: (402) 472-7779, cell phone: (402) 540-0269] at least one day in advance. The best time for in-season interviews is before practice between 1-1:20 p.m., depending on class schedules.

Players are usually available for telephone interviews before practice, except on game days when no interviews are allowed. Nebraska is tentatively scheduled to practice from 1:30-4 p.m. during the season, with practices typically at the Devaney Center. With advance notice, interviews can be arranged for other times during the day at the Devaney Center or in the Media Relations Office during the day if the players' class schedule allows.

Media are welcome to attend practice, which is open to the public. Check Huskers.com on the men's basketball page for updated practice times and site.

PRESS BOX LOCATION

The press box for Nebraska basketball games is located in the lower portion of section C-12 (upper level) on the south side of the playing floor (opposite the team benches).

Television and radio crews originating an officially sanctioned broadcast of the game (see Broadcast Rights below) will be seated on the floor, with the visiting radio adjacent to the visiting team's bench when there is a TV telecast (east side of the scorer's table) and the home radio and television broadcasting teams positioned at midcourt opposite the team benches. When there is no television broadcast, both radios will broadcast from floor level opposite the team benches.

The camera deck is located at the top of the arena, directly behind the press box. Live originating telecasts may be shot from either floor level (northeast or southwest baselines) or the camera deck in marked areas, but may not occupy space in the press box.

MEDIA WORK ROOM

The media work room is located on the south side of the lower level, across from the media will-call window. Media can use the room prior to, during and after the game to write and send stories.

Phone and free wireless Internet will be available in the media work room, along with limited ethernet lines. Wireless Internet and limited ethernet lines will also be available in the photography area on the southwest concourse level. Registration is required to access the wireless network in the Devaney Center. Contact the Media Relations Office to register a portable laptop computer in advance of coming to Lincoln.

MEDIA SERVICES

Notes, flipcards and media guides will be provided before each game. Final statistics, play-by-play sheets and quotes from each locker room will be distributed following the game and will be available on Huskers.com. Refreshments will be available to the media in a designated area before the game.

RADIO/TELEVISION BROADCAST SPACE

Requests for live radio and television broadcast space should be made to Assistant Media Relations Director Jerry Trickle at jtrickie@huskers.com. If statisticians are needed, contact Trickle at least three days in advance.

RADIO BROADCAST RIGHTS

The University of Nebraska-Lincoln and IMG World own exclusive radio broadcast rights to all of the University's men's basketball games. Other than the Husker Sports Network and the University of Nebraska student radio station (KRNU), the only radio stations or networks allowed to broadcast Nebraska games from the Devaney Center are those that have rights to broadcast games played by the opposing team.

All radio stations and networks broadcasting from the Bob Devaney Sports Center must receive prior permission from the University. Any representative of a radio station or network that has not purchased such rights shall not air live game action or description of any game while it is in progress, nor shall such representatives air tape-recorded or live commentary of Nebraska coaches or players from the premises for one hour before or 20 minutes after a game.

Only stations that have purchased broadcast rights may install telephone lines on press row, or use telephone lines on press row for reporting on games. By accepting media credentials, representatives of stations and networks that have not purchased broadcast rights signify their agreement to all stipulations.

TELEPHONES

Nebraska provides four modular telephones in the Bob Devaney Sports Center media work room. All long distance calls must be credit card, collect or billed to a third number. Any media wishing to place a phone in the press box should contact University Telecommunications at (402) 472-2000 at least two weeks before the game.

BROADCAST TELEPHONE LINES

The Husker Sports Network installs additional telephone lines for visiting official broadcasts and charges a fee for the use of those lines for non-conference games. Big 12 official stations receive the use of the lines free of charge as part of a cooperative. Those interested in using the lines should contact Mike Elliott of Husker Sports Network at (402) 332-4000.

Official visiting radio stations are welcome to have their own telephone lines installed at the visiting radio position and may do so by contacting University Telecommunications at (402) 472-2000. Visiting teams should contact Assistant Media Relations Director Jerry Trickle before the game to find out where the broadcast position is located.

PRO SCOUTING PASSES

Per Big 12 Conference rules, the University of Nebraska provides press box access to scouts of professional basketball teams based on availability. If no space is available in the press box, scouts may arrange through the Media Relations Office (402-472-2263) to purchase tickets for Nebraska home games.

DEVANEY CENTER DIRECTIONS

The Bob Devaney Sports Center is located on the west edge of the Nebraska State Fairgrounds. Due to road construction around the Devaney Center, please check Nebraska's official athletic Web site, Huskers.com, for the most up-to-date traffic information or call the Media Relations Office at (402) 472-2263 for additional directions.

To reach the Devaney Center from the Lincoln Municipal Airport, turn right on Northwest 12th Street as you drive out of the airport. Northwest 12th Street becomes Cornhusker

NEBRASKA TRAVEL PLANS

TCU (Nov. 19)

- Depart: Nov. 18, commercial airline for Dallas, Texas
- Hotel: Courtyard Fort Worth University Drive, 3150 Riverfront Drive, Fort Worth, TX, 76107, (817) 335-1300
- Return: Nov. 20, via commercial airline

Arizona State (Dec. 7)

- Depart: Dec. 6, commercial airline for Phoenix, Ariz.
- Hotel: Marriott Scottsdale Suites Old Town, 7325 East 3rd Ave., Scottsdale, AZ 85251, (480) 945-1550
- Return: Dec. 7, via commercial airline

Oregon State (Dec. 13)

- Depart: Dec. 12 charter airplane for Corvallis, Ore.
- Hotel: Hilton Garden Inn, 2500 SW Western Blvd., Corvallis, OR 97333, (541) 286-9833
- Return: Dec. 13, via charter airplane

Iowa State (Jan. 14)

- Depart: Jan. 13 via charter bus for Ames, Iowa
- Hotel: Gateway Hotel & Conference Center, 2100 Green Hills Drive, Ames, IA 50014, (515) 292-8600
- Return: Jan. 14, via charter bus immediately after game

Oklahoma (Jan. 21)

- Depart: Jan. 20, via charter jet for Oklahoma City, Okla.
- Hotel: NCED, 2801 State Highway 9 East, Norman, OK 73071-1104, (405) 366-4752
- Return: Jan. 21, via charter jet immediately after game

Texas Tech (Jan. 31)

- Depart: Jan. 30, via charter jet for Lubbock, Texas
- Hotel: Courtyard Lubbock, 4011 South Loop 289, Lubbock, TX 79423, (806) 795-1633
- Return: Jan. 31, via charter jet immediately after game

Colorado (Feb. 4)

- Depart: Feb. 3, via charter jet for Boulder, Colo.
- Hotel: Marriott Boulder, 2660 Canyon Boulevard, Boulder, CO 80302, (303) 440-8877
- Return: Feb. 4, via charter jet immediately after game

Missouri (Feb. 14)

- Depart: Feb. 13, via charter jet for Columbia, Mo.
- Hotel: Courtyard by Marriott Columbia, 3301 LeMone Industrial Blvd., Columbia, MO 65201, (573) 443-8000
- Return: Feb. 14, via charter jet immediately after game

Kansas (Feb. 21)

- Depart: Feb. 20, via charter bus to Lawrence, Kan.
- Hotel: SpringHill Suites, 1 Riverfront Plaza #300, Lawrence, KS 66044, (785) 841-2700
- Return: Feb. 21, via charter bus immediately after game

Kansas State (Feb. 28)

- Depart: Feb. 27, via charter bus for Manhattan, Kan.
- Hotel: Holiday Inn, 1641 Anderson Ave., Manhattan, KS 66502, (785) 539-7531
- Return: Feb. 28, via charter bus immediately after game

Baylor (March 7)

- Depart: March 6, via charter jet for Waco, Texas
- Hotel: Courtyard by Marriott, 101 Washington Avenue, Waco, Texas 76701, (254) 752-8686
- Return: March 7, via charter jet immediately after game

Big 12 Championship

- Depart: March 9, via charter jet for Oklahoma City, Okla.
- Hotel: TBD
- Return: TBD, via charter jet immediately after tournament

Highway, which intersects with 10th Street. Turn south (right) on 10th Street off Cornhusker Highway. Travel to Military Avenue, turn left and go two blocks east to Antelope Valley Parkway. Cross through the intersection. The Devaney Center will be on the right (south) side of the road.

From Omaha's Eppley Airfield, follow the signs to downtown Omaha and I-480. Take I-480 west to I-80, then take I-80 west approximately 60 miles to I-180. Exit South on I-180, then exit east to Cornhusker Highway and follow the instructions above.

MEDIA RELATIONS OFFICE

The University of Nebraska Media Relations Office is located on the third floor of the Osborne Athletic Complex, which is at the north end of Memorial Stadium. The building address is One Memorial Drive, Lincoln, NE 68588, and is located approximately one mile away from the Devaney Center.

POSTGAME SERVICES

Following games, a PDF version of the full box score and game notes will be sent to state, regional and national media via e-mail. All statistics, game notes, game stories and other materials promoting the Nebraska Cornhuskers will also be available on Huskers.com during the week and following games. Game stats and season statistic recaps can be sent to additional media outlets as requested. Please give an e-mail list to a Media Relations representative before the game.

NEBRASKA MEDIA RELATIONS STAFF



Keith Mann
Media Relations Director



Jerry Trickle
Assistant Media
Relations Director/
Men's Basketball



Jeff Griesch
Media Relations
Director of Operations



Shamus McKnight
Assistant Media
Relations Director



Matt Smith
Assistant Media
Relations Director



Vicki Cartwright
Administrative
Assistant



Scott Bruhn
Athletic Department
Photographer

THE BANK OF THE WEST COACH SADLER BASKETBALL SHOW



Get the inside information from each Husker game on the Coach Sadler Basketball Show. Join Nebraska Head Coach Doc Sadler and host Greg Sharpe each week for player interviews and an in-depth analysis of the game. Check local listings on Cox Cable, Time Warner Cable and Charter for other viewing days and times.

CHANNEL	STATION	DAY	TIME
6	WOWT-Omaha	Sunday	11:05 p.m.
	620-WOWT-DT-OMAHA	Sunday	7:30 p.m.
10, 11	KOLN/KGIN LINCOLN	Sunday	10:35 p.m.
13	TIME WARNER	Thursday	9:00 p.m.
101	TIME WARNER	ON DEMAND	
*	GREAT PLAINS CABLE	Wednesday	6:30 p.m.
		Thursday	11:00 p.m.
		Saturday	9:30 p.m.
2, 11	KNOP NORTH PLATTE	Sunday	11:00 p.m.
3	SPENCER MUNICIPAL	Tuesday	10:30 p.m.
		Wednesday	Noon
44.2	KPTH/FOX 44 (SIOUX CITY)	Sunday	9:00 p.m.
10, 20	CHARTER MEDIA CABLE	Tuesday-Sunday	6:00 p.m.
*	LAKES TV (NW IOWA)	Friday	9:00 p.m.
*	FOX SPORTS MIDWEST	Tuesday	1 p.m.
			(or following Pelini show)

* - Check local listings



Radio and Television

HUSKER SPORTS NETWORK

The IMG Husker Sports Network will continue the strong tradition of broadcasting excellence in 2008-09 as it brings Husker basketball to fans across the nation. All basketball games this season will be broadcast by the Husker Sports Network, which includes 29 of the 35 statewide radio markets, as well as Yankton, S.D. and Sioux City, Iowa.

In the state of Nebraska, KFAB (1110 AM) serves as the Omaha affiliate and KLIN (1400 AM) serves as the Lincoln affiliate, while KRVN (880 AM) is a third affiliate that reaches around the state. The national coverage area is broad and all games will also be heard live on Huskers.com in 2008-09. Many games will also be carried live on Sirius Satellite Radio around the country this season.

The Husker Sports Network, in its 14th year of producing and marketing the live broadcasts of University of Nebraska Athletics, extended and expanded its agreement with the University on June 13, 2008. Under the agreement, IMG College's Husker Sports Network will manage and market all rights associated with radio programming, coaches' TV and radio shows, program sales, sponsorship inventory and publication printing rights.

IMG College, which purchased Host Communications and the Husker Sports Network on Nov. 16, 2007, is the leader in developing integrated licensing, marketing and multi-media opportunities for the nation's top collegiate brands across local, regional and national platforms. In addition to Nebraska, IMG College represents athletic organizations from across the country including such universities as Arizona, Florida, Kansas, Kentucky, Michigan, Oklahoma State, Oregon, Tennessee and Texas. IMG College partners include the NCAA and its 88 championships, NCAA football, leading conferences, some of the most prestigious universities and licensing for nearly 200 institutions. IMG College is a division of IMG, the world's premier sports, entertainment and media company. IMG employs more than 3,000 people in 30 countries. For more information, visit www.imgworld.com.

Kent Pavelka returns behind the microphone to handle his 21st overall season calling Husker hoops. Pavelka previously called Nebraska basketball for two long stints between 1974 and 1996 before returning to the play-by-play chair before the 2006-07 season. A six-time winner of the Nebraska SportsCaster-of-the-Year Award, Pavelka also handled color analyst duties on NU football broadcasts from 1974 to 1983, and was the play-by-play announcer from 1983 to 1996. Pavelka will be honored in January 2009 as he receives the Bud Cuca Special Merit Award given by the Nebraska Basketball Hall of Fame for his contributions to the NU men's basketball program.

Alongside Pavelka for his sixth season as color analyst will be Matt Davison. A letterman for the Husker basketball team in 2000 and four-year letterman for NU on the gridiron, Davison also handles duties on the Nebraska football radio broadcasts and has served as color analyst on NU television games.

The Husker Sports Network will also carry a weekly radio show with Coach Doc Sadler and host Lane Grindle, which can be heard statewide on the network on Monday nights at 7 p.m. during the season. All Nebraska games and coaches shows can also be heard for free on the Internet at Huskers.com.

HUSKER SPORTS NETWORK AFFILIATES (MBB)

Ainsworth	KBRB-AM	1400	Kearney	KGFW-AM	1340
Alliance	KCOW-AM	1400	Lexington	KRVN-AM	880
Aurora	KRGY-FM	97.3	Lincoln	KLIN-AM	1400
Beatrice	KWBE-AM	1450	McCook	KSWN-FM	93.9
Broken Bow	KBBN-FM	95.3	Norfolk	KNEN-FM	94.7
Chadron	KCSR-AM	610	North Platte	KODY-AM	1240
Columbus	KJSK-AM*	900	Ogallala	KOGA-AM	930
Falls City	KTNC-AM	1230	Omaha	KFAB-AM	1110
	KLZA-FM	101.3	Scottsbluff	KNEB-AM*	960
Fremont	KHUB-AM	1340	Sidney	KSID-AM	1340
	KFMT-FM	105.5	Superior	KRFS-FM	103.9
Grand Island	KRGI-AM	1430	Valentine	KVSH-AM	940
Hastings	KLIQ-FM	94.5	Wayne	KTCH-AM	1590
	KHAS-AM	1230	West Point	KTIC-AM	840
	KICS-AM	1550			
Holdrege	KUVR-AM	1380			
	KMTY-FM	97.7			

*will air only Big 12 Conference games

HUSKERS CARRY ANOTHER STRONG TV SCHEDULE

Nebraska will have at least 24 games televised regionally or nationally in 2008-09, and will have all of its Big 12 Conference road games televised for the second straight season. The breakdown of one of the largest TV packages in school history consists of one game on ESPN, three games on ESPN2, two games on ESPNU, one game on FSN, eight games on Fox Sports Midwest and at least seven games on the newly rebranded Big 12 Network.

For the fourth straight season, the Huskers will have eight games shown within the state on NU's third-tier telecast partner, Fox Sports Midwest. Like last season, all games televised on the Husker package on Fox Sports Midwest will also be made available to air nationally on the ESPN FullCourt package or ESPN360.com.

Veteran broadcaster Greg Sharpe returns for his fifth season calling the action for Husker telecasts. Sharpe is in his first year as the full-time voice of Husker football and baseball after serving on an interim basis in 2007-08. A two-time Kansas SportsCaster of the Year, he previously served as the voice of the Kansas State Wildcats from 1996 to 2002.

New to the broadcast team this year, former Husker Eric Piatkowski will hit the sideline as Nebraska's color analyst. One of the longest-tenured players in the NBA last year, Piatkowski retired from professional basketball in the summer of 2008 and was quick to sign on with his alma mater for this year's FSN package.

Fox Sports Midwest, a regional sports television network, reaches more than 4.3 million cable and satellite television homes in six states. It carries more than 2,000 hours of local programming each year, including professional basketball (Indiana Pacers), baseball (St. Louis Cardinals, Kansas City Royals) and hockey (St. Louis Blues), along with Big 12 football, Big 12 women's basketball and several other collegiate athletic contests. Nationally, FSN's 20 regional sports channels reach more than 82 million homes in the United States.



Greg Sharpe
Play by Play



Kent Pavelka
Play by Play



Matt Davison
Color Analyst



NEBRASKA ON TELEVISION IN 2008-09

Wednesday, Nov. 19	at TCU (CBS College Sports)	7 p.m.
Tuesday, Nov. 25	Saint Louis (FSMW)	7 p.m.
Saturday, Nov. 29	Creighton (FSMW)	7 p.m.
Wednesday, Dec. 3	Alabama State (FSMW)	7 p.m.
Sunday, Dec. 7	Arizona State (FSN)	1 p.m.
Saturday, Dec. 13	at Oregon State (FSMW)	7 p.m.
Tuesday, Dec. 23	UMBC (FSMW)	7 p.m.
Saturday, Jan. 10	Missouri (ESPN2)	1 p.m.
Wednesday, Jan. 14	at Iowa State (FSMW)	7 p.m.
Saturday, Jan. 17	Kansas State (Big 12 Network)	5 p.m.
Wednesday, Jan. 21	at Oklahoma (ESPNU)	8 p.m.
Saturday, Jan. 24	Oklahoma State (Big 12 Network)	3 p.m.
Wednesday, Jan. 28	Kansas (ESPN2)	6:30 p.m.
Saturday, Jan. 31	at Texas Tech (Big 12 Network)	7 p.m.
Wednesday, Feb. 4	at Colorado (FSMW)	9:30 p.m.
Saturday, Feb. 7	Texas (ESPN)	1 p.m.
Saturday, Feb. 14	at Missouri (Big 12 Network)	12:30 p.m.
Wednesday, Feb. 18	Colorado (ESPNU)	8 p.m.
Saturday, Feb. 21	at Kansas (Big 12 Network)	3 p.m.
Tuesday, Feb. 24	Texas A&M (ESPN2)	8:30 p.m.
Saturday, Feb. 28	at Kansas State (Big 12 Network)	7 p.m.
Wednesday, March 4	Iowa State (FSMW)	6:30 p.m.
Saturday, March 7	at Baylor (Big 12 Network)	3 p.m.
Wednesday-Saturday, March 11-14	at Big 12 Championship	TBA

Games at the Big 12 Championship will be carried either on Big 12 Network or ESPN2.

All times are Central and subject to change.

FS Midwest (FSMW) is shown over the air only in the state of Nebraska, per Big 12 Conference regulations. All FSMW games will also be available on either ESPN FullCourt or ESPN360.com. Check Huskers.com around Jan. 1 for a list of Big 12 Network affiliates.

Compliance Guidelines

The University of Nebraska Athletic Department takes great pride in abiding by the National Collegiate Athletic Association (NCAA) and the Big 12 Conference rules and guidelines that govern Division I competition. For the benefit of the many alumni, fans and booster club members who are so active in supporting and assisting the Huskers throughout the year, we would like to remind everyone of a few definitions and rules that apply to all athletic representatives and boosters.

NCAA PRINCIPLES

Institutional Control

It is the responsibility of the University of Nebraska to control its intercollegiate athletic program in compliance with the rules and regulations of the NCAA.

Responsibility

The University of Nebraska's responsibility for the conduct of its program includes responsibility for the actions of its staff members and for the actions of any other individual, booster or organization engaged in activities promoting the athletic interests of the institution.

Compliance

The University of Nebraska must monitor its program to assure compliance and to identify and report to the NCAA instances in which compliance has not been achieved. An institution found to have violated NCAA rules is subject to disciplinary and corrective actions as determined by the NCAA.

QUESTION AND ANSWERS FOR FANS, BOOSTERS, ALUMNI AND REPRESENTATIVES OF ATHLETIC INTERESTS

DEFINITIONS

Q: What is a booster?

A: You are a booster if you belong to a University of Nebraska athletic booster club; have promoted or made financial donations to the athletic department or to a specific Husker team; assists in the recruitment of prospective student-athletes; and/or employ, give benefits to or provide services for a student-athlete, a prospective student-athlete or the relative/friends of either. Once an individual is identified as an athletic representative, that person retains that identity indefinitely.

Q: What is a Prospective Student-Athlete?

A: A prospective student-athlete is a student who has started classes for the ninth grade or above, including students in prep schools and junior colleges as well as students who have officially withdrawn from a four-year institution and plan to transfer to another institution. In addition, a student who has not started classes for the ninth grade becomes a prospective student-athlete if the institution or a Nebraska booster provides the individual or the individual's relatives or friends with any financial assistance or benefits that the institution does not provide to prospective students in general. A good rule of thumb is to treat ALL STUDENTS as prospects.

Q: What is a Student-Athlete?

A: A student-athlete is a student whose enrollment was solicited by a member of the Nebraska athletic staff or other representative of athletic interests with a view toward the student's ultimate participation in the intercollegiate athletic program.

Q: What is a contact?

A: Contact is ANY face-to-face encounter between a prospect, or the prospect's parent or legal guardian, and a Nebraska staff member or athletic representative during which any dialogue occurs.

Q: What is recruiting?

A: Recruiting is any solicitation of a prospect or a prospect's family member (or guardian) by an institutional staff member or by an athletic representative of the institution, for the purpose of securing the prospect's enrollment and ultimate participation in Nebraska's intercollegiate athletic program.

GUIDELINES

Q: What constitutes impermissible contact by a booster?

A: Phone calls to prospects (9-12th grade) and their relatives placed for recruiting purposes (questions about the athletic program at UNL must be directed to the coach); writing, paging, text messages or instant messages to a prospect to encourage UNL attendance; contact with a prospect at a high school or club contest; contact with a prospect or his/her coach, principal, or counselor to evaluate the prospect; visiting the prospect's educational institution to pick up videotape or transcripts for evaluation purposes; contacting a prospect to congratulate him/her for signing a National Letter of Intent to attend UNL; giving anything of value to a prospect to induce him/her to attend UNL; contact of any kind while the prospect is on the UNL campus for an official or unofficial visit.

Q: Can I give anything to a prospective student-athlete?

A: A booster cannot expend funds to entertain or provide transportation for a prospective student-athlete, the prospect's family members or friends; and/or become directly or indirectly involved in making arrangements for a prospect, or the prospect's relative or friends to receive money or financial aid of any kind.

Q: As a Husker booster, how can I stay involved?

A: There are several ways a booster may stay involved. You may discuss summer employment opportunities with a prospect after he/she has signed a National Letter of Intent with the University of Nebraska; attend high school athletic events WITHOUT contacting prospective student-athletes; continue existing friendships with families and friends of prospective student-athletes; and/or send recommendation letters, newspaper clippings or similar information about prospective student-athletes to Husker coaches.

Q: What are non-permissible extra benefits?

A: An extra benefit is any special arrangement by a Nebraska employee or an athletic representative to provide a student-athlete or the student-athlete's relative or friend a benefit not expressly authorized by NCAA legislation. Only benefits that are authorized by NCAA legislation can be provided to and accepted by a student-athlete. It is not permissible for a student-athlete to receive a benefit that is the result of a "special" arrangement by an institutional employee, booster, employer or fan.

Non-permissible benefits include, but are not limited to:

- Free or reduced-fee housing/rent, including use of vacation/seasonal homes;
- Free or reduced-fee meals;
- Loans or cash advances in pay or salary;
- Tuition costs or school supply expenses;
- Gifts or presents of any type regardless of the occasion or purpose;
- Use of telephone or telephone cards for long distance and use of cell phones;
- Free use of any motor vehicle, boat or recreational vehicle;
- Free use of services i.e., automobile repair, hair care, laundry, copying, faxing, etc.;
- Free or reduced-fee memberships at golf courses, health clubs, etc.

Q: As a booster, how may I help student-athletes?

A: Boosters can help current student-athletes in several ways. Feel free to invite a student-athlete to participate in non-profit, charitable or educational events; invite a student-athlete into your home for an occasional meal; and make sure to pay a student-athlete the commensurate rate for actual and legitimate employment. If you choose to assist in any of the ways described above, you must contact the compliance office to receive PRIOR approval.

For further information regarding NCAA Guidelines for Athletic Representatives, please contact the athletic compliance office at (402) 472-2042 or 1-(800) 927-7220. Inquiries may also be mailed to: Athletic Compliance Office, One Memorial Stadium, P.O. Box 880219, Lincoln, NE, 68588-0219. Questions can also be faxed to (402) 472-4609 or e-mailed to compliance@huskers.com.

Legend of the Cornhuskers

Before 1900, Nebraska football teams were known by such names as the Old Gold Knights, Antelopes, Rattlesnake Boys and the Bugeaters. In its first two seasons (1890-91), Nebraska competed as the Old Gold Knights, but beginning in 1892, Nebraska adopted Scarlet and Cream as its colors and accepted the Bugeaters as its most popular nickname until the turn of the century. Named after the insect-devouring bull bats that hovered over the plains, the Bugeaters also found their prey in the Midwest, enjoying winning campaigns in every year of the 1890s until a disappointing season in 1899.

After its first losing season in a decade, it must have seemed only fitting that Nebraska move in a new direction, and Lincoln sportswriter Charles S. (Cy) Sherman, who was to gain national renown as the sports editor of the Lincoln Star and helped to originate the Associated Press poll, provided the nickname that has gained fame for more than a century. Sherman tired of referring to the Nebraska teams with such an unglamorous term as Bugeaters. Iowa had, from time to time, been called the Cornhuskers, and the name appealed to Sherman. Iowa partisans seemed to prefer Hawkeyes, so Sherman started referring to the Nebraska team as Cornhuskers, and the 1900 team was first to bear that label.

Of course, the name caught on and became a Nebraska byword, eventually becoming the official nickname for the state.

There is no official symbol of a Cornhusker, and various cartoonists have caricatured the mystical something that typifies Nebraska football—some winning fan approval and others arousing fan ire.

The cartoon character, “Herbie Husker,” evolved out of Nebraska’s trip to the 1974 Cotton Bowl in Dallas. Artist Dirk West of Lubbock, Texas, designed a Cornhusker cartoon for the Cotton Bowl press headquarters that caught the eye of former Husker SID Don Bryant. Later, Bryant contacted West for permission to use the cartoon, and West expressed a desire to refine his original cartoon and improve some of the character’s features. As a result, West was commissioned to draw an original Cornhusker cartoon character that served as a mascot for all Husker athletic teams.

Herbie is the registered logo of the Cornhusker Athletic Department, which controls its use. West’s concept of Nebraska football is appropriate—a burly, rugged and confident fellow who is proud of both the athletic and the agricultural traditions of the University of Nebraska.

In 2003, Herbie enjoyed a resurgence in the spotlight as he underwent a makeover, helping him better portray Nebraska’s image of strength and power. A new and improved Herbie was unveiled Aug. 30, 2003.

Along with Herbie, the athletic department unveiled Lil’ Red, the Cornhuskers’ contemporary mascot, in 1994. Lil’ Red has been commonly seen on the sideline of all Nebraska athletic teams in recent years and remains NU’s official mascot along with Herbie.

Also in recent years, the University has used the Cornhuskers’ football helmet superimposed on a script “Huskies” for a football logo, a registered trademark of the Athletic Department.

The newest addition to the athletic department’s logo sheet is the Husker Nation mark. This stylized Husker design is currently only licensed for use by adidas, the team’s official on-field apparel supplier. Adidas offers a full line of Husker Nation apparel that is available at retailers across the country. The scarlet and cream logo celebrates the passionate support given by Husker fans since the school’s first year in 1869.

Nebraska continues to make improvements and changes at the start of the new century, but it also takes great pride in its history. Quite fittingly, “Bugeaters” has also been registered for exclusive use by the University of Nebraska.

UNIVERSITY OF NEBRASKA LICENSING

In 1981, the University of Nebraska began a licensing program to protect the use of its name and symbols and ensure that NU logos are properly identified and associated on products bearing the institution’s marks. The licensing department has helped Nebraska become one of the nation’s largest revenue-producing universities, and Husker products are licensed around the world. The licensing department, considered one of the most innovative in the United States, is committed to building cooperative relationships with licensees and developing markets for “Officially licensed products of the University of Nebraska.”

Nebraska has joined a consortium of universities across the country to bring consistency in the marketplace for officially licensed collegiate products, protect the names and logos of universities and generate revenue to support scholarship programs and projects of those universities.

For more information on the Nebraska licensing program, contact Michael Stephens, Director of Licensing, Nebraska Athletic Department, One Memorial Stadium, PO Box 880154, Lincoln, NE 68588-0254 or (402) 472-9446.

HUSKERS AUTHENTIC


In 1997, the University of Nebraska athletic department added another dimension to its marketing strategy by expanding into retail sales with the creation of Huskers Authentic. The operation, which quickly became the No. 1 collegiate concept store in America, was put under new management in 2003.

CMS (Collegiate Marketing Services) was awarded the five-year contract that began in July of 2003, and supervises and manages the on-campus Huskers Authentic store, along with Internet, catalog and stadium sales. Authentic Husker products can be purchased at Huskers Authentic, located across the street from Memorial Stadium, by calling 1-800-965-8674 or on-line at Huskers.com.

LOOK FOR THE LABEL

How do you tell if merchandise seen in stores or on the street is authorized by the University of Nebraska? Just look for the “Officially Licensed Collegiate Products” label. If the label is not there, the merchandise is not licensed through the University of Nebraska. For further licensing information, please contact:

The Collegiate Licensing Company
320 Interstate North Suite 102
Atlanta, GA 30339
(404) 956-0520



Herbie Husker, one of NU’s two official mascots, originally debuted during NU’s trip to the 1974 Cotton Bowl. In 2003, Herbie underwent a makeover to better represent the true spirit of Nebraska athletics.

The Big 12 Conference

THE BIG 12 CONFERENCE – OUTSTANDING SUCCESS

The Big 12 Conference has established a consistent level of national success on the field and in the classroom as it enters its 13th season in 2008-09. Since it began play in 1996-97, the conference boasts 31 team crowns and more than 385 individual NCAA Championships.

The success continued during the 2007-08 season as Kansas captured the Big 12's first national title in men's basketball, while the league added 31 individual crowns. Over the past four seasons a total of 12 NCAA trophies have been hoisted by Big 12 institutions, with at least one national crown won in all but one year for the conference, including each of the past 11 seasons.

The Big 12 leads all conferences with five appearances in Bowl Championship Series title games. League squads have played for the football national championship five times in the last nine years with berths in 14 BCS games overall, including two in 2007. The Big 12 led all conferences with four teams ranked in the top 10 in the final national polls a season ago. In addition, an all-time high eight league players earned consensus All-America recognition in 2007, more than any other conference.

In basketball, nine men's and women's teams have advanced to their respective Final Fours in the past seven seasons as the Big 12 continues its place among the elite intercollegiate athletic conferences. The six men's Final Four participants since 2002 is more than any conference. Numerous national honors have been won by basketball student-athletes during the league's history, with Michael Beasley (Kansas State), D.J. Augustin (Texas) and Courtney Paris (Oklahoma) the most recent to garner accolades as consensus All-Americans in 2007-08.

The Big 12 and its member institutions are committed to a competitive environment where sportsmanship and fair play take center stage. Whether on the field, in the classroom or within the community the student-athletes, administrators, coaches and game officials of the Big 12 support the highest ideals in sportsmanship.

Big 12 student-athletes also do well in garnering national academic recognition. Sarah Pavan (Nebraska) was named Academic All-American of the Year in volleyball the past two seasons by ESPN The Magazine and College Sports Information Directors of America with a 4.0 grade-point average in biochemistry. She also won the national academic honor presented for all sports in 2006-07 and was named recipient of the prestigious 2006-07 Honda-Broderick Award as Collegiate Woman Athlete of the Year. She is the first athlete since the Big 12 was formed to earn the accolade.

The Big 12 can boast of other stories that combine on- and off-the-field success. Patience Knight (Texas Tech) was the recipient of the Honda Inspiration Award in 2008, given to an outstanding female college athlete who overcomes adversity to excel in her sport. She was diagnosed with a cancerous tumor in 2007, but rebounded to win All-America honors at the 2008 NCAA Indoor Track and Field Championships.

Competitive excellence, scholarship and sportsmanship are all equal components of the Big 12 philosophy. All-Big 12 teams and academic All-Big 12 squads are recognized for each sport at the end of their respective seasons. At the end of each academic year, the Conference honors its top male and female student-athletes with the Big 12 Athlete of the Year and Big 12 Sportsperson of the Year awards. Institutions can also nominate student-athletes for the prestigious Dr. Prentice Gautt Postgraduate Scholarships at the end of each academic year. A total of 201 scholars have received over \$1.2 million in postgraduate financial aid through the first 12 years of the program.

The Big 12 sponsors 21 sports including men's squads for baseball, basketball, cross country, football, golf, indoor track and field, outdoor track and field, swimming and diving, tennis and wrestling. Women's teams are fielded in basketball, cross country, golf, gymnastics, indoor track and field, outdoor track and field, soccer, softball, swimming, tennis and volleyball.

The conference is made up of 12 institutions that have shared many traditional rivalries throughout their histories. Member schools include Baylor, Colorado, Iowa State, Kansas, Kansas State, Missouri, Nebraska, Oklahoma, Oklahoma State, Texas, Texas A&M and Texas Tech. The institutions created a league that encompasses seven states, over 45 million people and television households in 18 of the top 100 markets within its geographic footprint.

The conference conducts championships for 20 of its 21 sports, and administers to over 4,600 student-athletes. Each championship helps to determine teams and/or individuals that will represent the conference in national postseason competition.



Dan Beebe
Commissioner



John Underwood
Associate Commissioner



Rob Carolla
Dir. of Communications

BIG 12 CONFERENCE

400 East John Carpenter Freeway
Irving, Texas 75062
(469) 524-1000
www.big12sports.com




STAFF DIRECTORY

Commissioner	Dan Beebe
Deputy Commissioner	Tim Weiser
Senior Associate Commissioner	Tim Allen
Senior Associate Commissioner	Dru Hancock
Associate Commissioner - Men's Basketball & Game Management	John Underwood
Chief Financial Officer	Steve Pace
Assistant Commissioner - Communications	Bob Burda
Assistant Commissioner - Events & Human Resources	Brad Clements
Assistant Commissioner - Governance & Compliance	Lori Ebihara
Assistant Commissioner - Championships	Dayna Scherf
Assistant Commissioner - Football & Student Services	Edward T. Stewart
Director of Compliance	Keri Boyce
Director of Communications	Rob Carolla
Director of Football Championship	Donnie Duncan
Director of Marketing	Maark Keith
Coordinator of Football Officials	Walt Anderson
Associate Director of Communications	Joni James Lehmann
Assistant Director of Communications	Carmen Branch
Assistant Director of Video Services	Sean Hollister
Internet Services Coordinator	Kiron Andersen
Championships Manager	Blair Beneke
Business and Ticket Manager	Tim Frick
Executive Assistant to the Commissioner/Manager of Executive Affairs	Melanie Ellis
Administrative Assistant	Regina Everett
Administrative Assistant	Tracy Hunt
Administrative Assistant	Valerie Rocha
Administrative Assistant	Brad Simmons
Receptionist/Administrative Assistant	Michelle Peterson
Will Hancock Communications Assistant	Felicia Michael
Will Hancock Communications Assistant	Bonnie Ryan
Internet Services Assistant	Melanie Weiser

BIG 12 CONFERENCE VENUES

Year	Football	M/W Basketball	Baseball
1996-97	St. Louis	Kansas City	Oklahoma City
1997-98	San Antonio	Kansas City	Oklahoma City
1998-99	St. Louis	Kansas City	Oklahoma City
1999-00	San Antonio	Kansas City	Oklahoma City
2000-01	Kansas City	Kansas City	Oklahoma City
2001-02	Dallas (Irving)	Kansas City	Arlington, Texas
2002-03	Houston	Dallas	Oklahoma City
2003-04	Kansas City	Dallas	Arlington, Texas
2004-05	Kansas City	Kansas City	Oklahoma City
2005-06	Houston	Dallas	Oklahoma City
2006-07	Kansas City	Oklahoma City	Oklahoma City
2007-08	San Antonio	Kansas City	Oklahoma City
2008-09	Kansas City	Oklahoma City	Oklahoma City
2009-10	Arlington, Texas	Kansas City	Oklahoma City
2010-11	Arlington, Texas	Kansas City	Oklahoma City



← Sitting at home

ATM

Sitting in the stands →



Wherever you are, wherever you're going, First National Bank has the people and products to help you get there. Like over 300 convenient ATMs in the region for those important times when you need cash. Start your journey today.

 **First National Bank**
The Bank of Husker Nation.



N HUSKERS.COM