



ANDREW DREVO

NATE JOHNSON

03-04 **NEBRASKA**
03 **BASKETBALL**



JAKE
MUHLEISEN

JOHN
TUREK

COREY
SIMMS

03-04 **NEBRASKA**
03-04 **BASKETBALL**

2003-04 Nebraska Basketball



Introduction..... 1-12
 Athletic Directory, Quick Facts, Travel Plans 2
 2003-04 Team Information 3
 Media Policies 4-5
 Media Outlets 6
 HuskersNside.com 7
 Basketball Camps/Rebounders Club 8
 Compliance Guidelines for Boosters 9
 Big 12 Conference 10-11
 Cornhusker Legend 12

Outlook 13-20
 2003-04 Schedule 14
 2003-04 Roster 15
 Season Preview 16-19
 Barry Collier Show 20

Players..... 21-44
 Adam Bohac 22-23
 Brian Conklin 24-25
 Andrew Drevo 26-27
 Nate Johnson 28-29
 Jake Muhleisen 30-31
 Corey Simms 32-33
 John Turek 34-35
 Jason Dourisseau 36
 Bronsen Schliep 37
 Tony Wilbrand 38
 Wesley Wilkinson 39
 Bob Kempf/Marcus Neal Jr. 40
 James Reynolds/Charles Richardson Jr. 41
 Shuan Stegall 42
 Nebraska Player Stats vs. Big 12 43-44

Coaches 45-56
 Barry Collier 46-49
 Conversation with Barry Collier 50
 Reggie Rankin 51
 Doug Novsek 52
 Scott Spinelli 53
 Basketball Support Staff 54-56

Staff 57-64
 University Administration 58
 Regents 59
 Athletic Director Steve Pederson 60-61
 Administration and Staff 62-64

Opponents 65-87
 Fairleigh Dickinson Knights 66
 Eastern Michigan Eagles 67
 Arizona State Sun Devils 68
 South Florida Bulls 69
 Delaware State Blue Hornets 70
 Creighton Bluejays 71
 Tennessee Volunteers 72
 Bethune-Cookman Wildcats 73
 Lipscomb Bisons 74
 Minnesota Golden Gophers 75
 St. Francis (Pa.) Red Flash 76
 Iowa State Cyclones 77
 Colorado Buffaloes 78
 Texas Longhorns 79
 Baylor Bears 80
 Missouri Tigers 81
 Oklahoma Sooners 82
 Kansas State Wildcats 83
 Texas A&M Aggies 84
 Kansas Jayhawks 85
 Oklahoma State Cowboys 86
 Texas Tech Red Raiders 87

Series 88-106
 Big 12 Composite Schedule 88-89
 Postseason Tournament Dates 90
 Series Records vs. Big 12 Opponents 91-98
 Series vs. Non-Conference Opponents 99-104
 Nebraska vs. All Opponents 105-106
 Nebraska vs. the Conferences 106

Review 107-128
 2002-03 Season Review 108-110
 Departed Senior/Jack Moore Award 111
 Statistics and Results 112-115
 Big 12 Statistics 116-119
 Box Scores 120-128

Records 129-174
 Top 60 Career Scorers 130
 Individual Records 131-134
 Team Records 135-137
 Single-Season Top 10 Lists (overall) 138-139
 Single-Season Top 10 Lists (by class) 140-143
 Career Top 10 Lists 144-145
 Team Season Bests 146-147

Husker Defensive Records 148-149
 Year-by-Year Statistical Leaders 150-153
 Year-by-Year Team Statistics 154-155
 Devaney Center Records 156-159
 Big 12 Tournament Results and Records 160-161
 Postseason Records and Results 162-163
 Postseason Records and Box Scores 164-174

History 175-216
 The History of Nebraska Basketball 176-179
 1,000-Point Club 180-183
 30-Point Club 184
 Husker Coaching Ledger 185
 Nebraska Basketball Hall of Fame 186
 Nebraska Honor Roll 187
 Nebraska Basketball – A to Z 188-189
 Nebraska Lettermen 190-191
 Year-by-Year Summary 192-193
 All-Time Results 194-214
 Television Log 215
 The Last Time 216

This Is Nebraska 217-248
 NU Basketball Through the Decades 218-219
 Husker Gameday 220-221
 Huskers in the Pros 222-223
 Coaching Experience 224
 National Attention 225
 Husker Community Outreach 226-227
 Bob Devaney Sports Center 228-229
 Nebraska Facilities 230-231
 Husker Power 232-233
 Husker Nutrition 234
 Husker Athletic Medicine 235
 Academic Success/Support 236-239
 University of Nebraska 240-241
 Lincoln – All-America City 242
 Nebraska – The Good Life 243
 Husker Athletics – National Powers 244-245
 Big 12 Domination 246-247
 TV/Radio Roster 248

NEBRASKA

TRADITION | TEAMWORK | INTEGRITY

General Information

INTRODUCTION

OUTLOOK

PLAYERS

COACHES

STAFF

OPPONENTS

REVIEW

RECORDS

HISTORY

2

University Administration (402) 472-7211

Chancellor: Harvey S. Perlman, J.D. 472-2116
 Institutional Representative: Josephine Potuto, J.D. 472-1252

Athletic Administration (402) 472-3011

Athletic Director: Steve Pederson 472-3011
 Executive Associate A.D.: Marc Boehm 472-3011
 Senior Associate A.D.: Joe Selig 472-3311
 Senior Associate A.D.: Bob Burton 472-5663
 Associate A.D./Sr. Woman Administrator: Dr. Barbara Hibner 472-6460
 Associate A.D./Chief Financial Officer: Nancy Kenny 472-2035
 Director of Athletic Administration: Pat Logsdon 472-3011

Men's Basketball (402) 472-2265

Head Coach: Barry Collier
 Assistant Coach: Reggie Rankin
 Assistant Coach: Doug Novsek
 Assistant Coach: Scott Spinelli
 Director of Basketball Operations: Tim Waller
 Men's Basketball Video Coordinator: Steve Hinerman
 Men's Basketball Athletic Trainer: Jose Fonseca
 Secretary: Ellen Shutts

Athletic Performance Team (402) 472-3333

Associate A.D. for Performance and Facility Development: Boyd Epley
 Director of Athletic Performance: Mike Arthur
 Assistant Director for Athletic Performance and Facilities: Randy Gobel
 Head Football Strength Coach: Bryan Bailey
 BCSC Strength Coach/Men's Basketball: Rodger DeGarmo
 West Stadium Strength Coach: Courtney Carter
 Assistant Strength Coach/Football: Chad Wade
 Assistant Strength Coach/Track and Field: Clint Dominick
 Assistant Strength Coach/Wrestling: Mike Greenfield

Athletic Medicine (402) 472-2276

Director of Athletic Medicine: Dr. Lonnie Albers
 Head Trainer/Associate Director of Athletic Medicine: Jerry Weber
 Head Football Trainer/Associate Head Trainer: Doak Ostergard
 Assistant Trainers: Brad Brown, Derek Clark, Tom Dufresne,
 Jose Fonseca (MBB), Amanda Monterastelli
 Chief of Staff/Orthopedic Surgeon: Dr. Pat Clare
 Orthopedists: Dr. Robert Dugas, Dr. Tom Heiser, Dr. Scott Strasburger
 Coordinator of Sports Nutrition: James Harris

Academic Programs (402) 472-2042

Associate A.D./Dir. of Acad. Programs/Student Services: Dennis Leblanc
 Associate Director/Director of Life Skills: Keith Zimmer
 Coordinator of Learning Development Programs: Kim Schellpeper
 Coordinator of Multicultural Programming: Alvin Banks
 Coordinator for Special Programs: Katie Jewell

HuskerVision (402) 472-4645

Operations Director: Shot Kleen
 Creative Director: Kirk Hartman
 Chief Engineer: Jon Barnett
 Production Coordinator: Michelle Glover

Sports Information (402) 472-2263

Assoc. A.D./Communications, SID: Chris Anderson
 Associate SID: Keith Mann
 Men's Basketball SID: Jerry Trickle
 Assistant SIDs: Jeff Griesch, Shannon Sherman, Shamus McKnight
 Dir. of Internet Operations/Publications Coordinator: Jeff Abele
 Office Supervisor: Vicki Cartwright
 SID Photographer: Scott Bruhn
 Intern: Erin Smith
 Graduate Assistants: Christina Deck, Tim Giles, Rebekah Giordano

Basketball Support Staff

Asst. A.D./Ticket Marketing: John Anderson (472-3111)
 Asst. A.D./Director of Game Day Marketing: Heidi Cuca (472-0775)
 Asst. AD/Director of Events: Butch Hug (472-1950)
 Asst. A.D./Director of Athletic Development: Paul Meyers (472-2367)
 Director of Compliance: Gary Bargaen (472-2042)
 Director of Corporate Sales/Licensing: Michael Stephens (472-9446)
 Director of Facilities: John Ingram (472-1959)

Quick Facts

Location Lincoln, Neb.
 Population 225,000
 Founded 1869
 Enrollment 25,000
 Chancellor Harvey Perlman, J.D.
 Athletic Director Steve Pederson
 Institutional Representative Josephine Potuto, J.D.
 Athletic Department Phone (402) 472-4224
 Ticket Office (402) 472-3111 or (800) 8BIGRED
 Nickname Cornhuskers, Huskers
 Colors Scarlet and Cream
 Website Huskers.com
 Conference Big 12
 First year of basketball: 1896-97
 All-time record: 1,247-1,121
 NCAA Appearances (last): 6 (1998)
 NIT Appearances (last): 12 (1999)
 Arena Bob Devaney Sports Center
 Capacity 13,595
 Opened 1976
 NU record at Devaney Center 317-100

Nebraska Travel Plans

Creighton – Omaha, Neb.

Dec. 10, 7:05 p.m.
 Depart Lincoln at 11 a.m.
 (charter bus) on Dec. 10
 Depart Omaha at 10 p.m.
 on Dec. 10

Minnesota – Minneapolis, Minn.

Dec. 29, 7 p.m.
 Depart Lincoln at 4:15 p.m.
 (commercial airline) on Dec. 28
 Depart Minneapolis at 2:20 p.m.
 on Dec. 30
 Marriott City Center,
 Phone: (612) 349-4000
 Fax: (612) 349-9215

Iowa State – Ames, Iowa

Jan. 10, 7 p.m.
 Depart Lincoln at 3:15 p.m.
 (charter bus) on Jan. 9
 Depart Ames at 9:45 p.m.
 on Jan. 10
 The Hotel At Gateway Center,
 Phone: (515) 292-8600
 Fax: (515) 268-2224

Texas – Austin, Texas

Jan. 17, 12:30 p.m.
 Depart Lincoln at 6 p.m.
 (charter airline) on Jan. 16
 Depart Austin at 3:30 p.m.
 on Jan. 17
 Marriott at The Capitol,
 Phone: (210) 228-4329
 Fax: (210) 223-6239

Missouri – Columbia, Mo.

Jan. 24, 5 p.m.
 Depart Lincoln at 7 p.m.
 (charter airline) on Jan. 23
 Depart Columbia at 8 p.m.
 on Jan. 24
 Hawthorne Suites,
 Phone: (573) 442-8600
 Fax: (573) 441-9041

Kansas State – Manhattan, Kan.

Feb. 4, 7 p.m.
 Depart Lincoln at 4 p.m.
 (charter bus) on Feb. 3
 Depart Manhattan at 9:45 p.m.
 on Feb. 4
 Holiday Inn,
 Phone: (785) 539-5311
 Fax: (785) 539-8368

Texas A&M – College Station, Texas

Feb. 11, 7 p.m.
 Depart Lincoln at 6 p.m.
 (charter airline) on Feb. 10
 Depart College Station at 9:45 p.m.
 on Feb. 11
 Hilton,
 Phone: (979) 693-7500
 Fax: (979) 846-7361

Oklahoma State – Stillwater, Okla.

Feb. 21, 7 p.m.
 Depart Lincoln 6:30 p.m.
 (charter airline) on Feb. 20
 Depart Stillwater at 9:45 p.m.
 on Feb. 21
 Best Western,
 Phone: (405) 743-7010
 Fax: (405) 743-1686

Kansas – Lawrence, Kan.

March 3, 6:30 p.m.
 Depart Lincoln at 1 p.m.
 (charter bus) on March 2
 Depart Lawrence at 9:15 p.m.
 on March 3
 Marriott,
 Phone: (785) 841-2700
 Fax: (785) 841-2700

Colorado – Boulder, Colo.

March 6, 3 p.m.
 Depart Lincoln at 7 p.m.
 (charter airline) on March 5
 Depart Boulder at 6:15 p.m.
 on March 6
 Millennium Hotel Boulder,
 Phone: (303) 443-3850
 Fax: (303) 443-1480

Basketball Quick Facts

2003-04 Basketball Quick Facts

Head Coach.....	Barry Collier (Butler, 1976)
Record at NU (years).....	38-50 (three)
Record Overall (years).....	234-182 (14)
Assistant Coaches.....	Reggie Rankin (Ohio, 1989), Doug Novsek (Southern Illinois, 1987), Scott Spinelli (Boston University, 1989)
Director of Basketball Operations.....	Tim Waller (Western Michigan, 1979)
Video Coordinator.....	Steve Hinerman
Strength Coach.....	Rodger DeGarmo
Athletic Trainer.....	Jose Fonseca
Equipment Manager.....	Al Recker
Coach Collier's Secretary.....	Ellen Shutts
Basketball Office Phone.....	(402) 472-2265
Basketball Office Fax.....	(402) 472-2575
Basketball Press Row Phone.....	(402) 472-2279
Basketball Office Mailing Address.....	106 Bob Devaney Sports Center, P.O. Box 880611, Lincoln, NE 68588-0611
2002-03 Overall Record.....	11-19
2002-03 Big 12 Record/Finish.....	3-13/12th
2003 Big 12 Tournament.....	0-1, lost to Missouri, 61-70
2003 Postseason.....	None
Lettermen Returning/Lost.....	11/4
Starters Returning/Lost.....	4/1

Returning Starters (Starts)	Pos.	Ht.	Wt.	Yr.	PPG	RPG
Andrew Drevo (27)	F	6-8	250	Sr.	13.9	7.3
Nate Johnson (28)	G	6-1	195	Sr.	13.3	3.8
John Turek (30)	F	6-9	240	Jr.	7.8	6.6
Corey Simms (26)	G	6-5	205	Jr.	7.4	4.9

Other Returnees (Starts)	Pos.	Ht.	Wt.	Yr.	PPG	RPG
Jake Muhleisen (14)	G	6-4	200	Jr.	11.7	3.4*
Jason Dourisseau (3)	G	6-5	195	So.	4.9	1.6
Brian Conklin (3)	F	6-11	230	Sr.	3.5	2.2
Wes Wilkinson (2)	F	6-9	205	So.	1.8	1.8
Tony Wilbrand (0)	F	6-10	250	So.	0.5	0.6
Adam Bohac (0)	G	6-1	180	Sr.	0.2	0.5
Bronsen Schliep (0)	F	6-7	205	So.	0.3	0.2

*assists per game

Lettermen Lost (Starts)	Pos.	Ht.	Wt.	PPG	RPG
Brennon Clemmons (17)	G	6-2	185	6.8	4.8
Marques McCarty (0)	F	6-5	195	0.8	0.2
Roy Enright (0)	C	6-9	250	0.4	0.5
Dan Heimons (0)	C	6-11	240	0.0	0.2

Newcomers:	Pos.	Ht.	Wt.	Yr.	Last School
Marcus Neal Jr.	G	6-0	175	Jr.	Polk (Fla.) CC
Bob Kempf	F	6-10	220	Fr.	Shickley (Neb.)
James Reynolds	G	6-2	180	Fr.	Crenshaw (Calif.)
Charles Richardson Jr.	G	5-8	155	Fr.	Proviso East (Ill.)
Shuan Stegall	G/F	6-6	215	Fr.	Stone Mountain (Ga.)

Media Guide Credits

The 2003-04 Nebraska Men's Basketball Media/Recruiting Guide was produced by the Nebraska Sports Information Office. The guide was written and edited by Assistant Sports Information Director Jerry Trickett, with editing assistance from Associate A.D./SID Chris Anderson, Associate SID Keith Mann and Assistant SIDs Jeff Griesch and Shamus McKnight. Additional editing and research by Office Supervisor Vicki Cartwright and SID intern Erin Smith. Special thanks to freelance writer Mike Babcock for his writing contributions. Designed in Adobe InDesign 2.0. Printed by UNL Printing and Duplicating.

Photo credits to Scott Bruhn, SID Office; Tom Slocum, Richard Voges and Richard Wright, UNL Photo Productions; Jeff Carney, Jeff Bundy, Jim Burnett, Rich Janda and Bill Batson, Omaha World-Herald; Ted Kirk, Robert Becker, Gail Folda, Lincoln Journal Star; Rick Anderson, Bob Beauvis, Dennis Hubbard, Keith Krebs, Jim Sigmon, Jennifer Pottheiser, John F. Grieshop/Schwartzman Photos, freelance photographers.

Cover design by Director of Internet Operations/Publications Jeff Abele. Additional design by SID student assistant Bret McVey. Copyrighted by the NU Sports Information Office.

Returning Statistical Leaders

Scoring.....	Andrew Drevo, 13.9 (402)*
Field Goal Percentage.....	Corey Simms, 46.1 (77-167)*
Three-Point Percentage.....	Andrew Drevo, 32.2 (48-149)*
Free Throw Percentage.....	Nate Johnson, 72.8 (83-114)*
Rebounds.....	Andrew Drevo, 212 (7.3)*
Assists.....	Nate Johnson, 63 (2.3)
Steals.....	Nate Johnson, 30 (1.1)
Blocked shots.....	John Turek, 52 (1.7)*
Minutes played.....	Nate Johnson, 895 (31.3)*

* indicates overall 2002-03 team leader

Returning Team StatisticsPct. of 2003 Total

Scoring.....	56.5
Three-pointers.....	90.7
Free Throws.....	86.1
Rebounding.....	78.8
Assists.....	79.4
Blocks.....	98.9
Steals.....	72.3
Minutes.....	87.1

Nebraska in 2002-03 Big 12 Statistics

Category	All Games	Conference Only
Scoring Offense.....	63.3 (12th)	60.3 (11th)
Scoring Defense.....	68.5 (9th)	73.1 (10th)
Scoring Margin.....	-5.1 (12th)	-12.8 (12th)
Rebound Margin.....	-0.9 (10th)	-4.9 (t-11th)
Field Goal Percentage.....	398 (12th)	380 (12th)
Field Goal Percentage Defense.....	408 (t-5th)	434 (8th)
Three-Point Percentage.....	276 (12th)	267 (12th)
Free Throw Percentage.....	649 (11th)	640 (10th)



Basketball Poster Wins Award

The 2002-03 Nebraska men's basketball poster was named Best in the Nation in CoSIDA's national publications contest.

The poster, designed by NU Director of Internet Operations/Publications Jeff Abele, was the top pick out of 101 athletic department posters from around the nation.

Photo credit to Scott Bruhn, SID Office. Special thanks to the Dorchester Farmers Cooperative in Raymond, Neb., where the pictures were taken.



University of Nebraska

The University of Nebraska-Lincoln does not discriminate based on gender, age, disability, race, color, religion, marital status, veteran's status, national or ethnic origin or sexual orientation.

Media Information and Policies

INTRODUCTION

OUTLOOK

PLAYERS

COACHES

STAFF

OPPONENTS

REVIEW

RECORDS

HISTORY

4

The 2003-04 Nebraska Media Guide is designed to assist the media in its coverage of Husker men's basketball. Additional information, including releases, photographs, slides and videotape may be obtained by contacting the Sports Information Office at (402) 472-2263. Please take a moment to review the following policies and services, which are intended to assist media members in their coverage of Nebraska basketball this season.

Media Credentials: All requests for press, broadcast, photo and parking credentials for Nebraska basketball home games should be directed to Jerry Trickie, Assistant Sports Information Director, P.O. Box 880123, 116 South Stadium, Lincoln, NE, 68588-0123. Requests must be made in writing on appropriate letterhead at least one week before the game. Requests via fax are acceptable (see fax information below).

As a general rule, working space is allocated on the following basis: (1) daily newspaper and wire-service writers covering for next-day publication; (2) radio and television personnel for broadcast origination; (3) sports editors of Nebraska daily newspapers; (4) official school student daily newspaper, one seat only; (5) approved special coverage; (6) press and TV working photographers. Generally, weekly representatives, internet news services and non-originating radio representatives cannot be accommodated because of space limitations.

Media Will Call: Media passes that are not mailed may be picked up at the will-call window, located under the south ramp of the Devaney Center. The will-call window opens 90 minutes before tipoff. Identification is required to pick up credentials or tickets.

Media Parking: Parking for the media is located adjacent to and across the street from the Devaney Center on the south side. Both lots are accessible from Court Street, between 14th and 17th streets.

Coach Collier Interview Time: The best time for local media to reach Coach Barry Collier for an interview is immediately following practice. Practices are generally closed, unless receiving prior approval from the Sports Information Office. All interviews with Coach Collier must be scheduled through the Sports Information Office. Coach Collier will host a press conference each week during the conference season at the Bob Devaney Sports Center. He will also participate in the Big 12 Conference telephonic press conferences (listed at right) each week at 11:30 a.m. (CST), beginning Dec. 2 and continuing throughout the season. Out-of-town media are encouraged to participate in the conference call. Contact the Big 12 Service Bureau at (214) 742-1212 for more information on joining the Big 12 Conference call.

Big 12 Weekly Teleconference

The session schedule (all times Central) for 2003-04 is:
Tuesdays, Dec. 2, 9, 16;

Mondays, Jan. 5, 12, 19, 26; Feb. 2, 9, 16, 23; March 1, 9, 16*.

*For coaches advancing to the NCAA Tournament and NIT

- 10:00 a.m. to 10:10 a.m. – Bill Self, Kansas
- 10:10 a.m. to 10:20 a.m. – Melvin Watkins, Texas A&M
- 10:20 a.m. to 10:30 a.m. – Eddie Sutton, Oklahoma State
- 10:30 a.m. to 10:40 a.m. – Scott Drew, Baylor
- 10:40 a.m. to 10:50 a.m. – Quin Snyder, Missouri
- 10:50 a.m. to 11:00 a.m. – Bob Knight, Texas Tech
- 11:00 a.m. to 11:10 a.m. – Ricardo Patton, Colorado
- 11:10 a.m. to 11:20 a.m. – Jim Wooldridge, Kansas State
- 11:20 a.m. to 11:30 a.m. – Kelvin Sampson, Oklahoma
- 11:30 a.m. to 11:40 a.m. – Barry Collier, Nebraska**
- 11:40 a.m. to 11:50 a.m. – Rick Barnes, Texas
- 11:50 a.m. to Noon – Wayne Morgan, Iowa State
- Noon to 12:10 p.m. – Selected Student-Athlete

Postgame Interviews: Nebraska's postgame locker room is closed to the media. For home games, NU's postgame news conference will be held following a brief cooling off period in the designated postgame interview room off the southeast corner of the Devaney Center floor. The visiting team is housed in the visitor's locker room, located off the hallway at the northwest corner of the playing floor. Opposing coaches and players are NOT brought to the NU postgame interview room. On the road, after the cooling off period, Coach Collier and select players will be available outside the Nebraska locker room upon request.

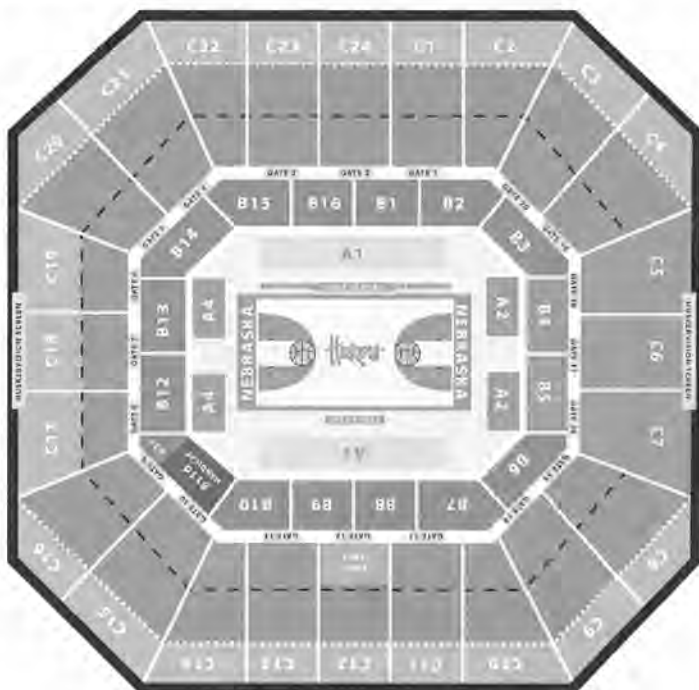
Player Interviews: All media requests for interviews with Nebraska basketball players should be directed to Jerry Trickie [office phone: (402) 472-7779, cell phone: (402) 540-0269] at least one day in advance. The best time for in-season interviews is after practice at the Devaney Center. Players are usually available for telephone interviews following practice, except on game days when no interviews are allowed. Nebraska is tentatively scheduled to practice from 1-3:30 p.m. during the first semester and from 3:30-6 p.m. during the second semester. With advance notice, interviews can be arranged for other times during the day at the Devaney Center or in the Sports Information Office.

Press Box Location: The press box for Nebraska basketball games is located in the lower portion of section C-12 (upper level) on the south side of the playing floor [opposite the team benches]. Television and radio crews originating an officially sanctioned broadcast of the game (see Broadcast Rights below) will be seated on the floor, with the visiting radio adjacent to the visiting team's bench when there is a TV broadcast (east side of the scorer's table) and the home radio and television broadcasting teams positioned at midcourt opposite the team benches. The camera deck is located at the top of the arena, directly behind the press box. Television crews broadcasting live may shoot from either floor level (northeast or southwest baselines) or the camera deck in marked areas, but may not occupy space in the press box.

Media Work Room: The media work room is located on the south side of the lower level, across from the Ticket Office will-call. Media can use the room prior to, during and after the game to write and transmit stories. Phone and ethernet lines will be available in the media work room, while ethernet lines will also be available in the photography area in the garage. NOTE: The media work room is in a new location in 2003-04.

Media Services: Notes, programs and media guides will be provided before each game. Final statistics, play-by-play sheets and quotes from each locker room will be distributed following the game. Refreshments will be available to the media in a designated area before the game.

Radio/Television Broadcast Space: Requests for live radio and television broadcast space and credentials should be made to Jerry Trickie, Assistant SID, 116 South Stadium, P.O. Box 880123, Lincoln, NE, 68588-0123. If statisticians are needed, contact Trickie at least three days in advance.





Jeff Abele



Chris Anderson



Vicki Cartwright



Jeff Griesch



Keith Mann



Shamus McKnight



Shannon Sherman



Jerry Trickie

Broadcast Rights: The University of Nebraska-Lincoln and Pinnacle Sports Productions own exclusive radio broadcast rights to all of the University's men's basketball games. Other than the Pinnacle Sports Network and the University of Nebraska student station (KRNU), the only stations or networks that will be allowed to broadcast Nebraska games from the Devaney Center are those that have rights to broadcast games played by the opposing team. All radio stations and networks broadcasting from the Bob Devaney Sports Center must receive prior permission from the University. Any representative of a radio station or network that has not purchased such rights shall not air live game action or description of any game while it is in progress, nor shall such representatives air tape-recorded or live commentary of Nebraska coaches or players from the premises for one hour before or 20 minutes after a game. Only stations that have purchased broadcast rights may install telephones on press row, or use telephones on press row for reporting on games. By accepting media credentials, representatives of stations and networks that have not purchased broadcast rights signify their agreement to all stipulations.

Telephones: Nebraska provides 12 modular telephones and five ethernet lines in the Bob Devaney Sports Center media work room. All long distance calls must be credit card, collect or billed to a third number. Any media wishing to place a phone in the press box should contact University Telecommunications at (402) 472-2000 at least two weeks before the game.

Broadcast Telephone Lines: Visiting radio stations are welcome to have their own telephone lines installed at the visiting radio position at the scorer's table (adjacent to the visiting team's bench) and may do so by contacting University Telecommunications at (402) 472-2000. However, Pinnacle Sports Productions installs additional telephone lines for visiting official broadcasts and charges a fee for the use of those lines for non-conference games (Big 12 official stations receive the use of the lines free of charge as part of a cooperative). Those interested in using the lines should contact Mike Elliott of Pinnacle Sports Productions at (402) 332-0065.

Pro Scouting Passes: Per Big 12 Conference rules, the University of Nebraska provides press box access to scouts of professional basketball teams based on availability. If no space is available in the press box, scouts may arrange through the Sports Information Office (402-472-2263) to purchase tickets for Nebraska home games.

Devaney Center Directions: The Devaney Sports Center is located on the west edge of the Nebraska State Fairgrounds. To reach it from the Lincoln Municipal Airport, turn right on Northwest 12th Street as you drive out of the airport. Northwest 12th Street becomes Cornhusker Highway, which intersects with 14th Street. Exit south (right) on 14th Street off Cornhusker Highway. Travel to Court Street, turn left, and go two blocks east to the arena, which is on the north side of Court Street. From Omaha's Eppley Airfield, follow the signs to downtown Omaha and I-480. Take I-480 west to I-80, then take I-80 west approximately 60 miles to I-180. Exit South on I-180, then exit east to Cornhusker Highway and follow the instructions above.

Sports Information Office: The University of Nebraska Sports Information Office is located in Room 116 of the South Stadium Building, which is at the south end of Memorial Stadium at Stadium Drive and T Streets. The building is approximately one mile from the Devaney Center.

Fax Access: A facsimile machine is available in the Bob Devaney Sports Center following the game, and Sports Information Office personnel will send box scores free of charge as time permits.

Pinnacle Sports Network

Pinnacle Sports Productions is in its eighth year producing and marketing live broadcasts of University of Nebraska football, men's and women's basketball, volleyball, baseball and softball games. Pinnacle was first awarded the rights on Feb. 9, 1996. The University renewed the Pinnacle contract in the fall of 2003 which extends the contract to July 31, 2011.

Pinnacle Sports Productions is owned by Paul Aaron of Elkhorn, Neb., and Dale Jensen of Phoenix, Ariz. Pinnacle has created a large network of state and national affiliates, and all broadcasts can be heard live on Huskers.com.

As of press time, Pinnacle Sports had put together a 26-station basketball network. For the 2003-04 season, KFAB (1110 AM) is the Omaha affiliate and KLIN (1400 AM) is the Lincoln affiliate.

Randy Lee enters his second season behind the microphone for the Huskers. Lee handles all play-by-play duties for home and road games. He came to Nebraska from UC Santa Barbara, where he spent five years calling men's and women's basketball for the Gauchos. Lee also spent several years providing basketball play-by-play for Angelo State University, UNC Charlotte and his alma mater, Marshall University. He also spent time broadcasting football and minor league baseball.

In addition to game coverage, Pinnacle Sports provides a daily, live call-in show focusing on NU athletics and other sports in the area. The Nebraska Radio Network will also carry a weekly radio show with Head Coach Barry Collier. Collier's radio show can be heard statewide on the network on Monday nights at 6 p.m. during the season. The show is hosted by Gary Sharp of Lincoln's KLIN.



Randy Lee
Play-by-play

2003-04 Network Stations

Ainsworth.....	KBRB-AM, 1400
Alliance.....	KCOW-AM, 1400
Aurora.....	KRGY-FM, 97.3
Beatrice.....	KWBE-AM, 1450
Broken Bow.....	KCNI-AM, 1280
Chadron.....	KCSR-AM, 610
Falls City.....	KTNC-AM, 1230
Falls City.....	KLZA-FM, 101.3
Fremont.....	KHUB-AM, 1340
Grand Island.....	KRGI-AM, 1430
Holdrege.....	KUVR-AM, 1380
Kearney.....	KGFW-AM, 1340
Lexington.....	KRVN-AM, 880
Lincoln.....	KLIN-AM, 1400
McCook.....	KSWN-FM, 93.9
Norfolk.....	KNEN-FM, 94.7
North Platte.....	KODY-AM, 1240
Ogallala.....	KOGA-AM, 930
Omaha.....	KFAB-AM, 1110
Scottsbluff.....	KNEB-AM, 960
Sidney.....	KSID-AM, 1340
Valentine.....	KVSH-AM, 940
Wayne.....	KTCH-AM, 1590
West Point.....	KTIC-AM, 840
York.....	KAWL-AM, 1370
Shenandoah, Iowa.....	KKBZ-FM, 99.3

Nebraska Media Outlets

INTRODUCTION

OUTLOOK

PLAYERS

COACHES

STAFF

OPPONENTS

REVIEW

RECORDS

HISTORY

6

Print Media

Lincoln Journal Star

John Mabry (SE), Curt McKeever*, Steve Sipple (Columnist)
926 P Street
Lincoln, NE 68508
(402) 473-7431
Fax: 473-7291
*Beat Reporter

Omaha World-Herald

Steve Sinclair (SE), Tom Shatel (Columnist), Lee Barfknecht
14th & Dodge
Omaha, NE 68102
(402) 444-1000
Fax: 344-3343

Lincoln Bureau

Mitch Sherman*
P.O. Box 80866
Lincoln, NE 68501
(402) 473-9587
*Beat Reporter

Associated Press

Eric Olson
909 No. 69th St., Suite 104
Omaha, NE 68114
(402) 391-0031
Fax: 391-1412

Daily Nebraskan (Student)

University of Nebraska
34 Nebraska Union
Lincoln, NE 68588-0448
(402) 472-1765
Fax: 472-1761

Alliance Times-Herald

Tammy Coward (SE)
114 East 4th Street
Alliance, NE 69301
(308) 762-3060
Fax: 762-3063

Beatrice Daily Sun

Jane White (SE)
200 North 7th
Beatrice, NE 68310
(402) 223-5233
Fax: 228-3571

Columbus Telegram

Don Strecker (SE)
P. O. Box 648
Columbus, NE 68602
(402) 564-2741
Fax: 563-4127

Falls City Journal

Jason Schock (SE)
1810 Harlan St.
Falls City, Neb. 68355
(402) 245-2431
Fax: 245-4404

Fremont Tribune

Brent Wasenius (SE)
P.O. Box 9
Fremont, NE 68206
(402) 721-5000
Fax: 721-8047

Grand Island Independent

Terry Douglass (SE)
422 W. 1st St., Box 1208
Grand Island, NE 68801
(308) 382-1000
Fax: 382-8129

Hastings Tribune

Kyle Svec (SE)
908 West 2nd
Hastings, NE 68901
(402) 462-2131
Fax: 462-2184

Kearney Hub

Buck Mahoney (SE)
13 East 22nd
Kearney, NE 68847
(308) 237-2152
Fax: 233-9745

McCook Gazette

Josh Mesh (SE)
P.O. Box 1268
McCook, NE 69001
(308) 345-4500
Fax: 345-7881

Norfolk Daily News

Jay Prauner (SE)
525 Norfolk Avenue
Norfolk, NE 68701
(402) 371-1020
Fax: 371-5802

North Platte Telegraph

Job Vigil (SE)
621 N. Chesnut St.
North Platte, NE 69103
(308) 532-6000
Fax: 532-9268

Scottsbluff Star-Herald

Jeff Fielder (SE)
Box 1709
Scottsbluff, NE 69361
(308) 632-9000
Fax: 632-9003

York News-Times

Ken Kush (SE)
P.O. 279
York, NE 68467
(402) 362-4478
Fax: 362-6748

Huskers Illustrated

Brian Hill (Editor)
Mike Babcock (Contributing Writer)
3210 NW 3rd Street
Lincoln, NE 68521
(402) 474-4355
Fax: 474-5132
Customer Service: (800) 524-9527

Nebraska Sports Magazine

Jimmy Sheil (Editor)
3610 Dodge Street
Omaha, NE 68131
(402) 341-2444
Fax: 345-1233

Television Stations

KOLN-TV (CBS, Chs. 10/11)
Andrew Fellios (SD), Kyle Delia
40th and W
Lincoln, NE 68503
(402) 467-9270
Fax: 467-9208

KLKN (ABC, Channel 8)

Jon Wofford (SD), Matt Sacks
3240 So. 10th Street
Lincoln, NE 68502
(402) 434-8000
Fax: 436-2236

KM3 (CBS, Ch. 3)

Travis Justice
10714 Mockingbird
Omaha, NE 68127
(402) 592-4330
Fax: 592-4714

KETV (ABC, Ch. 7)

Jon Schuetz (SD)
Mike Sigmond, Sean McMahon
27th & Douglas
Omaha, NE 68131
(402) 978-8958
Fax: 978-8931

WOWT (NBC, Ch. 6)

Dave Webber (SD)
Merlyn Klaus, Ross Jernstrom
3501 Farnam
Omaha, NE 68131
(402) 233-7940
Fax: 346-6740

KPTM (Fox, Ch. 42)

J.J. Davis (SD)
4625 Farnam
Omaha, NE 68132
(402) 554-4286
Fax: 554-4292

KHAS-TV (NBC, Ch. 5)

Ed Littler (SD)
P.O. Box 578
Hastings, NE 68901
(402) 463-1321
Fax: 463-6551

NTV (ABC, Ch. 13)

Matt Schick (SD)
P.O. Box 220
Kearney, NE 68848
(308) 743-2494
Fax: 743-2644

KNOP-TV (NBC, Ch. 2)

Joe Swift (SD)
P.O. Box 749
North Platte, NE 69101
(308) 532-2222
Fax: 532-9579

KDUH-TV (NBC, Ch. 4)

Victor Quick (SD)
1523 1st Ave., P.O. Box 1529
Scottsbluff, NE 69363
(308) 632-3071
Fax: 632-3596

KSTF-TV (CBS, Ch. 10)

Roxanne Klaas (SD)
3385 N. 10th St.,
Gering, NE 69341
(308) 632-6107
Fax: 632-3470

KCAU-TV (ABC, Ch. 9)

Tim Seaman (SD)
625 Douglas St.
Sioux City, IA 51101
(712) 277-2345
Fax: 277-4298

KTIV (NBC, Ch. 4)

Brad Pautsch (SD)
3135 Floyd Blvd.
Sioux City, IA 51105
(712) 239-4100
Fax: 239-2621

Nebraska ETV (PBS, Ch. 12)

Jim Carmichael, Martha Florence
1800 North 33rd
Lincoln, NE 68503
(402) 472-3611
Fax: 472-5347

Radio Stations

Pinnacle Sports Productions

Paul Aaron (President), Johnny Andrews (GM), Jim Rose, Randy Lee*
P.O. Box 570
921 Village Square
Gretna, NE 68028
Phone: (402) 332-0065
Fax: 332-4304
*-Basketball play-by-play announcer

KLIN (1400 AM)#

John Bishop (SD)
Gary Sharp, Tom Stephens
4343 O Street
Lincoln, NE 68510
(402) 475-4567
Fax: 474-8011

KFAB (1110 AM)\$

Gary Sadlemeyer, Tom Stanton
5010 Underwood Ave.
Omaha, NE 68132
(402) 556-8000
Fax: 556-8937

KLMS (1480 AM)

Bill Doleman (SD)
3800 Cornhusker Hwy.
Lincoln, NE 68504
(402) 466-1234
Fax: 467-4095

KFOR (1240 AM)

Chuck Stevens (SD), Coby Mach
6900 Van Dorn, Suite 11
Lincoln, NE 68506
(402) 483-5100
Fax: 483-4095

KRNU (90.3 FM)

Rick Alloway (Station Manager)
210 Andersen Hall
Lincoln, NE 68588-0466
(402) 472-3054
Fax: 472-8403

#Pinnacle Sports Lincoln affiliate
\$Pinnacle Sports Omaha affiliate

- SEARCH
- MEN'S SPORTS
- WOMEN'S SPORTS
- MAIN MENU
- NSIDE HOME
- LIVE EVENTS
- SPORT BY SPORT
- SPORT BY DATE
- SPORT BY TYPE
- NSIDE FOOTBALL
- NSIDE MAGAZINE
- NSIDE CLASSICS
- COACHES SHOWS
- HUSKER NEWS
- REFERENCES
- CUSTOMER SERVICE
- TERMS



Today's Featured Video Clip
Sounds of Saturday - Rice
SUMMARY
A tribute to the Red, White and Blue following the Nebraska vs. Rice game.
Watch it now

LIVE EVENTS | NSIDE CLASSICS
Tom Osborn 25 Years of Greatness
1983's Winning Tradition began with a season opener against the West Coast Powerhouse, UCLA.
Play it Now

HUSKERSNSIDE WEEKLY PICKS
FEATURES
Netters make it 3 in a row
Get closer than ever to the action in...

HIGHLIGHTS
Take Aim
Perhaps the most exciting game of the...

NSIDE MAGAZINE
Hawks Field at Haymarket Park
After a year of planning and 14 months of construction, Hawks Field ushered in an exciting era for the Husker baseball program in the spring of 2002
READ IT



Huskers NSIDE

AT HUSKERS.COM

After we became the first school in the country in 2002 to launch a premium website this ambitious, we didn't rest on our laurels. We improved on every aspect of the site, including the areas that have made it famous - live video and video on demand.

We improved the navigation to make it easier to search through the vast archives of historical video available. We increased the video quality and enhanced our live video with live stats. Add to this, new features, such as Nside Magazine, and you have the new and improved HuskersNside.

NEW LOOK. NEW FEATURES. HUSKERSNSIDE.

Visit Huskers.com to subscribe or learn more about HuskersNside.

Booster Club/Basketball Camps

Nebraska Rebounders Club

Goals

The Nebraska Rebounders Club, founded in the 1970s, was formed to promote the men's basketball program and to provide financial assistance to the athletic department.

Membership Benefits

Members receive:

- recognition in the basketball gameday program
- invitations to social activities
- a monthly newsletter from Coach Collier featuring the latest information on the Husker men's basketball team
- the knowledge that they are supporting a winning tradition.

Athletic Development Office

You can receive a Rebounders Club brochure by calling the Nebraska Athletic Development Office at (402) 472-2367, or download information on how to support the men's basketball program at Huskers.com (click on men's basketball home page and then Booster Club). The Development Office also has information about all of Nebraska's booster clubs as part of the Husker Athletics Fund. The brochure includes more complete information about specific benefits of the different Rebounders Club donation levels.

Rebounders Club 2003-04 Board of Directors

Jack Aegerter, Seward
Harley Bergmeyer, Dewitt
Roger Brown, Columbus
John Burford, Omaha
Craig Cormack, Lincoln
Larry Frederick, Lincoln

Allen Fredrickson, Omaha
Paul Garnett, Beatrice
Linda Hrdlicka, Lincoln
Don Janssen, Lincoln
Bill Langdon, Lincoln
Butch Lindley, Omaha

Dave McBride, Lincoln
Rick Meyer, Lincoln
Mert Oden, Wahoo
Loy Olson, Lincoln
Orv Qualsett, Grand Island
Beau Reid, Lincoln

Donn Steinbach, Lincoln
Bert Villafane, Beatrice
John Westland, Waverly
Roger Zajicek, Lincoln



Nebraska Basketball Camps

Team Camp

The Nebraska Basketball Team Camp offers a great opportunity to get next year's team together and play against the top competition from all across the Midwest. Team play and sportsmanship will be emphasized at this camp.

Each team will play in a league with similar talent, and the camp will end with a single-elimination tournament.

Individual Overnight Camp

The Individual Overnight Camp is for boys entering grades 5 through 12. This camp is designed to assist players in developing their total game. At the beginning of the week, all campers will be split into groups according to their age and ability.

Each camp day consists of fundamental lectures by the Nebraska Basketball Camp staff, as well as drills, game competition and individual contests. Fundamentals, team play and fun are stressed for all campers during their stay.

The Individual Overnight Camp is available to both overnight and commuter campers.

Day Camp

The Day Camp is for boys entering grades 2 through 9. The camp will consist of a morning and afternoon session each day with no evening session, as it will be for commuter campers only.

The camp includes a good mix of fundamentals, drills, games, contests and fun. The focus of this camp is on total player development in a highly spirited environment.

Camp Staff

The Nebraska Basketball Camps will be conducted by the Husker basketball coaching staff, along with college and high school coaches from around the Midwest. During the camp, members of the Husker basketball team will serve as assistants and leaders in daily camp activities. The camps offer an outstanding player-to-coach ratio and will feature a veteran coaching staff.

All camps will also have a member of the University of Nebraska athletic training staff on hand for all sessions. A doctor is on call and the Student Health Center is readily accessible.

Facilities

The camp sessions will be held on the University of Nebraska campus. Games and competitions will be played in the 13,500-seat Bob Devaney Sports Center, the NU Coliseum and other facilities on and off campus.

All campers will enjoy first-class housing in on-campus residence halls and overnight campers will receive buffet-style meals.

Contact Us For More Information

Nebraska Basketball Camp information, including camp dates and availability, can be obtained by contacting the Husker basketball office. The phone number for the office is (402) 472-2265 and the fax number is (402) 472-2575. Information on the basketball camps can also be obtained by looking on the internet at Huskers.com. Just click on the Men's Basketball page and then Camps.



Compliance Guidelines for NU Boosters

The University of Nebraska Athletic Department takes great pride in abiding by the National Collegiate Athletic Association (NCAA) and the Big 12 Conference rules and guidelines that govern Division I competition. For the benefit of the many alumni, fans and booster club members who are so active in supporting and assisting the Huskers throughout the year, we would like to remind everyone of a few definitions and rules that apply to all athletic representatives and boosters.

NCAA Principles Institutional Control

It is the responsibility of the University of Nebraska to control its intercollegiate athletic program in compliance with the rules and regulations of the NCAA.

Responsibility

The University of Nebraska's responsibility for the conduct of its program includes responsibility for the actions of its staff members and for the actions of any other individual, booster or organization engaged in activities promoting the athletic interests of the institution.

Compliance

The University of Nebraska must monitor its program to assure compliance and to identify and report to the NCAA instances in which compliance has not been achieved. An institution found to have violated NCAA rules is subject to disciplinary and corrective actions as determined by the NCAA.

NCAA Definitions

Athletic Representative/Booster

You are considered to be a University of Nebraska athletic representative if you:

- Are a present or past member of a University of Nebraska booster club or agency that promotes the Huskers' intercollegiate athletic program;
- Have made financial contributions to the athletic department or to an athletic booster organization of the University of Nebraska;
- Are, or have been, providing benefits (e.g., summer jobs, meals etc.) to enrolled student-athletes, their family members or friends;
- Are, or have been involved in any manner of promoting the University of Nebraska intercollegiate athletic program.

Please note: Once an individual is identified as an athletic representative, that person retains that identity indefinitely. The University of Nebraska is ultimately responsible for the acts of all "representatives of athletic interests" in relation to NCAA rules and regulations.

Prospective Student-Athlete

A prospective student-athlete is a student who has started classes for the ninth grade or above, including students in prep schools and junior colleges as well as students who have officially withdrawn from a four-year institution and plan to transfer to another institution. In addition, a student who has not started classes for the ninth grade becomes a prospective student-athlete if the institution or a booster provides the individual or the individual's relatives or friends with any financial assistance or benefits that the institution does not provide to prospective students in general. A good rule of thumb is to treat ALL STUDENTS as prospects.

Student-Athlete

A student-athlete is a student whose enrollment was solicited by a member of the athletic staff or other representative of athletic interests with a view toward the student's ultimate participation in the intercollegiate athletic program.

Contact

A contact is any face-to-face encounter between a prospect, or the prospect's parent or legal guardian, and an institutional staff member or athletic representative during which any dialogue occurs.

Recruiting

Recruiting is any solicitation of a prospect or a prospect's family member (or guardian) by an institutional staff member or by athletic representative of the institution, for the purpose of securing the prospect's enrollment and ultimate participation in the institution's intercollegiate athletic program.

Guidelines and Reminders for Boosters

- A booster may not contact the prospect, prospect's coach, principal or counselor in an attempt to evaluate or recruit the prospect.
- A booster may not expend funds to entertain or provide transportation for a prospective student-athlete, family members or friends.

- A booster may not become directly or indirectly involved in making arrangements for a prospect, or the prospect's relative or friends to receive money or financial aid of any kind.
- A booster may not contact a prospective student-athlete through letter writing, telephone calling or other forms of communication.

However, here are a few ways that a Husker booster may be involved:

- Do discuss summer employment opportunities with a prospect after he/she has signed a National Letter of Intent with the University of Nebraska.
- Do attend high school athletic events without contacting prospective student-athletes.
- Do continue existing friendships with families and friends of prospective student-athletes.
- Do send recommendation letters, newspaper clippings or similar information about prospective student-athletes to Husker coaches.

Extra Benefit Guidelines and Reminders for Boosters Extra Benefit

An extra benefit is any special arrangement by an institutional employee or an athletic representative to provide a student-athlete or the student-athlete's relative or friend a benefit not expressly authorized by NCAA legislation.

Boosters may not provide any special arrangement considered to be an extra benefit by NCAA definition. Examples of extra benefits include but are not limited to:

- Providing cash or loans of any amount;
- Signing or co-signing for a loan or other forms of financial assistance;
- Providing the use of a telephone to make local or long distance calls;
- Transporting a student-athlete or providing the use of a vehicle;
- Providing free or reduced rent housing;
- Giving gifts of any kind (i.e. birthday, Christmas, Valentine's Day);
- Promising a student-athlete postgraduate education or employment;
- Offering free services (i.e. clothing, airline tickets, laundry, car repair, haircuts, restaurant meals);
- Providing payment to a student-athlete for a booster club speaking engagement;
- Providing employment for relatives or friends.

Here are a few ways that a Husker booster may help:

- Do invite a student-athlete to participate in non-profit, charitable or educational events.
- Do invite a student-athlete into your home for an occasional meal.
- Do contact the NU Athletic Compliance Office for approval prior to a student-athlete engaging in outside speaking or promotional activities.
- Do pay a student-athlete the commensurate rate for actual and legitimate employment.

For further information regarding NCAA Guidelines for Athletic Representatives, please contact the Athletic Compliance Office at (402) 472-2042 or 1-(800) 927-7220. Inquiries may also be mailed to: Athletic Compliance Office, 300 West Stadium, P.O. Box 880219, Lincoln, NE, 68588-0219. Questions can also be faxed to (402) 472-4609, or e-mailed to compliance@huskers.unl.edu.

INTRODUCTION

OUTLOOK

PLAYERS

COACHES

STAFF

OPPONENTS

REVIEW

RECORDS

HISTORY

10

The Big 12 Conference

INTRODUCTION

A decade of excellence and future promise converge for the Big 12 Conference on Feb. 25, 2004.

The Big 12 celebrates the 10-year mark of its founding—Feb. 25, 1994—and remains dedicated to celebrating the student-athletes, competitive excellence, scholarship, sportsmanship and competitive equity.

Dedicated to achieving the highest goals in the integration of academic and athletic endeavors, Baylor, Colorado, Iowa State, Kansas, Kansas State, Missouri, Nebraska, Oklahoma, Oklahoma State, Texas, Texas A&M, and Texas Tech combined forces in 1994, and formed the Big 12 Conference—a league covering seven states and encompassing over 40 million people (2000 U.S. census).

The conference pays particular attention to sportsmanship and a level field of play for the 4,500-plus student-athletes in 21 sports. Those competing and coaching in the Big 12 seek maximum training on the fields and courts as well as in the classroom and community.

Along with this competitive excellence, scholarship has been and continues to be a point of emphasis with the Big 12. There are 19 academic honor teams (first and second units), and the semiannual Commissioner's Honor Roll salutes student-athletes who have achieved 3.0 averages (four-point grading scale) in the semester previous to the announcement. Annually, more than 50 student-athletes from the league make these teams with perfect 4.0 grade-point averages.

Each member institution also nominates a male or female student-athlete for one of the prestigious Big 12 Conference postgraduate scholarships at the end of the academic year. More than 70 aspiring scholars have received almost \$400,000 in financial aid during the first six years of the program.

Sportsmanship has been an item high on the Big 12 agenda since Commissioner Kevin Weiberg became the league's third chief executive in December 1998. The Conference developed and maintained a Sportsmanship Statement that applies to all student-athletes, coaches and administrators throughout the league. The Big 12 also honors one male and female student-athlete each year as Big 12 Sportsman of the Year.

The level playing field for participants in all Big 12 sports also figures into competitive equity. This does not deny the potential for national team champions in any sport but seeks to provide an avenue in which up-and-coming student-athletes can display their top individual talents within the framework of conference and NCAA sport guidelines.

Big 12 schools and the conference office seek to provide national-class facilities for all levels of league championships, postseason tournaments and NCAA venues. They utilize Big 12 campus sites as well as buildings such as Kansas City's Kemper Arena, Arrowhead Stadium and Municipal Auditorium, Houston's Reliant Stadium, San Antonio's Alamodome, St. Louis' Edward Jones Dome, Irving's Texas Stadium, Oklahoma City's SBC Bricktown Ballpark, The Ballpark in Arlington, Dallas' American Airlines Center and



Kevin Weiberg
Commissioner



John Underwood
Assistant Commissioner

Reunion Arena, among others.

Not only has the Big 12 fostered a spirit of conviviality and excitement with newfound rivalries, but the conference organization has given rise to several related, cooperative ventures with Big 12 cities, libraries, campus security organizations, chambers of commerce, tourism/visitors bureaus, information exchanges, sports medicine associations and campus public information offices, among others.

The solid athletic traditions at the 12 schools are evident as student-athletes/alumni have claimed more than 900 NCAA crowns and over 170 national team championships before the 2003-04 academic year. Commissioner Weiberg, acting in accord with the Big 12 Board of Directors, first contracted most major championship sites and dates through the 2004-05 academic year in 1999. The Big 12 is in the process of determining future championship dates and sites potentially through the 2007-08 academic years.

The league office also has negotiated critical media (television/radio/print) contracts and ongoing bowl agreements. New in 2002-03 were agreements with TBS Superstation to carry Big 12 football games in prime time slots, with College Sports Television for more regional and national telecasts, and expanded video streaming opportunities for several Olympic sports within the league with Fox Sports Net and FoxSports.com.

Big 12 Staff Directory

Commissioner.....	Kevin L. Weiberg
Senior Assoc. Commissioner/Chief Operating Officer.....	Dan Beebe
Associate Commissioner.....	Tim Allen
Associate Commissioner.....	Donnie Duncan
Associate Commissioner.....	Dru Hancock
Chief Financial Officer.....	Steve Pace
Assistant Commissioner.....	Lori Ebihara
Assistant Commissioner.....	John Underwood
Coordinator of Football Officials.....	Tim Millis
Coordinator of Men's Basketball Officials.....	Dale Kelley
Coordinator of Women's Basketball Officials.....	Becky Marshall
Director of Events.....	Brad Clements
Director of Marketing.....	Maark Keith
Director of Championships.....	Dayna Scherf
Assistant Director for Compliance.....	Mary Ellen Enigk
Assistant Director of Championships.....	Suraj Jagannathan
Coordinator of Student-Athlete Programs.....	Kathy James
Executive Assistant to the Commissioner.....	Melanie Ellis
Administrative Assistant.....	Valerie Rocha
Administrative Assistant.....	Regina Everett
Administrative Assistant.....	Tracy Hunt
Administrative Assistant.....	Michelle Peterson
Administrative Assistant.....	Monay Scholle

Media Relations Staff

Assistant Commissioner/Director.....	Bo Carter
Associate Director.....	Chris Theisen
Assistant Director.....	Joni James
Information Services Assistant.....	Carmen Murry
Intern.....	Bianca Gamez

2201 Stemmons Freeway, 28th Floor, Dallas, TX 75207
Phone: [214] 742-1212 Fax: [214] 753-0145
www.big12sports.com

OUTLOOK

PLAYERS

COACHES

STAFF

OPPONENTS

REVIEW

RECORDS

HISTORY

ID

History/Future of Big 12 Conference Venues

	Football	M/W Basketball	Baseball
1996-97	St. Louis	Kansas City	Oklahoma City
1997-98	San Antonio	Kansas City	Oklahoma City
1998-99	St. Louis	Kansas City	Oklahoma City
1999-00	San Antonio	Kansas City	Oklahoma City
2000-01	Kansas City	Kansas City	Oklahoma City
2001-02	Dallas (Irving)	Kansas City	Arlington, Texas
2002-03	Houston	Dallas	Oklahoma City
2003-04	Kansas City	Dallas	Arlington, Texas
2004-05	Kansas City	Kansas City	Oklahoma City

Conference Championship Teams

Nebraska's Big 12 Conference Championships

Since the Big 12 Conference began its inaugural athletic season in 1996, Nebraska has achieved substantial championship success. The Huskers have finished at the top of the league in nearly every sport, claiming 36 regular-season championships (25 percent) in seven years.

NU has won 15 conference championships in the past three years along with three Big 12 Tournament titles (two soccer, one baseball).

Men's Sports

Sport	League Titles (Years)	Tournament Titles (Years)*
Football	2 (1997, 1999)	N/A
Indoor Track	6 (1997, 1998, 2000, 2001, 2002, 2003)	N/A
Baseball	2 (2001, 2003)	3 (1999, 2000, 2001)
Outdoor Track	3 (1998, 1999, 2002)	N/A
Totals	13 (19%)	3

Women's Sports

Sport	League Titles (Years)	Tournament Titles (Years)
Volleyball	6 (1996, 1998, 1999, 2000, 2001, 2002)	N/A
Soccer	3 (1996, 1999, 2000)	5 (1996, 1998, 1999, 2000, 2002)
Gymnastics	6 (1997, 1998, 1999, 2001, 2002, 2003)	N/A
Indoor Track	3 (1997, 1999, 2001)	N/A
Swimming/Diving	2 (1997, 1998)	N/A
Outdoor Track	1 (2000)	N/A
Softball	2 (1998, 2001)	2 (1998, 2000)
Totals	23 (30%)	7

Nebraska Totals ...36 (25%)..... 10

* The Big 12 sponsors conference tournaments in baseball, men's and women's basketball, men's and women's golf, soccer, softball and men's and women's tennis. Overall, the Big 12 sponsors 10 men's sports and 11 women's sports.

2002-03 Big 12 Championship Teams

Men's Sports Champion

Football	Oklahoma
Cross Country	Colorado
Basketball	Kansas
Indoor Track	Nebraska
Wrestling	Oklahoma State
Swimming/Diving	Texas
Baseball	Nebraska
Golf	Texas
Outdoor Track	Texas
Tennis	Baylor

Women's Sports Champion

Cross Country	Colorado
Volleyball	Nebraska
Soccer	Texas A&M
Basketball	Texas
Gymnastics	Nebraska
Indoor Track	Texas
Swimming/Diving	Texas
Golf	Oklahoma State
Outdoor Track	Texas
Softball	Texas
Tennis	Texas A&M/Baylor



NCAA All-Around champion Richelle Simpson led the Nebraska women's gymnastics team to its third straight Big 12 crown in 2003 and a fourth-place finish at the NCAA Championships held in Lincoln, Neb. Simpson was the Big 12 Gymnast of the Year and also won a national title on the floor exercise.

Big 12 Conference Championships - All Teams - Men

Sport	BU	CU	ISU	KU	KSU	MU	NU	OU	OSU	UT	A&M	TT
Baseball	1	0	0	0	0	0	2	0	0	1	2	1
Basketball	0	0	2	4	0	0	0	0	0	1	0	0
Cross Country	0	7	0	0	0	0	0	0	0	0	0	0
Football	0	1	0	0	0	0	2	2	0	1	1	0
Golf	1	0	0	1	0	0	0	0	3	2	0	0
Indoor Track	0	0	0	0	0	0	6	0	0	1	0	0
Outdoor Track	0	0	0	0	0	0	3	0	0	3	1	0
Swimming	x	x	x	x	x	0	x	x	x	7	0	x
Tennis	3	0	x	x	x	x	0	0	0	3	1	0
Wrestling	x	x	0	x	x	0	0	2	4	x	x	x
Totals	5	8	2	5	0	0	13	4	7	19	5	1

x-denotes school does not sponsor that sport; co- and multi-championships included. Football divisional champions are 1996-North: Nebraska; South-Texas; 1997-North: Nebraska; South: Texas A&M; 1998-North: Kansas State; South: Texas A&M; 1999-North: Nebraska; South: Texas; 2000-North: Kansas State; South-Oklahoma; 2001-North: Colorado; South: Texas; 2002-North: Colorado; South: Oklahoma, Texas.

Big 12 Conference Championships - All Teams - Women

Sport	BU	CU	ISU	KU	KSU	MU	NU	OU	OSU	UT	A&M	TT
Basketball	0	0	1	1	0	0	0	3	0	1	0	3
Cross Country	0	6	0	0	1	0	0	0	0	0	0	0
Golf	0	0	0	0	0	0	0	1	4	1	1	0
Gymnastics	x	x	1	x	x	0	6	0	x	x	x	x
Indoor Track	0	0	0	0	0	0	3	0	0	4	0	0
Outdoor Track	0	0	0	0	2	0	1	0	0	4	0	0
Soccer	1	0	0	0	x	0	3	0	0	1	2	0
Softball	0	x	0	0	x	1	2	3	0	2	0	0
Swimming	x	x	0	0	x	0	2	x	x	5	0	x
Tennis	1	0	0	0	0	0	0	0	1	6	1	0
Volleyball	0	0	0	0	0	0	6	0	x	1	0	0
Totals	2	6	2	1	3	1	23	7	5	25	4	3

x-denotes school does not sponsor that sport; co- and multi-championships include women's basketball. 1999-00-Iowa State, Oklahoma, Texas Tech; women's tennis, 2001-Oklahoma State, Texas; 2003-Baylor, Texas A&M. Oklahoma won 1996 Big 12 softball title prior to academic year 1996-97 conference competition.

Cumulative Championships, Tournament Titles

	BU	CU	ISU	KU	KSU	MU	NU	OU	OSU	UT	A&M	TT
Reg. Season	7	14	4	6	3	1	36	11	12	44	9	4
Tournament	2	1	3	3	0	1	10	6	1	13	4	3
Totals	9	15	7	9	3	2	46	17	13	57	13	7

INTRODUCTION

OUTLOOK

PLAYERS

COACHES

STAFF

OPPONENTS

REVIEW

RECORDS

HISTORY

11

The Legend of the Cornhuskers

INTRODUCTION

Before 1900, Nebraska football teams were known by such names as the Old Gold Knights, Antelopes, Rattlesnake Boys and the Bugeaters. In its first two seasons (1890-91), Nebraska competed as the Old Gold Knights, but beginning in 1892, Nebraska adopted Scarlet and Cream as its colors and accepted the Bugeaters as its most popular nickname until the turn of the century. Named after the insect-devouring bull bats that hovered over the plains, the Bugeaters also found their prey in the Midwest, enjoying winning campaigns in every year of the 1890s until a disappointing season in 1899.

OUTLOOK

After its first losing season in a decade, it must have seemed only fitting that Nebraska move in a new direction, and Lincoln sportswriter Charles S. (Cy) Sherman, who was to gain national renown as the sports editor of the Lincoln Star and helped to originate the Associated Press poll, provided the nickname that has gained fame for more than a century. Sherman tired of referring to the Nebraska teams with such an unglamorous term as Bugeaters. Iowa had, from time to time, been called the Cornhuskers, and the name

PLAYERS



COACHES

STAFF

OPPONENTS

REVIEW

RECORDS

HISTORY

21

Herbie Husker, one of NU's two official mascots, originally debuted during NU's trip to the 1974 Cotton Bowl. In 2003, Herbie underwent a makeover to better represent the true Nebraska spirit.

Bowl press headquarters that caught the eye of former Husker SID Don Bryant. Later, Bryant contacted West for permission to use the cartoon, and West expressed a desire to refine his original cartoon and improve some of the character's features. As a result, West was commissioned to draw an original Cornhusker cartoon character that served as a mascot for all Husker athletic teams.

"Herbie" is the registered logo of the Cornhusker Athletic Department, which controls its use. West's concept of Nebraska football is appropriate—a burly, rugged and confident fellow who is proud of both the athletic and the agricultural traditions of the University of Nebraska.

In 2003, "Herbie" enjoyed a resurgence in the spotlight as he underwent a makeover, helping him better portray Nebraska's "image of strength and power," according to Athletic Director Steve Pederson. A new and improved "Herbie" was unveiled Aug. 30, 2003.

Along with Herbie, the athletic department unveiled Lil' Red, the Cornhuskers' contemporary mascot, in 1994. Lil' Red has been commonly seen on the sideline of all Nebraska athletic teams in recent years and remains NU's official mascot along with "Herbie."

Also in recent years, the University has used the Cornhuskers' football helmet superimposed on a script "Huskers" for a football logo, and seven years ago, NU unveiled a block N logo with a script "Huskers." Both are registered trademarks of the Athletic Department.

The newest addition to the athletic department's logo sheet is the Husker Nation mark. This stylized Husker design is currently only licensed for use by adidas, the team's official on-field apparel supplier. Adidas offers a full line

of Husker Nation apparel soon to be available at retailers across the nation. The scarlet and cream logo, created by the Nebraska Sports Information Office, celebrates the passionate support given by Husker fans since the school's first year in 1869.

Nebraska continues to make improvements and changes at the start of the new century, but it also takes great pride in its history. Quite fittingly, "Bugeaters" has also been registered for exclusive use by the University of Nebraska.

University of Nebraska Licensing

In 1981, the University of Nebraska began a licensing program to protect the use of its name and symbols and ensure that NU logos are properly identified and associated on products bearing the institution's marks. The licensing department has helped Nebraska become one of the nation's largest revenue-producing universities, and Husker products are licensed around the world. The licensing department, considered one of the most innovative in the United States, is committed to building cooperative relationships with licensees and developing markets for "Officially licensed products of the University of Nebraska."

Nebraska has joined a consortium of universities across the country to bring consistency in the marketplace for officially licensed collegiate products, protect the names and logos of universities and generate revenue to support scholarship programs and projects of those universities.

For more information on the Nebraska licensing program, contact NU Director of Corporate Sponsorships/Licensing Michael Stephens at: Nebraska Licensing Office, 1024 Avery Ave., P.O. Box 880243, Lincoln, NE 68588-0243 or (402) 472-9446.

Huskers Authentic

In 1997, the University of Nebraska athletic department added another dimension to its marketing strategy by expanding into retail sales with the creation of Huskers Authentic. The operation, which quickly became the No. 1 collegiate concept store in America, was put under new management in 2003.

CMS (Collegiate Marketing Services) was awarded the five-year contract that began in July, and will supervise and manage the on-campus Huskers Authentic store, along with Internet, catalog and stadium sales. Authentic Husker products can be purchased at Huskers Authentic on game day or during regular business hours, by calling 1-800-965-8674 or on-line at Huskers.com.

Look for the Label


How do you tell if merchandise seen in stores or on the street is authorized by the University of Nebraska? Just look for the "Officially Licensed Collegiate Products" label. If the label is not there, the merchandise is not licensed through the University of Nebraska. For further licensing information, please contact:

The Collegiate Licensing Company
320 Interstate North Suite 102
Atlanta, GA 30339
(404) 956-0520



OUTLOOK

ANDREW DREVO



03-04 **NEBRASKA**
BASKETBALL

2003-04 Husker Schedule

	<u>Day</u>	<u>Date</u>	<u>Opponent</u>	<u>Site</u>	<u>Time</u>	<u>TV</u>
INTRODUCTION	Mon.	Nov. 10	Alaska-Fairbanks (Exh.)	Devaney Center	7:05 p.m.	
	Fri.	Nov. 14	Athletes in Action (Exh.)	Devaney Center	7:05 p.m.	
	Sat.	Nov. 22	Fairleigh Dickinson	Devaney Center	7:05 p.m.	
	Sat.	Nov. 29	Eastern Michigan	Devaney Center	7:05 p.m.	
	Wed.	Dec. 3	Arizona State	Devaney Center	7:05 p.m.	
OUTLOOK	Sat.	Dec. 6	South Florida	Devaney Center	2:05 p.m.	
	Mon.	Dec. 8	Delaware State	Devaney Center	7:05 p.m.	
	Wed.	Dec. 10	at Creighton	Omaha, Neb.	7:05 p.m.	
	Sat.	Dec. 13	Tennessee	Devaney Center	2:05 p.m.	
	Sat.	Dec. 20	Bethune-Cookman	Devaney Center	7:05 p.m.	
PLAYERS	Mon.	Dec. 22	Lipscomb	Devaney Center	7:05 p.m.	
	Mon.	Dec. 29	at Minnesota	Minneapolis, Minn.	7 p.m.	
	Tues.	Jan. 6	St. Francis (Pa.)	Devaney Center	7:05 p.m.	
	Sat.	Jan. 10	at Iowa State*	Ames, Iowa	7 p.m.	
	Wed.	Jan. 14	Colorado*	Devaney Center	7:05 p.m.	
COACHES	Sat.	Jan. 17	at Texas*	Austin, Texas	12:30 p.m.	ERT
	Wed.	Jan. 21	Baylor*	Devaney Center	7:05 p.m.	
	Sat.	Jan. 24	at Missouri*	Columbia, Mo.	5 p.m.	
	Sun.	Feb. 1	Oklahoma*	Devaney Center	Noon	ERT
	Wed.	Feb. 4	at Kansas State*	Manhattan, Kan.	7 p.m.	
STAFF	Sat.	Feb. 7	Missouri*	Devaney Center	12:30 p.m.	ERT
	Wed.	Feb. 11	at Texas A&M*	College Station, Texas	7 p.m.	
	Sun.	Feb. 15	Kansas*	Devaney Center	12:30 p.m.	ABC
	Wed.	Feb. 18	Kansas State*	Devaney Center	7:05 p.m.	
	Sat.	Feb. 21	at Oklahoma State*	Stillwater, Okla.	7 p.m.	
OPPONENTS	Tues.	Feb. 24	Texas Tech*	Devaney Center	7:05 p.m.	
	Sat.	Feb. 28	Iowa State*	Devaney Center	7:05 p.m.	
	Wed.	March 3	at Kansas*	Lawrence, Kan.	6:30 p.m.	
	Sat.	March 6	at Colorado*	Boulder, Colo.	3 p.m.	ERT
	Thurs.-					
Sun.	March 11-14	at Big 12 Tournament	Dallas, Texas	TBA	ERT	

Times Central Standard and subject to change. Home games in bold. * - Big 12 Conference game. ERT - ESPN Regional Television

Schedule Notes

• The Nebraska men's basketball team will have a tough schedule again in 2003-04. The Huskers, who return 11 letterwinners and four starters, face a slate of teams that posted a 407-280 record last year, including 12 that reached postseason play.

• Eight of Nebraska's opponents this year advanced to the 2003 NCAA Tournament while four teams reached the 2003 postseason NIT. Big 12 foes Kansas and Texas advanced to the NCAA Final Four, while Oklahoma moved into the Elite Eight, Missouri reached the Sweet 16 and Oklahoma State advanced to the second round. In the NIT, Texas Tech and Minnesota each reached Madison Square Garden for the NIT's version of the final four, with the Red Raiders defeating the Golden Gophers in the third-place game. Iowa State also advanced to the second round of the NIT.

• Nebraska has been a consistent winner at home in the Bob Devaney Sports Center since the building opened in 1976. NU has earned a 317-100 record (.760) at the BDSC, including victories over 21 ranked opponents in the building's history.

• NU begins its eighth season in the Big 12 Conference in 2003-04. Nebraska has a 107-109 overall record since the start of Big 12 play, including a 47-65 mark against league foes. Nebraska has defeated eight ranked league opponents since the start of Big 12 play, but has not been ranked in the top 25 since joining the Big 12. The league has sent two teams to the NCAA Final Four in each of the past two years, with Big 12 teams producing a 500-299 record during that time.

• The Huskers' non-league slate is normally set to help Nebraska get ready for the Big 12 season, and this year will be no different. Nebraska plays teams from some of the top leagues in the nation in non-conference play, including teams from the Big Ten, Pac-10, Southeastern and Missouri Valley conferences, and Conference USA.

• The most demanding portion of the non-conference schedule is a five-game stretch in 11 days (Dec. 3 to Dec. 13), when the Huskers will face teams that accumulated a 96-55 record last year. NU will have a home-court advantage in four

of the games, with its first road test coming in the middle of the stretch when Nebraska travels to Omaha to face Creighton on Dec. 10. NU's only other road game during non-league play comes on Dec. 29, when NU takes on Minnesota.

• This season, Nebraska will take on five teams that it has never faced, including Fairleigh Dickinson, Eastern Michigan, Tennessee, Bethune-Cookman and St. Francis (Pa.). The Huskers own a 31-25 mark against teams from those four leagues combined. Fairleigh Dickinson and St. Francis (Pa.) play in the Northeastern Conference (NEC), while Eastern Michigan is a member of the Mid-American Conference (MAC). Tennessee plays in the Southeastern Conference (SEC) and Bethune-Cookman is a member of the Mid-Eastern Athletic Conference (MEAC).

• Nebraska's schedule could again produce a top 60 schedule RPI, one of the determining factors in selection to postseason tournaments. NU has ranked among the top 60 teams in the strength of schedule rankings in each of Coach Barry Collier's first three seasons at Nebraska.

2003-04 Husker Roster

Numerical Roster

No.	Name	Pos.	Ht.	Wt.	Yr.	Hometown (Previous School)
1	Jason Dourisseau [^]	G	6-5	195	So.	Omaha, Neb. (Burke)
3	Charles Richardson Jr.	G	5-8	155	Fr.	Maywood, Ill. (Proviso East)
4	Nate Johnson [^]	G	6-1	195	Sr.	Kansas City, Kan. (Penn Valley CC)
5	Shuan Stegall	G/F	6-6	215	Fr.	Stone Mountain, Ga. (Redan)
10	Marcus Neal Jr.	G	6-0	175	Jr.	Annapolis, Md. (Polk CC)
11	Wes Wilkinson [^]	F	6-9	205	So.	Grand Island, Neb. (Grand Island)
12	Jake Muhleisen ^{^^}	G	6-4	200	Jr.	Lincoln, Neb. (Southeast)
15	Bronsen Schliep [^]	F	6-7	205	So.	Fairfield, Neb. (Sandy Creek)
20	Brian Conklin ^{^^}	F	6-11	230	Sr.	Hubbard, Ohio (Hubbard)
21	Corey Simms ^{^^}	G	6-5	205	Jr.	St. Louis, Mo. (Normandy)
23	James Reynolds	G	6-2	180	Fr.	Los Angeles, Calif. (Crenshaw)
25	Adam Bohac ^{^^^}	G	6-1	180	Sr.	Kimball, Neb. (Kimball)
31	Bob Kempf	C	6-10	220	Fr.	Shickley, Neb. (Shickley)
44	John Turek ^{^^}	F	6-9	240	Jr.	Council Bluffs, Iowa (Abraham Lincoln)
45	Tony Wilbrand [^]	C	6-10	250	So.	Alliance, Neb. (Alliance)
50	Andrew Drevo [^]	F	6-8	250	Sr.	Lincoln, Neb. (Morningside College)

[^]Letters earned

Head Coach: Barry Collier (Butler University, 1976), 38-50 in three seasons at Nebraska, 234-182 in 14 seasons as head coach
 Assistant Coaches: Reggie Rankin (Ohio University, 1989), Doug Novsek (Southern Illinois, 1987), Scott Spinelli (Boston University, 1989)

Alphabetical Roster

No.	Name	Pos.	Ht.	Wt.	Yr.	Hometown (Previous School)
25	Adam Bohac ^{^^^}	G	6-1	180	Sr.	Kimball, Neb. (Kimball)
20	Brian Conklin ^{^^^}	F	6-11	230	Sr.	Hubbard, Ohio (Hubbard)
1	Jason Dourisseau [^]	G	6-5	195	So.	Omaha, Neb. (Burke)
50	Andrew Drevo [^]	F	6-8	250	Sr.	Lincoln, Neb. (Morningside College)
4	Nate Johnson [^]	G	6-1	195	Sr.	Kansas City, Kan. (Penn Valley CC)
31	Bob Kempf	C	6-10	220	Fr.	Shickley, Neb. (Shickley)
12	Jake Muhleisen ^{^^}	G	6-4	200	Jr.	Lincoln, Neb. (Southeast)
10	Marcus Neal Jr.	G	6-0	175	Jr.	Annapolis, Md. (Polk CC)
23	James Reynolds	G	6-2	180	Fr.	Los Angeles, Calif. (Crenshaw)
3	Charles Richardson Jr.	G	5-8	155	Fr.	Maywood, Ill. (Proviso East)
15	Bronsen Schliep [^]	F	6-7	205	So.	Fairfield, Neb. (Sandy Creek)
21	Corey Simms ^{^^}	G	6-5	205	Jr.	St. Louis, Mo. (Normandy)
5	Shuan Stegall	G/F	6-6	215	Fr.	Stone Mountain, Ga. (Redan)
44	John Turek ^{^^}	F	6-9	240	Jr.	Council Bluffs, Iowa (Abraham Lincoln)
45	Tony Wilbrand [^]	C	6-10	250	So.	Alliance, Neb. (Alliance)
11	Wes Wilkinson [^]	F	6-9	205	So.	Grand Island, Neb. (Grand Island)

[^]Letters earned

Pronunciation Key

Barry Collier – Call-yer
 Adam Bohac – BO-hach
 Jason Dourisseau – Dah-ROO-so
 Andrew Drevo – DREE-voe
 Jake Muhleisen – MULE-high-sen
 Bronsen Schliep – Shleep
 Shuan Stegall – Shawn STEE-gul
 John Turek – TUR-eck

Huskers by Class

Seniors (4)
 Adam Bohac
 Brian Conklin
 Andrew Drevo
 Nate Johnson

Juniors (4)
 Marcus Neal Jr.
 Jake Muhleisen
 Corey Simms
 John Turek

Sophomores (4)
 Jason Dourisseau
 Bronsen Schliep
 Tony Wilbrand
 Wes Wilkinson

Freshmen (4)
 Bob Kempf
 James Reynolds
 Charles Richardson Jr.
 Shuan Stegall

Huskers by State

California (1)
 James Reynolds

Georgia (1)
 Shuan Stegall

Illinois (1)
 Charles Richardson Jr.

Iowa (1)
 John Turek

Kansas (1)
 Nate Johnson

Maryland (1)
 Marcus Neal Jr.

Missouri (1)
 Corey Simms

Nebraska (8)
 Adam Bohac
 Jason Dourisseau
 Andrew Drevo
 Bob Kempf
 Jake Muhleisen
 Bronsen Schliep
 Tony Wilbrand
 Wes Wilkinson

Ohio (1)
 Brian Conklin

Huskers by Major

Business (3)
 Andrew Drevo (Administration)
 John Turek (Marketing)
 Bronsen Schliep (Administration)

Communication Studies (1)
 Jason Dourisseau

Computer Science (1)
 Tony Wilbrand

Education (2)
 Brian Conklin (Secondary Ed.)
 Charles Richardson Jr.

Economics (1)
 James Reynolds

Finance (2)
 Adam Bohac
 Jake Muhleisen

Sociology (3)
 Nate Johnson
 Marcus Neal Jr.
 Corey Simms

Undeclared (3)
 Bob Kempf
 Shuan Stegall
 Wes Wilkinson

INTRODUCTION

OUTLOOK

PLAYERS

COACHES

STAFF

OPPONENTS

REVIEW

RECORDS

HISTORY

2003-04 Season Outlook

INTRODUCTION

OUTLOOK

PLAYERS

COACHES

STAFF

OPPONENTS

REVIEW

RECORDS

HISTORY

16

We will.

Two simple words, six letters. That's the attitude the Nebraska men's basketball team takes into the 2003-04 season as it looks to make a step forward under fourth-year head coach Barry Collier.

Entering the new campaign, the Huskers believe in the power behind those two little words, and know that belief, along with hard work, team unity and the guidance provided by Collier and his energetic staff, can make this season a successful one.

"We have a lot of enthusiasm and are optimistic about this season," Collier said. "We like the makeup of this team, but everyone will have to stay focused and continue to show a strong work ethic, which we expect every year."

Focus, work ethic and a winning attitude are valuable commodities, but the Huskers have more than that on their side this season. They also have greater experience, more depth and players with a better knowledge of the game.

"I think we have excellent balance and depth in different spots," Collier said. "We're focused on working hard every day, because what you can do today may affect tomorrow or your next game."

The Huskers return 11 letterwinners from last year while adding five newcomers into the mix. Five Huskers return after playing prominent roles in the starting lineup last season.

Nebraska's depth will create significant competition at every spot on the floor, which could go a long way toward helping the Huskers reach their goals this season.

"Obviously when you have competition, you are going to have the cream rise to the top," Collier said. "The most competitive, most successful and most productive players and most productive groups, are the ones that are going to play."

"When you have other people who are clawing to get in that group, then it pushes everybody and they keep each other going. That's something that we haven't had as much of (in past years) as we do this year, and I think it's really going to benefit us. But it still has to be done on the floor, so that's what we're starting with."

A quick look at the statistics also shows the Huskers have what it takes to get it done on the floor this year.

Nebraska returns nearly 90 percent of its scoring from last season, along with more than 90 percent of its three-pointers and almost 80 percent of its assists and rebounds.

The Huskers also return all but one player from the core that helped NU rank as one of the top defensive teams in the Big 12 Conference last season. Nebraska allowed opponents to hit just 40.8 percent from the floor, the third-best field-goal percentage defense by the Huskers in nearly 40 years, and held foes to a school-record 30.2 percent from outside the arc, the best three-point field-goal percentage defense in the conference.

That experience on both ends of the court has helped energize the Huskers for 2003-04 while giving them a renewed sense of optimism.

"Our experience level is improved because we have a junior and senior class with six players who have previous starting experience," Collier said. "And obviously, with repetition being the mother of teaching, those guys have been through the Big 12 previously and have a greater understanding of what it takes to succeed."

Bringing It Up

Competition will be the key word when talking about the Husker backcourt and the multiple lineups that could be seen in 2003-04. One of the most intriguing story lines surrounding Nebraska this season will come in the backcourt as finding the right combination to put on the floor will be a tough but



Junior guard Jake Muhleisen is the Huskers' top returning career scorer with 492 points in less than two seasons.

welcome challenge for the Husker coaching staff.

"We have some experience, and we have good players at each position," Collier said. "Because of our depth, no one will start out locked into a position. That can be a good thing as they will be challenged to rise to the occasion."

Senior Nate Johnson is one Husker ready to greet that challenge head on. Johnson returns primed for a tremendous final campaign after a solid off-season in the weight room, where Collier said Johnson was, "pound for pound our strongest player."

The 6-1, 195-pound Kansas City, Kan., native showed strength and quickness while attacking opposing defenses last year. Johnson finished his first season with the Huskers ranked second on the team and 21st in the Big 12 Conference with a 13.3 points-per-game scoring average. Johnson's scoring prowess helped him rank second in Nebraska history in scoring average for a first-year transfer.

Defensively, Johnson was second on the team with 30 steals (1.1 spg), including 22 in league play where he ranked 14th. He added 3.8 rebounds per game and is one of three returning guards to average better than 3.5 boards last season.

A 2003 honorable-mention All-Big 12 selection, Johnson has the ability to create



After averaging 13.3 points per game in 2002-03, senior guard Nate Johnson looks to provide even more offensive power for the Huskers this season.

scoring opportunities and convert. He hit 40.6 percent from the field last season while leading the team in free throws (83), free throw attempts (114) and free throw percentage (72.8).

This season, Johnson looks to improve those numbers while also adding a more consistent effort from behind the three-point arc. Johnson will be aided in that effort by concentrating at shooting guard, instead of splitting time between positions. Last year, injuries to Nebraska's starting and backup point guards forced Johnson into that role, one he had never assumed before at any level. For his part, Johnson responded well, collecting 63 assists (2.3 apg) to rank second on the team.

Johnson's creativity in the lane will be brought back into full swing as Nebraska has a solid group of point guards to get him the ball.

Junior Jake Muhleisen heads the list of experienced ball-handlers able to get the Huskers into the right positions on the floor. Muhleisen gives

Nebraska a significant boost in the backcourt, as he is also a capable scorer who could move to shooting guard or out to the wing if one of Nebraska's newcomers steps up at the point.

Muhleisen's return is somewhat amazing after suffering a serious injury in the first game of the conference slate, which prompted Johnson's move to the point. At Kansas, Muhleisen fell hard to the floor after a collision while driving the baseline. The resulting injury was a fractured hip socket, which did not require surgery, but sidelined him for two months on crutches.

During the off-season, Muhleisen underwent a vigorous rehabilitation process and is back to 100 percent health. During that time, Muhleisen added 10 pounds to his frame and added strength which will help him endure the battles of a long season.

Underrated by many in his first two seasons, the 6-4, 200-pounder is capable of a breakout year in 2003-04.

The Lincoln native is an intelligent player with great court vision, as demonstrated by his 152 assists against just 89 turnovers in 42 career games (3.6 apg).

Fundamentally sound in all facets of the game, Muhleisen is the only Husker to average double-figure points over the past two years, picking up 11.7 points per game for his career. Despite missing 16 games last season, Muhleisen is the Huskers' top returning career scorer with 492 points.

Muhleisen also possesses the intangibles that coaches love. A student of the game, Muhleisen is a natural leader who is in his second year as the Huskers' captain.

"Jake has worked hard to overcome his injury and has done a great job," Collier said. "His role is as our team leader and showing others what needs to be done to provide a positive outcome for our team."

While Muhleisen is the incumbent at the point, the Huskers also have a pair of newcomers who look to make an impact this season. The arrival of Marcus Neal Jr. and Charles Richardson Jr. could allow Muhleisen to see extended time on the wing, giving Nebraska a more powerful offensive lineup.

Neal joins the Huskers from Polk (Fla.) Community College where he was an honorable-mention All-American last season after averaging 20.2 points, 5.4 assists and 3.9 rebounds per game. At 6-0,

175 pounds, Neal has good athletic ability and possesses a creative and offensive mindset that will provide an advantage for the Huskers. His winning attitude will also be welcomed by the Huskers after he led Polk to a 23-9 record in 2002-03 and its first conference title in seven seasons.

Neal can change the complexion of a game with his offensive abilities, which helped him set the career scoring record at Polk CC by averaging 18.9 points per game (1,189 total) over two seasons. Neal's scoring and ball-handling talent led him to be ranked among the top 60 junior college players in the nation by at least two media services last season.

Along with Neal, Richardson will compete for playing time at the point, but brings a somewhat different style to the court. A true freshman, Richardson looks to pass first and score second, although he is a solid shooter who averaged 15 points per game last season. Richardson added eight assists and six steals per game while helping his high school team to a 25-4 record and regular-season top 25 national ranking.

At 5-8, 155 pounds, Richardson lacks size, but he more than makes up for it in speed, agility and play-making skills. Regarded as one of the top defensive guards in the Chicago prep ranks last year, Richardson has the ability to cause turnovers and get the offense moving up the floor quickly, creating advantages the Huskers will be quick to take charge of this season.

Another benefactor of better play at the point will be junior guard Corey Simms, who was one Nebraska's most improved players last season. Simms progressed so much between his freshman and sophomore campaigns that he earned a spot in the starting lineup in the third game last season and remained there for 25 of the Huskers' final 26 contests.

Much of Simms' success came from his defensive ability. He was selected the Huskers' top defensive player at the end of last season, after continually shadowing the opponent's top wing player. Simms also gave Nebraska a rebounding advantage from the backcourt by pulling down 4.9 boards per game to help NU improve its rebounding average by nearly three

What NU Has Returning . . .

Lettermen	11
Starters [^]	4
Games Started	133
Career Games Started	202
Minutes Played	5,275 (87.1)
Points*	1,709 (89.9 %)
Average Points Per Game*	56.5
Field Goals*	624 (90.9 %)
Field Goal Attempts*	1,550 (89.9 %)
3-pointers*	126 (90.7 %)
3-pointers Attempted*	458 (90.9 %)
Free Throws Made*	335 (86.1 %)
Free Throws Attempted*	526 (87.8 %)
Rebounds*	901 (78.8 %)
Assists*	266 (79.4 %)
Blocks*	95 (98.9 %)
Steals*	136 (72.3 %)

[^]based on starting at least 50 percent of 2002-03 team games

* based on 2002-03 stats and percentage of team totals



Forward Andrew Drevo returns for his senior season after gaining a team-high 13.9 points and 7.3 rebounds per game last year.

rebounds per game over the previous season.

The Huskers will count on Simms finding the same type of improvement in his offensive game this year. Last season, the 6-5, 205-pounder averaged 7.4 points per game, nearly doubling his freshman total. His ability to drain the open shot helped him hit 46.1 percent from the floor, second only to Muhleisen's 46.9 percent in 15 fewer games.

Using Simms' success as a model, the Huskers are excited about the prospect of sophomore Jason Dourisseau duplicating that dramatic improvement between his rookie season to this year.

The 6-5, 195-pound Dourisseau showed flashes of outstanding offensive play last year while adjusting to the college game. The Omaha, Neb., native averaged 4.9 points and 17.4 minutes per game while playing on the wing, easily the best numbers by an NU freshman last season. Dourisseau also provides Nebraska with another long-distance option, as he was fourth on the team last year with 16 three-pointers.

While Dourisseau and Simms look to work into the rotation on the wing, Nebraska's other returnee in the backcourt hopes to see the most playing time of his career at the point.

Senior Adam Bohac gives Nebraska a different look running the offense. One of only two Huskers to letter in each of the past three seasons, the 6-1, 180-pound Bohac played in 13 games last season, which nearly equaled his first two year's total. Bohac's value in practice is immeasurable, as he plays a physical game while

providing a positive work ethic and leadership.

Looking to take advantage of the experience of the veterans will be another true freshman guard, James Reynolds. After signing with the Huskers in late July 2003, Reynolds will be asked to provide offensive power at shooting guard this season, and he has the credentials to do just that.

As a senior last season at Los Angeles' Crenshaw High School, Reynolds, a 6-2, 180-pounder, averaged 18.5 points while helping the team to a 20-6 record. The team's best long-distance shooter, Reynolds' range extends past the three-point line, while his athleticism helps him create his own shot.

With the depth the Huskers have accumulated in the backcourt this season, the challenge for the coaching staff will be in utilizing all the parts to make the most effective offensive force possible.

"You have changes every year based on the personnel on your team," Collier said. "The key is allowing them to play differently, and utilizing the personnel you have on the floor at any given time."

In the Paint

While Nebraska's lineup will likely contain three guards most of the time, the Huskers also have a capable group of frontcourt players who could change the outcome of more than a few games this season.

Nebraska's returning letterwinners up front includes two players who accounted for nearly half of Nebraska's rebounds and more than 75 percent of its blocked shots in 2002-03. NU's size in the frontcourt could also play a role in the Huskers' success this season, as seven players are listed 6-8 or taller.

"We have some size and depth up front that could be a factor this season," Collier said. "And while we have a little experience at those positions, there are still things we need to improve on. We need the frontcourt players to provide consistent defense, rebounding and scoring. And we need the team as a whole to become more focused at the free throw line and convert at a higher percentage."

That focus can already be seen in senior forward Andrew Drevo. An honorable-mention All-Big 12 and All-Newcomer Team selection in his first year with the Huskers in 2002-03, Drevo returns in the best shape of his career after shedding 20 pounds in the off-season while working on all facets of his game.

Drevo offers a different dimension to the frontcourt. He provides opposing coaches nightmares in finding a way to

Returning Statistical Leaders

Scoring..... Andrew Drevo - 13.9 ppg
..... Nate Johnson - 13.3 ppg
..... *Jake Muhleisen - 11.7 ppg

Rebounding..... Andrew Drevo - 7.2 rpg
..... John Turek - 6.6 rpg

Assists..... Nate Johnson - 2.3 apg
..... *Jake Muhleisen - 3.4 apg

Steals..... Nate Johnson - 1.2 spg
..... Corey Simms - 0.8 spg
..... John Turek - 0.8 spg

Blocked Shots..... John Turek - 1.7 bpg
..... Andrew Drevo - 0.7 bpg

FG Percentage
..... Corey Simms - 46.1 percent (77-167)
..... *Jake Muhleisen - 46.9 percent (61-130)

FT Percentage
..... Nate Johnson - 72.8 percent (83-114)

3Pt. FG Percentage
..... Andrew Drevo - 32.2 percent (48-149)

*played just 14 games before suffering season-ending injury

match up with him, as Drevo is capable of working down low with his back to the basket or stepping outside the arc and draining three-pointers. While he does not give away open shots, Drevo has also shown solid ability to get the ball to his teammates in a position where they can be most effective.

The 6-8, 250-pounder returns after posting the best scoring average ever for a first-year transfer at Nebraska last season. Drevo averaged a team-high 13.9 points per game, which accounted for more than 20 percent of NU's scoring last year. Drevo's long-range touch helped him hit a team-high 48 three-pointers while nailing 41.1 percent of his attempts from the field. He was even better in the final week of the regular season, as he was named the Big 12 Newcomer of the Week after averaging 21.5 points per game in road contests at Oklahoma and Colorado.

On the glass, Drevo led the team and ranked 10th in the conference with 7.3 rebounds per game, including seven double-figure rebounding efforts. Drevo turned those efforts into double-doubles in a team-high six contests.

Drevo's success on the defensive end was not limited to rebounding. He added 19 blocks on the season to rank second on the squad, and was fifth with 21 steals.

When defenses focus on stopping Drevo, NU has another frontcourt option in junior forward John Turek.

Turek made great strides offensively last season when freed up because of Drevo's presence on the floor. Turek looks to take it to the next level this year after averaging 7.8 points per game as a sophomore, which was good enough for fourth on the team.

The 6-9, 240-pound Turek also poses an impressive figure on the boards, where he

Junior forward John Turek returns as one of the conference's top shot blockers after recording 91 blocks over the past two seasons.



Senior forward Brian Conklin is one of the most accurate three-point shooters in Nebraska history.



grabbed 197 rebounds (6.6 rpg) in 2002-03, up from a Nebraska freshman-record 152 in his rookie campaign. His ability to get his nose to the ball helped him record seven double-figure rebounding efforts last year, including a team season high 16 boards on two occasions.

When he is not bringing the ball down off the glass, look for Turek to swat it away from opposing teams. He already ranks sixth on the NU blocked shot chart with 91 blocks over the past two seasons, including a team-high 52 last season when he ranked sixth in the conference (1.7 bpg).

The one player who could benefit the most this season when opponents key on Drevo and Turek is senior forward Brian Conklin.

With a renewed willingness to take the shot, Conklin could return to the form that helped him hit an NU sophomore record 65 three-pointers two years ago. Despite being limited from outside the arc last season, he is still one of the top long-range shooters in Nebraska history, ranking fifth on the school chart after hitting 38.1 percent from outside the arc over the past three years.

Nebraska's depth and experience in the frontcourt will be greater than the past two seasons. Providing some of that depth will be returning sophomores Tony Wilbrand, Wes Wilkinson and Bronsen Schliep.

Roaming the paint down low, Wilbrand's work ethic helped him earn more playing time as last season wore on, seeing action in 21 games, the most of any Husker who did not make a start. Wilbrand uses his 6-10, 250-pound frame well and can help Nebraska on the glass, where eight of his 13 rebounds last season came on the offensive end.

Wilkinson was one of the most heralded prep players in the state during his senior year at Grand Island High School. While he still looks to make adjustments to play at the collegiate

level, the 6-9, 205-pounder gained tremendous experience last year, as he was one of just four players to see action in all 30 contests, including three starts. He will provide Nebraska more positive minutes in the post this season, and is versatile enough to move out on the wing, where he has worked to improve his mid-range and three-point shooting.

Also working hard for time at the three and four spots, the 6-7, 215-pound Schliep looks to continue his solid progress from last year, when he was named the team's most improved player. A smart and athletic player, Schliep earned the team's Lifter of the Year Award, and provides speed and size on the wing.

Nebraska will have another guard/forward working into the mix in 6-6, 215-pound freshman Shuan Stegall. One of the top players in the state of Georgia as a prep last year, Stegall has the potential to provide solid minutes in his rookie season. Stegall gives Nebraska another athletic scorer and rebounder while showcasing a physical presence on the wing.

Standing in at 6-10, 220 pounds, freshman Bob Kempf also brings a physical game to the court. The lone walk-on this season, the Shickley, Neb., native utilizes his height to his advantage on both ends of the court and has a chance to provide solid minutes at center this season.

Husker Notes

●The Huskers look to extend their streak of ranking among the top 60 in strength of schedule to four straight years in 2003-04. Last year, the Huskers ranked No. 42 (RPI of 132), as they faced nine ranked opponents in 2002-03, including seven ranked conference teams during the regular season. Ten NU opponents went on to postseason play, with two reaching the Final Four of the NCAA Tournament and two others playing in the NIT Final Four.

●For the second straight year, the Nebraska coaching staff will include a newcomer on the bench. Scott Spinelli was hired in June to take over an open assistant coaching position, and brings a wealth of coaching experience from the prep level to college and professional basketball. Spinelli is considered one of the top young recruiters in the country and was named to Collegelinsider.com's list of the top 10 assistant coaches nationally in 2002.

●After an electrifying first season with the Huskers, senior forward Andrew Drevo looks to continue his successful run in 2003-04. The Lincoln native came in under the radar last year in his first season on the court for NU

after redshirting in 2001-02 per NCAA transfer rules. Drevo then led the Huskers in scoring (13.9 ppg), rebounding (7.3 rpg) and three-pointers (48) to earn team MVP honors last year. Drevo paced the squad with 21 double-figure scoring games and six double-doubles while adding seven double-figure rebounding efforts. Drevo's success came as a walk-on after transferring from Division II Morningside (Iowa) College, but he is on scholarship this season.

●Junior forward John Turek returns for his third year in the lineup after leading the team in blocked shots each of the past two seasons. Turek could become just the fourth player to lead Nebraska in blocked shots for three straight seasons, and only one Husker has ever had at least a share of the team lead for four consecutive years. Turek ranks sixth in the NU record book for career blocks with 91, making him only the second sophomore in NU history to have at least 90 blocks.

●Senior forward Brian Conklin hopes to make his final campaign in Lincoln a memorable one. Conklin looks to move up the Husker career three-pointers list, where he already ranks seventh all-time at NU. After hitting a career-high 65 treys in 2001-02, he enters this season with 110 career three-pointers.

●While Nebraska looks for improvements this season on the court, there is little room for improvement for the Huskers in the classroom. NU players owned a combined 3.02 cumulative grade-point average through the spring 2003 semester. Forward John Turek and center Tony Wilbrand were academic All-Big 12 first and second team picks, respectively, following last season, while six Huskers have combined for 23 Big 12 Commissioner's Honor Roll certificates.



Guard Corey Simms returns for his junior campaign as one of the team's top defenders.

INTRODUCTION

OUTLOOK

PLAYERS

COACHES

STAFF

OPPONENTS

REVIEW

RECORDS

HISTORY



THE **BARRY COLLIER SHOW**

Join Head Coach Barry Collier and host Larry Puntenev for your inside look at the Nebraska men's basketball team.

STATION	COVERAGE AREA	DAY	TIME
WOWT	Omaha	Sun.	11:05 p.m.
KOLN/KGIN	Lincoln/Grand Island	Sun.	10:35 p.m.
KSTF	Scottsbluff	Tues.	6:30 p.m.
KNOP/KIIT	North Platte	Sun.	11 p.m.
Cox Communications	Central Okla.	Wed.	5 p.m.
Metro Sports	Kansas City	Sat.	12:30 p.m.
Lakes TV	Northwest Iowa	Wed.	11 p.m.
Cable One	Sioux City, Iowa	Wed.	8 p.m.

AVAILABLE ON-LINE AT HUSKERS.COM



PLAYERS

JOHN TUREK



03-04
NEBRASKA
BASKETBALL



Adam Bohac 25

Senior • Guard • 6-1 • 180 • Kimball, Neb. (Kimball)

Honors

- Fall Big 12 Commissioner's Honor Roll (2001, 2002)
- Spring Big 12 Commissioner's Honor Roll (2001, 2003)
- Nebraska's Outstanding Attitude Award as voted by teammates (2003)

Outlook

Point guard Adam Bohac returns for his senior season with the Huskers. One of the toughest players on the court at any time, Bohac is one of just two current Huskers to letter each of the past three seasons. His playing time has increased each season throughout his career and he looks to continue that trend in 2003-04.

Bohac provides a different look to the backcourt, as he brings more strength and tenacity to the point. The Kimball, Neb., native is one of the strongest players on the team. Bohac is one of the top Huskers in the classroom as well as the weight room. He has been selected to the conference commissioner's honor roll four times during his career.

During the postseason team banquet, Bohac was awarded the Outstanding Attitude Award, as voted on by his teammates. The award goes to the Husker who demonstrates the most outstanding work ethic and attitude on the team during the campaign as well as in the off-season.

2002-03 (Junior)

Bohac saw more playing time as a junior while continuing to direct the scout team during practices. On the year, he averaged 0.2 points and 0.5 rebounds per game. He set a career high with two rebounds on two occasions and finished with seven on the year, after entering the season with just one career rebound.

Bohac earned time in seven league contests, after seeing action in just six Big 12 games in his first two seasons. Bohac scored his first career point on a free throw at Kansas State when he tied his career high with two rebounds and recorded his only steal of the season. He came back to add his first career basket against nationally ranked Oklahoma on the road.

Off the court, Bohac was named to the Big 12 Commissioner's Fall and Spring Honor Rolls.

2001-02 (Sophomore)

Bohac saw action in 10 games, helping the Huskers to a 6-4 record in those contests. He gained a total of 16 minutes on the court. Bohac grabbed his first career rebound vs. Western Illinois, and had one assist against UT-San Antonio. Bohac added another assist against Oklahoma.

In the classroom, he was named to the Big 12 Commissioner's Fall Honor Roll.



Career Statistics

vs. All Opponents

Year	MP	G-GS	FG-FGA	Pct.	3FG-3FGA	Pct.	FT-FTA	Pct.	Rebounds		F	A	TO	B	S	TP-Avg.
									O-D	Tot.-Avg.						
2000-01	8	5-0	0-1	.000	0-1	.000	0-0	.000	0-0	0-0.0	0	0	1	0	1	0-0.0
2001-02	16	10-0	0-2	.000	0-1	.000	0-0	.000	0-1	1-0.1	2	2	1	0	0	0-0.0
2002-03	30	13-0	1-4	.250	0-1	.000	1-2	.500	0-7	7-0.5	1	2	3	0	1	3-0.2
Totals	54	28-0	1-7	.143	0-3	.000	1-2	.500	0-8	8-0.3	3	4	5	0	2	3-0.1

vs. Big 12

Year	MP	G-GS	FG-FGA	Pct.	3FG-3FGA	Pct.	FT-FTA	Pct.	Rebounds		F	A	TO	B	S	TP-Avg.
									O-D	Tot.-Avg.						
2000-01	1	1-0	0-1	.000	0-1	.000	0-0	.000	0-0	0-0.0	0	0	0	0	0	0-0.0
2001-02	5	5-0	0-1	.000	0-0	.000	0-0	.000	0-0	0-0.0	0	1	1	0	0	0-0.0
2002-03	2	6-0	1-2	.500	0-0	.000	1-2	.500	0-3	3-0.5	1	0	2	0	1	3-0.5
Totals	15	12-0	1-4	.250	0-1	.000	1-2	.500	0-3	3-0.2	1	1	3	0	1	3-0.2

2000-01 (Freshman)

Bohac played in five games, coming off the bench to total eight minutes of action on the season. He attempted just one shot during the year, a three-pointer against Big 12 foe Texas A&M, and had one steal in Nebraska's season opener against Oral Roberts.

Bohac was named to the Big 12 Commissioner's Spring Honor Roll.

High School (Kimball)

Bohac was a four-year letterman for Coach Ken Smith at Kimball High School. As a senior, he averaged 25.8 points per game with six rebounds and six assists. He was named to the Class C-1 all-state first team, and was tabbed league and region player of the year. He finished his prep career as Kimball's second all-time leading scorer with 1,038 career points. In addition, he was the school's leader in career assists (358) and steals (229), and had single-game school marks for points (40), steals (9) and assists (15).

A standout athlete who also lettered four years in football and track, Bohac was an honor roll member for four straight years and was a member of the National Honor Society.

Personal

Adam is the son of Kerry Bohac and Shelly Brown. He has a stepfather, Jerry Brown, and three brothers, A.J., Andrew and Taylor. Adam was born Feb. 12, 1982, and is a finance major at Nebraska. He chose to walk on with the Huskers over Drake and Nebraska-Kearney.

Career Highs

Points.....	2 at Oklahoma (3/4/03)
Field goals.....	1 at Oklahoma (3/4/03)
Three-point field goals.....	None
Rebounds.....	2 two times (last at Kansas State 1/22/03)
Assists.....	1 three times (last vs. Lipscomb 1/7/03)
Steals	1 at Kansas State (1/22/03)
Blocks	None
Minutes played.....	11 vs. Lipscomb (1/7/03)

2002-03 Game-by-game (13 games)

Opponent	MP	FG-A	3FG-A	FT-A	R	F	A	B	S	Pts.
vs. Centenary	2	0-0	0-0	0-0	1	0	1	0	0	0
Texas-San Antonio	2	0-0	0-0	0-0	2	0	0	0	0	0
Minnesota	2	0-1	0-0	0-0	1	0	0	0	0	0
IPFW	2	0-0	0-0	0-0	0	0	0	0	0	0
at Arizona State	1	0-0	0-0	0-0	0	0	0	0	0	0
Lipscomb	11	0-1	0-1	0-0	0	0	1	0	0	0
at Kansas*	1	0-0	0-0	0-0	0	0	0	0	0	0
at Kansas State*	4	0-1	0-0	1-2	2	1	0	0	1	1
Kansas*	1	0-0	0-0	0-0	1	0	0	0	0	0
at Texas Tech*	1	0-0	0-0	0-0	0	0	0	0	0	0
Iowa State*	1	0-0	0-0	0-0	0	0	0	0	0	0
at Oklahoma*	1	1-1	0-0	0-0	0	0	0	0	0	2
vs. Missouri [^]	1	0-0	0-0	0-0	0	0	0	0	0	0
Totals	30	1-4	0-1	1-2	7	1	2	0	1	3


2001-02 Game-by-game (10 games)

Opponent	MP	FG-A	3FG-A	FT-A	R	F	A	B	S	Pts.
UT-San Antonio	1	0-0	0-0	0-0	0	0	1	0	0	0
Wofford	1	0-0	0-0	0-0	0	0	0	0	0	0
Western Illinois	2	0-0	0-0	0-0	1	2	0	0	0	0
at Pacific	1	0-0	0-0	0-0	0	0	0	0	0	0
Savannah State	5	0-1	0-1	0-0	0	0	0	0	0	0
at Kansas*	1	0-1	0-0	0-0	0	0	0	0	0	0
Oklahoma*	2	0-0	0-0	0-0	0	0	1	0	0	0
at Colorado*	1	0-0	0-0	0-0	0	0	0	0	0	0
Kansas State*	1	0-0	0-0	0-0	0	0	0	0	0	0
at Texas A&M*	1	0-0	0-0	0-0	0	0	0	0	0	0
Totals	16	0-2	0-1	0-0	1	2	2	0	0	0

2000-01 Game-by-game (5 games)

Opponent	MP	FG-A	3FG-A	FT-A	R	F	A	B	S	Pts.
at Oral Roberts	2	0-0	0-0	0-0	0	0	0	0	1	0
Eastern Illinois	1	0-0	0-0	0-0	0	0	0	0	0	0
Winthrop	1	0-0	0-0	0-0	0	0	0	0	0	0
Alaska-Fairbanks	3	0-0	0-0	0-0	0	0	0	0	0	0
Texas A&M*	1	0-1	0-1	0-0	0	0	0	0	0	0
Totals	8	0-1	0-1	0-0	0	0	0	0	1	0

[^]Big 12 Tournament game *Big 12 Conference game





Brian Conklin

20

Senior • Forward • 6-11 • 230 • Hubbard, Ohio (Hubbard)

Honors

- 2002 First-Team Academic All-Big 12
- Fall Big 12 Commissioner's Honor Roll (2000, 2001, 2002)
- Spring Big 12 Commissioner's Honor Roll (2001, 2003)

Outlook

Senior Brian Conklin is looking to rebound from a sub-par junior campaign and finish his career on a bright note. The 6-11 forward will likely be a key component to the Husker offense, especially if he gets back the shooting touch that helped him to an NU sophomore record for three-pointers in 2002.

Conklin gives Nebraska a presence in the post and provides an accurate threat when stepping outside the three-point line to create matchup problems for opponents. He is also one of the Huskers' top performers in the classroom, where he has been selected to the Big 12 Commissioner's Honor Roll five times, and was named to the academic all-conference first-team in 2002.

2002-03 (Junior)

Conklin averaged 3.5 points and 2.2 rebounds per game and was one of just four Huskers to play in all 30 contests. He picked up 17 assists, five blocks and eight steals while averaging 14.5 minutes per game. At the free throw line, Conklin continued his near-perfect accuracy, as he hit 14-of-15 attempts.

After gaining a reputation in the league as a deep threat in 2001-02, Conklin was guarded much more closely outside the arc, where he was held to just 25.9 percent shooting, dropping from first to sixth on the NU career chart. Despite the constant pressure, the Hubbard, Ohio, native remained one of the most prolific three-point shooters in Nebraska history when he became just the ninth Husker ever to record at least 100 three-pointers in a career. Conklin hit 22 treys to rank second on the team during the season, lifting his career total to 110.

Conklin had his best game of the year on the road at Baylor, when he hit 5-of-8 attempts from behind the arc for a season-high 15 points. He added 12 points against Kansas on the road while adding a season-high eight rebounds. Conklin was also productive against Oklahoma State, when he picked up 12 points and seven rebounds.

In the non-conference slate, Conklin had a solid contest against nationally ranked Minnesota, when he pitched in eight points, four rebounds and two assists in 13 minutes as NU upset the Gophers, 80-60.

Away from the court, Conklin was named to the Big 12 Commissioner's Honor Roll in the Fall and Spring, giving him a team-high five awards during his career.

2001-02 (Sophomore)

Conklin was fourth on the team with 9.1 points and 3.5 rebounds per game while ranking among the league leaders in three-pointers made per game (2.3) and three-point field-goal accuracy (43.3 percent). He added 24 assists, 14 steals and 10 blocked shots while averaging 25.3 minutes per game, which ranked third on the team.

Conklin worked hard to get inside the paint more often during the season, but as one of the team's best shooters from outside the arc, found better success from the perimeter against many opponents.

Conklin's 65 treys during the season broke the NU sophomore three-point record of 62 set by Cary Cochran in 2000.

In conference play, Conklin picked up the offensive pace by averaging 9.9 points per game and hit 44.4 percent from the floor with 2.8 rebounds per game. Conklin hit an amazing 47.9 percent (46-of-96) from three-point range against league competition, ranking fourth in the league in three-point percentage and sixth in three-pointers made per game (2.9). While he only attempted 10 shots from the free-throw line, he made each attempt count as he hit nine. He also had seven of his 10 blocked shots against league competition.

During the season, Conklin was in the starting lineup 20 times, including in the first nine contests of the year before John Turek was inserted prior to conference play. Conklin joined Turek in the lineup against Texas and came off the bench only once in the final 12 games of the year. In the games he started, Conklin averaged 9.8 points with 3.8 rebounds.

Conklin scored a career-high 20 points on 6-of-11 shooting in a loss at Iowa State, with all six of his made shots coming from behind the arc. His six treys were just one off the then-NU single-game three-point record. That contest was one of 11 games Conklin reached double-figure points, including five straight late in the season.

In one of his best all-around games of the season, Conklin hit 5-of-7 shots from the floor, including 3-of-5 from three-point range, to score 15 points against Kansas State in Nebraska's 99-82 victory. He added four rebounds with one assist, three blocked shots and two steals vs. the Wildcats.

Conklin was the most efficient shooter for the Huskers over the final nine games of the regular season. During that stretch, he averaged 11.6 points per game while hitting a team-high 50.0 percent (34-of-68) from the floor. He was even more



Career Statistics

vs. All Opponents

Year	MP	G-GS	FG-FGA	Pct.	3FG-3FGA	Pct.	FT-FTA	Pct.	Rebounds							TP-Avg.
									O-D	Tot-Avg.	F	A	TO	B	S	
2000-01	439	30-6	44-102	.431	23-54	.426	10-17	.588	31-53	84-2.8	40	34	27	10	11	121-4.0
2001-02	709	28-21	83-208	.399	65-150	.433	23-27	.852	27-70	97-3.5	59	24	27	10	14	254-9.1
<u>2002-03</u>	<u>435</u>	<u>30-3</u>	<u>35-114</u>	<u>.307</u>	<u>22-85</u>	<u>.259</u>	<u>14-15</u>	<u>.933</u>	<u>25-41</u>	<u>66-2.2</u>	<u>48</u>	<u>17</u>	<u>22</u>	<u>5</u>	<u>8</u>	<u>106-3.5</u>
Totals	1,583	88-30	162-424	.382	110-289	.381	47-59	.797	83-164	247-2.8	147	75	76	25	33	481-5.5

vs. Big 12

Year	MP	G-GS	FG-FGA	Pct.	3FG-3FGA	Pct.	FT-FTA	Pct.	Rebounds							TP-Avg.
									O-D	Tot-Avg.	F	A	TO	B	S	
2000-01	237	16-4	26-60	.433	15-33	.455	6-11	.545	17-34	51-3.2	27	19	15	4	5	73-4.6
2001-02	416	16-11	52-117	.444	46-96	.479	9-10	.900	4-41	45-2.8	35	15	10	7	9	159-9.9
<u>2002-03</u>	<u>245</u>	<u>16-1</u>	<u>16-61</u>	<u>.262</u>	<u>12-49</u>	<u>.245</u>	<u>3-3</u>	<u>1.000</u>	<u>13-24</u>	<u>37-2.3</u>	<u>26</u>	<u>6</u>	<u>13</u>	<u>2</u>	<u>2</u>	<u>47-2.9</u>
Totals	898	48-16	94-238	.395	73-178	.410	18-24	.750	34-99	133-2.8	88	40	38	13	16	279-5.8

dangerous from the perimeter during that span, as he hit 52.7 percent (29-of-55) from three-point range.

Off the court, Conklin was named a first-team academic All-Big 12 selection. He was one of two Husker honorees, along with Cary Cochran, as NU had two first-team academic all-league selections for just the fifth time in school history and the first time since 1996. He was also selected to the 2001 Big 12 Commissioner's Fall Honor Roll.

2000-01 (Freshman)

Conklin began his career in solid fashion, averaging 4.0 points and 2.8 rebounds while playing in all 30 games for the Huskers. He was one of just four NU players to see action in every contest, starting six games. Playing a key role off the bench for the Huskers, Conklin averaged 14.6 minutes per contest. His time on the floor increased to 26.8 minutes per game in starts, while his productivity increased to 6.3 ppg and 6.8 rpg.

Conklin's ability to step outside the arc often frustrated opponents, as he hit 42.6 percent (23-of-54) from three-point range and 43.1 percent (44-of-102) from the floor overall. His totals ranked in the top five among freshmen in the Big 12 from three-point range. His 23 three-pointers ranked sixth among freshmen in Husker history, while his 10 blocked shots tied for 12th all-time among NU rookies.

Conklin had eight points, four rebounds, five assists, two blocks and one steal in an overtime victory against Oklahoma State. In his third start of the year (against KSU), Conklin set a career high for rebounds with 17, including 14 defensive boards. The total was the most by any Husker during the year, while his 13 rebounds in the first half were just two off the Nebraska record. He added 11 points in the contest, making it the first and only double-double of his career, and one of five double-figure scoring nights on the year. He had a season high with 18 points in a loss at Baylor when he hit 6-of-8 shots from the floor, including five three-pointers.

Conklin's contributions increased throughout the season, and peaked in the final nine games of the year. Over that period, he averaged 10.2 points and 5.0 rebounds while hitting 44.4 percent from three-point range (12-of-27). He also had 17 of his 34 assists with four blocked shots and six steals in the last nine contests.

Off the court, Conklin was named to the Big 12 Commissioner's Spring Honor Roll.

1999-2000 (Redshirt)

Conklin redshirted his first year in the program.

High School (Hubbard)

Conklin finished his prep career as the most decorated player in Hubbard (Ohio) High School history. He was a two-time all-state and three-time all-county pick and finished as the school's career leader in scoring (1,180 points), rebounds (835), assists (235) and blocked shots (121).

Conklin averaged 18.1 points, 12.5 rebounds, 4.0 assists and 3.0 blocked shots as a senior for coach Bernie Tarr, as Hubbard went 18-4. He hit 34 percent from three-point range, after knocking down 39 percent as a junior. Conklin averaged 19 points, 13 rebounds and 3.5 assists as a junior, when he hit 82 percent of his free throw attempts. He did not miss a varsity game in four years, appearing in 86 contests.

Conklin also lettered three years in baseball. A strong student, Conklin was named to the school's honor roll and received an Award of Merit.

Personal

Brian is the son of Karen and Raymond Conklin. He has one brother, Mark, and one sister, Alison. He was born on Aug. 16, 1980, and is majoring in secondary education and English. He chose the Huskers over Northwestern, Bowling Green and West Virginia.

Career Highs

Points..... 20 at Iowa State (2/16/02)
 Field goals..... 6 four times (last at Iowa State 2/16/02)
 Three-point field goals..... 6 at Iowa State (2/16/02)
 Rebounds..... 17 vs. Kansas State (2/14/01)
 Assists..... 5 vs. Oklahoma State (2/7/01)
 Steals..... 3 vs. Oklahoma (1/16/02)
 Blocks..... 3 vs. Kansas State (2/9/02)
 Minutes played..... 37 vs. Kansas (2/24/02)

2002-03 Game-by-game (30 games)

Opponent	MP	FG-A	3FG-A	FT-A	R	F	A	B	S	Pts.
vs. Centenary	21	2-6	0-0	0-0	6	1	1	0	2	8
vs. UA-Fairbanks	22	2-7	0-4	2-2	2	1	2	0	0	6
#vs. Ball State	25	2-6	0-3	2-2	3	3	2	1	1	6
#UT-San Antonio	18	2-2	1-1	0-0	2	2	1	1	1	5
at South Florida	10	1-3	0-2	0-0	1	1	0	0	0	2
Minnesota	13	3-5	2-3	0-0	4	2	2	0	0	8
IPFW	12	0-5	0-3	0-0	2	2	0	0	1	0
Creighton	15	0-2	0-1	2-2	3	2	2	0	0	2
vs. UC Santa Barbara	13	1-2	0-1	0-0	1	2	1	0	0	2
vs. Arizona State	5	0-0	0-0	1-2	0	0	0	0	1	1
Eastern Washington	1	0-0	0-0	0-0	0	0	0	0	0	0
Denver	13	1-3	1-2	0-0	0	2	0	0	0	3
Lipscomb	11	2-3	2-3	4-4	2	2	0	1	0	10
at Kansas*	19	5-8	2-4	0-0	8	1	1	0	0	12
Texas A&M*	12	0-1	0-1	0-0	1	1	0	0	0	0
Colorado*	10	0-1	0-0	0-0	1	2	1	0	1	0
at Kansas State*	12	0-3	0-2	0-0	2	0	0	0	0	0
#at Iowa State	14	0-1	0-0	0-0	3	2	0	0	0	0
Missouri*	3	0-1	0-1	0-0	0	1	0	0	0	0
Kansas*	11	0-2	0-2	0-0	1	1	0	0	0	0
at Texas Tech*	20	1-3	1-3	0-0	3	3	0	0	0	3
Oklahoma State*	28	3-9	3-9	3-3	7	1	1	0	1	12
Texas*	22	0-6	0-6	0-0	3	1	1	0	0	0
at Missouri*	14	0-3	0-3	0-0	0	2	0	0	0	0
at Baylor*	24	5-8	5-8	0-0	2	3	1	0	0	15
Kansas State*	17	0-3	0-3	0-0	0	4	0	1	0	0
Iowa State*	13	2-4	1-2	0-0	2	2	0	1	0	5
at Oklahoma*	17	0-5	0-3	0-0	3	0	1	0	0	0
at Colorado*	9	0-3	0-2	0-0	1	2	0	0	0	0
vs. Missouri*	11	2-7	2-7	0-0	3	2	0	0	0	6
Totals	435	35-114	22-85	14-15	66	48	17	5	8	106

2001-02 Game-by-game (28 games)

Opponent	MP	FG-A	3FG-A	FT-A	R	F	A	B	S	Pts.
#N. Carolina A&T	34	6-12	4-7	2-2	7	3	2	0	0	18
#Winthrop	34	3-10	1-4	2-2	5	2	3	0	0	9
#Texas-San Antonio	26	4-12	1-3	2-2	6	3	1	0	1	11
#Wofford	31	6-12	4-9	2-2	5	1	0	2	0	18
#Western Illinois	30	4-6	3-4	2-2	5	2	1	1	0	13
#Oral Roberts	28	2-8	1-4	1-2	11	3	1	0	0	6
#at Creighton	31	2-6	2-6	0-0	1	3	0	0	2	6
#Sam Houston St.	25	0-3	0-3	2-3	5	3	0	0	2	2
#at Minnesota	12	0-2	0-0	0-0	2	0	0	0	0	0
at Pacific	16	2-8	2-5	1-2	0	1	0	0	0	7
Savannah State	10	2-6	1-3	0-0	3	2	1	0	0	5
at Missouri*	17	2-3	2-3	0-0	4	1	0	0	0	6
at Kansas*	13	0-3	0-2	0-0	2	0	1	1	0	0
Colorado*	18	2-8	2-7	2-2	0	1	2	1	0	8
Oklahoma*	28	5-9	4-6	0-0	4	2	0	0	3	14
#at Texas*	32	4-10	4-10	0-0	4	3	1	0	0	12
#at Oklahoma St.*	32	3-10	3-8	0-0	2	2	1	0	1	9
#Iowa State*	30	2-6	2-5	0-0	4	5	1	0	2	6
#Texas Tech*	24	2-4	2-4	0-0	3	2	0	0	0	6
#at Colorado*	20	3-7	2-5	0-0	2	1	2	0	0	8
#Kansas State*	25	5-7	3-5	2-2	4	3	1	3	2	15
#Missouri*	28	4-10	3-6	1-2	1	2	0	0	0	12
#at Iowa State*	28	6-11	6-10	2-2	2	3	0	1	1	20
#at Texas A&M*	27	5-11	5-11	0-0	3	3	1	1	0	15
#Kansas*	37	5-10	4-6	0-0	3	3	1	1	0	14
Baylor*	26	2-4	2-4	2-2	4	3	2	0	0	8
#at Kansas State*	30	2-4	2-4	0-0	3	1	2	0	0	6
vs. Colorado*	15	0-6	0-6	0-0	2	1	0	0	0	0
Totals	709	83-208	65-150	23-27	97	59	24	10	14	254

2000-01 Game-by-game (30 games)

Opponent	MP	FG-A	3FG-A	FT-A	R	F	A	B	S	Pts.
#at Oral Roberts	29	3-6	0-3	0-0	9	2	1	1	1	6
Eastern Illinois	15	2-5	0-3	0-0	4	1	2	1	2	4
Winthrop	10	0-1	0-0	1-2	1	2	2	0	1	1
at Pittsburgh	13	1-3	0-1	0-0	3	1	1	1	0	2
UMKC	9	0-0	0-0	0-0	1	0	2	0	0	0
Alaska-Fairbanks	11	0-1	0-0	0-0	1	0	0	1	0	0
vs. Miami	16	2-2	2-2	0-0	2	1	3	0	0	6
vs. Iona	20	1-1	1-1	2-2	2	2	0	0	0	5
vs. Kent State	15	5-8	1-1	0-0	2	0	0	0	0	11
vs. SMU	6	0-2	0-1	0-0	0	1	1	0	0	0
at Minnesota	13	1-2	1-2	0-0	2	0	0	0	0	3
Murray State	10	0-2	0-0	0-0	2	1	1	2	0	0
Creighton	4	0-1	0-1	0-0	0	0	0	0	0	0
at Missouri*	12	4-5	2-3	0-0	4	2	0	0	1	10
Texas*	9	0-1	0-0	0-2	1	2	2	0	0	0
at Kansas*	7	0-3	0-1	0-2	1	1	0	0	0	0
Iowa State*	3	0-0	0-0	0-0	0	0	0	0	0	0
Missouri*	6	2-4	1-2	0-0	1	1	0	0	0	5
at Oklahoma*	2	0-1	0-1	0-0	0	0	0	0	0	0
at Kansas State*	17	3-6	3-5	0-0	1	3	1	0	0	9
Colorado*	15	1-3	0-0	0-0	2	0	1	0	0	2
#Oklahoma State*	27	2-7	0-3	4-4	4	2	5	2	1	8
at Baylor*	21	6-8	5-7	1-2	4	2	0	0	0	18
#Kansas State*	33	4-9	2-4	1-1	17	3	3	1	1	11
#at Colorado*	17	1-4	1-2	0-0	5	5	1	1	0	3
at Texas Tech*	14	2-3	1-2	0-0	4	2	0	0	0	5
Kansas*	13	0-2	0-2	0-0	1	1	0	0	1	0
Texas A&M*	17	1-2	0-0	0-0	4	0	3	0	0	2
at Iowa State*	24	0-2	0-1	0-0	2	3	1	0	1	0
#vs. Kansas State*	31	3-8	3-6	1-2	4	2	2	0	2	10
Totals	439	44-102	23-54	10-17	84	40	34	10	11	121

*Big 12 Tournament game; *Big 12 Conference game; #game started

INTRODUCTION
 OUTLOOK
 PLAYERS
 COACHES
 STAFF
 OPPONENTS
 REVIEW
 RECORDS
 HISTORY



Andrew Drevo 50

Senior • Forward • 6-7 • 250 • Lincoln, Neb. (Christian/Morningside [Iowa] College)

Honors

- NU Record for Points (402) and Scoring Average (13.9) by a First-Year Transfer
- Earned NU's Most Outstanding Player Award as voted by teammates (2003)
- 2003 Honorable-Mention All-Big 12 (AP)
- 2003 All-Newcomer Team (AP)
- 2003 Big 12 Rookie of the Week (March 3)
- ASU Hoops Classic All-Tournament Team

Outlook

Senior Andrew Drevo (pronounced DREE-voe) returns as one of Nebraska's top scoring threats in 2003-04 after a stellar first campaign with the Huskers last year. Thanks to his superb performance with the team the past two years (including a redshirt season), Drevo earned a scholarship for this season, his final year of eligibility.

The Lincoln, Neb., native looks to continue the same tenacious rebounding style that helped him rank 10th in the Big 12 Conference last year. Drevo also plans to regain a spot among the league leaders in scoring after placing 20th in 2002-03, and is one of the top returning three-point threats after ranking 14th in Big 12 games for three-pointers.

Providing Nebraska with a unique weapon, Drevo can pound inside the paint with the big guys, but also has an outstanding long-distance touch shown by his team-leading 48 three-pointers last season. He is also a tremendous passer with good court vision and moves well around the basket, with or without the ball.

2002-03 (Junior)

Drevo made an immediate impact for the Huskers, as he averaged a team-high 13.9 points (402 total) and 7.3 rebounds (212) per game. Nebraska's widest body, Drevo added 38 assists, 21 steals and 19 blocked shots while averaging 28.6 minutes per contest. He started 27-of-29 games, including all but one conference contest.

On the season, Drevo produced a team-high six double-doubles. He scored double figures in points 21 times and had double-figure rebounds seven times. Drevo hit at least one three-pointer in 24 games, and at least three treys in eight games.

Drevo's scoring average and total points were the most ever by a first-year transfer at Nebraska, topping the mark of 13.1 points per game and 392 total points set by Bernard Day in 1985-86.

Drevo started his career in solid fashion, averaging 10.0 points and 5.8 rebounds over his first four games before making the rest of NU's opponents take notice. That fifth game was an amazing breakout for Drevo as he had 27 points, 10 rebounds, two assists and two steals against then-No. 17 Minnesota in an 80-60 Husker victory. Drevo hit 9-of-18 shots, including 4-of-8 from three-point range, as the Huskers upset a ranked non-conference opponent for the first time since beating No. 23 Texas in 1996.

The contest against the Golden Gophers was just the start for Drevo, who ran his consecutive double-double games streak to four straight with outstanding performances against IPFW (13 points, 13 rebounds), Creighton (23 points, 13 rebounds) and UC Santa Barbara (13 points, 12 rebounds). After adding two more double-doubles later in the season, Drevo finished with six to tie for 11th in the league.

Over the Christmas break, Drevo helped NU to the title game of the ASU Hoops Classic while earning all-tournament honors. Against UC Santa Barbara, he helped NU earn its only win of the season after trailing at the half by collecting 13 points and 12 rebounds. He added career highs with six assists and four blocked shots in the contest, as NU charged back from a 10-point halftime deficit. In the championship game against Arizona State, he added 21 points and six rebounds while hitting 8-of-17 attempts from the field.

Drevo's outstanding performances came in some of NU's biggest games, as he averaged 17.0 points and 7.4 rebounds per game against seven ranked opponents. He hit 46.3 percent from the floor and 40.0 percent from behind the arc while averaging one assist, one steal and one block against each. Nearly half (22-of-48) of his three-pointers came against ranked teams.

In Big 12 play, Drevo made a name for himself by averaging 13.9 points and 6.9 rebounds to earn All-Newcomer team and honorable-mention All-Big 12 honors from the Associated Press. Despite being held to 32.1 percent shooting from long range in league action, Drevo continued to get the job done by pounding in the paint, and hitting 52.0 percent inside the arc.

After nearly a full season adjusting to the league, Drevo turned it up a notch in the final two weeks when he averaged 19.0 points, 7.2 rebounds and 1.4 blocks over the Huskers' final five games. He scored 24 points against Oklahoma and had 19 against Colorado on the road in the final week of the regular season to earn Big 12 Rookie-of-the-Week honors. The 24 points vs. the Sooners tied his league season high set in the first contest against Missouri. The Tigers were one of Drevo's favorite targets all season, as he averaged a double-double in the three meetings with 19.7 points and 10.3 rebounds per game, including two of his team-high six 20-point contests.

2001-02 (Redshirt)

A walk-on, Drevo practiced with the Huskers all season but sat out the season because of NCAA transfer guidelines.

Career Statistics

vs. All Opponents		Rebounds														
Year	MP	G-GS	FG-FGA	Pct.	3FG-3FGA	Pct.	FT-FTA	Pct.	O-D	Tot.-Avg.	F	A	TO	B	S	TP-Avg.
2002-03	828	29-27	141-343	.411	48-149	.322	72-107	.673	61-151	212-7.3	78	38	58	19	21	402-13.9
vs. Big 12		Rebounds														
Year	MP	G-GS	FG-FGA	Pct.	3FG-3FGA	Pct.	FT-FTA	Pct.	O-D	Tot.-Avg.	F	A	TO	B	S	TP-Avg.
2002-03	449	16-15	82-195	.421	29-93	.312	30-49	.612	31-69	100-6.3	46	10	38	11	8	223-13.9

Previous College (Morningside College)

Drevo played two years at Division II Morningside College under Coach Jerry Schmutte. Drevo was a two-time all-conference pick, and an all-region selection as a sophomore.

Drevo averaged 14 points and eight rebounds per game while leading the team to an 18-13 record as a sophomore. He paced the team in rebounding and blocked shots, while also setting the school record for single-season three-point shooting percentage by hitting 49 percent of his three-point attempts. As a freshman, Drevo was the team MVP and newcomer of the year.

High School (Lincoln Christian)

Drevo lettered four years at Lincoln Christian High School under Coach Scott Shepard. He missed his junior year with a back injury, but returned to average 16 points, 11 rebounds and three blocks per game as a senior to earn first-team all-state honors and lead LCHS to the Class C-1 state title. Drevo lettered four times in baseball, twice in football and track and once in tennis. He was a four-year honor roll student.

Personal

Andrew is the son of David and Angela Drevo. He has one brother, Matthew, who also played basketball and baseball at Morningside College. Andrew was born March 4, 1981, and is majoring in business administration.

Career Highs

- Points..... 27 vs. Minnesota (12/8/02)
- Field goals..... 11 vs. Oklahoma (3/4/03)
- Three-point field goals..... 4 two times (last vs. Missouri 1/29/03)
- Rebounds..... 15 vs. IPFW (12/14/03)
- Assists..... 6 vs. UC Santa Barbara (12/27/02)
- Steals 2 six times (last vs. Kansas 2/1/03)
- Blocks 4 vs. UC Santa Barbara (12/27/02)
- Minutes played..... 39 vs. Creighton (12/21/02)

2002-03 Game-by-game (29 games)

Opponent	MP	FG-A	3FG-A	FT-A	R	F	A	B	S	Pts.
#vs. Centenary	26	2-6	1-2	1-2	4	2	2	0	1	6
#vs. Alaska-Fairbanks	21	2-7	0-1	5-8	6	1	0	1	0	9
vs. Ball State	DNP (coaches' decision)									
Texas-San Antonio	21	3-6	1-1	3-3	6	2	3	0	1	10
#at South Florida	33	6-15	3-8	0-0	7	3	1	0	0	15
#Minnesota	30	9-18	4-8	5-6	14	4	2	1	2	27
#IPFW	32	5-10	1-2	2-2	15	1	2	0	1	13
#Creighton	39	8-16	3-5	4-5	13	2	4	0	2	23
#vs. UC Santa Barbara	32	3-10	1-5	6-6	12	2	6	4	0	13
#at Arizona State	31	8-17	2-6	3-4	6	4	1	0	1	21
#Eastern Washington	33	4-9	0-2	0-0	8	3	2	0	2	8
#Denver	23	1-5	0-2	1-2	5	5	2	0	0	3
#Lipscomb	21	3-12	1-6	3-6	6	0	2	0	2	10
#at Kansas*	19	3-6	1-3	0-1	3	1	0	1	1	7
#Texas A&M*	30	5-11	2-6	2-4	8	3	0	0	0	14
#Colorado*	38	5-10	2-5	6-10	8	4	3	0	2	18
#at Kansas State*	21	4-11	0-3	1-1	3	3	1	1	0	9
at Iowa State*	22	4-8	1-3	2-2	3	3	0	0	0	11
#Missouri*	29	8-19	4-11	4-6	14	3	0	0	0	24
#Kansas*	35	6-16	3-12	0-0	7	4	0	1	2	15
#at Texas Tech*	26	2-13	1-8	0-1	10	1	2	0	0	5
#Oklahoma State*	19	4-10	2-3	0-0	2	5	0	0	0	10
#Texas*	27	3-8	1-3	2-5	3	4	1	1	0	9
#at Missouri*	29	5-13	3-8	1-2	7	1	0	1	0	14
#at Baylor*	33	5-11	3-6	0-0	6	3	1	1	1	13
#Kansas State*	29	4-14	2-7	9-11	6	4	1	2	1	19
#Iowa State*	33	6-15	0-5	0-2	7	1	0	2	1	12
#at Oklahoma*	33	11-17	1-2	1-2	4	2	0	1	0	24
#at Colorado*	26	7-13	3-8	2-2	9	4	1	0	0	19
#vs. Missouri^	37	5-17	2-9	9-14	10	3	1	2	1	21
Totals	828	141-343	48-149	72-107	212	78	38	19	21	402

*Big 12 Tournament game ^Big 12 Conference game #game started



INTRODUCTION

OUTLOOK

PLAYERS

COACHES

STAFF

OPPONENTS

REVIEW

RECORDS

HISTORY

Nate Johnson

4

Senior • Guard • 6-2 • 195 • Kansas City, Kan. (Wyandotte/Penn Valley CC)

Honors

- 2003 Honorable-Mention All-Big 12 (Coaches)
- 2003 Big 12 Rookie of the Week (Feb. 24)
- 2003 Preseason Big 12 Newcomer of the Year (AP, Coaches)



Outlook

Nate Johnson returns for his second and final year with the Huskers after joining the program following his career as an All-American at Penn Valley Community College. Johnson, who was forced into action at the point for the first time in his career last year, will move back to his natural position of shooting guard, where he hopes to help the Husker offense even more.

Johnson has a year under his belt and now knows the offensive system the Huskers employ. He will look to integrate his slashing style more this season. He has outstanding leaping ability and showed flashes of his ability to take over a game in crucial moments last year. At times, he was NU's best defensive presence, with solid quickness and good hands while disrupting the passing lanes.

This season, Johnson looks to improve his field goal percentage and shooting from behind the arc, while continuing his solid play on the boards. He also has outstanding stamina, as he led the team in minutes played last year, including 11 games with at least 35 minutes played.

2002-03 (Junior)

Johnson joined the Huskers and immediately took over the top role at shooting guard, starting all 28 games he played while seeing a team-high 895 minutes, four more than guard Corey Simms. Johnson was second on the team in scoring at 13.3 points per game and added 3.8 rebounds and 2.3 assists per contest.

Johnson was one of NU's best free throw shooters, as he hit 72.8 percent from the arc to rank 14th in the Big 12. His 83 made free throws and 114 attempts were both team highs. He also ranked among the league leaders with 22 steals in Big 12 play (13th), and finished second for the Huskers with 30 on the season.

Johnson's productivity was expected, as he was selected the league's preseason newcomer of the year by both the coaches and the Associated Press after earning JUCO All-America honors as a sophomore. Johnson was selected honorable-mention All-Big 12 by the coaches at the end of the regular season.

While learning the offense, Johnson averaged 12.7 points per game in non-conference play. In his third

game with the Huskers, Johnson pitched in 23 points on 7-of-17 shooting with six rebounds and two assists against Ball State in the final game of the Top of the World Classic. It was the first of four 20-point contests for Johnson on the year.

In his debut in Lincoln, Johnson scored just seven points but showcased a complete game by adding six rebounds, five assists and one steal against Texas-San Antonio. For the season, Johnson had at least five rebounds in 10 contests, including a career-high eight against Iowa State in NU's final home game of the year.

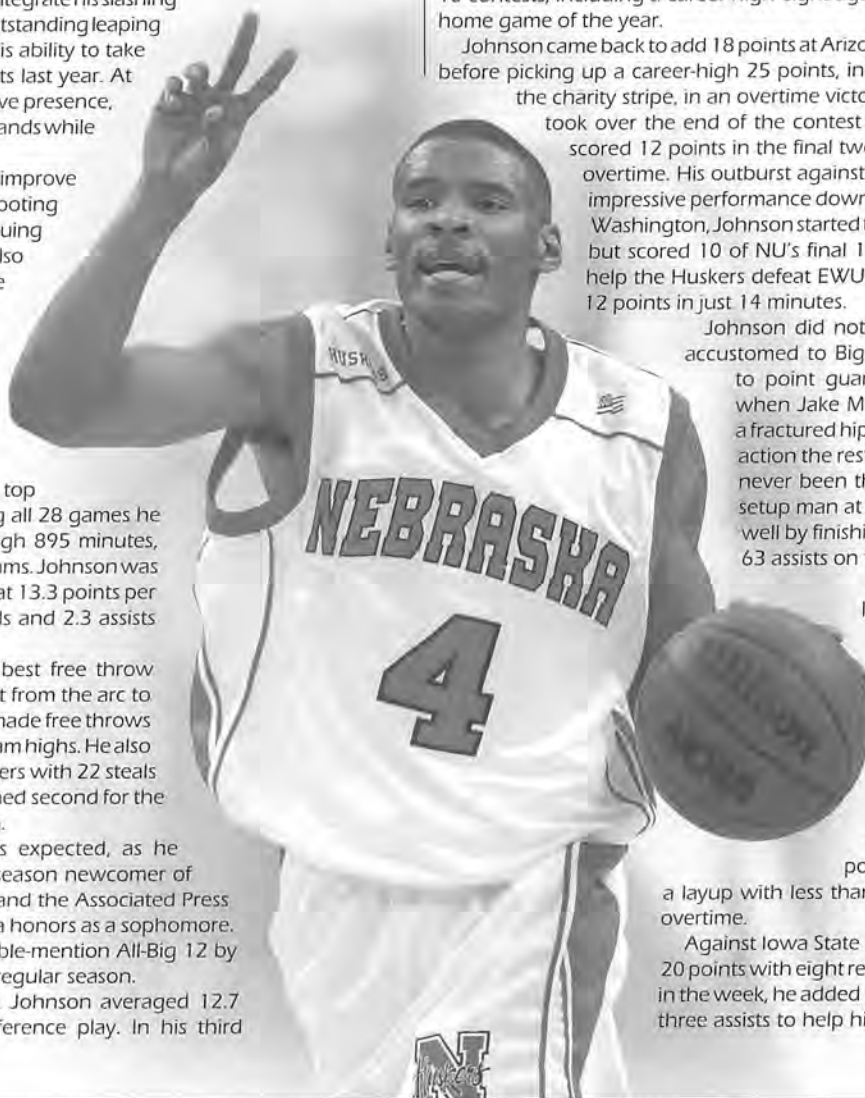
Johnson came back to add 18 points at Arizona State on 8-of-13 shooting before picking up a career-high 25 points, including hitting 9-of-13 from the charity stripe, in an overtime victory against Denver. Johnson took over the end of the contest against the Pioneers, as he scored 12 points in the final two minutes of regulation and overtime. His outburst against DU was his second straight impressive performance down the stretch. Against Eastern Washington, Johnson started the second half on the bench, but scored 10 of NU's final 11 points in the final 3:45 to help the Huskers defeat EWU. He finished the game with 12 points in just 14 minutes.

Johnson did not have as much time to get accustomed to Big 12 play, as he was moved to point guard in his first league game when Jake Muhleisen was sidelined with a fractured hip that would knock him out of action the rest of the season. Johnson had never been the primary ball handler and setup man at any level, but he responded well by finishing second on the team with 63 assists on the year.

In the third game of the league slate, Johnson helped the Huskers to an overtime victory over Colorado.

Johnson slashed his way to a team-high 24 points on 9-of-20 shooting, while adding six rebounds and three assists in a career-high 42 minutes. He scored 15 points after halftime, including a layup with less than eight seconds left to force overtime.

Against Iowa State at home, Johnson poured in 20 points with eight rebounds and one steal. Earlier in the week, he added 15 points, four rebounds and three assists to help him earn Big 12 Rookie-of-the



Career Statistics

vs. All Opponents										Rebounds						
Year	MP	G-GS	FG-FGA	Pct.	3FG-3FGA	Pct.	FT-FTA	Pct.	O-D	Tot.-Avg.	F	A	TO	B	S	TP-Avg.
2002-03	895	28-28	136-335	.406	18-76	.237	83-114	.728	15-92	107-3.8	45	63	86	2	30	373-13.3
vs. Big 12 Opponents																
Year	MP	G-GS	FG-FGA	Pct.	3FG-3FGA	Pct.	FT-FTA	Pct.	O-D	Tot.-Avg.	F	A	TO	B	S	TP-Avg.
2002-03	515	15-15	78-193	.404	8-32	.250	45-59	.763	6-60	66-4.4	25	35	52	1	22	209-13.9

Week honors on Feb. 24. He was the first Husker since Kimani Ffriend in 1999-2000 to earn the league's weekly award.

Previous College (Penn Valley CC)

Johnson ranked fifth in the nation in scoring as a sophomore at Penn Valley CC under head coach Clay Johnson, pouring in 26.5 points per game. He added 4.4 rebounds and 1.6 steals, while ranking among the national top five in three-pointers made with 128. He also ranked 29th nationally in assists with 4.75 per game.

Johnson's scoring and defensive ability helped him earn NJCAA Division II National Player-of-the-Year honors. He was also tabbed a first-team All-American, marking his second straight All-America certificate. As a freshman, Johnson earned second-team honors.

A two-time player of the year in the region, Johnson helped Penn Valley to a 26-10 record and a berth in the NJCAA Division II national tournament as a sophomore. He averaged 30.5 points during the tourney, including a 48-point outburst in the national semifinals when he hit 17-of-30 attempts from the floor, including 7-of-13 three-point attempts.

Johnson's offense and leadership helped Penn Valley to the national title game, where it fell by one point, 58-57, to Redlands (Okla.) CC. For his efforts, he was selected to the all-tournament team and named the tourney MVP despite finishing on the runner-up squad.

Earlier in the year, Johnson set a single-game career-high of 51 points. He finished as Penn Valley's all-time leading scorer with 1,708 points in two seasons.

High School

Under Coach Wayne Van Dine at Wyandotte High School, Johnson averaged 22 points and four rebounds per game as a senior to earn second-team all-state honors for the second time in his career. As a junior, he averaged 17 points, three rebounds and four assists.

Personal

Nate is the son of Mary and Darryl Johnson, and has six sisters and six brothers. He was born Jan. 9, 1979, and is majoring in sociology at Nebraska. He is married to Keasha Cannon-Johnson, a senior on the NU women's basketball team. The couple has an infant son, Nate Jr.

Johnson picked NU over DePaul, Oklahoma, Oklahoma State, UNLV, Kansas State, Iowa State and USC.

Career Highs

Points.....	25 vs. Denver (1/4/03)
Field goals.....	9 vs. Colorado (1/18/03)
Three-point field goals.....	3 vs. Missouri at B12 (3/13/03)
Rebounds.....	8 vs. Iowa State (3/1/03)
Assists.....	5 two times (last at Iowa State 1/25/03)
Steals.....	4 vs. Kansas (2/1/03)
Blocks.....	1 two times (last at Baylor 2/22/03)
Minutes played.....	42 vs. Colorado (1/18/03)

2002-03 Game-by-game (28 games)

Opponent	MP	FG-A	3FG-A	FT-A	R	F	A	B	S	Pts.
#vs. Centenary	21	4-9	1-4	0-2	3	3	1	0	0	9
#vs. Alaska-Fairbanks	21	3-10	1-6	0-1	2	1	3	0	2	7
#vs. Ball State	34	7-17	1-6	8-9	6	3	2	0	0	23
#Texas-San Antonio	31	2-12	1-3	2-6	6	0	5	0	1	7
#at South Florida	38	5-11	1-3	1-2	1	0	1	0	0	12
#Minnesota	29	5-10	0-2	4-5	4	5	1	0	0	14
#IPFW	24	4-7	1-4	3-4	1	2	2	0	0	12
#Creighton	33	1-8	1-4	6-6	3	1	4	0	1	9
#vs. UC Santa Barbara	14	2-5	0-0	0-0	0	0	2	0	0	4
#at Arizona State	32	8-13	0-1	2-2	5	1	2	0	0	18
#Eastern Washington	14	5-6	0-0	2-3	1	1	0	1	1	12
#Denver	36	8-19	0-3	9-13	3	1	3	0	0	25
Lipscomb	DNP (injury)									
#at Kansas*	37	3-8	0-1	6-7	2	4	4	0	1	12
#Texas A&M*	37	5-15	1-5	2-2	6	1	2	0	2	13
#Colorado*	42	9-20	0-1	6-9	6	1	3	0	0	24
#at Kansas State*	29	5-11	1-3	2-2	6	1	3	0	3	13
at Iowa State*	38	6-18	2-4	3-4	3	1	5	0	1	17
#Missouri*	31	4-14	1-3	5-7	3	4	3	0	0	14
#Kansas*	31	4-12	0-1	0-0	4	0	4	0	4	8
at Texas Tech*	DNP (injury)									
#Oklahoma State*	39	5-16	1-4	6-7	3	2	1	0	2	17
#Texas*	30	3-7	0-0	2-2	4	0	1	0	3	8
#at Missouri*	31	8-15	0-3	1-1	6	2	3	0	1	17
#at Baylor*	35	5-10	0-1	0-0	2	2	0	1	1	10
#Kansas State*	36	6-11	0-1	3-7	4	1	3	0	1	15
#Iowa State*	36	7-17	2-2	4-4	8	3	0	0	1	20
#at Oklahoma*	29	0-2	0-1	2-2	4	3	1	0	1	2
#at Colorado*	34	8-17	0-2	3-5	5	0	2	0	1	19
#vs. Missouri*	40	4-15	3-8	1-2	6	2	2	0	3	12
Totals	895	136-335	18-76	83-114	107	45	63	2	30	373

*Big 12 Tournament game *Big 12 Conference game #game started



Jake Muhleisen 12

Junior • Guard • 6-4 • 200 • Lincoln, Neb. (Southeast)

Honors

- Top of the World Classic All-Tournament Team (2002)
- ASU Hoops Classic All-Tournament Team (2002)
- Fall Big 12 Commissioner's Honor Roll (2001, 2002)
- Spring Big 12 Commissioner's Honor Roll (2002, 2003)
- Team captain (2003, 2004)

Outlook

As one of the Huskers' most experienced players, Jake Muhleisen (pronounced MULE-high-sen) is back for his third year in the lineup after starting all but one game played in his career.

Muhleisen looks to return to form after a season-ending injury in the first conference game last year. After driving to the basket at Kansas (Jan. 11), he was fouled and went down hard, suffering a fracture in the hip socket and small fracture in the pelvic area after landing almost flat on his back. The hip fracture was not displaced and did not require surgery, although it did leave Muhleisen on crutches for nearly two months and off the court until late April.

Muhleisen used the time away from the court to work hard in the weight room, as he put on 10 pounds during the off-season. He returned to pickup games in May, needing only to wear a special hip pad.

The return of Muhleisen not only gives NU a morale boost – he was the team captain as a sophomore – it also puts the squad's most experienced point guard back in the lineup. Muhleisen has good size to match up with the larger point guards in the league, and possesses deceptive speed and outstanding floor vision. He has nearly a 2-to-1 assist-to-turnover ratio for his career, and with 152 assists needs 170 to move into the NU career top 10.

Muhleisen is a valuable scorer for the Huskers and could see more action on the wing. He enters his junior campaign with an 11.7 points-per-game average for his career. Muhleisen shot 46.9 percent from the floor in his 14 games last year, which was third on the team at the time of his injury and would have led the team at the end of the season if he had kept up that same pace.

In the classroom, Muhleisen is a four-time Big 12 Commissioner's Honor Roll member and will be a candidate for academic All-Big 12, All-District and All-America honors this year.

2002-03 (Sophomore)

Muhleisen was limited to just 14 games because of the season-ending injury, finishing with 11.7 points, 3.8 rebounds and 3.4 assists per contest. He scored 164 points, including eight double-figure contests, and would have surpassed the 500-point plateau for his career had he been healthy.

Muhleisen started the season on a solid note, hitting for a career-high 28 points in the second contest of the year against Alaska-Fairbanks at the Top of the World Classic. He set career highs for field goals (10), field-goal attempts (16) and three-pointers (5) while finishing with a team season-high point total and was named to the all-tournament team.

In the team's first home contest against UT-San Antonio, Muhleisen hit 5-of-7 field-goal attempts with five assists, one of four games he dished out at least five assists. He set a career high with 10 assists in an upset of nationally ranked Minnesota at home two games later. It was the first double-figure assist game by a Husker since the 1999 campaign.

Eight times Muhleisen hit at least 45.0 percent from the floor in a game, including three times over 60.0 percent. His field-goal percentage was outstanding, especially inside the arc where he hit 57.5 percent (46-of-80) from two-point range on the year.

Muhleisen hit 6-of-11 shots against UC Santa Barbara at the ASU Hoops Classic, while scoring 15 points to help the Huskers come back from a 10-point halftime deficit, NU's only victory all season after trailing at the intermission. Muhleisen then added 15 points and five assists against host ASU the following night to earn all-tournament honors.

Muhleisen nearly had his second 20-point game of the year against Denver, when he pitched in 19 points on 6-of-9 shooting, including hitting 3-of-5 attempts from long range.

Off the court, Muhleisen continued his solid run in the classroom. He was named to the Big 12 Commissioner's Honor Roll during both the fall and spring semesters for the second straight year.

2001-02 (Freshman)

Muhleisen was one of the Huskers' most consistent performers during his rookie season, when he ranked among the top five on the Husker freshman charts in five categories.

Muhleisen ranked second on the squad with 11.7 points per game while adding a team-high 3.8 assists per contest (105 total). He added 3.5 rebounds and 1.0 steals per game after leading the team with 821 minutes played, the first freshman in Nebraska history to lead the team in minutes.

The Lincoln native quickly moved up the Husker freshman charts, where he ranked fourth in points scored, third in scoring average, second in assists, third in three-pointers and tied for fifth in steals.

Muhleisen, who started every game but



Career Statistics

vs. All Opponents

Year	MP	G-GS	FG-FGA	Pct.	3FG-3FGA	Pct.	FT-FTA	Pct.	Rebounds		F	A	TO	B	S	TP-Avg.
									O-D	Tot.-Avg.						
2001-02	821	28-27	115-279	.412	35-124	.282	63-89	.708	23-75	98-3.5	65	105	51	5	28	328-11.7
2002-03	438	14-14	61-130	.469	15-50	.300	27-40	.675	16-37	53-3.8	28	47	38	0	2	164-11.7
Totals	1,259	42-41	176-409	.430	50-174	.287	90-129	.698	39-112	151-3.6	93	152	89	5	37	492-11.7

vs. Big 12 Opponents

Year	MP	G-GS	FG-FGA	Pct.	3FG-3FGA	Pct.	FT-FTA	Pct.	Rebounds		F	A	TO	B	S	TP-Avg.
									O-D	Tot.-Avg.						
2001-02	481	16-15	63-156	.418	19-69	.275	37-50	.740	18-44	62-3.9	36	58	34	4	16	182-11.4
2002-03	8	1-1	1-3	.333	0-1	.000	0-0	.000	0-1	1-1.0	0	0	0	0	0	2-2.0
Totals	489	17-16	64-159	.403	19-70	.271	37-50	.740	18-45	63-3.7	36	58	34	4	16	184-10.8

one (Senior Night at the Devaney Center), was among the top five freshmen in the league standings for scoring (11.7), assists (105 total, 3.8 apg), three-pointers (35) and steals (28, 1.0 spg). He scored in double figures 20 times and posted at least five assists in 10 contests. Muhleisen also led the Huskers in assists a team-high 16 times, including a season-high eight assists on two occasions (in his first collegiate game vs. North Carolina A&T at home and Iowa State on the road). Muhleisen's assist-to-turnover ratio (2.1-to-1) ranked in the top 15 in the league.

Muhleisen started the season on a strong note, hitting double-figure points in his first five games and adding at least five assists in five of the first nine games. He played one of his best non-conference games against Minnesota, hitting 4-of-9 shots from the floor, including 4-of-6 three-point attempts. He finished the night with 13 points, five assists and four rebounds.

In conference action, Muhleisen got off to a slow start in the first four games, but came on strong as the season progressed. He recorded double-figure points in 10 of the Huskers' last 12 league games, including a career-high 21 points in a victory over Kansas State on Feb. 9. He hit 4-of-8 shots from the field vs. the Wildcats and made a team season-high 11-of-11 attempts from the foul line. His total at the charity stripe was the best single-game free-throw percentage in the league during the season.

The Lincoln native came back with 13 points, eight assists and five rebounds at Iowa State. He added 15 points and six assists at Texas A&M before posting 13 points, four rebounds, two assists and two steals against No. 1 Kansas. Muhleisen guided a Husker offense that hit a school-record 18 three-pointers against the Jayhawks and led the top-ranked team in the nation by 12 points midway through the second half before falling, 88-87.

Muhleisen finished the regular season on a solid note. He collected 15 points in a 75-55 victory over Baylor to end the home schedule before adding a career-high eight rebounds with six points, five assists and two steals in the regular-season finale at Kansas State. He finished the year with 13 points against Colorado in the Big 12 Tournament.

During the summer of 2002, Muhleisen worked out with teammates in Lincoln before taking part in the Big 12 All-Stars' European tour. Muhleisen, who was one of just two sophomores on the team, was the fourth-leading scorer by averaging 10.3 points per game. He hit better than 57 percent from the floor, while nailing 7-of-14 shots from three-point range. Muhleisen collected double-figure points in five of the team's six games, as the All-Stars finished a perfect 6-0. He tied for second in steals with nine and was fourth on the team with 13 assists, including six in the finale.

In the classroom, Muhleisen was selected to the Big 12 Commissioner's Honor Roll for Fall 2001 and Spring 2002. Muhleisen was also named to the College of Business Administration Dean's List in Fall 2001.

High School

Muhleisen played at Lincoln Southeast High School for Coach Jeff Smith, a former Husker assistant coach. A three-year letterman, Muhleisen led the Knights to the state tournament his senior season with a 20-2 record and a No. 1 state ranking before falling in the state tournament.

Muhleisen averaged 16.0 points, 4.5 rebounds, 3.7 assists and 2.5 steals per game as a senior while being tabbed captain of the super-state first team by the Lincoln Journal Star. He was also an all-state selection by the Omaha World-Herald. Muhleisen was selected Nebraska's Mr. Basketball and state player of the year by USA Today.

Following his junior season at Southeast, Muhleisen was a Class A second-team all-state selection after averaging 16.3 points, 3.8 rebounds, 2.5 steals and 3.4 assists per game. Muhleisen hit 40.3 percent from three-point range that season.

Muhleisen also played football for Southeast, where he lettered two times. He was named to the academic all-state team following both his junior and senior seasons and was an honor roll student all four years of high school.

Personal

Jake is the son of David and Cindy Muhleisen. He has one brother, Adam, who is on the golf team at Drake University. Jake was born Nov. 18, 1982, and is majoring in finance at Nebraska.

2002-03 Game-by-game (14 games)

Opponent	MP	FG-A	3FG-A	FT-A	R	F	A	B	S	Pts.
#vs. Centenary	27	4-8	1-3	0-0	3	3	2	0	0	9
#vs. Alaska-Fairbanks	38	10-16	5-8	3-3	5	0	2	0	3	28
#vs. Ball State	37	3-14	0-7	0-1	3	3	4	0	0	6
#Texas-San Antonio	31	5-7	0-2	4-6	5	0	5	0	0	14
#at South Florida	33	6-15	2-4	0-0	8	3	3	0	0	14
#Minnesota	37	2-5	0-2	3-4	5	0	10	0	1	7
#IPFW	33	5-9	0-2	1-3	4	3	2	0	1	11
#Creighton	38	5-11	0-4	3-3	5	2	2	0	1	13
#vs. UC Santa Barbara	34	5-11	3-4	2-6	5	2	2	0	1	15
#at Arizona State	36	5-11	1-6	4-5	3	1	5	0	0	15
#Eastern Washington	19	2-5	0-1	0-0	1	5	3	0	1	4
#Denver	38	6-9	3-5	4-6	3	3	3	0	2	19
#Lipscomb	29	2-6	0-1	3-4	3	3	5	0	0	7
#at Kansas*	8	1-3	0-1	0-0	1	0	0	0	0	2
DNP rest of the season (injury)										
Totals	438	61-130	15-50	27-40	53	28	47	0	9	164

2001-02 Game-by-game (28 games)

Opponent	MP	FG-A	3FG-A	FT-A	R	F	A	B	S	Pts.
#N. Carolina A&T	32	6-10	1-4	0-0	4	3	8	0	0	13
#Winthrop	36	5-10	1-5	3-5	1	0	3	0	3	14
#Texas-San Antonio	24	7-12	2-3	0-0	4	4	5	1	1	16
#Wofford	26	3-6	1-2	3-4	5	1	5	0	2	10
#Western Illinois	20	4-8	2-4	9-10	2	1	2	0	1	19
#Oral Roberts	24	3-7	1-2	1-2	1	4	2	0	1	8
#at Creighton	27	5-12	1-5	3-6	1	1	5	0	1	14
#Sam Houston St.	29	3-12	1-5	3-6	2	5	4	0	0	10
#at Minnesota	33	4-9	4-6	1-2	4	2	5	0	0	13
#at Pacific	28	5-15	2-8	2-2	2	3	2	0	0	14
#Savannah State	29	1-9	0-5	0-0	6	2	4	0	1	2
#at Missouri*	25	4-9	2-4	0-0	1	2	2	0	2	10
#at Kansas*	29	4-13	0-6	1-3	6	2	2	0	2	9
#Colorado*	31	2-7	1-4	2-3	3	4	4	0	2	7
#Oklahoma*	14	0-4	0-1	0-0	2	2	1	1	0	0
#at Texas*	33	4-9	2-6	0-2	4	3	4	2	2	10
#at Oklahoma St.*	35	6-10	1-5	3-3	6	2	3	0	1	16
#Iowa State*	37	6-12	2-6	1-2	5	1	4	0	1	15
#Texas Tech*	26	3-10	1-4	4-4	4	2	1	0	0	11
#at Colorado*	29	3-10	2-6	5-6	1	3	2	0	1	13
#Kansas State*	31	4-8	2-4	11-11	5	0	5	0	0	21
#Missouri*	30	2-6	1-3	3-4	2	3	5	0	0	8
#at Iowa State*	30	5-11	3-5	0-0	5	3	8	0	0	13
#at Texas A&M*	32	6-11	1-4	2-3	2	3	6	0	1	15
#Kansas*	33	5-14	0-5	3-4	4	3	2	0	2	13
Baylor*	27	6-9	1-2	2-3	4	1	4	1	0	15
#at Kansas State*	38	3-13	0-4	0-2	8	2	5	0	2	6
#vs. Colorado*	32	6-13	0-6	1-2	4	3	2	0	2	13
Totals	821	115-279	35-124	63-89	98	65	105	5	28	328

*Big 12 Tournament game *Big 12 Conference game #game started

Career Highs

Points.....	28 vs. Alaska-Fairbanks (11/23/02)
Field goals.....	10 vs. Alaska-Fairbanks (11/23/02)
Three-point field goals.....	5 vs. Alaska-Fairbanks (11/23/02)
Rebounds.....	8 two times (last at South Florida 12/5/02)
Assists.....	10 vs. Minnesota (12/8/02)
Steals.....	3 two times (last vs. Alaska-Fairbanks 11/23/02)
Blocks.....	2 at Texas (1/19/02)
Minutes played.....	38 four times (last vs. Denver (1/4/03))

Corey Simms

21

Junior • Guard • 6-5 • 205 • St. Louis, Mo. (Normandy)

Honors

- Earned NU's Outstanding Defensive Player Award as voted by teammates (2003)



Outlook

Corey Simms looks to continue his outstanding progress on the court when he returns for his junior campaign in 2003-04. Simms, who has played in all but one game over the past two seasons, will try to solidify his spot in the starting lineup, where he found a permanent home in the third game last season.

After showing glimpses of a solid offensive game last year, Simms hopes to continue improving around the basket this season. But the place he can make the biggest difference for the Huskers is on defense, where he provided solid coverage while routinely being matched up with some of the opponent's top players last year.

Playing on the wing, Simms has good speed to go with his size. His shooting touch has improved over the past two seasons as has his passing ability, allowing him to become a vital part of the Nebraska offense.

2002-03 (Sophomore)

Simms made his first career start in NU's third game of the season and was in the opening lineup in 26 of the final 28 games of the season. Simms finished the season averaging 7.4 points, 4.9 rebounds and 1.4 assists in 30.7 minutes per game. He was one of only three players on the squad to average at least 30 minutes per game, while being second on the team with 891 minutes played.

Defensively, Simms was third on the team with 23 steals and eight blocked shots, including five in league action. His effort on the defensive side of the court led to his teammates voting him NU's outstanding defender in 2003. He also dished out 39 assists against 45 turnovers, the second-best assist-to-turnover ratio (0.9-to-1) among those Huskers who played at least 20 games.

Simms' improvement from his rookie campaign was immense, as he more than doubled his first season's scoring and rebounding totals. He hit 46.1 percent from the floor for the year and better than 50.0 percent from the field in 14 contests. Simms was third on the team

in rebounding – and first among guards – after recording 15 games with at least five boards. He chipped in a career-high 10 rebounds at South Florida and had three other contests with at least eight rebounds.

Simms ended the non-conference slate on a solid note, scoring double-figure points in three straight games, and averaged 3.0 assists per game over the last five contests before Big 12 play. Simms ended the non-league schedule with a career-best 20 points against Lipscomb, and finished the season with seven double-figure scoring efforts. He set career highs with eight field goals and 12 field-goal attempts against the Bisons and nearly made it a double-double by collecting nine rebounds, including six on the offensive glass.

During conference action, Simms' productivity went down a bit as he was required to do more defensively. He still averaged 6.7 points and 4.4 rebounds while leading the team in field-goal percentage at 43.2 percent. His playing time also went up during the league portion of the schedule, as he logged 31.1 minutes per game, third-highest on the team.

Simms scored 13 points on 6-of-11 shooting at Iowa State for his best scoring night in league play. He also had 10 points against Texas A&M and 12 points on 5-of-6 shooting from the floor against Texas.

2001-02 (Freshman)

Simms was one of just two true freshmen to play in every contest, but did not make a start. He averaged 3.6 points and 2.3 rebounds during the season as one of the first Huskers off the bench.

Simms found plenty of playing time early in the year, as he recorded at least 13 minutes of action in each of the first nine games. He hit 48.6 percent (17-of-35) from the floor in those nine contests, but was limited to just 36.7 percent (29-of-79) for the year.

Simms had one of his best all-around games against UT-San Antonio with nine points, five rebounds, three blocked shots, two steals and one assist. On the road, he helped the Huskers to a victory over Texas A&M by scoring a season-high 10 points, continually drawing fouls driving to the basket. He capitalized by hitting 8-of-10 attempts from the charity stripe.



Career Statistics

		vs. All Opponents										Rebounds					
Year	MP	G-GS	FG-FGA	Pct.	3FG-3FGA	Pct.	FT-FTA	Pct.	O-D	Tot.-Avg.	F	A	TO	B	S	TP-Avg.	
2001-02	346	28-0	29-79	.367	4-10	.400	40-65	.615	25-40	65-2.3	28	12	24	6	13	102-3.6	
2002-03	891	29-26	77-167	.461	4-8	.500	58-87	.667	59-82	141-4.9	58	39	45	8	23	216-7.4	
Totals	1,237	57-26	106-241	.440	8-18	.444	98-152	.645	84-122	206-3.6	86	51	69	14	36	318-5.6	
		vs. Big 12 Opponents															
Year	MP	G-GS	FG-FGA	Pct.	3FG-3FGA	Pct.	FT-FTA	Pct.	O-D	Tot.-Avg.	F	A	TO	B	S	TP-Avg.	
2001-02	169	16-0	8-36	.222	1-5	.200	19-29	.655	12-18	30-1.9	22	8	3	2	2	15-0.9	
2002-03	467	15-15	38-88	.432	3-5	.600	22-33	.667	30-36	66-4.4	26	16	21	5	9	101-6.7	
Totals	636	31-15	46-124	.371	4-10	.400	41-62	.661	42-54	96-3.1	48	24	24	7	11	116-3.7	

High School

Playing for Normandy High School under coach Malcolm Hill, Simms averaged 22 points, 6.6 rebounds, 2.7 assists and 3.1 steals per contest as a senior, earning first-team Class 4A all-state and all-metro accolades. Simms earned St. Louis Suburban North Conference Player-of-the-Year honors following his junior and senior seasons and was tabbed a second-team All-American by Street and Smith's following his senior campaign.

A strong defender, Simms was third in his conference in blocked shots while leading the Vikings to a 24-3 record during his senior season. He scored a personal-best 42 points in a contest as a senior.

During summer AAU league play, Simms averaged 19 points per game while helping the St. Louis Eagles to an impressive 38-4 record and a third-place finish at the national tournament. Simms was selected to play in the Missouri Hall of Fame Game and the public vs. private schools all-star game following his senior season.

Simms was named a scholar-athlete at his high school after lettering four times in basketball and three times in football, and regularly placing on the school honor roll.

Personal

Corey is the son of Latonia and Kenny Dallas and has one sister, Candice. He was born on March 17, 1983, and is majoring in sociology at Nebraska. He chose Nebraska after receiving interest from Florida, Minnesota, Missouri, Illinois and Kansas.

Career Highs

Points.....	20 vs. Lipscomb (1/7/03)
Field goals.....	8 vs. Lipscomb (1/7/03)
Three-point field goals.....	2 vs. Savannah State (1/2/02)
Rebounds.....	10 at South Florida (12/5/02)
Assists.....	5 vs. Eastern Washington (12/31/02)
Steals.....	2 10 times (last at Colorado 3/8/03)
Blocks.....	3 vs. Texas-San Antonio (11/28/01)
Minutes played.....	41 vs. Colorado (1/18/03)



2002-03 Game-by-game (29 games)

Opponent	MP	FG-A	3FG-A	FT-A	R	F	A	B	S	Pts.
vs. Centenary	27	3-6	0-0	4-4	6	3	2	0	1	10
vs. Alaska-Fairbanks	16	2-4	0-0	3-4	4	3	0	1	0	7
#vs. Ball State	28	2-5	0-0	1-1	8	3	1	0	0	5
#Texas-San Antonio	23	2-2	0-0	2-2	2	4	0	0	0	6
#at South Florida	33	3-5	0-0	2-4	10	2	1	0	1	8
#Minnesota	31	3-9	0-0	2-4	5	0	1	0	2	8
#IPFW	31	1-5	0-1	4-6	4	1	2	0	2	6
Creighton	28	2-3	0-0	4-6	9	2	1	0	2	8
#vs. UC Santa Barbara	33	3-4	0-0	1-1	1	5	4	0	1	7
#at Arizona State	33	1-3	0-0	0-0	3	2	2	1	1	2
#Eastern Washington	38	4-11	0-0	2-4	6	2	5	0	1	10
#Denver	39	4-7	0-0	2-4	6	3	0	0	2	10
#Lipscomb	35	8-12	0-0	4-8	9	0	4	1	1	20
#at Kansas*	33	2-8	1-1	3-4	7	2	1	0	2	8
#Texas A&M*	30	3-6	0-0	4-4	4	2	1	0	0	10
#Colorado*	41	2-8	0-0	4-5	9	3	1	0	0	8
#at Kansas State*	31	4-8	0-0	0-1	6	1	1	1	0	8
#at Iowa State*	38	6-11	0-0	1-3	2	3	1	0	2	13
#Missouri*	35	0-1	0-0	2-2	6	1	2	2	0	2
#Kansas*	26	3-5	0-0	0-0	2	1	2	0	1	6
#at Texas Tech*	35	2-8	1-1	0-0	6	2	1	1	0	5
Oklahoma State*	DNP (coaches decision)									
#Texas*	30	5-6	0-0	2-4	4	1	1	1	1	12
#at Missouri*	33	3-7	0-1	3-4	7	1	1	0	0	9
#at Baylor*	33	1-3	0-0	0-0	0	1	1	0	0	2
#Kansas State*	30	1-3	0-0	2-4	4	4	2	0	0	4
#Iowa State*	10	2-5	0-0	1-1	1	0	0	0	0	5
#at Oklahoma*	32	1-4	0-1	0-1	5	1	0	0	1	2
#at Colorado*	30	3-5	1-1	0-0	4	3	1	0	2	7
<u>#vs. Missouri^</u>	<u>30</u>	<u>1-3</u>	<u>1-2</u>	<u>5-6</u>	<u>3</u>	<u>2</u>	<u>0</u>	<u>0</u>	<u>0</u>	<u>8</u>
Totals	891	77-167	4-8	58-87	141	58	39	8	23	216

2001-02 Game-by-game (28 games)

Opponent	MP	FG-A	3FG-A	FT-A	R	F	A	B	S	Pts.
North Carolina A&T	13	0-0	0-0	1-2	2	1	1	0	0	1
Winthrop	15	2-3	0-0	3-6	3	3	1	0	1	7
Texas-San Antonio	15	4-4	0-0	1-3	5	1	1	3	2	9
Wofford	15	1-6	0-0	1-2	4	0	0	0	0	3
Western Illinois	14	2-4	0-0	0-0	7	2	0	0	0	4
Oral Roberts	16	1-3	0-0	5-6	0	0	1	1	0	7
at Creighton	22	2-6	0-0	1-2	2	1	1	0	2	5
Sam Houston State	15	2-5	0-1	4-6	1	1	0	0	1	8
at Minnesota	14	3-4	0-0	2-3	3	2	1	0	0	8
at Pacific	9	0-0	0-0	0-0	1	0	0	0	0	0
Savannah State	21	3-7	2-3	1-2	5	2	0	0	1	9
at Missouri*	16	1-1	0-0	0-0	2	1	0	1	1	2
at Kansas*	23	1-8	0-0	4-7	5	1	0	0	0	6
Colorado*	16	2-2	1-1	0-2	5	2	2	0	1	5
Oklahoma*	16	0-3	0-2	2-2	3	0	0	0	1	2
at Texas*	5	1-1	0-0	0-0	0	1	0	0	0	2
at Oklahoma State*	5	1-2	0-0	0-0	0	1	0	0	0	2
Iowa State*	8	0-0	0-0	1-2	0	0	0	0	0	1
Texas Tech*	11	1-3	0-1	0-0	2	1	0	0	0	2
at Colorado*	11	0-3	0-0	0-0	1	1	1	0	0	0
Kansas State*	11	0-3	0-1	3-4	2	2	0	0	1	3
Missouri*	10	0-1	0-0	1-2	3	0	0	0	0	1
at Iowa State*	7	0-2	0-0	0-0	1	0	1	1	0	0
at Texas A&M*	16	1-4	0-0	8-10	2	1	0	0	2	10
Kansas*	5	0-2	0-0	0-0	3	1	0	0	0	0
Baylor*	7	0-1	0-0	0-0	1	1	2	0	0	0
at Kansas State*	2	0-0	0-0	0-0	0	2	0	0	0	0
<u>vs. Colorado^</u>	<u>8</u>	<u>1-1</u>	<u>1-1</u>	<u>2-4</u>	<u>2</u>	<u>0</u>	<u>0</u>	<u>0</u>	<u>0</u>	<u>5</u>
Totals	346	29-79	4-10	40-65	65	28	12	6	13	102

*Big 12 Tournament game. ^Big 12 Conference game. #game started

INTRODUCTION

OUTLOOK

PLAYERS

COACHES

STAFF

OPPONENTS

REVIEW

RECORDS

HISTORY



John Turek

44

Junior • Forward • 6-9 • 240 • Council Bluffs, Iowa (Abraham Lincoln)

Honors

- NU Freshman Record for Blocks (39) and Rebounds (162)
- 2003 First-Team Academic All-Big 12
- Fall Big 12 Commissioner's Honor Roll (2001)
- Spring Big 12 Commissioner's Honor Roll (2002)

Outlook

Entering his third year in the Husker program, John Turek (pronounced TUR-ek) returns looking to continue his progress on offense and dominance on defense.

Nebraska's most athletic big man, Turek made strides on both ends of the court last year, but will be expected to contribute even more heavily on offense for the Huskers to find success.

Turek ranked second on the team in rebounding last year after becoming the first freshman in school history to lead NU in rebounding average in 2002. Turek has a chance to pick up his 500th point, 500th rebound and 100th blocked shot this season, joining a select few in Husker history. He has led NU in blocked shots each of the past two years and is on pace to rank among the top five shot blockers in NU history by year's end.

2002-03 (Sophomore)

One of just four players to see action in every game last year, Turek was the only Husker to start all 30 games, giving him 45 career starts to rank first on the team. He played 829 minutes, an average of 27.6 per game. It was the third-highest average on the team and the highest among post players for the second year in a row.

Turek continued to provide solid post play for the Huskers, averaging 7.8 points, 6.6 rebounds and 1.7 blocked shots per game. He was 14th in the conference rankings for rebounding and sixth for blocked shots, moving to 11th and fifth, respectively, in league-only games.

Turek's offensive improvement was most noticeable in his field-goal percentage, as he hit 43.4 percent from the floor to rank second on the squad among active players at the end of the year. He shot better in the conference season as well, where he averaged more points in league play (8.1 ppg) than non-conference action (7.4) for the second year in a row. Turek recorded five of eight double-figure scoring efforts during Big 12 play.

After struggling the first three games of the year, Turek turned it up a notch in the home opener, when he chipped in 12 points on 5-of-6 shooting with six rebounds

in a victory over Texas-San Antonio.

In the next contest against South Florida, Turek dominated the boards, pulling down a career-high 16 rebounds, which he tied against Denver. He finished with eight double-figure rebounding games for the year, giving him 12 in his career, the most of any current Nebraska player.

Turek picked up his first career double-double when he logged a season-high 18 points on 8-of-12 shooting from the field to go along with 11 rebounds against IPFW. He would add two more double-doubles (11 points, 10 rebounds vs. Lipscomb; 10 points, 14 rebounds vs. Kansas State) to rank second on the team, trailing Andrew Drevo's six.

In the paint, Turek helped Nebraska record its best field-goal percentage defense in more than 30 years as he picked up 52 blocked shots on the season. His total ranked third all-time among NU sophomores and just missed the school single-season top 10 list. Turek's two-year total (91) already ranks sixth in Nebraska history.

Despite only scoring seven points and pulling down three boards, Turek played a dramatic role in the upset of nationally ranked Minnesota at home, as he recorded a career-high five blocked shots against the Gophers. It was one of seven contests that he had at least three blocked shots, as he had multiple blocks in half (15) of NU's contests. He failed to record a block in only five games.

In the classroom, Turek continued to excel as he was named first-team academic All-Big 12. He is the 33rd Husker basketball player to earn first-team all-league honors.

2001-02 (Freshman)

Turek played a large role in the paint for the Huskers, seeing action in 26 contests with 15 starts. The only two games he missed were against Missouri and at Iowa State during the Big 12 slate, when he was sidelined with a sprained ankle.

Turek averaged 5.4 points while recording team highs in rebounding average (6.2 rpg, 162 total) and blocked shots (39 total, 1.4 bpg). He was sixth on the team in minutes played with 592 (22.8 mpg), which was the most among NU post players.

At the Big 12 Tournament against Colorado, Turek's effort left him with 11 rebounds, seven points and three blocked shots. The 11 rebounds gave him 162 for the season, which broke the previous NU freshman record of 161 shared by Venson Hamilton (1996) and Dave Hoppen (1983), both all-conference performers during their NU careers. His three blocked shots also moved him into a tie on the rookie blocked shot list with Hamilton, who also

Career Statistics

vs. All Opponents

Year	MP	G-GS	FG-FGA	Pct.	3FG-3FGA	Pct.	FT-FTA	Pct.	Rebounds							TP-Avg.
									O-D	Tot.-Avg.	F	A	TO	B	S	
2001-02	592	26-15	61-156	.391	0-0	.000	19-50	.380	70-92	162-6.2	71	17	19	39	14	141-5.4
2002-03	829	30-30	95-219	.434	0-1	.000	43-98	.439	77-120	197-6.6	99	26	40	52	23	233-7.8
Totals	1,421	56-45	156-375	.416	0-1	.000	62-148	.419	147-212	359-6.4	170	43	59	91	37	374-6.7

vs. Big 12 Opponents

Year	MP	G-GS	FG-FGA	Pct.	3FG-3FGA	Pct.	FT-FTA	Pct.	Rebounds							TP-Avg.
									O-D	Tot.-Avg.	F	A	TO	B	S	
2001-02	364	14-12	40-102	.392	0-0	.000	13-35	.371	33-57	90-6.4	36	12	12	23	7	93-6.6
2002-03	461	16-16	52-130	.400	0-1	.000	26-61	.426	46-60	106-6.6	55	14	24	27	14	130-8.1
Totals	825	30-28	92-232	.397	0-1	.000	39-96	.406	79-117	196-6.5	91	26	36	50	21	223-7.4

had 39 blocks in 1996. Turek's team-leading 162 rebounds marked the first time in NU history that a freshman led the squad in rebounding.

Turek finished the regular season on a strong note. In his final four games (after returning from the ankle injury), he hit 16-of-31 (51.6 percent) attempts from the floor for 9.0 points per game, and averaged 9.8 rebounds. His effort led the Huskers to a 2-2 record during that span, with one of the losses coming in a one-point setback to No. 1 Kansas. In his first 21 games, Turek had hit just 42-of-117 (35.9 percent) from the field for 4.5 points per game, while adding 5.5 rebounds.

The Council Bluffs, Iowa, native had a breakout offensive game in the regular-season finale, as he scored a career-high 20 points to lead the Huskers in a loss at Kansas State. After missing his first shot from the floor, Turek connected on seven straight field-goal attempts before finishing 8-of-12 from the field. He added eight rebounds, two blocked shots and one steal. His only other double-figure scoring game came against Colorado on the road, when he had 10 points with three boards, two assists, three blocks and one steal.

Turek recorded a team season-high 12 rebounds against Kansas, with seven points and three assists, before coming back with nine boards, seven points and a career-high five blocked shots in a 75-55 victory over Baylor. On the year, Turek had 15 games with at least seven rebounds and 12 games with at least two blocked shots. He recorded his first double-figure rebounding effort of the year with 10 rebounds against Pacific in his first career start. He also had 10 boards, with six points, two blocks and two steals in an 80-69 upset of No. 20/23 Texas Tech at home.

Off the court, Turek was selected to the Dean's List at the College of Business Administration in Fall 2001, and was selected to the Big 12 Commissioner's Honor Roll in Fall 2001 and Spring 2002.

High School

Turek lettered three times at Abraham Lincoln High School for Coach Bruce Chubick Sr., who is the father of former Husker standout forward Bruce Chubick Jr.

As a senior, Turek averaged 18 points, 12 rebounds, three blocks and two steals per game while helping the team to a 24-1 record. Following his senior season, Turek was selected to the all-state and All-Western Iowa first-teams, along with earning all-conference honors. He was also named the city player of the year in 2000-01. Against Sioux City West, Turek turned in his top prep performance, collecting 26 points, 22 rebounds, six blocked shots and three steals.

Turek also lettered twice in golf, placing second in the city tournament as a high school sophomore. He was an honor roll student all four years, finishing with a 3.8 grade-point average.

Personal

John is the son of John and Luellen Turek. He has three sisters, Ulette, Rachelle and Elisha, and one brother, Josh. Elisha begins her first year at Oral Roberts this season, where she is on a basketball scholarship while Josh played professional wheelchair basketball in Italy last year. John was born Feb. 19, 1983, and is majoring in business administration at Nebraska. Turek chose Nebraska after being recruited by Central Michigan, Central Florida, Iowa, Old Dominion, Drake and Creighton.

Career Highs

Points..... 20 at Kansas State (3/2/02)
 Field goals..... 8 two times (last vs. IPFW 12/14/02)
 Three-point field goals..... None
 Rebounds..... 16 vs. Denver (1/4/03)
 Assists..... 3 vs. Kansas (2/24/02)
 Steals..... 4 vs. Kansas State (2/25/03)
 Blocks..... 5 two times (last vs. Minnesota 12/8/02)
 Minutes played..... 38 vs. Colorado (1/18/03)

2002-03 Game-by-game (30 games)

Opponent	MP	FG-A	3FG-A	FT-A	R	F	A	B	S	Pts.
#vs. Centenary	24	3-5	0-0	1-2	2	4	1	3	0	7
#vs. Alaska-Fairbanks	23	1-5	0-0	0-0	3	3	1	1	0	2
#vs. Ball State	22	2-5	0-0	0-0	3	4	1	0	0	4
#Texas-San Antonio	25	5-6	0-0	2-2	6	4	0	1	0	12
#at South Florida	31	2-8	0-0	1-2	16	0	2	2	2	5
#Minnesota	30	3-7	0-0	1-2	3	3	0	5	2	7
#IPFW	32	8-12	0-0	2-4	11	3	2	4	2	18
#Creighton	19	3-9	0-0	1-4	3	4	0	2	0	7
#vs. UC Santa Barbara	29	4-7	0-0	0-0	5	2	0	2	2	8
#at Arizona State	11	1-1	0-0	0-0	1	5	1	0	0	2
#Eastern Washington	33	3-5	0-0	2-4	6	1	1	2	0	8
#Denver	34	1-4	0-0	4-10	16	2	2	0	1	6
#Lipscomb	22	5-8	0-0	1-3	10	4	0	2	0	11
#at Kansas*	17	3-6	0-0	0-0	3	1	1	0	1	6
#Texas A&M*	32	1-6	0-0	1-2	10	1	0	4	1	3
#Colorado*	38	7-9	0-0	2-4	7	4	2	2	0	16
#at Kansas State*	27	1-6	0-0	1-2	3	5	1	0	0	3
#at Iowa State*	37	3-10	0-0	2-3	11	1	1	1	0	8
#Missouri*	35	4-9	0-0	1-3	8	5	1	4	0	9
#Kansas*	24	2-7	0-0	1-4	5	3	2	3	1	5
#at Texas Tech*	23	4-7	0-0	2-4	4	3	2	1	1	10
#Oklahoma State*	34	2-6	0-1	2-11	13	5	1	1	2	6
#Texas*	26	2-8	0-0	5-7	5	5	1	1	2	9
#at Missouri*	36	1-6	0-0	0-0	6	3	1	1	0	2
#at Baylor*	16	4-7	0-0	0-0	2	4	0	2	1	8
#Kansas State*	33	4-10	0-0	2-5	14	4	0	1	4	10
#Iowa State*	35	7-12	0-0	3-5	6	1	0	3	0	17
#at Oklahoma*	20	3-6	0-0	1-6	4	5	0	1	0	7
#at Colorado*	28	4-15	0-0	3-5	5	5	1	2	1	11
#vs. Missouri^	33	2-7	0-0	2-4	6	5	1	1	0	6
Totals	829	95-219	0-1	43-98	197	99	26	52	23	233

2001-02 Game-by-game (26 games)

Opponent	MP	FG-A	3FG-A	FT-A	R	F	A	B	S	Pts.
North Carolina A&T	16	1-1	0-0	0-0	0	2	0	0	1	2
Winthrop	19	2-2	0-0	0-1	3	2	0	1	0	4
Texas-San Antonio	20	2-5	0-0	0-0	8	4	0	2	0	4
Wofford	15	3-6	0-0	0-0	7	3	0	1	1	6
Western Illinois	11	1-4	0-0	0-0	3	2	0	0	1	2
Oral Roberts	15	2-4	0-0	0-2	6	2	0	1	1	4
at Creighton	16	1-3	0-0	0-0	5	2	0	1	1	2
Sam Houston State	14	2-6	0-0	0-0	7	5	0	3	0	4
at Minnesota	23	3-5	0-0	3-4	3	5	1	1	0	9
#at Pacific	25	1-6	0-0	2-2	10	2	1	0	0	4
#Savannah State	27	0-4	0-0	0-3	9	1	2	3	1	0
#at Missouri*	36	3-8	0-0	0-1	9	2	0	2	0	6
#at Kansas*	29	4-10	0-0	0-2	4	4	0	0	1	8
#Colorado*	30	1-10	0-0	0-1	8	4	0	2	1	2
#Oklahoma*	23	1-4	0-0	1-2	7	2	1	2	0	3
#at Texas*	10	0-2	0-0	0-2	3	4	0	1	0	0
#at Oklahoma St.*	32	2-4	0-0	0-1	0	1	0	2	0	4
#Iowa State*	24	3-7	0-0	2-3	3	5	0	1	0	8
#Texas Tech*	29	3-12	0-0	0-1	10	0	2	2	2	6
#at Colorado*	27	5-11	0-0	0-1	3	2	2	3	1	10
#Kansas State*	20	2-3	0-0	3-4	7	2	1	1	0	7
Missouri*				DNP (injury)						
at Iowa State*				DNP (injury)						
at Texas A&M*	21	2-7	0-0	1-2	7	4	3	0	0	5
#Kansas*	23	3-6	0-0	1-7	12	3	3	0	0	7
Baylor*	28	3-6	0-0	1-2	9	1	0	5	1	5
#at Kansas State*	32	8-12	0-0	4-6	8	2	0	2	1	20
#vs. Colorado^	27	3-8	0-0	1-3	11	5	1	3	1	7
Totals	592	61-156	0-0	19-50	162	71	17	39	14	141

*Big 12 Tournament game *Big 12 Conference game ^game started

INTRODUCTION

OUTLOOK

PLAYERS

COACHES

STAFF

OPPONENTS

REVIEW

RECORDS

HISTORY



Jason Dourisseau 1

Sophomore • Guard • 6-5 • 195 • Omaha, Neb. (Burke)

Honors

- Fall Big 12 Commissioner's Honor Roll (2002)
- Spring Big 12 Commissioner's Honor Roll (2003)

Outlook

Returning for his second season with the Huskers, Jason Dourisseau (Dah-ROO-so) looks to take it to another level after a solid freshman campaign.

With good size and quickness, Dourisseau possesses a slashing style and quick feet, helping him get into the lane and create shots. He can hit from outside the arc and rebound well from the backcourt, while his size provides an advantage defensively. Dourisseau has trained at the point, shooting guard and on the wing, but will likely see most of his time at the two or three spots.

2002-03 (Freshman)

One of two freshmen – along with Wes Wilkinson – and one of just four Huskers to play in all 30 games, Dourisseau had a strong first season by averaging 4.9 points and 1.6 rebounds in 17.4 minutes of action per game. He shot 35.0 percent from the floor but hit just 23.9 percent from three-point range and 55.3 percent from the foul line. Dourisseau added 24 assists on the campaign, and had 16 steals to rank fifth on the team.

Dourisseau scored in double figures four times during the season, including twice in NU's first four games. He had 12 points on 4-of-7 shooting, including a season-high three three-pointers, against Ball State at the Top of the World Classic and followed up with 11 points on 5-of-9 shooting in his first contest at home against Texas-San Antonio.

Dourisseau's best game of his young career came against Eastern Washington near the end of the non-conference schedule, when he had a game-high 19 points on 7-of-17 shooting. He hit a pair of treys and added three rebounds and an assist in a season-high 33 minutes of action.

Down the stretch, Dourisseau's long-range shooting tailed off, as he hit just 2-of-21 three-point attempts over the last 12 games, but his rebounding and ball distribution picked up greatly. During that span, he had two of his best rebounding games of the season, including a season-high seven boards against Iowa State at home. Dourisseau added four assists and seven points against the Cyclones for one of his best all-around performances in league play.

High School

Playing for Coach Gary Graner at Omaha Burke High School, Dourisseau averaged more than 17 points and seven rebounds as a senior, both of which were team highs. Dourisseau, who ranked among the top 175 recruits nationally by some publications, led the Bulldogs to the Nebraska Class A state semifinals in 2002. He helped Burke to a 17-5 final record before the Bulldogs fell in the semifinals to eventual state champion Grand Island and current teammate Wes Wilkinson.

Dourisseau finished his prep career in fine fashion, earning first-team all-state honors from several publications. He also earned academic all-state honors from the Lincoln Journal Star. Dourisseau was selected to play in the annual Nebraska-South Dakota All-Star Game and the Nebraska Coaches All-Star Game during the summer following his senior season.

As a junior, Dourisseau helped Burke to a 15-8 record and the state semifinals by averaging 16 points, four rebounds and four assists per

game. He was a first-team all-state selection as a junior. During the summer, he helped his team to the title at the Mr. Basketball Invitational while earning MVP honors.

As a sophomore, he helped Burke finish with a 20-4 record and earned state tournament runner-up accolades.

Personal

Jason is the son of Richard and Geneva Dourisseau. He has one brother, Devin, and one sister, Dena. He was born Dec. 7, 1983, and majoring in communication studies at Nebraska. Jason was named to the honor roll every semester of high school and was a National Honor Society member. He chose Nebraska over Creighton, Iowa State and Saint Louis.

Career Highs

Points..... 19 vs. Eastern Washington (12/31/02)
 Field goals..... 7 vs. Eastern Washington (12/31/02)
 Three-point field goals..... 3 vs. Ball State (11/24/02)
 Rebounds..... 7 vs. Iowa State (3/1/03)
 Assists..... 4 vs. Iowa State (3/1/03)
 Steals 3 at Iowa State (1/25/03)
 Blocks 2 vs. Texas (2/15/03)
 Minutes played..... 33 vs. Eastern Washington (12/31/02)

2002-03 Game-by-game (30 games)

Opponent	MP	FG-A	3FG-A	FT-A	R	F	A	B	S	Pts.
vs. Centenary	8	1-3	0-2	0-0	1	0	0	0	0	2
vs. Alaska-Fairbanks	3	0-0	0-0	0-0	0	0	0	0	0	0
vs. Ball State	20	4-7	3-4	1-1	1	1	0	0	1	12
Texas-San Antonio	21	5-9	1-4	0-2	3	1	1	0	1	11
at South Florida	15	1-3	0-1	0-0	2	0	0	0	0	2
Minnesota	12	2-4	0-2	0-0	1	2	1	0	0	4
IPFW	15	1-3	1-2	0-0	2	3	2	1	2	3
#Creighton	12	1-4	1-2	0-0	0	2	1	0	0	3
vs. UC Santa Barbara	21	4-7	1-3	0-2	2	3	2	0	2	9
at Arizona State	15	0-3	0-1	0-0	1	0	0	0	0	0
Eastern Washington	33	7-17	2-6	3-4	3	5	1	0	0	19
Denver	18	3-6	1-2	1-3	2	1	0	0	0	8
#Lipscomb	22	2-6	0-3	1-1	3	1	1	0	1	5
at Kansas*	17	0-8	0-3	0-0	0	1	1	0	1	0
vs. Texas A&M*	25	2-10	0-2	0-0	4	1	1	0	0	4
Colorado*	10	1-3	1-2	0-0	1	0	1	0	1	3
at Kansas State*	22	3-10	2-5	3-4	2	1	1	0	0	11
at Iowa State*	16	2-5	1-2	3-4	1	1	1	0	3	8
Missouri*	23	1-7	0-4	2-4	0	2	0	0	0	4
Kansas*	21	1-6	0-3	3-3	1	2	1	1	0	5
at Texas Tech*	27	3-5	1-3	0-0	0	1	1	0	0	7
Oklahoma State*	24	2-6	0-2	0-2	1	3	1	0	1	4
Texas*	12	1-2	0-0	0-0	2	4	1	2	0	2
at Missouri*	2	0-0	0-0	0-1	1	0	0	0	0	0
at Baylor*	10	1-1	0-0	0-1	0	2	1	0	0	2
Kansas State*	18	2-6	1-3	0-0	2	2	0	0	0	5
Iowa State*	27	3-6	0-1	1-2	7	3	4	0	1	7
at Oklahoma*	18	1-3	0-1	2-2	2	3	0	0	2	4
at Colorado*	22	1-5	0-2	1-2	4	1	1	0	0	3
vs. Missouri*	13	0-2	0-2	0-0	0	1	0	0	0	0
Totals	522	55-157	16-67	21-38	47	49	24	2	16	147

*Big 12 Tournament game; *Big 12 Conference game; #game started

Career Statistics

vs. All Opponents		Rebounds										TP-Avg.				
Year	MP	G-GS	FG-FGA	Pct.	3FG-3FGA	Pct.	FT-FTA	Pct.	O-D	Tot.-Avg.	F	A	TO	B	S	TP-Avg.
2002-03	522	30-3	55-157	.350	16-67	.239	21-38	.553	11-36	47-1.6	49	24	36	2	16	147-4.9
vs. Big 12 Opponents												TP-Avg.				
Year	MP	G-GS	FG-FGA	Pct.	3FG-3FGA	Pct.	FT-FTA	Pct.	O-D	Tot.-Avg.	F	A	TO	B	S	TP-Avg.
2002-03	294	16-1	24-83	.289	6-33	.182	15-25	.600	5-23	28-1.8	27	15	22	1	9	69-4.3



Bronsen Schliep 15

Sophomore • Forward • 6-7 • 205 • Fairfield, Neb. (Sandy Creek)

Honors

- Earned NU's Most Improved Player Award as voted by teammates (2003)
- Men's Basketball Team Lifter of the Year (2003)
- Fall Big 12 Commissioner's Honor Roll (2001, 2002)
- Spring Big 12 Commissioner's Honor Roll (2002, 2003)
- Dean's List four consecutive semesters

Outlook

Entering his third year in the program, Bronsen Schliep (pronounced Shleep) looks to earn more playing time on the wing this season after continuing his solid progress from last year.

A walk-on, Schliep adds size and speed on the wing for the Huskers. His ability to penetrate from the wing and run the floor, as well as his defensive presence, adds to his ability to contribute this season. Schliep provides a solid offensive game, helping NU as part of the scout team in practice.

One of the top student-athletes at Nebraska, Schliep carried a perfect grade-point average (4.0) through his first two years at NU and will contend for academic honors again this season.

2002-03 (Redshirt Freshman)

Schliep worked his way into 11 games during his initial campaign, where he averaged just 0.2 points and 0.3 rebounds. He scored his only points of the season while playing a season-high nine minutes on the road against Kansas. Schliep hit 1-of-2 field-goal attempts against the Jayhawks while picking up one of his three rebounds (also against Centenary and Texas Tech) on the year.

Despite the relatively few minutes he saw on the court, Schliep made an impression on his teammates, as he received the team's Most Improved Award by a vote of his peers at the annual NU basketball awards banquet. Schliep also was named the men's basketball Lifter of the Year for his work in the weight room.

Off the court, Schliep was named to the Big 12 Commissioner's Honor Roll for Fall 2002 and Spring 2003. He continued his excellence in the classroom by being named to the Dean's List twice, making it four consecutive semesters with a perfect 4.0 grade-point average.

2001-02 (Freshman)

Schliep walked on and practiced with NU but redshirted during the season. In the classroom, he was named to the Big 12 Commissioner's Honor Roll for Fall 2001 and Spring 2002, while also being named to the Dean's List twice.

High School

Schliep played basketball for coach Alan Ehlers at Sandy Creek High School, where he lettered three times. As a senior, Schliep averaged 21 points and seven rebounds per game while adding three assists per contest. He earned first-team all-state honors and was named the Tribland player of the year. He also earned all-county and all-league first-team honors. Schliep had a career-high 35 points in a game as a senior, with 28 in the second half.

Also a standout on the track, Schliep qualified for the state meet in the high jump, long jump and triple jump as a senior. He placed third in the high jump and had a personal-best leap of 6-7 as a senior.

Schliep was the valedictorian of his high school senior class, graduating with a 4.0 grade-point average. He was also a National Honor Society member and a finalist for the Wendy's High School Heisman in Nebraska.

Personal

Bronsen is the son of Marvin and Raelene Schliep. He has one sister, Brandy. Bronsen was born Dec. 13, 1982, and is majoring in business administration/pre-dentistry at Nebraska. His father, Marvin, attended UNL and was a member of the yell squad and club rowing team.

Bronsen is a Regents and Peter Kiewit Scholar at Nebraska. He chose to join the Huskers as a walk-on after being recruited by Air Force, Dartmouth, Nebraska-Kearney and Northwest Missouri State.

Career Highs

Points.....	2 at Kansas (1/11/03)
Field goals.....	1 at Kansas (1/11/03)
Three-point field goals.....	None
Rebounds.....	1 three times (last at Texas Tech 2/5)
Assists.....	None
Steals.....	None
Blocks.....	None
Minutes played.....	9 at Kansas (1/11/03)

2002-03 Game-by-game (11 games)

Opponent	MP	FG-A	3FG-A	FT-A	R	F	A	B	S	Pts.
vs. Centenary	1	0-0	0-0	0-1	1	0	0	0	0	0
Texas-San Antonio	1	0-0	0-0	0-0	0	0	0	0	0	0
Minnesota	1	0-1	0-1	0-0	0	1	0	0	0	0
IPFW	1	0-0	0-0	0-0	0	0	0	0	0	0
at Arizona State	1	0-0	0-0	0-0	0	0	0	0	0	0
Eastern Washington	1	0-0	0-0	0-0	0	0	0	0	0	0
Lipscomb	2	0-1	0-0	0-0	0	0	0	0	0	0
at Kansas*	9	1-2	0-0	0-0	1	0	0	0	0	2
at Kansas State*	1	0-1	0-0	0-0	0	0	0	0	0	0
Kansas*	1	0-0	0-0	0-0	0	0	0	0	0	0
at Texas Tech*	1	0-1	0-0	0-0	1	0	0	0	0	0
Totals	20	1-6	0-1	0-1	3	1	0	0	0	2

*Big 12 Tournament game *Big 12 Conference game

Career Statistics

vs. All Opponents

Year	MP	G-GS	FG-FGA	Pct.	3FG-3FGA	Pct.	FT-FTA	Pct.	Rebounds					TP-Avg.		
									O-D	Tot-Avg.	F	A	TO	B	S	
2002-03	20	11-0	1-6	.167	0-1	.000	0-1	.000	2-1	3-0.3	1	0	0	0	0	2-0.2

vs. Big 12 Opponents

Year	MP	G-GS	FG-FGA	Pct.	3FG-3FGA	Pct.	FT-FTA	Pct.	Rebounds					TP-Avg.		
									O-D	Tot-Avg.	F	A	TO	B	S	
2002-03	12	4-0	1-4	.250	0-0	.000	0-0	.000	1-1	2-0.5	0	0	0	0	0	2-0.5



Tony Wilbrand

45

Sophomore • Center • 6-10 • 250 • Alliance, Neb. [Alliance]

Honors

- 2003 Second-Team Academic All-Big 12
- Fall Big 12 Commissioner's Honor Roll (2001, 2002)
- Spring Big 12 Commissioner's Honor Roll (2002, 2003)

Outlook

Tony Wilbrand returns for his second year with the Huskers and looks to again add depth in the paint. He possesses a good touch around the basket, and his size allows him a chance to provide solid defensive pressure down low. Wilbrand has an outstanding work ethic and his hustle helped him earn valuable experience on the court in his first year.

2002-03 (Redshirt Freshman)

A walk-on, Wilbrand came in unheralded but quickly made a noticeable impression on the coaching staff while earning playing time in 21 contests – the only Husker to play at least 20 games without a start. He averaged just 0.5 points and 0.6 rebounds, but did many of the little things on defense to help Nebraska in the paint. That extra hustle led to extended playing time down the stretch, including a season-high 10 minutes against Texas.

On the boards, Wilbrand had 13 rebounds with eight of those on the offensive end, including five of six total in conference play. He had a season-high four boards against Lipscomb, and added two against Texas in his only other multiple-rebound game.

Wilbrand scored the first points of his career against Ball State, going 1-of-2 from the field. He recorded season highs in made (2) and attempted (3) field goals against Lipscomb, when he also recorded his only block of the year.

In the classroom, Wilbrand earned second-team academic All-Big 12 honors, the only redshirt freshman to make the first or second team. He was also named to the Big 12 Commissioner's Fall and Spring Honor Roll.

2001-02 (Freshman)

Wilbrand walked on for the Huskers and practiced with the team but redshirted during the season. In the classroom, he was named to the Big 12 Commissioner's Fall and Spring Honor Roll.

High School

Wilbrand lettered three years at Alliance High School under Coach Rocky Almond. During his career, he led Alliance to a Class B state title in 2001 and a state semifinal berth in 2000. As a senior in 2001, Wilbrand averaged 17 points and 13 rebounds per game with four blocked shots per contest. He also shot 74 percent from the floor.

Wilbrand was selected to the Omaha World-Herald All-Nebraska team and named the Western Conference's Player of the Year following his senior season. He also earned first-team All-Western Conference honors as a senior.

Wilbrand recorded a career-high 27 points against Ogallala as a sophomore and had two triple-doubles in the state tournament against South Sioux City and Lincoln Pius X.

Wilbrand lettered four times in track and field and twice in tennis. He was an honor roll student all four years.

Personal

Tony is the son of Cathy Wilbrand and the late Herman Wilbrand. He has three sisters, Joanne, Elizabeth and Theresa, and two brothers, Bill and Charlie. Tony was born on May 27, 1983, and is majoring in computer science at Nebraska. He was recruited to play basketball by Drake, Colorado State and Creighton before choosing to join the Huskers as a walk-on.

Career Highs

Points..... 4 at Kansas (1/11/03)
 Field goals..... 2 at Kansas (1/11/03)
 Three-point field goals..... None
 Rebounds..... 4 vs. Lipscomb (1/7/03)
 Assists..... 1 two times (last at Colorado 3/8/03)
 Steals..... 1 two times (last vs. Texas 2/15/03)
 Blocks..... 1 vs. Lipscomb (1/7/03)
 Minutes played..... 10 vs. Texas (2/15/03)

2002-03 Game-by-game (21 games)

Opponent	MP	FG-A	3FG-A	FT-A	R	F	A	B	S	Pts.
vs. Centenary	1	0-1	0-0	0-0	0	0	0	0	0	0
vs. Ball State	6	1-2	0-0	0-0	0	4	0	0	0	2
Texas-San Antonio	1	0-0	0-0	0-0	0	0	0	0	0	0
Minnesota	2	0-0	0-0	0-0	1	1	0	0	0	0
IPFW	2	0-0	0-0	0-2	0	0	0	0	0	0
at Arizona State	5	0-0	0-0	0-0	1	0	0	0	0	0
Denver	2	0-0	0-0	0-0	1	1	0	0	0	0
Lipscomb	9	0-0	0-0	1-2	4	1	1	1	1	1
at Kansas*	9	2-3	0-0	0-0	1	4	0	0	0	4
Texas A&M*	1	0-0	0-0	0-0	0	0	0	0	0	0
Colorado*	4	0-0	0-0	0-0	0	0	0	0	0	0
at Kansas State*	7	0-0	0-0	0-0	1	1	0	0	0	0
Kansas*	7	0-1	0-0	1-2	1	1	0	0	0	1
at Texas Tech*	3	0-1	0-0	0-0	1	1	0	0	0	0
Texas*	10	1-2	0-0	0-0	2	0	0	0	1	2
at Missouri*	6	0-0	0-0	0-0	0	0	0	0	0	0
at Baylor*	3	0-0	0-0	0-0	0	0	0	0	0	0
Kansas State*	2	0-0	0-0	0-0	0	1	0	0	0	0
at Oklahoma*	8	0-0	0-0	0-0	0	1	0	0	0	0
at Colorado*	5	0-0	0-0	0-0	0	0	1	0	0	0
vs. Missouri*	2	0-0	0-0	0-0	0	0	0	0	0	0
Totals	94	4-10	0-0	2-6	13	16	2	1	2	10

*Big 12 Tournament game. *Big 12 Conference game.

Career Statistics

vs. All Opponents

Year	MP	G-GS	FG-FGA	Pct.	3FG-3FGA	Pct.	FT-FTA	Pct.	O-D	Tot.-Avg.	F	A	TO	B	S	TP-Avg.
2002-03	94	21-0	4-10	.400	0-0	.000	2-6	.333	8-5	13-0.6	16	2	6	1	2	10-0.5

vs. Big 12 Opponents

Year	MP	G-GS	FG-FGA	Pct.	3FG-3FGA	Pct.	FT-FTA	Pct.	O-D	Tot.-Avg.	F	A	TO	B	S	TP-Avg.
2002-03	65	12-0	3-7	.429	0-0	.000	1-2	.500	5-1	6-0.5	9	1	3	0	1	7-0.6



Wes Wilkinson 11

Sophomore • Forward • 6-9 • 205 • Grand Island, Neb. (Grand Island)

Honors

- Nebraska Mr. Basketball and Gatorade Circle of Champions Player of the Year (2002)
- Ranked among top 70 prep players nationally (Hoop Scoop, 2003)

Outlook

Wes Wilkinson returns for his second season in the Husker program. He joined Nebraska last year after being one of the most highly recruited prep players in the state in recent years.

Wilkinson's size and mobility provides a solid base as he looks for increased playing time. Wilkinson can finish around the basket and hit from outside the arc. He has worked on his shooting touch in the off-season, while also searching for his past form that made him one of the top defensive players in state prep history.

2002-03 (Freshman)

One of just four players – including two true freshmen in Wilkinson and Jason Dourisseau – to play in every contest, Wilkinson averaged 1.8 points and 1.8 rebounds in his first season with the Huskers. He averaged 9.9 minutes per game and made two starts on the year – at Texas Tech and against Oklahoma State – while seeing double-figure minutes in 13 games of the season.

Wilkinson played both power forward and on the wing for much of the season. Wilkinson was one of the team's top free-throw shooters as he connected on 77.8 percent from the charity stripe. In non-conference play, he hit 9-of-10 shots from the free-throw line, and added a season-best 4-of-4 in league action against Texas Tech.

Wilkinson collected six points in his first career game against Centenary and came back with season highs in points (7) and rebounds (7) in the final game of the Top of the World Classic against Ball State. It was one of four games that Wilkinson had at least four rebounds, while he also collected his first career blocked shot against the Cardinals.

Against Texas Tech, Wilkinson made his first career start, pitching in six points and six rebounds for his best effort against league competition.

High School

The top player in the state of Nebraska as a senior, Wilkinson played at Grand Island High School for coach Dave Oman. Wilkinson earned first-team all-state honors from both the Lincoln Journal Star and Omaha World-Herald, while serving as the honorary captain for both squads. He earned the state of Nebraska's Mr. Basketball title and was the Gatorade Circle of Champions Player of the Year as a senior. After an outstanding senior campaign, Wilkinson was tabbed one of the top 70 high school seniors by Hoop Scoop.

Wilkinson averaged 18.6 points and 7.5 rebounds per game while adding 90 blocked shots on the season. He helped the Islanders to a 23-1 record and a Class A (largest) state title as a senior. He earned all-tournament honors after producing 13 points, 14 rebounds and eight blocked shots in the title game against Lincoln Southeast. Wilkinson also helped Grand Island to a state title as a freshman with a 16-9 record.

During his junior season, Wilkinson averaged 16 points, 7.5 rebounds and five assists per game and was named to the all-conference second team. For his career, Wilkinson finished with 1,065 points, 549 rebounds and 248 blocked shots.

During the summer of 2002, Wilkinson helped Team Nebraska win the Nebraska-South Dakota All-Stars game. He scored a game-record 31 points in the Nebraska Coaches' All-Star Game, despite not starting. Off the court, he was selected to the high school honor roll four times

Personal

Wes is the son of Teresa Wilkinson and Kevin and Debbie Wilkinson. He has four sisters, Mandy, Jamie, Erica and Abbey. Both Jamie and Erica are current students at Nebraska.

Career Highs

Points..... 7 vs. Ball State (11/24/02)
 Field goals..... 3 vs. Centenary (11/21/02)
 Three-point field goals..... 1 three times (last vs. Kansas 2/1/03)
 Rebounds..... 7 vs. Ball State (11/24/02)
 Assists..... 1 eight times (last vs. Iowa State 3/1/03)
 Steals..... 1 three times (last at Colorado 3/8/03)
 Blocks..... 1 six times (last vs. Oklahoma State 2/12/03)
 Minutes played..... 23 vs. Ball State (11/24/02)

2002-03 Game-by-game (30 games)

Opponent	MP	FG-A	3FG-A	FT-A	R	F	A	B	S	Pts.
vs. Centenary	12	3-7	0-0	0-0	2	4	1	1	0	6
vs. Alaska-Fairbanks	4	0-0	0-0	0-0	1	0	0	0	0	0
vs. Ball State	23	2-9	1-4	2-2	7	2	0	0	1	7
Texas-San Antonio	12	0-1	0-0	0-0	1	1	0	1	0	0
at South Florida	7	0-2	0-1	2-2	0	2	0	0	0	2
Minnesota	7	1-2	1-1	0-1	2	1	0	1	0	3
IPFW	11	0-0	0-0	0-0	2	1	0	0	0	0
Creighton	6	1-3	0-1	0-0	1	4	1	0	0	2
vs. UC Santa Barbara	8	0-1	0-0	0-0	3	1	1	0	0	0
at Arizona State	20	0-4	0-3	2-2	6	3	1	0	0	2
Eastern Washington	13	0-1	0-1	0-0	2	0	0	0	0	0
Denver	14	1-1	0-0	3-4	3	1	0	0	0	5
Lipscomb	10	2-3	0-1	0-0	3	3	0	0	0	4
at Kansas*	8	0-2	0-1	0-0	2	2	0	1	0	0
Texas A&M*	6	0-2	0-1	0-0	1	2	0	0	0	0
Colorado*	4	0-1	0-0	0-0	0	0	0	0	0	0
at Kansas State*	8	1-2	0-0	0-0	1	3	1	0	0	2
at Iowa State*	3	0-0	0-0	0-0	0	0	0	0	0	0
Missouri*	12	0-1	0-1	0-0	2	0	0	0	0	0
Kansas*	16	1-2	1-1	1-2	4	2	0	1	0	4
#at Texas Tech*	18	1-4	0-1	4-4	6	2	1	0	1	6
#Oklahoma State*	20	0-3	0-1	0-0	1	3	1	1	0	0
Texas*	9	2-3	0-0	0-0	0	0	0	0	0	4
at Missouri*	9	1-2	0-0	0-0	0	2	0	0	0	2
at Baylor*	8	1-4	0-1	0-1	2	1	0	0	0	2
Kansas State*	3	0-0	0-0	0-0	0	0	0	0	0	0
Iowa State*	10	0-1	0-0	0-0	1	1	1	0	0	0
at Oklahoma*	6	1-3	0-1	0-0	1	1	0	0	0	2
at Colorado*	7	0-1	0-0	0-0	0	0	0	0	1	0
vs. Missouri*	2	0-0	0-0	0-0	1	1	0	0	0	0
Totals	296	18-65	3-20	14-18	55	43	8	6	3	53

*Big 12 Tournament game *Big 12 Conference game #game started

Career Statistics

vs. All Opponents

Year	MP	G-GS	FG-FGA	Pct.	3FG-3FGA	Pct.	FT-FTA	Pct.	O-D	Tot-Avg.	F	A	TO	B	S	TP-Avg.
2002-03	296	30-2	18-65	.277	3-20	.150	14-18	.778	14-41	55-1.8	43	8	31	6	3	53-1.8

vs. Big 12 Opponents

Year	MP	G-GS	FG-FGA	Pct.	3FG-3FGA	Pct.	FT-FTA	Pct.	O-D	Tot-Avg.	F	A	TO	B	S	TP-Avg.
2002-03	147	16-2	8-31	.258	1-8	.125	5-7	.714	4-17	21-1.3	19	4	10	3	2	22-1.4



Bob Kempf

31

Freshman • Center • 6-10 • 220 • Shickley, Neb. (Shickley)

Honors

- First-team all-state honors (2003)
- All-conference first team and league player of the year (2003)
- 22 ppg, 11 rpg, 5 bpg as a senior

Outlook

Bob Kempf joins the Huskers as a walk-on for the 2003-04 campaign, the only non-scholarship newcomer for Nebraska this season. One of the Huskers' tallest players, Kempf can use his height and size to provide a defensive presence in the paint, blocking shots and grabbing rebounds. Kempf has continued to improve over the past two years, and after working in the Husker Power program, will have a chance to provide solid depth in the paint for the Huskers.

High School

Kempf was a three-year letterwinner in basketball at Shickley High School under coach Dave Bahe. Kempf earned first-team all-state honors from the Lincoln Journal Star and Omaha World-Herald in his final season. He was also an all-state selection by the state's high school coaches, and selected to play in the state all-star game.

As a senior, Kempf helped Shickley High School to a runner-up finish at the state tournament. It was the second time in four years that Shickley reached the final eight at the state tourney.

After averaging 22 points, 11 rebounds and five blocks per game, Kempf was named to the all-conference team and the league's player of the year. He recorded at least 30 points in a game twice during high school competition,

and had a career high 20 rebounds in a contest. Kempf added 11 blocks twice during his prep career.

Kempf lettered three times for the Shickley football team and earned one letter in golf. He was also an honor roll member.

Personal

Bob is the son of Dave and Susie Kempf. He was born Dec. 11, 1984, and has two brothers, Neal and Brian. Bob has not declared a major.



Marcus Neal Jr.

10

Junior • Guard • 6-0 • 175 • Annapolis, Md. (Annapolis/Polk CC)

Honors

- NJCAA Honorable-Mention All-American (2003)
- Ranked No. 30 JUCO prospect by CBS.sportsline.com (2003)
- Ranked in Top 60 JUCO Sophomores by Basketball News (2003)
- Suncoast Conference Player of the Year (2003)
- 20.2 ppg, 5.4 apg, 3.9 rpg as a JUCO sophomore (2003)

Outlook

Marcus Neal Jr. enters his first season with the Huskers after spending the past two years at Polk Community College in Winter Haven, Fla., under coach Matt Furjanic. Neal will have every opportunity to win starting duties at point guard for the Huskers. A talented athlete, Neal possesses solid speed and acceleration, and can penetrate the lane when not creating opportunities for his teammates. His ability to score in the lane and outside the arc makes him a dual threat for opposing defenses.

Previous College

Neal led Polk CC to a 23-9 record in 2002-03, helping the Vikings to their first conference title in seven years. PCC reached the NJCAA District 8 Regional Tournament before falling in the championship game.

Neal led Polk in scoring with 20.2 points per game as a sophomore in 2002-03 while adding a team-high 174 assists (5.4 apg), 80 steals (2.5 spg) and a 1.36-to-1 assist-to-turnover ratio. He contributed 3.9 rebounds per game while hitting 42.9 percent from the floor and 77.3 percent from the charity stripe. He added 69 of the team's 113 three-point field goals on the season.

Neal's efforts were noticed by the league's coaches, as he was selected to the all-conference first team while being named the 2003 Suncoast Conference Player of the Year. He was also named one of the top 60 JUCO

sophomores by Basketball Times magazine in December 2002, and was an NJCAA honorable-mention All-American in 2003. He was ranked the No. 30 JUCO prospect by CBS.sportsline.com in June 2003.

Neal averaged 18.9 points per game (1,189 total) for his career after scoring 17.5 points per contest as a freshman. He also had 3.9 assists, 4.7 rebounds and 1.6 steals per game during his rookie season in 2001-02 when he was named to the all-conference and all-freshman teams.

High School

Neal was a two-time second-team all-state pick at Annapolis (Md.) High School under coach John Brady. Neal helped Annapolis to a 96-11 record over four years, averaging better than 17 points and seven assists per game as a sophomore and junior. He added 30 points and 5.5 assists per game as a senior before earning All-Metro honors. He was the school's career leader in points, assists and three-pointers, and a two-year honor roll member.

Personal

Marcus is the son of Marilyn Booth-Carter and Louis Carter. He was born April 22, 1982, and has one sister, MaKenya McFarland. He is majoring in sociology at Nebraska. Marcus chose Nebraska over Baylor, East Carolina, Mississippi, South Florida and Florida International.



James Reynolds 23

Freshman • Guard • 6-2 • 180 • Los Angeles, Calif. (Crenshaw)

Honors

- Led Crenshaw HS to Los Angeles City Tournament Quarterfinals (2003)
- 18.5 ppg, 3 rpg as a senior

Outlook

The Huskers' last scholarship signee for the 2003-04 recruiting class, James Reynolds signed with Nebraska in late July. One of three newcomers at the guard position, Reynolds is the only two-guard in this year's in-coming class.

Reynolds has a good shooting touch with the ability to create his own shot. His range extends past the three-point line, and will give him a chance to earn immediate playing time for the Huskers. Reynolds is a terrific athlete, and can provide Nebraska with another solid scorer.

High School

Reynolds finished his prep career with one season at Crenshaw High School in Los Angeles, Calif. Playing in the California Interscholastic Federation-Los Angeles City Section, Reynolds led Crenshaw to the quarterfinals of the 16-team City Tournament in 2003 before falling by a single point. The CIF-LA City Section includes 52 schools with an enrollment of more than 155,000 students.

Reynolds played for coach Willie West at Crenshaw, averaging 18.5 points, three rebounds and two assists per game. Reynolds was a two-guard for Crenshaw, helping the team to a 20-6 record as the team's best long-distance shooter. Reynolds hit at least six three-pointers in three contests in 2003.

Before joining the program at Crenshaw, Reynolds played one season at Lynwood High School in Lynwood, Calif. He averaged nearly 20 points per game for Lynwood during his junior campaign. As a freshman and sophomore, Reynolds played at Redondo Union High School in Redondo Beach, Calif. He played on the varsity squad at Redondo Union and was on the honor roll one year.

Personal

James is the son of James Reynolds Sr. He was born Jan. 15, 1985, and is majoring in economics at Nebraska. James chose Nebraska after receiving early recruiting interest from Colorado, Oklahoma and a number of Pac-10 schools.



Charles Richardson Jr. 3

Freshman • Guard • 5-8 • 155 • Maywood, Ill. (Proviso East)

Honors

- Top-Rated Point Guard in the State of Illinois as Senior
- All-Conference Selection and Nominated for All-America Honors (2003)
- Led Proviso East (Ill.) HS to top 25 regular-season national ranking (2003)
- 15 ppg, 8 apg, 6 spg as a senior

Outlook

Charles Richardson Jr. enters his first season in the Husker program after guiding his Proviso East High School squad each of the past four years. A speedy, defensive-minded point guard, he will add depth in the backcourt and could see significant action in his first season in Lincoln. Richardson, who looks to pass first, is also a capable scorer with solid range.

High School

As a senior, Richardson was the top-ranked point guard in the state as he led Proviso East to a 25-4 record and a top 25 regular-season national ranking under coach Troy Jackson. On the court, Richardson averaged 15 points, eight assists, six steals and five rebounds per game, while Proviso East finished the season ranked 12th in the state.

Richardson, who was regarded as one of the top defensive guards in Chicago, was an all-conference selection and nominated for All-America honors, earning honorable-mention accolades from FutureStars.com. Throughout his career, Richardson was paired with Michigan State recruit Shannon Brown at Proviso East, who was regarded as the top shooting guard nationally among high schoolers in 2002-03. The pair was also in the starting backcourt at Proviso East with Dee Brown in 2002, who went to Illinois where he was the league's top freshman in 2003.

During his junior campaign, Richardson helped Proviso East finish with a 26-3 record in 2001-02 while reaching the sectional final before losing to the eventual state runner-up. Richardson averaged 12 points, six steals, five assists and four rebounds on the season.

Richardson started his prep career on solid ground, as he averaged more than 10 points, four assists and four steals during each of his first two years of high school. During Richardson's sophomore year, the Pirates went 25-4.

Following his sophomore and junior seasons, Richardson played summer ball under coach Larry Butler with the Illinois Warriors, an elite AAU team that Richardson helped to the national 17-and-under title in 2001.

A National Honor Society member off the court, Richardson carried a 3.8 grade-point average as an honor roll student.

Personal

Charles is the grandson of Dorothy and Thornton Callum. He was born Oct. 12, 1984, and has two sisters, Takisha and Carolyn, and one brother, Dominique. He is majoring in education at Nebraska. Richardson chose the Huskers after receiving interest from Marquette, DePaul, Mississippi State and Southern Illinois.

INTRODUCTION

OUTLOOK

PLAYERS

COACHES

STAFF

OPPONENTS

REVIEW

RECORDS

HISTORY

Shuan Stegall

5

Freshman • Guard/Forward • 6-6 • 215 • Stone Mountain, Ga. (Redan)



Honors

- Led Redan HS to Georgia Final Four (2003)
- Second-team all-state selection (2003)
- Honorable-Mention All-American (FutureStars.com, 2003)
- Dekalb County Player of the Year (2003)
- 24.5 ppg, 11.4 rpg, 6.1 apg as a senior

Outlook

Shuan Stegall (pronounced Stee-GULL) begins his first year at Nebraska after an outstanding senior campaign at Redan High School in Stone Mountain, Ga. One of the state's top players last season, Stegall, whose given name is Gerald DeShuan Stegall, looks to provide a physical presence on the wing, and will use his slashing ability to create solid scoring opportunities.

High School

A three-year letterwinner under coach Dalton Greene, Stegall played the point, shooting guard and on the wing in high school. His scoring and rebounding ability helped his team to a berth in the state tournament three times including a trip to the state semifinals in Georgia's largest class as a senior.

Stegall led Redan in nearly every statistical category, finishing the campaign with 24.5 points, 11.4 rebounds, 6.1 assists and 2.1 steals per game in 2002-03. He was one of several leaders on the team, as the squad had three Division I recruits.

Stegall was recognized for his contributions on the basketball court as he earned second-team all-state honors following his senior season. After leading the county in scoring and rebounding, Stegall was named the Dekalb County Player of the Year.

Stegall was also selected as an honorable-mention All-American by FutureStars.com after helping Redan reach the Elite Eight in 2001-02 while finishing with a 21-5 record. He averaged 17.3 points and 8.1 rebounds per game as a junior and added 4.7 assists, 2.0 steals and 2.4 blocks per game to earn first-team All-Dekalb County honors.

During the summer of 2002, Stegall played for the Georgia Stars under coach Norman Parker. The Stars made an incredible run that culminated with the team placing third at the AAU national tournament. Stegall had a breakout tournament, averaging 10 points, six rebounds, five assists, one steal and one block.

In the classroom, Stegall carried a 3.0 grade-point average as an honor roll student.

Personal

Shuan is the son of Gerald and Tamika Stegall. He was born April 14, 1985. Shuan has not declared a major. He selected the Huskers after receiving interest from Miami, Marshall, Louisiana Tech, Clemson, Georgia State and Georgia.

INTRODUCTION

OUTLOOK

PLAYERS

COACHES

STAFF

OPPONENTS

REVIEW

RECORDS

HISTORY

Husker Career Stats vs. Big 12

vs. Baylor

Player	G-GS	MP	FG-A	Pct.	3FG-A	Pct.	FT-A	.Pct	Reb.	Avg.	A	TO	B	S	Pts.	Avg.
Muhleisen	1-0	27	6-9	.667	1-2	.500	2-3	.667	4	4.0	4	4	1	0	15	15.0
Conklin	3-0	71	13-20	.650	12-19	.632	3-4	.750	10	3.3	3	1	0	0	41	13.7
Drevo	1-1	33	5-11	.454	3-6	.500	0-0	.000	6	6.0	1	1	1	1	13	13.0
Johnson	1-1	36	5-10	.500	0-1	.000	0-0	.000	2	2.0	0	1	1	1	10	10.0
Turek	2-1	44	7-13	.539	0-0	.000	1-2	.500	11	5.5	0	5	7	2	15	7.5
Dourisseau	1-0	10	1-1	1.000	0-0	.000	0-1	.000	0	0.0	1	1	0	0	2	2.0
Wilkinson	1-0	8	1-4	.250	0-1	.000	0-1	.000	2	2.0	0	0	0	0	2	2.0
Simms	2-1	40	1-4	.250	0-0	.000	0-0	.000	1	0.5	3	0	0	0	2	1.0
Wilbrand	1-0	3	0-0	.000	0-0	.000	0-0	.000	0	0.0	0	1	0	0	0	0.0
Totals	13-4	272	39-72	.542	16-29	.552	6-11	.545	36	-	12	14	10	4	100	-

vs. Colorado

Player	G-GS	MP	FG-A	Pct.	3FG-A	Pct.	FT-A	.Pct	Reb.	Avg.	A	TO	B	S	Pts.	Avg.
Johnson	2-2	76	17-37	.459	0-3	.000	9-14	.643	11	6.5	5	3	0	1	43	21.5
Drevo	2-2	64	12-23	.522	5-13	.385	8-12	.667	17	8.5	4	7	0	2	37	18.5
Muhleisen	3-3	93	11-30	.367	3-16	.188	8-11	.727	8	2.7	8	4	0	5	33	11.0
Turek	5-5	150	20-53	.377	0-0	.000	6-14	.429	34	6.8	6	4	12	4	46	9.2
Simms	5-2	95	9-17	.529	3-3	1.000	6-10	.600	16	3.2	5	8	0	3	27	5.4
Conklin	7-3	107	7-32	.219	5-23	.217	2-2	1.000	13	1.9	6	5	2	0	21	3.0
Dourisseau	2-0	32	2-8	.250	1-4	.250	1-2	.500	5	2.5	2	2	0	1	6	3.0
Wilkinson	2-0	11	0-2	.000	0-0	.000	0-0	.000	0	0.0	0	1	0	1	0	0.0
Wilbrand	2-0	9	0-0	.000	0-0	.000	0-0	.000	0	0.0	1	0	0	0	0	0.0
Totals	30-17	637	78-202	.386	17-62	.274	40-65	.615	104	-	37	37	14	17	213	-

vs. Iowa State

Player	G-GS	MP	FG-A	Pct.	3FG-A	Pct.	FT-A	.Pct	Reb.	Avg.	A	TO	B	S	Pts.	Avg.
Muhleisen	2-2	67	11-23	.478	5-11	.455	1-2	.500	10	5.0	12	3	0	1	28	14.0
Conklin	6-3	112	10-24	.417	9-18	.500	2-2	1.000	11	1.8	2	5	3	3	31	5.2
Turek	3-3	96	13-29	.448	0-0	.000	7-11	.636	20	6.7	1	4	5	0	33	11.0
Simms	4-2	63	8-16	.500	0-0	.000	3-6	.500	4	1.0	2	1	1	2	19	4.8
Johnson	2-2	74	13-35	.371	4-6	.667	7-8	.875	11	5.5	5	9	0	2	37	18.5
Dourisseau	2-0	43	5-11	.455	1-3	.333	4-6	.667	8	4.0	5	5	0	4	15	7.5
Wilkinson	2-0	13	0-1	.000	0-0	.000	0-0	.000	1	0.5	1	0	0	0	0	0.0
Drevo	2-1	55	10-23	.435	1-8	.125	2-4	.500	10	5.0	0	2	2	1	23	11.5
Bohac	1-0	1	0-0	.000	0-0	.000	0-0	.000	0	0.0	0	0	0	0	0	0.0
Totals	24-13	524	70-162	.432	20-46	.435	26-39	.667	75	-	28	29	11	13	186	-

vs. Kansas

Player	G-GS	MP	FG-A	Pct.	3FG-A	Pct.	FT-A	.Pct	Reb.	Avg.	A	TO	B	S	Pts.	Avg.
Drevo	2-2	54	9-22	.409	4-15	.267	0-1	.000	10	5.0	0	3	2	3	22	11.0
Johnson	2-2	68	7-20	.350	0-2	.000	6-7	.857	6	3.0	8	13	0	5	20	10.0
Muhleisen	3-3	70	10-30	.333	0-12	.000	4-7	.571	11	3.7	4	6	0	4	24	8.0
Turek	4-4	93	12-29	.414	0-0	.000	2-13	.154	24	6.0	6	1	3	3	26	6.5
Simms	4-2	87	6-23	.261	1-1	1.000	7-11	.636	17	4.3	3	7	0	3	20	5.0
Conklin	6-1	100	10-28	.357	6-17	.353	0-2	.000	16	2.7	3	7	1	1	26	4.3
Dourisseau	2-0	38	1-14	.071	0-6	.000	3-3	1.000	1	0.5	2	3	1	1	5	2.5
Wilbrand	2-0	16	2-4	.500	0-0	.000	1-2	.500	2	1.0	0	0	0	0	5	2.5
Wilkinson	2-0	24	1-4	.250	1-2	.500	1-2	.500	6	3.0	0	3	2	0	4	2.0
Schliep	2-0	10	1-2	.500	0-0	.000	0-0	.000	1	0.5	0	0	0	0	2	1.0
Bohac	3-0	4	0-1	.000	0-0	.000	0-0	.000	1	0.3	0	0	0	0	0	0.0
Totals	32-14	564	59-177	.333	12-55	.218	24-48	.500	95	-	26	43	9	20	154	-

vs. Kansas State

Player	G-GS	MP	FG-A	Pct.	3FG-A	Pct.	FT-A	.Pct	Reb.	Avg.	A	TO	B	S	Pts.	Avg.
Turek	4-4	112	15-31	.484	0-0	.000	10-17	.588	32	8.0	2	6	4	5	40	10.0
Muhleisen	2-2	69	7-21	.333	2-8	.250	11-13	.846	13	6.5	10	4	0	2	27	13.5
Conklin	7-4	164	17-40	.425	13-29	.448	4-5	.800	31	4.4	9	6	5	5	51	7.3
Simms	4-2	74	5-14	.357	0-1	.000	5-9	.555	12	3.0	3	2	1	1	15	3.8
Bohac	2-0	5	0-1	.000	0-0	.000	1-2	.500	2	1.0	0	1	0	1	1	0.5
Drevo	2-2	50	8-25	.320	2-10	.200	10-12	.833	9	4.5	2	4	3	1	28	14.0
Johnson	2-2	65	11-22	.500	1-4	.250	5-9	.555	10	5.0	6	4	0	4	28	14.0
Wilkinson	2-0	11	1-2	.500	0-0	.000	0-0	.000	1	0.5	1	1	0	0	2	1.0
Dourisseau	2-0	40	5-16	.313	3-8	.375	3-4	.750	4	2.0	1	2	0	0	16	8.0
Wilbrand	2-0	9	0-0	.000	0-0	.000	0-0	.000	1	0.5	0	0	0	0	0	0.0
Schliep	1-0	1	0-1	.000	0-0	.000	0-0	.000	0	0.0	0	0	0	0	0	0.0
Totals	30-16	600	69-173	.399	21-60	.350	49-71	.690	115	-	34	30	13	19	208	-

INTRODUCTION

OUTLOOK

PLAYERS

COACHES

STAFF

OPPONENTS

REVIEW

RECORDS

HISTORY

vs. Missouri

Player	G-GS	MP	FG-A	Pct.	3FG-A	Pct.	FT-A	.Pct	Reb.	Avg.	A	TO	B	S	Pts.	Avg.
Drevo	3-3	95	18-49	.367	9-28	.321	14-22	.636	31	10.3	1	9	3	1	59	19.7
Johnson	3-3	102	16-44	.363	4-14	.286	7-10	.700	15	5.0	8	12	0	4	43	14.3
Muhleisen	2-2	55	6-15	.400	3-7	.429	3-4	.750	3	1.5	7	4	0	2	18	9.0
Turek	4-4	140	10-30	.333	0-0	.000	3-8	.375	29	7.3	3	8	8	0	23	5.8
Conklin	7-1	91	14-33	.424	9-23	.391	1-2	.500	11	1.6	0	3	0	1	39	5.6
Simms	5-3	124	5-13	.385	1-3	.333	11-14	.786	21	4.3	3	7	3	1	22	4.5
Dourisseau	3-0	37	1-9	.111	0-6	.000	2-5	.400	1	0.3	0	4	0	0	4	1.3
Wilkinson	3-0	23	1-3	.000	0-1	.000	0-0	.000	1	0.3	0	0	0	0	2	0.7
Wilbrand	2-0	8	0-0	.000	0-0	.000	0-0	.000	0	0.0	0	0	0	0	0	0.0
Bohac	1-0	1	0-0	.000	0-0	.000	0-0	.000	0	0.0	0	0	0	0	0	0.0
Totals	33-16	666	71-193	.368	26-82	.317	41-65	.631	112	-	22	47	14	9	210	-

vs. Oklahoma

Player	G-GS	MP	FG-A	Pct.	3FG-A	Pct.	FT-A	.Pct	Reb.	Avg.	A	TO	B	S	Pts.	Avg.
Drevo	1-1	33	11-17	.647	1-2	.500	1-2	.500	4	4.0	0	3	1	0	24	24.0
Turek	2-2	43	4-10	.400	0-0	.000	2-8	.250	11	5.5	1	3	3	0	10	5.0
Conklin	3-0	47	5-15	.333	4-10	.400	0-0	.000	7	2.3	1	1	0	3	14	4.7
Dourisseau	1-0	18	1-3	.333	0-1	.000	2-2	1.000	2	2.0	0	1	0	2	4	4.0
Simms	2-1	48	1-7	.143	0-3	.000	2-3	.667	8	4.0	0	3	0	2	4	2.0
Johnson	1-1	29	0-2	.000	0-1	.000	2-2	1.000	4	4.0	1	2	0	1	2	2.0
Wilkinson	1-0	6	1-3	.333	0-1	.000	0-0	.000	1	1.0	0	0	0	0	2	2.0
Bohac	2-0	3	1-1	1.000	0-0	.000	0-0	.000	0	0.0	1	1	0	0	2	1.0
Muhleisen	1-1	14	0-4	.000	0-1	.000	0-0	.000	2	2.0	1	0	1	0	0	0.0
Wilbrand	1-0	8	0-0	.000	0-0	.000	0-0	.000	0	0.0	0	1	0	0	0	0.0
Totals	15-6	249	24-62	.387	5-19	.263	9-17	.529	39	-	5	20	5	8	62	-

vs. Oklahoma State

Player	G-GS	MP	FG-A	Pct.	3FG-A	Pct.	FT-A	.Pct	Reb.	Avg.	A	TO	B	S	Pts.	Avg.
Johnson	1-1	39	5-16	.313	1-4	.250	6-7	.857	3	3.0	1	1	0	2	17	17.0
Muhleisen	1-1	35	6-10	.600	1-5	.200	3-3	1.000	6	6.0	3	4	0	1	16	16.0
Drevo	1-1	19	4-10	.400	2-3	.667	0-0	.000	2	2.0	0	3	0	0	10	10.0
Conklin	3-2	87	8-26	.308	6-20	.300	7-7	1.000	13	4.3	7	8	3	2	29	9.7
Turek	2-2	66	4-10	.400	0-1	.000	2-12	.167	13	6.5	1	3	3	2	10	5.0
Dourisseau	1-0	24	2-6	.333	0-2	.000	0-2	.000	1	1.0	1	0	0	1	4	4.0
Simms	1-0	5	1-2	.500	0-0	.000	0-0	.000	0	0.0	0	1	0	0	2	2.0
Wilkinson	1-1	20	0-3	.000	0-1	.000	0-0	.000	1	1.0	1	2	1	0	0	0.0
Totals	11-8	295	30-83	.361	10-36	.278	18-31	.581	39	-	14	22	7	8	88	-

vs. Texas

Player	G-GS	MP	FG-A	Pct.	3FG-A	Pct.	FT-A	.Pct	Reb.	Avg.	A	TO	B	S	Pts.	Avg.
Muhleisen	1-1	33	4-9	.444	2-6	.333	0-2	.000	4	4.0	4	2	2	2	10	10.0
Drevo	1-1	27	3-8	.375	1-3	.333	2-5	.400	3	3.0	1	2	1	0	9	9.0
Johnson	1-1	30	3-7	.429	0-0	.000	2-2	1.000	4	4.0	1	4	0	3	8	8.0
Simms	2-1	35	6-7	.857	0-0	.000	2-4	.500	4	2.0	1	3	1	1	14	7.0
Turek	2-2	36	2-10	.200	0-0	.000	5-9	.556	8	4.0	1	1	2	2	9	4.5
Conklin	3-1	63	4-17	.235	4-16	.250	0-2	.000	8	2.7	4	1	0	0	12	4.0
Wilkinson	1-0	9	2-3	.667	0-0	.000	0-0	.000	0	0.0	0	1	0	0	4	4.0
Dourisseau	1-0	12	1-2	.500	0-0	.000	0-0	.000	2	2.0	1	2	0	0	2	2.0
Wilbrand	1-0	10	1-2	.500	0-0	.000	0-0	.000	2	2.0	0	0	0	1	2	2.0
Totals	13-7	257	26-65	.400	7-25	.280	11-24	.458	35	-	13	16	6	9	70	-

vs. Texas A&M

Player	G-GS	MP	FG-A	Pct.	3FG-A	Pct.	FT-A	.Pct	Reb.	Avg.	A	TO	B	S	Pts.	Avg.
Muhleisen	1-1	32	6-11	.545	1-4	.250	2-3	.667	2	2.0	6	3	0	1	15	15.0
Drevo	1-1	30	5-11	.455	2-6	.333	2-4	.500	8	8.0	0	3	0	0	14	14.0
Johnson	1-1	37	5-15	.333	1-5	.200	2-2	1.000	6	6.0	2	2	0	2	13	13.0
Simms	2-1	46	4-10	.400	0-0	.000	12-14	.857	6	3.0	1	4	0	2	20	10.0
Conklin	3-1	54	6-14	.429	5-12	.417	0-0	.000	8	3.7	4	0	1	0	17	5.7
Turek	2-1	53	3-13	.231	0-0	.000	2-4	.500	17	8.5	3	0	4	1	8	4.0
Dourisseau	1-1	25	2-10	.200	0-2	.000	0-0	.000	4	4.0	1	2	0	0	4	4.0
Bohac	2-0	2	0-1	.000	0-1	.000	0-0	.000	0	0.0	0	0	0	0	0	0.0
Wilkinson	1-0	6	0-2	.000	0-1	.000	0-0	.000	1	1.0	0	1	0	0	0	0.0
Wilbrand	1-0	1	0-0	.000	0-0	.000	0-0	.000	0	0.0	0	0	0	0	0	0.0
Totals	15-7	288	31-87	.356	9-31	.290	20-27	.741	52	-	17	15	5	6	91	-

vs. Texas Tech

Player	G-GS	MP	FG-A	Pct.	3FG-A	Pct.	FT-A	.Pct	Reb.	Avg.	A	TO	B	S	Pts.	Avg.
Muhleisen	1-1	26	3-10	.300	1-4	.250	4-4	1.000	4	4.0	1	2	0	0	11	11.0
Turek	2-2	52	7-19	.368	0-0	.000	2-5	.400	14	7.0	4	2	3	3	16	8.0
Dourisseau	1-0	27	3-5	.600	1-3	.333	0-0	.000	0	0.0	1	2	0	0	7	7.0
Wilkinson	1-1	18	1-4	.250	0-1	.000	4-4	1.000	6	6.0	1	1	0	1	6	6.0
Drevo	1-1	26	2-13	.154	1-8	.125	0-1	.000	10	10.0	2	4	0	0	5	5.0
Conklin	3-1	58	5-10	.500	4-9	.444	0-0	.000	10	3.3	2	1	0	0	14	4.7
Simms	2-1	46	3-11	.273	1-2	.500	0-0	.000	8	4.0	1	4	1	0	7	3.5
Schliep	1-0	1	0-1	.000	0-0	.000	0-0	.000	1	1.0	0	0	0	0	0	0.0
Bohac	1-0	1	0-0	.000	0-0	.000	0-0	.000	0	0.0	0	0	0	0	0	0.0
Wilbrand	1-0	3	0-1	.000	0-0	.000	0-0	.000	1	1.0	0	1	0	0	0	0.0
Totals	14-7	258	24-74	.324	8-27	.296	10-14	.714	54	-	12	17	4	4	66	-



COACHES



03-04 **NEBRASKA**
03-04 **BASKETBALL**



Barry Collier

Head Coach • Fourth Year • 38-50 in three years at NU • 234-182 in 14 years overall

Highlights

- Guided Butler to Six Postseason Berths (3 NCAA, 3 NIT)
- Four-Time Conference Coach of the Year
- Teams Won Two Conference Titles
- Coached Two Conference Player-of-the-Year Award Winners
- 43-of-47 Seniors Who Played Under Collier Have Received Their Degree

Commitment. Teamwork. Unity. Loyalty.

All are trademarks of a Barry Collier-led team, and all are necessary ingredients for the one thing every Husker will be focusing on this season: success.

Entering his fourth season at Nebraska, Collier has seen the highs and lows of coaching in the rugged Big 12 Conference. He knows what it will take to get to the peak of the mountain and his determination to see the job completed correctly will never let him rest.

That overwhelming drive has been evident since April 5, 2000, the day he was introduced as Nebraska's 25th head men's basketball coach. Since then, he has steadily implemented his plans, laying the foundation for a bright future for the Huskers.

Those plans were slightly slowed last season when NU hit a bump in the road, finishing the season with an 11-19 record after facing a schedule rated among the top 60 strongest in the nation for the third straight year. However, the Huskers persevered, finishing the season strong and staying united through a tough situation after the loss of key players to injury.

Despite the tough campaign, Collier was still laying the building blocks to the program, as he continued to preach a defense-first attitude. The end result was one of the best team defensive efforts in the past four decades at Nebraska. The Huskers finished the season allowing opponents to hit just 40.8 percent from the field, the third-lowest total since 1961. NU's three-point field-goal percentage defense was even more impressive, as the Huskers led the league with a school-record 30.2 percent.

Individually, a pair of Huskers had standout first seasons under Collier's guidance.

Forward Andrew Drevo, a walk-on transfer, was the team MVP after leading NU in scoring, rebounding and three-pointers. He earned honorable-mention All-Big 12 honors and was named to the All-Newcomer Team by AP after becoming the highest-scoring first-year transfer (13.9 points per game, 402 total) in NU history.

Also working into Collier's system, JUCO transfer Nate

Johnson was right on Drevo's tail with 13.3 points per game while being named to the honorable-mention All-Big 12 team by the coaches. Johnson and Drevo each earned the league's newcomer-of-the-week honor near the end of the season.

Off the court, forward John Turek earned academic All-Big 12 first-team honors, while center Tony Wilbrand was named to the second team. Under Collier, NU has now had three first-team academic all-league picks the past three years, after gaining just five over the previous decade.

Collier emphasizes toughness, discipline and intelligent play-making every day, while allowing his players to utilize their talents and exhibit creative play-making skills. Over the past three years, he and his staff have assembled a squad that possesses each quality and represents the program and university in a first-class manner.

That sincere approach to the game helped the Huskers achieve solid success in 2001-02, when Nebraska carved out a 13-15 record including a 6-10 mark in the Big 12.

Nebraska provided valiant efforts throughout the year, with one of the Huskers' top performances coming against No. 23 Texas Tech at the Devaney Center. A sellout home crowd saw the Huskers jump out to an early first-half lead before putting away the Red Raiders late, earning their second win against a ranked team under Collier.

Nebraska nearly added another upset when, in one of the most exciting games in the country all season, Nebraska led No. 1 Kansas at home late in the game in front of a national TV audience. NU hit a school-record 18 three-pointers before falling by a single point in the final minute.

Nebraska finished the season by setting team records for three-pointers made (267) and attempted (729) while ranking third in the nation in three-pointers made per game (9.5). The Huskers also had the third-fewest turnovers in school history with just 317 in 28 games to rank sixth nationally (11.3), and set a single-game team record with just three turnovers at Iowa State, including only one in the first half.

Three players earned accolades for the Huskers in 2001-02 under Collier. Seniors Cary Cochran and John Robinson II claimed honorable-mention All-Big 12 honors, with Robinson also being named to the AP's Big 12 All-Improved team. Cochran set NU single-season (89) and career (268) records for three-pointers and led the nation in free-throw percentage

The Collier File

Full Name

Barry Scott Collier

Date of Birth

July 16, 1954

Education

Bachelor of Science, Butler, 1976
Master of Science, Indiana State, 1977

Family

Wife, Annette; and sons, Casey (19), Brady (17) and Clay (15)

Head Coaching Experience

- Nebraska, 2000-present
- Butler, 1989-2000

Assistant Coaching Experience

- Stanford University, 1986-89
- University of Oregon, 1983-86
- University of Idaho, 1978-83
- Seattle Central CC, 1977-78
- Rose-Hulman Institute, 1976-77

Awards and Honors

- Midwestern Collegiate Conference Coach of the Year (1991, 1997, 1999, 2000)
- National Association of Basketball Coaches Board of Directors (2002)



(92.2) in his final year as a Husker. In addition, Cochran and sophomore Brian Conklin were named first-team academic All-Big 12, only the fifth time in school history NU had two first-team selections in the same season and the first time since 1996.

Nebraska's improvements were a continuation of Collier's first season with the program, when he helped create a healthy atmosphere in the Nebraska locker room, one that stressed a "team first" motto.

The Huskers' 2000-01 record of 14-16 was not only three games better than the previous season's win total, but the effect on the team's attitude was a success, as vast improvements throughout the program were easily seen. In just one season, the Huskers had allowed nearly five points per game less to opponents than the previous year, including allowing 16 fewer points per game on the road. NU also considerably improved its field-goal shooting percentage, finishing among the top 15 teams in the nation by hitting 48.7 percent from the floor.

Collier's desire to stress defense as the key to winning games was music to at least one Husker's ears during his first season. Guard Cookie Belcher, who entered Collier's first year as Nebraska's all-time leader in steals, continued his stellar play on the defensive end of the court and finished his career ranked third in NCAA history with 353 steals. His total was nearly 100 more than second place on the Nebraska charts.

Collier and his staff helped three players earn postseason recognition in 2000-01. Both Belcher and center Kimani Ffriend were named to the Big 12 All-Defense team, while Belcher was a second-team all-conference selection by both the coaches and Associated Press. Ffriend was a third-team pick by the AP, while he and forward Steffon Bradford were honorable-mention all-league selections by the coaches.

Getting to the postseason is the direct goal every year for a Collier-led team. Collier, who came to Nebraska after spending 11 years as head coach at Butler, was the winningest coach in Bulldogs' history. Collier helped his teams to a 196-132 record during his tenure, including nine winning seasons in 11 years. Before Collier's arrival at the Indianapolis school, Butler had posted just three winning seasons in the previous 15 years.

The 49-year-old Collier coached his alma mater to five 20-win seasons, including 22 or more wins in each of his last four years at Butler. The Bulldogs had just two 20-win campaigns in their first 91 seasons of intercollegiate basketball before his arrival. In his last four years at Butler, Collier's teams compiled a 90-39 (.698) overall record and made a school-record four consecutive postseason appearances.

The Bulldogs reached the NCAA Tournament in 1997, 1998 and 2000, after not reaching the national tournament in the previous 35 seasons. In the first round of the 2000 East Regional, Butler took eventual national runner-up Florida to overtime before losing, 69-68, on a buzzer-beater. The loss to Florida ended Butler's school-record 15-game winning streak.

The Bulldogs finished the 1999-2000 campaign with a 23-8 overall mark. The 23 victories tied the school record for wins set three years earlier



Head coach Barry Collier, who is in his fourth season guiding the Huskers, has 11 returning letterwinners in 2003-04, including five who saw significant time in the starting lineup last year.

Collier's Year-by-Year Coaching Record

At Butler

Season	Record	Pct.	Conf. Record	Pct.	Conf. Finish	Postseason
1989-90	6-22	.214	2-12	.143	8th	
1990-91	18-11	.621	10-4	.714	2nd	NIT – First round, lost to Wyoming, 63-61
1991-92	21-10	.677	7-3	.700	tie, 2nd	NIT – First round, lost to Purdue, 82-56
1992-93	11-17	.393	5-9	.357	tie, 5th	
1993-94	16-13	.552	6-4	.600	tie, 2nd	
1994-95	15-12	.556	8-7	.533	5th	
1995-96	19-8	.704	12-4	.750	2nd	
1996-97	23-10	.697	12-4	.750	1st	NCAA – First round, lost to Cincinnati, 86-69
1997-98	22-11	.667	8-6	.571	3rd	NCAA – First round, lost to New Mexico, 79-62
1998-99	22-10	.688	11-3	.786	2nd	NIT – Third round, defeated Bradley, 51-50; defeated Old Dominion, 75-62; lost to Clemson, 89-69
1999-2000	23-8	.742	12-2	.857	1st	NCAA – First round, lost to Florida, 69-68 (OT)
Butler Totals	196-132	.598	93-58	.616		

At Nebraska

Season	Record	Pct.	Conf. Record	Pct.	Conf. Finish	Postseason
2000-01	14-16	.467	7-9	.438	7th	
2001-02	13-15	.464	6-10	.375	t-7th	
2002-03	11-19	.367	3-13	.188	12th	
NU Totals	38-50	.432	16-32	.333		
Career Totals	234-182	.563	109-90	.548	2 MCC Titles	3 NIT, 3 NCAA

under Collier, and ranked as Butler's second-highest single-season winning percentage since the 1961-62 campaign.

In addition to three NCAA appearances, Butler also reached the National Invitation Tournament three times under Collier, most recently in 1999, when the Bulldogs advanced to the third round before falling to Clemson. Collier also led Butler to NIT appearances in 1991 and 1992.

Collier made Butler competitive on the national level, while making the Bulldogs a dominant force in the Midwestern Collegiate Conference. The Bulldogs won two MCC regular-season titles under Collier (1997 and 2000). In 1999-2000, Butler was 12-2 in league play, including victories in its final 11 conference games. Over his final five seasons, the Bulldogs posted a 55-19 (.743) league record. Collier's teams finished either first or second in the MCC seven times, while his teams also won the school's first three MCC Tournament titles in 1997, 1998 and 2000.

His outstanding conference record did not go unnoticed by his peers. Collier was named conference coach of the year four times, including 1991, 1997, 1999 and 2000.

Collier's teams were noted for their proficiency on both ends of the floor. In 1999-2000, Butler limited its opponents to 55.7 points per game and held 11 foes to 50 or fewer points. On offense, the Bulldogs connected on better than 47 percent from the floor, nearly 38 percent from three-point range and averaged fewer than 13 turnovers per game.

Seven student-athletes under Collier earned all-conference awards at Butler, including two conference player-of-the-year honors. Three of his players were two-time selections.

The honors were not limited to the court during Collier's tenure. It carried over to the classroom, where Collier's players excelled on a consistent basis. One player under Collier was named a CoSIDA Academic All-American and one athlete earned a prestigious NCAA postgraduate scholarship. All 36 players who completed their senior seasons under Collier at Butler earned college diplomas, while seven more have earned degrees under Collier at Nebraska.

Butler utilized an opportunistic and efficient offense while ranking as one of the league's toughest defensive squads. The Bulldogs held opponents to less than 73 points per game in nine of his 11 seasons, including just 55.7 points per game in 1999-2000. His final seven teams held opponents to less than 43 percent shooting for the season, including a .386 mark in 1999-2000 and a .391 percentage for the 1996-97 season.

In fact, during Collier's head coaching career, his teams have held

opponents to 70 points or less in 246 of his 416 games coached and 60 points or less in 127 games. On the glass, his Butler teams were just as solid. Collier directed his Butler teams to a positive rebounding margin for 11 straight seasons overall, including an 8.1 advantage during his 1994-95 season.

Collier prepared for his head coaching career by serving as an assistant coach at five schools in 13 years. He began his coaching career at Rose Hulman Institute, then served in succession as an assistant coach at Seattle Central Community College, the University of Idaho, the University of Oregon and Stanford University.

While Collier was an assistant at Stanford under Mike Montgomery, he helped begin the turnaround of the Cardinal program. He assisted in trips to the 1988 NIT and the 1989 NCAA Tournament, when Stanford won 26 games and finished second in the Pac-10 Conference.

The announcement of Collier as Butler's head coach in the spring of 1989 marked his return to the Indianapolis campus. Collier first went to Butler as a student-athlete in 1974, following two seasons at Miami Dade South Junior College. The 6-7 Collier played basketball for the Bulldogs for two seasons, leading the team in rebounding twice and finishing second on the team in scoring once. He was named a Butler co-captain as a senior and was awarded the team's co-MVP trophy for the 1975-76 campaign. During his senior campaign, Collier averaged 15.2 points and 7.5 rebounds per game and earned first-team all-conference honors in the Indiana Collegiate Conference.

Before joining the Bulldogs, Collier attended Miami Palmetto High School in Miami, Fla., and earned an Associate of Arts degree from Miami Dade South Community College. He earned a Bachelor of Science degree from Butler in 1976 and a Master of Science degree from Indiana State University in 1977.

Collier was recognized by his coaching peers in 2002, as he was named to the Board of Directors of the National Association of Basketball Coaches. Continuing the organization's goal of bringing attention to the positive influences coaches make on the lives of student-athletes, Collier has been an NABC member for the past 27 years, and has served as an NABC congressman for his conference as well as on the Assistant Coaches, Rules and NABC All-American Selection committees.

Collier and his wife, Annette, have been married since 1975. The couple has three sons, Casey, 20, Brady, 18, and Clay, 16. Casey is a junior at Nebraska while Brady is in his first year at the University.



The Collier family: (front row, l to r) Annette and Barry; (back row) Casey, Brady and Clay.

Collier-led Teams vs. All Opponents

School	Record	Miami.....	1-0
Alaska-Fairbanks.....	1-1	Miami (Ohio).....	1-0
American-Puerto Rico.....	1-0	Minnesota.....	1-2
Anderson.....	2-0	Missouri.....	1-6
Arizona State.....	0-1	Missouri-Kansas City.....	0-1
Ball State.....	5-7	Montana State.....	0-1
Baylor.....	1-2	Mount St. Mary's.....	1-0
Belmont.....	2-1	Murray State.....	0-1
Bethune-Cookman.....	1-0	Nevada.....	2-0
Bowling Green.....	0-2	New Mexico.....	0-1
Bradley.....	2-1	North Carolina.....	0-2
Cal State Fullerton.....	1-1	North Carolina A&T.....	1-0
Cal State Northridge.....	1-0	Northeastern Illinois.....	4-2
Cal State Sacramento.....	2-0	Notre Dame.....	5-1
Centenary.....	1-0	Oklahoma.....	1-3
Cincinnati.....	0-2	Oklahoma State.....	1-2
Clemson.....	0-1	Old Dominion.....	1-0
Cleveland State.....	8-3	Oral Roberts.....	1-1
Creighton.....	0-3	Pacific.....	1-1
Colgate.....	1-0	Penn State.....	1-1
Colorado.....	3-4	Pittsburgh.....	0-1
Dayton.....	5-3	Portland.....	4-0
Denver.....	1-0	Purdue.....	0-5
DePauw.....	2-0	Sam Houston State.....	0-1
Detroit Mercy.....	13-12	Santa Clara.....	0-1
Duquesne.....	1-1	Savannah State.....	1-0
Eastern Illinois.....	1-1	South Florida.....	0-1
Eastern Washington.....	1-0	Southern Methodist.....	1-0
Evansville.....	6-11	Saint Louis.....	2-2
Florida.....	0-1	St. Francis (N.Y.).....	1-0
Florida International.....	2-0	St. Peter's.....	0-1
Florida State.....	1-1	Stanford.....	0-1
Georgia State.....	2-0	Southern Utah.....	0-2
Hanover.....	1-0	Southwest Missouri State.....	1-1
Holy Cross.....	0-1	Tennessee-Martin.....	0-1
Idaho State.....	1-0	Texas.....	1-2
Illinois-Chicago.....	12-5	Texas A&M.....	2-1
Illinois State.....	2-2	Texas Christian.....	1-0
Indiana.....	1-4	Texas-San Antonio.....	2-0
Indiana State.....	8-4	Texas Tech.....	1-2
Indiana Wesleyan.....	1-0	Tulane.....	1-0
Iona.....	1-0	UC Santa Barbara.....	1-0
Iowa.....	0-1	UNC Charlotte.....	1-2
Iowa State.....	2-4	UNC Wilmington.....	0-1
IPFW.....	1-0	Valparaiso.....	4-1
IUPUI.....	3-0	Villanova.....	0-1
Jacksonville.....	2-0	Western Illinois.....	2-2
James Madison.....	2-1	Western Kentucky.....	2-2
Kansas.....	0-6	Winthrop.....	2-0
Kansas State.....	4-3	Wisconsin.....	1-1
Kent State.....	1-0	Wisconsin-Green Bay.....	11-6
LaSalle.....	5-2	Wisconsin-Milwaukee.....	14-0
Lipscomb.....	1-0	Wofford.....	1-0
Loyola.....	21-5	Wright State.....	9-4
Marquette.....	2-2	Wyoming.....	0-1
Marshall.....	2-0	Xavier.....	2-13
Maryland-Eastern Shore.....	1-0	Total.....	234-182
Mercer.....	2-2		

Collier Teams When . . .

	Overall (at NU)
holding opponents to 70 points or less.....	179-67 (28-18)
holding opponents to 60 points or less.....	105-22 (15-6)
holding opponents to 50 points or less.....	35-0 (5-0)
scoring 100 or more points.....	5-1 (0-0)
scoring 90 or more points.....	19-7 (2-0)
scoring 80 or more points.....	82-21 (15-2)
allowing 100 or more points.....	0-9 (0-0)
allowing 90 or more points.....	3-26 (0-2)
In overtime games.....	17-14 (5-1)
in single overtime.....	14-12 (5-1)
in double overtime.....	2-2 (0-0)
in triple overtime.....	1-0 (0-0)

Other Notables

Most team points scored in a game.....	128
vs. Evansville, 2/9/91 (lost, 136-128, ZOT)	
Most team points allowed in a game.....	136
vs. Evansville, 2/9/91 (lost, 136-128, ZOT)	

Collier Era Superlatives

Points

NU high – 99 vs. Kansas State (2/9/02)
 NU low – 49 vs. Texas Tech (2/5/03)
 Opponent high – 96 by Kansas (1/9/02)
 Opponent low – 44 by Winthrop (11/27/01)
 NU high half – 60 vs. Texas A&M (2/28/01)
 NU low half – 18 vs. Oklahoma (3/4/03)
 Opponent high half – 57 by Kansas (1/9/02)
 Opponent low half – 17 by UC Santa Barbara (12/27/03)

Field Goals

NU high – 38 vs. Texas A&M (2/28/01)
 NU low – 14 vs. Creighton (1/2/01)
 Opponent high – 36 by Kansas (1/9/02)
 Opponent low – 10 by Centenary (11/21/02)
 NU high attempts – 74 vs. Texas Tech (1/30/02); vs. Colorado (2/5/02)
 NU low attempts – 42 vs. Kent State (12/21/00)
 Opponent high attempts – 73 three times (last by Colorado, 1/18/03)
 Opponent low attempts – 47 three times (last by E. Washington, 12/31/03)
 NU high percentage – .619 vs. Kent State (12/21/00)
 NU low percentage – .246 vs. Oklahoma (1/16/02)
 Opponent high percentage – .604 by Iowa State (2/16/02)
 Opponent low percentage – .200 by Centenary (11/21/02)

Three-point Field Goals

NU high – 18 vs. Kansas (2/24/02)
 NU low – 1 vs. Oklahoma (3/4/03)
 Opponent high – 14 by Kansas State (2/9/02)
 Opponent low – 1 by Kansas State (2/14/01); Kansas State (2/25/03)
 NU high attempts – 37 vs. Kansas (2/24/02)
 NU low attempts – 6 vs. Kent State (12/21/00)
 Opponent high attempts – 36 by Missouri (2/18/03)
 Opponent low attempts – 6 by Kansas State (2/14/01)
 NU high percentage – .591 vs. Minnesota (12/22/01)
 NU low percentage – .083 vs. Oklahoma (3/4/03)
 Opponent high percentage – .583 by Kansas State (2/9/02)
 Opponent low percentage – .091 by Kansas State (2/25/03)

Free Throws

NU high – 35 vs. Kansas State (2/9/02)
 NU low – 1 vs. Missouri (1/5/02)
 Opponent high – 35 by Iowa State (3/3/01)
 Opponent low – 0 by Pittsburgh (12/2/00)
 NU high attempts – 47 vs. Texas (1/13/01)
 NU low attempts – 5 vs. Missouri (1/5/02)
 Opponent high attempts – 43 by Iowa State (3/3/01)
 Opponent low attempts – 1 by Pittsburgh (12/2/00)
 NU high percentage – .900 vs. Missouri (1/6/01)
 NU low percentage – .200 vs. Missouri (1/5/02)
 Opponent high percentage – .929 by Texas A&M (1/15/03)
 Opponent low percentage – .000 by Pittsburgh (12/2/00)

Rebounds

NU high – 49 vs. Iowa State (3/1/03)
 NU low – 22 vs. Oklahoma State (1/23/02)
 Opponent high – 58 by Kansas (1/9/02)
 Opponent low – 18 by Kent State (12/21/00)

Assists

NU high – 27 vs. Texas A&M (2/28/01)
 NU low – 6 vs. Kansas (1/9/02); vs. Texas A&M (1/15/03)
 Opponent high – 26 by Kansas (1/9/02)
 Opponent low – 3 by Centenary (11/21/02)

Blocked Shots

NU high – 9 vs. Murray State (12/30/00)
 NU low – 0 six times (last vs. Denver, 1/4/03)
 Opponent high – 17 by Iowa State (1/25/03)
 Opponent low – 0 by Kansas State (1/30/01); Denver (1/4/03)

Turnovers

NU high – 25 vs. Oklahoma State (2/7/01)
 NU low – 3 vs. Iowa State (2/16/02)
 Opponent high – 20 three times (last by Centenary, 11/21/02)
 Opponent low – 7 by Arizona State (12/28/02); Texas Tech (2/5/03)

Steals

NU high – 15 vs. Murray State (12/30/00); Oklahoma State (2/7/01)
 NU low – 2 vs. Missouri (1/29/03)
 Opponent high – 15 three times (last by Oklahoma State, 2/7/01)
 Opponent low – 1 three times (last by Iowa State, 2/16/02)

INTRODUCTION

OUTLOOK

PLAYERS

COACHES

STAFF

OPPONENTS

REVIEW

RECORDS

HISTORY

A Conversation with Coach Collier

INTRODUCTION

When opposing coaches and fans are watching your teams, what qualities do you want them to see?

When one thinks of a great college basketball game, the first thing that comes to mind is intensity. Starting with the action on the floor and extending into the stands, everyone wants to see great passion. Secondly, an aggressive, attacking mentality is absolutely paramount. Our team should exude discipline, fire, togetherness and toughness. Finally, unselfish play speaks volumes for a "team first" attitude.

OUTLOOK

How do you view yourself as a coach?

My first responsibility is to the players and their total development. We are seeking to provide an environment which encourages growth in four major areas: mentally, physically, socially and spiritually. Developing a winning attitude will lead to success in every phase. Out on the floor, we know each player brings a different set of skills and strengths to the team, and we must put him in a position to take advantage of those skills and strengths.

PLAYERS

What are your thoughts about the Big 12 Conference?

The depth of nationally competitive teams in the Big 12 makes the conference a great challenge and opportunity for players and coaches. With an incredible tradition of athletic excellence and "second-to-none" facilities, the Big 12 is destined for continued dominance.

COACHES

Why should a prospective student-athlete choose to attend Nebraska?

The No. 1 reason to come to Nebraska is the people. That includes the students, professors, fans, alumni and support staff. This is really a terrific place. As a coaching staff, we always talk about three things an athlete should look for – academics, athletics and the social settings. Academically, this is an outstanding university. Athletically, it's one of the top athletic programs in the nation with tremendous support and facilities. The people are warm, hospitable and genuine.

STAFF

What are some of the qualities you look for in a prospective student-athlete?

We are really looking for someone who appreciates all of those things I just mentioned – the superb academics, outstanding athletic accomplishments and the amazing people. We are looking for a driven competitive student-athlete, a person who those things appeal to, because he wants a good education and is committed to succeeding. He is also driven to be the best he can be across the board, academically, athletically and as a person.

OPPONENTS

After spending 11 years at Butler, what made you decide to come to Nebraska?

The opportunity to be at a place with great academics, and to compete at the highest level of collegiate athletics was a professional challenge that was too great to turn down. I was drawn by the opportunities for Nebraska's athletes as students and by the opportunity to compete for a national championship. Nebraska's fan support, facilities and performance support make all of that possible.

REVIEW

RECORDS

What is your vision for the future of Nebraska basketball?

We want to see Nebraska basketball consistently compete among the elite programs of college basketball, and when you do that you're competing for conference and national championships. We already have some great examples of that in our athletic department.

HISTORY

What do you think of Nebraska's fans?

In 25 years of college coaching, I've never seen such broad support for an athletic program. Husker fans are proud, devoted, supportive...nuts! I love it, and I've become one of them.

You've earned a reputation as an outstanding defensive coach. Will that be a major key to your team's success every season?

We know that we have to play good half-court defense, but we believe that's true of any team. Our system lends itself to success. The key is consistent effort.

What goals have you and your team set for the 2003-04 season and do they change from season to season?

We're trying to win a Big 12 championship and that won't ever change. There are 11 other schools trying to do the same thing, so the goal of our team is to continue to develop a winning attitude. Once you do that, the result will be wins. That's how you win games, that's how you win championships. We're really trying to encourage that development of a winning atmosphere.

What is your evaluation of this year's schedule?

We have a schedule that we like ahead of us, both in the non-conference season and in the league schedule. In the early season, we will play teams from the the Pac-10, Big Ten, SEC, Conference USA, among others, which will help prepare us for the conference slate. The Big 12 Conference is one of the nation's toughest basketball conferences, and because of that every team on our schedule has the potential to beat us. It's the same for every team in the league. That's why attitude is so critical in the ability to prepare for an opponent. The highlight of the season is the Big 12 schedule, so we will build toward that, just as we do every year. That is definitely the focus of the season. It will be a tremendous challenge and will be a matter of preparation.

You've had some tremendous assistant coaches over the years, after spending 13 years as an assistant yourself.

How important are those coaches to the overall success of a team? Are they underappreciated for their contributions?

Assistant coaches contribute invaluable to our program here at Nebraska. From serving as role models, to teaching and coaching the game, Husker assistant coaches are involved in every facet of our program. Much of what they do receives little notice and even less credit. We are really fortunate to have such an intelligent, experienced and hard-working staff of assistants.

Student-athletes have an incredible load to carry with classwork and athletics, yet the Huskers have maintained a team grade-point average over 3.0 for most of your time here. Is that an emphasis placed on academics by you, or just dedication on their part?

Our basketball staff supports our players in their academic pursuits, and we insist that they apply themselves, but it is largely through the players' efforts and with the support of Associate Athletic Director for Academic Support Dennis Leblanc and his staff that they are successful.

You're heavily involved with the National Association of Basketball Coaches, which is devoted to being the Guardians of the Game by teaching character through competition. How important is it to you to be a teacher and mentor as well as a coach?

Coaches are given a great opportunity through their position in the sports world. We want to be – and should be – teachers of life through basketball, and not just teachers of basketball. Teaching athletes to have a good attitude with solid discipline, good work ethic, while serving others through constant learning in a team atmosphere is our goal. These lessons will serve them in every walk of life.





Reggie Rankin

Assistant Coach • Fourth Year

Highlights

- Helped Georgia to a Pair of Postseason NIT Berths, Including Reaching 1997 NIT Final Four.
- Aided in Development of First-Round NBA Draft Pick Jumaine Jones (Atlanta Hawks, 1999)
- Aided in Development of First-Round NBA Draft Pick Antonio Daniels (Vancouver Grizzlies, 1997)

Entering his fourth year as an assistant coach with the Huskers, Reggie Rankin is a veteran collegiate assistant coach, having served with programs in the Big 12, SEC, Mountain West, Mid-America and America East conferences over the past decade.

On the court, Rankin works primarily with the point guards and has on-floor coaching responsibilities during practices and games. Rankin has helped develop outstanding depth in the backcourt for the Huskers, as NU enters the new year with five guards under his tutelage.

Rankin has continued to gain praise for his role in the recruiting process at Nebraska. During the allowed NCAA recruiting periods, Rankin travels off campus to evaluate and contact recruits. Rankin's exploits on the recruiting trail have paid off for the Huskers, as Nebraska has signed the top-rated players in the state (Jake Muhleisen, 2001; Wesley Wilkinson, 2002; Jason Dourisseau, 2002) and has had success signing

being traded to San Antonio, where he spent four seasons. Daniels was then traded to Portland for the 2003 season before signing as a free agent with Seattle before this season.

A native of Columbus, Ohio, Rankin played collegiate basketball at Ohio University, where he was a four-year letterman for the Bobcats from 1986-87 to 1989-90. During his time with the Bobcats, Rankin was named to the academic All-Mid-American Conference team on two occasions.

Before signing with the Bobcats, Rankin was a standout guard at Linden McKinley High School, where he twice earned All-Ohio honors and was nominated to the McDonald's All-America team in 1985.

Rankin earned a bachelor's degree in physical education from Ohio University in 1989 and earned his master's degree in 1990. In both his undergraduate and graduate work at Ohio, Rankin's studies were concentrated in athletic administration.

Rankin and his wife, Monica, have been married for nine years and have two daughters, Alexis, 6, and Alexandria, who will celebrate her fifth birthday this February.

The Rankin File

Full Name

Reginald Vernon Rankin

Date of Birth

Oct. 25, 1966

Family

Wife, Monica; and daughters, Alexis, 6, and Alexandria, 4

Education

B.S., Ohio University, 1989
M.S., Ohio University, 1990

Assistant Coaching Experience

- Nebraska, 2000-present
- Georgia, 1997-2000
- Ohio University, 1996-97
- Wyoming, 1995-96
- Boston University, 1994-95
- Bowling Green State, 1993-94

out-of-state recruits as well (Shuan Stegall, Georgia; Marcus Neal, Maryland; James Reynolds, California). In fact, the Huskers' 2002 recruiting class was ranked among the top 30 nationally by several publications and websites, including Bob Gibbons' All-Star Report.

Rankin came to Nebraska after three seasons on the staff at the University of Georgia. With UGA, Rankin helped guide the Bulldogs to berths in the 1998 and 1999 NITs, reaching the NIT Final Four in 1998. Georgia finished the season with a 20-15 record.

In his first two seasons in Athens, he was one of the Bulldogs' chief recruiters and on-court coaches. Rankin's coaching played a major role in the development of Bulldog forward Jumaine Jones, who ended his sensational collegiate career early to enter the NBA Draft, where he was selected by the Atlanta Hawks before his rights were traded to the Philadelphia 76ers. Jones played two seasons with the 76ers, reaching the 2001 NBA Finals. He was then traded to Cleveland before the 2001-02 season, where he has played at least 80 games each of the past two years, averaging more than nine points per game.

Following a coaching change, Rankin remained with the Bulldogs as Georgia's administrative assistant in 1999-2000, and handled a wide variety of day-to-day duties. Among his responsibilities were game and practice scheduling, travel arrangements, academic supervision and serving as the director of Coach Jim Harrick's Basketball Camp.

Before joining the Georgia staff, Rankin had successive one-year assistant coaching stints at four different schools.

During the 1996-97 campaign he was an assistant at his alma mater, Ohio University. Helping with on-floor coaching of the guards, Rankin helped the Bobcats finish that season with a 17-10 record before moving on to join the staff at Georgia.

Rankin worked for single seasons at Wyoming (1995-96), Boston University (1994-95) and Bowling Green State (1993-94). During Rankin's first collegiate coaching stint at Bowling Green State under head coach Jim Larranaga, he played a large role in the development of Antonio Daniels, a point guard selected in the first round (fourth overall pick) of the 1997 NBA Draft by Vancouver. Daniels played one season in Vancouver before



The Rankin family (clockwise from top left): Monica, Reggie, Alexandria and Alexis.

INTRODUCTION

OUTLOOK

PLAYERS

COACHES

STAFF

OPPONENTS

REVIEW

RECORDS

HISTORY

Doug Novsek

Assistant Coach • Second Year

Highlights

- Recruited and Aided in Development of First-Round NBA Draft Pick Jeff Foster (Golden State, 1999)
- Two Recruiting Classes Ranked Among Top 40 Nationally (1994, 2000)
- Helped Southwest Texas (NCAA) and Illinois State (NIT) to Postseason Berths



Doug Novsek (pronounced NAHV-sek) is in his second season working on the Husker sideline. He joined the Nebraska coaching staff as an assistant coach in May 2002 after a stint at Illinois State. Novsek assists with daily workouts, on-court coaching during practices and games, as well as recruiting on and off campus.

The Novsek File

Full Name

Douglas James Novsek

Date of Birth

Feb. 20, 1964

Family

Wife, Cheryl; daughter, Jordyn, 13, and son, Derek, 7

Education

B.S., Southern Illinois, 1987

Assistant Coaching Experience

- Nebraska, 2002-present
- Illinois State, 1999-02
- Southwest Texas, 1994-99
- Indiana State, 1989-94

After more than a decade as an assistant coach, Novsek holds a wealth of knowledge to provide the Huskers. Novsek worked primarily with the perimeter players during his first season in Lincoln but will work with the post players in 2003-04.

Regarded as a top-notch recruiter, Novsek was the recruiting coordinator at each of his three previous coaching stops and continues to play a key role in recruiting at Nebraska. Novsek has had two recruiting classes rank among the national top 35, including one each at Southwest Texas and Indiana State. Those

classes played a large role in turning the programs around, as each had winning seasons in Novsek's final two years at the schools.

Novsek spent three seasons (1999-00 to 2001-02) as an assistant coach at Illinois State. He worked with ISU's post players and was also in charge of scouting while assisting with scheduling for the Redbirds.

During his tenure, Novsek helped Illinois State to a combined 48-43 record. Novsek and the Redbirds recorded an outstanding season in 2000-01, as Illinois State finished the year with a 21-9 mark while advancing to the National Invitation Tournament (NIT) behind the play of Missouri Valley Conference Player-of-the-Year and first-team all-conference pick Tarise Bryson. Recording 21 wins was an even more astonishing feat considering that the Redbirds had just suffered through a 10-20 campaign the previous year. In Novsek's final year with Illinois State, the Redbirds had a 17-14 overall mark in 2001-02 and finished third in the MVC standings.

Before joining the Illinois State staff, Novsek spent five years as an assistant coach at Southwest Texas. During his tenure with the Bobcats, Southwest Texas garnered a 75-62 overall record, including three straight winning seasons before Novsek returned to his homestate.

Novsek helped the 1999 Bobcats rank fourth nationally in field-goal percentage defense and 19th in rebounding margin while on their way to winning a second regular-season conference title. Two years earlier, Novsek helped Southwest Texas to an NCAA Tournament berth as the Bobcats, who finished the regular season tied for the league championship, won the Southland Conference Tournament title.

In Novsek's first season at Southwest Texas, the Bobcats' recruiting class was ranked No. 35 in the nation. Novsek recruited Donte Mathis, who earned conference player-of-the-year and first-team all-conference honors, and Jeff Foster, another first-team all-league pick under Novsek. Foster went on to be selected in the first round of the NBA Draft by Golden State and was traded to the Indiana Pacers, where he has played the past three seasons.

The success on the recruiting trail was not new to Novsek, who was part of the staff that recruited a top-20 class to Indiana State during his stint with the Sycamores (1989-90 to 1993-94). Novsek became the Sycamores' head recruiter and took over scheduling duties in his final season at Indiana State. Previously he was involved with scouting, film exchange and directing the Indiana State shooting camps.

A Lawrenceville, Ill., native, Novsek earned his bachelor's degree in 1987 from Southern Illinois University-Carbondale. Novsek played basketball for the Salukis for four years, serving twice as a captain.

As a prep standout, Novsek was second runner-up for the Illinois Mr. Basketball award in 1982 after leading Lawrenceville High School to an undefeated record and Class A state championship.

Novsek and his wife, Cheryl, have two children: a daughter, Jordyn, 13, and a son, Derek, 7.



The Novsek family (clockwise from left): Cheryl, Doug, Derek and Jordyn.



Scott Spinelli

Assistant Coach • First Year

Highlights

- Ranked as One of Top 10 Assistant Coaches Nationally (CollegeInsider.com, 2002)
- Aided in Development of Four Players Who Reached the NBA
- Coached Winning Programs at High School, College and Professional Ranks Over Past Decade

Scott Spinelli joins the Nebraska men's basketball team for his first season as a Husker assistant coach. With the Huskers, Spinelli will have practice and game-day coaching assignments and will spend a great deal of his time focusing on recruiting. Spinelli, who replaced Mike Broughton after he resigned in April to take a head coaching position, will work with NU's perimeter players this season.

Nebraska head coach Barry Collier was excited to hire an assistant coach with Spinelli's credentials, especially in the area of recruiting.

"We are extremely pleased to have Scott joining our staff," Collier said after Spinelli's hiring. "He has excellent experience at a number of levels, from prep

school to professional, and has been successful throughout his career. We are excited to have him."

Spinelli brings a wealth of knowledge and experience to the Husker staff. Over the past decade, he has served as a Division I assistant coach, an assistant coach and scout at the professional level and head coach at the prep school level.

Spinelli said he is looking forward to the challenge of working and recruiting in the Big 12, one of the toughest basketball leagues in the nation.

"The challenge of recruiting in the league, and the benefits that come with it, is extremely rewarding, and I look forward to working in the competitive Big 12," Spinelli said. "Working for Nebraska and Barry Collier gives me an opportunity to learn from an excellent coach. Coaching in the premier basketball conference in the country and working with the best players at the top level is an exciting challenge that I look forward to."

Spinelli joined the Huskers after spending the past two seasons (2001-02 and 2002-03) as an assistant coach and recruiting coordinator at Loyola University in Chicago. At Loyola, he was in charge of the organization of all recruiting activities while assisting in the preparation of game plans and scheduling. He also assisted with practice planning and had gameday coaching responsibilities.

Spinelli helped the Ramblers to 32 wins over the past two seasons, including a berth in the championship game of the 2002 Horizon League Tournament. The 32 victories are the program's most in a two-year span since the 1984-85 and 1985-86 campaigns.

One of the top young recruiters in the nation, Spinelli recruited and developed Paul McMillan, a junior college transfer who won the Horizon League's Newcomer-of-the-Year Award in 2003. It was the first time a Rambler had earned the honor in 15 years. Spinelli's first recruiting class for the Ramblers also included Terrance Whitters, who was ranked among the top 70 overall prospects in the country and among the top 20 point guards nationally by ESPN.com.

Spinelli's efforts were recognized as he was named one of the top 10 assistant coaches in the country by CollegeInsider.com last fall.

Before joining the Ramblers, Spinelli spent one year as a scout for the

Philadelphia 76ers, evaluating players in the Big East and Atlantic 10 conferences, along with high school players from the Northeast. Spinelli also provided insight into international players from Africa.

During the 1999-2000 season, Spinelli was an assistant coach for Cincinnati of the International Basketball League (IBL), helping the Stuff to an Eastern Conference regular-season championship with a 43-21 record. Spinelli's overseas ties helped him discover African Soumalia Samake. Prior to being taken in the second round of the NBA Draft, Samake played under Spinelli with Cincinnati where Samake's game flourished. Last season, Samake played for the Los Angeles Lakers.

Spinelli also spent two years (1997-98 and 1998-99) at American University in Washington, D.C., where he was an associate head coach responsible for two nationally recognized recruiting classes. Spinelli's first collegiate coaching stop came at Wyoming in 1996-97.

Spinelli began his coaching career on the prep level at Milford (Conn.) Academy where he was head coach from 1990 to 1993. In 1993, he started the first basketball program at The Winchendon School in Winchendon, Mass. Winchendon was a three-time New England Prep Athletic Conference semifinalist, earning runner-up honors twice.

Spinelli recruited three players to Winchendon who went on to reach the NBA, including: Melvin Watson, an All-SEC selection at South Carolina who was taken in the second round of the NBA Draft; Victor Page, who went to Georgetown before playing for the Utah Jazz; and Randell Jackson, a McDonald's All-American who signed with the Washington Wizards.

The Leominster, Mass., native earned his bachelor's degree from Boston University in 1989. As a student-athlete, Spinelli initially walked on with the Terriers before earning a scholarship while playing point guard under Mike Jarvis, currently head coach at St. John's University. Spinelli and his wife, Lynn, have three children, Gianna, 2, Gabriel, 1, and a newborn, Joseph.



The Spinelli family (clockwise from top left): Scott, Lynn, Joseph, Gabriel and Gianna.

The Spinelli File

Full Name

Scott Anthony Spinelli

Date of Birth

April 22, 1966

Family

Wife, Lynn; daughter, Gianna, 2, and sons, Gabriel, 1, and Joseph, newborn.

Education

B.S., Boston University, 1989

Head Coaching Experience

- The Winchendon (Mass.) School, 1993-96
- Milford (Conn.) Academy, 1990-93

Assistant Coaching Experience

- Loyola (Ill.), 2001-03
- American, 1997-99
- Wyoming, 1996-97

Professional Experience

- Assistant Coach, Cincinnati (IBL), 1999-2000
- Scout, Philadelphia 76ers, 2000-01

INTRODUCTION

OUTLOOK

PLAYERS

COACHES

STAFF

OPPONENTS

REVIEW

RECORDS

HISTORY



Tim Waller

Director of Basketball Operations • First Year

Highlights

- School-Record Wins and Winning Percentage at Knoxville College (2002) as Head Coach (1998-2003)
- Regional Director of Black Coaches Association (1988-90)
- Chairman of Assistant Coaches Committee of the National Association of Basketball Coaches (1989-90)

Tim Waller, a respected administrator and former coach, joins the Nebraska men's basketball staff for his first season as Director of Basketball Operations. Waller, who replaced Dave Campbell after he left to take a head coaching position in the junior college ranks, will handle team travel arrangements, scheduling, budgeting and other duties as assigned.

Upon the announcement of Waller's hiring, head coach Barry Collier said he was pleased to have such a gifted administrator become part of the Husker basketball team.

"We are excited to have Tim Waller on our staff," Collier said, "His experience across the board will serve us well toward our future success."

Waller joined the Huskers after spending the past five years at Knoxville College in Knoxville, Tenn., where he was the men's basketball coach (since 1998) and the Vice President for Student Affairs (since 2001). He was a member of the president's cabinet – the principal administrative body of the College – and was responsible for all aspects of student life at the 400-student school. Waller oversaw student activities, discipline, housing, food service, clubs and organizations within the Student Affairs department. He was also a faculty member at Knoxville, serving as an assistant professor of communications.

On the court, Waller was a successful college coach for 25 years. He has been part of five conference championship teams at three different NCAA Division I schools.

Most recently Waller was head coach at Knoxville College where he resurrected the program after a one-year absence from competition prior to his arrival. He guided Knoxville to a 97-61 record over five seasons, including a school record for wins and winning percentage with a 23-8 record in 2001-

02. Waller was also responsible for budget preparation, scheduling, team travel, equipment procurement, marketing and promotions, in addition to his recruiting and game preparation duties as head coach.

An organized and creative administrator, Waller served as regional director of the Black Coaches Association (1988-90) and Chairman of the Assistant Coaches Committee (1989-90) of the National Association of Basketball Coaches. Waller served five years overall (1986-91) on the committee.

Despite enjoying success in his first head coaching position, Waller saw the opportunity to join the Huskers as a hard one to pass up.

Before taking over the Knoxville program, Waller was associate head coach at Idaho State (1997-98), where he managed day-to-day basketball operations including handling budget proposals, team travel and compliance. He served single seasons as an assistant coach at Central Michigan (1996-97) and Alabama State (1995-96) after spending four years as an assistant coach at Howard University (1991-95). Waller coordinated the team's defensive efforts at Howard, helping the Bison rank seventh nationally in field-goal percentage defense in 1993-94. He also has experience overseeing the team's academic progress and as a summer basketball camp director.

Waller began his coaching career with one season as an assistant at Elmhurst College (1978-79), before moving on as an assistant coach at his alma mater, Western Michigan (1979-82), and Eastern Illinois (1982-84). His longest coaching stint came at Miami (Ohio), where he was an assistant coach for seven seasons (1984-91).

A native of Detroit, Waller earned a bachelor's degree in communications from Western Michigan in 1979. Waller has two sons, Dale, 20, a sophomore at Miami (Ohio), and Nate, 17, a high school senior in Kalamazoo, Mich.



Rodger DeGarmo

Devaney Center Strength Coach, C.S.C.C.

Rodger DeGarmo is in his second stint as the Bob Devaney Sports Center strength coach, returning to NU in June 2002. DeGarmo works directly with the men's basketball team, and the swimming and diving, track and field, cross country and men's gymnastics teams. He also oversees the Devaney Center strength staff and facilities.

DeGarmo returned after two years as strength coach at a private clinic and instructor at St. Louis Community College. Prior to moving to St. Louis, he spent three years as the Devaney Center strength coach and one year as a graduate assistant, working with the men's basketball, track and field, wrestling, tennis and gymnastics teams. He was also a strength coach and athletic trainer at Xavier University from 1992 to 1996.

A native of Sullivan, Ill., DeGarmo has been heavily involved with Olympic weightlifting as an athlete and coach for more than a decade, when he was an American and collegiate champion. He has coached several athletes at the national and world championships, Pan American Games, World University Games and Olympic Trials.

DeGarmo earned a bachelor's degree from Illinois State in 1991 and a master's degree from UNL in 2000. DeGarmo is a Certified Strength and Conditioning Coach. He and his wife, Suzanne, have two daughters, Paige, 8, and Maggie, 5.



Steve Hinerman

Video Coordinator

Steve Hinerman is in his second season as video coordinator for the Husker men's basketball team. Hinerman oversees all aspects of video operations, including the film exchange program, filming practices and games, breaking down game film and making scouting tapes. He handles all video needs while traveling, organizes the video library and handles the maintenance of the equipment. Hinerman also assists with administrative duties within the basketball office, including on-campus recruiting and summer camps.

Hinerman spent the previous three years as head video manager for the team while completing his undergraduate degree. Overall, he has spent the past six years working with the NU men's basketball team.

A native of Eagle, Neb., Hinerman earned his bachelor's degree in business administration from Nebraska in 2002. From 2000 to 2002, he was General Manager for Waverly Legion Baseball, handling scheduling, budgeting and all administrative duties.



John Anderson

Assistant A.D. for Ticket Marketing

John Anderson is in his first year as Assistant A.D. for Ticket Marketing and his eighth year overseeing ticket operations with the Nebraska athletic department. Anderson's ticket office staff includes assistant director Holly Adam, Judy Foster, Kristi Reetz and Jaci Baxa.

Before assuming the duties of the director of ticket operations at Nebraska, Anderson was a ticket sales associate and the assistant ticket manager at the athletic ticket office at the University of Miami, where he worked for three years. He also worked four months in the Florida Marlins ticket office.

Anderson received his bachelor's degree in recreation administration/business administration from Western Kentucky University in 1991. As an undergraduate at WKU, he served as a game day management volunteer and public address announcer, and coordinated game day promotions for baseball and men's basketball. He earned his master's degree in sports administration from St. Thomas University in Miami, Fla., in 1993.

Anderson is married to the former Kelly Tofte, and has two step-daughters, Kara, 15, and Kaisie, 14. Kelly also works in the athletic department as the administrative assistant to the Athletic Director.



Butch Hug

Assistant A.D. for Events

Butch Hug is in his third year as assistant athletic director for events and 20th year with the athletic department.

As NU's director of events, Hug schedules all events – for the NU athletic teams as well as non-athletic events – in athletic department facilities, and oversees the staffing and staging of each event from parking and traffic control to ushers and concessions. His staff handles all events in Memorial Stadium, the Bob Devaney Sports Center, the NU Coliseum and Haymarket Park, including Husker athletic events, five Nebraska state high school championships and concerts for the state fair. Among the largest event staffs in the country, Hug oversees the scheduling of more than 800 event staffers for approximately 280 events per year.

Hug was recognized for his outstanding contributions to the University as the recipient of the 1999 Carl A. Donaldson Award for Excellence in Management. He has also earned service awards from the Nebraska Coaches Association and Nebraska School Activities Association, and is a Hall of Fame member of the Husker Track Officials Association, where he is a master-level official.

A member of the International Association of Assembly Managers and its Professional Development and Stadium committees, Hug has previously worked as an administrative assistant at the Bob Devaney Sports Center and as assistant ticket manager. He came to Nebraska after serving as activities director at Nebraska Wesleyan (1976-82) and an assistant to the athletic director and baseball coach at Midland College (1971-76).

A U.S. Army veteran, Hug received his bachelor's degree from Midland College in 1971 and a master's degree in physical education and administration from Nebraska-Omaha in 1974. He is married to the former Caroline Max, and they have two sons, Corey and Casey.



Jose Fonseca

Men's Basketball Trainer, ATC, C.S.C.S.

Jose Fonseca is in his second year with the NU Athletic Department as an assistant athletic trainer on the athletic medicine staff. He serves as head trainer for the men's basketball program, while also assisting with duties in the South Stadium training room with the football team.

Fonseca joined the Husker staff after serving as an assistant athletic trainer at East Tennessee State University for three years. During his tenure at ETSU, he worked extensively with the men's basketball and baseball programs.

Originally from El Salvador, Fonseca received a master's degree in kinesiology in 1999 and a bachelor's degree in exercise and sports science with an emphasis in athletic training in 1997 from Penn State.



Al Recker

Devaney Center Equipment Manager

Al Recker is in his second year as the Bob Devaney Sports Center equipment manager. Recker works with all teams based in the Devaney Center, as well as men's and women's track and cross country, baseball, softball, volleyball, bowling and cheerleading. His duties include processing all equipment and uniform orders, as well as tracking inventory. He also oversees the daily laundry service for teams, setup for locker rooms before practice and games, and assists with the setup of the arena for events at the Devaney Center.

Recker spent the previous three years as a student worker in the Devaney Center equipment room before taking over the full-time duties in June 2002. A native of West Point, Neb., he earned a bachelor's degree in business administration from Nebraska in 2002 while carrying a 3.6 grade-point average.



James Harris

Coordinator of Sports Nutrition

James Harris is in his second year as coordinator of sports nutrition and fifth year with the athletic department. He originally joined the department as a student nutritionist in 1997 and was promoted to graduate assistant in 2000. His current duties include body composition, nutrition education, meal planning, supplementation and counseling for all Husker athletes.

Harris returned to Nebraska after a brief stint at Arizona State University, where he served as a graduate assistant strength coach. In addition to his duties with the Sun Devil program, he was also head nutritionist at Athletes' Performance, a training center in Tempe, Ariz., where he worked with athletes from several professional leagues.

Harris received his bachelor's degree from Nebraska in 2000 and performed graduate research at Nebraska and Arizona State.



Doug Lillie

Devaney Center Building Superintendent

Doug Lillie is in his 10th year as the Bob Devaney Sports Center building superintendent. Lillie is responsible for building maintenance and oversees the custodial and security staff.

A native of Wahoo, Neb., Lillie, along with 15 full-time employees, assist with setup and operation of events at the Devaney Center, including sporting events for men's and women's basketball, wrestling, men's and women's indoor track and men's and women's gymnastics. Along with NU sporting events, Lillie and his staff assist with all other special events in the building, such as concerts, graduations, the state fair and state high school championships.

Before joining the Devaney Center staff, Lillie spent 21 years working in hospital plant services in Lincoln. He earned his AAS degree in air conditioning technology and is currently pursuing a bachelor's degree in industrial management at Nebraska.

Lillie and his wife, Julie, have three children, Tiffany, Alicia and Kenzie.



Ellen Shutts

Men's Basketball Secretary

Ellen Shutts is in her 17th year as the men's basketball office secretary, and her 24th year at the University of Nebraska. Before moving into the men's basketball office, Shutts was a secretary for the Nebraska Student Union's Food Department.

Shutts and her husband, Rob, have a daughter, Erin, 22, who is in her first year of graduate school at Nebraska, and a son, Ryan, 20, a junior at Nebraska.



Jerry Trickie

Assistant SID/Men's Basketball

Jerry Trickie is in his third year as assistant sports information director for the athletic department. Trickie handles all publicity related to the Husker men's basketball and tennis teams, and serves as the football game day program editor.

Trickie spent nearly four years as assistant media relations director at East Carolina University. During his tenure at ECU, Trickie was responsible for all publicity associated with the nationally ranked baseball team, as well as the volleyball and swimming and diving teams, and had significant responsibilities with the football and men's basketball teams.


A native of Rockford, Ill., Trickie earned his bachelor's degree from Augustana (Ill.) College in 1993. He is married to the former Sara Baisey.



*Beau Baumert
Manager*



*Logan Bean
Manager*



*Thompson Hermann
Manager*



*Zack Janus
Manager*



*Jeff Keasling
Manager*



*Ashley Kersch
Office Assistant*



*Zach Limbach
Manager*



*Bubba Penas
Head Manager*



*Kurt Reetz
Manager*



*Justin Urkoski
Video Manager*



*Andrew Young
HuskerVision*

ADMINISTRATION

STEVE PEDERSON



03.04
NEBRASKA
03.03
BASKETBALL

University Administration

INTRODUCTION

OUTLOOK

PLAYERS

COACHES

STAFF

OPPONENTS

REVIEW

RECORDS

HISTORY



Harvey Perlman

Chancellor

Harvey Perlman was named the 19th chancellor of the University of Nebraska-Lincoln on April 1, 2001. He had served as interim chancellor of the University of Nebraska-Lincoln since July 16, 2000.

A former dean of the University of Nebraska College of Law (1983-98), Perlman has also served as interim senior vice chancellor for academic affairs at UNL (1995-96).

Perlman, a Nebraska native, was raised in York, Neb., and earned a bachelor of arts in history and a juris doctorate from the University of Nebraska. During his law school years, he was editor in chief of the Nebraska Law Review and was elected to the Order of the Coif, a law honors society.

He joined the NU law faculty in 1967 after spending a year as a Bigelow

Teaching Fellow at the University of Chicago Law School. He served on the Nebraska law faculty until 1974 when he joined the faculty at the University of Virginia Law School. He returned to Nebraska in 1983 when he accepted the deanship of the Nebraska Law College, a post he held until 1998 when he returned to the professoriate. He has also served as a visiting professor at Florida State University College of Law, the University of Puget Sound School of Law and the University of Iowa College of Law.

His area of legal expertise lies in torts and intellectual property. He is a member of the Nebraska State and American Bar Associations.

Nebraska's Chancellors

1871-1876	—	Allen R. Benton
1876-1882	—	Edmund B. Farfield
1884-1889	—	Irvin J. Manatt
1891-1895	—	James H. Canfield
1895-1899	—	George E. MacLean
1900-1908	—	E. Benjamin Andrews
1908-1927	—	Samuel Avery
1927-1938	—	E.A. Burnett
1938-1946	—	Chauncey S. Boucher
1947-1953	—	R.G. Gustavson
1953-1954	—	John K. Selleck
1954-1968	—	Clifford Hardin
1968-1971	—	Joesph Soshnik
1972-1975	—	James H. Zumberge
1975-1976	—	Adam C. Breckenridge
1976-1980	—	Roy A. Young
1980-1981	—	Robert H. Rutford
1981-1991	—	Martin A. Massengale
1991-1991	—	Jack Goebel
1991-1995	—	Graham B. Spanier
1995-1996	—	Joan R. Leitzel*
1996-2000	—	James Moeser
2000-2001	—	Harvey S. Perlman*
2001-present	—	Harvey S. Perlman

*interim

Perlman is a member of the Council of the American Law Institute and is vice president of the National Conference of Commissioners on Uniform State Laws. He is co-author of "Intellectual Property and Unfair Competition" (5th edition, 1998) and co-reporter for the "Restatement of Unfair Competition" (1994).

At the University of Nebraska, he was chair of the search advisory committee for chancellor in 1991, is an adviser to the Board of Policy Advisers for the Peter Kiewit Institute for Information Science and chairs the Nebraska Bioethics Advisory Panel. He was also named secretary of the Big 12 Conference Board of Officers for the 2002-03 academic year.

Perlman and his wife, Susan, an NU alumna, are the parents of a daughter, Anne, who earned degrees from UNL and the University of Nebraska Medical Center and practices medicine in Lincoln, and a daughter, Amie, who earned her undergraduate degree from UNL in 2002. He and Susan enjoy the company of one grandchild, Will.



Josephine Potuto

Institutional Representative

Josephine (Jo) R. Potuto, the Richard H. Larson Professor of Constitutional Law, became Nebraska's faculty representative to the NCAA and Big 12 Conference on May 15, 1997.

Potuto is a member of the NCAA Division I Committee on Infractions as well as the NCAA Men's Gymnastics Championships Committee. She is an expert on issues related to gender equity in collegiate sports. She filed a brief in a gender equity case on behalf of several coaches associations, including the College Football Coaches Association and the Track Coaches Association. Potuto also has appeared on national public radio discussing gender equity. With regard to other current issues in sports, Potuto is a past adviser to the Uniform Law Commissioners Committee to draft a sports agent statute,

and she also drafted rules governing search and seizure and hearings for the Nebraska Racing Commission. Potuto currently serves on a committee to study the NCAA governance structure, appointed by the Division I-A Athletic Directors Association.

Among her Big 12 Conference committee responsibilities, Potuto served on the Big 12

Nebraska's Faculty Representatives

1931-1946	—	T.J. Thompson
1947-1958	—	Earl Fullbrook
1959-1964	—	Charles S. Miller
1965-1968	—	Merk Hobson
1969-1970	—	John R. Davis
1971-1982	—	Keith L. Broman
1982-1997	—	James O'Hanlon
1997-present	—	Josephine Potuto

Conference Commissioner Search Committee and on the conference strategic planning committee. She is the Big 12 Conference liaison to the Faculty Athletics Representatives Association (FARA), where she also served as the Division I representative on the executive committee. In 2002, Potuto was named Outstanding Faculty Athletics Representative by the All-American Football Foundation.

At UNL, Potuto is a member of the academic senate's intercollegiate athletics committee and of the subcommittee to evaluate academic support services. She was vice chairwoman of the rules governance committee of UNL's NCAA site certification committee, and she chairs the athletic department's NCAA Legislation Committee.

Potuto was project director and a drafter of the Uniform Law Commissioners Sentencing and Corrections Act, as well as the drafter for the Nebraska Supreme Court Committee to Draft Criminal Jury Instructions. She is the author of three books and numerous articles.

Potuto teaches constitutional, procedural and criminal law as well as a course in sports law. She joined the Nebraska law faculty as an assistant professor in 1974 and was named to the Larson professorship in 1988. Potuto has been a visiting professor of law at the University of Arizona, Rutgers University, the Cardozo College of Law at New York's Yeshiva University, the University of Oregon, the University of North Carolina and Seton Hall University. While on sabbatical during the 1983-84 academic year, Potuto was an assistant prosecutor in the Essex County (Newark, N.J.) prosecutor's office. She also spent five summers working in the prosecutor's office in Morris County, N.J.

Potuto earned her bachelor's degree in journalism at Rutgers' Douglass College and her master's degree in English literature at Seton Hall in 1971. She received her juris doctorate at the Rutgers Law College in 1974. She is a member of the bar for the U.S. Supreme Court, the U.S. Court of Appeals for the Third Circuit, and the U.S. District Courts for Nebraska and New Jersey.



L. Dennis Smith, Ph.D.
President, Univ. of Nebraska



Don S. Blank, D.D.S.
McCook



Randy Ferlic, M.D.
Omaha



Chuck Hassebrook
Lyons



Howard Hawks
Omaha



Jim McClurg, Ph.D.
Lincoln



Drew Miller, Ph.D.
Papillion



Kent Schroeder, J.D.
Kearney



Charles S. Wilson, M.D.
Lincoln



Michelle McGeorge
UN-Kearney



Joe Bilek
UN-Omaha



Casey Johnston
UN-Medical Center



Kyle Arganbright
UN-Lincoln

INTRODUCTION

OUTLOOK

PLAYERS

COACHES

STAFF

OPPONENTS

REVIEW

RECORDS

HISTORY

Steve Pederson

Athletic Director

Honors

• 2002 National Football Foundation and College Hall of Fame General Robert R. Neyland Athletic Director Award



Tradition, Teamwork, Integrity. Those are the values Nebraskans have long adhered to, and those are the values that Athletic Director Steve Pederson, a native Nebraskan, has instilled in his staff.

"Our athletic staff will work harder than anyone else in college athletics to achieve the high goals that we set," Pederson said. "And every day our coaches, staff and student-athletes will operate with the three established Nebraska values in mind. We will strive for the success that our Tradition has established; we will maximize Teamwork on every level to establish our goals; and we will operate with utmost Integrity."

Pederson has been sounding the rallying cry for fans and promoting his Huskers across the state since Dec. 20, 2002, when Chancellor Harvey Perlman named Pederson as the University's 12th athletic director and just the third since 1967.

Perlman said Pederson and Nebraska were "a perfect match" and indeed they are.

In less than one year at the helm, Pederson streamlined the athletic staff and budget, and lowered ticket prices. He declared the 2003-04 season the "Year of the Fan," and has made it clear that preserving Husker traditions and uniting Nebraska's fans with its programs are crucial elements to the success of the department.

Pederson, 46, has hit the ground running and in addition to the summer Husker Nation Tour, where football coaches, players and staff blanketed the state in one day, Pederson has made many stops on his own. He has been embraced and welcomed home with open arms and has called Husker fans to action.

"I make a pledge to you. With your united support behind this program, 1.7 million and more playing as one, those who want to take on the Huskers better bring their A games."

His first effort at uniting former Huskers resulted in the largest Husker football player reunion, when more than 800 letterwinners took part in weekend celebrations before the first football game; created the Husker Nation Pavilion for football fans to enjoy a family-friendly fan-fest atmosphere before football games; and created the Husker Nation mark. To make tickets more accessible to the average Husker fan, Pederson has made football single-game tickets available each week in an online pool.

Pederson operates at a fast pace with a relentless dedication. A leader of drive and initiative, his goal is to plan for long-term success. In November, Pederson will unveil his new football facility plan, which will keep the Huskers at the forefront of all Division I programs.

Pederson hasn't limited his attention to issues surrounding football. He has rolled up his sleeves and gone to work to make things better in each and every Husker venue for fans and student-athletes.

He hired Executive Associate Athletic Director Marc Boehm from Pittsburgh to integrate the Husker marketing, development, sponsorship, advertising and ticket operations and to focus on basketball. Together the athletic staff has put together an aggressive marketing plan for basketball that includes a \$99 season package for men's hoops. In addition, a new seating area on the sideline gives Husker fans a front-row seat to view the action.

He has lowered ticket prices and has addressed a wide variety of issues,

such as fan amenities and necessities as well as game atmosphere. He has made a detailed list and is intent on crossing off every item.

Pederson even put the official team mascot on a training regimen. Herbie Husker went through summer conditioning and the new and improved, yet very familiar, Herbie made his debut for the football season opener.

Although Pederson has been back home less than a year, his staff has already turned it up a notch. In the span of six weeks last spring, NU successfully hosted five NCAA events, including the 2003 NCAA Women's Gymnastics National Championships, and baseball, softball and women's golf regional, and the first-ever outdoor track and field regional.

Nebraska's teams have responded to Pederson's energy and enthusiasm with great success. Thirteen of Nebraska's 23 varsity sports finished among the top 25, including men's and women's track and field, women's golf, women's gymnastics, baseball and softball during the spring semester.

A firm believer in the philosophy that hard work pays off, Pederson was given his first chance at leading a Division I program when he was selected as athletic director at the University of Pittsburgh in 1996. A young and relatively unknown commodity, in just six years, Pederson put the Panthers back on the map.

Pederson is credited with turning around the University of Pittsburgh athletic program and the Pittsburgh Post-Gazette dubbed Pittsburgh "Comeback U." As a result of his hard work and contagious leadership style, Pederson was named the recipient of the 2002 General Robert R. Neyland Athletic Director Award, annually presented by the All-American Football Foundation for outstanding administrative achievement.

Pederson Resume

- Born: Oct. 24, 1957
- Education: Nebraska, business administration, 1980
- Nebraska Athletic Director (2003-present)
- Pittsburgh Athletic Director (1996-2002)
- Nebraska Associate Athletic Director/Football Operations (1994-96)
- Tennessee Associate Athletic Director for Football Operations (1993-94)
- Tennessee Assistant Athletic Director for Recruiting (1992-93)
- Tennessee Recruiting Coordinator (1991-92)
- Ohio State Recruiting Coordinator (1988-91)
- Private Business, Nebraska (1986-88)
- Nebraska Recruiting Coordinator/Administrative Assistant (1982-86)
- Ak-Sar-Ben Director of Public Relations (1981-82)
- Nebraska Sports Information Assistant (1980-81)

Pederson Committee Work

- Chairman of Big East Conference Executive Committee (2002)
- Big East Conference Representative to NCAA Football Issues Committee (2002)
- National Football Foundation and College Hall of Fame District Screening Committee (2001-present)
- Co-Chairman of the Panther Leukemia Golf Open (1997-99)
- Co-Chairman of the United Way's Day of Caring for Allegheny County (2001)

In addition to establishing a contagious winning attitude, he helped construct several new facilities at Pittsburgh. Pederson helped shape the vision of the Petersen Events Center, a state-of-the-art convocation center that provided Pittsburgh with one of the finest college basketball arenas in the country as well as new recreational facilities for students. Because of Pederson's efforts, the Panther football team was blessed with the Duratz Athletic Complex and UPMC Sports Performance Complex, a practice venue that opened in 2000. In 2001, the Panthers debuted Heinz Field, a new facility the football team shared with the Steelers.

Additionally, Pederson oversaw a major renovation of Fitzgerald Field House, giving Pittsburgh's Olympic sports programs updated locker and training facilities. Trees Field also underwent major upgrades to assist the Panthers' baseball and softball programs and a new softball field made its debut in 2003.

While Pittsburgh's athletic infrastructure grew stronger under Pederson, so too did his staff. During his tenure at Pitt, Pederson hired Big East Coach-of-the-Year honorees in football (Walt Harris) and men's basketball (Ben Howland).

Pederson said his administrative philosophy is to surround himself with good people.

"The thing I am most proud of is that I hire great people and let them do their jobs. That is the only thing I would ever take credit for."

Harris led the football team to three straight bowl appearances, including two victories, while Howland led the men's basketball team to back-to-back Sweet 16 berths. With the dramatic turnaround, Howland was a consensus national coach of the year in 2001. Swimming and diving continued its Big East dominance. Baseball won 36 games, the program's most victories in nearly a decade and other programs made strides up the competitive ladder.

Pederson's efforts always have the interests of the student-athletes in mind. He has implemented support programs aimed at a student-athlete's academic, athletic, personal and professional development. At Nebraska, Pederson helped negotiate the first football contract with adidas in 1995 and in 2001, he negotiated a comprehensive apparel partnership for Pittsburgh with Aeropostale.

Additionally, Pederson knows what it takes to be successful in the competitive athletic marketing realm. At Pittsburgh, he enlisted the talents of Peter Moore, one of the world's top figures in sports marketing and image, to create the Pittsburgh Panther logo and color schemes. He is also responsible for creating the Husker Nation logo and theme to commemorate the Year of the Fan.

If it seems that Pederson has a passion for the Huskers, he does. In fact, although Pederson lived outside the state for 13 years while gaining valuable experience at three major Division I institutions, Pederson said his love of Nebraska has never wavered.

"There are a few very special places in the world of college athletics. The University of Nebraska is at the top of that list. Nebraskans want and expect to be the very best."

Pederson and his wife Tami, both earned degrees from the University of Nebraska. Steve earned his bachelor's degree from UNL in business administration in 1980 and began his career at Nebraska, first as a sports information assistant (1980-81) and then as football recruiting

coordinator (1982 to 1986). He later returned as the associate athletic director for football operations (1994 to 1996).

As the Husker Associate A.D. for football, Pederson oversaw the refurbishment of the football administrative offices, and construction of a new halftime meeting room, postgame interview room and players and coaches locker rooms. He reorganized the program's administrative wing and played a definitive role in Nebraska's three national championships in the 1990s (1994, 1995 and 1997) under Head Coach Tom Osborne.

Pederson left the state of Nebraska in 1988 to serve as Ohio State's recruiting coordinator until 1991, then moved on to the University of Tennessee to devote three years as the athletic administrator for football from 1991 to 1994.

In his three seasons at Tennessee, the Volunteers' recruiting classes were regarded among the nation's top three nationally by several publications, and the 1994 class was tabbed as the best in the country by several publications. He was promoted from recruiting coordinator to assistant athletic director for recruiting in 1992, and then was elevated to associate athletic director for football operations in the spring of 1993.

Pederson has been active on several committees. He is currently a member of the National Football Foundation and College Hall of Fame District Screening Committee. While at Pittsburgh, he served as the chairman of the Big East Conference Executive Committee and additionally served as the Big East representative to the NCAA's Football Issues Committee.

A native of North Platte, Neb., Pederson has experience in the non-athletic business sector, spending one year as Ak-Sar-

Ben's Public Relations Director (1981-82), and two years in private business in Nebraska (1986 to 1988), before returning to college football in 1988 at Ohio State.

Pederson and his wife Tami Osborne Pederson have three children: Mark (20), Kari (17) and Kristin (14). Tami earned a bachelor's of music education degree and a master's of music degree from the University of Nebraska. She is a violinist with the Lincoln Symphony Orchestra and teaches violin at Nebraska Wesleyan University. She has performed with professional orchestras and string quartets in Nebraska, Ohio, Tennessee and Pennsylvania and has taught at Capital University and the University of Tennessee. She was the founder and director of the Fox Chapel Suzuki Violinists.



University of Nebraska Athletic Director Steve Pederson with his family. From (left): Kristin, Steve, Tami, Mark and Kari.

Nebraska Athletic Directors

1928-31 H.D. Gish
1932-36 Dana X. Bible
1937-42 L. McC. Jones
1942-47 A.J. Lewandowski
1948-53 George "Potsy" Clark
1954-60 J. W. "Bill" Orwig
1961 Charles Miller*
 and Joseph Soshnik*
1962-66 W.H. "Tippy" Dye
1967-92 Bob Devaney
1993-2002 Bill Byrne
2003-present Steve Pederson
	*interim co-directors



Marc Boehm

Executive Associate A.D.

Marc Boehm (pronounced BAME) is in his first year with the Huskers after being hired in May to serve as Executive Associate Athletic Director. Boehm will serve as the top assistant to the athletic director and fulfill the director's responsibilities in his absence.

Boehm has administrative oversight of the Husker men's and women's basketball programs and directs the efforts of the marketing, development, licensing and ticket offices. He also provides guidance to HuskerVision and NU's internet presence, Huskers.com, and assists the athletic director on special projects.

The 41-year old Boehm held the same position under Steve Pederson at Pittsburgh from 1997 to 2003. With the Panthers, Boehm helped assist in the rise of the basketball program, with the men's team posting back-to-back Sweet 16 appearances in the NCAA Tournament.

Boehm also played a central role in the development of the Panthers' new athletic facilities. He was a principal planner for the football team's move into the UPMC Sports Performance Complex and Heinz Field, and played a key role in various aspects of the Petersen Events Center, the university's new basketball arena.

Boehm served as interim athletic director at Pittsburgh for nearly five months before coming to Nebraska. During that time, he hired new men's and women's basketball and soccer head coaches for the Panther program.

Boehm spent five years as associate executive director of the Tostitos Fiesta Bowl, where he was instrumental in building community and marketing programs. He helped pioneer the Fiesta Bowl's move into what eventually evolved into the Bowl Championship Series and worked with the collegiate community in the operation of the game and its 40 other community events. In addition, Boehm directed and managed a 125-member fund-raising committee of Arizona business leaders that was responsible for generating more than \$4.5 million in cash and in-kind partnerships.

Before joining the Tostitos Fiesta Bowl staff, Boehm spent four years as associate executive director and public relations director of the Sun Bowl from 1987 to 1991. He went to the Sun Bowl after one year as a sports information intern at the University of Florida.

Born in Grand Island, Boehm earned his bachelor's degree in communications from Kansas State University in 1984 and added a master's degree in sports management from St. Thomas (Fla.) University in 1985. Married to Janelle Broderick of Minot, N.D., the couple has three boys, Broderick (11), Christian (9) and Lukas John (3).



Joe Selig

Senior Associate A.D.

A 26-year veteran of the Nebraska athletic department, Joe Selig is entering his fifth year as senior associate athletic director. In December 2002, Selig was appointed by Chancellor Harvey Perlman to serve as interim athletic director at Nebraska and headed the transition until current NU Athletic Director Steve Pederson arrived in Lincoln.

Selig is responsible for the administration of all of Nebraska's varsity sports except football and men's and women's basketball (20 of 23 total). He has also added administrative oversight to the Husker Athletic Fund this year.

For the past decade, Selig has been a key member of the senior administration in the area of long-term facilities master planning. The first of several improvement projects came with the installation of HuskerVision screens and a new public address system at Memorial Stadium in 1994. The

\$36.1 million Memorial Stadium improvement project was then completed in 1999 with the addition of skyboxes, a new press box, the East Stadium Plaza, enlarged concourses and expanded restroom facilities.

Selig also played a key role in the \$7.9 million Bob Devaney Sports Center improvement project, completed before the 1999-2000 season. The project included HuskerVision screens in the main arena, a Husker Hall of Honor and Walk of Fame on the concourse and other fan amenities.

Selig assumed a lead role in the development of the new \$29.53 million baseball/softball complex, representing the department in negotiations with the university's partners and oversaw the fund-raising efforts.

In the past two years, Selig played an instrumental role in negotiations that led to an exclusive \$8 million telecommunications contract with Alltel, and helped negotiate the agreement with New Media Networks that provided the Huskers an innovative web presence on the internet.

Selig began his NU career as a student worker in the ticket office before being named assistant ticket manager in 1982. After being promoted to associate ticket manager in 1986 and ticket manager in 1988, Selig was named assistant A.D. for facilities and events in 1993.

Raised in Alexandria, Neb., Selig graduated from Meridian High School in 1976 before receiving a bachelor's degree in business administration from UNL in 1980. He earned his MBA from UNL in May 1987. Selig is married to the former Patty Miller of Daykin, Neb., and they have two daughters, Lindsay, 20, and Brittany, 15, and a son, Troy, 16.



Bob Burton

Senior Associate A.D.

Bob Burton enters his third year as senior associate athletic director and sixth year at Nebraska. He spent three years as associate athletic director for compliance/sports administration before being named a senior associate athletic director in 2001.

Burton is responsible for ensuring that operating principles of conduct for the NU athletic department are in compliance with NCAA and Big 12 Conference rules and regulations. While Burton continues to oversee Nebraska's compliance programs, he also helps set policy, develops short- and long-term goals and objectives, and assists in creating strategic plans.

In 2003, Burton was given the task of assisting with all athletic contracts, including managing the adidas contract, and assisting the department with technological advances. He is also charged with taking an active role in developing new business and provides direct administrative supervision to the performance buffet, athletic medicine, nutrition, game management, security and equipment services.

Burton filled a similar position at Oklahoma State as assistant athletic director for sports administration and compliance from 1993 to 1997. He oversaw OSU's Olympic sports programs and the training and strength and conditioning programs.

Burton came to Nebraska from Texas Tech, where he served as an associate athletic director for compliance for one year. While at Texas Tech, Burton helped complete the NCAA investigation into the Red Raider athletic department and analyzed the entire compliance system at the institution. He also helped identify and implement financial aid and eligibility systems, including changes in personnel and restructuring of the compliance department.

Burton served as a legislative administrator for the NCAA from 1989 to 1993. At the NCAA, he was involved in the development of legislation, interpretation of regulations and reviewed legal issues related to the application of the association's regulations. He served as an NCAA liaison to committees and conducted comprehensive education to several intercollegiate athletic conferences.

He received his bachelor's degree in finance from UNL in 1985 and his juris doctorate from the University of Nebraska School of Law in 1989.

Burton is a native of Falls City, Neb., and graduated from Falls City High School in 1981. He and his wife, Krista, originally from Omaha, have an 8-year-old daughter, Elly, a 4-year-old son, Robert Falk, and a 1-year-old son, McClain John.



Jeff Abele
Dir. of Internet
Oper./Publications



Holly Adam
Assistant Director
of Ticket Operations



Dr. Lonnie Albers
Director of
Athletic Medicine



Chris Anderson
Associate A.D.,
Sports Info. Director



Kelly Anderson
Athletic Director's
Admin. Assistant



Mike Arthur
Director of Athletic
Performance



Brian Bailey
Head Football
Strength Coach



Alvin Banks
Academic Counselor



Gary Barga
Director of
Compliance



Jon Barnett
HuskerVision
Chief Engineer



Jaclyn Baxa
Ticket Office
Assistant



Steve Beck
Human Resources
Manager



Theresa Becker
Assistant Director
of Compliance



Brad Brown
Assistant Athletic
Trainer



Jan Brown
Accounting Manager



Don Bryant
Sports Information
Director Emeritus



Courtney Carter
West Stadium
Strength Coach



Dr. Pat Clare
Chief of Staff,
Orthopedic Surgeon



Derek Clark
Assistant Athletic
Trainer for
Reconditioning



Donna Clark
Concessions



Heidi Cuca
Assistant A.D. for
Gameday Marketing



Clint Dominick
Asst. Devaney
Center Strength
Coach



Tom Dufresne
Assistant Athletic
Trainer



Dr. Robert Dugas
Team Orthopedist



Boyd Epley
Assoc. A.D. for
Athletic Performance
and Facilities



Chuck Ford
Building and
Grounds
Supervisor



Judy Foster
Ticket Office
Assistant



Derek Freeman
Business Systems
Specialist



Michelle Glover
HuskerVision
Production
Coordinator



Randy Gobel
Asst. Dir. of
Athletic Performance
and Facilities

Athletic Department Staff

INTRODUCTION

OUTLOOK

PLAYERS

COACHES

STAFF

OPPONENTS

REVIEW

RECORDS

HISTORY



Mike Greenfield
Assistant
Strength Coach



Kirk Hartman
HuskerVision
Creative Director



Dr. Tom Heiser
Team Physician,
Orthopedist



Kevin Herbel
Financial Data
Specialist



Dr. Barbara Hibner
Assoc. A.D., Senior
Woman Administrator



John Ingram
Director
of Facilities



Katie Jewell
Academic Counselor



Nancy Kenny
Assoc. A.D., Chief
Financial Officer



Shot Kleen
HuskerVision
Operations Director



Dennis Leblanc
Assoc. A.D.,
Academic Programs/
Services



Pat Logsdon
Director of Athletic
Administration



Paul Meyers
Assistant A.D.
for Athletic
Development



Amanda Monterastelli
Assistant Athletic
Trainer



Eric Muff
Computing Services



Doak Ostergard
Associate
Head Trainer



Jason Rathe
Marketing Media
Coordinator



Kristi Reetz
Ticket Office
Assistant



Kim Schellpeper
Academic Counselor



Dr. Jack Stark
Sports Psychologist



Michael Stephens
Director of
Corporate Sales



Dr. Scott Strasburger
Team Physician,
Orthopedic Surgeon



Jay Terry
Equipment
Manager



Karen Underwood
Skybox Director



Chad Wade
Assistant Strength
Coach



Jerry Weber
Head Trainer



Ervin Williams
Event Management
Specialist



Keith Zimmer
Asst. Dir. of Academic
& Student Services

OPPONENTS

JAKE MUHLEISEN

03-04 **NEBRASKA**
03 BASKETBALL

Fairleigh Dickinson Knights

INTRODUCTION

OUTLOOK

PLAYERS

COACHES

STAFF

OPPONENTS

REVIEW

RECORDS

HISTORY

Game 1

Saturday, Nov. 22
at Devaney Center
Lincoln, Neb. • 7:05 p.m.

General Information

Founded: 1942
 Location: Teaneck, N.J.
 Enrollment: 4,000
 President: Dr. J. Michael Adams
 Alma Mater (Year): Illinois State
 Director of Athletics: David Langford
 Alma Mater (Year): Millersville (1974)
 Nickname: Knights
 Colors: Burgandy & Blue
 Conference: Northeast (NEC)
 Home Arena: George & Phyllis Rothman Center
 Capacity: 5,000
 Athletic Dept. Phone: (201) 692-2208
 Ticket Office Phone: (201) 692-2172
 Athletics Website: www.fduknights.com

Coaching Staff

Head Coach: Tom Green
 Alma Mater (Year): Syracuse (1971)
 Career Record: 321-255 (20 years)
 Record at FDU: 321-255 (20 years)
 Green vs. Nebraska: First meeting
 Assistant Coaches (Alma mater, Year):
 Ron Brown (John Jay, 1976)
 Damari Riddick (Fairleigh Dickinson, 1988)
 Jared Stephans (Fairleigh Dickinson, 2000)
 Basketball Trainer: Cathy Liggett
 Basketball Office Phone: (201) 692-9063

Sports Information

Basketball SID: Drew Brown
 Office Phone: (201) 692-2204
 Office Fax: (201) 692-9361
 Home Phone: (201) 274-5332
 E-mail: dmbrown@fdu.edu
 Press Row Phone: (201) 692-9552
 SID Mailing Address: H-AT1-01, 1000 River St.,
 Teaneck, NJ 07666

Media Contacts

Beat Writer: Greg Mattura, The Record
 Office Phone: (201) 646-4430
 E-mail: mattura@northjersey.com

Play-by-Play Announcer: Paul Dottino
 Color Analyst: Dave Smith
 Network Office Phone: Contact SID

Series Information

Series Record: First meeting

2003-04 Knights Roster

No.	Player	Pos.	Ht.	Wt.	Cl.	Hometown
10	Chad Timberlake	G	6-4	190	So.	Brooklyn, N.Y.
12	Marcus Whitaker	G	5-9	170	Sr.	Trenton, N.J.
14	Davor Filipovic	F	6-8	200	So.	Split, Croatia
15	Rayshuan Sunkins	F	6-5	210	Sr.	North Brunswick, N.J.
21	Mensah Peterson	G	6-1	190	Sr.	North Brunswick, N.J.
24	T.J. Leis	G	6-6	188	Sr.	Philadelphia, Pa.
34	Juan Rozier	G	6-4	190	Sr.	Camden, N.J.
42	Brandon Edwards	G	6-4	190	Sr.	Southfield, Mich.
50	Gordon Klaiber	F	6-8	193	So.	Greenbelt, Md.
53	Justin Carter	G	6-3	183	Jr.	Paterson, N.J.
54	Gadi Buch	F	6-6	240	Jr.	Tel-Aviv, Israel
	Andrea Crosariol	C	6-10	250	Fr.	Abano T., Italy
	Andre Harris	F	6-7	220	Fr.	Detroit, Mich.
	Jordan Ingram	F	6-7	215	Fr.	Philadelphia, Pa.
	John Morin	F	6-7	200	Jr.	Mahwah, N.J.
	Michael Peoples	F	6-6	195	Fr.	Detroit, Mich.



Tom Green
Head Coach



Marcus Whitaker
Senior Guard



The Knights

2002-03 Record: 15-14 (9-9 NEC)
 Final 2003 National Ranking: None
 2003 Postseason Play: None
 Lettermen Returning/Lost: 11/6
 Starters Returning/Lost: 2/3

Top Returnees

Name	Pos.	Yr.	Pts.	Reb.
Marcus Whitaker	G	Sr.	7.7	4.5*
Brandon Edwards	G	Sr.	7.8	3.6
Gordon Klaiber	F	So.	7.3	4.0

*assists per game

Key Newcomers

Name	Pos.	Yr.	Ht.	Wt.
Andrea Crosariol	C	Fr.	6-10	250
Jordan Ingram	F	Fr.	6-7	215

Key Losses

Name	Pos.	Pts.	Reb.
Lionel Bomayako	F	12.4	2.4
Matt Hammond	F	12.3	4.8

2003-04 Schedule

Nov. 22	at Nebraska
Nov. 25	at Morgan State
Nov. 29	American
Dec. 1	Cabrini
Dec. 6	at Florida State
Dec. 13	at Long Island*
Dec. 20	at St. Peter's
Dec. 22	Buffalo
Dec. 30	Rider
Jan. 4	at Army
Jan. 10	at Sacred Heart*
Jan. 12	at Wagner*
Jan. 17	Robert Morris*
Jan. 19	St. Francis (Pa.)*
Jan. 22	St. Francis (N.Y.)*
Jan. 24	at Central Connecticut State*
Jan. 26	at Quinnipiac*
Jan. 31	at Mount St. Mary's*
Feb. 5	Quinnipiac*
Feb. 7	Central Connecticut State*
Feb. 9	at Monmouth*
Feb. 14	Mount St. Mary's*
Feb. 16	Wagner*
Feb. 19	at St. Francis (Pa.)*
Feb. 23	Monmouth*
Feb. 28	Long Island*
March 1	at St. Francis (N.Y.)*
March 6-10	NEC Tournament

*Northeast Conference game

2002-03 Results (15-14, 9-9 NEC)

Nov. 25	Army	W	76-54
Nov. 30	Morgan State	W	91-75
Dec. 2	at Loyola (Ill.)	W	61-56
Dec. 7	at Delaware State	L	75-83
Dec. 11	St. Peter's	W	78-71
Dec. 13	at Minnesota	L	66-104
Dec. 21	at N.C. State	L	65-104
Dec. 30	Hartford (ot)	W	81-80
Jan. 4	Monmouth*	L	72-75
Jan. 7	at Army	L	63-65
Jan. 11	Long Island*	W	80-73
Jan. 13	St. Francis (N.Y.)* (ot)	W	76-71
Jan. 16	at Wagner*	W	83-79
Jan. 18	at Sacred Heart*	L	62-74
Jan. 25	Central Connecticut St.*	L	57-68
Jan. 27	Quinnipiac*	W	100-90
Feb. 1	at Md.-Baltimore Co.*	L	57-63
Feb. 3	at Mount St. Mary's* (ot)	L	81-83
Feb. 6	Wagner*	W	68-62
Feb. 8	Sacred Heart*	W	82-73
Feb. 13	at Long Island*	W	83-68
Feb. 15	at St. Francis (N.Y.)*	L	80-85
Feb. 20	at Robert Morris*	L	56-69
Feb. 22	at St. Francis (Pa.)*	L	66-68
Feb. 27	Robert Morris*	W	88-80
March 1	St. Francis (Pa.)*	W	75-73
March 3	at Monmouth* (ot)	L	59-68
March 8	vs. Monmouth#	W	63-51
March 9	vs. St. Francis (N.Y.)#	L	62-88

*Northeast Conference game #NEC Tournament game

Eastern Michigan Eagles

Game 2

**Saturday, Nov. 29
at Devaney Center
Lincoln, Neb. • 7:05 p.m.**

General Information

Founded: 1849
Location: Ypsilanti, Mich.
Enrollment: 24,000
President: Dr. Samuel A. Kirkpatrick
Alma Mater (Year): Shippensburg (1964)
Director of Athletics: Dr. David Diles
Alma Mater (Year): Ohio (1983)
Nickname: Eagles
Colors: Dark Green & White
Conference: Mid-American
Home Arena: Convocation Center
Capacity: 8,824
Athletic Dept. Phone: (734) 487-1849
Ticket Office Phone: (734) 487-2282
Athletics Website: www.emich.edu/goeagles

Coaching Staff

Head Coach: Jim Boone
Alma Mater (Year): West Virginia State (1981)
Career Record: 297-200 (14 years)
Record at EMU: 23-63 (Three years)
Boone vs. Nebraska: First meeting
Assistant Coaches (Alma mater, Year):
Glenn Gutierrez (West Liberty State, 1985)
Dave Pilipovich (Thiel, 1986)
Adrian Townsend (California (Pa.), 1991)
Basketball Trainer: TBA
Basketball Office Phone: (734) 487-0214

Sports Information

Basketball SID: Jim Streefer
Office Phone: (734) 487-0317
Office Fax: (734) 475-3840
Home Phone: (734) 485-3221
E-mail: jim.streefer@emich.edu
Press Row Phone: (734) 484-0612
SID Mailing Address: 799 Hewitt Rd.,
Convocation Center, Room 307, Ypsilanti,
MI 48197

Media Contacts

Beat Writer: Mark Heller, Ann Arbor News
Office Phone: (734) 994-6812
E-mail: mheller@aanews.com

Play-by-Play Announcer: John Fountain
Network Office Phone: (734) 487-2229

Series Information

Series Record: First meeting

2003-04 Eagles Roster

No.	Player	Pos.	Ht.	Wt.	Cl.	Hometown
1	JaQuan Hart	G/F	6-6	170	Jr.	Flint, Mich.
3	Michael Ross	G	5-10	180	Jr.	Beckley, W. Va.
13	Danny McElhinny	G	6-0	165	So.	Hermitage, Pa.
14	Ricky Cottrill	G	6-3	195	Sr.	Poca, W. Va.
15	James Douglas	G	6-3	190	So.	Harper Woods, Mich.
21	Craig Cashen	F/C	6-8	210	Fr.	Cincinnati, Ohio
22	James "Boo" Jackson	F	6-9	220	Sr.	Pittsburgh, Pa.
25	Markus Austin	F	6-6	225	Jr.	White Plains, N.Y.
33	Derek VanSolkema	G	6-1	170	Fr.	Grand Rapids, Mich.
34	Erik Shontee	F	6-6	210	Jr.	Dayton, Ohio
42	John Bowler	F	6-8	255	So.	Chicago, Ill.
50	Emmanuel Amatosero	C	6-9	220	Jr.	Nigeria
52	Dan Redder	F	6-10	245	So.	Zeeland, Mich.



Jim Boone
Head Coach



Markus Austin
Junior Forward



The Eagles

2002-03 Record: 14-14 (8-10 MAC)
Final 2003 National Ranking: None
2003 Postseason Play: None
Lettermen Returning/Lost: 8/4
Starters Returning/Lost: 3/2

Top Returnees

Name	Pos.	Yr.	Pts.	Reb.
Markus Austin	F	Jr.	14.3	4.3
JaQuan Hart	G	Jr.	7.2	2.9
Ricky Cottrill	G	Sr.	6.9	2.0

Key Newcomers

Name	Pos.	Yr.	Ht.	Wt.
Emmanuel Amatosero	C	Jr.	6-9	220
Erik Shontee	F	Jr.	6-6	210
Craig Cashen	F/C	Fr.	6-8	210

Key Losses

Name	Pos.	Pts.	Reb.
Ryan Prillman	F	17.1	5.8
Steve Pettyjohn	F	12.1	7.6

2003-04 Schedule

Nov. 22	vs. Yale&
Nov. 23	vs. Coastal Carolina/Marist&
Nov. 25	Concordia (Mich.)
Nov. 29	at Nebraska
Dec. 2	Kent State*
Dec. 6	at Illinois State
Dec. 9	Albion
Dec. 23	Northern Colorado
Jan. 3	at Bowling Green*
Jan. 7	Navy
Jan. 10	at Central Michigan*
Jan. 14	at Northern Illinois*
Jan. 17	Western Michigan*
Jan. 19	Toledo*
Jan. 24	at Miami (Ohio)*
Jan. 28	Central Michigan*
Jan. 31	at Western Michigan*
Feb. 4	at Buffalo*
Feb. 8	Akron*
Feb. 11	at Marshall*
Feb. 14	at Toledo*
Feb. 18	Buffalo*
Feb. 21	ESPN Bracket Buster
Feb. 25	Ohio*
Feb. 28	Northern Illinois*
March 3	at Ball State*
March 6	Bowling Green*
March 8-13	MAC Tournament

&Pepsi Marist Classic
*Mid-American Conference game

2002-03 Results (14-14, 8-10 MAC)

Nov. 22	Vermont&	L	64-71
Nov. 23	Colgate&	W	66-65
Nov. 26	Robert Morris	W	99-85
Dec. 2	Concordia (Mich.)	W	115-80
Dec. 10	Rochester	W	97-48
Dec. 21	Gardner-Webb	W	78-63
Dec. 23	at Michigan	L	57-85
Dec. 28	at Navy	L	81-89
Jan. 4	at Kent State*	L	85-88
Jan. 7	UW-Green Bay	W	94-87
Jan. 11	at Western Michigan*	L	54-87
Jan. 14	Bowling Green*	W	73-67
Jan. 18	at Northern Illinois*	L	79-88
Jan. 21	Ball State*	L	90-91
Jan. 25	Central Michigan*	W	84-68
Jan. 29	Miami (Ohio)*	L	58-73
Feb. 1	at Akron*	L	80-96
Feb. 3	Marshall*	W	90-81
Feb. 8	Toledo*	W	76-72
Feb. 11	at Buffalo*	L	66-90
Feb. 15	Northern Illinois*	L	68-70
Feb. 19	at Ohio*	W	76-73
Feb. 22	at Toledo*	W	76-73
Feb. 26	Western Michigan*	W	80-72
March 1	at Central Michigan*	L	89-106
March 3	Buffalo*	W	88-78
March 6	at Bowling Green*	L	72-73
March 10	vs. Marshall#	L	75-83

&Pepsi Marist Classic *Mid-American Conference game

#Mid-American Conference Tournament game

INTRODUCTION

OUTLOOK

PLAYERS

COACHES

STAFF

OPPONENTS

REVIEW

RECORDS

HISTORY

Arizona State Sun Devils

INTRODUCTION

Game 3

Wednesday, Dec. 3
at Devaney Center
Lincoln, Neb. • 7:05 p.m.

General Information

Founded: 1885
 Location: Tempe, Ariz.
 Enrollment: 45,493
 President: Dr. Michael Crow
 Alma Mater (Year): Iowa State (1977)
 Director of Athletics: Gene Smith
 Alma Mater (Year): Notre Dame (1977)
 Nickname: Sun Devils
 Colors: Maroon & Gold
 Conference: Pacific-10
 Home Arena: Wells Fargo Arena
 Capacity: 14,141
 Athletic Dept. Phone: (480) 965-3482
 Ticket Office Phone: (480) 965-2381
 Athletics Website: www.thesundevils.com

OUTLOOK

PLAYERS

Coaching Staff

Head Coach: Rob Evans
 Alma Mater (Year): New Mexico State (1968)
 Career Record: 166-153 (11 years)
 Record at ASU: 80-72 (6 years)
 Evans vs. Nebraska: 1-0
 Assistant Coaches (Alma mater, Year):
 Russ Pennell (Pittsburg State, 1989)
 Tony Benford (Texas Tech, 1986)
 Dan O'Dowd (Bethany College, 1986)
 Basketball Trainer: Koichi Sato
 Basketball Office Phone: (480) 965-9082

COACHES

STAFF

Sports Information

Basketball SID: Doug Tammaro
 Office Phone: (480) 965-5799
 Office Fax: (480) 965-5408
 Home Phone: (480) 705-5011
 E-mail: Tammaro@asu.edu
 Press Row Phone: (480) 965-4778
 SID Mailing Address: 5th Street, CSCA Building,
 First Floor, Tempe, AZ 85287

OPPONENTS

Media Contacts

Beat Writer: Bob Moran, East Valley Tribune
 Office Phone: (480) 898-6576
 E-mail: rmoran1974@aol.com

REVIEW

Play-by-Play Announcer: Tim Healey
 Color Analyst: Tom Kuyper
 Network Office Phone: (480) 727-7370

Series Information

Series Record: ASU leads 3-1
 First Meeting: Dec. 20, 1968 (ASU, 83-76)
 Last Meeting: Dec. 28, 2002 (ASU, 75-63)
 At Lincoln: NU leads 1-0
 Win Streak: ASU one game

RECORDS

HISTORY

2003-04 Sun Devils Roster

No.	Player	Pos.	Ht.	Wt.	Cl.	Hometown
0	Allen Morill	F	6-7	230	So.	Arlington, Texas
1	Jason Braxton	G	6-2	190	Jr.	Moreno Valley, Calif.
2	Keith Wooden	C/F	6-9	220	Fr.	Lawrence, Kan.
5	Ike Diogu	F	6-8	250	So.	Garland, Texas
12	Kenny Crandall	G	6-3	200	Sr.	Mesa, Ariz.
13	Kevin Kruger	G	6-1	175	Fr.	Marietta, Ga.
21	Steve Moore	G	6-3	205	Jr.	Compton, Calif.
22	Jamal Hill	F	6-5	190	Sr.	Oakland, Calif.
23	Tron Smith	G	6-2	190	Fr.	Moreno Valley, Calif.
24	Justin Allen	G/F	6-8	225	So.	Malta, Ill.
25	Jamie Andrisevic	F	6-9	215	Sr.	Lee's Summit, Mo.
32	Brandon Goldman	G	5-9	170	Sr.	Northbrook, Ill.
34	Wilfried Fameni	F	6-7	230	Fr.	Amelia, Va.
43	Chris Low	F	6-8	215	Fr.	Tyler, Texas
50	Serge Angounou	F	6-7	235	Fr.	Albuquerque, N.M.



Rob Evans
 Head Coach



Ike Diogu
 Sophomore Forward



The Sun Devils

2002-03 Record: 20-12 (11-7 Pac-10)
 Final 2003 National Ranking: None
 2003 Postseason Play: NCAA second round
 Lettermen Returning/Lost: 5/6
 Starters Returning/Lost: 2/3

Top Returnees

Name	Pos.	Yr.	Pts.	Reb.
Ike Diogu	F	So.	19.0	7.8
Jamal Hill	F	Sr.	6.3	1.8
Jason Braxton	G	Jr.	4.6	2.6

Key Newcomers

Name	Pos.	Yr.	Ht.	Wt.
Serge Angounou	F	Fr.	6-7	235
Steve Moore	G	Jr.	6-3	205

Key Losses

Name	Pos.	Pts.	Reb.
Curtis Millage	G	15.9	2.9
Tommy Smith	F	11.2	6.2

2003-04 Schedule

Nov. 22	Arkansas-Little Rock
Nov. 24	Cal State Fullerton
Nov. 29	UC Riverside
Dec. 3	at Nebraska
Dec. 9	vs. Temple
Dec. 17	at Northwestern
Dec. 22	McNeese State
Dec. 29	vs. San Diego!
Dec. 30	vs. TBD!
Jan. 3	Arizona*
Jan. 8	Stanford*
Jan. 10	California*
Jan. 15	at UCLA*
Jan. 17	at USC*
Jan. 22	Oregon*
Jan. 24	Oregon State*
Jan. 29	at Washington State*
Jan. 31	at Washington*
Feb. 5	at Stanford*
Feb. 7	at California*
Feb. 12	UCLA*
Feb. 14	USC*
Feb. 19	at Oregon State*
Feb. 21	at Oregon*
Feb. 26	Washington State*
Feb. 28	Washington*
March 7	at Arizona*

March 18-21 Pacific-10 Tournament

!ASU/azcentral.com Hoops Classic

*Pacific-10 Game

2002-03 Results (20-12, 11-7 Pac-10)

Nov. 22	Morehead State	W	59-56
Nov. 25	vs. Kentucky!	L	65-82
Nov. 26	vs. Chaminade!	W	101-72
Nov. 27	vs. Utah! (ot)	W	83-79
Nov. 30	Lafayette	W	85-62
Dec. 4	Brigham Young	L	60-64
Dec. 7	at Utah	L	55-78
Dec. 10	Nevada	W	76-63
Dec. 21	vs. Purdue@	W	70-53
Dec. 27	Bucknell	W	79-53
Dec. 28	Nebraska	W	75-63
Jan. 2	at Oregon State*	W	67-47
Jan. 4	at Oregon*	L	73-94
Jan. 9	Washington*	W	89-57
Jan. 11	Washington State*	W	96-55
Jan. 16	at UCLA*	W	75-64
Jan. 18	at USC*	L	74-76
Jan. 22	at Arizona*	L	63-71
Jan. 30	California*	W	75-70
Feb. 1	Stanford*	L	57-58
Feb. 6	at Washington State*	W	87-54
Feb. 8	at Washington* (ot)	W	79-77
Feb. 13	USC*	W	108-78
Feb. 15	UCLA*	W	85-69
Feb. 22	Arizona*	L	72-92
Feb. 27	at Stanford*	L	77-88
March 1	at California*	L	72-80
March 6	Oregon*	W	91-77
March 8	Oregon State*	W	74-64
March 13	vs. Oregon%	L	82-83
March 20	vs. Memphis\$	W	84-71
March 22	vs. Kansas\$	L	76-108

!Maui Invitational @Las Vegas Showdown *Pacific-10 Game

%Pacific-10 Tournament \$NCAA Tournament

Game 4

Saturday, Dec. 6
at Devaney Center
Lincoln, Neb. • 2:05 p.m.

General Information

Founded: 1957
 Location: Tampa, Fla.
 Enrollment: 40,000
 President: Judy L. Genshaft
 Alma Mater (Year): Wisconsin (1969)
 Director of Athletics: Lee Roy Selmon
 Alma Mater (Year): Oklahoma (1976)
 Nickname: Bulls
 Colors: Green & Gold
 Conference: Conference USA
 Home Arena: Sun Dome
 Capacity: 10,411
 Athletic Dept. Phone: (813) 974-2125
 Ticket Office Phone: (800) GoBulls
 Athletics Website: www.gousfbulls.com

Coaching Staff

Head Coach: Robert McCullum
 Alma Mater (Year): Birmingham-Southern (1976)
 Career Record: 44-45 (Three years)
 Record at USF: First year
 McCullum vs. Nebraska: First meeting
 Assistant Coaches (Alma mater, Year):
 Frank Burnell (Stetson, 1985)
 Tommy Deffebaugh (Drury, 1985)
 Steve Henson (Kansas State, 1990)
 Dir. of Basketball Operations: Scott Thompson
 Basketball Trainer: Nikki Curski
 Basketball Office Phone: (813) 974-3252

Sports Information

Basketball SID: Fred Huff
 Office Phone: (813) 974-4087
 Office Fax: (813) 974-5328
 Home Phone: (813) 914-0784
 E-mail: huff@admin.usf.edu
 Press Row Phone: (813) 974-3752
 SID Mailing Address: 4202 E. Fowler Ave., PED
 214, Tampa, FL 33620

Media Contacts

Beat Writer: Brett McMurphy, Tampa Tribune
 Office Phone: (813) 259-7655
 E-mail: bmcmurphy@tampatrib.com

Play-by-Play Announcer: T.J. Rives
 Color Analyst: Jim Lighthall
 Network Office Phone: (813) 637-8326

Series Information

Series Record: USF leads 1-0
 First Meeting: Dec. 5, 2002 (USF, 65-60)
 At Lincoln: First meeting
 Win Streak: USF one game

2003-04 Bulls Roster

No.	Player	Pos.	Ht.	Wt.	Cl.	Hometown
1	Marlyn Bryant	G	6-3	210	Jr.	Wildwood, Fla.
3	Brian Swift	G	5-10	165	Jr.	Warrensville, Ohio
4	Brandon Brigman	C	6-8	249	Jr.	Philadelphia, Pa.
5	Sam Barber	F/G	6-5	200	Fr.	Lake Worth, Fla.
12	Bradley Mosley	G	6-2	180	Jr.	West Palm Beach, Fla.
13	Danny Oglesby	G	6-1	196	So.	Hamden, Conn.
20	Gerrick Morris	F	6-10	220	Sr.	West Palm Beach, Fla.
21	Terrence Leather	F	6-9	221	Jr.	Tampa, Fla.
22	Jimmy Baxter	F/G	6-5	210	Sr.	St. Petersburg, Fla.
25	James Holmes	G	6-2	185	So.	Ypsilanti, Mich.
35	Konimba Diarra	C	6-10	235	Fr.	Mali, Africa



Robert McCullum
 Head Coach



Jimmy Baxter
 Senior Forward



The Bulls

2002-03 Record: 15-14 (8-9 CUSA)
 Final 2003 National Ranking: None
 2003 Postseason Play: None
 Lettermen Returning/Lost: 8/3
 Starters Returning/Lost: 2/3

Top Returnees

Name	Pos.	Yr.	Pts.	Reb.
Jimmy Baxter	F/G	Sr.	14.6	5.1
Terrence Leather	F	Jr.	7.6	5.3
Marlyn Bryant	G	Jr.	7.1	4.9

Key Newcomers

Name	Pos.	Yr.	Ht.	Wt.
Sam Barber	F/G	Fr.	6-5	200
Konimba Diarra	C	Fr.	6-10	235

Key Losses

Name	Pos.	Pts.	Reb.
Will McDonald	C	15.9	8.1
Reggie Kohn	G	10.3	6.2*

*assists per game

2003-04 Schedule

Nov. 21	Florida Atlantic
Nov. 25	at Valparaiso
Nov. 29	Wright State
Dec. 2	at Providence
Dec. 6	at Nebraska
Dec. 13	Richmond
Dec. 16	at Michigan State
Dec. 20	Florida International
Dec. 22	Colorado State
Dec. 29	South Alabama@
Dec. 30	UNC-Greensboro/Texas-Arlington@
Jan. 10	Louisville*
Jan. 17	at Saint Louis*
Jan. 20	at UAB*
Jan. 27	at Memphis*
Jan. 31	Houston*
Feb. 3	East Carolina*
Feb. 7	at Tulane*
Feb. 9	TCU*
Feb. 11	at Cincinnati*
Feb. 13	Southern Miss*
Feb. 18	at Charlotte*
Feb. 21	at Houston*
Feb. 26	Marquette*
Feb. 28	at East Carolina*
March 3	UAB*
March 6	DePaul*
March 10-13	at Conference USA Tournament @USF Holiday Tournament

*Conference USA game

2002-03 Results (15-14, 8-9 CUSA)

Nov. 22	Nova Southeastern	W	99-60
Nov. 26	Providence	W	68-64
Dec. 2	Alcorn State	W	81-62
Dec. 5	Nebraska	W	65-60
Dec. 8	at Florida	L	52-68
Dec. 14	at Wright State	L	68-69
Dec. 17	Northern Illinois	W	84-83
Dec. 21	at Michigan State	L	56-65
Dec. 28	LIU-Brooklyn	W	92-52
Dec. 29	East Tennessee State	W	68-56
Jan. 3	at Colorado State	L	70-82
Jan. 8	UAB*	L	69-79
Jan. 11	at Marquette*	L	63-96
Jan. 14	Southern Miss*	W	74-65
Jan. 18	at Memphis*	W	75-74
Jan. 25	at East Carolina* (2OT)	L	62-68
Jan. 29	at Houston*	L	57-59
Feb. 1	Charlotte*	W	67-64
Feb. 4	TCU*	W	71-67
Feb. 8	Saint Louis*	W	71-64
Feb. 12	at UAB*	L	67-85
Feb. 15	Houston*	W	62-47
Feb. 18	at Tulane*	L	65-68
Feb. 22	Memphis*	L	66-73
March 1	at Southern Miss*	L	62-70
March 5	Tulane*	W	72-60
March 8	at TCU*	L	63-75
March 12	vs. DePaul#	W	76-74
March 13	vs. Memphis#	L	56-62

*Conference USA game #Conference USA Tournament game

INTRODUCTION

OUTLOOK

PLAYERS

COACHES

STAFF

OPPONENTS

REVIEW

RECORDS

HISTORY

Delaware State Hornets

INTRODUCTION

Game 5

Monday, Dec. 8
at Devaney Center
Lincoln, Neb. • 7:05 p.m.

General Information

Founded: 1891
 Location: Dover, Del.
 Enrollment: 3,300
 President: Dr. Allen L. Sessoms
 Alma Mater (Year): Union (1968)
 Director of Athletics: Dr. Hallie Gregory
 Alma Mater (Year): Dakota Wesleyan (1962)
 Nickname: Hornets
 Colors: Columbia Blue & Red
 Conference: Mid-Eastern Athletic
 Home Arena: Memorial Hall
 Capacity: 2,000
 Athletic Dept. Phone: (302) 857-6030
 Ticket Office Phone: (302) 857-6036
 Athletics Website: www.desu.edu/athletics

OUTLOOK

PLAYERS

Coaching Staff

Head Coach: Greg Jackson
 Alma Mater (Year): St. Paul's (1980)
 Career Record: 207-117 (12 years)
 Record at DSU: 44-40 (Three years)
 Jackson vs. Nebraska: First meeting
 Assistant Coaches (Alma mater, Year):
 Jarrell Wilkerson (Norfolk State, 1975)
 Keith Walker (Clemson, 1981)
 Arthur Tyson (North Carolina Central, 1981)
 Basketball Office Phone: (302) 867-7559

COACHES

STAFF

Sports Information

Basketball SID: Dennis Jones
 Office Phone: (302) 857-6068
 Office Fax: (302) 857-6069
 Home Phone: (302) 736-0873
 E-mail: djones@desu.edu
 Press Row Phone: (302) 730-5236
 SID Mailing Address: 1200 N. DuPont Highway,
 Dover, DE 19901-2277

Media Contacts

Beat Writer: Kris Pope, News Journal
 Office Phone: (302) 734-7946
 E-mail: kpope@delawareonline.com

REVIEW

Series Information

Series Record: NU leads 2-0
 First Meeting: Dec. 12, 1994 (NU won 94-52)
 Last Meeting: Dec. 20, 1995 (NU won 88-41)
 At Lincoln: NU leads 2-0
 Win Streak: NU two games

RECORDS

HISTORY

2003-04 Hornets Roster

No.	Player	Pos.	Ht.	Wt.	Cl.	Hometown
4	Isaiah Nathaniel	G/F	6-5	185	Sr.	Philadelphia, Pa.
5	Terrance Hunter	F	6-7	225	Jr.	Charlotte, N.C.
12	Miles Davis	G	5-7	155	Sr.	Philadelphia, Pa.
14	Antwaun Dent	F	6-7	210	Sr.	Augusta, Ga.
20	Prince Parker	G	6-1	180	Sr.	Charlotte, N.C.
21	Marques Gantt	C	6-10	270	Jr.	Camden, N.J.
22	Carlos Hawkins	F	6-6	210	Jr.	Wilmington, Del.
33	Frank Studivant	C	6-9	230	Jr.	Virginia Beach, Va.
40	Rasheed Oliver	F/C	6-8	220	So.	Los Angeles, Calif.
42	Michael Toth	G	6-3	200	So.	Clifton, Va.
55	Aaron Matthews	F	6-6	235	Sr.	Seaford, Del.
	Jahsha Bluntt	G/F	6-5	220	RFr.	Los Angeles, Calif.
	Troy Roundtree	F	6-5	225	Fr.	Philadelphia, Pa.
	JoAo "Rocky" Miji	F	6-6	190	Fr.	Arlington, Va.



Greg Jackson
 Head Coach



Aaron Matthews
 Senior Forward



The Hornets

2002-03 Record: 15-12 (13-5 MEAC)
 Final 2003 National Ranking: None
 2003 Postseason Play: None
 Lettermen Returning/Lost: 9/3
 Starters Returning/Lost: 3/2

Top Returnees

Name	Pos.	Yr.	Pts.	Reb.
Aaron Matthews	F	Sr.	8.9	6.2
Miles Davis	G	Sr.	9.8	3.1*

*assists per game

Key Newcomers

Name	Pos.	Yr.	Ht.	Wt.
Jahsha Bluntt	G/F	RFr.	6-5	220
JoAo "Rocky" Miji	F	Fr.	6-6	190

Key Losses

Name	Pos.	Pts.	Reb.
Andre Matthews	F	12.9	6.4
James Bowen	G	10.0	2.7

2003-04 Schedule

Nov. 21	at UNLV
Nov. 29	at Georgetown
Dec. 2	at Wagner
Dec. 6	at Creighton
Dec. 8	at Nebraska
Dec. 22	at Michigan
Dec. 28	Murray State
Dec. 30	at UNC Charlotte
Jan. 3	at Md.-Eastern Shore*
Jan. 10	Coppin State*
Jan. 12	Morgan State*
Jan. 14	at Howard*
Jan. 17	at Florida A&M*
Jan. 19	at Bethune-Cookman*
Jan. 24	Hampton*
Jan. 26	Norfolk State*
Jan. 31	N.C. A&T*
Feb. 2	at South Carolina State*
Feb. 7	Md.-Eastern Shore*
Feb. 14	at Coppin State*
Feb. 16	at Morgan State*
Feb. 21	Florida A&M*
Feb. 23	Bethune-Cookman*
Feb. 28	at Norfolk State*
March 1	at Hampton*
March 4	Howard*
March 8-13	MEAC Tournament

*Mid-Eastern Athletic Conference game

2002-03 Results (15-12, 13-5 MEAC)

Nov. 22	at West Virginia	L	46-59
Nov. 24	at Dayton	L	38-65
Nov. 30	at Hartford	L	57-70
Dec. 3	at LSU	L	44-65
Dec. 7	Fairleigh Dickinson	W	83-75
Dec. 14	Wagner	W	70-63
Dec. 16	at Creighton	L	48-68
Dec. 28	at Rutgers	L	41-54
Jan. 4	Florida A&M*	W	62-55
Jan. 6	Bethune-Cookman*	W	70-47
Jan. 11	at N.C. A&T*	W	60-50
Jan. 13	at South Carolina State*	L	53-81
Jan. 18	at Coppin State*	L	46-54
Jan. 20	at Morgan State*	L	72-80
Jan. 25	Md.-Eastern Shore*	W	56-46
Jan. 27	Howard*	W	70-61
Feb. 1	at Hampton*	W	71-66
Feb. 3	Norfolk State*	W	71-56
Feb. 8	at Florida A&M*	L	77-97
Feb. 10	at Bethune-Cookman*	L	43-48
Feb. 15	N.C. A&T*	W	76-53
Feb. 19	South Carolina State*	W	83-78
Feb. 22	Coppin State*	W	69-65
Feb. 24	Morgan State*	W	80-53
March 1	at Md.-Eastern Shore*	W	70-57
March 3	at Howard*	W	59-56
March 12 vs. Howard#		L	65-68

*Mid-Eastern Athletic Conference game

#Mid-Eastern Athletic Conference Tournament

Game 6

Wednesday, Dec. 10
at Qwest Center OMAHA
Omaha, Neb. • 7:05 PM

General Information

Founded: 1878
 Location: Omaha, Neb.
 Enrollment: 6,537
 President: Rev. John P. Schlegel, S.J.
 Alma Mater (Year): Saint Louis (1969)
 Director of Athletics: Bruce Rasmussen
 Alma Mater (Year): Northern Iowa (1971)
 Nickname: Bluejays
 Colors: Blue & White
 Conference: Missouri Valley
 Home Arena: Qwest Center OMAHA
 Capacity: 15,500
 Athletic Dept. Phone: (402) 280-2720
 Ticket Office Phone: (402) 422-1212
 Athletics Website: www.gocreighton.com

Coaching Staff

Head Coach: Dana Altman
 Alma Mater (Year): Eastern New Mexico (1980)
 Career Record: 258-167 (14 years)
 Record at CU: 175-100 (nine years)
 Altman vs. Nebraska: 8-10
 Assistant Coaches (Alma mater, Year):
 Greg Gensing (Southwest Texas State, 1979)
 Len Gordy (Arizona, 1977)
 Darian DeVries (Northern Iowa, 1998)
 Basketball Trainer: Kevin Deremer
 Basketball Office Phone: (402) 280-1795

Sports Information

Basketball SID: Rob Anderson
 Office Phone: (402) 280-5544
 Office Fax: (402) 280-2495
 Home Phone: (402) 935-1807
 E-mail: randerson@creighton.edu
 Press Row Phone: (402) 599-6640
 SID Mailing Address: 2500 California Plaza,
 Omaha, NE 68178

Media Contacts

Beat Writer: Steve Pivovar,
 Omaha World-Herald
 Office Phone: (402) 444-1026
 E-mail: steve.pivovar@owh.com

Play-by-Play Announcer: T. Scott Marr
 Color Analysts: Kevin Sarver, Travis Justice
 Network Office Phone: (402) 280-1477

Series Information

Series Record: NU leads 21-14
 First Meeting: 1923 (CU won, 46-24)
 Last Meeting: 2002 (CU won 81-73)
 At Lincoln: NU leads 13-4
 Win Streak: CU four games

2003-04 Bluejays Roster

No.	Player	Pos.	Ht.	Wt.	Cl.	Hometown
3	Tim Blackwell	G	6-3	185	Fr.	Cameron, Mo.
10	Nate Funk	G	6-3	185	So.	Sioux City, Iowa
11	Johnny Mathies	G	6-0	160	So.	Louisville, Ky.
15	Kellen Miliner	G	6-3	176	Jr.	Warner Robins, Ga.
20	Pierce Hibma	G	6-5	195	Fr.	Pella, Iowa
21	Joe Dabbert	C	6-11	255	Sr.	Bailey, Colo.
22	Michael Lindeman	F	6-6	200	Sr.	Iowa Falls, Iowa
24	Tyler McKinney	G	6-1	180	Jr.	Urbandale, Iowa
30	Jimmy Motz	F	6-7	215	So.	Lincoln, Neb.
32	David Finklea	F	6-5	185	Jr.	Bellevue, Neb.
34	Mike Grimes	F	6-7	225	Sr.	Florissant, Mo.
40	Quincy Henderson	F	6-5	210	Fr.	Madison, Wis.
43	Brody Deren	F	6-8	250	Sr.	Harlan, Iowa
44	Anthony Tolliver	F	6-8	235	Fr.	Springfield, Mo.



Dana Altman
Head Coach



Brody Deren
Senior Forward



The Bluejays

2002-03 Record: 29-5 (15-3 MVC)
 Final 2003 National Ranking (Coaches): No. 23
 2003 Postseason Play: NCAA first round
 Lettermen Returning/Lost: 9/5
 Starters Returning/Lost: 3/2

Top Returnees

Name	Pos.	Yr.	Pts.	Reb.
Brody Deren	F	Sr.	7.8	5.1
Michael Lindeman	F	Sr.	7.8	3.4
Tyler McKinney	G	Jr.	5.0	1.8

Key Newcomers

Name	Pos.	Yr.	Ht.	Wt.
Tim Blackwell	G	Fr.	6-3	185
Johnny Mathies	G	So.	6-0	160
Pierce Hibma	G	Fr.	6-5	195

Key Losses

Name	Pos.	Pts.	Reb.
Kyle Korver	F	17.8	6.4
Larry House	G	11.1	3.3

2003-04 Schedule

Nov. 22	San Diego
Nov. 29	St. Bonaventure
Dec. 3	Bethune-Cookman
Dec. 6	Delaware State
Dec. 10	Nebraska
Dec. 13	at Fresno State
Dec. 20	Arkansas-Little Rock
Dec. 22	at Wyoming
Dec. 30	SMS*
Jan. 5	at Bradley*
Jan. 7	at Illinois State*
Jan. 11	Drake*
Jan. 14	at Northern Iowa*
Jan. 17	Evansville*
Jan. 21	at Wichita State*
Jan. 24	Illinois State*
Jan. 28	at Indiana State*
Feb. 1	at Evansville*
Feb. 4	Northern Iowa*
Feb. 7	Southern Illinois*
Feb. 11	Bradley*
Feb. 14	at Drake*
Feb. 18	Indiana State*
Feb. 21	at Bracket Buster (opponent TBD)
Feb. 24	at Southern Illinois*
Feb. 28	at SMS*
March 1	Wichita State*
March 5-8	Missouri Valley Tournament

*Missouri Valley Conference game

2002-03 Results (29-5, 15-3 MVC)

Nov. 17	Texas-Arlington	W	106-50
Nov. 18	Furman	W	82-57
Nov. 25	vs. IUPUI	W	99-52
Nov. 26	vs. Notre Dame	W	80-75
Dec. 4	at Northern Iowa*	W	65-52
Dec. 7	BYU	W	74-64
Dec. 14	Tennessee Tech	W	101-72
Dec. 16	Delaware State	W	68-48
Dec. 21	at Nebraska	W	81-73
Dec. 29	SE Missouri State	W	93-70
Dec. 31	at Xavier	L	73-75
Jan. 5	Drake*	W	84-63
Jan. 8	at Bradley*	W	65-58
Jan. 11	at Illinois State*	W	76-57
Jan. 15	Evansville*	W	93-56
Jan. 18	Southern Illinois*	W	85-76
Jan. 20	Illinois State*	W	95-82
Jan. 23	at Evansville*	L	66-74
Jan. 26	TCU	W	89-79
Jan. 29	at Indiana State*	W	74-46
Feb. 1	at Drake*	W	88-68
Feb. 4	Northern Iowa*	W	84-75
Feb. 8	Bradley*	W	88-65
Feb. 12	SMS* (ot)	W	70-67
Feb. 15	at Wichita State*	L	74-80
Feb. 19	Indiana State*	W	77-54
Feb. 22	Fresno State	W	67-66
Feb. 26	at SMS*	W	63-58
March 1	at Southern Illinois*	L	62-70
March 3	Wichita State*	W	86-60
March 8	vs. Indiana State	W	57-56
March 9	vs. Wichita State	W	70-69
March 10	vs. Southern Illinois	W	80-56
March 20	vs. Central Michigan	L	73-79

§Guardians Classic *Missouri Valley Conference game
 &MVC Tournament game # NCAA Tournament game

INTRODUCTION

OUTLOOK

PLAYERS

COACHES

STAFF

OPPONENTS

REVIEW

RECORDS

HISTORY

Tennessee Volunteers

Game 7

Saturday, Dec. 13
at Devaney Center
Lincoln, Neb. • 2:05 p.m.

General Information

Founded: 1794
 Location: Knoxville, Tenn.
 Enrollment: 24,535
 Interim President: Dr. Joseph E. Johnson
 Alma Mater (Year): Birmingham-Southern (1955)
 Director of Athletics: Mike Hamilton
 Alma Mater (Year): Clemson (1985)
 Nickname: Volunteers
 Colors: Orange & White
 Conference: Southeastern (SEC)
 Home Arena: Thompson-Boling Arena
 Capacity: 25,793
 Athletic Dept. Phone: (865) 974-1220
 Ticket Office Phone: (865) 656-1200
 Athletics Website: www.utsports.com

Coaching Staff

Head Coach: Buzz Peterson
 Alma Mater (Year): North Carolina (1986)
 Career Record: 137-78 (Seven years)
 Record at UT: 32-28 (Two years)
 Peterson vs. Nebraska: First meeting
 Assistant Coaches (Alma mater, Year):
 Chris Ferguson (Cumberland, 1981)
 Ed Conroy (The Citadel, 1989)
 Chuck Benson (Carson Newman, 1991)
 Dir. of Basketball Operations: Al Daniel
 Basketball Trainer: Chad Newman
 Basketball Office Phone: (865) 974-1206

Sports Information

Basketball SID: Craig Pinkerton
 Office Phone: (865) 974-1212
 Office Fax: (865) 974-1269
 Home Phone: (865) 670-1821
 E-mail: cpinker1@utk.edu
 Press Row Phone: (865) 544-0789
 SID Mailing Address: P.O. Box 15016, Knoxville,
 TN 37901

Media Contacts

Beat Writer: Mike Strange, Knoxville News-Sentinel
 Office Phone: (865) 342-6276
 E-mail: strange2@knews.com

Play-by-Play Announcer: Bob Kesling
 Color Analyst: Bert Bertelkamp
 Network Office Phone: (865) 584-7043

Series Information

Series Record: First meeting

2003-04 Volunteers Roster

No.	Player	Pos.	Ht.	Wt.	Cl.	Hometown
0	Boomer Herndon	C	6-10	235	So.	Nashville, Tenn.
1	Major Wingate	C	6-10	245	Fr.	Florence, S.C.
2	Scooter McFadgon	G	6-5	200	Jr.	Memphis, Tenn.
3	Stanley Asumnu	G/F	6-5	200	So.	Houston, Texas
4	Brandon Crump	F	6-10	235	Jr.	Houston, Texas
5	John Winchester	G	6-3	170	So.	Stamford, Conn.
12	Pee-Wee Gash	G	5-6	145	So.	Asheville, N.C.
15	Jordan Howell	G	6-3	180	Fr.	Auburn, Ala.
23	Dane Bradshaw	G	6-3	215	Fr.	Memphis, Tenn.
31	Fred Smithwick	F	6-6	210	Jr.	Memphis, Tenn.
32	C.J. Watson	G	6-2	165	So.	Las Vegas, Nev.
33	Jereme Hendrix	F	6-8	215	So.	Covington, Ga.
42	Lou Wright	G/F	6-6	190	Jr.	Memphis, Tenn.
43	Justin Albrecht	F	6-6	220	Jr.	Omaha, Neb.



Buzz Peterson
 Head Coach



Brandon Crump
 Junior Forward



The Volunteers

2002-03 Record: 17-12 (9-7 SEC)
 Final 2003 National Ranking: None
 2003 Postseason Play: NIT first round
 Lettermen Returning/Lost: 8/7
 Starters Returning/Lost: 2/3

Top Returnees

Name	Pos.	Yr.	Pts.	Reb.
Brandon Crump	F	Jr.	11.0	5.9
C.J. Watson	G	So.	9.1	4.2
Stanley Asumnu	G/F	So.	2.9	1.7

Key Newcomers

Name	Pos.	Yr.	Ht.	Wt.
Scooter McFadgon	G	Jr.	6-5	200
Jereme Hendrix	F	So.	6-8	215
Major Wingate	C	Fr.	6-10	245

Key Losses

Name	Pos.	Pts.	Reb.
Ron Slay	F	21.2	7.8
Jon Higgins	G	8.9	3.1

2003-04 Schedule

Nov. 21	Wofford
Nov. 28	Tennessee State
Dec. 2	Texas A&M
Dec. 13	at Nebraska
Dec. 17	The Citadel
Dec. 20	Georgia State
Dec. 22	Tennessee Tech
Dec. 30	UNC-Asheville
Jan. 3	at Massachusetts
Jan. 7	Georgia*
Jan. 10	at Florida*
Jan. 14	Vanderbilt*
Jan. 17	at South Carolina*
Jan. 20	Kentucky*
Jan. 25	Louisville
Jan. 28	at Mississippi State*
Jan. 31	Florida*
Feb. 4	at LSU*
Feb. 7	Georgia Tech
Feb. 11	Arkansas*
Feb. 14	at Alabama*
Feb. 18	Mississippi*
Feb. 21	at Georgia*
Feb. 25	at Kentucky*
Feb. 28	Auburn*
March 3	at Vanderbilt*
March 6	South Carolina*
March 11-14	SEC Tournament

*Southeastern Conference game

2002-03 Results (17-12, 9-7 SEC)

Nov. 22	Gardner-Webb	W	71-69
Nov. 25	VMI	W	88-56
Dec. 4	at Texas A&M	L	66-83
Dec. 15	vs. Georgia Tech#	W	70-69
Dec. 17	Charleston Southern	W	63-49
Dec. 21	at West Virginia	L	62-65
Dec. 23	Western Carolina	W	79-61
Dec. 30	UT-Martin	W	77-50
Jan. 4	New Mexico	W	71-64
Jan. 8	Kentucky*	L	71-74
Jan. 11	at Mississippi*	W	66-64
Jan. 15	at Florida*	L	64-77
Jan. 18	Vanderbilt*	W	71-66
Jan. 22	at Georgia*	L	76-81
Jan. 25	Louisville	L	69-72
Jan. 29	South Carolina*	W	60-56
Feb. 1	at Auburn*	W	60-57
Feb. 5	Massachusetts	W	71-45
Feb. 8	Georgia*	W	78-72
Feb. 12	at Arkansas*	W	70-62
Feb. 15	Florida*	W	66-59
Feb. 19	South Carolina*	L	63-77
Feb. 22	Alabama*	L	71-76
Feb. 26	at Kentucky*	L	68-80
March 1	LSU*	L	67-88
March 5	Mississippi State*	W	59-49
March 8	at Vanderbilt*	W	70-65
March 14	vs. Auburn^	L	53-66
March 18	Georgetown\$	L	60-70

#Chick-fil-A Peach Bowl Classic For Kids

*Southeastern Conference game

^Southeastern Conference Tournament game \$NIT game

INTRODUCTION

OUTLOOK

PLAYERS

COACHES

STAFF

OPPONENTS

REVIEW

RECORDS

HISTORY

Bethune-Cookman Wildcats

Game 8

Saturday, Dec. 20
at Devaney Center
Lincoln, Neb. • 7:05 p.m.

General Information

Founded: 1904
 Location: Daytona Beach, Fla.
 Enrollment: 2,500
 President: Dr. Oswald P. Bronson Sr.
 Alma Mater (Year): Bethune-Cookman (1950)
 Director of Athletics: Lynn W. Thompson
 Alma Mater (Year): Bethune-Cookman (1980)
 Nickname: Wildcats
 Colors: Maroon & Gold
 Conference: Mid-Eastern Athletic
 Home Arena: Moore Gymnasium
 Capacity: 3,000
 Athletic Dept. Phone: (386) 481-2215
 Ticket Office Phone: (386) 481-2292
 Athletics Website: www.cookman.edu/athletics

Coaching Staff

Head Coach: Clifford Reed
 Alma Mater (Year): Bethune-Cookman (1991)
 Career Record: 14-27 (Two years)
 Record at BCC: 14-27 (Two years)
 Reed vs. Nebraska: First meeting
 Assistant Coaches (Alma mater, Year):
 Travis Garrett (Stetson, 1995)
 Tyrhon Crawford (Cumberland, 2002)
 Basketball Trainer: Matt Luers
 Basketball Office Phone: (386) 481-2214

Sports Information

Basketball SID: Opio Mashariki
 Office Phone: (386) 481-2206
 Office Fax: (386) 481-2219
 Home Phone: (386) 589-6578
 E-mail: mashario@cookman.edu
 Press Row Phone: (386) 481-2299
 SID Mailing Address: 640 S. Bethune Blvd.,
 Daytona Beach, FL 32114

Media Contacts

Beat Writer: Sean Kernan,
 Daytona Beach News Journal
 Office Phone: (386) 252-1511
 E-mail: sean.kernan@news-journal.com

Play-by-Play Announcer: Mike Johnson
 Network Office Phone: (386) 677-4122

Series Information

Series Record: First meeting

2003-04 Wildcats Roster

No.	Player	Pos.	Ht.	Wt.	Cl.	Hometown
3	Kendrick Frink	G/F	6-3	185	Sr.	Shallotte, N.C.
4	Dajuan Clayton	F	6-6	205	Jr.	Kansas City, Kan.
5	Preston Dennis	G	6-1	175	Jr.	Hernando, Miss.
10	Anis Taylor	G	6-1	183	So.	Philadelphia, Pa.
12	O'Neal Carter	G	6-1	172	Jr.	Chicago, Ill.
21	Pape Ba	C	6-8	218	Sr.	Senegal, West Africa
22	Diondre Larmond	F	6-5	200	Sr.	Miami, Fla.
23	Markey Picard	G	6-0	188	Sr.	Kissimmee, Fla.
24	Gerard Jackson	G/F	6-4	230	Fr.	Gainesville, Fla.
25	Brandon Daniels	G/F	6-4	184	Jr.	Tulsa, Okla.
32	Anthony Joseph	F/C	6-7	225	Jr.	New Orleans, La.
33	Michael Williams II	F/C	6-7	205	So.	College Park, Ga.



Clifford Reed
 Head Coach



Pape Ba
 Senior Center



The Wildcats

2002-03 Record: 8-22 (5-13 MEAC)
 Final 2003 National Ranking: None
 2003 Postseason Play: None
 Lettermen Returning/Lost: 6/5
 Starters Returning/Lost: 3/2

Top Returnees

Name	Pos.	Yr.	Pts.	Reb.
Pape Ba	C	Sr.	10.7	6.7
Michael Williams II	F/C	So.	4.5	6.6
O'Neal Carter	G	Jr.	3.8	1.7

*steals per game

Key Newcomers

Name	Pos.	Yr.	Ht.	Wt.
Dajuan Clayton	F	Jr.	6-6	205
Brandon Daniels	G/F	Jr.	6-4	184

Key Losses

Name	Pos.	Pts.	Reb.
Richard Toussaint	F	18.2	4.0
Maurice Riddick	G	15.5	3.3

2003-04 Schedule

Nov. 24	Maine
Dec. 3	at Creighton
Dec. 15	at Texas Southern
Dec. 17	at Houston
Dec. 20	at Nebraska
Dec. 22	at Kansas State
Dec. 29	at Furman*
Dec. 30	vs. Lipscomb/Charleston Southern*
Jan. 3	at Morgan State*
Jan. 5	at Coppin State*
Jan. 10	Norfolk State*
Jan. 12	Hampton*
Jan. 14	Savannah State
Jan. 17	Howard*
Jan. 19	Delaware State*
Jan. 24	at South Carolina State*
Jan. 26	at N.C. A&T*
Feb. 2	at Md.-Eastern Shore*
Feb. 7	Morgan State*
Feb. 9	Coppin State*
Feb. 14	at Norfolk State*
Feb. 16	at Hampton*
Feb. 18	at Savannah State
Feb. 21	at Howard*
Feb. 23	at Delaware State*
Feb. 28	South Carolina State*
March 1	N.C. A&T*
March 5	Florida A&M*
March 8-13	MEAC Tournament

*Mid-Eastern Athletic Conference game
 #Furman Tournament

2002-03 Results (8-22, 5-13 MEAC)

Nov. 23	at Canisius	L	64-77
Nov. 26	at Iona	L	79-98
Dec. 3	at Florida A&M*	W	71-69
Dec. 6	at Minnesota	L	52-79
Dec. 18	at UL-Lafayette	L	55-81
Dec. 28	at Florida	L	64-99
Dec. 30	at Wake Forest	L	54-96
Jan. 6	at Delaware State*	L	47-70
Jan. 11	Howard*	L	58-63
Jan. 13	Md.-Eastern Shore*	L	69-74
Jan. 15	at Savannah State	W	66-54
Jan. 18	at Norfolk State*	L	49-59
Jan. 20	at Hampton*	L	72-74
Jan. 22	Savannah State	L	50-60
Jan. 25	Coppin State*	L	69-73
Jan. 27	Morgan State*	W	79-71
Feb. 1	at South Carolina State*	L	64-87
Feb. 3	N.C. A&T*	W	78-69
Feb. 7	at Morris Brown	L	63-65
Feb. 10	Delaware State*	W	48-43
Feb. 15	at Howard*	L	68-96
Feb. 17	at Md.-Eastern Shore*	W	57-48
Feb. 22	Norfolk State*	L	48-61
Feb. 24	Hampton*	L	69-76
Feb. 26	Morris Brown	W	85-66
March 1	at Morgan State*	L	55-59
March 3	at Coppin State*	L	65-70
March 6	Florida A&M*	L	66-72
March 11	Morgan State# (ot)	W	104-103
March 13	South Carolina State#	L	73-75

*Mid-Eastern Athletic Conference game

#Mid-Eastern Athletic Conference Tournament game

INTRODUCTION

OUTLOOK

PLAYERS

COACHES

STAFF

OPPONENTS

REVIEW

RECORDS

HISTORY

Lipscomb Bisons

INTRODUCTION

OUTLOOK

PLAYERS

COACHES

STAFF

OPPONENTS

REVIEW

RECORDS

HISTORY

Game 9

Monday, Dec. 22
at Devaney Center
Lincoln, Neb. • 7:05 p.m.

General Information

Founded: 1891
 Location: Nashville, Tenn.
 Enrollment: 2,643
 President: Dr. Steve Flatt
 Alma Mater (Year): Lipscomb (1977)
 Director of Athletics: Dr. Steve Potts
 Alma Mater (Year): UT-Martin (1979)
 Nickname: Bisons
 Colors: Purple & Gold
 Conference: Atlantic Sun (First year)
 Home Arena: Allen Arena
 Capacity: 5,032
 Athletic Dept. Phone: (615) 279-5850
 Ticket Office Phone: (615) 279-5850
 Athletics Website: www.lipscombsports.edu

Coaching Staff

Head Coach: Scott Sanderson
 Alma Mater (Year): South Carolina (1984)
 Career Record: 145-57 (Six years)
 Record at LU: 61-32 (Three years)
 Sanderson vs. Nebraska: 0-1
 Assistant Coaches (Alma mater, Year):
 Jay Walton (Mississippi State, 1995)
 Shaun Senters (Lipscomb, 1997)
 Tim Cornwell (UT-Martin, 2001)
 Basketball Trainer: Matt Lyden
 Basketball Office Phone: (615) 279-5925

Sports Information

Basketball SID: Mark McGee
 Office Phone: (615) 279-5862
 Office Fax: (615) 269-1806
 Home Phone: (931) 684-1591
 E-mail: mark.mcgee@lipscomb.edu
 Press Row Phone: (615) 279-7051
 SID Mailing Address: 3901 Granny White Pike,
 Nashville, TN 37204-3951

Media Contacts

Beat Writer: Chip Cirillo, The Tennessean
 Office Phone: (615) 259-8010
 E-mail: ccirillo@tennessean.com

Play-by-Play Announcer: Jonathan Seamon
 Network Office Phone: (615) 279-5959

Series Information

Series Record: NU leads 1-0
 First Meeting: Jan. 7, 2003 (NU, 70-60)
 At Lincoln: NU leads 1-0
 Win Streak: NU one game

2003-04 Bisons Roster

No.	Player	Pos.	Ht.	Wt.	Cl.	Hometown
1	Ryan Wiley	G	6-1	175	Fr.	Bolivar, Tenn.
2	Cameron Robinson	F	6-7	210	So.	Raleigh, N.C.
4	Eddie Ard	G/F	6-5	195	Fr.	Metairie, La.
5	Corey King	G	5-11	175	Jr.	Selma, Ala.
20	Stephan Bolt	G/F	6-5	195	Fr.	Downers Grove, Ill.
23	Russell Hankins	G	6-3	180	Sr.	Morgantown, Ky.
32	Michael Mays	F	6-6	185	Sr.	Nashville, Tenn.
33	Albert Hacker	C	6-10	240	Sr.	Nashville, Tenn.
34	James Poindexter	G	6-1	160	So.	Birmingham, Ala.
35	Brian Fisk	G	6-2	195	Fr.	Newbern, Tenn.
41	Matt Jarboe	F	6-7	220	Jr.	Murfreesboro, Tenn.
45	Jason Jackson	G	6-4	195	Sr.	Marrero, La.
51	Chad Hartman	F	6-8	215	Sr.	Belle Chase, La.
54	Charlie Jenney	C	6-9	220	So.	Floyds Knob, Ind.



Scott Sanderson
 Head Coach



Chad Hartman
 Senior Forward



The Bisons

2002-03 Record: 8-20
 Final 2003 National Ranking: None
 2003 Postseason Play: None
 Lettermen Returning/Lost: 8/5
 Starters Returning/Lost: 2/3

Top Returnees

Name	Pos.	Yr.	Pts.	Reb.
Chad Hartman	F	Sr.	11.3	8.0
Albert Hacker	C	Sr.	7.4	4.6

Key Newcomers

Name	Pos.	Yr.	Ht.	Wt.
Brian Fisk	G	Fr.	6-2	195
Stephan Bolt	G/F	Fr.	6-5	195

Key Losses

Name	Pos.	Pts.	Reb.
Ryan Roller	G	13.1	2.8*
Eric Broomfield	G	6.1	2.7
Craig Schoen	G	6.1	2.9

*assists per game

2003-04 Schedule

Nov. 25	at Kansas State
Nov. 29	Fisk
Dec. 1	IUPUI
Dec. 4	at Mercer*
Dec. 6	at Georgia State*
Dec. 12	Pepperdine
Dec. 18	University of the South
Dec. 22	at Nebraska
Dec. 29	vs. Charleston Southern\$
Dec. 30	vs. Furman/Bethune-Cookman\$
Jan. 3	Stetson*
Jan. 5	Jacksonville*
Jan. 10	at Troy State*
Jan. 17	at Central Florida*
Jan. 19	at Florida Atlantic*
Jan. 22	Campbell*
Jan. 24	Gardner-Webb*
Jan. 28	Belmont*
Jan. 31	at Campbell*
Feb. 2	at Gardner-Webb*
Feb. 5	Florida Atlantic*
Feb. 7	Central Florida*
Feb. 13	at Belmont*
Feb. 17	Troy State*
Feb. 19	at Jacksonville*
Feb. 21	at Stetson*
Feb. 26	Georgia State*
Feb. 28	Mercer*

\$Furman Classic

*Atlantic Sun Conference game

2002-03 Results (8-20)

Nov. 23	at Iona	L	86-89
Nov. 24	at Florida International	L	65-67
Nov. 26	Milligan	W	97-61
Nov. 30	at Troy State	L	77-95
Dec. 2	IPFW	L	73-79
Dec. 5	Tennessee State	W	97-85
Dec. 7	UT-Martin	L	90-99
Dec. 12	Troy State	L	77-89
Dec. 15	New Orleans	W	81-76
Dec. 20	at Kansas State	L	64-88
Dec. 22	at Pepperdine	L	73-89
Dec. 29	at Chattanooga	L	78-87
Dec. 30	Maine	L	71-87
Jan. 4	Sacramento State	L	71-83
Jan. 7	at Nebraska	L	60-70
Jan. 11	at Savannah State	L	66-76
Jan. 13	at Stetson	L	68-73
Jan. 16	Campbell	W	80-55
Jan. 21	Morris Brown	L	69-75
Jan. 25	at Centenary	L	82-93
Jan. 28	Fisk	W	82-51
Feb. 1	Savannah State	W	96-73
Feb. 4	at IUPUI	L	61-77
Feb. 8	Centenary	W	85-75
Feb. 10	Jacksonville State	L	60-84
Feb. 12	at Campbell	L	90-91
Feb. 17	Stetson	W	87-64
Feb. 19	at Jacksonville State	L	72-96

Minnesota Golden Gophers

Game 10

Monday, Dec. 29

at Williams Arena

Minneapolis, Minn. • 7:05 p.m.

General Information

Founded: 1851

Location: Minneapolis, Minn.

Enrollment: 48,677

President: Robert Bruininks

Alma Mater (Year): Western Michigan (1964)

Director of Athletics: Joel Maturi

Alma Mater (Year): Notre Dame (1967)

Nickname: Golden Gophers

Colors: Maroon & Gold

Conference: Big Ten

Home Arena: Williams Arena

Capacity: 14,625

Athletic Dept. Phone: (612) 625-4838

Ticket Office Phone: (612) 624-8080

Athletics Website: www.gophersports.com

Coaching Staff

Head Coach: Dan Monson

Alma Mater (Year): Idaho (1985)

Career Record: 119-74 (Six years)

Record at UM: 67-57 (Four years)

Monson vs. Nebraska: 2-2

Assistant Coaches (Alma mater, Year):

Mike Petersen (Northwest Christian, 1980)

Vic Couch (Santa Clara, 1985)

Bill Walker (Missouri-Rolla, 1987)

Dir. of Basketball Operations: James Ware

Basketball Trainer: Roger Schipper

Basketball Office Phone: (612) 625-3085

Sports Information

Basketball SID: Kyle Coughlin

Office Phone: (612) 625-4090

Office Fax: (612) 625-0359

Home Phone: (952) 974-9911

E-mail: cough002@umn.edu

Press Row Phone: (612) 626-1308

SID Mailing Address: 244 Beirman Building, 516
15th Ave. SE, Minneapolis, MN 55455

Media Contacts

Beat Writer: Jeff Shelman, Star Tribune

Office Phone: (612) 673-7478

E-mail: jshelman@startribune.com

Play-by-Play Announcer: Dave Lee

Color Analyst: Kevin Lynch

Network Office Phone: (612) 375-7267

Series Information

Series Record: UM leads 47-14

First Meeting: 1902 (UM, 52-9)

Last Meeting: Dec. 8, 2002 (NU, 80-60)

At Minneapolis: UM leads 33-4

Win Streak: NU one game

2003-04 Golden Gophers Roster

No.	Player	Pos.	Ht.	Wt.	Cl.	Hometown
3	Aaron Robinson	G	5-10	165	Jr.	Rockford, Ill.
5	Wade Hokenson	G	5-9	170	Sr.	Watertown, Minn.
11	Maurice Hargrow	G	6-4	193	Jr.	St. Paul, Minn.
15	Aliou Kane	C	6-9	243	Fr.	Dallas, Texas
21	Stan Gaines	F	6-7	230	So.	Chicago, Ill.
22	Ben Johnson	G	6-3	185	Sr.	Minneapolis, Minn.
24	Tyree Bolden	F	6-5	186	Sr.	Milwaukee, Wis.
31	Adam Boone	G	6-2	202	Jr.	Minnetonka, Minn.
32	Kris Humphries	F	6-8	240	Fr.	Chaska, Minn.
33	Kerry Wooldridge	F	6-7	195	Fr.	San Leandro, Calif.
34	Brent Lawson	G	6-4	200	Jr.	Maple Grove, Minn.
35	Randy Chall	F	6-5	215	Sr.	Forest Lake, Minn.
41	Michael Bauer	F	6-8	220	Sr.	Hastings, Minn.
42	Jeff Hagen	C	6-11	265	Jr.	Minnetonka, Minn.
55	Matt Smriga	F	6-8	255	Jr.	Apple Valley, Minn.



Dan Monson
Head Coach



Michael Bauer
Senior Forward



The Golden Gophers

2002-03 Record: 19-14 (8-8 Big Ten)

Final 2003 National Ranking: None

2003 Postseason Play: NIT Final Four (fourth place)

Lettermen Returning/Lost: 6/4

Starters Returning/Lost: 2/3

Top Returnees

Name	Pos.	Yr.	Pts.	Reb.
Maurice Hargrow	G	Jr.	13.2	4.7
Michael Bauer	F	Sr.	11.4	4.9

Key Newcomers

Name	Pos.	Yr.	Ht.	Wt.
Adam Boone	G	Jr.	6-2	202
Aliou Kane	C	Fr.	6-9	243
Kris Humphries	F	Fr.	6-8	240

Key Losses

Name	Pos.	Pts.	Reb.
Rick Rickert	F	15.6	6.2
Jerry Holman	C	9.9	5.3

2003-04 Schedule

Nov. 17	UMKCS
Nov. 19	vs. Utah or Georgia State\$
Nov. 26	Preseason NIT\$
Nov. 28	Preseason NIT\$
Nov. 30	Furman
Dec. 3	at Virginia&
Dec. 6	Western Illinois
Dec. 9	Long Beach State
Dec. 12	Oral Roberts
Dec. 22	Duquesne
Dec. 29	Nebraska
Jan. 1	at Texas Tech
Jan. 4	Wofford
Jan. 7	at Penn State*
Jan. 10	Princeton
Jan. 13	Iowa*
Jan. 17	at Ohio State*
Jan. 21	at Purdue*
Jan. 24	Indiana*
Jan. 28	Michigan State*
Jan. 31	at Northwestern*
Feb. 4	at Wisconsin*
Feb. 8	Illinois*
Feb. 11	Michigan*
Feb. 14	at Michigan State*
Feb. 18	at Indiana*
Feb. 21	Purdue*
Feb. 25	Ohio State*
Feb. 28	at Iowa*
March 6	Penn State*

March 11-14 Big Ten Tournament

\$Preseason NIT & ACC-Big Ten Challenge

*Big Ten Conference game

2002-03 Results (19-14, 8-8 Big Ten)

Nov. 24	UNC-Asheville	W	87-81
Nov. 30	Georgia	W	72-69
Dec. 4	Georgia Tech	W	64-63
Dec. 6	Bethune-Cookman	W	79-52
Dec. 8	at Nebraska	L	60-80
Dec. 10	Arkansas-Little Rock (ot)	W	86-84
Dec. 13	Fairleigh Dickinson	W	104-66
Dec. 22	at Oregon	L	81-90
Dec. 28	Texas Tech (ot)	L	89-99
Jan. 1	Oral Roberts	W	85-80
Jan. 4	Sacred Heart	W	79-46
Jan. 7	Illinois*	L	70-76
Jan. 15	at Wisconsin*	L	50-66
Jan. 18	Michigan State*	W	77-69
Jan. 22	at Michigan*	L	63-75
Jan. 25	Northwestern*	W	74-57
Jan. 29	at Penn State*	W	76-75
Feb. 3	Michigan*	W	87-80
Feb. 5	at Ohio State*	L	68-73
Feb. 8	Purdue*	W	90-68
Feb. 12	Iowa*	W	77-64
Feb. 19	at Northwestern*	W	73-61
Feb. 22	Penn State*	W	77-62
Feb. 26	at Michigan State*	L	61-71
March 2	Wisconsin*	L	61-69
March 4	at Indiana*	L	70-74
March 9	at Illinois*	L	60-84
March 13	vs. Northwestern#	L	64-76
March 19	at Saint Louis\$	W	62-52
March 24	Hawaii\$	W	84-70
March 27	at Temple\$ (ot)	W	63-58
April 1	vs. Georgetown\$	L	74-88
April 3	vs. Texas Tech\$	L	61-71

*Big Ten Conference game #Big Ten Tournament game

\$NIT game

INTRODUCTION

OUTLOOK

PLAYERS

COACHES

STAFF

OPPONENTS

REVIEW

RECORDS

HISTORY

715

St. Francis (Pa.) Red Flash

INTRODUCTION

Game 11

Tuesday, Jan. 6
at Devaney Center
Lincoln, Neb. • 7:05 p.m.

General Information

Founded: 1847
 Location: Loretto, Pa.
 Enrollment: 2,000
 President: Rev. Christian R. Oravec
 Alma Mater (Year): St. Francis (1960)
 Director of Athletics: Jeff Eisen
 Alma Mater (Year): Marietta (1977)
 Nickname: Red Flash
 Colors: Red & White
 Conference: Northeast (NEC)
 Home Arena: DeGol Arena
 Capacity: 3,500
 Athletic Dept. Phone: (814) 472-3018
 Ticket Office Phone: (814) 472-3286
 Athletics Website: www.francis.edu

OUTLOOK

PLAYERS

Coaching Staff

Head Coach: Bobby Jones
 Alma Mater (Year): Western Kentucky (1984)
 Career Record: 39-71 (Four years)
 Record at SFU: 39-71 (Four years)
 Jones vs. Nebraska: First meeting
 Assistant Coaches (Alma mater, Year):
 Jacob Morton (Miami, 1993)
 Rob Krimmel (St. Francis, 2000)
 Josh Karabinos (St. Francis, 2001)
 Basketball Trainer: Terry Bennett
 Basketball Office Phone: (814) 472-3286

COACHES

STAFF

Sports Information

Basketball SID: Pat Farabaugh
 Office Phone: (814) 472-3128
 Office Fax: (814) 472-3196
 Home Phone: (814) 884-0430
 E-mail: pfarabaugh@francis.edu
 Press Row Phone: (814) 472-3145
 SID Mailing Address: Room 145, 301 Stokes
 Center, Loretto, PA 15940-0600

OPPONENTS

Media Contacts

Beat Writer: Cory Giger, Altoona Mirror
 Office Phone: (814) 949-7031
 E-mail: cgsports12@aol.com

REVIEW

Play-by-Play Announcer: Joe Vesnesky
 Color Analyst: TBA
 Network Office Phone: (814) 472-3128

Series Information

Series Record: First meeting

RECORDS

HISTORY

2003-04 Red Flash Roster

No.	Player	Pos.	Ht.	Wt.	Cl.	Hometown
1	Darshan Luckey	G	6-5	200	So.	Baltimore, Md.
2	Chris Jones	F	6-6	175	Fr.	Richmond, Va.
3	Erick Wills	G	6-0	175	Sr.	Laurel, Md.
5	Darnell Evans	G	6-4	200	Fr.	Largo, Md.
12	Guy Saragba	C	6-8	240	Jr.	Bangui, Central African Republic
14	Matt Augustin	G	6-0	200	Jr.	Bronx, N.Y.
20	Rahsaan Benton	G	5-11	175	So.	Cleveland Heights, Ohio
22	Steveroy Daley	F	6-5	195	Sr.	North York, Ontario
23	Joey Goodson	G	6-3	210	Jr.	Reston, Va.
24	George Wright-Easy	F	6-5	220	Fr.	Everett, Mass.
32	Carl Ulmer	F	6-6	220	Sr.	Vancouver, British Columbia
45	Rodney Gibson	F	6-5	205	Jr.	Hagerstown, Md.
50	Jason Osborne	F	6-8	260	Jr.	Randallstown, Md.
55	Chris LeBorioso	F	6-7	235	Fr.	Falling Waters, W. Va.



Bobby Jones
 Head Coach



Darshan Luckey
 Sophomore Guard



The Red Flash

2002-03 Record: 14-14 (10-8 NEC)
 Final 2003 National Ranking: None
 2003 Postseason Play: None
 Lettermen Returning/Lost: 9/1
 Starters Returning/Lost: 4/1

Top Returnees

Name	Pos.	Yr.	Pts.	Reb.
Darshan Luckey	G	So.	21.6	5.1
Erick Wills	G	Sr.	11.1	3.5
Jason Osborne	F	Jr.	10.0	5.2

Key Newcomers

Name	Pos.	Yr.	Ht.	Wt.
Chris Jones	F	Fr.	6-6	175
Darnell Evans	G	Fr.	6-4	200
Chris LeBorioso	F	Fr.	6-7	235

Key Losses

Name	Pos.	Pts.	Reb.
Dan Swoger	G	9.7	3.6*

*assists per game

2003-04 Schedule

Nov. 22	at Pittsburgh
Nov. 26	at Penn State
Nov. 29	at Youngstown State
Dec. 3	at Howard
Dec. 6	Bucknell
Dec. 13	at Robert Morris*
Dec. 18	American
Dec. 21	at VMI
Jan. 3	at Cornell
Jan. 6	at Nebraska
Jan. 10	St. Francis (N.Y.)*
Jan. 12	Long Island*
Jan. 17	at Monmouth*
Jan. 19	at Fairleigh Dickinson*
Jan. 24	Mount St. Mary's*
Jan. 31	at Long Island*
Feb. 2	at St. Francis (N.Y.)*
Feb. 5	Wagner*
Feb. 7	Sacred Heart*
Feb. 12	at Central Connecticut State*
Feb. 14	at Quinnipiac*
Feb. 17	Robert Morris*
Feb. 19	Fairleigh Dickinson*
Feb. 21	at Mount St. Mary's*
Feb. 26	Central Connecticut State*
Feb. 28	Quinnipiac*
March 1	at Wagner*
March 6	at NEC Tournament

*Northeast Conference game

2002-03 Results (14-14, 10-8 NEC)

Nov. 22	Howard	W	70-68
Nov. 27	at Pittsburgh	L	49-69
Dec. 1	VMI	L	59-76
Dec. 4	Youngstown State	W	70-56
Dec. 7	at Bucknell	L	54-57
Dec. 14	Robert Morris*	W	75-66
Dec. 20	at Western Kentucky	L	45-80
Dec. 28	at Penn State	L	55-74
Dec. 30	Cornell	W	64-61
Jan. 4	at American	W	64-54
Jan. 11	Mount St. Mary's*	W	76-57
Jan. 13	Md.-Baltimore County*	W	73-68
Jan. 18	at Central Connecticut St.*	L	67-68
Jan. 20	at Quinnipiac*	L	61-69
Jan. 25	Sacred Heart*	W	70-64
Jan. 27	Wagner*	L	72-84
Feb. 1	at Sacred Heart*	W	66-62
Feb. 3	at Wagner*	L	89-102
Feb. 6	Long Island*	L	94-98
Feb. 8	St. Francis (N.Y.)*	W	89-72
Feb. 13	at Md.-Baltimore Co.*	W	72-64
Feb. 15	Mount St. Mary's* (ot)	W	79-69
Feb. 20	Monmouth*	L	70-72
Feb. 22	Fairleigh Dickinson*	W	68-66
Feb. 24	at Robert Morris*	L	58-61
Feb. 27	at Monmouth*	W	76-68
March 1	at Fairleigh Dickinson*	L	73-75
March 8	vs. Quinnipiac#	L	57-75

*Northeast Conference game #NEC Tournament game

Game 12

Saturday, Jan. 10
at Hilton Coliseum
Ames, Iowa • 7 p.m.

Game 25

Saturday, Feb. 28
at Devaney Center
Lincoln, Neb. • 7:05 p.m.

General Information

Founded: 1858
 Location: Ames, Iowa
 Enrollment: 27,380
 President: Dr. Gregory L. Geoffroy
 Alma Mater (Year): Louisville (1968)
 Director of Athletics: Bruce Van De Velde
 Alma Mater (Year): Iowa State (1981)
 Nickname: Cyclones
 Colors: Cardinal & Gold
 Conference: Big 12
 Home Arena: Hilton Coliseum
 Capacity: 14,092
 Athletic Dept. Phone: (515) 294-3662
 Ticket Office Phone: (888) ISUCYCLONE
 Athletics Website: www.cyclones.com

Coaching Staff

Head Coach: Wayne Morgan
 Alma Mater: St. Lawrence, 1973
 Career Record: 91-84 (Six years)
 Record at ISU: First year
 Morgan vs. Nebraska: First meeting
 Assistant Coaches (Alma mater, Year):
 Bob Sundvold (South Dakota State, 1977)
 Fred Quartlebaum (Fordham, 1989)
 Damon Archibald (Boise State, 1997)
 Dir. of Basketball Operations: Darryl Sharp
 Basketball Trainer: Vic Miller
 Basketball Office Phone: (515) 294-8232

Sports Information

Basketball SID: Mike Green
 Office Phone: (515) 294-3372
 Office Fax: (515) 294-0558
 Cell Phone: (515) 460-5804
 E-mail: mgreen@iastate.edu
 Press Row Phone: (515) 294-6178
 SID Mailing Address: 1800 S. Fourth St.,
 Jacobson Building, Ames, IA 50011

Media Contacts

Beat Writer: Andrew Logue, Des Moines Register
 Office Phone: (515) 284-8368
 E-mail: alogue@dmreg.com

Play-by-Play Announcer: John Walters
 Color Analyst: Eric Heft
 Network Office Phone: (515) 222-9393

Series Information

Series Record: NU leads 125-93
 First Meeting: 1908-09 (NU, 42-20)
 Last Meeting: March 1, 2003 (NU, 69-63)
 At Lincoln: NU leads 75-29
 At Ames: ISU leads 56-45
 Win Streak: NU one game

2003-04 Cyclones Roster

No.	Player	Pos.	Ht.	Wt.	Cl.	Hometown
0	Jake Sullivan	G	6-1	195	Sr.	Oakdale, Minn.
1	Curtis Stinson	G	6-2	205	Fr.	Bronx, N.Y.
3	John Neal	G	6-4	190	So.	Winterset, Iowa
4	Jackson Vroman	C/F	6-10	220	Sr.	Bountiful, Utah
11	Will Blalock	G	5-11	185	Fr.	Roxbury, Mass.
12	Tim Barnes	G	6-0	175	Sr.	Henderson, Ky.
15	Adam Schaper	F	6-9	215	So.	Demottee, Ind.
22	Damion Staple	C	6-8	230	Jr.	Kingston, Jamaica
34	Jeff Bergstrom	F	6-4	190	Fr.	Kingwood, Texas
40	Dave Braet	G	6-3	185	Sr.	Calamus, Iowa
41	Reggie George	C	6-9	230	Fr.	Palos Heights, Ill.
42	Justin Fries	G	6-2	210	Sr.	Sioux Falls, S.D.
50	Marcus Jefferson	G/F	6-5	205	Sr.	East Chicago, Ill.
51	Jared Homan	C	6-9	245	Jr.	Remsen, Iowa
54	Andrew Skoglund	C	7-1	260	Sr.	Minnnetonka, Minn.



Wayne Morgan
Head Coach



Jake Sullivan
Senior Guard



The Cyclones

2002-03 Record: 17-14 (5-11 Big 12)
 Final 2003 National Ranking: None
 2003 Postseason Play: NIT second round
 Lettermen Returning/Lost: 8/4
 Starters Returning/Lost: 4/1

Top Returnees

Name	Pos.	Yr.	Pts.	Reb.
Jake Sullivan	G	Sr.	17.0	3.0
Jackson Vroman	C/F	Sr.	12.5	9.4
Tim Barnes	G	Sr.	11.3	5.0*

*assists per game

Key Newcomers

Name	Pos.	Yr.	Ht.	Wt.
Will Blalock	G	Fr.	5-11	185
Curtis Stinson	G	Fr.	6-2	205
Damion Staple	C	Jr.	6-8	230

Key Losses

Name	Pos.	Pts.	Reb.
Adam Huluska	G	9.2	3.6

2003-04 Schedule

Nov. 28	Mercer
Nov. 30	Northern Iowa
Dec. 5	vs. IPFW*
Dec. 6	vs. Arkansas-Little Rock/Idaho State*
Dec. 13	Liberty
Dec. 20	at Drake
Dec. 23	Xavier
Dec. 31	at Virginia
Jan. 3	at San Diego State
Jan. 7	Missouri*
Jan. 10	Nebraska*
Jan. 12	Northern Colorado
Jan. 17	at Colorado*
Jan. 21	Iowa
Jan. 24	at Baylor*
Jan. 28	Texas A&M*
Jan. 31	Kansas*
Feb. 4	at Oklahoma*
Feb. 7	Oklahoma State*
Feb. 11	at Kansas State*
Feb. 14	Texas*
Feb. 18	at Missouri*
Feb. 21	at Kansas*
Feb. 25	Kansas State*
Feb. 28	at Nebraska*
March 3	Colorado*
March 6	at Texas Texas*
March 11-14	at Big 12 Tournament

*Cyclone Challenge *Big 12 Conference game

2002-03 Results (17-14, 5-11 Big 12)

Nov. 25	Coe	W	87-65
Nov. 29	Mercer	W	91-60
Dec. 2	Jackson State	W	85-63
Dec. 6	Western Illinois&	W	59-44
Dec. 7	SUNY-Binghamton&	W	86-56
Dec. 10	Boston College	L	78-85
Dec. 13	at Iowa	W	73-69
Dec. 15	Savannah State	W	79-59
Dec. 22	Drake	W	76-55
Dec. 29	at Northern Iowa	W	71-65
Dec. 31	Arkansas-Pine Bluff	W	90-46
Jan. 6	Kansas*	L	54-83
Jan. 11	at Texas*	L	50-70
Jan. 18	Oklahoma*	L	60-70
Jan. 21	at Missouri*	L	59-64
Jan. 25	Nebraska*	W	71-61
Jan. 29	at Oklahoma State*	L	55-68
Feb. 1	Baylor*	W	74-70
Feb. 8	at Colorado*	L	69-84
Feb. 12	Texas Tech*	L	54-66
Feb. 16	at Kansas*	L	51-70
Feb. 19	at Texas A&M*	L	54-66
Feb. 22	Kansas State*	W	64-61
Feb. 25	Colorado*	W	81-55
March 1	at Nebraska*	L	63-69
March 5	Missouri*	W	71-55
March 8	at Kansas State*	L	63-74
March 13	Texas A&M!	W	97-70
March 14	Kansas!	L	74-89
March 19	Wichita State#	W	76-65
March 21	Iowa#	L	53-54

&Cyclone Challenge *Big 12 Conference game

#Big 12 Tournament game #NIT game

Colorado Buffaloes

Game 13

Wednesday, Jan. 14
at Devaney Center
Lincoln, Neb. • 7:05 p.m.

Game 27

Saturday, March 6
at Coors Events Center
Boulder, Colo. • 3 p.m.
(ESPN Regional)

General Information

Founded: 1876
 Location: Boulder, Colo.
 Enrollment: 27,954
 President: Dr. Elizabeth Hoffman
 Alma Mater (Year): Smith (1968)
 Director of Athletics: Richard Tharp
 Alma Mater (Year): DePauw (1970)
 Nickname: Buffaloes
 Colors: Silver, Gold & Black
 Conference: Big 12
 Home Arena: Coors Events/Conference Center
 Capacity: 11,064
 Athletic Dept. Phone: (303) 492-7931
 Ticket Office Phone: (303) 492-8337
 Athletics Website: www.cubuffs.com

Coaching Staff

Head Coach: Ricardo Patton
 Alma Mater (Year): Belmont (1980)
 Career Record: 125-103 (Seven years)
 Record at CU: 125-103 (Seven years)
 Patton vs. Nebraska: 7-10
 Assistant Coaches (Alma mater, Year):
 Terry Dunn (Northern Colorado, 1977)
 Jason Shelton (Lipscomb, 1991)
 Paul Graham (North Texas, 1974)
 Dir. of Basketball Operations: Gerald Harris
 Basketball Trainer: Derrick Fitts
 Basketball Office Phone: (303) 492-6877

Sports Information

Basketball SID: Andrew Green
 Office Phone: (303) 492-5626
 Office Fax: (303) 492-3811
 Cell Phone: (720) 470-9780
 E-mail: andrew.green@colorado.edu
 Press Row Phone: (303) 492-1552
 SID Mailing Address: 357 UCB (Fieldhouse Annex 50), Boulder, CO 80309-0357

Media Contacts

Beat Writer: Chris Dempsey, Boulder Daily Camera
 Office Phone: (303) 337-1815
 E-mail: dempseyc@earthlink.net

Play-by-Play Announcer: Larry Zimmer
 Color Analyst: Jay Leeuwenburg
 Network Office Phone: (303) 713-8000

Series Information

Series Record: NU leads 69-63
 First Meeting: 1902-03 (NU, 28-12)
 Last Meeting: March 8, 2003 (84-69)
 At Lincoln: NU leads 45-13
 At Boulder: CU leads 36-23
 Win Streak: CU one game

2003-04 Buffaloes Roster

No.	Player	Pos.	Ht.	Wt.	Cl.	Hometown
1	Glean Eddy	F	6-6	210	So.	Nashville, Tenn.
2	Billy Boidock	G	6-0	155	So.	Dallas, Texas
3	Amadou Doumbouya	F	6-7	235	Sr.	Conakry, Guinea
4	Andy Osborn	F	6-9	230	Jr.	Longmont, Calif.
5	Jayson Obazuaye	G	6-2	190	So.	San Jose, Calif.
10	Scott Senger	F	6-7	205	So.	Louisville, Colo.
13	David Harrison	C	7-0	270	Jr.	Nashville, Tenn.
14	Michel Lasme	G	5-11	184	So.	Abidjan, Ivory Coast
15	Chris Copeland	F	6-8	235	So.	Richmond, Va.
21	Marcus Hall	G	6-1	175	Fr.	Houston, Texas
24	Trennis Jones	G	6-2	185	Sr.	Austin, Texas
30	Michel Morandais	G/F	6-5	205	Sr.	Guadeloupe, French W. Indies
31	John Tynan	G	6-4	180	Jr.	Denver, Colo.
34	Keith Smith	G/F	6-6	220	Fr.	Oklahoma City, Okla.
42	Antoine McGee	G	5-11	180	So.	Moreno Valley, Calif.
43	Blair Wilson	G/F	6-6	220	Sr.	Westminster, Colo.
44	Lamar Harris	F	6-7	210	Sr.	Los Angeles, Calif.



Ricardo Patton
 Head Coach



Michel Morandais
 Senior Guard



The Buffaloes

2002-03 Record: 20-12 (9-7 Big 12)
 Final 2003 National Ranking: None
 2003 Postseason Play: NCAA first round
 Lettermen Returning/Lost: 10/3
 Starters Returning/Lost: 4/1

Top Returnees

Name	Pos.	Yr.	Pts.	Reb.
Michel Morandais	G/F	Sr.	16.9	5.4
David Harrison	C	Jr.	13.9	8.3
Blair Wilson	G/F	Sr.	12.9	3.4

Key Newcomers

Name	Pos.	Yr.	Ht.	Wt.
Keith Smith	G/F	Fr.	6-6	220
Marcus Hall	G	Fr.	6-1	175

Key Losses

Name	Pos.	Pts.	Reb.
Stephane Pelle	F	12.0	9.3
James "Mookie" Wright	G	6.5	3.7*

*assists per game

2003-04 Schedule

Nov. 21	at Northwestern
Nov. 24	at Pepperdine
Nov. 26	at Cal Poly-San Luis Obispo
Dec. 1	Oregon State
Dec. 6	California
Dec. 10	at Colorado State
Dec. 19	Tennessee State
Dec. 23	Utah
Dec. 27	Prairie View A&M
Jan. 5	Kansas*
Jan. 8	Savannah State
Jan. 10	Northern Colorado
Jan. 14	at Nebraska*
Jan. 17	Iowa State*
Jan. 21	at Oklahoma State*
Jan. 25	at Kansas*
Jan. 28	Missouri*
Jan. 31	Baylor*
Feb. 4	at Texas*
Feb. 7	Kansas State*
Feb. 10	at Missouri*
Feb. 18	Texas Tech*
Feb. 21	at Kansas State*
Feb. 25	Oklahoma*
Feb. 28	at Texas A&M*
March 3	at Iowa State*
March 6	Nebraska*
March 11-14	at Big 12 Tournament

*Big 12 Conference game.

2002-03 Results (20-12, 9-7 Big 12)

Nov. 22	Cal Poly-San Luis Obispo	W	97-69
Nov. 24	Stetson	W	107-74
Nov. 27	at New Mexico State	L	71-75
Dec. 3	Georgia	L	70-71
Dec. 7	at UMKC	W	62-59
Dec. 11	Chicago State	W	80-61
Dec. 21	at Rice	L	61-80
Dec. 23	North Texas	W	87-71
Dec. 27	UL Lafayette&	W	75-56
Dec. 28	UNC Charlotte&	W	76-74
Dec. 29	Loyola (Ill.)&	W	76-72
Jan. 4	Pennsylvania	W	80-57
Jan. 7	Colorado State	W	93-72
Jan. 11	at Oklahoma*	L	54-69
Jan. 15	Kansas State*	W	69-63
Jan. 18	at Nebraska* (ot)	L	77-80
Jan. 22	Kansas*	W	60-59
Jan. 29	at Texas Tech*	L	56-66
Feb. 1	at Missouri*	L	70-73
Feb. 4	Texas*	W	93-80
Feb. 8	Iowa State*	W	84-69
Feb. 11	at Kansas State*	L	54-62
Feb. 15	Texas A&M*	W	98-83
Feb. 19	at Kansas*	L	87-94
Feb. 22	Missouri*	W	89-68
Feb. 25	at Iowa State*	L	55-81
March 1	at Baylor*	W	72-59
March 5	Oklahoma State*	W	68-59
March 8	Nebraska*	W	84-69
March 13	Kansas State#	W	77-76
March 14	Oklahoma#	L	59-74
March 21	Michigan State^	L	64-79

&Pepsi Holiday Classic *Big 12 Conference game
 #Big 12 Tournament game ^NCAA Tournament game

INTRODUCTION OUTLOOK PLAYERS COACHES STAFF OPPONENTS REVIEW RECORDS HISTORY

Game 14

Saturday, Jan. 17
at Frank Erwin Center
Austin, Texas • 12:30 p.m.
(ESPN Regional)

General Information

Founded: 1883
 Location: Austin, Texas
 Enrollment: 49,411
 President: Dr. Larry Faulkner
 Alma Mater (Year): Texas (1969)
 Director of Athletics: DeLoss Dodds
 Alma Mater (Year): Kansas State (1959)
 Nickname: Longhorns
 Colors: Burnt Orange & White
 Conference: Big 12
 Home Arena: Erwin Center
 Capacity: 16,837
 Athletic Dept. Phone: (512) 471-5757
 Ticket Office Phone: (512) 471-3333
 Athletics Website: www.texasports.com

Coaching Staff

Head Coach: Rick Barnes
 Alma Mater (Year): Lenoir-Rhyne (1977)
 Career Record: 318-184 (16 years)
 Record at UT: 116-50 (Five years)
 Barnes vs. Nebraska: 4-1
 Assistant Coaches (Alma mater, Year):
 Frank Haith (Elon, 1988)
 Russell Springmann (Salisbury State, 1990)
 Rodney Terry (St. Edward's, 1990)
 Associate A.D./Basketball Oper.: Dan Ahearn
 Basketball Trainer: Fred Burnett
 Basketball Office Phone: (512) 471-5816

Sports Information

Basketball SID: Scott McConnell
 Office Phone: (512) 471-1345
 Office Fax: (512) 471-6040
 Cell Phone: (512) 748-9313
 E-mail: smcconnell@athletics.utexas.edu
 Press Row Phone: (512) 471-4246
 SID Mailing Address: P.O. Box 7399, Austin, TX
 78713

Media Contacts

Beat Writer: Mark Rosner,
 Austin-American Statesman
 Office Phone: (512) 445-3957
 E-mail: mrosner@statesman.com

Play-by-Play Announcer: Craig Way
 Color Analyst: Eddie Oran
 Network Office Phone: (512) 478-1833

Series Information

Series Record: UT leads 10-4
 First Meeting: Dec. 18, 1964 (UT, 77-73)
 Last Meeting: Feb. 15, 2003 (UT, 75-63)
 At Austin: UT leads 7-0
 Win Streak: UT two games

2003-04 Longhorns Roster

No.	Player	Pos.	Ht.	Wt.	Cl.	Hometown
0	James Thomas	F	6-8	235	Sr.	Schenectady, N.Y.
2	P.J. Tucker	F	6-5	220	Fr.	Raleigh, N.C.
3	Brandon Mouton	G	6-4	205	Sr.	Lafayette, La.
4	Edgar Moreno	G	6-2	195	Jr.	Choco, Colombia
10	Kenny Taylor	G	6-3	185	Jr.	Houston, Texas
12	Kenton Paulino	G	6-1	170	So.	Los Angeles, Calif.
13	Sydmill Harris	F	6-5	200	Jr.	Hoofddorp, The Netherlands
21	Jason Klotz	C	6-9	240	Jr.	Houston, Texas
22	Brad Buckman	F	6-8	235	So.	Austin, Texas
24	Royal Ivey	G	6-3	200	Sr.	Queens, N.Y.
32	Drew Gressett	G	6-0	180	Sr.	Austin, Texas
33	Brian Bodicker	F	6-8	228	Sr.	Duncanville, Texas
44	Chris Wright	F	6-9	230	So.	Redwater, Texas



Rick Barnes
Head Coach



Brandon Mouton
Senior Guard



The Longhorns

2002-03 Record: 26-7 (13-3 Big 12)
 Final 2003 National Ranking: No. 5
 2003 Postseason Play: NCAA Final Four
 Lettermen Returning/Lost: 9/4
 Starters Returning/Lost: 4/1

Top Returnees

Name	Pos.	Yr.	Pts.	Reb.
Brandon Mouton	G	Sr.	14.8	4.2
James Thomas	F	Sr.	11.1	11.0
Brian Bodicker	F	Sr.	8.3	4.3

Key Newcomers

Name	Pos.	Yr.	Ht.	Wt.
Edgar Moreno	G	Jr.	6-2	195
P.J. Tucker	F	Fr.	6-5	220

Key Losses

Name	Pos.	Pts.	Reb.
T.J. Ford	G	15.0	7.7*

*assists per game

2003-04 Schedule

Nov. 17	Brown\$
Nov. 24	Sam Houston State
Nov. 29	Centenary
Dec. 9	vs. Arizona^
Dec. 14	New Orleans
Dec. 20	vs. Duke&
Dec. 29	George Washington
Jan. 2	Texas-Arlington
Jan. 5	at Providence
Jan. 10	Baylor*
Jan. 13	Wake Forest
Jan. 17	Nebraska*
Jan. 20	at Missouri*
Jan. 24	Oklahoma State*
Jan. 26	at Texas Tech*
Jan. 31	at Texas A&M*
Feb. 4	Colorado*
Feb. 8	Oklahoma*
Feb. 10	at Baylor*
Feb. 14	at Iowa State*
Feb. 18	Texas A&M*
Feb. 21	at Oklahoma*
Feb. 23	Kansas*
Feb. 28	Texas Tech*
March 1	at Oklahoma State*
March 6	at Kansas State*
March 11-14	at Big 12 Tournament

\$NABC Classic ^Jimmy V Classic &at Madison Square Garden

*Big 12 Conference game

2002-03 Results (26-7, 13-3 Big 12)

Nov. 15	Georgia^	W	77-71
Nov. 23	Stephen F. Austin	W	81-55
Nov. 27	Texas-Arlington	W	76-45
Nov. 30	Seton Hall	W	78-61
Dec. 7	George Washington\$	W	100-92
Dec. 8	Notre Dame	L	92-98
Dec. 15	at Arizona	L	70-73
Dec. 19	McNeese State	W	97-57
Dec. 22	Princeton	W	57-54
Dec. 30	Louisiana Tech	W	58-50
Jan. 5	Mount St. Mary's	W	80-64
Jan. 11	Iowa State*	W	70-50
Jan. 15	at Baylor*	W	82-71
Jan. 18	Texas A&M*	W	89-61
Jan. 25	Missouri*	W	76-55
Jan. 27	at Kansas*	L	87-90
Feb. 1	Oklahoma State*	W	78-65
Feb. 4	at Colorado*	L	80-93
Feb. 8	at Texas A&M*	W	95-87
Feb. 10	Oklahoma*	W	67-61
Feb. 15	at Nebraska*	W	75-63
Feb. 17	Texas Tech*	W	77-65
Feb. 22	at Oklahoma State*	L	77-82
Feb. 26	Baylor*	W	82-64
March 1	at Texas Tech*	W	76-71
March 4	Kansas State*	W	74-60
March 8	at Oklahoma*	W	76-71
March 14	Texas Tech#	L	81-92
March 21	UNC-Asheville@	W	82-61
March 23	Purdue@	W	82-78
March 28	Connecticut@	W	82-78
March 30	Michigan State@	W	85-76
April 5	Syracuse@	L	84-95

^Coaches vs. Cancer ISpace City Classic \$BB&T Classic

*Big 12 Conference game #Big 12 Tournament game

@NCAA Tournament game

Baylor Bears

Game 15

**Wednesday, Jan. 21
at Devaney Center
Lincoln, Neb. • 7:05 p.m.**

General Information

Founded: 1845
Location: Waco, Texas
Enrollment: 14,159
President: Dr. Robert B. Sloan Jr.
Alma Mater (Year): Baylor (1970)
Director of Athletics: Ian McCaw
Alma Mater (Year): Laurentian (1985)
Nickname: Bears
Colors: Green & Gold
Conference: Big 12
Home Arena: Ferrell Center
Capacity: 10,284
Athletic Dept. Phone: (254) 710-1234
Ticket Office Phone: (254) 710-1000
Athletics Website: www.baylorbears.com

Coaching Staff

Head Coach: Scott Drew
Alma Mater (Year): Butler (1993)
Career Record: 20-11 (One year)
Record at BU: First year
Drew vs. Nebraska: First meeting
Assistant Coaches (Alma mater, Year):
Matthew Driscoll (Slippery Rock, 1992)
Mark Morefield (Valparaiso, 1998)
Jerome Tang
Dir. of Basketball Operations: Stephen Brough
Basketball Trainer: Khalil Coltrain
Basketball Office Phone: (254) 710-3096

Sports Information

Basketball SID: Jeff Brown
Office Phone: (254) 710-2743
Office Fax: (254) 710-1369
Cell Phone: (254) 749-1659
E-mail: jeffrey_brown@baylor.edu
Press Row Phone: (254) 710-3955
SID Mailing Address: 150 Bear Run, Waco, TX 76711

Media Contacts

Beat Writer: John Werner, Waco Tribune-Herald
Office Phone: (254) 757-5710
E-mail: jwerner@wacotrib.com

Play-by-Play Announcer: John Morris
Color Analyst: Pat Nunley
Network Office Phone: (254) 710-1234

Series Information

Series Record: NU leads 8-5
First Meeting: Dec. 17, 1949 (NU, 69-55)
Last Meeting: Feb. 22, 2003 (BU, 78-64)
At Lincoln: NU leads 5-0
Win Streak: BU one game

2003-04 Bears Roster

No.	Player	Pos.	Ht.	Wt.	Cl.	Hometown
2	Ryan Pryor	G	6-2	175	Jr.	Round Rock, Texas
4	Ellis Kidd Jr.	G	6-4	185	Jr.	Dallas, Texas
10	Carl Marshall	G	5-10	160	Fr.	Chicago, Ill.
11	Corey Herring	F	6-4	190	So.	Buffalo, N.Y.
12	Turner Phipps	G	6-1	185	Fr.	Lubbock, Texas
13	Matt Sayman	G	6-4	195	Sr.	The Colony, Texas
15	Harvey Thomas	F	6-8	210	Jr.	Fredricksburg, Va.
21	Will Allen	G	6-2	180	So.	Addison, Texas
24	Terrance Thomas	F	6-6	220	Sr.	Dallas, Texas
32	Tommy Swanson	F	6-9	215	So.	Fort Worth, Texas
34	R.T. Guinn	C	6-10	240	Sr.	Albuquerque, N.M.



Scott Drew
Head Coach



R.T. Guinn
Senior Center



The Bears

2002-03 Record: 14-14 (5-11 Big 12)
Final 2003 National Ranking: None
2003 Postseason Play: None
Lettermen Returning/Lost: 6/8
Starters Returning/Lost: 2/3

Top Returnees

Name	Pos.	Yr.	Pts.	Reb.
R.T. Guinn	C	Sr.	10.6	5.6
Matt Sayman	G	Sr.	4.5	2.8
Terrance Thomas	F	Sr.	5.3	3.6

Key Newcomers

Name	Pos.	Yr.	Ht.	Wt.
Harvey Thomas	F	Jr.	6-8	210

Key Losses

Name	Pos.	Pts.	Reb.
Lawrence Roberts	F	15.2	10.4
John Lucas	G	13.2	4.4*

*assists per game

2003-04 Schedule

Nov. 22	Texas Southern
Nov. 25	Stephen F. Austin
Nov. 29	Texas A&M-Corpus Christi
Dec. 3	SMU
Dec. 6	Midwestern State
Dec. 9	at North Texas
Dec. 13	UT-San Antonio
Dec. 16	UL Monroe
Dec. 19	at BYU-Hawaii [^]
Dec. 20	San Jose State [^]
Dec. 22	Northern Illinois [^]
Jan. 3	Purdue
Jan. 6	UT-Pan American
Jan. 10	at Texas*
Jan. 17	Texas Tech*
Jan. 21	at Nebraska*
Jan. 24	Iowa State*
Jan. 28	Oklahoma*
Jan. 31	at Colorado*
Feb. 3	at Texas Tech*
Feb. 7	Texas A&M*
Feb. 10	Texas*
Feb. 14	at Oklahoma State*
Feb. 18	at Kansas*
Feb. 21	Missouri*
Feb. 25	at Texas A&M*
Feb. 28	Oklahoma State*
March 3	Kansas State*
March 6	at Oklahoma*

[^]Hawai'i Surf/N' Slam *Big 12 Conference game

2002-03 Results (14-14, 5-11 Big 12)

Nov. 23	Alcorn State [^]	W	81-61
Nov. 27	Northwestern State	W	82-54
Nov. 30	Houston@	W	62-60
Dec. 4	Southwest Texas	W	92-71
Dec. 7	TCU	L	64-72
Dec. 11	UL Monroe	W	79-74
Dec. 14	Montana State	W	65-56
Dec. 21	at SMU	L	58-66
Dec. 30	North Texas	W	82-56
Jan. 4	UT-Pan American	W	78-50
Jan. 7	Mount St. Mary's	W	80-47
Jan. 11	at Missouri*	L	69-77
Jan. 15	Texas*	L	71-82
Jan. 18	at Texas Tech*	L	64-80
Jan. 21	Oklahoma State* (ot)	L	64-67
Jan. 25	Oklahoma*	L	54-67
Feb. 1	at Iowa State*	L	70-74
Feb. 4	Texas A&M*	W	77-69
Feb. 8	at Oklahoma*	L	42-91
Feb. 11	Kansas*	L	58-79
Feb. 15	at Oklahoma State*	W	74-72
Feb. 19	at Kansas State*	W	66-57
Feb. 22	Nebraska*	W	78-64
Feb. 26	at Texas*	L	64-82
March 1	Colorado*	L	59-72
March 5	at Texas A&M*	L	60-79
March 8	Texas Tech*	W	74-68
March 13	Texas Tech#	L	65-68

[^]Lonestar Basketball Classic @Space City Hoops Classic

#Big 12 Conference game *Big 12 Tournament game

Game 16
Saturday, Jan. 24
at Hearnese Center
Columbia, Mo. • 5 p.m.

Game 19
Saturday, Feb. 7
at Devaney Center
Lincoln, Neb. • 12:30 p.m.
(ESPN Regional)

General Information

Founded: 1839
 Location: Columbia, Mo.
 Enrollment: 24,847
 President: Dr. Richard Wallace
 Alma Mater (Year): Northwestern (1958)
 Director of Athletics: Mike Alden
 Alma Mater (Year): Northwestern (1980)
 Nickname: Tigers
 Colors: Old Gold & Black
 Conference: Big 12
 Home Arena: Hearnese Center
 Capacity: 13,545
 Athletic Dept. Phone: (573) 882-6501
 Ticket Office Phone: (800) CAT-PAWS
 Athletics Website: www.mutigers.com

Coaching Staff

Head Coach: Quin Snyder
 Alma Mater (Year): Duke (1989)
 Career Record: 84-49 (Four years)
 Record at MU: 84-49 (Four years)
 Snyder vs. Nebraska: 8-1
 Assistant Coaches (Alma mater, Year):
 Tony Harvey (Cameron, 1988)
 Lane Odom (High Point, 1989)
 Marcus Perez (Army, 1989)
 Dir. of Basketball Operations: Lee Rashman
 Basketball Trainer: Pat Beckman
 Basketball Office Phone: (573) 882-3463

Sports Information

Basketball SID: Sam Fleury
 Office Phone: (573) 882-3241
 Office Fax: (573) 882-4720
 Cell Phone: (573) 268-8612
 E-mail: fleurys@missouri.edu
 Press Row Phone: (573) 882-1442
 SID Mailing Address: P.O. Box 677, Hearnese Center, Columbia, MO 65205

Media Contacts

Beat Writer: Mike DeArmond, Kansas City Star
 Office Phone: (816) 678-7186
 E-mail: mdearmond@kcstar.com

Play-by-Play Announcer: Mike Kelly
 Color Analyst: Gary Link
 Network Office Phone: (314) 449-1400

Series Information

Series Record: MU leads 116-83
 First Meeting: Jan. 31, 1907 (NU, 41-30)
 Last Meeting: March 13, 2003 (MU, 70-61)
 At Lincoln: NU leads 50-39
 At Columbia: MU leads 64-25
 Win Streak: MU five games

2003-04 Tigers Roster

No.	Player	Pos.	Ht.	Wt.	Cl.	Hometown
1	Jimmy McKinney	G	6-3	200	So.	St. Louis, Mo.
2	Jason Conley	G	6-5	210	Jr.	Rockville, Md.
3	Thomas Gardner	G	6-5	210	Fr.	Portland, Ore.
5	Travon Bryant	F	6-9	244	Sr.	Long Beach, Calif.
10	Spencer Laurie	G	6-1	170	Fr.	Springfield, Mo.
14	Kevin Young	F/C	6-9	275	So.	Kingston, Jamaica
15	Josh Kroenke	G	6-4	197	Sr.	Columbia, Mo.
21	Randy Pulley	G	6-2	213	Jr.	Raleigh, N.C.
23	Rickey Paulding	G	6-5	218	Sr.	Detroit, Mich.
24	Brian Dailey	G	6-3	215	Jr.	Samammish, Wash.
41	Linas Kleiza	F/C	6-8	245	Fr.	Kaunas, Lithuania
32	Jeffrey Ferguson	F/C	6-10	240	So.	Toronto, Ontario
50	Arthur Johnson	C	6-9	268	Sr.	Detroit, Mich.



Quin Snyder
 Head Coach



Arthur Johnson
 Senior Center



The Tigers

2002-03 Record: 22-11 (9-7 Big 12)
 Final 2003 National Ranking: No. 22
 2003 Postseason Play: NCAA second round
 Lettermen Returning/Lost: 7/5
 Starters Returning/Lost: 4/1

Top Returnees

Name	Pos.	Yr.	Pts.	Reb.
Rickey Paulding	G	Sr.	17.4	5.6
Arthur Johnson	C	Sr.	16.1	9.6
Travon Bryant	F	Sr.	8.9	5.8

Key Newcomers

Name	Pos.	Yr.	Ht.	Wt.
Jason Conley	G	Jr.	6-5	210
Randy Pulley	G	Jr.	6-2	213
Linas Kleiza	F/C	Fr.	6-8	245

Key Losses

Name	Pos.	Pts.	Reb.
Ricky Clemons	G	14.2	3.7*

*assists per game

2003-04 Schedule

Nov. 29	at Oakland
Dec. 2	Coppin State
Dec. 6	at Indiana
Dec. 13	Gonzaga [^]
Dec. 23	vs. Illinois
Dec. 27	at Memphis
Dec. 30	Belmont
Jan. 3	Iowa
Jan. 7	at Iowa State*
Jan. 10	Texas A&M*
Jan. 12	Syracuse
Jan. 17	at Oklahoma*
Jan. 20	Texas*
Jan. 24	Nebraska*
Jan. 28	at Colorado*
Jan. 31	Kansas State*
Feb. 2	at Kansas*
Feb. 7	at Nebraska*
Feb. 10	Colorado*
Feb. 15	UNLV
Feb. 18	Iowa State*
Feb. 21	at Baylor*
Feb. 24	Oklahoma State*
Feb. 28	at Kansas State*
March 2	at Texas Tech*
March 7	Kansas*
March 11-14	at Big 12 Tournament

[^]Battle in Seattle *Big 12 Conference game

2002-03 Results (22-11, 9-7 Big 12)

Nov. 22	American	W	72-57
Nov. 30	Austin Peay	W	81-46
Dec. 2	Sacramento State	W	98-60
Dec. 7	Southern California!	W	78-72
Dec. 9	UW-Green Bay	W	88-67
Dec. 14	Memphis	W	93-78
Dec. 21	vs. Illinois	L	70-85
Dec. 30	Valparaiso	W	65-47
Jan. 4	at Iowa	W	88-82
Jan. 7	Centenary	W	88-58
Jan. 11	Baylor*	W	77-69
Jan. 13	at Syracuse	L	69-76
Jan. 18	at Oklahoma State*	L	56-76
Jan. 21	Iowa State*	W	64-59
Jan. 25	at Texas*	L	55-76
Jan. 29	at Nebraska*	W	63-56
Feb. 1	Colorado*	W	73-70
Feb. 3	at Kansas*	L	70-76
Feb. 9	Texas Tech*	W	82-73
Feb. 12	at Texas A&M*	L	71-73
Feb. 15	Kansas State*	W	71-63
Feb. 18	Nebraska*	W	67-50
Feb. 22	at Colorado*	L	68-89
Feb. 26	Oklahoma*	W	67-52
March 1	at Kansas State*	W	77-70
March 5	at Iowa State*	L	55-71
March 9	Kansas*	L	74-79
March 13	Nebraska#	W	70-61
March 14	Oklahoma State#	W	60-58
March 15	Kansas#	W	68-63
March 16	Oklahoma#	L	47-49
March 20	Southern Illinois@	W	72-71
March 22	Marquette@ (ot)	L	92-101

!John R. Wooden Classic *Big 12 Conference game

#Big 12 Tournament game @NCAA Tournament game

INTRODUCTION

OUTLOOK

PLAYERS

COACHES

STAFF

OPPONENTS

REVIEW

RECORDS

HISTORY

B1

Oklahoma Sooners

INTRODUCTION

Game 17
Sunday, Feb. 1
at Devaney Center
Lincoln, Neb. • Noon
(ESPN Regional)

OUTLOOK

General Information

Founded: 1890
 Location: Norman, Okla.
 Enrollment: 28,954
 President: David L. Boren
 Alma Mater (Year): Yale (1963)
 Director of Athletics: Joe Castiglione
 Alma Mater (Year): Maryland (1979)
 Nickname: Sooners
 Colors: Crimson & Cream
 Conference: Big 12
 Home Arena: Lloyd Noble Center
 Capacity: 12,000
 Athletic Dept. Phone: (405) 325-8200
 Ticket Office Phone: (405) 325-2424
 Athletics Website: www.soonersports.com

PLAYERS

Coaching Staff

Head Coach: Kelvin Sampson
 Alma Mater (Year): Pembroke State (1978)
 Career Record: 390-229 (20 years)
 Record at OU: 214-81 (Nine years)
 Sampson vs. Nebraska: 8-3
 Assistant Coaches (Alma mater, Year):
 Jim Shaw (Western Oregon, 1985)
 Jimmy Tubbs (Bishop College, 1972)
 Bennie Seltzer (Washington State, 1997)
 Basketball Trainer: Alex Brown
 Basketball Office Phone: (405) 325-4732

COACHES

Sports Information

Basketball SID: Mike Houck
 Office Phone: (405) 325-8231
 Office Fax: (405) 325-7623
 Cell Phone: (405) 249-5892
 E-mail: mhouck@ou.edu
 Press Row Phone: (405) 325-1024
 SID Mailing Address: Room 2525, Oklahoma
 Memorial Stadium, 180 West Brooks,
 Norman, OK 73019

STAFF

Media Contacts

Beat Writer: Mike Strain, Daily Oklahoman
 Office Phone: (405) 475-3314
 E-mail: mstrain@oklahoman.com

OPPONENTS

Play-by-Play Announcer: Bob Barry Sr.
 Color Analyst: Mike Houck
 Network Office Phone: (405) 271-6330

REVIEW

Series Information

Series Record: OU leads 99-78
 First Meeting: Jan. 31, 1921 (NU, 34-20)
 Last Meeting: March 4, 2003 (OU, 76-51)
 At Lincoln: NU leads 44-37
 Win Streak: OU four games

RECORDS

HISTORY

2003-04 Sooners Roster

No.	Player	Pos.	Ht.	Wt.	Cl.	Hometown
1	Lawrence McKenzie	G	6-2	170	Fr.	Minneapolis, Minn.
2	Jaison Williams	G	6-3	185	Jr.	Aurora, Colo.
3	Andrew Lavender	G	5-7	155	Fr.	Columbus, Ohio
4	Jimmy Tobias	G	6-4	190	Fr.	Ft. Lauderdale, Fla.
5	Jason Detrick	G	6-6	215	Sr.	Newport News, Va.
11	Kellen Sampson	G	6-1	180	Fr.	Norman, Okla.
15	De'Angelo Alexander	G	6-5	215	So.	Midwest City, Okla.
21	Jabahri Brown	C	6-10	210	Sr.	St. Thomas, Virgin Islands
22	Brandon Foust	F	6-6	210	Fr.	Columbus, Ohio
32	Johnnie Gilbert	F	6-8	230	Jr.	Minneapolis, Minn.
34	Kevin Bookout	F	6-8	265	So.	Stroud, Okla.
44	Larry Turner	C	6-11	235	Fr.	Milledgeville, Ga.



Kelvin Sampson
 Head Coach



Jason Detrick
 Senior Guard



The Sooners

2002-03 Record: 27-7 (12-4 Big 12)
 Final 2003 National Ranking: No. 7
 2003 Postseason Play: NCAA Elite Eight
 Lettermen Returning/Lost: 5/8
 Starters Returning/Lost: 3/2

Top Returnees

Name	Pos.	Yr.	Pts.	Reb.
Kevin Bookout	F	So.	9.4	5.9
De'Angelo Alexander	G	So.	7.1	3.6

Key Newcomers

Name	Pos.	Yr.	Ht.	Wt.
Andrew Lavender	G	Fr.	5-7	155
Jaison Williams	G	Jr.	6-3	185

Key Losses

Name	Pos.	Pts.	Reb.
Hollis Price	G	18.0	2.7
Ebi Ere	G	12.9	4.8
Quannas White	G	8.6	4.1*

*assists per game

2003-04 Schedule

Nov. 21	vs. Eastern Washington^
Nov. 22	vs. Oral Roberts/South Carolina State^
Nov. 25	Tulsa
Dec. 2	Arkansas-Pine Bluff
Dec. 6	at Michigan State
Dec. 11	Purdue
Dec. 13	Prairie View A&M
Dec. 20	Jackson State
Dec. 29	UT-Pan American
Jan. 3	Princeton&
Jan. 11	at Connecticut
Jan. 14	at Oklahoma State*
Jan. 17	Missouri*
Jan. 19	at Texas Tech*
Jan. 24	Kansas State*
Jan. 28	at Baylor*
Feb. 1	at Nebraska*
Feb. 4	Iowa State*
Feb. 8	at Texas*
Feb. 11	Texas Tech*
Feb. 14	at Texas A&M*
Feb. 16	Oklahoma State*
Feb. 21	Texas*
Feb. 25	at Colorado*
Feb. 29	at Kansas*
March 3	Texas A&M*
March 6	Baylor

March 11-14 at Big 12 Tournament

^Sooner Invitational & All-College Classic

*Big 12 Conference game

2002-03 Results (27-7, 12-4 Big 12)

Nov. 14	vs. Alabama+	L	62-68
Nov. 22	UC Irvine^	W	82-65
Nov. 23	vs. Princeton^	W	82-63
Nov. 30	Prairie View A&M	W	75-63
Dec. 7	Hartford	W	92-52
Dec. 14	Coppin State	W	69-47
Dec. 21	Georgia State	W	89-62
Dec. 28	Mississippi State\$	L	45-54
Dec. 30	UNC-Asheville	W	100-64
Jan. 4	Michigan State&	W	60-58
Jan. 7	Connecticut	W	73-63
Jan. 11	Colorado*	W	69-54
Jan. 13	at Oklahoma State*	L	46-48
Jan. 18	at Iowa State*	W	70-60
Jan. 20	Texas Tech* (ot)	W	69-64
Jan. 25	at Baylor*	W	67-54
Jan. 28	Texas A&M*	W	75-68
Feb. 1	Kansas State* (ot)	W	91-89
Feb. 8	Baylor*	W	91-42
Feb. 10	at Texas*	L	61-67
Feb. 15	at Texas Tech*	W	63-58
Feb. 19	Oklahoma State*	W	64-48
Feb. 23	Kansas*	W	77-70
Feb. 26	at Missouri*	L	52-67
March 1	at Texas A&M*	W	69-64
March 4	Nebraska*	W	76-51
March 8	Texas*	L	71-76
March 14	Colorado#	W	74-59
March 15	Texas Tech# (ot)	W	67-60
March 16	Missouri	W	49-47
March 20	South Carolina State @W	W	71-54
March 22	California@	W	74-65
March 28	Butler@	W	65-54
March 30	Syracuse@	L	47-63

!Coaches vs. Cancer ^Sooner Invitational \$Sugar Bowl Classic & All-College Classic *Big 12 Conference game

#Big 12 Tournament game @NCAA Tournament game

Kansas State Wildcats

Game 18

Wednesday, Feb. 4
at Bramlage Coliseum
Manhattan, Kan. • 7 p.m.

Game 22

Wednesday, Feb. 18
at Devaney Center
Lincoln, Neb. • 7:05 p.m.

General Information

Founded: 1863
 Location: Manhattan, Kan.
 Enrollment: 23,050
 President: Dr. Jon Wefald
 Alma Mater (Year): Pacific Lutheran (1959)
 Director of Athletics: Tim Weiser
 Alma Mater (Year): Emporia State (1981)
 Nickname: Wildcats
 Colors: Purple & White
 Conference: Big 12
 Home Arena: Bramlage Coliseum
 Capacity: 13,500
 Athletic Dept. Phone: (785) 532-6910
 Ticket Office Phone: (800) 221-CATS
 Athletics Website: www.k-statesports.com

Coaching Staff

Head Coach: Jim Wooldridge
 Alma Mater (Year): Louisiana Tech (1977)
 Career Record: 266-198 (16 years)
 Record at KSU: 37-51 (Three years)
 Wooldridge vs. Nebraska: 3-4
 Assistant Coaches (Alma mater, Year):
 Mike Miller (East Texas State, 1987)
 Charles Baker (Eastern Kentucky, 1990)
 Jimmy Eglas (Illinois State, 1993)
 Dir. of Basketball Operations: Chad Altadonna
 Basketball Trainer: Daren Badura
 Basketball Office Phone: (785) 532-6531

Sports Information

Basketball SID: Tom Gilbert
 Office Phone: (785) 532-6735
 Office Fax: (785) 532-6093
 Cell Phone: (785) 587-7868
 E-mail: tgilbert@ksu.edu
 Press Row Phone: (785) 539-3425
 SID Mailing Address: Bramlage Coliseum, Suite
 37, 1800 College Ave., Manhattan, KS 66502

Media Contacts

Beat Writer: Mark Janssen, Manhattan Mercury
 Office Phone: (785) 776-2300 ext. 244
 E-mail: mjanssen@themercury.com

Play-by-Play Announcer: Wyatt Thompson
 Color Analyst: Ben Boyle
 Network Office Phone: (316) 721-8484

Series Information

Series Record: KSU leads 116-88
 First Meeting: Feb. 19, 1906 (NU, 50-14)
 Last Meeting: Feb. 25, 2003 (NU, 68-61)
 At Lincoln: NU leads 56-31
 At Manhattan: KSU leads 67-29
 Win Streak: NU one game

2003-04 Wildcats Roster

No.	Player	Pos.	Ht.	Wt.	Cl.	Hometown
1	Schlyer Thomas	G	6-0	175	So.	Omaha, Neb.
3	Lance Harris	G	6-4	195	Fr.	Columbia, Mo.
5	Blake Bauer	G	6-2	180	Jr.	Clay Center, Kan.
10	Dez Willingham	G	6-0	180	Fr.	DeSoto, Texas
11	Tim Ellis	G	6-3	180	Sr.	Seattle, Wash.
12	Josh Eilert	F	6-7	205	Sr.	Osborne, Kan.
15	Jeremiah Massey	F	6-8	230	Jr.	Detroit, Mich.
20	Cartier Martin	F	6-8	215	Fr.	Houston, Texas
21	Dramane Diarra	F	6-8	225	Jr.	Paris, France
22	Frank Richards	G	6-2	180	Sr.	Rockford, Ill.
23	Marques Hayden	F	6-7	240	So.	Putnam City, Okla.
24	Mark Frederick	G	6-5	195	Jr.	Lawrence, Kan.
30	Jarrett Hart	G	6-4	205	Sr.	Little Rock, Ark.
40	Travis Canby	F	6-9	240	Jr.	Atlanta, Ga.
54	Justin Williams	F	6-10	250	Jr.	Hamburg, Ark.
55	Tyler Hughes	F	6-11	220	Fr.	Olathe, Kan.



Jim Wooldridge
 Head Coach



Frank Richards
 Senior Guard



The Wildcats

2002-03 Record: 13-17 (4-12 Big 12)
 Final 2003 National Ranking: None
 2003 Postseason Play: None
 Lettermen Returning/Lost: 6/4
 Starters Returning/Lost: 2/3

Top Returnees

Name	Pos.	Yr.	Pts.	Reb.
Frank Richards	G	Sr.	9.9	2.6
Tim Ellis	G	Sr.	9.4	2.8
Marques Hayden	F	So.	7.0	4.5

Key Newcomers

Name	Pos.	Yr.	Ht.	Wt.
Dez Willingham	G	Fr.	6-0	180
Cartier Martin	F	Fr.	6-8	215

Key Losses

Name	Pos.	Pts.	Reb.
Gilson DeJesus	G	11.2	5.7
Matt Siebrandt	F	11.0	4.8

2003-04 Schedule

Nov. 21	Birmingham Southern
Nov. 25	Lipscomb
Nov. 29	Gardner-Webb
Dec. 3	Wyoming
Dec. 6	at Oregon State
Dec. 10	Wichita State
Dec. 20	Texas A&M-Corpus Christi
Dec. 22	Bethune-Cookman
Dec. 30	at UMKC
Jan. 3	at Saint Louis
Jan. 10	Savannah State
Jan. 14	at Kansas*
Jan. 17	Oklahoma State*
Jan. 21	Texas A&M*
Jan. 24	at Oklahoma*
Jan. 28	Kansas*
Jan. 31	at Missouri*
Feb. 4	Nebraska*
Feb. 7	at Colorado*
Feb. 11	Iowa State*
Feb. 14	at Texas Tech*
Feb. 18	at Nebraska*
Feb. 21	Colorado*
Feb. 25	at Iowa State*
Feb. 28	Missouri*
March 3	at Baylor*
March 6	Texas*
March 11-14	at Big 12 Tournament

*Big 12 Conference game

2002-03 Results (13-17, 4-12 Big 12)

Nov. 23	vs. Brigham Young^	L	64-73
Nov. 24	vs. Toledo^	L	50-58
Nov. 25	vs. Michigan^	W	82-71
Nov. 30	Northwestern	L	55-59
Dec. 4	Arkansas-Pine Bluff	W	76-39
Dec. 7	at UW-Green Bay	L	64-68
Dec. 11	UT-Pan American	W	102-68
Dec. 14	at Wichita State	W	79-66
Dec. 20	Lipscomb	W	88-64
Dec. 22	Oregon State	W	90-72
Dec. 29	Monmouth	W	73-64
Jan. 2	Saint Louis	W	65-48
Jan. 6	Central Florida	W	71-59
Jan. 11	Texas Tech*	W	68-44
Jan. 15	at Colorado*	L	63-69
Jan. 18	at Kansas*	L	64-81
Jan. 22	Nebraska*	W	77-53
Jan. 25	at Texas A&M*	L	66-79
Feb. 1	Oklahoma* (ot)	L	89-91
Feb. 5	at Oklahoma State*	L	55-63
Feb. 8	Kansas*	L	64-82
Feb. 11	Colorado*	W	62-54
Feb. 15	at Missouri*	L	63-71
Feb. 19	Baylor*	L	57-66
Feb. 22	at Iowa State*	L	61-64
Feb. 25	at Nebraska*	L	61-68
March 1	Missouri*	L	70-77
March 4	at Texas*	L	60-74
March 8	Iowa State*	W	74-63
March 13	Colorado#	L	76-77

^Paradise Jam Tournament *Big 12 Conference game

#Big 12 Tournament game

INTRODUCTION

OUTLOOK

PLAYERS

COACHES

STAFF

OPPONENTS

REVIEW

RECORDS

HISTORY

83

Texas A&M Aggies

Game 20

Wednesday, Feb. 11

at Reed Arena

College Station, Texas • 7 p.m.

General Information

Founded: 1871

Location: College Station, Texas

Enrollment: 44,876

President: Dr. Robert Gates

Alma Mater (Year): William & Mary (1965)

Director of Athletics: Bill Byrne

Alma Mater (Year): Idaho State (1967)

Nickname: Aggies

Colors: Maroon & White

Conference: Big 12

Home Arena: Reed Arena

Capacity: 12,500

Athletic Dept. Phone: (979) 845-5129

Ticket Office Phone: (979) 845-2311

Athletics Website: www.aggieathletics.com

Coaching Staff

Head Coach: Melvin Watkins

Alma Mater (Year): Charlotte (1977)

Career Record: 81-97 (Six years)

Record at A&M: 39-77 (Four years)

Watkins vs. Nebraska: 2-3

Assistant Coaches (Alma mater, Year):

Lew Hill (Wichita State, 1988)

Bobby Kummer (Charlotte, 1996)

Lance Irvin (Idaho, 1992)

Administrative Assistant: T.J. Marcum

Basketball Trainer: Mike Ricke

Basketball Office Phone: (979) 845-4531

Sports Information

Basketball SID: Colin Killian

Office Phone: (979) 845-5725

Office Fax: (979) 845-0564

Cell Phone: (979) 229-4706

E-mail: ckillian@athletics.tamu.edu

Press Row Phone: (979) 862-6944

SID Mailing Address: P.O. Box 30017, College Station, TX 77842

Media Contacts

Beat Writer: Tim Schnettler, Bryan/College Station Eagle

Office Phone: (979) 776-4444

E-mail: tschnettler@theeagle.com

Play-by-Play Announcer: Dave South

Color Analysts: Al Pulliam, Colin Killian

Network Office Phone: (979) 845-3248

Series Information

Series Record: NU leads 8-3

First Meeting: Dec. 13, 1970 (NU, 78-69)

Last Meeting: Jan. 15, 2003 (A&M, 53-52)

At College Station: Series tied, 2-2

Win Streak: A&M one game

2003-04 Aggies Roster

No.	Player	Pos.	Ht.	Wt.	Cl.	Hometown
1	Acie Law IV	G	6-3	180	Fr.	Dallas, Texas
3	Jesse King III	F/G	6-7	225	Sr.	Detroit, Mich.
5	Nick Anderson	F	6-6	230	Sr.	Baton Rouge, La.
10	Leandro Garcia-Morales	G	6-1	180	Sr.	Montevideo, Uruguay
11	Luis Clemente	F	6-8	225	So.	San Juan, Puerto Rico
12	Dylan Leal	G	6-4	195	Sr.	Houston, Texas
21	Antoine Wright	F/G	6-7	195	So.	San Bernardino, Calif.
22	Kevin Turner	G	6-2	175	Sr.	Diamond Bar, Calif.
23	LaKeith Banks	F	6-5	195	Fr.	Capitol Heights, Md.
30	Bobby Leach	G	6-0	180	Jr.	Philadelphia, Pa.
32	Marcus Watkins	G	6-4	175	So.	College Station, Texas
33	Justin Loewe	G	6-4	200	Fr.	Caldwell, Texas
42	Marlon Pompey	F	6-8	228	Fr.	Toronto, Canada
50	Andy Slocum	C	7-0	265	Sr.	West Monroe, La.



Melvin Watkins
Head Coach



Antoine Wright
Sophomore Forward



The Aggies

2002-03 Record: 14-14 (6-10 Big 12)

Final 2003 National Ranking: None

2003 Postseason Play: None

Lettermen Returning/Lost: 8/5

Starters Returning/Lost: 1/4

Top Returnees

Name	Pos.	Yr.	Pts.	Reb.
Antoine Wright	F/G	So.	14.5	6.6
Kevin Turner	G	Sr.	7.9	1.7
Nick Anderson	F	Sr.	4.9	3.4

Key Newcomers

Name	Pos.	Yr.	Ht.	Wt.
Acie Law IV	G	Fr.	6-3	180
Marlon Pompey	F	Fr.	6-8	228

Key Losses

Name	Pos.	Pts.	Reb.
Bernard King	G	17.0	4.0
Keith Bean	F	5.9	4.9

2003-04 Schedule

Nov. 24	Arkansas-Pine Bluff
Nov. 26	Alabama A&M
Nov. 29	Prairie View A&M
Dec. 2	at Tennessee
Dec. 6	at Oakland (Mich.)
Dec. 13	Texas A&M-Corpus Christi
Dec. 18	UT-San Antonio
Dec. 21	Grambling
Dec. 29	at Houston
Jan. 3	at UL Monroe
Jan. 6	Long Island
Jan. 10	at Missouri*
Jan. 17	at Kansas*
Jan. 21	at Kansas State*
Jan. 24	Texas Tech*
Jan. 28	at Iowa State*
Jan. 31	Texas*
Feb. 3	Oklahoma State*
Feb. 7	at Baylor*
Feb. 11	Nebraska*
Feb. 14	Oklahoma*
Feb. 18	at Texas*
Feb. 21	at Texas Tech*
Feb. 25	Baylor*
Feb. 28	Colorado*
March 3	at Oklahoma*
March 6	at Oklahoma State*
March 11-14	at Big 12 Tournament

*Big 12 Conference game

2002-03 Results (14-14, 6-10 Big 12)

Nov. 24	Texas Southern	W	70-55
Nov. 26	at Miami	L	72-78
Nov. 30	vs. LSU	W	79-77
Dec. 2	Oakland	W	71-65
Dec. 4	Tennessee	W	83-66
Dec. 7	at Prairie View A&M (Zot)	W	83-78
Dec. 15	UT-San Antonio	L	75-80
Dec. 22	UL Monroe	W	107-66
Dec. 27	vs. Princeton\$	L	62-76
Dec. 28	vs. Mississippi Valley St.\$	W	65-56
Jan. 2	Centenary	W	90-66
Jan. 11	Oklahoma State*	L	76-93
Jan. 15	at Nebraska*	W	53-52
Jan. 18	at Texas*	L	61-89
Jan. 25	Kansas State*	W	79-66
Jan. 28	at Oklahoma*	L	68-75
Feb. 1	Texas Tech*	W	64-59
Feb. 5	at Baylor*	L	69-77
Feb. 8	Texas*	L	87-95
Feb. 12	Missouri*	W	73-71
Feb. 15	at Colorado*	L	83-98
Feb. 19	Iowa State*	W	66-54
Feb. 22	at Texas Tech*	L	69-70
Feb. 26	at Kansas*	L	45-85
March 1	Oklahoma*	L	64-69
March 5	Baylor*	W	79-60
March 8	at Oklahoma State*	L	52-77
March 13	Iowa State#	L	70-97

\$Cable Car Classic *Big 12 Conference game

#Big 12 Tournament game

INTRODUCTION

OUTLOOK

PLAYERS

COACHES

STAFF

OPPONENTS

REVIEW

RECORDS

HISTORY

Game 21

Sunday, Feb. 15
at Devaney Center
Lincoln, Neb. • 12:30 p.m.
(ABC)

Game 26

Wednesday, March 3
at Allen Fieldhouse
Lawrence, Kan. • 6:30 p.m.

General Information

Founded: 1866
 Location: Lawrence, Kan.
 Enrollment: 26,894
 President: Dr. Robert Hemenway
 Alma Mater (Year): Nebraska-Omaha (1959)
 Director of Athletics: Lew Perkins
 Alma Mater (Year): Iowa (1967)
 Nickname: Jayhawks
 Colors: Crimson & Blue
 Conference: Big 12
 Home Arena: Allen Fieldhouse
 Capacity: 16,300
 Athletic Dept. Phone: (785) 864-3143
 Ticket Office Phone: (800) 34-HAWKS
 Athletics Website: www.kuathletics.com

Coaching Staff

Head Coach: Bill Self
 Alma Mater (Year): Oklahoma State (1985)
 Career Record: 207-105 (10 years)
 Record at KU: First year
 Self vs. Nebraska: 2-0
 Assistant Coaches (Alma mater, Year):
 Norm Roberts (Queens College, 1987)
 Tim Jankovich (Kansas State, 1982)
 Joe Dooley (George Washington, 1988)
 Dir. of Basketball Operations: Ben Miller
 Basketball Trainer: Billy Cowgill
 Basketball Office Phone: (785) 864-3056

Sports Information

Basketball SID: Mitch Germann
 Office Phone: (785) 864-3417
 Office Fax: (785) 864-7944
 Cell Phone: (785) 331-9900
 E-mail: germann@ku.edu
 Press Row Phone: (785) 864-3417
 SID Mailing Address: Allen Fieldhouse, 1651
 Naismith Dr., Lawrence, KS 66045-7538

Media Contacts

Beat Writer: Gary Bedore,
 Lawrence Journal-World
 Office Phone: (785) 843-1000
 E-mail: gbedore@ljworld.com

Play-by-Play Announcer: Bob Davis
 Color Analyst: Max Falkenstien
 Network Office Phone: (785) 312-7555

Series Information

Series Record: KU leads 153-70
 First Meeting: March 2, 1900 (NU, 48-8)
 Last Meeting: Feb. 1, 2003 (KU, 81-51)
 At Lincoln: KU leads 56-43
 At Lawrence: KU leads 80-23
 Win Streak: KU nine games

2003-04 Jayhawks Roster

No.	Player	Pos.	Ht.	Wt.	Cl.	Hometown
1	Jeff Hawkins	G	5-11	175	So.	Kansas City, Kan.
2	Omar Wilkes	G	6-3	183	Fr.	Los Angeles, Calif.
3	Brett Olson	F	6-7	213	Sr.	Chanute, Kan.
5	Keith Langford	G	6-4	205	Jr.	Fort Worth, Texas
10	Jeremy Case	G	6-0	160	Fr.	McAlester, Okla.
11	Aaron Miles	G	6-1	175	Jr.	Portland, Ore.
15	J.R. Giddens	G	6-5	185	Fr.	Oklahoma City, Okla.
20	Stephen Vinson	G	6-2	185	So.	Lawrence, Kan.
21	Nick Bahe	G	6-3	185	Fr.	Lincoln, Neb.
23	Wayne Simien	F	6-9	255	Jr.	Leavenworth, Kan.
25	Michael Lee	G	6-3	215	Jr.	Portland, Ore.
33	Bryant Nash	F	6-6	205	Sr.	Carrollton, Texas
34	Christian Moody	F	6-7	205	So.	Asheville, N.C.
42	Jeff Graves	F	6-9	275	Sr.	Lee's Summit, Mo.
44	David Padgett	C	6-11	235	Fr.	Reno, Nev.
55	Moulaye Niang	F	6-10	215	So.	El Cajon, Calif.



Bill Self
 Head Coach



Keith Langford
 Junior Guard



The Jayhawks

2002-03 Record: 30-8 (14-2 Big 12)
 Final 2003 National Ranking: No. 2
 2003 Postseason Play: NCAA runner-up
 Lettermen Returning/Lost: 11/2
 Starters Returning/Lost: 3/2

Top Returnees

Name	Pos.	Yr.	Pts.	Reb.
Keith Langford	G	Jr.	15.9	4.9
Aaron Miles	G	Jr.	8.9	3.3
Wayne Simien	F	Jr.	14.8	8.2

Key Newcomers

Name	Pos.	Yr.	Ht.	Wt.
David Padgett	C	Fr.	6-11	235
J.R. Giddens	G	Fr.	6-5	185
Omar Wilkes	G	Fr.	6-3	183

Key Losses

Name	Pos.	Pts.	Reb.
Nick Collison	F	18.5	10.0
Kirk Hinrich	G	17.3	3.8

2003-04 Schedule

Nov. 21	UT Chattanooga
Nov. 25	Michigan State
Dec. 1	at TCU
Dec. 6	Stanford [^]
Dec. 10	Fort Hays State
Dec. 13	Oregon ^{&}
Dec. 20	UC Santa Barbara [§]
Dec. 21	at Nevada [§]
Dec. 29	Binghamton
Jan. 2	Villanova
Jan. 5	at Colorado [*]
Jan. 14	Kansas State [*]
Jan. 17	at Texas A&M [*]
Jan. 22	Richmond [*]
Jan. 25	Colorado [*]
Jan. 28	at Kansas State [*]
Jan. 31	at Iowa State [*]
Feb. 2	Missouri [*]
Feb. 7	Texas Tech [*]
Feb. 9	at Oklahoma State [*]
Feb. 15	at Nebraska [*]
Feb. 18	Baylor [*]
Feb. 21	at Iowa State [*]
Feb. 23	at Texas [*]
Feb. 29	Oklahoma [*]
March 3	Nebraska [*]
March 7	at Missouri [*]

March 11-14 at Big 12 Tournament

[^]John R. Wooden Classic [&]First Shootout
[§]Wolfpack Holiday Classic ^{*}Big 12 Conference game

2002-03 Results (30-8, 14-2 Big 12)

Nov. 19	vs. Holy Cross ⁺	W	81-57
Nov. 22	vs. UNC Greensboro ⁺	W	105-66
Nov. 27	vs. North Carolina ⁺	L	56-67
Nov. 29	vs. Florida ⁺	L	73-83
Dec. 4	Central Missouri State	W	97-70
Dec. 7	vs. Oregon	L	78-84
Dec. 11	at Tulsa	W	89-80
Dec. 14	Emporia State	W	113-61
Dec. 21	UCLA	W	87-70
Dec. 28	California ^{&}	W	80-67
Jan. 2	UNC-Asheville	W	102-50
Jan. 4	vs. UMKC [§]	W	100-46
Jan. 6	at Iowa State [*]	W	83-54
Jan. 11	Nebraska [*]	W	92-59
Jan. 15	Wyoming	W	98-70
Jan. 18	Kansas State [*]	W	81-64
Jan. 22	at Colorado [*]	L	59-60
Jan. 25	Arizona	L	55-76
Jan. 27	Texas [*]	W	90-87
Feb. 1	at Nebraska [*]	W	81-51
Feb. 3	Missouri [*]	W	76-70
Feb. 8	at Kansas State [*]	W	82-64
Feb. 11	at Baylor [*]	W	79-58
Feb. 16	Iowa State [*]	W	70-51
Feb. 19	Colorado [*]	W	94-87
Feb. 23	at Oklahoma [*]	L	70-77
Feb. 26	Texas A&M [*]	W	85-45
March 1	Oklahoma State [*]	W	79-61
March 3	at Texas Tech [*]	W	65-56
March 9	at Missouri [*]	W	79-74
March 14	Iowa State [#]	W	89-74
March 15	Missouri [#]	L	63-68
March 20	Utah State [^]	W	64-61
March 22	Arizona State [^]	W	108-76
March 27	Duke [^]	W	69-65
March 29	Arizona [^]	W	78-75
April 5	Marquette [^]	W	94-61
April 7	Syracuse [^]	L	78-81

⁺Pre-season NIT [§]Fete Newall Challenge [§]First Shootout
[#]Big 12 Conference game [#]Big 12 Tournament game
[^]NCAA Tournament game

Oklahoma State Cowboys

Game 23

Saturday, Feb. 21
at Gallagher-Iba Arena
Stillwater, Okla. • 7 p.m.

General Information

Founded: 1890
 Location: Stillwater, Okla.
 Enrollment: 31,000
 President: Dr. David Schmidly
 Alma Mater (Year): Texas Tech (1966)
 Director of Athletics: Harry Birdwell
 Alma Mater (Year): Oklahoma State (1972)
 Nickname: Cowboys
 Colors: Orange & Black
 Conference: Big 12
 Home Arena: Gallagher-Iba Arena
 Capacity: 13,611
 Athletic Dept. Phone: (405) 744-7050
 Ticket Office Phone: (877) 255-4678
 Athletics Website: www.okstate.com

Coaching Staff

Head Coach: Eddie Sutton
 Alma Mater (Year): Oklahoma State, 1958
 Career Record: 724-288 (33 years)
 Record at OSU: 294-124 (13 years)
 Sutton vs. Nebraska: 17-8
 Assistant Coaches (Alma mater, Year):
 Sean Sutton (Oklahoma State, 1992)
 Glynn Cyprien (UT-San Antonio, 1990)
 James Dickey (Central Arkansas, 1976)
 Dir. of Basketball Operations: Kyle Keller
 Basketball Trainer: Murphy Grant
 Basketball Office Phone: (405) 744-5845

Sports Information

Basketball SID: Mike Noteware
 Office Phone: (405) 744-7714
 Office Fax: (405) 744-7754
 Cell Phone: (405) 612-4843
 E-mail: michaen@okstate.edu
 Press Row Phone: (405) 744-5757
 SID Mailing Address: 220 Athletics Center, OSU,
 Stillwater, OK 74078

Media Contacts

Beat Writer: John Hoover, Tulsa World
 Office Phone: (918) 583-8355
 E-mail: john.hoover@tulsaworld.com

Play-by-Play Announcer: Dave Hunziker
 Color Analyst: Tom Dirato
 Network Office Phone: (573) 893-7200

Series Information

Series Record: NU leads 59-48
 First Meeting: 1927 (OSU, 27-24)
 Last Meeting: Feb. 12, 2003 (OSU, 77-70)
 At Stillwater: OSU leads 29-14
 Win Streak: OSU two games

2003-04 Cowboys Roster

No.	Player	Pos.	Ht.	Wt.	Cl.	Hometown
0	Tremaine Fuqua	F	6-9	240	Jr.	Oakland, Calif.
2	Onye Obekwe	F	6-7	225	So.	Los Angeles, Calif.
4	Frans Steyn	C	7-2	306	Jr.	Pretoria, South Africa
5	Marcus Dove	F	6-7	210	Fr.	Long Beach, Calif.
14	Joey Graham	G	6-7	220	Jr.	Brandon, Fla.
15	John Lucas	G	5-11	155	Jr.	Houston, Texas
20	Daniel Bobik	G	6-6	205	Jr.	Newbury Park, Calif.
21	Stevie Graham	G	6-6	212	Jr.	Brandon, Fla.
23	Ivan McFarlin	F	6-8	237	Sr.	Missouri City, Texas
24	Tony Allen	G	6-4	205	Sr.	Chicago, Ill.
25	Janavor Weatherspoon	G	6-1	165	Sr.	Camden, Del.
30	Maurice Findley	G	5-11	160	Jr.	Buhler, Kan.
32	David Monds	F	6-9	225	Fr.	Macon, Ga.
33	Jason Miller	F	6-9	245	Sr.	Livingston, Texas
35	Brandon Elliott	G	6-4	185	Fr.	Lewis, Kan.
42	Terrence Crawford	F	6-6	230	Jr.	Oklahoma City, Okla.



Eddie Sutton
 Head Coach



Tony Allen
 Senior Guard



The Cowboys

2002-03 Record: 22-10 (10-6 Big 12)
 Final 2003 National Ranking: No. 24
 2003 Postseason Play: NCAA second round
 Lettermen Returning/Lost: 6/6
 Starters Returning/Lost: 2/3

Top Returnees

Name	Pos.	Yr.	Pts.	Reb.
Tony Allen	G	Sr.	14.4	5.4
Ivan McFarlin	F	Sr.	10.7	7.8

Key Newcomers

Name	Pos.	Yr.	Ht.	Wt.
John Lucas	G	Jr.	5-11	155
Marcus Dove	F	Fr.	6-7	210

Key Losses

Name	Pos.	Pts.	Reb.
Victor Williams	G	15.5	3.1*
Melvin Sanders	G/F	12.9	4.8

*assists per game

2003-04 Schedule

Nov. 21	Northwestern State
Nov. 26	vs. Colorado State
Nov. 29	Pepperdine
Dec. 3	UT-San Antonio
Dec. 6	vs. BYU
Dec. 16	Southeastern (Okla.) State
Dec. 20	at Arkansas
Dec. 22	UT-Pan American
Dec. 30	Samford
Jan. 3	vs. SMU*
Jan. 10	at Texas Tech*
Jan. 14	Oklahoma*
Jan. 17	at Kansas State*
Jan. 21	Colorado*
Jan. 24	at Texas*
Jan. 31	Texas Tech*
Feb. 3	at Texas A&M*
Feb. 7	at Iowa State*
Feb. 9	Kansas*
Feb. 14	Baylor*
Feb. 16	at Oklahoma*
Feb. 21	Nebraska*
Feb. 24	at Missouri*
Feb. 28	at Baylor*
March 1	Texas*
March 6	Texas A&M*
March 11-14	at Big 12 Tournament

*All-College Classic
 *Big 12 Conference game

2002-03 Results (22-10, 10-6 Big 12)

Nov. 22	Yale	W	68-59
Nov. 27	at Alaska-Anchorage^	W	98-69
Nov. 29	College of Charleston^	L	58-66
Nov. 30	Michigan State^	W	64-61
Dec. 5	Hartford	W	65-52
Dec. 8	Northwestern State	W	77-51
Dec. 15	Fresno State	W	71-61
Dec. 18	UMKC	W	85-61
Dec. 21	at Wichita State	W	68-58
Dec. 30	Arkansas	W	71-45
Jan. 4	Brigham Young@	W	78-65
Jan. 8	Texas A&M-Corpus Christi	W	91-58
Jan. 11	at Texas A&M*	W	93-76
Jan. 13	Oklahoma*	W	48-46
Jan. 18	Missouri*	W	76-56
Jan. 21	at Baylor* (ot)	W	67-64
Jan. 26	at Texas Tech*	W	79-70
Jan. 29	Iowa State*	W	68-55
Feb. 1	at Texas*	L	65-78
Feb. 5	Kansas State*	W	63-55
Feb. 9	at Cincinnati	L	50-61
Feb. 12	at Nebraska*	W	77-70
Feb. 15	Baylor*	L	72-74
Feb. 19	at Oklahoma*	L	48-64
Feb. 22	Texas*	W	82-77
Feb. 24	Texas Tech*	L	57-62
March 1	at Kansas*	L	61-79
March 5	at Colorado*	L	56-68
March 8	at Texas A&M*	W	77-52
March 14	Missouri#	L	58-60
March 21	Pennsylvania\$	W	77-63
March 23	Syracuse\$	L	56-68

^Great Alaska Shootout @All-College Classic
 *Big 12 Conference game #Big 12 Tournament game
 \$NCAA Tournament game

Texas Tech Red Raiders

Game 24

Tuesday, Feb. 24
at Devaney Center
Lincoln, Neb. • 7:05 p.m.

General Information

Founded: 1925
 Location: Lubbock, Texas
 Enrollment: 28,712
 President: Dr. Jon Whitmore
 Alma Mater (Year): Washington State (1967)
 Director of Athletics: Gerald Myers
 Alma Mater (Year): Texas Tech (1959)
 Nickname: Red Raiders
 Colors: Scarlet & Black
 Conference: Big 12
 Home Arena: United Spirit Arena
 Capacity: 15,098
 Athletic Dept. Phone: (806) 742-3355
 Ticket Office Phone: (806) 742-TECH
 Athletics Website: www.texastech.com

Coaching Staff

Head Coach: Bob Knight
 Alma Mater (Year): Ohio State (1962)
 Career Record: 809-308 (37 years)
 Record at TTU: 45-22 (Two years)
 Knight vs. Nebraska: 3-1
 Assistant Coaches (Alma mater, Year):
 Chris Beard (Texas, 1995)
 Pat Knight (Indiana, 1995)
 Stew Robinson (Indiana, 1993)
 Dir. of Basketball Operations: Les Fertig
 Basketball Trainer: Jon Murray
 Basketball Office Phone: (806) 742-7600

Sports Information

Basketball SID: Randy Farley
 Office Phone: (806) 742-7600 ext. 260
 Office Fax: (806) 742-7414
 Cell Phone: (806) 789-3428
 E-mail: randy.farley@ttu.edu
 Press Row Phone: (806) 772-6688
 SID Mailing Address: Box 42220, Lubbock, TX
 79409-2220

Media Contacts

Beat Writer: Jeff Walker,
 Lubbock Avalanche-Journal
 Office Phone: (806) 766-8733
 E-mail: jeff.walker@lubbockonline.com

Play-by-Play Announcer: John Harris
 Color Analyst: TBA
 Network Office Phone: (806) 783-3000

Series Information

Series Record: NU leads 11-7
 First Meeting: Dec. 9, 1955 (NU, 69-63)
 Last Meeting: Feb. 5, 2003 (TTU, 75-49)
 At Lincoln: NU leads 6-2
 Win Streak: TTU one game

2003-04 Red Raiders Roster

No.	Player	Pos.	Ht.	Wt.	Cl.	Hometown
5	Drew Coffman	G	6-1	175	Fr.	Midland, Texas
14	Andre Emmett	G/F	6-5	225	Sr.	Dallas, Texas
21	Devonne Giles	F	6-8	225	Jr.	Newark, N.J.
22	Jarrius Jackson	G	6-1	185	Fr.	Monroe, La.
23	Michael Marshall	G/F	6-4	225	Sr.	Tulia, Texas
24	Ronald Ross	G	6-2	185	Jr.	Hobbs, N.M.
31	Tanner Ogden	F	6-7	220	Fr.	Seminole, Texas
32	Curtis Marshall	G	6-5	190	Jr.	Florrisant, Mo.
33	LucQuente White	G	6-0	176	Fr.	Midland, Texas
35	John Ofogebu	F	6-8	231	So.	San Antonio, Texas
40	Josh Washington	G	6-2	200	So.	Lubbock, Texas
41	Michael Milton	G/F	6-6	200	Fr.	Plano, Texas
44	Darryl Dora	F	6-9	235	Fr.	Gonzales, Texas
53	Joseph Works	F	6-6	220	Jr.	San Antonio, Texas
55	Robert Tomaszek	F	6-9	250	Sr.	Bydgoszcz, Poland



Bob Knight
 Head Coach



Andre Emmett
 Senior Guard



The Red Raiders

2002-03 Record: 22-13 (6-10 Big 12)
 Final 2003 National Ranking: None
 2003 Postseason Play: NIT Final Four (third place)
 Lettermen Returning/Lost: 6/5
 Starters Returning/Lost: 3/2

Top Returnees

Name	Pos.	Yr.	Pts.	Reb.
Andre Emmett	G/F	Sr.	21.8	6.6
Robert Tomaszek	F	Sr.	8.5	5.2
Ronald Ross	G	Jr.	4.5	2.0

Key Newcomers

Name	Pos.	Yr.	Ht.	Wt.
Tanner Ogden	F	Fr.	6-7	220
LucQuente White	G	Fr.	6-0	176

Key Losses

Name	Pos.	Pts.	Reb.
Kasib Powell	F	15.0	6.1
Will Chavis	G	7.8	2.7

2003-04 Schedule

Nov. 18	Davidson\$
Nov. 21	TBA\$
Nov. 23	East Tennessee State
Nov. 26	TBA\$
Nov. 28	TBA\$
Dec. 1	at SMU
Dec. 3	UTEP
Dec. 6	at New Mexico
Dec. 10	TCU
Dec. 13	San Diego State
Dec. 17	Sam Houston State
Dec. 22	Iowa
Jan. 1	Minnesota
Jan. 4	at Ohio State
Jan. 10	Oklahoma State*
Jan. 17	at Baylor*
Jan. 19	Oklahoma*
Jan. 24	at Texas A&M*
Jan. 26	Texas*
Jan. 31	at Oklahoma State*
Feb. 3	Baylor*
Feb. 7	at Kansas*
Feb. 11	at Oklahoma*
Feb. 14	Kansas State*
Feb. 18	at Colorado*
Feb. 21	Texas A&M*
Feb. 24	at Nebraska*
Feb. 28	at Texas*
March 3	Missouri*
March 6	Iowa State*

\$Preseason NIT *Big 12 Conference game

2002-03 Results (22-13, 6-10 Big 12)

Nov. 22	UNC Wilmington	W	85-76
Nov. 26	SMU	W	77-59
Nov. 30	at UTEP	W	83-60
Dec. 3	at TCU	W	84-66
Dec. 7	Nicholls State	W	107-35
Dec. 14	vs. Wyoming	L	62-67
Dec. 18	New Mexico	W	98-71
Dec. 21	New Mexico State	W	85-84
Dec. 28	at Minnesota (ot)	W	99-89
Jan. 1	Houston	W	62-48
Jan. 6	at San Diego State	W	75-63
Jan. 11	at Kansas State*	L	44-68
Jan. 18	Baylor*	W	80-64
Jan. 20	at Oklahoma* (ot)	L	64-69
Jan. 26	Oklahoma State*	L	70-79
Jan. 29	Colorado*	W	66-56
Feb. 1	at Texas A&M*	L	59-64
Feb. 5	Nebraska*	W	75-49
Feb. 9	at Missouri*	L	73-82
Feb. 10	at Iowa State*	W	88-73
Feb. 15	Oklahoma*	L	58-63
Feb. 17	at Texas*	L	65-77
Feb. 22	Texas A&M*	W	70-69
Feb. 24	at Oklahoma State*	W	62-57
March 1	Texas*	L	71-76
March 3	Kansas*	L	56-65
March 8	at Baylor*	L	68-74
March 13	vs. Baylor#	W	68-65
March 14	vs. Texas#	W	92-81
March 15	vs. Oklahoma# (ot)	L	60-67
March 19	Nevada\$	W	66-54
March 21	San Diego State\$	W	57-48
March 26	Georgia Tech\$	W	80-72
April 1	vs. St. John's\$	L	63-64
April 3	vs. Minnesota\$	W	71-61

*Big 12 Conference game

#Big 12 Conference Tournament game \$NIT game

INTRODUCTION

OUTLOOK

PLAYERS

COACHES

STAFF

OPPONENTS

REVIEW

RECORDS

HISTORY

Big 12 Composite Schedule

INTRODUCTION

Monday, Nov. 3

#L.A. Stars at Iowa State, 7 p.m.

Tuesday, Nov. 4

#Raiders Select at Baylor, 7 p.m.
#EA Sports at Kansas, 7 p.m.

Wednesday, Nov. 5

#EA Sports at Texas Tech, 7:05 p.m.

Thursday, Nov. 6

#EA Sports at Kansas State, 7 p.m.

Friday, Nov. 7

#Southeast All-Stars at Texas, 7 p.m.

Monday, Nov. 10

#Inter Hoop at Missouri, 7 p.m.
#Athletes First at Oklahoma, 7 p.m.
#Alaska-Fairbanks at Nebraska, 7:05 p.m.

Tuesday, Nov. 11

#Pittsburg State at Kansas, 7 p.m.
#Regis at Colorado, 8 p.m.

Wednesday, Nov. 12

#World Hoopsters at Baylor, 7 p.m.
#Athletes First at Oklahoma State, 7 p.m.
#EA Sports at Texas, 7 p.m.
#Team Ezybonds at Texas A&M, 7 p.m.

Thursday, Nov. 13

#EA Sports at Texas Tech, 7:05 p.m.

Friday, Nov. 14

#Athletes in Action at Nebraska, 7:05 p.m.

Saturday, Nov. 15

#EA Sports at Oklahoma, 7 p.m.
#Global Sports at Kansas State

Monday, Nov. 17

#Global Sports at Iowa State, 7 p.m.
#EA Sports at Oklahoma State, 7 p.m.
1-Brown at Texas, 7 p.m.
#EA Sports at Texas A&M, 7 p.m.

Tuesday, Nov. 18

#NBDL at Missouri, 7 p.m.
#EA Sports at Texas A&M, 7 p.m.
#EA Sports at Colorado, 8 p.m.
2-Davidson at Texas Tech, ESPN, 8 p.m.

Friday, Nov. 21

2-Massachusetts/St. Francis at Texas Tech, 6 p.m.
UT-Chattanooga at Kansas, 7 p.m.
Northwestern State at Oklahoma State, 7 p.m.
Colorado at Northwestern, 8 p.m.
3-Eastern Washington at Oklahoma, 8:15 p.m.
Birmingham-Southern at Kansas State, 8:30 p.m.

Saturday, Nov. 22

Fairleigh Dickinson at Nebraska, 7:05 p.m.
Texas Southern at Baylor, 8 p.m.
3-South Carolina State/Oral Roberts at Oklahoma, 6/8:15 p.m.

Sunday, Nov. 23

East Tennessee State at Texas Tech, 6:30 p.m.

Monday, Nov. 24

Sam Houston State at Texas, 7 p.m.
Arkansas-Pine Bluff at Texas A&M, 7 p.m.
Colorado at Pepperdine, 8:30 p.m.

Tuesday, Nov. 25

Stephen F. Austin at Baylor, 7 p.m.

Lipscomb at Kansas State, 7 p.m.
Tulsa at Oklahoma, 7 p.m.
Michigan State at Kansas, ESPN, 8 p.m.

Wednesday, Nov. 26

4-Oklahoma State vs. Colorado State, 7 p.m.
Alabama A&M at Texas A&M, 7 p.m.
Colorado at Cal Poly, 9 p.m.
2-Texas Tech vs. TBD (semifinals)

Friday, Nov. 28

Mercer at Iowa State, 7 p.m.
2-Texas Tech vs. TBD (finals)

Saturday, Nov. 29

Texas A&M-Corpus Christi at Baylor, 6 p.m.
Missouri at Oakland, 6 p.m.
Gardner-Webb at Kansas State, 7 p.m.
Pepperdine at Oklahoma State, 7 p.m.
Centenary at Texas, 7 p.m.
Eastern Michigan at Nebraska, 7:05 p.m.

Sunday, Nov. 30

Northern Iowa at Iowa State, Noon

Monday, Dec. 1

Prairie View A&M at Texas A&M, 7 p.m.
Texas Tech at SMU, 7 p.m.
Oregon State at Colorado, 8 p.m.
Kansas at TCU, ESPN2, 10 p.m.

Tuesday, Dec. 2

Coppin State at Missouri, 7 p.m.
Arkansas-Pine Bluff at Oklahoma, 7 p.m.
Texas A&M at Tennessee, 7 p.m.

Wednesday, Dec. 3

SMU at Baylor, 7 p.m.
Wyoming at Kansas State, 7 p.m.
UT-San Antonio at Oklahoma State, 7 p.m.
Arizona State at Nebraska, 7:05 p.m.
UTEP at Texas Tech, 7:05 p.m.

Thursday, Dec. 4

Wofford at Texas, 7 p.m.

Friday, Dec. 5

5-IPFW at Iowa State, 7:30 p.m.

Saturday, Dec. 6

Oklahoma at Michigan State, ESPN, 11 a.m.
Texas Tech at New Mexico, 2 p.m.
South Florida at Nebraska, 2:05 p.m.
Missouri at Indiana, ESPN, 3 p.m.
6-Oklahoma State vs. BYU, 5 p.m.
Midwestern State at Baylor, 7 p.m.
Texas A&M at Oakland (Mich.), 7 p.m.
5-UALR/Idaho State at Iowa State, 7:30 p.m.
California at Colorado, 8 p.m.
7-Kansas vs. Stanford, 3 p.m.
Kansas State at Oregon State, 9:05 p.m.

Monday, Dec. 8

Delaware State at Nebraska, 7:05 p.m.

Tuesday, Dec. 9

Baylor at North Texas, 7 p.m.
8-Texas vs. Arizona, ESPN, 8 p.m.

Wednesday, Dec. 10

Fort Hays State at Kansas, 7 p.m.
Wichita State at Kansas State, 7 p.m.
Nebraska at Creighton, 7:05 p.m.
TCU at Texas Tech, 7:05 p.m.
Colorado at Colorado State, 8 p.m.

Thursday, Dec. 11

Purdue at Oklahoma, ESPN2, 8 p.m.

Saturday, Dec. 13

Liberty at Iowa State, Noon
9-Kansas vs. Oregon, ESPN, 1 p.m.
10-Missouri vs. Gonzaga, CBS, 1 p.m.
San Diego State at Texas Tech, 1:35 p.m.
Tennessee at Nebraska, 2:05 p.m.
UT-San Antonio at Baylor, 7 p.m.
Prairie View A&M at Oklahoma, 7 p.m.
Texas A&M-Corpus Christi at Texas A&M, 7 p.m.

Sunday, Dec. 14

New Orleans at Texas

Tuesday, Dec. 16

Louisiana-Monroe at Baylor, 7 p.m.
Southeastern State at Oklahoma State, 7 p.m.

Wednesday, Dec. 17

Sam Houston State at Texas Tech, 7:05 p.m.

Thursday, Dec. 18

11-Texas A&M vs. Texas-San Antonio, 7 p.m.

Friday, Dec. 19

Tennessee State at Colorado, 8 p.m.
12-Baylor at BYU-Hawaii, 8:30 p.m.

Saturday, Dec. 20

13-Texas vs. Duke, ESPN, 11 a.m.
Texas A&M-Corpus Christi at Kansas State, 1 p.m.
14-Kansas vs. Cal Santa Barbara, 7 p.m.
Jackson State at Oklahoma, 3 p.m.
Oklahoma State at Arkansas, 4 p.m.
Iowa State at Drake, 7 p.m.
Bethune-Cookman at Nebraska, 7:05 p.m.
12-Baylor vs. San Jose State, 6 p.m.

Sunday, Dec. 21

14-Kansas at Nevada, 9:30 p.m.

Monday, Dec. 22

12-Baylor vs. Northern Illinois, 2:30 p.m.
Bethune-Cookman at Kansas State, 7 p.m.
Texas-Pan American at Oklahoma State, 7 p.m.
Lipscomb at Nebraska, 7:05 p.m.
15-Texas Tech vs. Iowa, ESPN, 8 p.m.

Tuesday, Dec. 23

Xavier at Iowa State, 7 p.m.
Utah at Colorado, 8 p.m.
16-Missouri vs. Illinois, ESPN2, 8 p.m.

Saturday, Dec. 27

Missouri at Memphis, ESPN, 11 a.m.

Monday, Dec. 29

George Washington at Texas, ESPN2, 6 p.m.
Binghamton at Kansas, 7 p.m.
Nebraska at Minnesota, 7 p.m.
UT-Pan American at Oklahoma, 7 p.m.

Tuesday, Dec. 30

Kansas State at UMKC, 7 p.m.
Belmont at Missouri, 7 p.m.
Samford at Oklahoma State, 7 p.m.

Wednesday, Dec. 31

Richmond at Colorado, 2 p.m.
Iowa State at Virginia, 5 p.m.

Thursday, Jan. 1

Minnesota at Texas Tech, ESPN, 1:30 p.m.

Friday, Jan. 2

Villanova at Kansas, ESPN, 7 p.m.
Texas-Arlington at Texas, 7 p.m.

OUTLOOK

PLAYERS

COACHES

STAFF

OPPONENTS

REVIEW

RECORDS

HISTORY

BB

Saturday, Jan. 3

Kansas State at Saint Louis, 1:10 p.m.
Iowa at Missouri, 2 p.m.
Purdue at Baylor, 2:30 p.m.
17-Oklahoma vs. Princeton, ESPN2, 4 p.m.
17-Oklahoma State vs. SMU, ESPN, 6:30 p.m.
Texas A&M at Louisiana-Monroe, 7 p.m.
Iowa State at San Diego State, 9 p.m.

Sunday, Jan. 4

Texas Tech at Ohio State, 2 p.m.

Monday, Jan. 5

Texas at Providence, ESPN, 6 p.m.
*Kansas at Colorado, ESPN, 8 p.m.

Tuesday, Jan. 6

Texas-Pan American at Baylor, 7 p.m.
Texas A&M-Corpus Christi at Oklahoma State, 7 p.m.
Long Island at Texas A&M, 7 p.m.
St. Francis (Pa.) at Nebraska, 7:05 p.m.

Wednesday, Jan. 7

*Missouri at Iowa State, 7 p.m.

Thursday, Jan. 8

Savannah State at Colorado, 8 p.m.

Saturday, Jan. 10

*Texas A&M at Missouri, ESPN+, 12:30 p.m.
*Oklahoma State at Texas Tech, ESPN+, 3 p.m.
*Nebraska at Iowa State, 7 p.m.
Savannah State at Kansas State, 7 p.m.
*Baylor at Texas, 7:30 p.m.
Northern Colorado at Colorado, 8 p.m.

Sunday, Jan. 11

Oklahoma at Connecticut, CBS, 3:30 p.m.

Monday, Jan. 12

Northern Colorado at Iowa State, 7 p.m.
Syracuse at Missouri, ESPN, 8 p.m.

Tuesday, Jan. 13

Wake Forest at Texas, ESPN2, 7 p.m.

Wednesday, Jan. 14

*Kansas State at Kansas, ESPN+, 7 p.m.
*Oklahoma at Oklahoma State, ESPN+, 7 p.m.
*Colorado at Nebraska, 7:05 p.m.

Saturday, Jan. 17

*Missouri at Oklahoma, ABC, Noon
*Nebraska at Texas, ESPN+, 12:30 p.m.
*Iowa State at Colorado, ESPN+, 3 p.m.
*Kansas at Texas A&M, ESPN, 3 p.m.
*Oklahoma State at Kansas State, ESPN+/AD, 6 p.m.
*Texas Tech at Baylor, 8 p.m.

Monday, Jan. 19

*Oklahoma at Texas Tech, ESPN, 8 p.m.

Tuesday, Jan. 20

*Texas at Missouri, ESPN, 8 p.m.

Wednesday, Jan. 21

*Colorado at Oklahoma State, 7 p.m.
Iowa at Iowa State, 7 p.m.
*Texas A&M at Kansas State, 7 p.m.
*Baylor at Nebraska, 7:05 p.m.

Thursday, Jan. 22

Richmond at Kansas, ESPN2, 8 p.m.

Saturday, Jan. 24

*Kansas State at Oklahoma, ESPN+, 12:30 p.m.

*Oklahoma State at Texas, ESPN+, 3 p.m.

*Nebraska at Missouri, 5 p.m.

*Texas Tech at Texas A&M, 5 p.m.

*Iowa State at Baylor, ESPN+/AD, 7 p.m.

Sunday, Jan. 25

*Colorado at Kansas, ESPN+, 1 p.m.

Monday, Jan. 26

*Texas at Texas Tech, ESPN, 6 p.m.

Wednesday, Jan. 28

*Oklahoma at Baylor, 6 p.m.
*Texas A&M at Iowa State, 7 p.m.
*Kansas at Kansas State, ESPN+, 8 p.m.
*Missouri at Colorado, 8 p.m.

Saturday, Jan. 31

*Texas at Texas A&M, ESPN+, 12:30 p.m.
*Kansas at Iowa State, ESPN+, 3 p.m.
*Kansas State at Missouri, ESPN+/AD, 6 p.m.
*Baylor at Colorado, 8 p.m.
*Texas Tech at Oklahoma State, ESPN+, 8 p.m.

Sunday, Feb. 1

*Oklahoma at Nebraska, ESPN+, Noon

Monday, Feb. 2

*Missouri at Kansas, ESPN, 8 p.m.

Tuesday, Feb. 3

*Oklahoma State at Texas A&M, 7 p.m.
*Baylor at Texas Tech, 7:05 p.m.

Wednesday, Feb. 4

*Colorado at Texas, ESPN2, 7 p.m.
*Iowa State at Oklahoma, ESPN+/AD, 7 p.m.
*Nebraska at Kansas State, 7 p.m.

Saturday, Feb. 7

*Oklahoma State at Iowa State, ESPN+, 12:30 p.m.
*Missouri at Nebraska, ESPN+, 12:30 p.m.
*Kansas State at Colorado, ESPN+, 3 p.m.
*Texas Tech at Kansas, ESPN, 3 p.m.
*Texas A&M at Baylor, 5 p.m.

Sunday, Feb. 8

*Oklahoma at Texas, CBS, Noon

Monday, Feb. 9

*Kansas at Oklahoma State, ESPN, 8 p.m.

Tuesday, Feb. 10

*Colorado at Missouri, ESPN2, 6 p.m.
*Texas at Baylor, 8 p.m.

Wednesday, Feb. 11

*Iowa State at Kansas State, 7 p.m.
*Texas Tech at Oklahoma, ESPN+, 7 p.m.
*Nebraska at Texas A&M, 7 p.m.

Saturday, Feb. 14

*Oklahoma at Texas A&M, ESPN+, 12:30 p.m.
*Texas at Iowa State, ESPN+, 3 p.m.
*Baylor at Oklahoma State, ESPN+, 3 p.m.
*Kansas State at Texas Tech, 6:05 p.m.

Sunday, Feb. 15

*Kansas at Nebraska, ABC, 12:30 p.m.
UNLV at Missouri, ABC, 2:30 p.m.

Monday, Feb. 16

*Oklahoma State at Oklahoma, ESPN, 8 p.m.

Wednesday, Feb. 18

*Texas Tech at Colorado, ESPN, 6 p.m.
*Baylor at Kansas, 7 p.m.
*Iowa State at Missouri, 7 p.m.

*Kansas State at Nebraska, 7:05 p.m.

*Texas A&M at Texas, 8 p.m.

Saturday, Feb. 21

*Missouri at Baylor, ESPN+, 12:30 p.m.
*Iowa State at Kansas, ESPN+, 3 p.m.
*Texas A&M at Texas Tech, ESPN+, 3 p.m.
*Colorado at Kansas State, 6 p.m.
*Nebraska at Oklahoma State, 7 p.m.
*Texas at Oklahoma, ESPN, 8 p.m.

Monday, Feb. 23

*Kansas at Texas, ESPN, 8 p.m.

Tuesday, Feb. 24

*Oklahoma State at Missouri, ESPN+, 7 p.m.
*Texas Tech at Nebraska, 7:05 p.m.

Wednesday, Feb. 25

*Baylor at Texas A&M, 7 p.m.
*Kansas State at Iowa State, 7 p.m.
*Oklahoma at Colorado, 8 p.m.

Saturday, Feb. 28

*Colorado at Texas A&M, 12:30 p.m.
*Missouri at Kansas State, ESPN+, 12:30 p.m.
*Texas Tech at Texas, CBS, 1 p.m.
*Oklahoma State at Baylor, ESPN+, 3 p.m.
*Iowa State at Nebraska, 7:05 p.m.

Sunday, Feb. 29

*Oklahoma at Kansas, CBS, 1 p.m.

Monday, March 1

*Texas at Oklahoma State, ESPN, 8 p.m.

Wednesday, March 3

*Nebraska at Kansas, 6:30 p.m.
*Colorado at Iowa State, 6:30 p.m.
*Missouri at Texas Tech, ESPN2, 6:30 p.m.
*Kansas State at Baylor, 7 p.m.
*Texas A&M at Oklahoma, ESPN+, 8 p.m.

Saturday, March 6

*Baylor at Oklahoma, 12:30 p.m.
*Texas A&M at Oklahoma State, ESPN+, 12:30 p.m.
*Nebraska at Colorado, ESPN+, 3 p.m.
18-*Iowa State at Texas Tech, Big 12 Wildcard
18-*Texas at Kansas State, Big 12 Wildcard

Sunday, March 7

*Kansas at Missouri, CBS, 1 p.m.

In-season Tournament/Event Key:

#-preseason exhibition game
1-NABC Classic, Austin, Texas;
2-Preseason NIT, semi-/finals at Madison Square Garden, New York;
3-Sooner Invitational, Norman, Okla.;
4-Mabee Center, Tulsa, Okla.;
5-Cyclone Challenge, Ames, Iowa;
6-Delta Center, Salt Lake City;
7-Wooden Classic, Anaheim, Calif.;
8-Jimmy V Classic, Madison Square Garden, New York;
9-Feist Shootout, Kansas City, Mo.;
10-Battle in Seattle, Seattle, Wash.;
11-Alamodome, San Antonio, Texas;
12-Hawai'i Surf N' Slam, Laie, Hawai'i;
13-Madison Square Garden, New York;
14-Wolf Pack Holiday Classic, Reno, Nev.;
15-American Airlines Center, Dallas;
16-Savvis Center, St. Louis, Mo.;
17-All College Classic, Oklahoma City, Okla.;
Big 12 Wildcard- games will be either on ABC at game 12:30 p.m. (CST) or ESPN at 4 p.m. (CST)

Postseason Tournaments

2004 Phillips 66 Big 12 Tournament (8th) American Airlines Center, Dallas

Thursday, March 11

Game 1 - Seed #9 vs. Seed #8, 2 p.m.
Game 2 - Seed #10 vs. Seed #7, 6 p.m.
Game 3 - Seed #11 vs. Seed #6, 8:20 p.m.*

Friday, March 12

Game 4 - Winner Game 1 vs. Seed #1, Noon
Game 5 - Seed #5 vs. Seed #4, 2:20 p.m.*
Game 6 - Winner Game 2 vs. Seed #2, 6 p.m.
Game 7 - Winner Game 3 vs. Seed #3, 8:20 p.m.*

Saturday, March 13

Game 8 - Winner Game 4 vs. Winner Game 5, 1 p.m.
Game 9 - Winner Game 6 vs. Winner Game 7, 3:20 p.m.*

Sunday, March 14

Game 10 - Winner Game 8 vs. Winner Game 9, 2 p.m.
*or 30 minutes following the conclusion of previous game

Games 1, 2, 4-9 on ESPN Regional. Game 3 on ESPN2. Games 8 and 9 on ESPN Regional and ESPN2 in some markets. Game 10 on ESPN.



American Airlines Center in Dallas will be home to the Phillips 66 Big 12 Men's Basketball Tournament for the second straight season in 2004.

2004 NCAA Tournament

65-team Field
Selection Date: March 16

Opening Round

March 16 (Tuesday)
Site: Dayton Arena in Dayton, Ohio

First- and Second-Round Sessions

March 18 & 20 (Thursday & Saturday)
Site (host): HSBC (Canisius, Niagara and MAAC) in Buffalo, N.Y.
Site (host): Pepsi Center (Colorado State and Mountain West Conference) in Denver, Colo.
Site (host): RBC Center (North Carolina State) in Raleigh, N.C.
Site (host): Key Arena (Washington) in Seattle, Wash.

March 19 & 21 (Friday & Sunday)

Site (host): Kemper Arena (Big 12 Conference) in Kansas City, Mo.
Site (host): TD Waterhouse Centre (Stetson) in Orlando, Fla.
Site (host): Nationwide Arena (Ohio State) in Columbus, Ohio
Site (host): Bradley Center (Marquette) in Milwaukee, Wis.

Regionals

March 25 & 27 (Thursday & Saturday)
Site (host): Continental Airlines Arena (Rutgers) at East Rutherford, N.J.
Site (host): America West Arena (Arizona State) in Phoenix, Ariz.

March 26 & 28 (Friday & Sunday)

Site (host): Edward Jones Dome (Missouri Valley Conference) in St. Louis, Mo.
Site (host): Georgia Dome (Georgia Tech) in Atlanta, Ga.

Final Four

April 3 & 5 (Saturday & Monday)
Site (host): Alamodome (University of Texas at San Antonio) in San Antonio, Texas

Future Final Four Sites

- 2005 Trans World Dome (April 2 & 4) in St. Louis, Mo.
Host: Missouri Valley Conference
- 2006 RCA Dome (April 1 & 3) in Indianapolis, Ind.
Host: Butler University/Midwestern Collegiate Conference
- 2007 Georgia Dome (March 31 & April 2) in Atlanta, Ga.
Host: Georgia Tech University
- 2008 Alamodome (April 5 & 7)
Host: University of Texas-San Antonio
- 2009 Ford Field (April 4 & 6) in Detroit, Mich.
Host: University of Detroit-Mercy
- 2010 RCA Dome (April 3 & 5) in Indianapolis, Ind.
Host: Butler University/Midwestern Collegiate Conference
- 2011 Reliant Stadium (April 2 & 4) in Houston, Texas
Host: University of Houston

2004 NIT

First Round: Campus Sites
Second Round: Campus Sites
Third Round: Campus Sites
Semifinals: Madison Square Garden, New York, N.Y.
Finals: Madison Square Garden, New York, N.Y.

INTRODUCTION

OUTLOOK

PLAYERS

COACHES

STAFF

OPPONENTS

REVIEW

RECORDS

HISTORY

Game-by-Game vs. Big 12

Baylor (NU leads 8-5)

Husker-Bear Notes

• The Huskers won the first three meetings, and seven of the first nine to lead the series, but have dropped three of the past four.
 • Nebraska recorded 75 points in a victory in 2002 to snap a streak of six straight meetings when neither team reached 70 points.

Husker-Bear Superlatives

Most consecutive wins (year ended): Nebraska 4 (1999-2000); Baylor 2 (1996-97 and 2000-01)
 Most points scored: Nebraska 79, at Maui, Nov. 28, 1987; Baylor, 82, at Maui, Nov. 28, 1987
 Highest combined score: 161, Baylor 82, Nebraska 79, at Maui, Nov. 28, 1987
 Biggest winning margin: Nebraska, 20, at Lincoln, Feb. 27, 2002 (75-55); Baylor, 14, at Waco, Feb. 22, 2003 (78-64)
 Individual scoring high: Nebraska 27, Cary Cochran at Lincoln, Feb. 27, 2002; Baylor, 26, Terry Teagle at Waco, Dec. 9, 1981

In Lincoln: NU leads, 5-0
 At Devaney Center: NU leads, 4-0
 In Waco: BU leads, 3-2
 At Ferrell Center: BU leads, 3-1
 At Maui: BU leads, 1-0
 In Kansas City: series tied, 1-1
 In Kemper Arena: series tied, 1-1
 In Phillips 66 Big 12 Tournament: series tied, 1-1

Year	Site	Result	Score
1949-50	H	W	69-55
1981-82	A	W	64-63
1982-83	H	W	59-56
1987-88	N	L	79-82
1996-97	A	L	60-71
1997-98	H	W	66-55
	*N	W	65-46
1998-99	A	W	68-55
1999-2000	H	W	69-55
	*N	L	*55-63
2000-01	A	L	58-69
2001-02	H	W	75-55
2002-03	A	L	64-78

* Phillips 66 Big 12 Tournament

Colorado (NU leads 69-63)

Husker-Buffalo Notes

• Nebraska has won 26 of the last 37 meetings between the teams overall and 19 of the last 21 over the Buffs in Lincoln.
 • Colorado is Nebraska's second-oldest conference rival, as the teams first met during the 1902-03 season in Boulder. The series, though, ranks as Nebraska's second shortest among former Big Eight teams at 132 games (NU has faced Oklahoma State 107 times).
 • Nebraska has swept Colorado eight times since the 1985 season, while CU has not swept the Huskers since the 1972-73 season.

Husker-Buffalo Superlatives

Most consecutive wins (year ended): Nebraska eight (1949-50, first eight games of series); Colorado 11 (1964-65)
 Most points scored: Nebraska, 106, at Lincoln, Jan. 8, 1994; Colorado, 95, at Boulder, March 5, 1966
 Highest combined score: 186, Nebraska, 100, Colorado, 86, at Boulder, Feb. 8, 1995
 Biggest winning margin: Nebraska, 39, at Lincoln, Jan. 8, 1994 (105-67); Colorado, 42, at Big Seven Tournament, Dec. 29, 1954 (89-47)
 Individual scoring high: Nebraska, 31, Jaron Boone, at Boulder, Feb. 8, 1995; Tyrone

Lue, at Boulder, Feb. 21, 1998; Colorado, 42, Chuck Gardner, at Boulder, March 5, 1966
 In Lincoln: NU leads, 45-13
 At Devaney Center: NU leads, 23-5
 In Boulder: CU leads, 36-23
 At Coors Events Center: NU leads, 13-11
 In Kansas City: CU leads, 14-1
 At Kemper Arena: CU leads, 3-0
 In Phillips 66 Big Eight/Big 12 Tournament: CU leads, 2-0

Year	Site	Result	Score
1902-03	A	W	28-12
1919-20	A	W	27-16
	A	W	24-17
1937-38	H	W	29-18
1947-48	A	W	59-55
	H	W	58-53
1948-49	H	W	45-43
	A	W	56-45
1949-50	*N	L	57-67
	A	L	59-72
	H	W	59-49
1950-51	A	L	45-51
	H	W	58-45
1951-52	N	L	63-68
	H	W	63-61
	A	L	65-67
1952-53	*N	L	53-67
	A	W	80-65
	H	L	78-86
1953-54	H	L	67-75
	A	L	58-83
1954-55	*N	L	47-89
	H	W	84-77
	A	L	66-77
1955-56	A	L	63-78
	H	L	50-77
1956-57	H	W	74-52
	A	L	56-60
1957-58	H	W	50-41
	A	L	52-54
1958-59	*N	L	50-54
	A	L	50-57
	H	W	62-61
1959-60	*N	L	55-64
	A	L	57-62 (OT)
	H	L	54-58
1960-61	H	W	65-61
	A	W	51-66**
1961-62	H	L	56-58
	A	L	63-74
1962-63	*N	L	47-59
	H	L	47-75
	A	L	51-80
1963-64	*N	L	58-80
	H	L	52-60
	A	L	73-89
1964-65	*N	L	52-70
	A	L	52-62
	H	W	66-59
1965-66	H	W	70-63
	A	L	88-95
1966-67	*N	L	66-73
	H	W	84-80
	A	L	57-64
1967-68	H	W	87-73
	A	L	73-75
1968-69	A	L	81-83
	H	W	79-65
1969-70	*N	L	60-72
	H	W	60-58
	A	L	59-76
1970-71	*N	W	77-67
	A	W	65-63
	H	W	85-71
1971-72	H	W	67-55

	A	L	57-67
1972-73	H	L	59-67
	A	L	63-71
1973-74	A	L	64-65
	H	W	65-42
1974-75	H	W	85-59
	A	L	61-62
1975-76	A	W	66-64
	H	W	80-61
1976-77	*N	L	50-55
	H	W	69-54
	A	W	73-62
1977-78	A	L	64-73
	H	W	86-75
1978-79	*N	L	61-74
	A	L	61-64
	H	W	79-52
1979-80	A	W	53-44
	H	L	55-56
1980-81	H	L	59-62
	A	W	57-56
	***N	L	66-70
1981-82	A	W	74-57
	H	W	79-57
1982-83	A	L	69-72
	H	W	68-56
1983-84	A	L	57-60
	H	W	75-67
1984-85	H	W	85-67
	A	L	61-64
1985-86	A	W	77-60
	H	W	79-72
1986-87	H	W	86-66
	A	W	68-65
1987-88	A	W	63-57
	H	W	75-67
1988-89	A	L	80-83
	H	W	97-59
1989-90	A	W	91-82
	H	W	96-82
1990-91	A	L	69-86
	H	W	86-72
1991-92	A	W	84-74
	H	W	84-70
1992-93	A	W	82-67
	H	W	76-67
1993-94	H	W	106-67
	A	L	81-86
1994-95	A	W	100-86
	H	L	74-80
1995-96	H	W	79-74
	A	L	64-78
1996-97	A	L	73-79
	H	W	77-69
1997-98	H	W	87-72
	A	W	79-71
1998-99	H	W	72-55
	A	W	57-52
1999-2000	A	L	58-70
	H	W	69-64
2000-01	H	L	57-60
	A	W	87-82 (OT)
2001-02	H	W	75-67
	A	L	61-84
	***N	L	60-67
2002-03	H	W	80-77 (OT)
	A	L	69-84

*at Kansas City

**Colorado forfeit

***Phillips 66 Big Eight Tournament

Iowa State (NU leads 125-93)

Husker-Cyclone Notes

• Fourteen of the past 22 meetings have been decided by six points or less, with four of the last nine being decided by two points or less. Twenty-two of the last 27 games have been decided by 10 or fewer points.

INTRODUCTION

OUTLOOK

PLAYERS

COACHES

STAFF

OPPONENTS

REVIEW

RECORDS

HISTORY

• Nebraska's win in Ames in 1997-98 marked the first time NU had won six straight league games in 17 seasons and the first time NU won three consecutive league road games in 14 years. Nebraska has won five of the last 13 meetings at Hilton Coliseum.

Husker-Cyclone Superlatives

Most consecutive wins (year ended): Nebraska, 16 (1914-15); Iowa State, seven (1962-63)

Most points scored: Nebraska, 102, at Lincoln, Feb. 12, 1994; Iowa State, 114, at Ames, Jan. 20, 1988

Highest combined score: 198, Nebraska, 102, Iowa State, 96, at Lincoln, Feb. 12, 1994

Biggest winning margin: Nebraska, 29, at Lincoln, Feb. 15, 1936 (49-20); Iowa State, 38, at Ames, Jan. 20, 1988 (114-76)

Individual scoring high: Nebraska, 32, Marvin Stewart, twice; Iowa State, 39, Don Smith, at Lincoln, Jan. 5, 1968

In Lincoln: NU leads, 75-29

At Devaney Center: NU leads, 18-10

In Ames: ISU leads, 56-45

At Hilton Coliseum: ISU leads, 19-13

In Kansas City: ISU leads, 8-5

At Kemper Arena: ISU leads, 2-1

In Phillips 66 Big Eight/Big 12 Tournament: ISU leads, 2-1

Year	Site	Result	Score
1908-09	H	W	42-20
	H	W	40-21
	A	L	16-22
	A	W	31-17
1909-10	H	W	24-21
	H	W	29-26
	A	L	23-34
	A	L	17-18
1910-11	H	W	41-20
	H	L	31-33
	A	L	27-31
	A	W	22-19
1911-12	H	W	33-12
	H	W	40-14
	A	W	31-21
	A	W	31-12
1912-13	A	W	29-12
	A	W	16-10
	H	W	28-8
	H	W	24-12
1913-14	A	W	15-9
	A	W	16-3
	H	W	24-16
	H	W	41-13
1914-15	H	W	32-15
	H	W	25-12
	A	W	24-12
	A	L	11-25
1915-16	H	W	35-21
	H	W	31-14
	A	W	23-14
	A	W	29-17
1916-17	A	L	7-19
	A	L	17-24
	H	L	22-24
	H	W	24-21
1920-21	A	L	30-38
	A	W	32-23
	H	W	33-16
	H	W	37-11
1921-22	A	W	21-14
	H	L	7-26
	A	W	21-15
	H	L	17-21
1923-24	A	W	18-16
	H	W	27-14

1924-25	H	W	37-17	1960-61	H	L	58-66
	A	W	28-13		A	L	62-68
1925-26	H	W	18-13	1961-62	A	L	72-84
	A	W	27-12		H	L	66-79
1926-27	H	W	35-19	1962-63	*N	L	68-82
	A	L	24-26		A	L	69-83
1927-28	H	W	37-26		H	L	54-75
	A	W	32-26	1963-64	A	W	55-52
1928-29	H	W	45-39		H	W	57-55
	A	L	33-37	1964-65	*N	L	62-69
1929-30	A	W	32-22		H	W	88-79
	H	W	52-50		A	W	69-65
1930-31	H	W	31-19	1965-66	A	W	76-74
	A	L	28-42		H	W	81-70
1931-32	A	W	28-24	1966-67	H	W	94-82
	H	L	32-33		A	W	76-65
1932-33	H	L	25-30 (OT)	1967-68	A	L	70-85
	A	W	43-16		H	L	92-93 (OT)
1933-34	A	W	37-31 (OT)	1968-69	A	L	93-99 (OT)
	H	W	26-21		H	L	74-75 (OT)
1934-35	H	W	32-31	1969-70	*N	W	74-66
	A	L	14-22		A	L	70-72
1935-36	A	L	40-41 (OT)		H	W	87-81
	H	W	49-20	1970-71	H	W	84-62
1936-37	H	W	45-33		A	W	69-67 (OT)
	A	W	48-31	1971-72	H	W	76-71
1937-38	A	W	35-32		A	L	67-76
	H	W	50-23	1972-73	*N	L	64-75
1938-39	H	W	51-44		A	L	60-81
	A	L	28-41		H	L	76-82
1939-40	H	W	44-28	1973-74	H	W	91-88 (3OT)
	A	L	33-40		A	L	58-76
1940-41	A	W	38-35	1974-75	H	W	75-62
	H	W	41-36		A	L	69-82
1941-42	A	L	33-39	1975-76	A	W	66-56
	H	W	39-31		H	W	82-66
1942-43	A	L	38-50	1976-77	*N	W	75-55
	H	W	51-36		A	W	49-48
1943-44	H	L	24-56		H	W	66-51
	A	L	35-58	1977-78	H	L	59-65
1944-45	H	L	38-50		A	W	62-56
	A	L	45-47	1978-79	A	W	72-68
1945-46	A	L	39-57		H	L	46-48
	H	L	45-57	1979-80	A	W	58-50
1946-47	*N	W	54-51		H	W	69-66
	A	L	44-61	1980-81	A	W	61-56
	H	L	54-56		H	W	81-61
1947-48	A	L	44-55	1981-82	H	W	60-47
	H	W	62-57		A	L	61-63
1948-49	H	W	71-50	1982-83	A	W	59-54
	A	W	44-41		H	W	67-66
1949-50	*N	W	85-67 (OT)		**H	W	94-71
	H	W	64-46	1983-84	A	W	64-63
	A	W	56-54 (OT)		H	L	48-69
1950-51	H	W	51-49	1984-85	A	L	65-76
	A	L	51-67		H	W	74-57
1951-52	*N	L	66-75	1985-86	H	W	75-58
	A	L	72-78		A	L	73-81
	H	W	75-53		**N	L	58-75
1952-53	*N	W	83-79	1986-87	A	L	75-91
	H	L	60-78		H	W	66-65
	A	L	66-93	1987-88	A	L	76-114
1953-54	A	W	74-60		H	L	84-85
	H	W	78-65	1988-89	A	L	76-88
1954-55	H	W	76-63		H	W	77-74
	A	L	75-82	1989-90	H	L	83-91
1955-56	H	L	69-71 (OT)		A	L	85-101
	A	L	74-94	1990-91	H	W	97-87
1956-57	*N	L	69-89		A	W	65-57
	A	L	47-59	1991-92	H	W	68-63
	H	W	67-58		A	W	80-70
1957-58	*N	L	51-61	1992-93	A	L	69-96
	H	L	52-57		H	W	91-87
	A	L	63-78	1993-94	A	W	78-72
1958-59	H	W	52-49		H	W	102-96
	A	L	56-59	1994-95	A	L	69-72 (OT)
1959-60	A	L	53-57		H	L	77-79
	H	W	69-49	1995-96	H	L	65-75

	A	L	59-74
	**N	L	60-62
1996-97	H	L	67-77
	A	W	74-69 (OT)
1997-98	H	W	63-49
	A	W	70-62
1998-99	A	L	47-52
	H	W	59-57
1999-2000	H	L	65-66
	A	L	65-87
2000-01	H	L	59-60
	A	L	73-86
2001-02	H	W	86-84 (OT)
	A	L	79-85
2002-03	A	L	61-71
	H	W	69-63

* at Kansas City

**Phillips 66 Big Eight Tournament

Kansas (NU trails 70-153)

Husker-Jayhawk Notes

•Nebraska was handed its worst home loss in Devaney Center history when the Jayhawks won 81-51 in 2003.

•NU set a school record with 18 three-pointers at home against No. 1 KU in an 88-87 loss in 2002.

•The Huskers hold a 16-10 lead in the Devaney Center despite KU owning a 56-43 series lead in Lincoln.

•Nebraska's regular-season sweep of Kansas in 1999 marked the Huskers' first sweep against the Jayhawks in 16 seasons, and NU's win at Lawrence was its first at Allen Fieldhouse since 1983.

•The Huskers' 15-point victory over KU in Lincoln in 1999 was their largest against the Jayhawks since a 75-55 home win in 1982.

•The Huskers and Jayhawks combined for 39 points in overtime at Lawrence in 1996-97, only one point shy of the NCAA record.

•Nebraska handed Kansas its worst loss ever, 48-8, in the first-ever meeting between the schools on March 2, 1900. Kansas turned the trick on Nebraska during the 1957-58 season, handing the Cornhuskers their worst loss ever, 102-46, in Lawrence.

Husker-Jayhawk Superlatives

Most consecutive wins (year ended): Nebraska eight (1912-13); Kansas 12, twice (1944-45, 1954-55)

Most points scored: Nebraska, 99, at Lincoln, Feb. 19, 1972; Kansas, 110, at Lawrence, Feb. 26, 1966

Highest combined score: 191, Kansas, 98, Nebraska, 93, at Lincoln, Jan. 8, 1990

Biggest winning margin: Nebraska, 40, at Lincoln, March 2, 1900 (48-8); Kansas, 56, at Lawrence, Feb. 8, 1958 (102-46)

Individual scoring high: Nebraska, 38, Tom Russell, at Lincoln, Feb. 21, 1962; Kansas, 46, Wilt Chamberlain, at Lawrence, Feb. 8, 1958

In Lincoln: KU leads, 56-43

At Devaney Center: NU leads, 16-10

In Lawrence: KU leads, 80-23

Allen Fieldhouse: KU leads, 41-7

In Kansas City: KU leads, 16-4

At Kemper Arena: KU leads, 4-1

In Manhattan, Kan.: KU leads, 1-0

In Phillips 66 Big Eight/Big 12 Tournament: KU leads, 4-1

Year	Site	Result	Score
1899-1900	H	W	48-8
1901-02	A	W	35-29
1902-03	H	W	23-18

1905-06	H	L	17-37
1906-07	H	W	32-19
1907-08	A	W	20-17
	A	W	23-21
	H	L	26-28
	H	L	25-28
1908-09	A	L	13-48
	A	L	17-36
	H	L	13-18
	*N	L	22-28
	*N	L	15-24
	*N	W	32-29
1909-10	A	L	17-32
	A	L	16-40
	H	L	20-40
	H	L	13-40
1910-11	A	W	15-11
	A	L	12-37
	H	W	34-24
	H	W	38-28
1911-12	A	W	30-26
	A	W	30-26
	H	W	49-21
	H	W	29-28
1912-13	H	W	40-25
	A	W	18-16
	**N	L	24-30
1914-15	A	L	18-43
	A	L	23-30
1915-16	H	W	34-33
	H	W	40-27
1916-17	A	W	21-19
	A	L	10-30
1917-18	H	W	24-23
	H	L	25-31
1918-19	A	L	17-31
	A	W	29-24
1921-22	H	L	15-25
	A	L	18-41
1922-23	A	L	20-30
	H	L	15-36
1923-24	A	L	18-19
	H	L	10-13
1924-25	H	L	20-25
	A	L	20-28
1925-26	H	L	14-25
	A	L	17-30
1926-27	A	W	27-24
	H	L	25-34
1927-28	A	L	27-33
	H	W	32-28
1928-29	H	W	30-29
	A	W	37-31
1929-30	A	L	20-27
	H	L	35-36
1930-31	A	W	31-30 (OT)
	H	L	29-34
1931-32	H	L	31-34
	A	L	19-51
1932-33	A	L	29-32
	H	L	20-34
1933-34	H	W	24-21
	A	L	24-25
1934-35	A	L	21-32
	H	L	24-32
1935-36	A	L	23-45
	H	L	36-43
1936-37	A	L	22-27
	H	W	37-32
1937-38	A	L	33-48
	H	L	47-50
1938-39	H	W	48-37
	A	L	46-49
1939-40	A	L	24-40
	H	L	41-48
1940-41	A	L	38-44
	H	L	53-55
1941-42	H	L	32-51

1942-43	A	L	30-58
	H	L	24-56
	A	L	33-52
1943-44	A	L	27-51
	H	L	47-56
1944-45	A	L	33-48
	H	W	59-45
1945-46	H	L	45-56
	A	L	30-72
1946-47	H	W	48-46
	A	L	37-69
1947-48	*N	L	60-64 (OT)
	A	W	61-57
	H	W	70-64
1948-49	H	W	52-34
	A	W	49-39
1949-50	H	W	57-56
	A	L	36-49
1950-51	*N	L	47-63
	A	L	41-66
	H	L	52-61
1951-52	H	L	66-69
	A	L	52-90
1952-53	*N	L	66-73
	H	L	59-65
	A	L	58-77
1953-54	A	L	68-79
	H	L	62-67
1954-55	*N	L	66-69
	H	W	66-62
	A	W	68-55
1955-56	A	L	56-80
	H	L	56-60
1956-57	H	L	54-69
	A	L	60-87
1957-58	A	L	46-102
	H	W	43-41
1958-59	H	L	55-63
	A	L	50-66
1959-60	H	L	47-60
	A	L	74-79
1960-61	*N	L	53-78
	H	L	33-38
	A	W	69-68
1961-62	*N	L	68-69
	A	W	69-67
	H	L	70-73
1962-63	A	L	53-72
	H	L	39-45
1963-64	A	L	48-74
	H	L	55-64
1964-65	H	L	56-66
	A	L	62-71
1965-66	*N	L	61-71
	H	W	83-75
	A	L	73-110
1966-67	A	L	58-84
	H	L	57-64
1967-68	A	L	60-71
	H	W	76-69
1968-69	*N	L	56-82
	H	L	52-56
	A	L	73-79
1969-70	*N	W	78-73
	H	W	84-73
	A	L	87-100
1970-71	*N	L	52-72
	H	L	67-81
	A	L	54-59
1971-72	A	L	55-57 (OT)
	H	W	99-78
1972-73	*N	W	74-72
	A	W	59-46
	H	W	62-59
1973-74	*N	L	66-75
	A	L	64-79
	H	L	46-51
1974-75	*N	L	62-63

INTRODUCTION

OUTLOOK

PLAYERS

COACHES

STAFF

OPPONENTS

REVIEW

RECORDS

HISTORY

INTRODUCTION
OUTLOOK
PLAYERS
COACHES
STAFF
OPPONENTS
REVIEW
RECORDS
HISTORY

1975-76	A	L	44-72
	H	L	77-79 (2OT)
	*N	L	66-69
	H	W	57-54
	A	W	62-58
1976-77	H	W	60-57
	A	L	66-74
	**A	L	58-61
1977-78	H	W	62-58
	A	L	70-75
1978-79	H	W	66-64 (OT)
	A	L	59-66
1979-80	H	W	64-57
	A	W	61-56
1980-81	H	W	57-54
	A	L	49-75
1981-82	H	W	75-55
	A	L	63-66
1982-83	H	W	68-61
	A	W	60-58
1983-84	A	L	61-77
	H	L	66-67
1984-85	H	L	80-91
	A	L	65-70
	**N	L	69-74
1985-86	H	L	70-81
	A	L	61-79
1986-87	A	L	65-86
	H	W	83-81 (OT)
1987-88	H	W	70-68
	A	L	48-70
1988-89	H	W	74-70
	A	L	71-80
1989-90	H	L	93-98
	A	L	67-94
1990-91	A	L	77-85
	H	W	85-75
	**N	W	87-83
1991-92	A	L	78-103
	H	W	81-79 (OT)
1992-93	H	W	68-64
	A	L	83-94
1993-94	A	L	87-94
	H	W	96-87
1994-95	A	L	67-84
	H	L	68-91
1995-96	H	L	73-88
	A	L	71-81
1996-97	A	L	77-82 (OT)
	H	L	65-85
1997-98	A	L	76-96
	H	L	71-82
	**N	L	59-91
1998-99	H	W	84-69
	A	W	64-59
	**N	L	53-77
1999-2000	A	L	82-97
	H	L	58-83
2000-01	A	L	62-84
	H	L	74-78
2001-02	A	L	57-96
	H	L	87-88
2002-03	A	L	59-92
	H	L	51-81

*at Manhattan, Kan.
**Phillips 66 Big Eight/Big 12 Tournament

Kansas State (NU trails 88-116)
Husker-Wildcat Notes
 •Nebraska scored its most points ever against the Wildcats with a 99-82 victory in 2002. The point total marked just the second time NU had reached 90 points against KSU since 1968.
 •Nebraska ended an 18-game road losing streak with a 63-61 victory over KSU in Manhattan, Kan., in 2001. The road losing streak was the third-longest in NU history.
 •NU's rally from an 18-point halftime deficit

against KSU in 1996-97 was the largest since complete box scores have been included in NU record books (1972-73).
 •After upsetting Kansas in 1958 at Lincoln, the Huskers upset Kansas State and Omaha native Bob Boozer in their next outing, 55-48. Despite the loss, Kansas State was No. 1 in the AP poll when the new ranking came out the day after the game and the 'Cats went on to finish fourth in the NCAA Tournament.
 •Nebraska handed Kansas State a 36-point setback in the series' initial game at Manhattan during the 1905-06 season.

Husker-Wildcat Superlatives
 Most consecutive wins (year ended): Nebraska six, twice (1916-17, 1937-38); Kansas State, 11, (1964-65)
 Most points scored: Nebraska, 99, in Lincoln, Feb. 9, 2002; Kansas State, 114, at Manhattan, Jan. 14, 1987
 Biggest winning margin: Nebraska, 36, at Manhattan, 1905-06 (50-14, first game of series); Kansas State, 36, at Manhattan, Feb. 4, 1957 (89-53)
 Individual scoring high: Nebraska, 34, Jerry Fort, in Lincoln, Jan. 17, 1976; Kansas State, 30, Willie Murrell, at Kansas City, Mo., Dec. 26, 1963 and Mike Evans, at Manhattan, Feb. 18, 1976

In Lincoln: NU leads, 56-31
 At Devaney Center: NU leads, 20-8
 In Manhattan: KSU leads, 67-29
 At Bramlage Coliseum: KSU leads, 11-4
 In Kansas City: KSU leads, 18-3
 At Kemper Arena: KSU leads, 7-0
 In the Phillips 66 Big Eight/Big 12 Tournament: Kansas State leads, 7-0

Year	Site	Result	Score
1905-06	A	W	50-14
1907-08	A	W	36-18
1908-09	A	W	36-31
1909-10	A	L	16-27
	H	L	17-28
1911-12	A	W	26-25
1912-13	H	W	27-16
1914-15	A	W	26-19
	A	W	26-20
1915-16	H	W	21-20
	H	W	26-25
1916-17	A	L	13-45
	A	L	10-34
1917-18	A	W	31-23
	A	L	16-26
1918-19	H	L	32-34
	A	L	21-30
1921-22	A	W	25-24
	H	W	21-13
1922-23	A	W	21-15
	H	L	14-17
1923-24	H	W	27-14
	A	L	23-26
1924-25	A	W	23-11
	H	W	32-20
1925-26	A	L	26-41
	H	L	21-28
1926-27	A	L	23-34
	H	W	26-24
1927-28	H	L	24-29
	A	L	22-28
1928-29	A	L	21-30
	H	W	62-45
1929-30	A	W	41-39
	H	L	42-46
1930-31	A	W	37-31
	H	L	30-32

1931-32	A	L	20-32
	H	W	32-26
1932-33	H	W	31-25
	A	L	30-36
1933-34	A	L	24-25
	H	W	38-31
1934-35	A	L	41-47
	H	W	28-21
1935-36	H	W	43-30
	A	W	40-32
1936-37	A	W	41-38
	H	W	40-37
1937-38	H	W	46-32
	A	L	29-41
1938-39	A	L	38-43
	H	W	42-34
1939-40	A	L	25-32
	H	W	61-28
1940-41	H	W	33-23
	A	L	32-35
1941-42	H	W	44-38
	A	L	35-38
1942-43	A	W	41-32
	H	W	50-47 (OT)
1943-44	H	W	54-47
	A	L	37-40
1944-45	*N	L	46-49
	A	L	48-70
	H	L	47-55
1945-46	*N	W	62-47
	H	W	44-37
	A	L	49-54
1946-47	A	L	54-63
	H	W	54-50
1947-48	H	L	45-64
	A	L	49-56
1948-49	*N	L	34-48
	H	W	70-48
	A	L	28-53
1949-50	H	W	65-63 (OT)
	A	L	60-63
1950-51	*N	L	53-72
	H	L	50-79
	A	L	48-74
1951-52	*N	L	67-87
	A	L	36-71
	H	L	60-75
1952-53	H	W	80-67
	A	L	80-108
1953-54	*N	W	78-74
	H	W	88-75
	A	L	70-91
1954-55	H	W	69-59
	A	L	62-79
1955-56	*N	L	51-79
	H	L	52-66
	A	L	50-73
1956-57	A	L	53-89
	H	L	56-81
1957-58	*N	L	57-88
	A	L	59-74
	H	W	55-48
1958-59	H	L	43-50
	A	L	54-76
1959-60	*N	L	63-71
	H	W	70-60
	A	L	74-83
1960-61	H	L	67-77
	A	L	56-75
1961-62	*N	L	48-60
	A	L	53-72
	H	L	60-84
1962-63	A	L	53-66
	H	L	60-72
1963-64	*N	L	78-100
	H	L	66-73 (OT)
	A	L	48-50
1964-65	A	W	62-57

1965-66	H	L	67-79
	A	W	82-71
	H	W	79-69
1966-67	*N	L	81-98
	A	W	67-59
	H	W	79-71
1967-68	*N	W	66-62
	A	L	62-78
	H	W	92-68
1968-69	A	L	72-95
	H	W	88-71
1969-70	H	L	64-71
	A	L	62-79
1970-71	A	L	69-70
	H	W	87-71
1971-72	H	W	61-60
	A	L	76-81 (OT)
1972-73	H	L	55-82
	A	L	70-97
1973-74	*N	L	47-68
	H	L	65-73
	A	W	58-54
1974-75	*N	L	63-80
	H	W	74-61
	A	L	64-65
1975-76	A	W	65-59
	H	L	53-65
1976-77	H	L	52-57
	A	L	62-67
1977-78	*N	L	60-69
	A	W	77-63
	H	W	63-50
1978-79	H	W	55-53
	A	L	46-58
	**A	L	60-61 (2OT)
1979-80	A	L	64-66 (2OT)
	H	W	70-58
	**N	L	59-60
1980-81	H	W	59-49
	A	L	49-66
1981-82	H	L	64-75
	A	L	50-67
1982-83	H	W	59-43
	A	W	56-45
1983-84	A	W	47-46
	H	W	63-56
	**H	L	39-41
1984-85	H	W	75-63
	A	L	62-68
1985-86	***H	L	54-64
	A	W	64-60
1986-87	A	L	82-114
	H	W	78-76
	**N	L	45-47
1987-88	A	L	63-65
	H	L	67-77
	**N	L	70-75
1988-89	H	L	68-80
	A	L	66-80
1989-90	H	W	74-71
	A	L	57-80
1990-91	A	W	74-69
	H	W	85-78
1991-92	A	L	66-70
	H	W	91-62
1992-93	H	L	64-66
	A	W	80-59
	**N	L	45-47
1993-94	A	W	76-68
	H	W	86-77
1994-95	H	W	78-56
	A	L	73-75
1995-96	A	L	68-77
	H	W	70-66
1996-97	H	W	87-77 (OT)
	A	L	53-61
1997-98	A	L	49-72
	H	L	63-69

1998-99	H	W	70-61
	A	L	45-62
1999-2000	A	L	79-97
	H	W	81-72
2000-01	A	W	63-61
	H	W	82-56
	**N	L	58-62
2001-02	H	W	99-82
	A	L	58-67
2002-03	A	L	53-77
	H	W	68-61

* at Kansas City
 ** Phillips 66 Big Eight/Big 12 Tournament
 ***Kansas State forfeit

Missouri (NU trails 83-116)

Husker-Tiger Notes
 •The 1997-98 Mizzou-Nebraska series marked the fourth time in school history the Huskers played two overtime games in one season against the same opponent (vs. Oklahoma, 1955-56; vs. Iowa State, 1968-69, vs. Oklahoma, 1995-96).
 •One of Nebraska's biggest wins ever was a 67-51 victory at 19-0 and No. 1 Missouri on Feb. 6, 1982.
 •Nebraska's Jerry Fort scored a then-school record 40 points in the Huskers' 80-77 homecourt victory over the Tigers on Feb. 22, 1975. It was one of just three 40-point games in NU history.

Husker-Tiger Superlatives
 Most consecutive wins (year ended):
 Nebraska, six, three times (1943-44, 1950-51, 1967-68); Missouri, six, four times (1933-34, 1940-41, 1973-74, 1989-90)
 Most points scored: Nebraska, 99, at Lincoln, Jan. 28, 1967; Missouri, 111, at Lincoln, Jan. 13, 1990
 Highest combined score: 206, Missouri, 111, Nebraska, 95, at Lincoln, Jan. 13, 1990
 Biggest winning margin: Nebraska, 29, at Lincoln, Feb. 19, 1937 (50-21); Missouri, 39, at Columbia, Feb. 24, 1922 (55-16)
 Individual scoring high: Nebraska, 40, Jerry Fort, at Lincoln, Feb. 22, 1974; Missouri, 46, Joe Scott, at Columbia, March 6, 1961

In Lincoln: Nebraska leads, 50-38
 At Devaney Center: Series tied, 13-13
 In Columbia: Missouri leads, 63-25
 At Hearnes Center: Missouri leads, 24-6
 In Kansas City: Missouri leads, 12-9
 At Kemper Arena: Missouri leads, 6-2
 In the Phillips 66 Big Eight/Big 12 Tournament: Missouri leads, 6-1

Year	Site	Result	Score
1907-08	H	W	41-30
	H	W	43-31
1908-09	H	L	24-26
1910-11	A	L	26-39
	A	L	36-37 (OT)
	H	W	30-23
	H	L	20-23
1916-17	H	L	16-18
	H	L	7-18
1917-18	H	L	9-22
	H	L	8-16
1918-19	A	W	28-26
	A	W	21-14
1921-22	H	L	31-46
	A	L	16-55
1922-23	A	L	18-33
	A	L	22-39
1923-24	H	W	24-18
	A	W	31-11
1924-25	A	W	25-20

1925-26	H	W	24-21
	H	L	24-26
	A	L	22-24
1926-27	A	W	35-23
	H	W	27-22
1927-28	A	L	15-36
	H	W	36-26
1928-29	H	L	25-30
	A	W	39-33
1929-30	A	L	21-27
	H	W	34-31
1930-31	H	W	42-32
	A	L	20-33
1931-32	A	L	18-30
	H	L	28-32
1932-33	A	L	33-37
	H	L	31-39
1933-34	A	L	26-36
	H	W	34-27
1934-35	A	L	31-32
	H	L	21-23
1935-36	H	W	31-26
	A	W	43-33
1936-37	A	W	31-22
	H	W	50-21
1937-38	H	L	18-27
	A	L	30-38
1938-39	A	L	41-54
	H	L	36-46
1939-40	A	L	33-46
	H	L	40-41
1940-41	H	W	40-29
	A	W	38-36
1941-42	H	W	51-45
	A	W	41-40
1942-43	A	W	39-36
	H	W	56-50
1943-44	H	L	32-36 (OT)
	A	L	29-44
1944-45	H	L	41-47
	A	L	54-55 (2OT)
1945-46	*N	L	54-63
	A	W	44-42
	H	W	42-39
1946-47	A	L	41-47
	H	L	49-60
1947-48	*N	W	46-44
	H	L	54-66
	A	L	41-47
1948-49	*N	L	50-52
	H	W	47-46
	A	W	52-48
1949-50	H	W	50-41
	A	W	55-48
1950-51	*N	W	54-52
	H	W	54-52
	A	L	57-68
1951-52	H	L	55-60
	A	L	53-68
1952-53	H	W	73-62
	A	L	59-66
1953-54	*N	L	57-72
	H	W	80-72
	A	L	67-82
1954-55	*N	L	58-75
	A	L	59-67
	H	L	73-76
1955-56	*N	L	66-71
	H	W	83-77
	A	L	80-88
1956-57	*N	W	70-65
	A	W	84-65
	H	W	53-49
1957-58	A	L	54-55
	H	W	67-62 (OT)
1958-59	H	W	81-69
	A	W	81-79
1959-60	*N	W	78-67

	A	L	61-69	1993-94	H	L	73-89	Year	Site	Result	Score
INTRODUCTION	H	W	64-59	A	L	78-80	1920-21	H	W		34-20
	*N	W	90-72	*N	W	98-91		H	W		28-15
	H	W	62-48	1994-95	H	L	74-82	1921-22	A	L	21-29
OUTLOOK	A	L	76-97	A	W	78-75		H	W		39-34
	A	W	65-63	1995-96	H	W	76-58	1922-23	H	W	25-19
	H	L	63-81	A	L	98-99		A	L	25-31	
PLAYERS	H	L	61-69	1996-97	H	W	76-53	1923-24	H	W	35-21
	A	L	72-84	A	L	74-75		A	L	20-32	
	H	W	74-69 (OT)	*N	L	72-78	1924-25	A	W	23-18	
COACHES	A	L	60-78	1997-98	A	L	76-81 (OT)		H	W	31-17
	H	L	74-92		H	W	67-66 (OT)	1926-27	A	W	37-29
	A	L	66-84	1998-99	A	L	57-80		H	W	36-26
STAFF	*N	W	69-67 (OT)		H	W	69-61	1927-28	H	L	36-38
	H	W	82-60	1999-2000	H	L	78-84		A	L	28-43
	A	W	71-53		A	L	72-86	1928-29	A	L	20-29
OPPONENTS	H	W	99-82	2000-01	A	L	66-68		H	L	34-39
	A	W	80-73		H	W	85-79	1929-30	H	W	35-20
	H	W	75-66	2001-02	A	L	53-60		A	W	47-37
REVIEW	A	L	70-91		H	L	71-87	1930-31	A	W	36-30
	*N	W	76-70	2002-03	H	L	56-63		H	W	41-30
	H	W	87-71		A	L	50-67	1931-32	H	L	34-37
RECORDS	A	L	60-79		*N	L	61-70		A	L	32-46
	H	W	60-48					1932-33	A	L	35-39
	A	L	63-80						H	L	27-38
HISTORY	H	W	81-72					1933-34	H	L	36-44
	A	L	65-77						A	L	23-53
	*N	L	64-76					1934-35	A	L	32-38
	A	L	65-80						H	W	32-24
	H	L	54-61					1935-36	A	W	40-33
	H	L	65-78						H	W	55-28
	A	L	70-86					1936-37	H	L	31-34
	H	W	75-58						A	W	33-29
	A	W	88-87					1937-38	A	L	48-50
	A	L	74-88						H	W	52-42
	H	W	80-77					1938-39	A	L	39-56
	H	L	57-62						H	L	45-53
	A	L	84-95 (OT)					1939-40	H	L	41-56
	A	L	63-76						A	L	28-45
	H	W	60-58					1940-41	H	L	29-40
	H	W	56-55						A	W	43-42
	A	L	52-74					1941-42	A	L	29-37
	**N	L	58-61						H	L	41-46
	*N	W	58-56 (OT)					1942-43	H	L	32-56
	A	L	60-76						A	L	48-65
	H	W	76-64					1943-44	A	L	35-45
	H	L	63-84						H	L	32-43
	A	L	60-73					1944-45	H	L	37-44
	H	W	66-53						A	L	45-48
	A	L	45-55					1945-46	A	L	48-70
	H	L	42-44						H	L	44-51
	A	W	67-51					1946-47	*N	L	52-63
	**N	L	53-58						H	W	44-41
	A	L	56-79					1947-48	A	L	49-63
	H	L	51-54						H	L	74-81
	**N	L	63-69					1948-49	A	L	45-47
	H	L	48-50						H	L	49-56
	A	W	61-56 (OT)						*N	W	57-56
	H	W	74-66					1949-50	A	W	57-55
	A	L	50-69						H	L	48-64
	H	L	67-68					1950-51	A	L	49-72
	A	W	75-66						H	W	46-44
	H	L	71-87					1951-52	H	W	67-66
	A	L	64-80						A	L	59-65
	H	W	70-68					1952-53	A	W	59-53
	A	L	67-92						H	L	70-78
	H	L	72-89					1953-54	*N	L	70-86
	A	L	63-79						H	W	76-72
	*N	L	70-98						A	L	68-76
	H	L	95-111					1954-55	H	W	75-67
	A	L	85-107						A	L	76-78
	H	W	89-75					1955-56	A	W	68-61 (OT)
	A	L	71-91						H	W	64-63 (OT)
	**N	L	82-90					1956-57	A	L	53-55
	H	L	73-83						H	W	64-55
	A	L	61-87					1957-58	H	W	57-54
	H	W	88-87 (OT)						A	L	39-66
	A	W	76-75								

Year	Site	Result	Score
1920-21	H	W	34-20
	H	W	28-15
1921-22	A	L	21-29
	H	W	39-34
1922-23	H	W	25-19
	A	L	25-31
1923-24	H	W	35-21
	A	L	20-32
1924-25	A	W	23-18
	H	W	31-17
1926-27	A	W	37-29
	H	W	36-26
1927-28	H	L	36-38
	A	L	28-43
1928-29	A	L	20-29
	H	L	34-39
1929-30	H	W	35-20
	A	W	47-37
1930-31	A	W	36-30
	H	W	41-30
1931-32	H	L	34-37
	A	L	32-46
1932-33	A	L	35-39
	H	L	27-38
1933-34	H	L	36-44
	A	L	23-53
1934-35	A	L	32-38
	H	W	32-24
1935-36	A	W	40-33
	H	W	55-28
1936-37	H	L	31-34
	A	W	33-29
1937-38	A	L	48-50
	H	W	52-42
1938-39	A	L	39-56
	H	L	45-53
1939-40	H	L	41-56
	A	L	28-45
1940-41	H	L	29-40
	A	W	43-42
1941-42	A	L	29-37
	H	L	41-46
1942-43	H	L	32-56
	A	L	48-65
1943-44	A	L	35-45
	H	L	32-43
1944-45	H	L	37-44
	A	L	45-48
1945-46	A	L	48-70
	H	L	44-51
1946-47	*N	L	52-63
	H	W	44-41
1947-48	A	L	49-63
	H	L	74-81
1948-49	A	L	45-47
	H	L	49-56
1949-50	*N	W	57-56
	A	W	57-55
1950-51	A	L	48-64
	H	W	49-72
1951-52	H	W	46-44
	A	L	67-66
1952-53	A	W	59-65
	H	L	59-53
1953-54	*N	L	70-78
	H	W	70-86
1954-55	A	L	76-72
	A	L	68-76
1955-56	H	W	75-67
	A	L	76-78
1956-57	A	W	68-61 (OT)
	H	W	64-63 (OT)
1957-58	A	L	53-55
	H	W	64-55
	A	L	57-54
	A	L	39-66

* at Kansas City
** Phillips 66 Big Eight/Big 12 Tournament

Oklahoma (NU trails 78-99)
Husker-Sooner Notes
•Nebraska's 15-point win in 1999 was its largest ever over Oklahoma in Norman. It was also Oklahoma's second-worst loss at the Lloyd Noble Center.
•NU and OU combined for four overtimes in two games in 1995-96, playing three extra periods in Norman and one in Lincoln.
•NU won one of the most dramatic games in Eight Tournament history with a 117-113 come-from-behind overtime win vs. OU in 1990-91.
•Nebraska and Oklahoma combined for 230 points in a 133-97 Oklahoma victory at Norman during the 1986-87 season, a game that ranked as the highest scoring contest in Big Eight history. Three NU-OU battles in the 1990s saw both teams post 100 points.
•On the reverse side, Nebraska's 53-43 win in 1997-98 marked the lowest winning point total for the Huskers in 420 games, dating back to the 1983-84 season. It was also the fewest points by a league opponent in 14 years.
•Eric Piatkowski set the NU scoring record with 42 points vs. OU in the 1994 Big Eight tourney.

Husker-Sooner Superlatives
Most consecutive wins (year ended): Nebraska, nine (1970-71); Oklahoma 11 (1946-47)
Most points scored: Nebraska, 117, at Kansas City, Mo., March 8, 1991 (OT); Oklahoma, 133, at Norman, Feb. 21, 1987
Highest combined score: 230, Oklahoma, 133, Nebraska, 97, at Norman, Feb. 21, 1987;
Nebraska, 117, Oklahoma, 113, at Kansas City, Mo., March 8, 1991 (OT)
Biggest winning margin: Nebraska, 27, at Lincoln, Feb. 24, 1936 (55-28); Oklahoma, 41, at Norman, Jan. 31, 1990 (105-64)
Individual scoring high: Nebraska, 42, Eric Piatkowski, at Kansas City, Mo., March 11, 1994; Oklahoma, 38, Gerald Tucker, at Norman, Feb. 17, 1947

In Lincoln: NU leads, 44-37
At Devaney Center: OU leads, 13-11
In Norman: OU leads, 57-20
At Lloyd Noble Center: OU leads, 20-4
In Kansas City: NU leads, 15-5
At Kemper Arena: NU leads, 7-2
In Phillips 66 Big Eight/Big 12 Tournament: Nebraska leads, 3-2

1958-59	*N	W	60-43
	A	L	48-54
	H	L	54-65
1959-60	A	L	54-63
	H	L	49-50
1960-61	A	L	58-69
	H	W	83-61
1961-62	H	W	57-56
	A	W	71-69 (OT)
1962-63	*N	W	93-86
	A	L	77-84
	H	L	75-77
1963-64	*N	L	66-75
	H	W	76-69 (2OT)
	A	L	76-82
1964-65	A	L	82-89
	H	W	67-63
1965-66	*N	W	92-79
	H	W	86-78
	A	W	85-81
1966-67	A	L	87-99
	H	W	97-78
1967-68	*N	W	75-65
	H	W	110-90
	A	W	89-83
1968-69	*N	W	70-47
	H	W	90-83
	A	W	70-64
1969-70	A	W	70-60
	H	W	79-66
1970-71	A	L	67-79
	H	L	56-65
1971-72	*N	W	84-68
	H	W	77-70
	A	L	70-72
1972-73	H	W	74-67
	A	L	59-67
1973-74	H	W	63-58
	A	L	63-85
1974-75	*N	W	75-64
	A	W	68-61
	H	L	57-65 (OT)
1975-76	*N	W	75-53
	H	W	68-67
	A	L	60-65
1976-77	*N	W	66-56
	H	L	58-65
	A	L	62-72
1977-78	*N	W	75-68
	A	W	78-64
	H	L	68-74
1978-79	*N	W	69-53
	H	W	74-56
	A	L	58-79
1979-80	H	W	59-58
	A	L	60-78
	**H	W	75-68
1980-81	A	W	71-59
	H	W	90-63
1981-82	A	L	48-51
	H	W	65-51
1982-83	H	W	60-59
	A	L	71-84
1983-84	H	L	67-78
	A	L	70-79
1984-85	A	L	74-83
	H	L	62-65
1985-86	A	L	60-87
	H	W	66-64
1986-87	H	L	66-80
	A	L	97-133
1987-88	H	L	77-92
	A	L	93-113
1988-89	H	L	81-89
	A	L	76-103
1989-90	A	L	64-105
	H	L	66-88
	***N	L	65-78

1990-91	A	W	111-99
	H	W	105-93
	***N	W	117-113 (OT)
1991-92	H	L	76-79
	A	L	97-106
	***N	L	85-107
1992-93	A	L	89-102
	H	W	94-83
1993-94	H	L	76-79
	A	L	111-115 (OT)
	***N	W	105-88
1994-95	A	L	72-82
	H	W	71-59
1995-96	A	L	100-117 (3OT)
	H	L	76-80 (OT)
1996-97	A	L	77-84
1997-98	H	W	53-43
1998-99	A	W	96-81
1999-2000	H	L	54-62
2000-01	A	L	66-77
2001-02	H	L	51-78
2002-03	A	L	51-76

* at Kansas City
 **Big Seven Playoff, at Kansas City, Mo.
 ***Phillips 66 Big Eight Tournament

Oklahoma State (NU leads 59-48)

Husker-Cowboy Notes

*Nebraska owns the series lead despite winning just seven of the past 26 meetings.

*OSU has won eight of the last 12 meetings in Lincoln after going winless in its first 13 games at the Devaney Center.

*Nebraska ended undefeated OSU seasons twice in the 1990s. In 1996-97, OSU was 11-0 before a 67-62 Husker win in Stillwater. In 1991-92, OSU entered the game in Lincoln with a 20-0 record and ranked second in the nation, but Nebraska rolled to an 85-69 win.

*The Huskers dropped a 52-32 decision to the Cowboys in a 1949 NCAA District Playoff game at Kansas City, Mo. That game was NU's first-ever postseason tournament game.

Husker-Cowboy Superlatives

Most consecutive wins (year ended):

Nebraska, eight (1968-69); Oklahoma State, five (1958-59)

Most points scored: Nebraska, 89, at Lincoln, March 2, 1994; Oklahoma State, 103, at Lincoln, Feb. 14, 1990

Highest combined score: 187, Oklahoma State, 103, Nebraska, 84, at Lincoln, Feb. 14, 1990

Biggest winning margin: Nebraska, 21 twice, March 7, 1966 (85-64), Jan. 30, 1971 (80-59); Oklahoma State, 40, at Stillwater, Feb. 18, 1995 (93-53)

Individual scoring high: Nebraska, 34, Chuck Jura, at Stillwater, Jan. 26, 1972; Oklahoma State, 35, Byron Houston, at Lincoln, Feb. 14, 1990

In Lincoln: NU leads, 33-13

At Devaney Center: NU leads, 18-8

In Stillwater: OSU leads, 29-14

At Gallagher-Iba Arena: OSU leads, 27-14

In Kansas City: NU leads, 12-6

At Kemper Arena: NU leads, 4-1

In the Phillips 66 Big Eight/Big 12 Tournament: Nebraska leads, 4-1

Year	Site	Result	Score
1926-27	A	L	24-27
	H	W	35-25
1927-28	H	L	21-32
	A	L	43-47
1935-36	*N	L	19-36
1947-48	*N	L	46-47

1948-49	*N	L	35-52
1958-59	*N	W	55-48
	H	W	47-44
	A	L	39-54
1959-60	A	L	47-52
	H	W	54-47
1960-61	*N	W	70-61
	A	L	47-55
	H	L	61-65
1961-62	*N	W	52-51
	H	W	57-56
	A	L	64-65
1962-63	A	L	41-51
	H	W	49-48
1963-64	H	W	54-53
	A	L	45-81
1964-65	*N	L	61-74
	A	L	54-93
	H	L	53-55
1965-66	A	W	45-41 (OT)
	H	W	85-64
1966-67	*N	W	73-64
	A	W	67-57
	H	W	88-71
1967-68	*N	W	48-46
	A	W	63-62
	H	W	82-73
1968-69	H	L	52-76
	A	L	63-72
1969-70	A	L	58-81
	H	W	61-55
1970-71	*N	W	71-58
	H	W	80-59
	A	W	57-55
1971-72	*N	W	64-56
	H	W	73-59
	A	W	64-63
1972-73	*N	L	73-75
	H	L	55-68
	A	W	76-64
1973-74	*N	W	69-62
	A	L	66-79
	H	W	71-63
1974-75	H	W	73-58
	A	W	59-58
1975-76	*N	W	56-49
	A	W	52-48
	H	W	60-54
1976-77	H	W	66-54
	A	L	60-62
1977-78	*N	W	70-58
	H	W	63-57
	A	W	67-56
1978-79	**H	W	71-63
	A	L	57-66
	H	W	76-67
1979-80	H	W	74-73 (OT)
	A	L	68-83
1980-81	A	L	70-81
	H	W	62-54
1981-82	A	L	50-52
	H	W	75-63
	**H	W	*60-49
1982-83	A	L	63-71 (2OT)
	H	W	77-68
1983-84	H	W	54-52 (OT)
	A	W	67-64
1984-85	A	L	66-68
	H	W	66-48
1985-86	A	W	62-61
	H	W	68-52
	**N	W	82-75
1986-87	*N	W	73-66
	A	W	79-77 (2OT)
1987-88	H	L	56-72
	A	L	73-90
1988-89	A	L	69-82
	H	W	79-77

INTRODUCTION

OUTLOOK

PLAYERS

COACHES

STAFF

OPPONENTS

REVIEW

RECORDS

HISTORY

INTRODUCTION
OUTLOOK
PLAYERS
COACHES
STAFF
OPPONENTS
REVIEW
RECORDS
HISTORY

1989-90	A	L	71-84
	H	L	84-103
1990-91	H	L	68-81
	A	L	69-80
1991-92	H	W	85-69
	A	L	51-72
1992-93	A	L	73-78
	H	L	63-73
1993-94	A	L	80-98
	H	W	89-81
	*N	W	77-68
1994-95	H	L	65-82
	A	L	53-93
	**N	L	48-68
1995-96	A	W	66-57
	H	L	57-72
1996-97	H	W	77-68
1997-98	A	W	67-62
1998-99	H	L	48-60
1999-2000	A	L	55-94
2000-01	H	W	78-75 (OT)
2001-02	A	L	63-70
2002-03	H	L	70-77

*at Kansas City
**Phillips 66 Big Eight Tournament

Texas (NU trails 4-10)

Husker-Longhorn Notes

•Nebraska defeated No. 23 Texas at Lincoln in 2001, giving first-year head coach Barry Collier his first Big 12 victory and first win over a ranked opponent at Nebraska. It was the second time NU defeated a ranked Texas squad, as the Huskers also downed the No. 23 Longhorns in 1996.

•Texas posted a 67-48 victory at Austin in the second round of the 1978 NIT, as the Longhorns went on to win the NIT title.

•Texas had three 20-point scorers against NU in 1997-98.

Husker-Longhorn Superlatives

Most consecutive wins (year ended):
Nebraska, one, four times; Texas three, two times (1995-96; 2000-01)

Most points scored: Nebraska, 91, at Austin, Jan. 21, 1998; Texas, 105, at Austin, Jan. 21, 1998

Highest combined score: 196, Texas, 105, Nebraska, 91, at Austin, Jan. 21, 1998

Biggest winning margin: Nebraska, 16, at Lincoln, Jan. 3, 1996, (85-69); Texas, 28, at Austin, Jan. 4, 1995 (102-74)

Individual scoring high: Nebraska, 35, Eric Piatkowski, at Lincoln, Nov. 28, 1993; Texas, 35, Terrence Rencher, at Lincoln, Nov. 28, 1993

In Lincoln: NU leads, 4-3
At Devaney Center: Series tied, 3-3
In Austin: UT leads, 7-0
In Erwin Center: UT leads, 4-0

Year	Site	Result	Score
1964-65	A	L	73-77
1965-66	H	W	75-64
1977-78*	A	L	48-67
1993-94	H	L	75-78
1994-95	A	L	74-102
1995-96	H	W	85-69
1996-97	A	L	81-83 (OT)
	H	W	79-67
1997-98	A	L	91-105
1998-99	H	L	76-89
1999-2000	A	L	55-82
2000-01	H	W	80-67
2001-02	A	L	66-77
2002-03	H	L	63-75

*NIT

Texas A&M (NU leads 8-3)

Husker-Aggie Notes

•NU has won five of seven meetings as Big 12 schools, including a 75-58 road victory in 1998, the Huskers' largest margin of victory on the road in the league in the last nine seasons.

•Nebraska's 97-69 victory in 2001 marked its largest conference margin of victory since the 1994 campaign (vs. Colorado), as the Huskers' five seniors combined for 74 points.

Husker-Aggie Superlatives

Most consecutive wins (year ended):
Nebraska, five (1988-99); Texas A&M, one three times

Most points scored: Nebraska, 97, at Lincoln, Feb. 28, 2001; Texas A&M, 83, at College Station, March 4, 2000

Highest combined score: 166, Nebraska, 97, Texas A&M, 69, at Lincoln, Feb. 28, 2001

Biggest winning margin: Nebraska, 32, at Lincoln, Dec. 2, 1987, (92-60); Texas A&M, 7, at College Station, March 4, 2000 (76-83)

Individual scoring high: Nebraska, 29, Tyronn Lue, at Lincoln, Jan. 11, 1997; Texas A&M, 28, Tony McGinnis, at Lincoln, Dec. 20, 1991

In Lincoln: NU leads, 5-1
At Devaney Center: NU leads, 5-1
In College Station: Series tied, 2-2
In Houston: NU leads, 1-0

Year	Site	Result	Score
1969-70	N	W	78-69
1986-87	A	L	64-66
1987-88	H	W	92-60
1991-92	H	W	91-68
1996-97	H	W	74-72
1997-98	A	W	75-58
1998-99	H	W	87-68
1999-2000	A	L	76-83 (OT)
2000-01	H	W	97-69
2001-02	A	W	82-72
2002-03	H	L	52-53

Texas Tech (NU leads 11-7)

Husker-Red Raider Notes

•Nebraska has won seven of the last 11 in the series, after Tech had won the previous three meetings.

•The Huskers' 80-69 victory over No. 20/23 Texas Tech in 2002 gave NU coach Barry Collier his second win in six tries against Bob Knight-coached teams.

•Nebraska has not won a contest over the Red Raiders in Lubbock since 1989.

•NU's 49 points in 2002-03 were its fewest against a league opponent since a 62-45 loss at Kansas State in 1999.

Husker-Red Raider Superlatives

Most consecutive wins (year ended): Nebraska four (1963-64); Texas Tech, three (1983-84)

Most points scored: Nebraska, 82, at Lincoln, Feb. 25, 1998; Texas Tech, 87, at Lubbock, Feb. 8, 1997

Highest combined score: 161, Texas Tech, 87, Nebraska, 74, at Lubbock, Feb. 8, 1997

Biggest winning margin: Nebraska, 19, at Kansas City, March 4, 1999, (69-50); Texas Tech, 26, at Lubbock, Feb. 5, 2003 (75-49)

Individual scoring high: Nebraska 30, Charlie Jones, at Lubbock, Dec. 1, 1962; Texas Tech 33, Cory Carr, at Lubbock, Feb. 8, 1997

In Lincoln: NU leads, 6-2
At Devaney Center: NU leads, 4-1
In Lubbock: TTU leads, 5-4

In Kansas City: NU leads, 1-0

Year	Site	Result	Score
1955-56	H	W	69-63 (OT)
1956-57	A	W	67-66
1958-59	H	W	54-46
1962-63	A	W	68-66
1963-64	H	L	60-76
1964-65	A	L	78-82
1983-84	H	L	45-59
1984-85	A	W	79-74 (OT)
1988-89	A	W	71-69
1989-90	H	W	76-69
1996-97	A	L	74-87**
1997-98	H	W	82-65
1998-99	A	L	68-73
	*N	W	69-50
1999-2000	H	W	70-67
2000-01	A	L	64-65
2001-02	H	W	80-69
2002-03	A	L	49-75

*-Phillips 66 Big 12 Tournament
**-Texas Tech later forfeited game

Game-by-Game vs. Non-Conference

Air Force (NU leads 4-1)

12-5-59	H	W	68-54
12-9-61	A	L	49-58
12-8-62	H	W	43-39
12-9-72	N	W	57-53
12-28-81	N	W	63-47
Totals			280-251

Alabama (NU trails 0-2)

12-20-54	A	L	76-88
12-29-85	N	L	61-78
Totals			137-166

Alabama-Birmingham (NU leads 2-0)

11-24-78	A	W	64-55
12-22-79	H	W	92-84 (4OT)
Totals			156-139

Alaska-Fairbanks (Series tied 1-1)

12-9-00	H	W	84-55
11-23-02	N	L	61-64
Totals			125-119

Angelo State (NU leads 1-0)

1-5-80	H	W	83-70
--------	---	---	-------

Appalachian State (NU leads 2-1)

12-19-92	H	W	93-83
12-1-93	A	L	82-91
12-31-94	H	W	108-71
Totals			283-245

Arizona (Series tied 2-2)

12-21-60	H	W	79-55
12-23-68	A	L	63-68
12-20-69	H	W	79-69
12-18-99	N	L	59-80
Totals			280-272

Arizona State (NU trails 1-3)

12-20-68	A	L	76-83
12-7-74	A	L	62-83
12-23-85	H	W	80-67
12-28-02	A	L	63-75
Totals			281-308

Arkansas (NU trails 2-6)

12-16-32	H	L	24-41
12-12-46	N	L	46-57
12-30-80	A	L	52-64
1-9-82	H	L	50-51
1-3-83	N	L	58-64
12-10-83	H	W	67-54
3-17-87	H	W	78-71
3-12-98	N	L	65-74
Totals			440-476

Arkansas-Little Rock (NU leads 1-0)

3-26-87	N	W	76-67
---------	---	---	-------

Arkansas State (NU leads 1-0)

3-16-89	H	W	81-79
---------	---	---	-------

Arkansas Tech (NU leads 1-0)

11-25-78	H	W	70-59
----------	---	---	-------

Augustana (S.O.) (NU leads 3-0)

12-14-68	H	W	73-56
12-4-69	H	W	75-56
11-26-83	H	W	113-69
Totals			261-181

Baker (NU leads 3-0)

1904-05	W		49-19
---------	---	--	-------

2-3-06	H	W	34-23
2-21-06	A	W	33-27
Totals			116-69

Ball State (NU trails 1-2)

12-27-80	A	L	62-67
12-19-81	H	W	71-57
11-24-02	N	L	65-73
Totals			191-203

Bellevue (NU leads 1-0)

3-20-06	A	W	39-27
---------	---	---	-------

Bowling Green (NU leads 2-1)

12-15-90	H	W	99-85
12-7-96	H	W	73-68
1-1-97	N	L	55-58
Totals			227-211

Bradley (NU trails 2-5)

12-30-37	A	L	30-50
12-17-38	H	L	24-39
12-29-45	A	L	33-53
12-12-49	A	L	54-64
12-20-52	A	W	73-65
12-18-54	A	W	93-68
12-18-58	A	L	48-85
Totals			355-424

Brandeis (Omaha) (NU leads 1-0)

1916-17	W		29-11
---------	---	--	-------

Brigham Young (NU trails 1-3)

1-5-31	H	L	44-55
12-17-31	H	L	27-31
12-17-35	H	W	53-34
12-28-35	A	L	39-46
Totals			163-166

Brooklyn (NU leads 2-0)

1-7-87	H	W	62-46
12-21-87	H	W	72-44
Totals			134-90

Brown College "B" (NU leads 1-0)

3-15-06	H	W	57-12
---------	---	---	-------

Burgess-Nash (NU leads 1-0)

1-30-16	A	W	24-20
---------	---	---	-------

Butler (NU leads 2-1)

12-30-29	A	L	26-38
2-2-31	H	W	32-14
12-29-86	N	W	67-56
Totals			125-108

California (NU trails 6-7)

1-7-38	H	W	38-32
12-26-38	A	W	46-43
12-27-38	A	L	30-58
1-6-40	H	W	46-32
12-26-40	A	L	24-30
12-11-50	A	L	59-62
12-22-61	A	L	49-50
12-21-64	H	W	87-80
12-22-64	H	W	63-59
12-10-65	A	L	71-87
12-11-65	A	W	70-68
12-21-68	N	L	73-86
12-8-72	N	L	50-75
Totals			706-762

California-Davis (NU leads 1-0)

12-16-77	H	W	69-64
----------	---	---	-------

California-Irvine (Series tied 2-2)

12-1-69	H	W	76-73
---------	---	---	-------

12-28-84	N	W	73-67
12-2-85	H	L	80-87
11-28-86	A	L	101-109
Totals			330-336

Cal-Santa Barbara (NU leads 2-0)

12-22-78	N	W	75-55
12-27-02	N	W	60-57
Totals			135-112

Cal State-Bakersfield (NU leads 1-0)

12-13-79	H	W	94-80
----------	---	---	-------

Cal State Fullerton (NU leads 1-0)

12-4-67	H	W	111-74
---------	---	---	--------

Camp Funston (NU trails 0-1)

1917-18	H	L	14-43
---------	---	---	-------

Canisius (Series tied 1-1)

12-29-36	A	L	34-39
3-13-85	H	W	79-66
Totals			113-105

Carleton (NU trails 0-2)

1-4-32	H	L	30-40
12-22-32	A	L	19-23
Totals			49-63

Centenary (NU leads 1-0)

11-21-02	N	W	68-45
----------	---	---	-------

Central City (NU leads 1-0)

1-26-07	H	W	40-9
---------	---	---	------

Chaminade (NU leads 2-0)

11-29-87	A	W	76-75
12-28-88	A	W	86-85
Totals			162-160

College of Charleston (NU leads 1-0)

11-27-94	N	W	74-72
----------	---	---	-------

Cheyenne Business College (NU trails 0-1)

2-7-1903	A	L	28-42
----------	---	---	-------

Chicago Central (NU trails 0-1)

1904-05	A	L	22-59
---------	---	---	-------

Chicago State (NU leads 1-0)

1-16-90	H	W	92-57
---------	---	---	-------

Cincinnati (NU trails 0-3)

12-18-48	A	L	46-64
12-19-60	A	L	60-75
12-31-96	N	L	73-84
Totals			179-223

The Citadel (NU leads 3-0)

12-30-90	A	W	94-80
12-2-91	H	W	84-61
12-7-92	H	W	86-46
Totals			264-187

Colgate (NU leads 3-1)

2-25-21	H	L	15-21
2-26-21	H	W	24-15
12-4-92	H	W	108-76
12-5-98	H	W	60-48
Totals			207-160

Colorado College (NU leads 6-1)

2-4-03	A	W	39-11
1-14-20	A	W	32-19
1-15-20	A	L	23-25
3-5-20	H	W	23-9
3-6-20	H	W	33-12
1-4-29	A	W	32-24
1-5-29	A	W	48-26
Totals			230-127

Colorado State (NU leads 8-3)

12-23-47	H	W	67-47
12-19-49	H	W	63-43
12-19-70	H	W	69-65
12-16-72	N	L	51-57
12-22-80	H	W	54-48
12-23-81	A	L	51-58 (OT)
1-4-84	H	W	56-54
1-12-85	A	W	88-78 (2OT)
3-14-96	A	W	91-83
11-25-97	H	W	64-57
12-12-98	A	L	49-75
Totals			703-665

Columbia (NU leads 1-0)

1-2-88	H	W	82-62
--------	---	---	-------

Connecticut (NU trails 0-2)

3-19-92	N	L	65-86
3-21-97	A	L	67-76
Totals			132-162

Coppin State (NU leads 1-0)

12-6-96	H	W	88-72
---------	---	---	-------

Cornell (NU leads 2-0)

12-29-55	N	W	70-69
12-29-82	N	W	66-56
Totals			136-125

Cotner College (NU leads 4-1)

12-12-08	H	W	28-24
1-7-11	H	L	17-35
1-11-13	H	W	29-18
1-17-14	H	W	56-11
1916-17	W		42-10
Totals			172-98

Creighton (NU leads 21-14)

1922-23	A	L	24-46
1923-24	H	W	25-21
2-28-25	A	W	15-11
1-9-26	A	W	20-15
2-15-26	H	L	11-15
3-4-32	A	L	18-47
3-7-32	H	L	26-28
12-9-77	H	W	65-58
12-9-78	A	L	61-78
12-8-79	H	W	64-55
12-6-80	A	L	61-66 (OT)
12-5-81	H	W	86-46
12-4-82	A	W	65-62
12-3-83	H	W	65-56
3-15-84	A	W	56-54
12-8-84	A	W	78-73
12-7-85	H	W	71-52
12-6-86	A	L	66-78
1-3-87	H	W	70-65 (OT)
12-9-87	A	L	73-88
11-26-88	H	W	86-77
12-14-89	A	L	83-86
12-6-90	H	W	97-63
12-7-91	A	W	90-85
12-10-92	H	W	100-83
12-9-93	A	W	67-53
12-7-94	H	W	85-57
12-6-95	A	W	88-67
1-8-97	H	W	71-52

INTRODUCTION

OUTLOOK

PLAYERS

COACHES

STAFF

OPPONENTS

REVIEW

RECORDS

HISTORY

12-10-97	A	L	73-84
12-9-98	H	W	76-60
12-9-99	A	L	72-89
1-2-01	H	L	51-62
12-12-01	A	L	70-76
12-21-02	H	L	73-81
Totals			2,202-2,094

Crete (NU leads 1-0)

1-4-07	A	W	82-8
--------	---	---	------

Delaware State (NU leads 2-0)

12-29-94	H	W	94-52
12-20-95	H	W	88-41
Totals			182-93

Denver (NU leads 6-2)

3-1-1907	H	W	40-13
1-26-35	H	W	34-22
1-7-36	A	L	35-45
12-16-57	H	W	68-63
12-13-60	H	W	77-52
12-15-62	H	L	54-63
11-26-82	H	W	94-58
1-4-02	H	W	79-75 (OT)
Totals			481-391

Denver YMCA (NU leads 1-0)

2-3-1903	A	W	44-29
----------	---	---	-------

DePaul (NU trails 1-4)

3-4-08	A	W	25-18
12-22-33	A	L	13-33
2-24-39	H	L	33-37
12-11-43	A	L	15-55
3-28-83	N	L	58-68
Totals			144-211

Detroit (NU trails 3-4)

12-28-37	A	L	33-34
1-2-40	H	L	46-47
12-29-41	A	L	29-33
1-31-59	H	W	91-77
12-17-60	A	L	62-71
12-22-86	H	W	71-55
12-7-87	A	W	63-58
Totals			332-375

Doane (NU leads 2-0)

1-17-1899	H	W	52-7
1899-00	H	W	57-3
Totals			109-10

Drake (NU leads 43-14)

1-22-09	H	W	39-30
1-23-09	H	W	34-12
2-10-09	A	L	12-34
2-11-09	A	L	15-25
1-28-10	H	W	40-14
1-29-10	H	W	27-6
2-8-10	A	W	20-16
2-10-10	A	W	22-13
1-12-12	H	W	42-24
1-13-12	H	W	35-13
2-21-12	A	W	33-15
2-22-12	A	W	46-14
1-31-13	H	W	32-7
2-1-13	H	W	24-15
2-19-13	A	W	21-4
2-20-13	A	W	25-11
2-13-14	H	W	32-20
2-14-14	H	W	31-10
2-19-14	A	W	36-17
2-10-15	A	W	14-5
2-11-15	A	W	23-14
2-19-15	H	L	19-20
2-20-15	H	W	27-11
1-21-16	H	W	41-12

1-22-16	H	W	44-16
2-23-16	A	W	34-24
2-24-16	A	W	40-15
1916-17		W	23-13
1916-17		W	26-18
1917-18	A	W	32-10
1917-18	A	W	21-14
1-22-19	A	W	34-13
1-25-19	A	W	24-14
1-30-19	H	L	15-22
2-1-19	H	W	19-9
2-18-22	A	L	32-34
2-28-22	H	L	15-29
1922-23	H	L	18-30
1-25-23	A	L	25-36
1923-24	A	L	15-19
1923-24	H	L	12-25
1-17-25	H	W	20-8
3-2-25	A	L	10-18
2-2-26	A	W	23-21
3-1-26	H	W	22-21
1926-27	H	L	34-35
3-4-27	A	W	46-32
1-14-28	A	L	28-32
2-14-28	H	W	34-27
2-16-29	H	W	37-24
2-23-29	A	W	33-26
1-24-31	H	W	30-25
1-9-32	A	W	33-19
12-9-46	H	W	48-44
1-31-47	A	W	65-44
12-30-87	A	L	68-85
12-23-88	H	W	65-57
Totals			1,715-1,221

Duquesne (NU trails 1-2)

12-20-48	A	L	49-55
12-9-69	H	W	82-77
12-6-71	A	L	53-75
Totals			184-207

Eastern Illinois (NU leads 5-0)

12-3-90	A	W	94-64
1-4-92	H	W	81-68
1-2-93	H	W	70-54
11-23-99	H	W	81-78 (2OT)
11-21-00	H	W	85-71
Totals			411-335

Eastern Washington (NU leads 4-0)

12-3-79	H	W	82-68
1-14-84	H	W	105-71
12-21-91	H	W	102-67
12-31-02	H	W	63-60
Totals			289-206

Emporia State (NU leads 1-0)

2-4-56	H	W	72-59
--------	---	---	-------

Evansville (Series tied 1-1)

1-3-85	A	L	73-80
1-6-86	H	W	77-70
Totals			150-150

Florida A&M (NU leads 1-0)

12-20-93	H	W	86-61
----------	---	---	-------

Fond du Lac (NU trails 0-1)

1900-01	A	L	20-32
---------	---	---	-------

Fordham (NU leads 1-0)

12-30-92	N	W	79-55
----------	---	---	-------

Fort Dodge (NU leads 5-1)

1904-05		W	53-27
3-21-06	A	W	33-23
2-14-07	A	W	34-22

2-9-14	A	W	38-22
1917-18	H	W	19-16
1917-18	H	L	14-21
Totals			171-132

Fort Dodge Co. G (NU trails 0-1)

1-6-15	A	L	18-23
--------	---	---	-------

Fort Riley (NU leads 1-0)

2-20-06	A	W	43-13
---------	---	---	-------

Fresno State (NU leads 2-0)

12-15-51	H	W	72-48
3-22-96	A	W	83-71
Totals			155-119

Furman (NU leads 2-0)

1-4-88	A	W	75-74 (OT)
12-17-88	H	W	69-56
Totals			144-130

Gardner Naval Reserve (NU trails 0-2)

1-21-43	H	L	37-52
2-6-43	N	L	37-43
Totals			74-95

George Washington (NU trails 0-1)

1-2-37	A	L	22-41
--------	---	---	-------

Georgia (Series tied 1-1)

12-20-85	H	L	63-67
3-16-95	H	W	69-61
Totals			132-128

Georgia Southern (NU leads 1-0)

12-1-95	H	W	82-59
---------	---	---	-------

Georgia State (NU leads 2-0)

1-4-73	N	W	63-54
12-11-73	H	W	78-75 (OT)
Totals			141-129

Georgia Tech (NU trails 0-1)

12-28-83	A	L	49-66
----------	---	---	-------

Grambling State (NU leads 2-1)

1-6-88	H	L	68-71 (OT)
12-2-95	H	W	96-80
12-6-97	H	W	85-48
Totals			249-199

Great Lakes (NU trails 0-1)

1-24-42	H	L	40-50
---------	---	---	-------

Greeley H.S. (NU leads 1-0)

2-6-1903	A	W	25-15
----------	---	---	-------

Grinnell (NU leads 17-7)

2-23-07	A	L	21-27
3-7-08	A	L	14-37
1916-17		L	9-22
1-23-19	A	W	24-14
1-24-19	A	L	15-16
3-12-19	H	W	27-15
3-13-19	H	L	21-22
1-14-21	H	W	31-10
1-15-21	H	W	28-15
2-11-21	A	W	31-16
2-12-21	A	W	29-22
1-14-22	H	W	27-17
2-7-22	A	W	28-25
1-27-23	A	W	20-13
1922-23	H	L	17-32
1923-24	A	W	32-19

1923-24	H	W	32-18
2-9-25	H	W	35-27
3-3-25	A	L	21-36
1-16-26	H	W	24-14
1-30-26	A	W	39-18
1926-27	H	W	30-22
2-10-28	A	W	35-22
2-28-28	H	W	35-16
Totals			625-495

Hamline (NU leads 2-0)

1-7-15	A	W	20-9
1916-17		W	15-8
Totals			35-17

Harvard (NU leads 3-0)

12-30-48	N	W	56-54
1-3-53	H	W	92-53
12-1-89	H	W	117-79
Totals			265-186

Haskell (NU trails 0-2)

2-28-1902	A	L	29-79
1-17-1903	A	L	18-25
Totals			47-104

Hastings (NU leads 1-0)

1-13-20	A	W	47-9
---------	---	---	------

Hawaii (NU trails 2-4)

12-11-67	A	L	74-82
12-13-67	A	L	72-86
12-2-76	A	W	64-59
12-3-76	A	W	60-59
12-29-79	N	L	55-67
12-29-97	A	L	62-87
Totals			387-440

Hawaii-Hilo (NU trails 0-1)

12-1-76	A	L	66-71
---------	---	---	-------

Highland Park (NU trails 1-2)

1903-04		L	Score NA
1904-05		L	34-39
1-23-08	H	W	51-23
Totals			85-62

Hillyard's (NU trails 0-1)

1926-27	A	L	20-36
---------	---	---	-------

Houston (NU trails 0-3)

12-3-62	A	L	61-68
12-14-63	H	L	58-64
12-12-69	A	L	82-112
Totals			201-244

Hudson College (NU leads 1-0)

2-18-1907	A	W	26-25
-----------	---	---	-------

Idaho (NU trails 3-4)

12-23-49	H	W	66-45
12-17-71	H	W	90-49
1-2-80	A	L	55-64
11-29-80	H	L	53-64
12-5-88	A	L	68-83
12-11-89	H	L	72-79
12-28-90	H	W	85-65
Totals			489-449

Idaho State (NU leads 1-0)

12-3-94	H	W	98-72
---------	---	---	-------

Illinois (NU trails 2-7)

1-1-21	A	W	30-25
1-3-21	A	L	24-26
12-12-42	A	L	27-69
12-29-44	A	L	39-71
12-20-45	H	L	51-62

12-28-46	A	L	37-72
11-28-75	H	L	58-60
12-11-76	A	L	63-67
11-24-90	N	W	100-73
Totals			429-525

Illinois Wesleyan (NU leads 1-0)			
1-4-21	A	W	32-1

Independence (NU leads 1-0)			
2-22-06	A	W	41-16

Indiana (NU trails 1-8)			
2-5-20	H	L	20-24
2-6-20	H	W	38-18
12-23-37	A	L	42-43
12-15-39	H	L	39-49
12-15-41	A	L	29-56
12-30-42	H	L	39-40
12-30-44	A	L	42-65
12-21-74	A	L	60-97
12-30-82	N	L	50-67
Totals			369-449

Iona (NU leads 2-0)			
3-21-83	H	W	85-73
12-20-00	N	W	81-80
Totals			166-153

Iowa (NU trails 7-12)			
1-28-07	H	W	25-17
2-22-07	A	L	29-32
3-6-08	A	L	26-39
1-25-30	H	W	41-26
12-19-31	A	L	29-34
12-20-34	H	L	24-31
12-30-41	A	W	41-34
12-19-42	H	W	52-43
12-10-43	A	L	33-50
12-16-44	H	L	45-61
12-17-45	A	L	35-61
12-12-53	H	W	81-70
12-6-54	A	L	61-84
12-3-55	A	L	51-60
12-3-56	H	W	67-43
12-5-70	H	W	73-71
12-21-71	A	L	77-86
12-2-75	A	L	65-72
11-27-76	H	L	57-71
Totals			912-985

IPFW (NU leads 1-0)			
12-14-2002	H	W	63-46

Kansas City YMCA (NU leads 1-0)			
1-29-06	H	W	25-24

K.C. Athletic Club (NU trails 2-3)			
1-13-06	H	W	33-22
2-23-06	A	L	21-49
2-25-06	A	W	26-25
1923-24	A	L	18-27
1-2-26	A	L	20-36
Totals			118-159

Kent State (NU leads 2-0)			
12-5-92	H	W	85-61
12-21-00	N	W	69-68
Totals			154-129

Kentucky (NU trails 1-2)			
12-18-40	H	W	40-39
12-16-41	A	L	27-42
12-15-72	A	L	60-85
Totals			127-166

Knox (NU leads 1-0)			
2-26-20	A	W	31-24 (OT)

La Salle (Series tied 1-1)			
12-16-66	N	L	76-99
12-18-71	H	W	75-60
Totals			151-159

Lawrence (NU leads 1-0)			
1904-05		W	37-24

Lehigh (NU leads 1-0)			
12-4-87	H	W	71-66

Lewis (NU trails 0-1)			
1904-05		L	32-61

Lincoln High (NU leads 1-0)			
1903-04		W	49-26

Lincoln YMCA (NU leads 10-4)			
2-2-1897	H	W	11-8
2-23-1897	H	W	23-14
1-8-1898	H	L	9-15
2-1-1898	H	L	13-20
1899-00	H	W	39-7
1900-01	H	W	10-8
2-1-02	H	W	32-30
12-18-02	H	W	25-18
1-24-03	H	L	24-35
2-20-03	H	W	33-20
1903-04		W	Score NA
1903-04		W	Score NA
1903-04	H	W	31-12
12-17-08	H	L	16-34
Totals			266-221

Lincoln YMCA (NU leads 10-4)			
2-2-1897	H	W	11-8
2-23-1897	H	W	23-14
1-8-1898	H	L	9-15
2-1-1898	H	L	13-20
1899-00	H	W	39-7
1900-01	H	W	10-8
2-1-02	H	W	32-30
12-18-02	H	W	25-18
1-24-03	H	L	24-35
2-20-03	H	W	33-20
1903-04		W	Score NA
1903-04		W	Score NA
1903-04	H	W	31-12
12-17-08	H	L	16-34
Totals			266-221

Lipscomb (NU leads 1-0)			
1-7-2003	H	W	70-60

Long Beach State (NU leads 3-0)			
12-6-74	N	W	67-55
1-9-95	A	W	82-71
1-6-96	H	W	69-68
Totals			218-194

Louisiana State (NU trails 0-1)			
12-30-88	N	L	87-90

Louisville (NU trails 0-2)			
12-30-46	A	L	53-68
12-30-79	N	L	58-65
Totals			111-133

Loyola (Ill.) (Series tied 1-1)			
12-26-36	A	L	35-53
2-19-38	H	W	39-38
Totals			74-91

Loyola Marymount (NU leads 1-0)			
12-12-80	N	W	67-66

MacMurray (NU leads 1-0)			
12-15-73	H	W	76-50

Mankato State (NU leads 1-0)			
12-22-76	H	W	64-61

Marquette (Series tied 3-3)			
12-20-33	A	L	22-25
12-14-40	H	W	35-20
12-31-45	A	L	36-49
12-21-57	A	L	64-79
12-8-58	H	W	62-60
3-11-87	H	W	78-76
Totals			297-309

Marshall (NU trails 0-1)			
3-13-67	N	L	88-119

Marshfield (NU leads 1-0)			
2-19-07	A	W	33-16

Maryland-Baltimore County (NU leads 1-0)			
1-17-89	H	W	86-65

Memphis (NU trails 0-1)			
12-22-54	A	L	79-86

Menasha (NU leads 1-0)			
1904-05		W	37-19

Mesa (NU leads 1-0)			
1-7-83	H	W	94-57

Miami (NU leads 2-1)			
12-22-51	A	L	60-70
12-18-70	H	W	85-58
12-16-00	N	W	72-64
Totals			217-192

Miami (Ohio) (NU leads 2-1)			
12-17-62	H	W	72-69
11-27-89	A	L	71-91
12-22-90	H	W	88-73
Totals			231-233

Miami (Ohio) (NU leads 2-1)			
12-17-62	H	W	72-69
11-27-89	A	L	71-91
12-22-90	H	W	88-73
Totals			231-233

Michigan (NU trails 2-6)			
12-29-49	N	L	65-67
12-10-55	A	L	71-77
12-8-56	H	W	73-60
12-7-57	A	L	57-81
12-6-63	A	L	55-80
12-12-64	H	W	74-73
3-6-80	A	L	69-76
12-28-92	N	L	73-88
Totals			537-602

Michigan (NU trails 2-6)			
12-29-49	N	L	65-67
12-10-55	A	L	71-77
12-8-56	H	W	73-60
12-7-57	A	L	57-81
12-6-63	A	L	55-80
12-12-64	H	W	74-73
3-6-80	A	L	69-76
12-28-92	N	L	73-88
Totals			537-602

Michigan State (NU trails 6-8)			
2-13-20	H	W	43-26
2-14-20	H	W	39-20
12-27-56	N	L	65-79
12-20-58	A	L	55-80
12-17-59	H	L	80-82 (OT)
12-20-67	A	L	70-74
12-16-68	H	W	73-59
12-29-83	N	L	45-58
11-30-88	H	L	75-77
11-29-89	A	L	69-80
11-28-90	H	W	71-69
12-4-91	A	L	78-101
12-18-93	A	W	85-81
12-10-94	H	W	96-91 (OT)
Totals			944-977

Michigan State (NU trails 6-8)			
2-13-20	H	W	43-26
2-14-20	H	W	39-20
12-27-56	N	L	65-79
12-20-58	A	L	55-80
12-17-59	H	L	80-82 (OT)
12-20-67	A	L	70-74
12-16-68	H	W	73-59
12-29-83	N	L	45-58
11-30-88	H	L	75-77
11-29-89	A	L	69-80
11-28-90	H	W	71-69
12-4-91	A	L	78-101
12-18-93	A	W	85-81
12-10-94	H	W	96-91 (OT)
Totals			944-977

Middle Tennessee State (NU trails 0-1)			
12-8-73	N	L	65-76

Millikin (NU trails 0-1)			
1-4-35	A	L	35-36

Minneapolis YMCA (NU leads 1-0)			
1903-04		W	15-10

Minnesota (NU trails 14-47)			
2-15-02	A	L	9-52
3-7-03	A	L	14-41
1903-04		L	21-42
1904-05		W	22-21
1904-05		W	28-25
2-15-07	A	L	19-20
2-16-07	A	L	18-20

Minnesota (NU trails 14-47)			
2-15-02	A	L	9-52
3-7-03	A	L	14-41
1903-04		L	21-42
1904-05		W	22-21
1904-05		W	28-25
2-15-07	A	L	19-20
2-16-07	A	L	18-20

Minnesota (NU trails 14-47)			
2-15-02	A	L	9-52
3-7-03	A	L	14-41
1903-04		L	21-42
1904-05		W	22-21
1904-05		W	28-25
2-15-07	A	L	19-20
2-16-07	A	L	18-20

Minnesota (NU trails 14-47)			
2-15-02	A	L	9-52
3-7-03	A	L	14-41
1903-04		L	21-42
1904-05		W	22-21
1904-05		W	28-25
2-15-07	A	L	19-20
2-16-07	A	L	18-20

Minnesota (NU trails 14-47)			
2-15-02	A	L	9-52
3-7-03	A	L	14-41
1903-04		L	21-42
1904-05		W	22-21
1904-05		W	28-25
2-15-07	A	L	19-20
2-16-07	A	L	18-20

Minnesota (NU trails 14-47)			
2-15-02	A	L	9-52
3-7-03	A	L	14-41
1903-04		L	21-42
1904-05		W	22-21
1904-05		W	28-25
2-15-07	A	L	19-20
2-16-07	A	L	18-20

Minnesota (NU trails 14-47)			
2-15-02	A	L	9-52
3-7-03	A	L	14-41
1903-04		L	21-42
1904-05		W	22-21
1904-05		W	28-25
2-15-07	A	L	19-20
2-16-07	A	L	18-20

Minnesota (NU trails 14-47)			
2-15-02	A	L	9-52
3-7-03	A	L	14-41
1903-04		L	21-42
1904-05		W	22-21
1904-05		W	28-25
2-15-07	A	L	19-20
2-16-07	A	L	18-20

Missouri Southern (NU leads 1-0)	12-2-77	H	W	61-54
Missouri Western (NU leads 1-0)	12-20-82	H	W	93-43
Monmouth (NU leads 1-0)	12-4-99	H	W	63-47
Montana (NU leads 2-1)	12-19-36	H	W	53-39
	12-23-80	H	W	69-46
	11-29-82	A	L	51-61
Totals				173-146
Montana State (NU leads 4-2)	1-11-30	H	L	30-61
	12-6-58	H	W	75-43
	12-23-59	A	L	58-64
	12-23-77	H	W	104-60
	12-3-84	H	W	86-65
	12-14-85	A	W	76-59
Totals				429-352
Morehead State (NU leads 2-0)	12-29-88	N	W	81-77
	12-2-94	H	W	96-55
Totals				177-132
Morningside (NU leads 7-0)	1903-04		W	57-27
	1-26-11	A	W	23-19
	1-27-12	A	W	62-10
	12-17-19	H	W	37-14
	12-18-19	H	W	39-9
	2-24-20	A	W	44-12
	2-25-20	A	W	50-13
Totals				312-104
Morrison (NU trails 0-1)	3-5-08	A	L	19-23
Muscatine (NU trails 0-1)	1-11-08	H	L	21-39
Murray State (NU trails 0-2)	11-25-90	N	L	79-81
	12-30-00	H	L	71-79
Totals				150-160
NATTC (NU trails 0-1)	1-15-45	A	L	34-57
Navy Pre-Flight (NU trails 0-2)	1-30-45	H	L	42-62
	2-20-45	A	L	41-55
Totals				83-117
Nebraska-Omaha (NU leads 1-0)	1-25-88	H	W	96-67
Nebraska Wesleyan (NU leads 20-6)	12-13-1898	H	W	37-5
	2-2-1899	A	W	57-3
	1899-00	H	W	42-9
	1-18-02	H	W	63-14
	1903-04		W	47-10
	1903-04		L	31-32
	1903-04		W	25-9
	1904-05		W	32-31
	1904-05		W	57-23
	1-11-07	A	W	38-26
	3-25-07	H	W	59-11
	12-18-07	A	W	33-19

3-8-09	A	L	32-62	
1-14-11	H	W	42-26	
1-18-13	H	W	39-26	
2-7-13	A	W	27-20	
1-23-14	H	W	29-20	
1-24-14	H	L	18-24	
2-5-15	A	W	13-9	
3-3-15	H	L	15-39	
2-18-16	A	L	19-23	
1916-17		W	27-14	
1916-17		L	15-18	
1917-18	A	W	18-10	
1917-18	H	W	24-14	
1922-23	H	W	24-22	
Totals			863-519	
Nevada-Las Vegas (Series tied 1-1)	12-23-78	A	L	63-79
	3-10-99	H	W	68-55
Totals			131-134	
Nevada (NU leads 3-1)	12-30-47	A	L	58-63
	12-14-70	H	W	116-71
	12-12-77	H	W	67-50
	3-18-97	A	W	78-68
Totals			319-252	
New Mexico St. (Series tied 1-1)	12-20-75	A	W	79-75
	3-19-93	N	L	79-93
Totals			158-168	
New Orleans (NU leads 1-0)	11-22-97	H	W	81-66
Niagara (NU leads 1-0)	1-1-38	A	W	43-37
North Carolina (NU trails 0-1)	1-6-73	N	L	62-79
N.C. A&T (NU leads 2-0)	11-28-98	H	W	65-47
	11-20-01	H	W	69-57
Totals			134-104	
UNC Greensboro (NU leads 2-0)	11-16-97	H	W	75-51
	11-14-98	H	W	79-59
Totals			154-110	
UNC Wilmington (NU leads 1-0)	12-5-97	H	W	85-68
North Dakota (Series tied 1-1)	12-29-33	A	L	22-50
	12-22-34	H	W	34-21
Totals			56-71	
North Dakota State (NU leads 1-0)	12-30-33	A	W	32-29
North Texas (NU leads 3-0)	11-24-72	H	W	64-46
	12-10-74	A	W	69-56
	12-2-88	H	W	90-84
Totals			223-186	
NE Louisiana (NU leads 1-0)	11-25-94	H	W	99-77
NE Missouri St. (NU leads 3-0)	12-14-73	H	W	67-54
	12-7-83	H	W	82-61

1-11-86	H	W	99-56	
Totals			248-171	
Northeastern Illinois (NU leads 2-0)	12-21-94	H	W	101-60
	12-18-95	H	W	94-76
Totals			195-136	
Northern Colorado (NU leads 1-0)	1-2-48	A	W	58-54
Northern Illinois (NU leads 2-1)	1-12-89	H	W	71-56
	12-5-89	A	L	56-65
	2-18-91	H	W	82-73
Totals			209-194	
Northern Iowa (NU leads 13-1)	12-11-48	H	W	63-52
	12-14-49	H	W	60-54
	12-19-50	H	W	63-55
	12-1-51	H	W	60-44
	12-1-60	H	W	78-68
	12-10-62	H	W	78-59
	12-7-70	H	W	95-71
	12-20-73	H	W	73-55
	12-29-81	A	W	53-42
	12-17-83	H	W	90-64
	12-31-93	H	W	70-63
	12-22-94	A	W	95-88 (OT)
	12-16-95	H	L	104-109
	2-13-97	A	W	77-69
Totals			1,056-893	
Northern Michigan (NU leads 1-0)	12-15-69	H	W	92-68
NW Missouri State (NU leads 10-0)	12-1-48	H	W	59-39
	12-7-49	H	W	58-39
	12-4-50	H	W	61-39
	12-11-51	H	W	59-43
	1-21-55	H	W	74-54
	12-1-58	H	W	85-44
	12-13-76	H	W	88-53
	12-20-80	H	W	79-59
	1-7-84	H	W	93-67
	1-5-87	H	W	105-64
Totals			761-501	
Northwestern (NU leads 3-1)	12-21-33	A	L	22-35
	11-29-75	H	W	79-68
	12-20-76	A	W	71-68
	11-27-99	N	W	61-52
Totals			233-223	
Notre Dame (NU leads 5-2)	2-20-20	A	W	25-18
	2-21-20	H	W	31-15
	2-18-21	H	W	25-18
	2-19-21	H	W	39-21
	12-9-57	A	L	56-69
	12-14-59	H	L	62-70
	12-11-61	H	W	65-61
Totals			303-262	
Ohio (NU leads 3-0)	12-19-57	H	W	61-53
	12-16-61	H	W	81-64
	12-3-93	H	W	94-68
Totals			236-185	

Ohio State (NU trails 2-4)	12-22-36	H	W	32-23
	12-11-37	A	L	31-42
	12-30-85	N	W	69-66
	12-5-87	H	L	63-72
	12-14-88	A	L	76-103
	3-20-89	A	L	74-85
Totals				345-391
Oklahoma City (Series tied 1-1)	1-18-64	H	W	74-65
	2-8-66	A	L	81-85 (OT)
Totals				155-150
Omaha Alumni (NU leads 3-0)	1-17-13	A	W	46-13
	1-10-14	A	W	44-22
	2-17-14	A	W	40-19
Totals				130-54
Omaha A.C. (NU leads 2-0)	1-9-20	H	W	51-10
	1-10-20	H	W	26-23
Totals				77-33
Omaha Christian (NU leads 1-0)	1903-04		W	35-26
Omaha YMCA (NU leads 6-3)	1-15-1898	H	L	12-16
	2-22-1898	A	W	10-9
	1-20-1899	H	W	21-14
	1899-00	H	W	26-14
	1900-01	A	W	13-11
	1900-01	H	W	20-12
	1900-01		L	20-28
	1904-05		W	24-21
	1904-05		L	29-30
Totals				175-155
Old Dominion (NU leads 1-0)	12-30-96	N	W	72-66
Oral Roberts (NU leads 2-1)	12-22-99	H	W	80-65
	11-18-00	A	L	83-87
	12-8-01	H	W	61-55
Totals				223-207
Oregon (NU leads 6-3)	12-22-41	H	L	42-49
	12-21-53	A	L	68-84
	12-22-53	A	L	72-74
	12-2-66	H	W	79-56
	12-7-69	A	W	85-77
	12-1-86	H	W	76-60
	12-12-87	A	W	67-62
	11-25-95	N	W	114-106
	12-29-95	N	W	99-76
Totals				702-644
Oregon State (NU trails 3-5)	12-30-40	A	L	38-61
	12-28-45	H	W	48-40
	12-19-53	A	L	55-83
	12-19-59	A	L	60-63
	12-21-59	N	L	65-67
	12-7-65	H	W	75-63
	12-6-69	A	L	67-79
	11-30-96	H	W	75-67
Totals				483-523
Ottumwa Navy (NU leads 2-0)	12-7-46	H	W	65-45
	2-1-47	A	W	72-53
Totals				137-98

Pacific (NU leads 3-1)			
12-10-66	H	W	90-78
12-19-75	N	W	85-59
1-4-2000	H	W	92-68
12-29-01	A	L	52-75
Totals			319-280

Pennsylvania (NU trails 0-1)			
3-17-94	N	L	80-90

Penn State (NU trails 1-2)			
12-9-80	H	W	75-50
12-21-81	A	L	58-60
3-21-95	H	L	59-65
Totals			192-175

Pentahlon (NU leads 1-0)			
12-27-44	H	W	54-40

Pepperdine (NU leads 1-0)			
12-2-89	H	W	104-100

Pittsburgh (NU trails 1-3)			
1-4-30	A	L	27-34
12-19-30	H	L	22-23
12-11-99	H	W	69-57
12-2-00	A	L	51-52
Totals			169-166

Port Washington (NU leads 1-0)			
1904-05		W	47-36

Portage Co. F (NU trails 0-2)			
2-20-07	A	L	23-27
3-2-08	A	L	16-39
Totals			39-66

Portland (NU leads 2-0)			
12-17-66	N	W	71-69
12-4-93	H	W	111-85
Totals			182-154

Portland State (NU leads 1-0)			
12-1-79	H	W	74-52

Princeton (NU leads 1-0)			
12-27-57	N	W	74-64

Purdue (NU trails 2-6)			
12-8-47	H	L	56-60
12-17-48	A	L	47-64
12-17-56	H	W	65-62
12-14-57	H	L	61-70
12-7-63	A	L	75-81
12-5-64	H	W	96-85
12-2-78	H	L	47-58
12-11-79	A	L	56-78
Totals			503-558

Ripon (NU trails 0-1)			
1904-05		L	28-32

Rutgers (NU trails 0-1)			
11-28-99	N	L	62-81

Sacramento State (NU leads 3-0)			
12-13-78	H	W	91-56
1-6-82	H	W	93-61
1-20-93	H	W	86-70
Totals			270-187

Sacred Heart (NU leads 1-0)			
1-24-13	A	W	31-9

Saint Louis (Series tied 3-3)			
12-28-29	A	L	27-37

2-12-30	H	W	45-43
2-10-32	H	L	28-31
3-3-34	H	W	29-25
1-5-35	A	L	28-30
11-23-90	N	W	107-79
Totals			264-245

St. Mary's (Calif.) (Series tied 1-1)			
12-17-46	H	L	54-58
12-10-75	H	W	68-57
Totals			122-115

St. Joseph's (Iowa) (NU leads 3-0)			
1-23-13	A	W	25-11
2-5-14	A	W	48-11
1916-17		W	21-11
Totals			94-33

St. Joseph's (Pa.) (NU leads 1-0)			
3-28-96	N	W	60-56

St. Thomas (Minn.) (NU leads 1-0)			
1916-17		W	23-8

St. Thomas (Pa.) (NU leads 1-0)			
12-30-36	A	W	42-41

Sam Houston State (NU leads 3-1)			
1-5-89	H	W	89-70
1-6-90	H	W	99-91
11-23-91	H	W	91-42
12-15-01	H	L	70-74
Totals			349-277

San Diego State (NU trails 0-1)			
12-3-71	H	L	61-63

San Francisco (NU leads 2-1)			
12-30-86	N	W	66-60
12-27-98	A	W	62-52
12-20-99	H	L	60-64
Totals			188-176

San Jose State (Series tied 2-2)			
12-29-47	A	L	38-39
12-23-71	H	W	80-63
12-17-74	H	L	66-80
12-3-88	H	W	90-76
Totals			274-258

Santa Clara (NU trails 1-2)			
1-3-36	A	L	48-61
12-12-50	A	W	53-38
12-29-84	A	L	59-78
Totals			160-177

Savannah State (NU leads 1-0)			
1-2-2002	H	W	66-47

Shattuck (NU leads 2-0)			
1904-05		W	44-22
3-22-06	A	W	59-23
Totals			103-45

Simpson (Series tied 1-1)			
2-18-14	A	L	21-22
1916-17		W	20-13
Totals			41-35

Sioux City YMCA (Series tied 1-1)			
2-17-02	A	W	42-24
1903-04		L	14-49
Totals			56-73

Sonoma State (NU leads 1-0)			
1-5-81	H	W	84-49

South Carolina (Series tied 1-1)			
1-6-76	H	W	69-68
1-3-77	A	L	49-54
Totals			118-122

South Dakota (NU leads 30-5)			
2-4-11	H	W	30-25
1-23-20	H	W	41-12
1-24-20	H	W	33-12
1-21-21	H	W	39-13
12-18-25	H	L	19-20
12-20-28	H	W	36-25
1-15-29	H	W	46-28
12-13-30	A	W	18-17
12-12-31	H	L	36-41
2-18-33	H	W	34-25
2-3-36	H	W	48-27
12-11-36	A	L	31-33
12-17-37	H	W	44-28
12-10-38	H	W	44-30
12-9-39	H	W	39-15
12-6-40	A	L	39-40
12-12-41	H	W	48-28
12-7-42	A	L	30-40
12-18-43	H	W	41-31
12-11-45	H	W	52-29
12-4-46	H	W	68-37
12-16-47	H	W	65-38
1-29-49	H	W	72-50
1-2-50	H	W	47-40
1-3-51	H	W	74-49
1-26-52	H	W	82-59
12-6-52	H	W	65-53
12-15-53	H	W	70-53
12-11-54	H	W	87-51
12-7-64	H	W	74-63
12-18-65	H	W	77-60
12-5-67	H	W	94-61
1-3-76	H	W	72-59
12-10-77	H	W	74-64
12-1-84	H	W	101-69
Totals			1,870-1,325

South Dakota State (NU leads 9-0)			
1-14-30	H	W	29-27
2-1-46	H	W	52-50
2-4-47	H	W	53-34
2-3-48	H	W	66-56
12-3-49	H	W	61-32
12-2-57	H	W	64-52
11-30-74	H	W	87-72
11-30-79	H	W	100-83
12-7-81	H	W	70-51
Totals			582-457

South Florida (NU trails 0-1)			
12-5-02	A	L	60-65

Southern Colorado (NU leads 1-0)			
11-29-84	H	W	89-67

Southern Illinois (NU leads 2-0)			
11-26-85	H	W	85-50
12-10-86	A	W	87-85
Totals			172-135

Southern Methodist (NU leads 4-2)			
12-19-51	A	L	55-61
12-7-61	H	W	63-60
12-12-70	A	L	75-80
12-11-71	H	W	84-76
12-20-74	N	W	69-67
12-22-00	N	W	72-70
Totals			418-414

Southern Mississippi (NU trails 0-2)			
3-24-87	N	L	75-82
11-26-99	N	L	48-75
Totals			123-157

Southern Utah (NU leads 3-0)			
11-30-91	A	W	106-101
1-5-93	H	W	100-85
1-5-94	H	W	89-85
Totals			295-271

SW Missouri State (NU leads 1-0)			
1-15-83	H	W	98-46

SW Texas State (NU leads 1-0)			
12-4-98	H	W	63-54

SW Louisiana (NU trails 0-1)			
12-29-92	N	L	80-109

Springfield (Mass.) (NU leads 1-0)			
12-17-52	H	W	82-73

Stanford (NU trails 3-6)			
1-3-33	H	L	17-21
1-2-35	H	L	31-34
1-4-36	A	L	39-42
1-3-39	A	L	47-56
12-20-39	H	W	48-47
12-27-40	A	L	46-57
12-27-47	A	W	51-47
12-23-61	A	L	59-72
12-20-65	H	W	71-67
Totals			409-443

Stevens Point A.C. (NU trails 0-1)			
1900-01	A	L	13-38

Tampa (NU trails 0-1)			
12-21-51	A	L	76-81

Temple (NU trails 0-1)			
1-1-37	A	L	27-43

Tennessee Tech (NU leads 1-0)			
12-14-90	H	W	113-92

Texas-Arlington (NU leads 1-0)			
12-21-92	H	W	116-95

TCU (NU leads 3-2)			
12-20-51	A	L	57-58 (OT)
12-11-70	A	W	69-64
12-11-72	H	W	72-58
3-24-83	H	W	67-57
3-15-99	A	L	89-101
Totals			354-338

Texas-San Antonio (NU leads 5-0)			
11-27-93	H	W	96-85
12-3-96	H	W	79-76
11-29-97	H	W	68-59
11-28-01	H	W	81-63

INTRODUCTION

OUTLOOK

PLAYERS

COACHES

STAFF

OPPONENTS

REVIEW

RECORDS

HISTORY

INTRODUCTION
OUTLOOK
PLAYERS
COACHES
STAFF
OPPONENTS
REVIEW
RECORDS
HISTORY

12-1-02	H	W	69-53
Totals			393-336
Toledo (NU leads 3-0)			
12-8-90	H	W	105-68
1-2-92	A	W	57-52
11-24-95	N	W	72-59
Totals			234-179
Topeka YMCA (Series tied 1-1)			
3-3-02	A	L	36-52
3-22-02	H	W	27-13
Totals			63-65
Tulane (NU leads 2-0)			
3-17-83	H	W	72-65
3-26-96	N	W	90-78
Totals			162-143
Tulsa (NU trails 0-2)			
12-1-97	A	L	68-85
12-1-98	H	L	49-52
Totals			117-137
UCLA (NU trails 2-5)			
12-29-38	A	W	35-30
12-30-38	A	L	40-42
12-20-41	H	L	36-42
12-16-55	H	W	71-65
11-30-56	A	L	56-69
12-1-56	A	L	60-78
3-19-85	A	L	63-82
Totals			361-408
UMKC (NU leads 10-1)			
12-8-82	H	W	69-50
11-25-89	H	W	91-76
1-9-91	A	W	97-78
1-20-92	H	W	74-71
1-9-93	A	W	66-65
1-5-94	H	W	92-71
1-18-95	A	W	63-60
1-17-96	H	W	87-69
12-11-96	A	W	76-64
12-30-98	A	W	81-65
12-8-00	H	L	71-82
Totals			864-751
USC (NU trails 1-5)			
12-21-62	H	L	49-58
12-22-62	H	L	53-55
12-20-63	A	L	73-79
12-21-63	A	L	64-79
11-25-91	H	W	93-84
12-23-92	A	L	64-74
Totals			396-429
Utah (NU trails 1-2)			
12-30-35	A	W	48-47
12-27-39	H	L	40-63
12-13-80	A	L	55-57
Totals			143-167
Utah State (NU leads 2-0)			
12-7-60	H	W	65-60
3-8-78	H	W	67-66
Totals			132-126
Valparaiso (NU leads 2-0)			
2-27-20	A	W	30-17
2-28-20	A	W	35-20
Totals			65-37
Vanderbilt (NU trails 2-4)			
12-21-55	H	L	48-66
12-22-56	A	L	54-78
12-7-73	A	L	58-82
12-23-74	H	W	81-66

12-22-75	A	W	68-57
12-30-97	N	L	69-80
Totals			378-429
Villanova (NU trails 0-2)			
11-27-87	N	L	53-70
11-19-98	N	L	60-75
Totals			113-145
Virginia (NU leads 1-0)			
12-27-97	N	W	80-65
Virginia Tech (NU trails 0-1)			
11-26-94	N	L	81-87
Wagner (NU leads 1-0)			
12-30-89	H	W	88-67
Washburn (NU leads 1-0)			
1-16-08	A	W	26-25
Washington (NU trails 3-6)			
12-27-30	A	L	38-41
12-29-30	A	L	24-27
12-30-30	A	L	32-38
12-8-50	A	L	49-54
12-9-50	A	L	53-71
12-6-75	H	L	63-75
11-29-76	A	W	59-58 (OT)
3-21-87	H	W	81-76
3-12-97	H	W	67-63
Totals			466-503
Washington (Mo.) (NU leads 12-6)			
1917-18	A	L	17-44
2-7-19	H	W	35-25
2-8-19	H	W	28-13
1-7-22	H	W	31-23
2-25-22	A	W	33-32
1922-23	H	L	32-34
1922-23	A	W	24-22
2-9-24	A	W	32-18
1923-24	H	W	38-17
2-20-25	A	W	24-20
3-5-25	H	L	16-36
2-20-26	H	W	26-20
3-6-26	A	L	14-22
1926-27	A	W	37-20
1926-27	H	W	41-24
12-16-27	A	L	27-28
1-9-28	H	L	19-30
1-11-49	H	W	48-45
Totals			522-473
Washington State (NU leads 6-2)			
12-12-66	H	W	100-75
12-13-66	H	W	80-78
12-8-67	A	L	70-93
12-9-67	A	W	91-76
12-22-84	H	L	58-63
12-12-85	A	W	79-72
3-19-96	H	W	82-73
11-21-98	N	W	95-84
Totals			655-614
Weber State (NU leads 1-0)			
11-26-96	H	W	83-66
Wesleyan Auto (NU trails 0-1)			
3-5-14	H	L	19-31
West Virginia (NU trails 0-1)			
1-2-30	A	L	19-45

Western Carolina (NU trails 0-1)			
12-3-99	H	L	72-74
Western Illinois (NU leads 4-0)			
12-21-77	H	W	73-72
12-17-94	H	W	69-62
11-19-97	H	W	86-57
12-5-01	H	W	72-53
Totals			300-244
Western Kentucky (NU trails 0-2)			
12-31-46	A	L	56-74
3-14-86	N	L	59-67
Totals			125-141
Western Reserve (NU leads 2-0)			
12-28-36	A	W	41-35
12-21-48	A	W	83-80
Totals			124-115
Wichita State (NU leads 6-5)			
12-12-55	A	L	46-71
12-3-60	H	L	63-65
12-4-61	A	L	49-79
12-10-68	H	W	94-92 (3OT)
12-6-69	A	W	81-79 (OT)
12-23-70	A	W	72-71
12-4-71	H	L	61-74
1-7-74	A	L	58-66
12-14-74	H	W	78-65
12-12-92	A	W	71-64
12-11-93	H	W	94-72
Totals			767-798
Winthrop (NU leads 2-0)			
11-27-00	H	W	65-44
11-24-01	H	W	73-65
Totals			138-109
Wisconsin (NU leads 10-6)			
1903-04	H	W	25-22
2-21-07	A	L	31-35
3-3-08	A	L	4-43
1-4-22	A	L	14-27
12-30-39	A	W	53-43
1-4-41	H	L	31-46
12-19-55	A	L	52-71
12-10-56	H	W	53-51
12-1-65	A	W	101-88
11-30-68	H	W	68-55
12-27-79	N	W	83-82 (OT)
12-5-83	A	W	71-69 (2OT)
12-12-84	H	W	53-51
12-11-90	A	W	75-63
12-11-91	H	W	86-67
11-22-98	N	L	41-78
Totals			841-891
LW-Green Bay (NU leads 2-0)			
1-2-91	A	W	70-63
12-30-91	H	W	76-68
Totals			146-131
LW-Oshkosh (NU leads 1-0)			
1-4-80	H	W	96-72
LW-Stevens Point (NU leads 2-0)			
11-30-81	H	W	74-45
1-9-85	H	W	69-62
Totals			143-107
LW-Stout (NU leads 1-0)			
11-23-85	H	W	71-53

LW-Superior (NU trails 0-1)			
12-28-31	A	L	34-36
Wofford (NU leads 1-0)			
12-2-2001	H	W	65-46
Wyoming (NU leads 15-10)			
1-20-34	H	L	24-33
12-15-34	A	L	23-26
12-27-35	A	W	46-42
1-13-36	H	W	31-22
12-23-38	H	W	38-30
12-5-57	H	W	77-66
12-20-61	A	L	70-71
12-2-63	H	W	79-72
12-3-64	A	L	68-94
12-7-66	A	L	98-102
12-23-67	H	W	82-74
12-1-70	A	W	68-63
12-1-71	H	W	81-63
12-1-72	A	L	59-65
12-1-73	H	W	70-62
11-28-80	H	L	59-62 (OT)
11-27-81	A	L	48-62
12-18-82	H	W	68-57
12-20-83	A	W	67-64
12-10-84	H	W	79-65
11-30-85	A	W	64-53
12-20-86	H	W	62-61
12-19-87	A	L	58-87
1-23-89	H	W	71-58
1-22-90	A	L	65-95
Totals			1,555-1,487
Xavier (NU trails 0-2)			
3-19-84	A	L	57-58
3-14-91	N	L	84-89
Totals			141-147
York College (NU leads 1-0)			
1916-17	W		23-14

Series Record vs. All Opponents

Opponent	First Mtg.	Last Mtg.	W-L
Air Force	1960	1982	4-1
Alabama	1955	1986	0-2
Ala.-Birmingham	1979	1980	2-0
Alaska-Fairbanks	2000	2002	1-1
Angelo State	1980	1980	1-0
Appalachian State	1993	1995	2-1
Arizona	1961	2000	2-2
Arizona State	1969	2002	1-3
Arkansas	1933	1998	2-6
Arkansas-Little Rock	1987	1987	1-0
Arkansas State	1989	1989	1-0
Arkansas Tech	1979	1979	1-0
Augustana (S.D.)	1969	1984	3-0
Baker	1905	1906	3-0
Ball State	1981	2002	1-2
Baylor	1950	2003	8-5
Bellevue	1906	1906	1-0
Bowling Green	1991	1997	2-1
Bradley	1938	1959	2-5
Brandeis (Omaha)	1917	1917	1-0
Brigham Young	1931	1936	1-3
Brooklyn	1987	1988	2-0
Brown Coll. "B" Tm	1906	1906	1-0
Burgess-Nash	1916	1916	1-0
Butler	1930	1987	2-1
California	1938	1973	6-7
California-Davis	1978	1978	1-0
California-Irvine	1970	1987	2-2
Cal Santa Barbara	1979	2002	2-0
Cal State-Bakersfield	1980	1980	1-0
Cal State Fullerton	1968	1968	1-0
Camp Funston	1918	1918	0-1
Canisius	1937	1985	1-1
Carleton	1932	1933	0-2
Centenary	2002	2002	1-0
Central City	1907	1907	1-0
Chaminade	1988	1989	2-0
College of Charleston	1995	1995	1-0
Cheyenne Bus. Coll.	1903	1903	0-1
Chicago Central	1905	1905	0-1
Chicago State	1990	1990	1-0
Cincinnati	1949	1997	0-3
The Citadel	1991	1993	3-0
Colgate	1921	1999	3-1
Colorado	1903	2003	69-63
Colorado College	1903	1929	6-1
Colorado State	1948	1999	8-3
Columbia	1988	1988	1-0
Connecticut	1992	1997	0-2
Coppin State	1997	1997	1-0
Cornell (N.Y.)	1956	1983	2-0
Cotner College	1909	1917	4-1
Creighton	1923	2002	21-14
Crete	1907	1907	1-0
Delaware State	1995	1996	2-0
Denver	1907	2003	6-2
Denver YMCA	1903	1903	1-0
DePaul	1908	1983	1-4
Detroit	1938	1988	3-4
Doane	1899	1900	2-0
Drake	1909	1989	43-14
Duquesne	1949	1972	1-2
Eastern Illinois	1991	2001	5-0
Eastern Washington	1980	2002	4-0
Emporia State	1956	1956	1-0
Evansville	1985	1986	1-1
Florida A&M	1994	1994	1-0
Fond du Lac	1901	1901	0-1
Fordham	1993	1993	1-0
Fort Dodge	1905	1918	5-1
Fort Dodge Co. G	1915	1915	0-1
Fort Riley	1906	1906	1-0
Fresno State	1952	1996	2-0
Furman	1988	1989	2-0
Gardner Naval Res.	1943	1943	0-2
George Washington	1937	1937	0-1
Georgia	1986	1995	1-1
Georgia Southern	1996	1996	1-0
Georgia State	1973	1974	2-0
Georgia Tech	1984	1984	0-1
Grambling State	1988	1998	2-1
Great Lakes	1942	1942	0-1
Greeley H.S.	1903	1903	1-0
Grinnell	1907	1928	17-7
Hamline	1915	1917	2-0
Harvard	1949	1990	3-0
Haskell	1902	1903	0-2
Hastings	1920	1920	1-0
Hawaii	1968	1998	2-4
Hawaii-Hilo	1977	1977	0-1
Highland Park	1904	1908	1-2
Hillyard's	1927	1927	0-1
Houston	1963	1970	0-3
Hudson College	1907	1907	1-0
Idaho	1950	1990	3-4
Idaho State	1995	1995	1-0
Illinois	1921	1991	2-7
Illinois Wesleyan	1921	1921	1-0
Independence Coll.	1906	1906	1-0
Indiana	1920	1983	1-8
Iona	1983	2001	2-0
Iowa	1907	1977	7-12
Iowa State	1909	2003	125-93
IPFW	2002	2002	1-0
Kansas	1900	2003	70-153
Kansas City YMCA	1906	1906	1-0
Kansas State	1908	2002	88-116
K.C. Athletic Club	1906	1926	2-3
Kent State	1993	2001	2-0
Kentucky	1941	1973	1-2
Knox	1920	1920	1-0
La Salle	1967	1972	1-1
Lawrence	1905	1905	1-0
Lehigh	1988	1988	1-0
Lewis	1905	1905	0-1
Lincoln High School	1904	1904	1-0
Lincoln YMCA	1897	1909	10-4
Lipscomb	2002	2002	1-0
Long Beach State	1975	1996	3-0
Louisiana State	1989	1989	0-1
Louisville	1947	1980	0-2
Loyola (Ill.)	1937	1938	1-1
Loyola Marymount	1981	1981	1-0
MacMurray	1974	1974	1-0
Mankato State	1977	1977	1-0
Marquette	1934	1987	3-3
Marshall	1967	1967	0-1
Marshfield	1907	1907	1-0
Md.-Baltimore Co.	1989	1989	1-0
Memphis	1955	1955	0-1
Menasha	1905	1905	1-0
Mesa	1983	1983	1-0
Miami	1952	2001	2-1
Miami (Ohio)	1963	1991	2-1
Michigan	1950	1993	2-6
Michigan State	1920	1994	6-8
Middle Tenn. State	1974	1974	0-1
Millikin	1935	1935	0-1
Minneapolis YMCA	1904	1904	1-0
Minnesota	1902	2002	14-47
Minnesota Ag Coll.	1903	1903	0-1
Minnesota-Duluth	1974	1974	1-0
Mississippi	1978	1979	1-1
Mississippi State	1996	1996	0-1
Missouri	1908	2003	83-116
Missouri-St. Louis	1987	1987	1-0
Missouri Southern	1978	1978	1-0
Missouri Western	1983	1983	1-0
Monmouth	2000	2000	1-0
Montana	1937	1983	2-1
Montana State	1930	1986	4-2
Morehead State	1989	1995	2-0
Morningside	1904	1920	7-0
Morrison	1908	1908	0-1
Muscatine	1908	1908	0-1
Murray State	1991	2001	0-2
NATTC	1945	1945	0-1
Navy Pre-Flight	1945	1945	0-2
Nebraska-Omaha	1988	1988	1-0
Nebraska Wesleyan	1899	1923	20-6
Nevada-Las Vegas	1979	1999	1-1
Nevada	1948	1997	3-1
New Mexico State	1976	1993	1-1
New Orleans	1998	1998	1-0
Niagara	1938	1938	1-0
North Carolina	1973	1973	0-1
North Carolina A&T	1999	2002	2-0
UNC Greensboro	1998	1999	2-0
UNC Wilmington	1998	1998	1-0
North Dakota	1934	1935	1-1
North Dakota State	1934	1934	1-0
North Texas	1973	1989	3-0
NE Missouri State	1974	1986	3-0
Northeastern Illinois	1995	1996	2-0
Northern Colorado	1948	1948	1-0
Northern Illinois	1989	1991	2-1
Northern Iowa	1949	1997	13-1
Northern Michigan	1970	1970	1-0
NW Missouri State	1949	1987	10-0
Northwestern	1934	2000	3-1
Notre Dame	1920	1962	5-2
Ohio	1958	1994	3-0
Ohio State	1937	1989	2-4
Oklahoma	1921	2003	78-99
Oklahoma City	1964	1966	1-1
Oklahoma State	1927	2003	59-48
Omaha Alumni	1913	1915	3-0
Omaha Ath. Club	1920	1920	2-0
Omaha Christian	1904	1904	1-0
Omaha YMCA	1898	1905	6-3
Old Dominion	1997	1997	1-0
Oral Roberts	2000	2002	2-1
Oregon	1942	1996	6-3
Oregon State	1941	1997	3-5
Ottumwa Navy	1947	1947	2-0
Pacific	1967	2002	3-1
Penn State	1981	1995	1-2
Pentathlon	1945	1945	1-0
Pepperdine	1990	1990	1-0
Pittsburgh	1930	2001	1-3
Port Washington	1905	1905	1-0
Portage Co. F	1907	1908	0-2
Portland	1967	1994	2-0
Portland State	1980	1980	1-0
Princeton	1958	1958	1-0
Purdue	1948	1980	2-6
Ripon	1905	1905	0-1
Rutgers	2000	2000	0-1
Sacramento State	1979	1993	3-0
Sacred Heart Coll.	1913	1913	1-0
Saint Louis	1930	1991	3-3
St. Mary's (Calif.)	1947	1976	1-1
St. Joseph's (Iowa)	1913	1917	3-0
St. Joseph's (Pa.)	1996	1996	1-0
St. Thomas (Minn.)	1917	1917	1-0
St. Thomas (Pa.)	1937	1937	1-0
Sam Houston State	1989	2002	3-1

INTRODUCTION

OUTLOOK

PLAYERS

COACHES

STAFF

OPPONENTS

REVIEW

RECORDS

HISTORY

INTRODUCTION

San Diego State	1972	1972	0-1
San Francisco	1987	2000	2-1
San Jose State	1948	1989	2-2
Santa Clara	1936	1985	1-2
Savannah State	2002	2002	1-0
Shattuck	1905	1906	2-0
Simpson	1914	1917	1-1
Sioux City YMCA	1902	1904	1-1
Sonoma State	1981	1981	1-0
South Carolina	1976	1977	1-1
South Dakota	1911	1985	30-5
South Dakota State	1930	1982	9-0
South Florida	2002	2002	0-1
Southern Colorado	1985	1985	1-0
Southern Illinois	1986	1987	2-0
Southern Methodist	1952	2001	4-2
Southern Mississippi	1987	2000	0-2
Southern Utah	1992	1994	3-0
SW Missouri State	1983	1983	1-0
Southwest Texas State	1999	1999	1-0
Southwestern La.	1993	1993	0-1
Springfield (Mass.)	1953	1953	1-0
Stanford	1933	1966	3-6
Stevens Point A.C.	1901	1901	0-1
Tampa	1952	1952	0-1
Temple	1937	1937	0-1
Tennessee Tech	1991	1991	1-0
Texas	1965	2003	4-10
Texas-Arlington	1993	1993	1-0
Texas A&M	1970	2003	8-3
Texas Christian	1952	1999	3-2
Texas-San Antonio	1994	2002	5-0
Texas Tech	1956	2003	11-7
Toledo	1991	1996	3-0
Topeka YMCA	1902	1902	1-1
Tulane	1983	1996	2-0
Tulsa	1998	1999	0-2
UCLA	1939	1985	2-5
UMKC	1983	2001	10-1
USC	1963	1993	1-5
Utah	1936	1981	1-2
Utah State	1961	1978	2-0
Valparaiso	1920	1920	2-0
Vanderbilt	1956	1998	2-4
Villanova	1988	1999	0-2
Virginia	1998	1998	1-0
Virginia Tech	1995	1995	0-1
Wagner	1990	1990	1-0
Washburn	1908	1908	1-0
Washington	1931	1997	3-6
Washington (Mo.)	1918	1949	12-6
Washington State	1967	1999	6-2
Weber State	1997	1997	1-0
Wesleyan Auto	1914	1914	0-1
West Virginia	1930	1930	0-1
Western Carolina	2000	2000	0-1
Western Illinois	1978	2002	4-0
Western Kentucky	1947	1986	0-2
Western Reserve	1937	1949	2-0
Wichita State	1956	1994	6-5
Winthrop	2000	2002	2-0
Wisconsin	1904	1999	10-6
UW-Green Bay	1991	1992	2-0
UW-Oshkosh	1980	1980	1-0
UW-Stevens Point	1982	1985	2-0
UW-Stout	1986	1986	1-0
UW-Superior	1932	1932	0-1
Wofford	2002	2002	1-0
Wyoming	1934	1990	15-10
Xavier (Ohio)	1984	1991	0-2
York College	1917	1917	1-0

OUTLOOK

South Carolina	1976	1977	1-1
South Dakota	1911	1985	30-5
South Dakota State	1930	1982	9-0
South Florida	2002	2002	0-1
Southern Colorado	1985	1985	1-0
Southern Illinois	1986	1987	2-0
Southern Methodist	1952	2001	4-2
Southern Mississippi	1987	2000	0-2
Southern Utah	1992	1994	3-0
SW Missouri State	1983	1983	1-0
Southwest Texas State	1999	1999	1-0
Southwestern La.	1993	1993	0-1
Springfield (Mass.)	1953	1953	1-0
Stanford	1933	1966	3-6
Stevens Point A.C.	1901	1901	0-1
Tampa	1952	1952	0-1
Temple	1937	1937	0-1
Tennessee Tech	1991	1991	1-0
Texas	1965	2003	4-10
Texas-Arlington	1993	1993	1-0
Texas A&M	1970	2003	8-3
Texas Christian	1952	1999	3-2
Texas-San Antonio	1994	2002	5-0
Texas Tech	1956	2003	11-7
Toledo	1991	1996	3-0
Topeka YMCA	1902	1902	1-1
Tulane	1983	1996	2-0
Tulsa	1998	1999	0-2
UCLA	1939	1985	2-5
UMKC	1983	2001	10-1
USC	1963	1993	1-5
Utah	1936	1981	1-2
Utah State	1961	1978	2-0
Valparaiso	1920	1920	2-0
Vanderbilt	1956	1998	2-4
Villanova	1988	1999	0-2
Virginia	1998	1998	1-0
Virginia Tech	1995	1995	0-1
Wagner	1990	1990	1-0
Washburn	1908	1908	1-0
Washington	1931	1997	3-6
Washington (Mo.)	1918	1949	12-6
Washington State	1967	1999	6-2
Weber State	1997	1997	1-0
Wesleyan Auto	1914	1914	0-1
West Virginia	1930	1930	0-1
Western Carolina	2000	2000	0-1
Western Illinois	1978	2002	4-0
Western Kentucky	1947	1986	0-2
Western Reserve	1937	1949	2-0
Wichita State	1956	1994	6-5
Winthrop	2000	2002	2-0
Wisconsin	1904	1999	10-6
UW-Green Bay	1991	1992	2-0
UW-Oshkosh	1980	1980	1-0
UW-Stevens Point	1982	1985	2-0
UW-Stout	1986	1986	1-0
UW-Superior	1932	1932	0-1
Wofford	2002	2002	1-0
Wyoming	1934	1990	15-10
Xavier (Ohio)	1984	1991	0-2
York College	1917	1917	1-0

PLAYERS

Stevens Point A.C.	1901	1901	0-1
Tampa	1952	1952	0-1
Temple	1937	1937	0-1
Tennessee Tech	1991	1991	1-0
Texas	1965	2003	4-10
Texas-Arlington	1993	1993	1-0
Texas A&M	1970	2003	8-3
Texas Christian	1952	1999	3-2
Texas-San Antonio	1994	2002	5-0
Texas Tech	1956	2003	11-7
Toledo	1991	1996	3-0
Topeka YMCA	1902	1902	1-1
Tulane	1983	1996	2-0
Tulsa	1998	1999	0-2
UCLA	1939	1985	2-5
UMKC	1983	2001	10-1
USC	1963	1993	1-5
Utah	1936	1981	1-2
Utah State	1961	1978	2-0
Valparaiso	1920	1920	2-0
Vanderbilt	1956	1998	2-4
Villanova	1988	1999	0-2
Virginia	1998	1998	1-0
Virginia Tech	1995	1995	0-1
Wagner	1990	1990	1-0
Washburn	1908	1908	1-0
Washington	1931	1997	3-6
Washington (Mo.)	1918	1949	12-6
Washington State	1967	1999	6-2
Weber State	1997	1997	1-0
Wesleyan Auto	1914	1914	0-1
West Virginia	1930	1930	0-1
Western Carolina	2000	2000	0-1
Western Illinois	1978	2002	4-0
Western Kentucky	1947	1986	0-2
Western Reserve	1937	1949	2-0
Wichita State	1956	1994	6-5
Winthrop	2000	2002	2-0
Wisconsin	1904	1999	10-6
UW-Green Bay	1991	1992	2-0
UW-Oshkosh	1980	1980	1-0
UW-Stevens Point	1982	1985	2-0
UW-Stout	1986	1986	1-0
UW-Superior	1932	1932	0-1
Wofford	2002	2002	1-0
Wyoming	1934	1990	15-10
Xavier (Ohio)	1984	1991	0-2
York College	1917	1917	1-0

COACHES

Stevens Point A.C.	1901	1901	0-1
Tampa	1952	1952	0-1
Temple	1937	1937	0-1
Tennessee Tech	1991	1991	1-0
Texas	1965	2003	4-10
Texas-Arlington	1993	1993	1-0
Texas A&M	1970	2003	8-3
Texas Christian	1952	1999	3-2
Texas-San Antonio	1994	2002	5-0
Texas Tech	1956	2003	11-7
Toledo	1991	1996	3-0
Topeka YMCA	1902	1902	1-1
Tulane	1983	1996	2-0
Tulsa	1998	1999	0-2
UCLA	1939	1985	2-5
UMKC	1983	2001	10-1
USC	1963	1993	1-5
Utah	1936	1981	1-2
Utah State	1961	1978	2-0
Valparaiso	1920	1920	2-0
Vanderbilt	1956	1998	2-4
Villanova	1988	1999	0-2
Virginia	1998	1998	1-0
Virginia Tech	1995	1995	0-1
Wagner	1990	1990	1-0
Washburn	1908	1908	1-0
Washington	1931	1997	3-6
Washington (Mo.)	1918	1949	12-6
Washington State	1967	1999	6-2
Weber State	1997	1997	1-0
Wesleyan Auto	1914	1914	0-1
West Virginia	1930	1930	0-1
Western Carolina	2000	2000	0-1
Western Illinois	1978	2002	4-0
Western Kentucky	1947	1986	0-2
Western Reserve	1937	1949	2-0
Wichita State	1956	1994	6-5
Winthrop	2000	2002	2-0
Wisconsin	1904	1999	10-6
UW-Green Bay	1991	1992	2-0
UW-Oshkosh	1980	1980	1-0
UW-Stevens Point	1982	1985	2-0
UW-Stout	1986	1986	1-0
UW-Superior	1932	1932	0-1
Wofford	2002	2002	1-0
Wyoming	1934	1990	15-10
Xavier (Ohio)	1984	1991	0-2
York College	1917	1917	1-0

STAFF


Stevens Point A.C.	1901	1901	0-1
Tampa	1952	1952	0-1
Temple	1937	1937	0-1
Tennessee Tech	1991	1991	1-0
Texas	1965	2003	4-10
Texas-Arlington	1993	1993	1-0
Texas A&M	1970	2003	8-3
Texas Christian	1952	1999	3-2
Texas-San Antonio	1994	2002	5-0
Texas Tech	1956	2003	11-7
Toledo	1991	1996	3-0
Topeka YMCA	1902	1902	1-1
Tulane	1983	1996	2-0
Tulsa	1998	1999	0-2
UCLA	1939	1985	2-5
UMKC	1983	2001	10-1
USC	1963	1993	1-5
Utah	1936	1981	1-2
Utah State	1961	1978	2-0
Valparaiso	1920	1920	2-0
Vanderbilt	1956	1998	2-4
Villanova	1988	1999	0-2
Virginia	1998	1998	1-0
Virginia Tech	1995	1995	0-1
Wagner	1990	1990	1-0
Washburn	1908	1908	1-0
Washington	1931	1997	3-6
Washington (Mo.)	1918	1949	12-6
Washington State	1967	1999	6-2
Weber State	1997	1997	1-0
Wesleyan Auto	1914	1914	0-1
West Virginia	1930	1930	0-1
Western Carolina	2000	2000	0-1
Western Illinois	1978	2002	4-0
Western Kentucky	1947	1986	0-2
Western Reserve	1937	1949	2-0
Wichita State	1956	1994	6-5
Winthrop	2000	2002	2-0
Wisconsin	1904	1999	10-6
UW-Green Bay	1991	1992	2-0
UW-Oshkosh	1980	1980	1-0
UW-Stevens Point	1982	1985	2-0
UW-Stout	1986	1986	1-0
UW-Superior	1932	1932	0-1
Wofford	2002	2002	1-0
Wyoming	1934	1990	15-10
Xavier (Ohio)	1984	1991	0-2
York College	1917	1917	1-0

OPPONENTS

Stevens Point A.C.	1901	1901	0-1
Tampa	1952	1952	0-1
Temple	1937	1937	0-1
Tennessee Tech	1991	1991	1-0
Texas	1965	2003	4-10
Texas-Arlington	1993	1993	1-0
Texas A&M	1970	2003	8-3
Texas Christian	1952	1999	3-2
Texas-San Antonio	1994	2002	5-0
Texas Tech	1956	2003	11-7
Toledo	1991	1996	3-0
Topeka YMCA	1902	1902	1-1
Tulane	1983	1996	2-0
Tulsa	1998	1999	0-2
UCLA	1939	1985	2-5
UMKC	1983	2001	10-1
USC	1963	1993	1-5
Utah	1936	1981	1-2
Utah State	1961	1978	2-0
Valparaiso	1920	1920	2-0
Vanderbilt	1956	1998	2-4
Villanova	1988	1999	0-2
Virginia	1998	1998	1-0
Virginia Tech	1995	1995	0-1
Wagner	1990	1990	1-0
Washburn	1908	1908	1-0
Washington	1931	1997	3-6
Washington (Mo.)	1918	1949	12-6
Washington State	1967	1999	6-2

YEAR-IN-REVIEW

BRENNON CLEMONS



03.04 **NEBRASKA**
BASKETBALL

2002-03 Season In Review

INTRODUCTION

Defense, defense, defense. That's a common theme for any Barry Collier-led team and it was no different for the 2002-03 edition of the Nebraska men's basketball squad.

Entering the season with high aspirations, the Huskers returned nine letterwinners and added a recruiting class that ranked in the top 30 nationally. While Nebraska's final record was not as pleasing as initially hoped, the defensive attitude shaped the foundation for a successful future while the Huskers learned a valuable lesson in perseverance.

Nebraska's effort resulted in a school record for three-point field-goal percentage defense, allowing opponents a league-low 30.2 percent shooting from outside the arc. Overall, Nebraska had the program's third-best field-goal percentage defense in nearly 40 years, holding foes to just 40.8 percent from the floor to rank in the top half of the league standings.

The solid defensive performance should have been expected after the way NU started the season.

Opening the campaign at the Top of the World Classic in Fairbanks, Alaska – one of three non-conference trips that totaled nearly 10,000 miles before the end of December – Nebraska began the tournament in fine fashion by picking up a victory in the first game, marking NU's 13th season-opening win in 15 years. Facing Centenary on the hardwood for the first time ever, the Huskers' dominated the Gents to earn a 68-45 win.

The Huskers' defensive effort limited Centenary to 20.0 percent shooting (10-of-50) from the floor, including 12.5 percent (2-of-16) from three-point range. The 45 points were the fewest Nebraska

had allowed in a season-opener since 1991 and were the fewest points allowed overall in 57 games. It was the fourth time in three years a Barry Collier-led Nebraska team had held its opponent to less than 50 points.

The game also showed the improvement of several players, most noticeably sophomore Corey Simms, who chipped in a team-high 10 points in the victory. Simms, a native of St. Louis, had played in all 30 games as a freshman but it was obvious that his presence on the floor would grow in the near future, as he played with more intensity and enthusiasm than any point the previous season.

OUTLOOK

PLAYERS

COACHES

STAFF

OPPONENTS

REVIEW

RECORDS

HISTORY

A follow-up performance was expected in the second round against host Alaska-Fairbanks, but the Nanooks found a hot hand and prevailed by three, 64-61, before going on to win the tournament, sweeping all three

Division I opponents it faced. Sophomore captain Jake Muhleisen nearly pulled out the game for NU by himself, as he poured in a career-best and game-high 28 points on 10-of-16 shooting from the floor, including 5-of-8 from behind the arc. Despite being limited to six points in NU's next game, an eight-point loss to Ball State, Muhleisen was selected as Nebraska's lone representative on the all-tournament team.

The Huskers returned from Alaska knowing they had to pull together and play as a unit to get back on the winning track. The renewed effort resulted in three wins over their next four games.

Nebraska opened the home slate on Dec. 1, facing Texas-San Antonio in what would be the first of eight contests in the Devaney Center before the start of the conference slate. The Huskers responded to the home crowd, pulling away for a 69-53 victory as Muhleisen pitched in a team-high 14 points to go along with five assists. Despite the victory, Nebraska suffered a serious blow as guard Brennon Clemmons, the Huskers' lone senior and key backup at the point, suffered three dislocated toes on his left foot that would sideline him for most of the next month.

Without Clemmons, who was one of NU's quickest players and a defensive stalwart, the Huskers dropped a 65-60 road contest at South Florida. In the loss, the Huskers started to get their first glimpse of a new offensive presence, as junior forward Andrew Drevo broke out

for a team-high 15 points, his second consecutive double-figure scoring performance. Nebraska's improved work on the glass also showed through, as Simms grabbed a career-high 10 rebounds while John Turek, who set an NU freshman record with 162 rebounds the previous season, added a career- and team-season high 16 boards. Nebraska's improved glasswork resulted in a significant increase in team rebounding, as the Huskers gained nearly three more boards per contest than the previous season and reduced its overall rebounding deficit from nearly five to less than one.

Returning back to Lincoln, the Huskers started a three-game homestand with a pair of impressive wins.

First up, Nebraska looked for its stiffest challenge to date with a matchup against nationally ranked Minnesota in the Devaney Center. Playing in front of a raucous home crowd, the Huskers jumped out to a quick 21-point lead in the first 12 minutes behind the hot hand of Drevo, and finished with an 80-60 victory to move over .500 for the first time since the season-opener. Drevo finished with a season-high 27 points with 14 boards against Minnesota, which went on to reach the postseason NIT Final Four, losing to Texas Tech in the third-place game.

After picking up his first career double-double against the Golden Gophers, Drevo made it a trend, as he added double-doubles in three more consecutive games and finished the season with a team-high six double-doubles. Turek finished the year with two double-doubles and Clemmons, who returned to action in January, added one for the Huskers. NU's nine double-doubles were six more than the previous season.

The victory over Minnesota was the

2002-03 Individual Superlatives

Andrew Drevo

- NU record for points by first-year transfer (402)
- ASU Hoops Classic All-Tournament Team
- Honorable-mention All-Big 12 (AP)
- All-Newcomer Team (AP)
- Big 12 Newcomer of the Week (March 3)

Nate Johnson

- Honorable-mention All-Big 12 (Coaches)
- Big 12 Newcomer of the Week (Feb. 24)
- Preseason Big 12 Newcomer of the Year (AP, Coaches)

Jake Muhleisen

- Top of the World Classic All-Tournament Team
- ASU Hoops Classic All-Tournament Team

John Turek

- First-team academic All-Big 12

Tony Wilbrand

- Second-team academic All-Big 12

2002-03 Team Superlatives

- Team-record and league-leading three-point field-goal percentage defense (30.2)
- Third-best team field-goal percentage defense (40.8 percent) in 41 years



Senior Brennon Clemmons led the team in steals (48) for the second straight season despite missing a significant amount of time after suffering an early season injury.

third over a ranked team in the Collier era, and Nebraska's first against a ranked non-conference opponent since 1996 when the Huskers defeated Texas, 85-69, one year before the start of the Big 12 Conference. The win also gave NU a victory over a ranked opponent for the third straight season and 12th time in 14 years.

Nebraska continued the roll in its next contest, as the Huskers defeated IPFW, 63-46, with another stellar defensive performance. Nebraska limited IPFW to 27.0 percent shooting (17-of-63) while grabbing a plus-10 advantage on the boards. Turek had an impressive offensive performance, as he hit 8-of-12 attempts from the floor for a game- and season-high 18 points.

Following the victory over IPFW, Nebraska faced a hot-shooting Creighton team that would eventually gain a top 10 national ranking before reaching the NCAA Tournament. Nebraska put up a solid effort, hitting 20-of-26 shots from the free throw line and outrebounding the Bluejays by 17, 45-28, before falling 81-73.

Another long road trip ensued over the holiday break, as Nebraska traveled to Arizona for the ASU Hoops Classic. After a poor first half that left the Huskers trailing by 10 at the intermission, Muhleisen again took Nebraska on his back. He hit 3-of-4 three-pointers in the contest to score 15 points and helped NU's outstanding defensive effort limit the Gauchos to just 17 second-half points as the Huskers rallied for a 60-57 victory. The win was one of NU's two victories of the year when trailing at halftime.

Nebraska then fell 76-63 to host and NCAA Tournament participant Arizona State in the championship game the next night. Drevo, who led the team with 21 points in the title contest, and Muhleisen were named to the all-tournament squad.

The Huskers returned to Lincoln sitting at .500 (5-5) and looking to gain momentum for the start of league play with a three-game homestand to end the non-conference slate. Nebraska produced exactly what it needed.

NU opened the homestand with a solid win, defeating a tough Eastern Washington squad, 63-60. Nebraska hit better than 45 percent from the floor for the third straight game and received a needed offensive boost from another newcomer. Freshman Jason Dourisseau came off the bench to pour in a career- and game-high 19 points on 7-of-17 shooting and gave NU another scoring option. It was one of four double-figure scoring efforts on the season for Dourisseau, who also saw three starts while playing in all 30 contests.

Dourisseau's performance was needed as Johnson was limited early by the Eagles' defense. But after shaking off a sub-par first half, Johnson returned late in the game to score 10 of NU's last 11 points over the final four minutes and finished with 12 points in just 14 minutes of action.

After being named the Preseason Big 12 Newcomer of the Year, Johnson started to live up to his billing as he again came to NU's rescue its next contest. The Kansas City, Kan., native led Nebraska to a 79-75 overtime victory over a pesky Denver squad by scoring 12 points in a seven-minute span at the end of the game and in overtime, guaranteeing NU of a winning non-conference record for the second straight season.

Nebraska rounded out the non-league schedule with a matchup against Lipscomb. NU came away with a 70-60 victory over the Bisons while giving many reserves some playing time. The Huskers limited LU to just 35.0 percent shooting from the floor while adding a 47-36 rebounding advantage. While NU's main offensive threats were silent, Simms stepped up, chipping in a career-high 20 points on 8-of-11 shooting while just missing his first career

double-double with eight rebounds.

After winning six of their last eight non-conference games, NU still had a huge mountain to climb as it started the Big 12 season on the road at Kansas. While the 92-59 loss was hard to swallow, it was made even more difficult as the Huskers lost their most experienced player to a severe injury.

Eight minutes into the contest, Muhleisen, the team captain and one of its main offensive threats, was driving the baseline for a layup and was thrown off course by a block. Muhleisen landed hard on his side out of bounds and was unable to return. The extent of the injury, unknown at the time, turned out to be a fractured hip socket, which would sideline him the rest of the season.

Without their team leader and point guard, the Huskers needed to regroup in a hurry with Texas A&M coming to Lincoln just four days later. With Muhleisen out and Clemmons still not back to 100 percent health, Johnson moved to the point guard for the first time in his career. Despite a solid defensive effort that held the Aggies to 31.5 percent shooting and just 53 points, the Huskers fell by a single point.

Looking to stave off a three-game losing streak to open the Big 12 season, Nebraska pulled out a stellar performance against eventual NCAA participant Colorado. The Huskers snapped the two-game skid with an 80-77 overtime victory, improving to 5-1 in three years under Collier in extra sessions, including five straight wins.

Johnson continued his adjustment to the Husker offense, scoring 24 points on 9-of-20 shooting against the Buffaloes. Playing a career-high 42 minutes, Johnson scored 15 points after the break, including a running layup with eight seconds remaining in regulation to send it to overtime.

Following the victory, Nebraska started to find tough luck, as it led at halftime in two of the next three games before falling

in each contest. Overall, Nebraska led or was tied at the break in seven of its final 14 games but was able to come away with just two victories.

The wins were a huge morale boost for Nebraska. The Huskers ended their losing skid with a 68-61 victory over Kansas State to start the last homestand of the year. Drevo banged his way to a game-high 19 points, hitting 9-of-11 attempts from the charity stripe, while Turek collected 14 boards.

Showing it still had some more life left in it, Nebraska made it two straight victories when it took a 69-63 win over Iowa State on Senior Night. Nebraska's lone senior, Clemmons chipped in nine points and seven assists, while Johnson pitched in 20 points and eight rebounds. Johnson's performance in the two victories helped him earn Big 12 Newcomer-of-the-Week honors, the first Husker in two years to be selected.

Clemmons' outstanding effort against ISU was notable, as he nearly added another double-double to his solid resume. After leading Nebraska with two double-doubles in 2001-02, Clemmons had just one in 2002-03, with 12 points and 10 rebounds on the road against Baylor. He just missed the first regular-season triple-double in NU history with a career-high tying eight assists against the Bears. In the exhibition season, Clemmons had what is believed to be the only triple-double recorded by a Husker.

With two road games remaining before the Big 12 Tournament, Nebraska looked to end the season on a positive note. While the Huskers came up short in both contests, Drevo continued to prove his worth, averaging 21.5 points on 18-of-30 shooting against two of the top teams in the league. Drevo became the second straight Husker to be tabbed Big 12 Newcomer of the Week.

At the conference tournament, NU started out on fire against Missouri, opening an early 10-2 lead and extending the margin to 18 before the Tigers rallied back for a 70-61 victory to end Nebraska's season.



Junior Nate Johnson was second on the team in scoring (13.3) and steals (30) in 2002-03. Johnson ranked 13th for steals in conference-only games.

INTRODUCTION

OUTLOOK

PLAYERS

COACHES

STAFF

OPPONENTS

REVIEW

RECORDS

HISTORY

109

Doling Out the 'D'

Nebraska continued the tradition of all Barry Collier-led teams, as it was one of the top defensive units in the rugged Big 12 Conference in 2002-03.

The Huskers finished the season ranked first in the league in three-point field-goal percentage defense by allowing opponents to hit just 30.2 percent (193-of-639) from behind the arc. The total was a Nebraska single-season record, breaking the previous mark of 30.3 percent (154-of-508) set by the 1992-93 squad.

Nebraska held 25-of-30 opponents under 40 percent from outside the arc, including 14 to less than 30 percent from downtown. Five opponents were held to less than 20 percent shooting from outside, including Kansas State, which shot an opponent season-low 9.1 percent (1-of-11) from three-point range, as the Huskers snapped a nine-game losing streak with a 68-61 home victory.

The overall defensive effort by the Huskers was also outstanding. Nebraska limited opponents to just 40.8 percent shooting from the field for the season to rank seventh in the league statistics. The top six in the conference were also among the top 30 nationally.

The total was the third-lowest at Nebraska since 1960-61, which is the last time the Huskers limited their opponents to less than 40 percent from the field for a whole season.

Nebraska held 13 opponents to less than 40 percent from the field in 2002-03, including six to less than 35 percent. Nebraska's first opponent of the season, Centenary, felt possibly the toughest defense of the year, as the Huskers limited the Gents to just 20.0 percent shooting (10-of-50) for the game.

Tremendous Transfers

Juniors Andrew Drevo and Nate Johnson made their mark on the Nebraska basketball program in their first year with the team.

The two transfers – Johnson from Penn Valley CC and Drevo from Division II Morningside College – finished the season ranked first and second in scoring (Drevo, 13.9; Johnson, 13.3) for NU; second and third in free throw percentage (Johnson, 72.8; Drevo, 67.3); first and third in three-pointers (Drevo, 48; Johnson, 18); third and fourth in field-goal percentage (Drevo, 41.1; Johnson, 40.6); first and fifth in rebounding (Drevo, 7.3; Johnson, 3.8); second and fourth in assists (Johnson, 63; Drevo, 38); and second and fifth in steals (Johnson, 30; Drevo, 21).

Johnson and Drevo, who both ranked among the top 25 in overall and league-only scoring, put themselves among elite company in their first year with the Huskers. Only 10 of the top 60 scorers in NU history were two-year players after transferring into Nebraska's program. While Johnson and Drevo did not make it onto the NU career list in 2002-03, they are set up nicely to reach it in 2003-04. In fact, if Drevo records another season like he did



Andrew Drevo stormed into the Big 12 in 2002-03, ranking among the top 20 in scoring (13.3) and top 10 in rebounding (7.3).

in his first year (402 points to lead the team), he would break Bernard Day's mark for a two-year player at Nebraska, which stands at 802 points.

Drevo and Johnson finished 2002-03 ranked Nos. 1 and 2 in scoring average among first-year transfers at Nebraska, respectively. Day, who ranks 39th on the NU career scoring list (802 points, 12.7 ppg over 63 games in 1985-86 and 1986-87), previously held the highest scoring average for a first-year transfer with 13.1 points per game (392 total) in 1985-86, while only two others on the NU career list have averaged at least 12.0 points per game in their first year with the program (Derrick Chandler, 12.3 ppg in 1991-92; Kimani Ffriend, 12.0 ppg in 1999-2000). Tony Farmer, who averaged 12.4 points in 1990-91, would have likely also made the career list, but only played one season at Nebraska.

Drevo, Johnson Earn Honors

A pair of newcomers earned honors from the league coaches and Associated Press before the start of the Big 12 Tournament.

Junior forward Andrew Drevo was named to the All-Newcomer team and honorable-mention All-Big 12 by the Associated Press on March 10. Drevo was also selected as the Big 12 Rookie of the Week on March 10 after averaging 21.5 points and 6.5 rebounds against Oklahoma and Colorado. Drevo hit 18-of-30 attempts from the field against the Sooners and Buffaloes, including an amazing 11-of-17 effort vs. OU. Drevo had 18 of NU's 33 second-half points in the loss to Oklahoma.

Along with Drevo, junior guard Nate Johnson was named to the honorable-mention All-Big 12 team as selected by the league coaches. Johnson was one of three players to receive votes for Big 12 Newcomer of the Year by the coaches (OSU's Tony Allen won the award), after being selected for the honor in the preseason. Johnson also was picked as the league rookie of the week on March 3 after averaging 17.5 points and six rebounds per game in NU's final two home contests.

Drevo and Johnson are the sixth and seventh players, respectively, under coach Collier to earn recognition on one of the all-conference squads. In 2001-02, Cary Cochran and John Robinson II were named honorable-mention. Cookie Belcher was a second-team pick in 2000-01, while Kimani Ffriend was named to the third team. Steffon Bradford earned honorable-mention status that season as well.

Turek, Wilbrand Named Academic All-Big 12

Sophomore John Turek and redshirt freshman Tony Wilbrand were among the 15 student-athletes named to the 2003 academic All-Big 12

Team. Turek became the 33rd Husker to be named to the academic all-conference first team, while Wilbrand earned his first honor when he was named to the second team. Turek was the third Husker to be selected to the first team under coach Barry Collier, as Cary Cochran and Brian Conklin earned the honor in 2002. Over the previous 10 years, only five Huskers had been named to the first team.

Behind Turek and Wilbrand's effort, the Huskers succeeded in the classroom as the team held a cumulative grade-point average above 3.0 through the spring. Eight Huskers were named to the Big 12 Commissioner's Honor Roll for their academic achievement in the 2002 fall and 2003 spring semesters, including one with a perfect 4.0 GPA.

The academic all-conference team was made up of student-athletes who competed in at least 60 percent of their team's games and held at least a 3.2 GPA (cumulative or the past two semesters) for the first team and between a 3.0 and 3.19 for the second team.

Hitting 100

Junior Brian Conklin became just the ninth Husker in history to record at least 100 career three-pointers, as the 6-11 forward finished second on the squad with 22 treys, increasing his career total to 110 to rank seventh on the NU career list. Conklin needs 37 three-pointers in 2003-04 to move into the school's top five. Cary Cochran owns the NU career mark with 268 three-pointers in his four-year career.

Conklin surpassed the 100 mark against Oklahoma State, when he recorded three triples. Two weeks later, Conklin hit a season-high five three-pointers against Baylor. The five treys tied the team season high, which Jake Muhleisen established in the second game of the year against Alaska-Fairbanks.

While Conklin hit 25.9 percent (22-of-85) in 2002-03 as opponents keyed on him outside the arc, he still finished the year ranked sixth in the NU record book for career three-point field-goal percentage at 38.9 (110-of-289).

Conklin set the NU sophomore record in 2002 as he drained 65 treys while helping NU set the single-season school record with 267 three-pointers. He also ranks seventh on the school freshman chart with 23 in 2000.



John Turek led NU in blocked shots (52) for the second straight season before being named to the academic All-Big 12 Conference first-team in 2002-03.

Departed Senior/Jack Moore Award



Brennon Clemmons
6-2, 185, Guard
Indianapolis, Ind.
Olney (Ill.) CC/Northwest

After an up-and-down first season with the Huskers, Brennon Clemmons looked to end his collegiate career on a high note in 2002-03. While he was



limited through much of the non-conference slate because of three dislocated toes in his right foot suffered in the fourth game of the season, Clemmons was pushed back into duty during conference play with another serious injury to starting point guard Jake Muhleisen.

Clemmons made the most of the opportunity, rounding back into form on both ends of the court to lead Nebraska down the stretch in Big 12 play. Clemmons finished the season averaging just 6.8 points and 4.8 rebounds, but his play over the final nine games – when he averaged 11.0 points, 7.4 rebounds, 4.8 assists and 2.7 steals per game – was the best on the squad.

In the preseason, Clemmons recorded what is believed to be the first triple-double in NU history, and nearly added another in the regular season when he had his only double-double of the year with 12 points, 10 rebounds while adding eight assists. A serious threat on defense, Clemmons added 95 steals in two years with the Huskers, including a career-high five in each of his last two collegiate games.

Clemmons' Honors

2002 NU Defensive Player of the Year

Clemmons' Career Highs

Points: 23, vs. Texas A&M (2/20/02)
 Rebounds: 11, vs. Oklahoma (3/4/03)
 Assists: 8, two times (last 2/22/03)
 Steals: 5, two times (last 3/13/03)
 Blocks: 2, vs. Oral Roberts (12/8/01)

Clemmons' Career Statistics

Season	G	Min.	FG-FGA	Pct.	3FG-FGA	Pct.	FT-FTA	Pct.	Reb-Avg.	TP-Avg.
2001-02	28	599	76-208	.365	22-64	.344	73-106	.689	140-5.0	247-8.8
2002-03	26	662	58-160	.363	13-46	.283	47-63	.746	125-4.8	176-6.8
Totals	54	1,161	134-368	.364	35-110	.318	120-169	.710	265-4.9	423-7.8

Assists: 144 (2.7 apg) Blocks: 6 (0.1 bpg) Steals: 95 (1.8 spg)

Junior forward Andrew Drevo was voted by his teammates as the 2003 winner of the Jack Moore Award, given annually to Nebraska's outstanding men's basketball player. Drevo earned the distinction after being tabbed an honorable-mention All-Big 12 selection by the Associated Press while earning a spot on the AP All-Newcomer Team.

A native of Lincoln, Drevo, a walk-on, sat out his first season in the program after transferring from Morningside (Iowa) College. In his first year on the court in 2002-03, Drevo led the team in scoring with 13.9 points per game, while also topping the squad in rebounding (7.9 rpg) and three-pointers (48). Drevo paced NU with six double-doubles on the season, including a season-high 27 points with 14 rebounds against nationally ranked Minnesota.

Drevo was near his best at the end of the regular season, when he averaged 21.5 points and 6.5 rebounds on the road against Oklahoma and Colorado to earn Big 12 Rookie-of-the-Week honors.

Drevo's selection marks just the sixth time the honor went to a forward, and just the third time in the last nine years that it did not go to a guard.

The award is named for late-Husker guard Jack Moore, a 5-9 playmaker who set 17 school records in a career that ended in 1982. Moore's career culminated with the 1982 Francis Pomeroy-Naismith Award as the nation's best collegiate player under six feet tall. A consensus All-Big Eight performer in 1982, Moore was killed in a plane crash in March of 1984.



Former Husker Jack Moore won the 1982 Francis Pomeroy-Naismith Award.

Jack Moore Award Winners

Year	Player	Position
1984-85	Dave Hoppen	Center
1985-86	Dave Hoppen	Center
	Bernard Day	Forward
1986-87	Brian Carr	Guard
1987-88	Henry T. Buchanan	Guard
1988-89	Eric Johnson	Guard
1989-90	Clifford Scales	Guard
1990-91	Rich King	Center
	Beau Reid	Forward
	Clifford Scales	Guard
1991-92	Jamar Johnson	Guard
1992-93	Eric Piatkowski	Forward
1993-94	Eric Piatkowski	Forward
1994-95	Jaron Boone	Guard
1995-96	Erick Strickland	Guard
1996-97	Tyronn Lue	Guard
1997-98	Tyronn Lue	Guard
1998-99	Venson Hamilton	Center
1999-2000	Larry Florence	Forward
2000-01	Cookie Belcher	Guard
2001-02	Cary Cochran	Guard
2002-03	Andrew Drevo	Forward

INTRODUCTION

OUTLOOK

PLAYERS

COACHES

STAFF

OPPONENTS

REVIEW

RECORDS

HISTORY

2002-03 Overall Statistics

Final Statistics

Player	G-GS	Min.-Avg.	FG-FGA	Pct.	3PT-3PTA	Pct.	FT-FTA	Pct.	Reb.-Avg.	PF-D	Ast	TO	Blk	Stl	Pts.-Avg.
Andrew Drevo	29-27	828-28.6	141-343	.411	48-149	.322	72-107	.673	212-7.3	78-2	38	58	19	21	402-13.9
Nate Johnson	28-28	895-32.0	136-335	.406	18-76	.237	83-114	.728	107-3.8	45-1	63	86	2	30	373-13.3
Jake Muhleisen	14-14	438-31.3	61-130	.469	15-50	.300	27-40	.675	53-3.8	28-1	47	38	0	9	164-11.7
John Turek	30-30	829-27.6	95-219	.434	0-1	.000	43-98	.439	197-6.6	99-8	26	40	52	23	233-7.8
Corey Simms	29-26	891-30.7	77-167	.461	4-8	.500	58-87	.667	141-4.9	58-1	39	45	8	23	216-7.4
Brennon Clemmons	26-17	662-25.5	58-160	.363	13-46	.283	47-63	.746	125-4.8	58-2	68	54	1	47	176-6.8
Jason Dourisseau	30-3	522-17.4	55-157	.350	16-67	.239	21-38	.553	47-1.6	49-1	24	36	2	16	147-4.9
Brian Conklin	30-3	435-14.5	35-114	.307	22-85	.259	14-15	.933	66-2.2	48-0	17	22	5	8	106-3.5
Wesley Wilkinson	30-2	296-9.9	18-65	.277	3-20	.150	14-18	.778	55-1.8	43-0	8	31	6	3	53-1.8
Marques McCarty	13-0	41-3.2	4-9	.444	0-0	.000	2-4	.500	3-0.2	4-0	1	5	0	2	10-0.8
Tony Wilbrand	21-0	94-4.5	4-10	.400	0-0	.000	2-6	.333	13-0.6	16-0	2	6	0	2	10-0.5
Roy Enright	13-0	48-3.7	0-2	.000	0-0	.000	5-6	.833	7-0.5	12-0	0	6	0	2	5-0.4
Adam Bohac	13-0	29-2.2	1-4	.250	0-1	.000	1-2	.500	7-0.5	1-0	2	3	0	1	3-0.2
Bronsen Schliep	11-0	18-1.6	1-6	.167	0-1	.000	0-1	.000	3-0.3	1-0	0	0	0	0	2-0.2
Dan Heimos	12-0	24-2.0	0-3	.000	0-0	.000	0-0	.000	2-0.2	5-0	0	0	0	1	0-0.0
Team									106-3.5			1			
Nebraska Totals	30	6,050	686-1,724	.398	139-504	.276	389-599	.649	1,144-38.1	545-16	335	431	96	188	1,900-63.3
Opponent Totals	30	6,050	724-1,776	.408	193-639	.302	413-585	.706	1,172-39.1	571-	420	405	145	196	2,054-68.5

Game-by-Game Review

Overall: 11-19 Big 12: 3-13 (12th) Home: 9-6 (3-5 Big12) Away: 0-10 (0-8 Big12) Neutral: 2-3

Date	Opponent	W/L	Score	Record	Att.	Points	Rebounds	Assists
11/21	vs. Centenary!	W	68-45	1-0	3,140	Simms, 10	Conklin, Simms, 6	Four players, 2
11/23	vs. Alaska-Fairbanks!	L	61-64	1-1	3,776	Muhleisen, 28	Drevo, 6	Johnson, 3
11/24	vs. Ball State!	L	65-73	1-2	1,804	Johnson, 23	Conklin, Wilkinson, 7	Muhleisen, 4
12/1	Texas-San Antonio	W	69-53	2-2	6,022	Muhleisen, 14	Three players, 6	Johnson, Muhleisen, 5
12/5	at South Florida	L	60-65	2-3	5,385	Drevo, 15	Turek, 16	Muhleisen, 3
12/8	Minnesota	W	80-60	3-3	8,162	Drevo, 27	Drevo, 14	Muhleisen, 10
12/14	IPFW	W	63-46	4-3	5,572	Turek, 18	Drevo, 15	Six players, 2
12/21	Creighton	L	73-81	4-4	12,238	Drevo, 23	Drevo, 13	Drevo, Johnson, 4
12/27	vs. UC Santa Barbara#	W	60-57	5-4	6,613	Muhleisen, 15	Drevo, 12	Drevo, 6
12/28	at Arizona State#	L	63-75	5-5	6,936	Drevo, 21	Drevo, Wilkinson, 6	Muhleisen, 5
12/31	Eastern Washington	W	63-60	6-5	6,114	Dourisseau, 19	Drevo, 8	Simms, 5
1/4	Denver (OT)	W	79-75	7-5	7,012	Johnson, 25	Turek, 16	Johnson, Muhleisen, 3
1/7	Lipscomb	W	70-60	8-5	5,795	Simms, 20	Turek, 10	Muhleisen, 5
1/11	at Kansas*	L	59-92	8-6	16,300	Conklin, Johnson, 12	Conklin, 8	Johnson, 4
1/15	Texas A&M*	L	52-53	8-7	6,387	Drevo, 14	Turek, 10	Clemmons, Johnson, 2
1/18	Colorado* (OT)	W	80-77	9-7	8,122	Johnson, 24	Drevo, Simms, 8	Drevo, Johnson, 3
1/22	at Kansas State*	L	53-77	9-8	5,786	Johnson, 13	Johnson, Simms, 6	Johnson, 3
1/25	at Iowa State*	L	61-71	9-9	12,108	Johnson, 17	Turek, 11	Johnson, 5
1/29	Missouri*	L	56-63	9-10	9,075	Drevo, 24	Drevo, 14	Clemmons, 4
2/1	Kansas*	L	51-81	9-11	13,054	Drevo, 15	Drevo, 7	Johnson, 4
2/5	at Texas Tech*	L	49-75	9-12	11,008	Clemmons, Turek, 10	Drevo, 10	Clemmons, 6
2/12	Oklahoma State*	L	70-77	9-13	8,107	Clemmons, 21	Turek, 13	Clemmons, 5
2/15	Texas*	L	63-75	9-14	8,604	Clemmons, 17	Clemmons, Turek, 5	Clemmons, 3
2/18	at Missouri*	L	50-67	9-15	10,660	Johnson, 17	Drevo, Simms, 7	Johnson, 3
2/22	at Baylor*	L	64-78	9-16	7,302	Conklin, 15	Clemmons, 10	Clemmons, 8
2/25	Kansas State*	W	68-61	10-16	7,114	Drevo, 19	Turek, 14	Clemmons, 4
3/1	Iowa State*	W	69-63	11-16	9,801	Johnson, 20	Clemmons, 9	Clemmons, 7
3/4	at Oklahoma*	L	51-76	11-17	11,890	Drevo, 24	Clemmons, 11	Clemmons, 5
3/8	at Colorado*	L	69-84	11-18	10,562	Drevo, Johnson, 19	Drevo, 9	Clemmons, 5
3/13	vs. Missouri%	L	61-70	11-19	9,100	Drevo, 21	Drevo, 10	Clemmons, 4

(Top of the World Classic (Fairbanks, Alaska) #ASU Hoops Classic (Tempe, Ariz.) * Big 12 game % Big 12 Tournament

Big 12/Miscellaneous Statistics

Final Conference Statistics

Player	G-GS	Min.-Avg.	FG-FGA	Pct.	3PT-3PTA	Pct.	FT-FTA	Pct.	Reb.-Avg.	PF-D	Ast	TO	Blk	Stl	Pts.-Avg.
Andrew Drevo	16-15	449-28.1	82-195	.421	29-93	.312	30-49	.612	100-6.3	46-1	10	38	11	8	223-13.9
Nate Johnson	15-15	515-34.3	78-193	.404	8-32	.250	45-59	.763	66-4.4	25-0	35	52	1	22	209-13.9
Brennon Clemmons	16-14	507-31.7	46-123	.374	8-29	.276	43-56	.768	98-6.1	41-1	57	44	0	36	143-8.9
John Turek	16-16	461-28.8	52-130	.400	0-1	.000	26-61	.426	106-6.6	55-6	14	24	27	14	130-8.1
Corey Simms	15-15	467-31.1	38-88	.432	3-5	.600	22-33	.667	66-4.4	26-0	16	21	5	9	101-6.7
Jason Dourisseau	16-1	294-18.4	24-83	.289	6-33	.182	15-25	.600	28-1.8	27-0	15	22	1	9	69-4.3
Brian Conklin	16-1	245-15.3	16-61	.262	12-49	.245	3-3	1.000	37-2.3	26-0	6	13	2	2	47-2.9
Jake Muhleisen	1-1	8-8.0	1-3	.333	0-1	.000	0-0	.000	1-1.0	0	0	0	0	0	2-2.0
Wesley Wilkinson	16-2	147-9.2	8-31	.258	1-8	.125	5-7	.714	21-1.3	19-0	4	10	3	2	22-1.4
Marques McCarty	7-0	19-2.7	2-4	.500	0-0	.000	2-4	.500	0-0.0	2-2	1	3	0	1	6-0.9
Tony Wilbrand	12-0	65-5.4	3-7	.429	0-0	.000	1-2	.500	6-0.5	9-0	1	3	0	1	7-0.6
Bronsen Schliep	4-0	12-3.0	1-4	.250	0-0	.000	0-0	.000	2-0.5	0-0	0	0	0	0	2-0.5
Adam Bohac	6-0	9-1.5	1-2	.500	0-0	.000	1-2	.500	3-0.5	1-0	0	2	0	1	3-0.5
Roy Enright	4-0	14-3.5	0-0	.000	0-0	.000	1-2	.500	2-0.5	5-0	0	2	0	1	1-0.3
Dan Heimos	5-0	13-2.6	0-3	.000	0-0	.000	0-0	.000	2-0.4	3-0	0	0	0	0	0-0.0
Team									49-3.1			1			
Nebraska Totals	16	3,225	352-927	.380	67-251	.267	194-303	.640	587-36.7	285-8	159	235	50	106	965-60.3
Opponent Totals	16	3,225	426-982	.434	102-317	.322	216-308	.701	666-41.6	292-	247	212	95	117	1,170-73.1

Record by Lineup

No.	Starting Lineup	Record
1.	Clemmons, Drevo, Johnson, Muhleisen, Turek	1-1
2.	Conklin, Johnson, Muhleisen, Simms, Turek	1-1
3.	Drevo, Johnson, Muhleisen, Simms, Turek	5-3
4.	Dourisseau, Drevo, Johnson, Muhleisen, Turek	0-1
5.	Dourisseau, Drevo, Muhleisen, Simms, Turek	1-0
6.	Dourisseau, Drevo, Johnson, Simms, Turek	0-1
7.	Clemmons, Drevo, Johnson, Simms, Turek	3-9
8.	Clemmons, Conklin, Johnson, Simms, Turek	0-1
9.	Clemmons, Drevo, Simms, Turek, Wilkinson	0-1
10.	Clemmons, Drevo, Johnson, Turek, Wilkinson	0-1

Miscellaneous Statistics

Biggest margin of victory	23; vs. Centenary (1/21/02)
Biggest margin of defeat	33; at Kansas (1/11/03)
Largest lead surrendered in loss	18; vs. Missouri (3/13/03)
Largest halftime lead surrendered in loss	9; vs. Missouri (1/29/03)
Largest deficit overcome in win	12; vs. UC Santa Barbara (12/27/02, at 18:54 second half)
Largest halftime deficit overcome in win	10; vs. UC Santa Barbara (12/27/02, 40-30)
Largest lead at any time	30; vs. Minnesota (12/8/02, twice, last at 11:27 second half)
Largest deficit at any time	36; at Kansas (1/11/03 at 4:24 second half)
Largest runs without opponent scoring	16-0; vs. Minnesota (12/8/02)
Largest opponent run without NU scoring	26-0; at Texas Tech (2/5/03)

Record When:	All	Home	Away
Ahead at Halftime	6-5	5-2	1-3
Behind at Halftime	2-13	1-4	1-9
Tied at Halftime	3-1	3-0	0-1
Bench Outscores Opponent's	5-9	3-2	2-7
Opponent Bench Outscores NU	6-10	6-4	0-6
Shooting 50% or Better	1-0	1-0	0-0
Shooting Under 50%	10-19	8-6	2-13
Opp. Shoots 50% or Better	0-2	0-1	0-1
Opp. Shoots Under 50%	11-17	9-5	2-12
Outshooting Opponent (percentage)	11-3	9-1	2-2
Outshot by Opponent (percentage)	0-16	0-5	0-11
Outrebounding Opponent	6-6	5-2	1-4
Outrebounded by Opponent	4-13	3-4	1-9
Rebounds are Even	1-0	1-0	0-0
Committing More TOs than Opp.	4-11	3-3	1-8
Committing Fewer TOs than Opp.	5-7	4-3	1-4
Turnovers are Even	2-1	2-0	0-1
Leading with 5:00 left	10-0	8-0	2-0
Trailing with 5:00 left	1-19	1-6	0-13
Tied with 5:00 left	0-0	0-0	0-0
In Overtime	1-0	1-0	0-0

Scoring 80 or more points	2-0	2-0	0-0
Scoring 79 or fewer points	9-19	7-6	2-13
Allowing 80 or more points	0-4	0-2	0-2
Allowing 79 or fewer points	11-15	9-4	2-11

Honors

Andrew Drevo – Honorable-Mention All-Big 12 (AP); Big 12 All-Newcomer Team (AP); Big 12 Rookie of the Week (March 10); Team MVP
 Nate Johnson – Honorable-Mention All-Big 12 (Coaches); Big 12 Rookie of the Week (March 3); Preseason Big 12 Newcomer of the Year (AP and Coaches)

John Turek – Academic All-Big 12 First-Team
 Tony Wilbrand – Academic All-Big 12 Second-Team



After recording one in the preseason, Brennon Clemmons just missed the first regular-season triple-double in school history with 12 points, 10 rebounds and eight assists at Baylor.

INTRODUCTION
 OUTLOOK
 PLAYERS
 COACHES
 STAFF
 OPPONENTS
 REVIEW
 RECORDS
 HISTORY

Game-by-Game Comparison

	Team	NU Result	FG-FGA	Pct.	3FG-3FGA	Pct.	FT-FTA	Pct.	O-D	Tot	PF	A	TO	B	S	Pts.
INTRODUCTION	Centenary vs. Nebraska	W	10-50 27-58	.200 .466	2-16 6-18	.125 .333	23-31 8-13	.742 .615	16-24 10-28	40 38	19 26	3 13	20 17	3 5	6 5	45 68
	vs. Alaska-Fairbanks Nebraska	L	24-51 21-54	.471 .389	9-24 6-20	.375 .300	7-8 13-18	.875 .722	9-19 15-18	28 33	18 13	19 10	17 16	1 3	8 6	64 61
	vs. Ball State Nebraska	L	21-52 23-65	.404 .354	7-18 5-24	.389 .208	24-31 14-16	.774 .875	13-32 12-24	44 36	20 25	6 10	19 15	2 1	3 3	73 65
OUTLOOK	Texas-San Antonio at Nebraska	W	19-61 25-47	.311 .532	3-25 4-12	.120 .333	12-19 15-23	.632 .652	13-18 8-33	32 42	21 16	9 15	12 16	1 3	9 4	53 69
	at South Florida Nebraska	L	23-63 24-62	.365 .387	9-21 6-19	.429 .316	10-16 6-10	.625 .600	13-25 16-31	38 47	13 13	15 8	8 17	4 2	7 3	65 60
	Minnesota at Nebraska	W	19-61 28-64	.311 .438	6-27 7-19	.222 .368	16-19 17-24	.842 .708	17-24 17-27	41 44	25 19	13 17	16 8	11 7	3 7	60 80
PLAYERS	IPFW at Nebraska	W	17-63 24-51	.270 .471	7-30 3-14	.233 .214	5-10 12-20	.500 .600	13-25 10-35	35 45	16 17	8 12	16 19	4 5	10 10	46 63
	Creighton at Nebraska	L	28-56 23-61	.500 .377	10-28 7-21	.357 .333	15-21 20-26	.714 .769	6-22 18-27	28 45	18 20	19 15	10 13	7 2	7 6	81 73
	UC Santa Barbara vs. Nebraska	W	20-53 23-51	.377 .451	7-20 5-16	.350 .313	10-15 9-15	.667 .600	11-19 11-24	30 35	17 18	12 18	12 15	1 6	3 6	57 60
COACHES	at Arizona State Nebraska	L	28-61 24-53	.459 .453	3-16 3-17	.188 .176	16-18 12-15	.889 .800	13-18 12-21	31 33	17 18	17 12	7 15	4 1	5 4	75 63
	Eastern Washington at Nebraska	W	19-47 25-55	.404 .455	5-17 2-10	.294 .200	17-26 11-19	.654 .579	8-27 7-26	35 33	21 19	16 13	15 9	4 3	3 6	60 63
	Denver at Nebraska	W (OT)	25-63 25-56	.397 .446	8-29 5-15	.276 .333	17-21 24-42	.810 .571	11-30 13-28	41 41	32 19	13 10	13 13	0 0	8 7	75 79
STAFF	Lipscomb at Nebraska	W	21-60 25-57	.350 .439	8-30 3-16	.267 .188	10-17 17-28	.588 .607	13-24 16-30	37 46	23 16	13 15	11 11	3 5	4 6	60 70
	at Kansas Nebraska	L	32-69 23-61	.464 .377	6-15 4-15	.400 .267	22-25 9-13	.880 .692	21-25 16-18	46 34	16 19	19 9	14 21	3 2	11 8	92 59
	Texas A&M at Nebraska	L	17-54 19-57	.315 .333	6-17 3-15	.353 .200	13-14 11-17	.929 .647	6-30 12-32	36 44	18 13	10 6	11 12	1 4	3 4	53 52
OPPONENTS	Colorado at Nebraska	W (OT)	29-73 27-61	.397 .443	6-22 4-9	.273 .444	13-22 22-32	.591 .688	18-26 11-29	44 40	24 18	11 13	13 12	6 2	6 5	77 80
	at Kansas State Nebraska	L	28-58 19-61	.483 .311	7-22 3-15	.318 .200	14-21 12-16	.667 .750	11-30 14-21	41 35	16 22	17 9	13 14	7 2	4 8	77 53
	at Iowa State Nebraska	L	29-56 22-59	.518 .373	7-16 4-10	.438 .400	6-9 13-18	.667 .722	4-26 13-23	30 36	16 13	17 10	13 16	17 1	10 9	71 61
REVIEW	Missouri at Nebraska	L	26-58 17-55	.448 .309	4-23 5-20	.174 .250	7-17 17-26	.412 .654	12-30 12-28	42 40	22 18	13 10	17 15	3 6	5 2	63 56
	Kansas at Nebraska	L	31-72 19-58	.431 .328	6-23 5-21	.261 .238	13-17 8-14	.765 .571	21-31 11-23	52 34	16 17	19 10	15 18	4 6	12 9	81 51
	at Texas Tech Nebraska	L	30-64 18-52	.469 .346	5-10 6-19	.500 .316	10-16 7-11	.625 .636	11-27 9-27	38 36	12 17	21 13	7 20	4 2	12 6	75 49
RECORDS	Oklahoma State at Nebraska	L	27-58 22-58	.466 .379	7-19 7-22	.368 .318	16-25 19-33	.640 .576	13-35 10-25	48 35	28 22	13 10	17 12	3 2	8 8	77 70
	Texas at Nebraska	L	26-57 23-52	.456 .442	7-22 3-12	.318 .250	16-24 14-22	.667 .636	14-27 8-22	41 30	19 19	18 9	15 14	4 3	9 9	75 63
	at Missouri Nebraska	L	25-65 19-52	.385 .365	13-36 4-17	.361 .235	4-7 8-12	.571 .667	17-30 6-25	47 31	14 14	18 7	13 13	4 2	6 5	67 50
HISTORY	at Baylor Nebraska	L	26-59 26-55	.441 .473	10-27 8-18	.370 .444	16-22 4-7	.727 .571	14-26 6-22	40 28	12 19	15 12	8 12	3 4	6 4	78 64
	Kansas State at Nebraska	W	18-50 21-56	.360 .376	1-11 3-15	.091 .200	24-35 23-36	.686 .639	13-30 15-25	43 40	29 24	12 10	15 10	6 4	4 10	61 68
	Iowa State at Nebraska	W	26-66 28-65	.394 .431	5-20 3-12	.250 .250	6-9 10-16	.667 .625	12-22 20-29	35 49	20 13	7 12	10 11	8 6	7 4	63 69
114	at Oklahoma Nebraska	L	27-62 21-53	.435 .396	8-19 1-12	.421 .083	14-17 8-16	.824 .500	12-28 10-26	40 36	15 17	19 7	12 20	7 2	7 5	76 51
	at Colorado Nebraska	L	29-61 28-72	.475 .389	4-15 4-19	.267 .211	22-28 9-14	.786 .643	9-34 16-23	43 39	15 20	18 12	19 15	15 2	8 10	84 69
	vs. Missouri Nebraska	L	24-53 17-62	.453 .274	7-21 10-33	.333 .303	15-25 17-27	.600 .630	11-35 15-23	46 38	19 21	10 8	17 12	5 3	4 9	70 61

Points Scored	28, Jake Muhleisen vs. Alaska-Fairbanks (11/23)
Field goals	11, Andrew Drevo at Oklahoma (3/4)
Field goal attempts	20, Nate Johnson vs. Colorado (1/18)
Field goal percentage	.833 (5-6), three times
Three-point goals	5, Brian Conklin at Baylor (2/22); 5, Jake Muhleisen vs. Alaska-Fairbanks (11/23)
Three-point attempts	12, Andrew Drevo vs. Kansas (2/1)
Free throws	9, Andrew Drevo vs. Missouri (3/13), vs. Kansas State (2/25); 9, Nate Johnson vs. Denver (1/4)
Free throw attempts	14, Andrew Drevo vs. Missouri (3/13)
Free throw percentage	1.000 (6-6), Andrew Drevo vs. UC Santa Barbara (12/27) 1.000 (6-6), Nate Johnson vs. Creighton (12/21)
Rebounds	16, John Turek vs. Denver (1/4), vs. South Florida (12/5)
Assists	10, Jake Muhleisen vs. Minnesota (12/8)
Blocked Shots	5, John Turek vs. Minnesota (12/8)
Steals	5, Brennon Clemmons vs. Missouri (3/13), at Colorado (3/8)

Nebraska Individual Highs

Opponent Individual Highs

28, Kirk Hinrich for Kansas (1/11)
10, Andre Emmett for Texas Tech (2/5); 10, Brandon Mouton for Texas (2/15)
22, Andre Emmett for Texas Tech (2/5)
.888 (8-9), Matt Siebrandt for Kansas State (1/22)
6, Kyle Korver for Creighton (12/21)
6, Ricky Clemons for Missouri (2/18)
16, Kyle Korver for Creighton (12/21)
12, Chris Williams for Ball State (11/24)
13, Chris Williams for Ball State (11/24)
13, Ivan McFarlin for Oklahoma State (2/12)
1.000 (8-8), Bernard King for Texas A&M (1/15)
14, Lawrence Roberts for Baylor (2/22)
12, Tyler McKinney for Creighton (12/21)
8, Jackson Vroman for Iowa State (1/25)
4, Brad Oleson for Alaska-Fairbanks (11/23)
4, Jackson Vroman for Iowa State (1/25)
4, Aaron Miles for Kansas (2/1)

Points scored	80, vs. Colorado (1/18)
One half	44, at Colorado (3/8, second half)
Field goals	28, at Colorado (3/8), vs. Iowa State (3/1), vs. Minnesota (12/8)
Field goal attempts	72, at Colorado (3/8)
Field goal percentage	.532 (25-47), vs. Texas-San Antonio (12/1)
Three-point goals	10, vs. Missouri (3/13)
Three-point attempts	33, vs. Missouri (3/13)
Three-point percentage	.444 (8-18), at Baylor (2/22); .444 (4-9) vs. Colorado (1/18)
Free throws	24, vs. Denver (1/4)
Free throw attempts	42, vs. Denver (1/4)
Free throw percentage	.875 (14-16), vs. Ball State (11/24)
Rebounds	49, vs. Iowa State (3/1)
Personal fouls	26, vs. Centenary (11/21)
Assists	18, vs. UC Santa Barbara (12/27)
Turnovers	21, at Kansas (1/11)
Blocked Shots	7, vs. Minnesota (12/8)
Steals	10, at Colorado (3/8), vs. Kansas State (2/25), vs. IPFW (12/14)

Nebraska Team Highs

Nebraska Team Lows

49, at Texas Tech (2/5)
18, at Oklahoma (3/4, first half)
17, vs. Missouri (1/29), vs. Missouri (3/13)
47, vs. Texas-San Antonio (12/1)
.274 (17-62), vs. Missouri (3/13)
1, at Oklahoma (3/4)
9, vs. Colorado (1/18)
.083 (1-12), at Oklahoma (3/4)
4, at Baylor (2/22)
7, at Baylor (2/22)
.500 (8-16), at Oklahoma (3/4)
28, at Baylor (2/22)
13, vs. five teams
6, vs. Texas A&M (1/15)
8, vs. Minnesota (12/8)
0, vs. Denver (1/4)
2, vs. Missouri (1/29)

Points scored	92, at Kansas (1/11)
One half	52, at Kansas (1/11, second half); vs. Oklahoma State (2/12, second half)
Field goals	32, at Kansas (1/11)
Field goal attempts	73, vs. Colorado (1/18)
Field goal percentage	.518, at Iowa State (1/25)
Three-point goals	13, at Missouri (2/18)
Three-point attempts	36, at Missouri (2/18)
Three-point percentage	.500 (5-10), at Texas Tech (2/5)
Free throws	24, vs. Kansas State (2/25), vs. Ball State (11/24)
Free throw attempts	35, vs. Kansas State (2/25)
Free throw percentage	.929 (13-14), vs. Texas A&M (1/15)
Rebounds	52, vs. Kansas (2/1)
Personal fouls	32, vs. Denver (1/4)
Assists	21, at Texas Tech (2/5)
Turnovers	20, vs. Centenary (11/21)
Blocked shots	17, at Iowa State (1/25)
Steals	12, at Texas Tech (2/5), vs. Kansas (2/1)

Opponent Team Highs

Opponent Team Lows

45, vs. Centenary (11/21)
17, vs. UC Santa Barbara (12/27, second half)
10, vs. Centenary (11/21)
47, vs. Eastern Washington (12/31)
200 (10-50), Centenary (11/21)
1, vs. Kansas State (2/25)
10, at Texas Tech (2/5)
.091 (1-11), vs. Kansas State (2/25)
4, at Missouri (2/18)
7, at Missouri (2/18)
.412 (7-17), Missouri (1/29)
28, vs. Alaska-Fairbanks (11/23), vs. Creighton (12/21)
12, at Texas Tech (2/5), at Baylor (2/22)
3, vs. Centenary (11/21)
7, at Arizona State (12/28), at Texas Tech (2/5)
0, vs. Denver (1/4)
3, vs. five teams

Big 12 Team Statistics (all games)

INTRODUCTION
OUTLOOK
PLAYERS
COACHES
STAFF
OPPONENTS
REVIEW
RECORDS
HISTORY

Scoring Offense	G	Points	Avg.
1. Kansas.....	38	3,141	82.7
2. Texas.....	33	2,618	79.3
3. Colorado.....	32	2,405	75.2
4. Texas Tech.....	35	2,543	72.7
5. Missouri.....	33	2,389	72.4
6. Texas A&M.....	28	2,015	72.0
7. Iowa State.....	31	2,187	70.5
8. Oklahoma.....	34	2,392	70.4
9. Kansas State.....	30	2,089	69.6
10. Oklahoma State.....	32	2,224	69.5
11. Baylor.....	28	1,932	69.0
12. Nebraska.....	30	1,900	63.3

3FG Percentage	G	3FG-3FGA	Pct.
1. Oklahoma.....	34	250-638	.392
2. Iowa State.....	31	177-471	.376
3. Oklahoma State.....	32	157-429	.366
4. Texas A&M.....	28	197-543	.363
5. Kansas State.....	30	169-468	.361
6. Missouri.....	33	252-699	.361
7. Texas.....	33	196-550	.356
8. Baylor.....	28	254-743	.342
9. Kansas.....	38	183-546	.335
10. Colorado.....	32	159-487	.326
11. Texas Tech.....	35	112-357	.314
12. Nebraska.....	30	139-504	.276

Rebound Margin	G	Avg./Opp.	Avg. Margin
1. Kansas.....	38	41.8/33.9	+7.9
2. Texas.....	33	42.0/35.1	+6.9
3. Colorado.....	32	42.2/36.8	+5.5
4. Oklahoma.....	34	36.8/32.3	+4.5
5. Missouri.....	33	39.4/36.1	+3.3
6. Iowa State.....	31	36.4/33.4	+3.0
7. Kansas State.....	30	37.1/34.3	+2.8
8. Oklahoma St.....	32	36.7/35.6	+1.1
9. Texas Tech.....	35	34.6/35.4	-0.8
10. Nebraska.....	30	38.1/39.0	-0.9
11. Baylor.....	28	34.9/37.6	-2.7
12. Texas A&M.....	28	36.6/39.6	-3.0

Scoring Defense	G	Points	Avg.
1. Oklahoma.....	35	2,041	60.0
2. Oklahoma State.....	32	2,004	62.6
3. Texas Tech.....	35	2,315	66.1
4. Kansas State.....	30	1,985	66.2
5. Iowa State.....	31	2,052	66.2
6. Kansas.....	38	2,541	66.9
7. Missouri.....	33	2,233	67.7
8. Baylor.....	28	1,915	68.4
9. Nebraska.....	30	2,054	68.5
10. Texas.....	33	2,300	69.7
11. Colorado.....	32	2,251	70.3
12. Texas A&M.....	28	2,050	73.2

3FG Pct. Defense	G	3FG-3FGA	Pct.
1. Nebraska.....	30	193-638	.303
2. Oklahoma.....	34	150-468	.321
3. Baylor.....	28	152-468	.325
4. Texas A&M.....	28	179-540	.331
5. Missouri.....	33	200-601	.333
6. Oklahoma State.....	32	170-498	.341
7. Iowa State.....	31	167-485	.344
8. Kansas State.....	30	195-566	.345
9. Colorado.....	32	216-626	.345
10. Texas Tech.....	35	232-668	.347
11. Texas.....	33	200-573	.349
12. Kansas.....	38	265-731	.363

Blocked Shots	G	Blocks	Avg./G
1. Colorado.....	32	214	6.69
2. Iowa State.....	31	170	5.48
3. Oklahoma State.....	32	171	5.34
4. Kansas.....	38	192	5.05
5. Missouri.....	33	144	4.36
6. Texas.....	33	121	3.67
7. Kansas State.....	30	109	3.63
8. Oklahoma.....	34	123	3.62
9. Nebraska.....	30	96	3.20
10. Baylor.....	28	83	2.96
11. Texas Tech.....	35	83	2.37
12. Texas A&M.....	28	59	2.11

Scoring Margin	G	Off.-Def.	Avg.
1. Kansas.....	38	82.7-66.9	+15.8
2. Oklahoma.....	34	70.4-60.0	+10.3
3. Texas.....	33	79.3-69.7	+9.6
4. Oklahoma State.....	32	69.5-62.6	+6.9
5. Texas Tech.....	36	72.7-66.1	+6.5
6. Colorado.....	32	75.2-70.3	+4.8
7. Missouri.....	33	72.4-67.7	+4.7
8. Iowa State.....	31	70.5-66.2	+4.4
9. Kansas State.....	30	69.6-66.2	+3.5
10. Baylor.....	28	69.0-68.4	+0.6
11. Texas A&M.....	28	72.0-73.2	-1.2
12. Nebraska.....	30	63.3-68.5	-5.1

Free Throw Pct.	G	FT-FTA	Pct.
1. Baylor.....	28	356-491	.725
2. Texas.....	33	590-818	.721
3. Oklahoma.....	34	436-629	.693
4. Texas A&M.....	28	406-588	.690
5. Iowa State.....	31	382-564	.677
6. Colorado.....	32	508-759	.669
7. Texas Tech.....	35	473-713	.663
8. Missouri.....	33	397-600	.662
9. Kansas.....	38	594-906	.656
10. Oklahoma State.....	32	467-719	.650
11. Nebraska.....	30	389-599	.649
12. Kansas State.....	30	388-617	.629

Assists	G	Assists	Avg./G
1. Kansas.....	38	653	17.18
2. Texas Tech.....	35	565	16.14
3. Texas A&M.....	28	447	15.96
4. Kansas State.....	30	462	15.40
5. Texas.....	33	478	14.48
6. Baylor.....	28	398	14.21
7. Oklahoma.....	34	482	14.18
8. Missouri.....	33	452	13.70
9. Colorado.....	32	424	13.25
10. Oklahoma State.....	32	408	12.75
11. Iowa State.....	31	371	11.97
12. Nebraska.....	30	335	11.17

FG Percentage	G	FG-FGA	Pct.
1. Kansas.....	38	1,182-2,392	.494
2. Texas Tech.....	35	979-2,092	.468
3. Kansas State.....	30	766-1,674	.458
4. Iowa State.....	31	814-1,789	.455
5. Oklahoma State.....	32	800-1,784	.448
6. Oklahoma.....	34	853-1,912	.446
7. Texas.....	33	916-2,055	.446
8. Missouri.....	33	870-1,959	.444
9. Colorado.....	32	869-1,961	.443
10. Texas A&M.....	28	706-1,653	.427
11. Baylor.....	28	661-1,624	.407
12. Nebraska.....	30	686-1,724	.398

Rebound Offense	G	Reb.	Avg./G
1. Colorado.....	32	1,351	44.2
2. Texas.....	33	1,386	42.0
3. Kansas.....	38	1,589	41.8
4. Missouri.....	33	1,301	39.4
5. Nebraska.....	30	1,143	38.1
6. Kansas State.....	30	1,112	37.1
7. Oklahoma.....	34	1,251	36.8
8. Oklahoma State.....	32	1,175	36.7
9. Texas A&M.....	28	1,024	36.6
10. Iowa State.....	31	1,129	36.4
11. Baylor.....	28	977	34.9
12. Texas Tech.....	35	1,211	34.6

Steals	G	Steals	Avg./G
1. Kansas.....	38	373	9.82
2. Oklahoma State.....	32	286	8.94
3. Texas Tech.....	35	297	8.49
4. Baylor.....	28	233	8.32
5. Oklahoma.....	34	237	6.97
6. Nebraska.....	30	188	6.27
7. Texas.....	33	206	6.24
8. Colorado.....	32	196	6.12
9. Texas A&M.....	28	170	6.07
10. Missouri.....	33	185	5.61
11. Iowa State.....	31	173	5.58
12. Kansas State.....	30	148	4.93

FG Pct. Defense	G	FG-FGA	Pct.
1. Oklahoma State.....	32	699-1,775	.394
2. Kansas State.....	30	689-1,718	.401
3. Kansas.....	38	937-2,332	.402
4. Colorado.....	32	813-2,020	.402
5. Missouri.....	33	809-1,985	.408
6. Nebraska.....	30	724-1,774	.408
7. Oklahoma.....	34	740-1,796	.412
8. Texas.....	33	814-1,963	.415
9. Iowa State.....	31	725-1,715	.423
10. Texas Tech.....	35	854-1,970	.434
11. Texas A&M.....	28	745-1,707	.436
12. Baylor.....	28	743-1,648	.451

Rebound Defense	G	Reb.	Avg./G
1. Oklahoma.....	34	1,098	32.3
2. Iowa State.....	31	1,036	33.4
3. Kansas.....	38	1,288	33.9
4. Kansas State.....	30	1,028	34.3
5. Texas.....	33	1,158	35.1
6. Texas Tech.....	35	1,239	35.4
7. Oklahoma State.....	32	1,140	35.6
8. Missouri.....	33	1,191	36.1
9. Colorado.....	32	1,176	36.8
10. Baylor.....	28	1,053	37.6
11. Nebraska.....	30	1,171	39.0
12. Texas A&M.....	28	1,109	39.6

Big 12 Team Statistics (league-only games)

Scoring Offense			3FG Percentage			Rebound Margin					
G	Points	Avg.	G	3FG-3FGA	Pct.	G	Avg./Opp.	Avg. Margin			
1. Kansas.....	16	1,265	79.1	1. Oklahoma.....	16	122-289	.422	1. Texas.....	16	42.1/34.5	+7.6
2. Texas.....	16	1,261	78.8	2. Oklahoma State.....	16	82-212	.387	2. Kansas.....	16	41.3/34.7	+6.6
3. Colorado.....	16	1,170	73.1	3. Texas.....	16	85-232	.366	3. Colorado.....	16	43.1/39.2	+3.9
4. Oklahoma.....	16	1,111	69.4	4. Iowa State.....	16	93-257	.362	4. Oklahoma.....	16	36.9/34.4	+2.6
5. Missouri.....	16	1,090	68.1	5. Texas A&M.....	16	109-320	.341	5. Missouri.....	16	38.4/36.4	+1.9
6. Oklahoma State.....	16	1,089	68.1	6. Kansas.....	16	70-210	.333	6. Kansas State.....	16	37.0/36.4	+0.6
7. Texas A&M.....	16	1,088	68.0	7. Missouri.....	16	115-348	.330	7. Oklahoma St.....	16	36.9/38.8	-1.9
8. Texas Tech.....	16	1,069	66.8	8. Colorado.....	16	78-242	.322	8. Iowa State.....	16	33.4/35.8	-2.4
9. Kansas State.....	16	1,054	65.9	9. Baylor.....	16	133-418	.318	9. Texas A&M.....	16	35.5/39.9	-4.4
10. Baylor.....	16	1,044	65.2	10. Kansas State.....	16	75-242	.310	10. Baylor.....	16	32.6/37.2	-4.6
11. Iowa State.....	16	1,012	63.2	11. Texas Tech.....	16	53-173	.306	11. Nebraska.....	16	36.7/41.6	-4.9
12. Nebraska.....	16	965	60.3	12. Nebraska.....	16	67-251	.267	12. Texas Tech.....	16	32.2/37.2	-4.9

Scoring Defense			3FG Pct. Defense			Blocked Shots					
G	Points	Avg.	G	3FG-3FGA	Pct.	G	Blocks	Avg./G			
1. Oklahoma.....	16	980	61.2	1. Oklahoma.....	16	64-207	.309	1. Colorado.....	16	122	7.62
2. Kansas.....	16	1,018	63.6	2. Nebraska.....	16	102-317	.322	2. Oklahoma State.....	16	87	5.44
3. Oklahoma State.....	16	1,046	65.4	3. Kansas State.....	16	90-275	.327	3. Kansas.....	16	78	4.94
4. Texas Tech.....	16	1,085	67.8	4. Oklahoma State.....	16	79-241	.328	4. Iowa State.....	16	78	4.94
5. Kansas State.....	16	1,099	68.7	5. Missouri.....	16	86-259	.332	5. Oklahoma.....	16	68	4.25
6. Missouri.....	16	1,102	68.9	6. Kansas.....	16	93-278	.335	6. Missouri.....	16	66	4.12
7. Iowa State.....	16	1,108	69.2	7. Texas A&M.....	16	94-280	.336	7. Texas.....	16	62	3.88
8. Texas.....	16	1,109	69.3	8. Colorado.....	16	98-289	.339	8. Kansas State.....	16	59	3.69
9. Colorado.....	16	1,131	70.7	9. Baylor.....	16	82-241	.340	9. Nebraska.....	16	50	3.12
10. Nebraska.....	16	1,170	73.1	10. Texas.....	16	99-283	.350	10. Texas Tech.....	16	42	2.62
11. Baylor.....	16	1,180	73.8	11. Iowa State.....	16	85-241	.353	11. Texas A&M.....	16	37	2.31
12. Texas A&M.....	16	1,190	74.4	12. Texas Tech.....	16	110-283	.389	12. Baylor.....	16	36	2.25

Scoring Margin			Free Throw Pct.			Assists					
G	Off.-Def.	Avg.	G	FT-FTA	Pct.	G	Assists	Avg./G			
1. Kansas.....	16	79.1-63.6	+15.4	1. Texas A&M.....	16	225-310	.726	1. Kansas.....	16	257	16.06
2. Texas.....	16	78.8-69.3	+9.5	2. Baylor.....	16	205-285	.719	2. Texas Tech.....	16	246	15.38
3. Oklahoma.....	16	69.4-61.2	+8.2	3. Texas.....	16	294-417	.705	3. Kansas State.....	16	235	14.69
4. Oklahoma State.....	16	68.1-65.4	+2.7	4. Oklahoma.....	16	203-292	.695	4. Texas A&M.....	16	228	14.25
5. Colorado.....	16	73.1-70.7	+2.4	5. Kansas.....	16	255-376	.678	5. Oklahoma.....	16	224	14.00
6. Missouri.....	16	68.1-68.9	-0.8	6. Colorado.....	16	248-366	.678	6. Texas.....	16	218	13.62
7. Texas Tech.....	16	66.8-67.8	-1.0	7. Texas Tech.....	16	186-285	.653	7. Missouri.....	16	207	12.94
8. Kansas State.....	16	65.9-68.7	-2.8	8. Missouri.....	16	163-250	.652	8. Colorado.....	16	205	12.81
9. Iowa State.....	16	63.2-69.2	-6.0	9. Oklahoma State.....	16	217-338	.642	9. Baylor.....	16	204	12.75
10. Texas A&M.....	16	68.0-74.4	-6.4	10. Nebraska.....	16	194-303	.640	10. Oklahoma State.....	16	188	11.75
11. Baylor.....	16	65.2-73.8	-8.5	11. Kansas State.....	16	201-317	.634	11. Iowa State.....	16	177	11.06
12. Nebraska.....	16	60.3-73.1	-12.8	12. Iowa State.....	16	149-241	.618	12. Nebraska.....	16	159	9.94

FG Percentage			Rebound Offense			Steals					
G	FG-FGA	Pct.	G	Reb.	Avg./G	G	Steals	Avg./G			
1. Kansas.....	16	470-994	.473	1. Colorado.....	16	690	43.1	1. Kansas.....	16	157	9.81
2. Texas.....	16	441-965	.457	2. Texas.....	16	673	42.1	2. Oklahoma State.....	16	131	8.19
3. Texas Tech.....	16	415-948	.438	3. Kansas.....	16	661	41.3	3. Baylor.....	16	121	7.56
4. Oklahoma.....	16	393-899	.437	4. Missouri.....	16	614	38.4	4. Texas Tech.....	16	118	7.38
5. Oklahoma State.....	16	395-908	.435	5. Kansas State.....	16	592	37.0	5. Nebraska.....	16	106	6.62
6. Iowa State.....	16	385-893	.431	6. Oklahoma.....	16	591	36.9	6. Colorado.....	16	95	5.94
7. Kansas State.....	16	389-903	.431	7. Oklahoma State.....	16	590	36.9	7. Texas A&M.....	16	91	5.69
8. Missouri.....	16	406-960	.423	8. Nebraska.....	16	587	36.7	8. Oklahoma.....	16	85	5.31
9. Colorado.....	16	422-1,006	.419	9. Texas A&M.....	16	568	35.5	9. Missouri.....	16	81	5.06
10. Texas A&M.....	16	377-947	.398	10. Iowa State.....	16	534	33.4	10. Texas.....	16	81	5.06
11. Baylor.....	16	353-897	.394	11. Baylor.....	16	521	32.6	11. Iowa State.....	16	80	5.00
12. Nebraska.....	16	352-927	.380	12. Texas Tech.....	16	516	32.2	12. Kansas State.....	16	76	4.75

FG Pct. Defense			Rebound Defense				
G	FG-FGA	Pct.	G	Reb.	Avg./G		
1. Kansas.....	16	371-943	.393	1. Oklahoma.....	16	550	34.4
2. Colorado.....	16	403-1,019	.395	2. Texas.....	16	552	34.5
3. Oklahoma.....	16	348-871	.400	3. Kansas.....	16	555	34.7
4. Oklahoma State.....	16	372-927	.401	4. Iowa State.....	16	572	35.8
5. Kansas State.....	16	385-925	.416	5. Kansas State.....	16	582	36.4
6. Texas.....	16	401-958	.419	6. Missouri.....	16	583	36.4
7. Missouri.....	16	408-943	.433	7. Texas Tech.....	16	595	37.2
8. Nebraska.....	16	426-982	.434	8. Baylor.....	16	595	37.2
9. Iowa State.....	16	396-897	.441	9. Oklahoma State.....	16	621	38.8
10. Texas Tech.....	16	390-879	.444	10. Colorado.....	16	628	39.2
11. Texas A&M.....	16	429-952	.451	11. Texas A&M.....	16	638	39.9
12. Baylor.....	16	469-951	.493	12. Nebraska.....	16	666	41.6

INTRODUCTION
OUTLOOK
PLAYERS
COACHES
STAFF
OPPONENTS
REVIEW
RECORDS
HISTORY

Big 12 Individual Statistics (all games)

2003 Final Standings

	Conference		Overall		Postseason
	W-L	Pct.	W-L	Pct.	
1. Kansas	14-2	.875	30-8	.789	5-1, NCAA Runner-up
2. Texas	13-3	.812	26-7	.788	4-1, NCAA Final Four
3. Oklahoma	12-4	.750	27-7	.794	3-1, NCAA Elite Eight
4. Oklahoma State	10-6	.625	22-10	.688	1-1, NCAA Second Round
5. Missouri	9-7	.562	22-11	.667	1-1, NCAA Second Round
Colorado	9-7	.562	20-12	.625	0-1, NCAA First Round
7. Texas Tech	6-10	.375	22-13	.629	5-1, NIT Final Four (3rd)
Texas A&M	6-10	.375	14-14	.500	
9. Iowa State	5-11	.312	17-14	.548	1-1, NIT Second Round
Baylor	5-11	.312	14-14	.500	
11. Kansas State	4-12	.250	13-17	.433	
12. Nebraska	3-13	.188	11-19	.367	

Scoring

	G	Points	Avg.
1. Andre Emmett, TTU	34	741	21.8
2. Nick Collison, KU	38	702	18.5
3. Hollis Price, OU	34	612	18.0
4. Rickey Paulding, MU	33	573	17.4
5. Kirk Hinrich, KU	38	641	17.3
6. Jake Sullivan, ISU	31	528	17.0
7. Bernard King, A&M	27	459	17.0
8. Michel Morandais, CU	31	525	16.9
9. Arthur Johnson, MU	33	532	16.1
10. Keith Langford, KU	38	603	15.9

20. Andrew Drevo, NU	29	402	13.9
21. Nate Johnson, NU	28	373	13.3

Rebounding

	G	Off-Tot.	Avg.
1. James Thomas, UT	33	128-363	11.0
2. Lawrence Roberts, BU	26	103-271	10.4
3. Nick Collison, KU	38	125-380	10.0
4. Arthur Johnson, MU	33	118-316	9.6
5. Jackson Vroman, ISU	31	80-291	9.4
6. Stephane Pelle, CU	32	97-298	9.3
7. David Harrison, CU	32	103-265	8.3
8. Ivan McFarlin, OSU	32	101-251	7.8
9. Pervis Pasco, KSU	30	77-224	7.5
10. Andrew Drevo, NU	29	61-212	7.3

14. John Turek, NU	30	77-196	6.5
--------------------	----	--------	-----

FG Pct. (Min. 4.0/g)

	G	FG-FGA	Pct.
1. Kevin Bookout, OU	34	142-242	.587
2. Nick Collison, KU	38	281-507	.554
3. Matt Siebrandt, KSU	29	132-239	.552
4. Jackson Vroman, ISU	31	155-281	.552
5. David Harrison, CU	32	164-300	.547
6. Ivan McFarlin, OSU	32	133-244	.545
7. Keith Langford, KU	38	249-453	.530
8. Andre Emmett, TTU	34	297-595	.499
9. Kasib Powell, TTU	35	203-409	.496
10. Arthur Johnson, MU	33	222-450	.493

FT Pct. (Min. 2.0/g)

	G	FT-FTA	Pct.
1. Hollis Price, OU	34	130-140	.929
2. Jake Sullivan, ISU	31	103-118	.873
3. T.J. Ford, UT	33	159-194	.820
4. Bradley Jackson, A&M	28	57-71	.803
5. Ricky Clemons, MU	32	65-81	.802
6. Rickey Paulding, MU	33	100-125	.800
7. Stephane Pelle, CU	32	98-123	.797
8. Michel Morandais, CU	31	94-121	.777
9. Matt Sayman, BU	28	59-76	.776
10. Bernard King, A&M	27	139-182	.764

14. Nate Johnson, NU	28	83-114	.728
----------------------	----	--------	------

3FG Pct. (Min. 1.0/g)

	G	3FG-FGA	Pct.
1. Quannas White, OU	34	50-110	.455
2. Brian Boddicker, UT	33	50-114	.439
3. Gilson DeJesus, KSU	30	80-183	.437
4. Hollis Price, OU	34	94-217	.433
5. Jake Sullivan, ISU	31	67-160	.419
6. Brandon Mouton, UT	33	57-138	.413
7. Kirk Hinrich, KU	37	89-219	.406
8. R.T. Guinn, BU	29	49-121	.405
9. Kevin Turner, A&M	28	44-109	.404
10. Kenny Taylor, BU	28	87-223	.390

3FG Made

	G	3FG	Avg.
1. Kenny Taylor, BU	28	87	3.11
2. Hollis Price, OU	34	94	2.76
3. Ricky Clemons, MU	32	88	2.75
4. Gilson DeJesus, KSU	30	80	2.67
5. Blair Wilson, CU	32	83	2.59
6. Kirk Hinrich, KU	37	89	2.41
7. Rickey Paulding, MU	33	75	2.27
8. Antoine Wright, A&M	28	63	2.25
9. Jake Sullivan, ISU	31	67	2.16
10. Tim Barnes, ISU	31	57	1.84

Assists

	G	Assist	Avg.
1. T.J. Ford, UT	33	254	7.70
2. Aaron Miles, KU	38	244	6.42
3. Bernard King, A&M	27	150	5.56
4. Tim Barnes, ISU	31	154	4.97
5. Frank Richards, KSU	30	146	4.87
6. John Lucas, BU	28	122	4.36
7. Kasib Powell, TTU	35	151	4.31
8. Quannas White, OU	34	139	4.09
9. Ricky Clemons, MU	32	121	3.78
10. Kirk Hinrich, KU	37	130	3.51

Steals

	G	Steals	Avg.
1. Aaron Miles, KU	38	91	2.39
2. T.J. Ford, UT	33	66	2.00
3. Victor Williams, OSU	32	63	1.97
4. Tony Allen, OSU	32	62	1.94
5. Andre Emmett, TTU	34	64	1.88
6. Kirk Hinrich, KU	37	69	1.86
7. Brennon Clemmons, NU	26	47	1.81
8. Lawrence Roberts, BU	26	45	1.73
9. Melvin Sanders, OSU	32	53	1.66
10. Ronald Ross, TTU	35	56	1.60

Blocks

	G	Blocks	Avg.
1. David Harrison, CU	32	106	3.31
2. Andre Williams, OSU	32	85	2.66
3. Nick Collison, KU	38	74	1.95
4. Jared Homan, ISU	31	58	1.87
5. Arthur Johnson, MU	33	61	1.85
6. John Turek, NU	30	52	1.73
7. Jackson Vroman, ISU	31	48	1.55
8. Pervis Pasco, KSU	30	46	1.53
9. Jabahri Brown, OU	32	41	1.28
10. Travon Bryant, MU	33	41	1.24

Offensive Rebounds

	G	Reb.	Avg.
1. Lawrence Roberts, BU	26	103	3.96
2. James Thomas, UT	33	128	3.88
3. Arthur Johnson, MU	33	118	3.58
4. Nick Collison, KU	38	125	3.29
5. David Harrison, CU	32	103	3.22
6. Ivan McFarlin, OSU	32	101	3.16
7. Jared Homan, ISU	31	94	3.03
8. Stephane Pelle, CU	32	97	3.03
9. Jackson Vroman, ISU	31	80	2.58
10. John Turek, NU	30	77	2.57
Pervis Pasco, KSU	30	77	2.57

Defensive Rebounds

	G	Reb.	Avg.
1. James Thomas, UT	33	235	7.12
2. Jackson Vroman, ISU	31	211	6.81
3. Nick Collison, KU	38	255	6.71
4. Lawrence Roberts, BU	26	168	6.46
5. Stephane Pelle, CU	32	201	6.28
6. Arthur Johnson, MU	33	198	6.00
7. Antoine Wright, A&M	28	152	5.43
8. Andrew Drevo, NU	29	151	5.21
9. David Harrison, CU	32	162	5.06
10. Pervis Pasco, KSU	30	147	4.90

Double-Doubles

1. Arthur Johnson, MU	19
2. James Thomas, UT	16
Nick Collison, KU	16
4. Lawrence Roberts, BU	14
5. Jackson Vroman, ISU	12
Stephane Pelle, CU	12
7. Ivan McFarlin, OSU	9
David Harrison, CU	9
9. Wayne Simien, KU	7
Pervis Pasco, KSU	7
11. Andrew Drevo, NU	6
Antoine Wright, A&M	6
Jeff Graves, KU	6

Big 12 Individual Statistics (league-only games)

Scoring	G	Points	Avg.
1. Andre Emmett, TTU.....	15	327	21.8
2. Hollis Price, OU.....	16	322	20.1
3. Kirk Hinrich, KU.....	16	303	18.9
4. Michel Morandais, CU.....	15	276	18.4
5. Nick Collison, KU.....	16	288	18.0
6. Bernard King, A&M.....	16	280	17.5
7. Victor Williams, OSU.....	16	277	17.3
8. Jake Sullivan, ISU.....	16	268	16.8
9. Rickey Paulding, MU.....	16	254	16.5
10. T.J. Ford, UT.....	16	259	16.2
16. Andrew Drevo, NU.....	16	223	13.9
17. Nate Johnson, NU.....	15	209	13.9

Rebounding	G	Off.-Tot.	Avg.
1. Lawrence Roberts, BU.....	16	182	11.4
2. James Thomas, UT.....	16	179	11.2
3. Nick Collison, KU.....	16	162	10.1
4. Stephane Pelle, CU.....	16	153	9.6
5. Arthur Johnson, MU.....	16	148	9.2
6. Jackson Vroman, ISU.....	16	139	8.7
7. David Harrison, CU.....	16	129	8.1
8. Pervis Pasco, KSU.....	16	120	7.5
9. Jeff Graves, KU.....	16	112	7.0
Ivan McFarlin, OSU.....	16	112	7.0
11. John Turek, NU.....	16	106	6.6
14. Andrew Drevo, NU.....	16	100	6.2

FG Pct. (Min. 4.0 made)	G	FG-FGA	Pct.
1. Kevin Bookout, OU.....	16	73-126	.579
2. Matt Siebrandt, KSU.....	16	84-145	.579

3. Jackson Vroman, ISU.....	16	68-127	.535
4. James Thomas, UT.....	16	65-124	.524
5. David Harrison, CU.....	16	69-140	.493
6. Kirk Hinrich, KU.....	16	108-221	.489
7. Keith Langford, KU.....	16	84-173	.486
8. Nick Collison, KU.....	16	116-241	.481
9. Arthur Johnson, MU.....	16	107-227	.471
10. Melvin Sanders, OSU.....	16	84-179	.469

FT Pct. (Min. 3.0 made)	G	FT-FTA	Pct.
1. Hollis Price, OU.....	16	58-62	.935
2. Rickey Paulding, MU.....	16	50-58	.862
3. T.J. Ford, UT.....	16	89-107	.832
4. Matt Sayman, BU.....	16	39-47	.830
5. Jake Sullivan, ISU.....	16	36-44	.818
6. Bernard King, A&M.....	16	82-102	.804
7. Michel Morandais, CU.....	15	58-74	.784
8. Andre Emmett, TTU.....	15	65-83	.783
9. Victor Williams, OSU.....	16	71-92	.772
10. Brennon Clemmons, NU.....	16	43-56	.768
11. Nate Johnson, NU.....	15	45-59	.763

3FG Pct. (Min. 1.0 made)	G	3FG-FGA	Pct.
1. Quannas White, OU.....	16	27-52	.519
2. Hollis Price, OU.....	16	56-110	.509
3. Brandon Mouton, UT.....	16	25-58	.448
4. Michel Morandais, CU.....	15	26-59	.441
5. Jake Sullivan, ISU.....	16	36-83	.434
6. Kirk Hinrich, KU.....	16	35-82	.427
7. Will Chavis, TTU.....	16	27-64	.422
8. Victor Williams, OSU.....	16	30-73	.411
9. Melvin Sanders, OSU.....	16	34-85	.400
10. Gilson DeJesus, KSU.....	16	38-96	.396

3FG Made	G	3FG	Avg.
1. Hollis Price, OU.....	16	56	3.50
2. Kenny Taylor, BU.....	16	44	2.75
3. Ricky Clemons, MU.....	15	41	2.73
4. Blair Wilson, CU.....	16	40	2.50
5. Gilson DeJesus, KSU.....	16	38	2.38
6. Jake Sullivan, ISU.....	16	36	2.25
7. Kirk Hinrich, KU.....	16	35	2.19
8. Melvin Sanders, OSU.....	16	34	2.12
9. Antoine Wright, A&M.....	16	32	2.00
Rickey Paulding, MU.....	16	32	2.00
14. Andrew Drevo, NU.....	16	29	1.81

Assists	G	Asst.	Avg.
1. T.J. Ford, UT.....	16	111	6.94
2. Aaron Miles, KU.....	16	96	6.00
3. Bernard King, A&M.....	16	86	5.38
4. Frank Richards, KSU.....	16	76	4.75
5. Kasib Powell, TTU.....	16	71	4.44
6. Quannas White, OU.....	16	69	4.31
7. Michel Morandais, CU.....	15	63	4.20
8. John Lucas, BU.....	16	65	4.06
9. Tim Barnes, ISU.....	16	62	3.88
10. Jimmy McKinney, MU.....	16	61	3.81
11. Brennon Clemmons, NU.....	16	57	3.56

Steals	G	Steals	Avg.
1. Aaron Miles, KU.....	16	45	2.81
2. Brennon Clemmons, NU.....	16	36	2.25
3. Lawrence Roberts, BU.....	16	30	1.88
Kirk Hinrich, KU.....	16	30	1.88
T.J. Ford, UT.....	16	30	1.88
6. Ricky Clemons, MU.....	15	28	1.87
7. Tony Allen, OSU.....	16	29	1.81
Victor Williams, OSU.....	16	29	1.81
9. Andre Emmett, TTU.....	15	26	1.73
10. Ronald Ross, TTU.....	16	25	1.56
Hollis Price, OU.....	16	25	1.56

13. Nate Johnson, NU.....	15	22	1.47
---------------------------	----	----	------

Blocked Shots	G	Blocks	Avg.
1. David Harrison, CU.....	16	50	3.12
2. Andre Williams, OSU.....	16	45	2.81
3. Nick Collison, KU.....	16	30	1.88
Jared Homan, ISU.....	16	30	1.88
5. John Turek, NU.....	16	27	1.69
6. Pervis Pasco, KSU.....	16	25	1.56
7. Arthur Johnson, MU.....	16	24	1.50
8. Jabahri Brown, OU.....	14	21	1.50
9. Jackson Vroman, ISU.....	16	22	1.38
10. Stephane Pelle, CU.....	16	21	1.31

2003 All-Big 12 Teams

First Team

Associated Press Poll

	Pos.	Coaches Poll
Nick Collison, Kansas.....	F.....	Nick Collison, Kansas
Kirk Hinrich, Kansas.....	G.....	Kirk Hinrich, Kansas
Hollis Price, Oklahoma.....	G.....	Hollis Price, Oklahoma
T.J. Ford, Texas.....	G.....	T.J. Ford, Texas
Andre Emmett, Texas Tech.....	G.....	Andre Emmett, Texas Tech

Second Team

Arthur Johnson, Missouri.....	C.....	Arthur Johnson, Missouri
Bernard King, Texas A&M.....	G.....	Rickey Paulding, Missouri
Victor Williams, Oklahoma State.....	G.....	Victor Williams, Oklahoma State
Michel Morandais, Colorado.....	G.....	Michel Morandis, Colorado
James Thomas, Texas.....	F.....	James Thomas, Texas

Third Team

Lawrence Roberts, Baylor.....	F.....	Lawrence Roberts, Baylor
Jake Sullivan, Iowa State.....	G.....	Jake Sullivan, Iowa State
Rickey Paulding, Missouri.....	G.....	Quannas White, Oklahoma
Melvin Sanders, Oklahoma State.....	F.....	Brandon Mouton, Texas
Stephane Pelle, Colorado.....	F.....	Stephane Pelle, Colorado

Honorable-Mention (Nebraska players): Andrew Drevo (AP), Nate Johnson (Coaches)

All-Big 12 Specialty Teams (Nebraska players): Andrew Drevo, All-Newcomer Team

Coach of the Year: Rick Barnes, Texas

Player of the Year: Nick Collison, Kansas

Newcomer of the Year: Tony Allen, Oklahoma State

Freshman of the Year: Antoine Wright, Texas A&M

INTRODUCTION

OUTLOOK

PLAYERS

COACHES

STAFF

OPPONENTS

REVIEW

RECORDS

HISTORY

2002-03 Game-by-Game Box Scores

INTRODUCTION OUTLOOK PLAYERS COACHES STAFF OPPONENTS REVIEW RECORDS HISTORY

GAME 1

Nebraska 68, Centenary 45

Nov. 21, 2002 at Fairbanks, Alaska (Top of the World Classic)
Centenary 45

Player	tot-fg		3-pt		rebounds		pf	tp	a	to	blk	s	min			
	fg	fga	fg	fga	of	de										
Wisniewski, Andrew g	2	13	1	7	4	4	3	3	6	1	9	2	5	0	2	38
Evans, Rickey g	0	6	0	3	2	2	2	1	3	0	2	0	1	0	1	30
Gale, Michael f	1	7	0	0	4	4	1	3	4	4	6	3	0	1	0	19
MacIles, Chad f	0	4	0	1	4	6	3	3	6	1	4	0	4	0	2	28
Mickel, Ronald f	0	0	0	0	2	2	0	1	1	4	2	0	2	1	0	8
Buettner, Paul	0	0	0	0	0	0	0	0	0	0	0	0	0	0	1	1
Davis, Shawn	1	5	0	0	5	9	3	6	9	3	7	1	3	1	0	29
Hooper, DeMario	1	3	0	1	2	4	0	2	2	0	4	0	1	0	0	17
Mosley, Aaron	0	1	0	1	0	0	0	0	0	3	0	0	1	0	0	9
Thibodeaux, Josh	5	11	1	3	0	0	3	2	5	3	11	0	0	0	1	21
Team																
Totals	10	50	2	16	23	31	16	24	40	19	45	3	20	3	6	200

Total FG% 1st Half: 5-22, .227 2nd Half: 5-28, .179 Game: 10-50, .200 Deadball Rebounds
3-Pt. FG% 1st Half: 2-10, .200 2nd Half: 0-6, .000 Game: 2-16, .125 4
F Throw % 1st Half: 15-18, .833 2nd Half: 8-13, .615 Game: 23-31, .742

Nebraska 68

Player	tot-fg		3-pt		rebounds		pf	tp	a	to	blk	s	min			
	fg	fga	fg	fga	of	de										
Johnson, Nate g	4	9	1	4	0	2	0	3	3	3	9	1	4	0	0	21
Muhleisen, Jake g	4	9	1	3	0	0	0	3	3	3	9	2	2	0	0	27
Clemmons, Brennon g	4	5	1	1	0	0	1	4	5	4	9	2	1	1	1	22
Drevo, Andrew f	2	6	1	2	1	2	2	2	4	2	6	2	1	0	1	26
Turek, John f	3	5	0	0	1	2	1	1	2	4	7	1	3	3	0	24
Bohac, Adam	0	0	0	0	0	0	0	1	1	0	0	1	0	0	0	2
Conklin, Brian	3	8	2	6	0	0	1	5	6	1	8	1	2	0	2	21
Dourisseau, Jason	1	3	0	2	0	0	1	0	1	0	2	0	0	0	0	8
Enright, Roy	0	0	0	0	2	2	0	0	0	2	2	0	1	0	0	4
Heimos, Dan	0	0	0	0	0	0	0	0	0	0	0	0	0	0	0	1
McCarty, Marques	0	0	0	0	0	0	0	1	1	0	0	0	0	0	0	3
Schlep, Bronsen	0	0	0	0	0	1	1	0	1	0	0	0	0	0	0	1
Simms, Corey	3	6	0	0	4	4	2	4	6	3	10	2	3	0	1	27
Wilbrand, Tony	0	1	0	0	0	0	0	0	0	0	0	0	0	0	0	1
Wilkinson, Wesley	3	7	0	0	0	0	0	2	2	4	6	1	0	1	0	12
Team																
Totals	27	58	6	18	8	13	10	28	38	26	68	13	17	5	5	200

Total FG% 1st Half: 15-29, .517 2nd Half: 12-29, .414 Game: 27-58, .466 Deadball Rebounds
3-Pt. FG% 1st Half: 4-10, .400 2nd Half: 2-8, .250 Game: 6-18, .333 2
F Throw % 1st Half: 5-8, .625 2nd Half: 3-5, .600 Game: 8-13, .615

Officials: Stowe, Terrazas, Fyten. Technical fouls: None
Attendance: 3,140

Score by Periods	1st	2nd	Total
Centenary	27	18	45
Nebraska	39	29	68

GAME 2

Alaska-Fairbanks 64, Nebraska 61

Nov. 23, 2002 at Fairbanks, Alaska (Top of the World Classic)
Nebraska 61

Player	tot-fg		3-pt		rebounds		pf	tp	a	to	blk	s	min			
	fg	fga	fg	fga	of	de										
Johnson, Nate g	3	10	1	6	0	1	1	1	2	1	7	3	2	0	2	34
Muhleisen, Jake g	10	16	5	8	3	3	3	2	5	0	28	2	5	0	3	38
Clemmons, Brennon g	1	5	0	1	0	0	0	3	3	3	2	2	5	0	1	33
Drevo, Andrew f	2	7	0	1	5	8	4	2	6	1	9	0	1	1	0	23
Turek, John f	1	5	0	0	0	0	0	3	3	3	2	1	0	1	0	21
Conklin, Brian	2	7	0	4	2	2	1	1	2	1	6	2	0	0	0	22
Dourisseau, Jason	0	0	0	0	0	0	0	0	0	0	0	0	1	0	0	3
Enright, Roy	0	0	0	0	0	0	0	0	0	1	0	0	0	0	0	6
Simms, Corey	2	4	0	0	3	4	3	1	4	3	7	0	1	1	0	16
Wilkinson, Wesley	0	0	0	0	0	0	0	1	1	0	0	0	1	0	0	4
Team																
Totals	21	54	6	20	13	18	15	18	33	13	61	10	16	3	6	200

Total FG% 1st Half: 10-26, .385 2nd Half: 11-28, .393 Game: 21-54, .389 Deadball Rebounds
3-Pt. FG% 1st Half: 2-8, .250 2nd Half: 4-12, .333 Game: 6-20, .300 4
F Throw % 1st Half: 2-3, .667 2nd Half: 11-15, .733 Game: 13-18, .722

Alaska-Fairbanks 64

Player	tot-fg		3-pt		rebounds		pf	tp	a	to	blk	s	min			
	fg	fga	fg	fga	of	de										
Towne, Steve g	5	15	1	7	2	2	2	2	4	3	13	1	1	1	1	32
Oleson, Brad g	3	6	2	4	4	4	1	3	4	2	12	4	2	0	4	37
Smith, Chris g	4	11	2	7	0	0	1	0	1	3	10	7	8	0	0	35
Revels, Marquis f	1	4	1	3	0	0	0	5	5	2	3	1	1	0	2	22
Williams, Jason f	5	8	0	0	1	2	0	5	4	11	0	1	0	0	0	37
Bourne, Justin	3	3	1	1	0	0	1	1	2	4	7	2	1	0	1	14
Jones, Ryan	1	1	1	1	0	0	0	1	1	0	3	2	1	0	0	11
Forsyth, Zac	2	3	1	1	0	0	0	0	0	0	5	1	0	0	0	6
Smith, Andrew	0	0	0	0	0	0	0	1	1	0	0	0	1	0	0	6
Team																
Totals	24	51	9	24	7	8	9	19	28	18	64	19	17	1	8	200

Total FG% 1st Half: 14-27, .519 2nd Half: 10-24, .417 Game: 24-51, .471 Deadball Rebounds
3-Pt. FG% 1st Half: 6-12, .500 2nd Half: 3-12, .250 Game: 9-24, .375 1
F Throw % 1st Half: 0-0, .000 2nd Half: 7-8, .875 Game: 7-8, .875

Officials: Scyphers, Haskins, Nore. Technical fouls: None
Attendance: 4,612

Score by Periods	1st	2nd	Total
Nebraska	24	37	61
Alaska-Fairbanks	34	30	64

Game 3

Ball State 73, Nebraska 65

Nov. 24, 2002 at Fairbanks, Alaska (Top of the World Classic)
Nebraska 65

Player	tot-fg		3-pt		rebounds		pf	tp	a	to	blk	s	min			
	fg	fga	fg	fga	of	de										
Johnson, Nate g	7	17	1	6	8	9	1	5	6	3	23	2	3	0	0	34
Muhleisen, Jake g	3	14	0	7	0	1	0	3	3	3	6	4	4	0	0	37
Simms, Corey g	2	5	0	0	1	1	2	5	7	3	5	1	2	0	0	28
Turek, John f	2	5	0	0	0	0	1	2	3	4	4	1	2	0	0	22
Conklin, Brian f	2	6	0	3	2	2	1	3	3	6	2	1	1	1	1	25
Dourisseau, Jason	4	7	3	4	1	1	1	0	1	1	12	0	1	0	1	20
Enright, Roy	0	0	0	0	0	0	0	0	0	0	0	0	0	0	0	1
Heimos, Dan	0	0	0	0	0	0	0	0	0	0	0	0	0	0	0	4
Wilbrand, Tony	1	2	0	0	0	0	0	0	0	0	4	2	0	1	0	6
Wilkinson, Wesley	2	9	1	4	2	2	2	5	7	2	7	0	1	0	1	23
Team																
Totals	23	65	5	24	14	16	12	24	36	25	65	10	15	1	3	200

Total FG% 1st Half: 13-36, .361 2nd Half: 10-29, .345 Game: 23-65, .354 Deadball Rebounds
3-Pt. FG% 1st Half: 2-11, .182 2nd Half: 3-13, .231 Game: 5-24, .208 0
F Throw % 1st Half: 3-5, .600 2nd Half: 11-11, 1.000 Game: 14-16, .875

Ball State 73

Player	tot-fg		3-pt		rebounds		pf	tp	a	to	blk	s	min			
	fg	fga	fg	fga	of	de										
Williams, Chris g	6	16	3	8	12	13	0	2	2	27	1	5	0	1	35	
Bennett, Michael g	0	1	0	1	0	0	0	3	3	2	0	0	2	0	0	18
Smith, Theron f	4	12	2	5	3	3	4	5	9	1	13	1	4	0	0	34
Echols, Cameron f	5	11	0	0	2	4	2	3	5	1	12	0	1	0	1	25
Farris, Mark f	1	2	0	0	2	2	0	8	8	5	4	1	2	2	0	25
Cates, Kevin	2															

Game 8

No. 19/20 Creighton 81, Nebraska 73

Dec. 21, 2002 at Lincoln, Neb.

Creighton 81

Player	tot-fg		3-pt		fta		rebounds		pf	tp	a	to	blk	s	min
	fg	fga	fg	fga	ft	fta	of	de							
Lindeman, Michael f	3	7	1	3	0	0	2	0	2	3	7	0	0	1	33
Korver, Kyle f	7	17	6	14	5	5	2	5	7	3	25	2	0	0	39
Deren, Brody f	4	5	0	0	0	1	1	2	3	3	8	0	2	3	16
House, Larry g	2	5	0	2	2	2	0	1	1	1	5	0	1	0	14
McKinney, Tyler g	2	4	1	2	5	8	0	4	4	3	10	12	0	1	29
Bowden, DeAnthony	4	5	2	3	1	2	0	0	0	0	11	4	2	0	14
Funk, Nate	1	2	0	1	0	0	0	2	2	2	2	1	2	0	12
Milner, Kellen	2	6	0	3	0	0	0	1	1	0	4	0	2	0	19
Dabbert, Joe	1	1	0	0	1	1	0	0	0	2	3	0	0	2	3
Grimes, Mike	2	4	0	0	1	2	1	6	7	3	5	0	1	0	21
Team							0	1	1						
Totals	28	56	10	28	15	21	6	22	28	18	81	19	10	7	200

Total FG%	1st Half: 19-36, .528	2nd Half: 9-20, .450	Game: 28-56, .500	Deadball
3-Pt. FG%	1st Half: 7-17, .412	2nd Half: 3-11, .273	Game: 10-28, .357	Rebounds
F Throw %	1st Half: 1-2, .500	2nd Half: 14-19, .737	Game: 15-21, .714	1

Nebraska 73

Player	tot-fg		3-pt		fta		rebounds		pf	tp	a	to	blk	s	min
	fg	fga	fg	fga	ft	fta	of	de							
Turek, John f	3	9	0	0	1	4	0	3	3	4	7	0	1	2	19
Drevo, Andrew f	8	16	3	5	4	5	3	10	13	2	23	4	2	0	39
Dourisseau, Jason g	1	4	1	2	0	0	0	0	2	3	1	0	0	0	12
Johnson, Nate g	1	8	1	4	6	6	0	3	3	1	9	4	4	0	33
Muhleisen, Jake g	5	11	0	4	3	3	2	3	5	2	13	2	2	0	38
Wilkinson, Wesley	1	3	0	1	0	0	1	0	1	4	2	1	2	0	6
Conklin, Brian	0	2	0	1	2	2	1	3	2	2	2	1	0	0	15
Simms, Corey	2	3	0	0	4	6	5	4	9	2	8	1	1	0	28
Clemmons, Brennon	2	5	2	4	0	0	0	2	2	1	6	0	0	0	10
Team							5	1	6						
Totals	23	61	7	21	20	26	18	27	45	20	73	15	13	2	200

Total FG%	1st Half: 11-36, .306	2nd Half: 12-25, .480	Game: 23-61, .377	Deadball
3-Pt. FG%	1st Half: 2-9, .222	2nd Half: 5-12, .417	Game: 7-21, .333	Rebounds
F Throw %	1st Half: 11-15, .733	2nd Half: 9-11, .818	Game: 20-26, .769	4

Officials: Paul Janssen, Bob Staffen, Randy McCall.
 Technical fouls: None
 Attendance: 12,238

Score by Periods	1st	2nd	Total
Creighton	46	35	81
Nebraska	35	38	73



Forward Andrew Drevo, Nebraska's leading scorer and rebounder, recorded a team-high six double-doubles all season, including four straight from Dec. 8 through Dec. 27.

Game 9

Nebraska 60, UC Santa Barbara 57

Dec. 27, 2002 at Tempe, Ariz. (ASU Hoops Classic)

UC Santa Barbara 57

Player	tot-fg		3-pt		fta		rebounds		pf	tp	a	to	blk	s	min
	fg	fga	fg	fga	ft	fta	of	de							
Hull, Mark f	5	12	3	5	0	0	1	6	7	2	13	1	2	0	37
Fullove, Branduinn f	7	17	2	8	2	2	1	1	2	2	18	3	1	0	31
Whitehead, Bryan c	0	1	0	0	0	0	2	2	4	2	0	1	2	0	26
Jones, Nick g	2	6	1	3	2	2	1	2	3	1	7	2	1	0	32
Atako, Jacoby g	2	9	0	2	6	6	0	3	3	4	10	0	2	0	25
Brown, Cecil	0	2	0	1	0	0	0	0	0	0	0	0	2	0	11
Davis, Josh	1	1	0	0	0	0	1	1	2	3	2	1	0	0	8
Cook, Casey	0	2	0	0	0	4	1	0	1	1	0	0	3	1	15
Ward, B.J.	3	3	1	1	0	1	0	2	2	2	7	2	1	0	15
Team							4	2	6						
Totals	20	53	7	20	10	15	11	19	30	17	57	12	12	1	200

Total FG%	1st Half: 14-25, .560	2nd Half: 6-28, .214	Game: 20-53, .377	Deadball
3-Pt. FG%	1st Half: 6-10, .600	2nd Half: 1-10, .100	Game: 7-20, .350	Rebounds
F Throw %	1st Half: 6-7, .857	2nd Half: 4-8, .500	Game: 9-15, .667	3

Nebraska 60

Player	tot-fg		3-pt		fta		rebounds		pf	tp	a	to	blk	s	min
	fg	fga	fg	fga	ft	fta	of	de							
Drevo, Andrew f	3	10	1	5	6	6	2	10	12	2	13	6	1	4	32
Turek, John f	4	7	0	0	0	0	1	4	5	2	8	0	1	2	29
Simms, Corey g	3	4	0	0	1	1	0	1	1	5	7	4	4	0	33
Johnson, Nate g	2	5	0	0	0	0	0	0	0	0	4	2	4	0	14
Muhleisen, Jake g	5	11	3	4	2	6	3	2	5	2	15	1	2	0	34
Dourisseau, Jason	4	7	1	3	0	2	0	2	2	3	9	2	2	0	21
Wilkinson, Wesley	0	1	0	0	0	0	2	1	3	1	0	1	1	0	8
Conklin, Brian	1	2	0	1	0	0	1	0	1	2	2	1	0	0	13
Clemmons, Brennon	1	4	0	3	0	0	0	2	2	1	2	1	0	0	16
Team							2	2	4						
Totals	23	51	5	16	9	15	11	24	35	18	60	18	15	6	200

Total FG%	1st Half: 11-23, .478	2nd Half: 12-28, .429	Game: 23-51, .451	Deadball
3-Pt. FG%	1st Half: 1-6, .167	2nd Half: 4-10, .400	Game: 5-16, .313	Rebounds
F Throw %	1st Half: 7-11, .636	2nd Half: 4-8, .500	Game: 9-15, .600	4

Officials: Tommy Nunez, Mark Ayotte, Kevin Brill. Technical fouls: None
 Attendance: 6,613

Score by Periods	1st	2nd	Total
UC Santa Barbara	40	17	57
Nebraska	30	30	60

Game 10

Arizona State 75, Nebraska 63

Dec. 28, 2002 at Tempe, Ariz. (ASU Hoops Classic)

Nebraska 63

Player	tot-fg		3-pt		fta		rebounds		pf	tp	a	to	blk	s	min
	fg	fga	fg	fga	ft	fta	of	de							
Drevo, Andrew f	8	17	2	6	3	4	3	3	6	4	21	1	1	1	31
Turek, John f	1	1	0	0	0	0	0	1	1	5	2	1	3	0	11
Simms, Corey g	1	3	0	0	0	0	2	1	3	2	2	2	1	1	33
Johnson, Nate g	8	13	0	1	2	2	0	5	5	1	18	2	1	0	32
Muhleisen, Jake g	5	11	1	6	4	5	1	2	3	1	15	5	5	0	36
Dourisseau, Jason	0	3	0	1	0	0	0	1	1	0	0	0	1	0	15
Wilkinson, Wesley	0	4	0	3	2	2	3	3	6	3	2	1	1	0	20
Schliep, Bronsen	0	0	0	0	0	0	0	0	0	0	0	0	0	0	1
Conklin, Brian	0	0	0	0	1	2	0	0	0	0	1	0	1	1	5
Enright, Roy	0	0	0	0	0	0	0	0	0	2	0	0	0	0	6
Bohac, Adam	0	0	0	0	0	0	0	0	0	0	0	0	0	0	1
Clemmons, Brennon	0	0	0	0	0	0	0	0	0	0	0	0	0	0	2
McCarty, Marques	1	1	0	0	0	0	0	0	0	2	0	0	0	0	1
Heimos, Dan	0	0	0	0	0	0	0	0	0	0	0	0	0	0	1
Wilbrand, Tony	0	0	0	0	0	0	1	0	1	0	0	0	0	0	5
Team							2	5	7						
Totals	24	53	3	17	12	15	12	21	33	18	63	12	15	1	200

Total FG%	1st Half: 11-26, .423	2nd Half: 13-27, .481	Game: 24-53, .453	Deadball
3-Pt. FG%	1st Half: 1-9, .111	2nd Half: 2-8, .250	Game: 3-17, .176	Rebounds
F Throw %	1st Half: 2-3, .667	2nd Half: 10-12, .833	Game: 12-15, .800	2

Arizona State 75

Player	tot-fg		3-pt		fta		rebounds		pf	tp	a	to	blk	s	min
	fg	fga	fg	fga	ft	fta	of	de							
Smith, Tommy f	6	11	0	0	4	6	4	3	7	3	16	6	1	2	34
Knight, Donnell f	4	8	0	1	0	0	3	4	7	3	8	1	0	0	34
Diogu, Ike c	7	10	0												

Game 11

Nebraska 63, Eastern Washington 60

Dec. 31, 2002 at Lincoln, Neb.

Eastern Washington 60

Player	tot-fg		3-pt		rebounds		pf	tp	a	to	blk	s	min			
	fg	fga	fg	fga	of	de										
Axtori, Marc f	2	8	1	5	2	4	1	7	8	3	7	3	2	0	0	34
Smith, Gregg c	2	5	0	0	4	2	1	3	2	8	1	0	0	0	0	20
Merritt, Brendon g	3	8	3	6	5	7	1	5	6	4	14	6	1	0	1	37
Hester, Chris g	4	6	0	0	5	9	2	5	7	4	13	2	2	2	0	31
Snow, Alvin g	4	11	1	4	1	2	1	3	4	1	10	4	6	0	1	36
Pariseau, Danny	1	3	0	1	0	0	1	0	1	2	2	0	1	0	0	14
McCulloch, Jeremy	2	4	0	0	0	0	0	4	4	1	4	0	0	1	0	15
Hunt, Fats	0	1	0	1	0	0	0	0	0	0	0	0	0	0	0	2
Williams, T.J.	1	1	0	0	0	0	0	1	1	4	2	0	2	1	1	11
Team																
Totals	19	47	5	17	17	26	8	27	35	21	60	16	15	4	3	200

Total FG%	1st Half: 11-27, .407	2nd Half: 8-20, .400	Game: 19-47, .404	Deadball
3-Pt. FG%	1st Half: 3-12, .250	2nd Half: 2-5, .400	Game: 5-17, .294	Rebounds
F Throw %	1st Half: 5-7, .714	2nd Half: 12-19, .632	Game: 17-26, .654	3

Nebraska 63

Player	tot-fg		3-pt		rebounds		pf	tp	a	to	blk	s	min			
	fg	fga	fg	fga	of	de										
Turek, John f	3	5	0	0	2	4	1	5	6	1	8	1	0	2	0	33
Drevo, Andrew f	4	9	0	2	0	0	2	6	8	3	8	2	0	0	2	33
Johnson, Nate g	5	6	0	0	2	3	0	1	1	1	12	0	2	1	1	14
Muhleisen, Jake g	2	5	0	1	0	0	0	1	1	5	4	3	3	0	1	19
Simms, Corey g	4	11	0	0	2	4	0	6	6	2	10	5	1	0	1	37
Dourisseau, Jason	7	17	2	6	3	4	1	2	3	5	19	1	2	0	0	33
Wilkinson, Wesley	0	1	0	1	0	0	0	2	2	0	0	0	1	0	0	12
Schliep, Bronsen	0	0	0	0	0	0	0	0	0	0	0	0	0	0	0	1
Conklin, Brian	0	0	0	0	0	0	0	0	0	0	0	0	0	0	0	1
Clemmons, Brennon	0	1	0	0	2	4	0	1	1	2	2	1	0	0	1	17
Team																
Totals	25	55	2	10	11	19	7	26	33	19	63	13	9	3	6	200

Total FG%	1st Half: 14-29, .483	2nd Half: 11-26, .423	Game: 25-55, .455	Deadball
3-Pt. FG%	1st Half: 2-5, .400	2nd Half: 0-5, .000	Game: 2-10, .200	Rebounds
F Throw %	1st Half: 3-5, .600	2nd Half: 8-14, .571	Game: 11-19, .579	4

Officials: Curtis Shaw, Steve Olson, Rob Wolff.
 Technical fouls: None
 Attendance: 6,114

Score by Periods	1st	2nd	Total
Eastern Washington	30	30	60
Nebraska	33	30	63

Game 12

Nebraska 79, Denver 75 (ot)

Jan. 4, 2003 at Lincoln, Neb.

Denver 75

Player	tot-fg		3-pt		rebounds		pf	tp	a	to	blk	s	min			
	fg	fga	fg	fga	of	de										
Zupic, Zeljko f	2	4	1	3	4	4	0	3	3	5	9	0	1	0	0	22
Starkey, Brett c	4	10	0	0	2	3	3	7	10	4	10	0	3	0	0	35
Pratt, B.J. g	3	15	1	11	10	12	0	5	5	3	17	1	3	0	1	38
Wadlington, Dusty g	4	6	3	5	0	0	1	1	2	4	11	2	0	0	3	23
Benzel, Erik g	4	8	3	6	0	0	0	5	5	2	11	3	3	0	3	30
McAlister, Carvell	5	8	0	0	0	0	2	4	6	3	10	1	1	0	0	28
Richardson, Leslie	1	3	0	1	0	0	0	0	0	3	2	3	1	0	1	20
Billups, Rodney	2	9	0	3	1	2	1	2	3	5	5	3	1	0	0	22
Seger, Brett	0	0	0	0	0	0	0	0	0	0	0	0	0	0	0	2
Simmons, Steve	0	0	0	0	0	0	2	0	2	3	0	0	0	0	0	5
Team																
Totals	25	63	8	29	17	21	11	30	41	32	75	13	0	8	225	

Total FG%	1st Half: 10-28, .357	2nd Half: 13-29, .448	OT: 2-6, .333	Game: 25-63, .397
3-Pt. FG%	1st Half: 3-12, .250	2nd Half: 4-13, .308	OT: 1-4, .250	Game: 8-29, .276
F Throw %	1st Half: 5-6, .833	2nd Half: 10-11, .909	OT: 2-4, .500	Game: 17-21, .810

Nebraska 79

Player	tot-fg		3-pt		rebounds		pf	tp	a	to	blk	s	min			
	fg	fga	fg	fga	of	de										
Turek, John f	1	4	0	0	4	10	7	9	16	2	6	2	6	2	0	34
Drevo, Andrew f	1	5	0	2	1	2	1	4	5	5	3	2	0	0	0	23
Johnson, Nate g	8	19	0	3	9	13	1	2	3	1	25	3	3	0	0	36
Muhleisen, Jake g	6	9	3	5	4	6	1	2	3	3	19	3	3	0	2	38
Simms, Corey g	4	7	0	0	2	4	1	5	6	3	10	0	3	0	2	39
Dourisseau, Jason g	3	6	1	2	1	3	0	2	2	1	8	0	1	0	0	18
Wilkinson, Wesley	1	1	0	0	3	4	1	2	3	1	5	0	3	0	0	14
Conklin, Brian	1	3	1	2	0	0	0	0	0	2	3	0	0	0	0	13
Enright, Roy	0	0	0	0	0	0	0	0	0	0	0	0	0	0	0	1
Clemmons, Brennon	0	2	0	1	0	0	0	0	0	0	0	0	0	0	2	7
Wilbrand, Tony	0	0	0	0	0	0	1	0	1	0	0	0	0	0	0	2
Team																
Totals	25	56	5	15	24	42	13	28	41	19	79	10	13	0	7	225

Total FG%	1st Half: 10-24, .417	2nd Half: 13-26, .500	OT: 2-6, .333	Game: 25-56, .446
3-Pt. FG%	1st Half: 1-4, .250	2nd Half: 4-10, .400	OT: 0-1, .000	Game: 5-15, .333
F Throw %	1st Half: 7-17, .412	2nd Half: 10-15, .667	OT: 7-10, .700	Game: 24-42, .571

Officials: Kelly Sell, Randy Heimerman, Gene Millentree.
 Technical fouls: None
 Attendance: 7,012

Score by Periods	1st	2nd	OT	Total
Denver	28	40	7	75
Nebraska	28	40	11	79

Game 13

Nebraska 70, Lipscomb 60

Jan. 7, 2003 at Lincoln, Neb.

Lipscomb 60

Player	tot-fg		3-pt		rebounds		pf	tp	a	to	blk	s	min			
	fg	fga	fg	fga	of	de										
Hartman, Chad f	2	6	0	0	0	0	4	1	5	1	4	2	1	0	1	22
Hacker, Albert c	1	3	0	0	3	4	1	1	2	5	5	0	2	2	0	15
Poindexter, James g	4	13	2	6	2	2	2	2	4	2	12	1	2	0	1	26
Roller, Ryan g	5	10	1	3	0	2	0	1	1	2	11	1	3	0	1	21
Broomfield, Eric g	1	3	1	2	0	0	2	3	3	0	3	1	2	0	0	17
Robinson, Cameron	0	0	0	0	0	0	2	2	1	0	0	0	0	0	0	5
Schoen, Craig	3	8	2	6	0	0	1	6	7	3	8	7	0	0	0	29
Hankins, Russell	1	4	0	3	0	0	0	1	1	1	2	0	1	0	0	14
Mays, Mike	0	0	0	0	2	2	0	1	1	0	2	0	0	0	0	6
Jarboe, Matt	4	10	2	7	1	3	1	3	4	4	11	0	1	0	1	25
Wilson, Gilbert	0	3	0	3	0	0	0	0	0	1	0	1	1	1	0	13
Jenny, Charlie	0	0	0	0	2	2	1	1	2	3	2	0	0	0	0	7
Team																
Totals	21	60	8	30	10	17	13	24	37	23	60	13	11	3	4	200

Total FG%	1st Half: 8-29, .276	2nd Half: 13-31, .419	Game: 21-60, .350	Deadball
3-Pt. FG%	1st Half: 5-15, .333	2nd Half: 3-15, .200	Game: 8-30, .267	Rebounds
F Throw %	1st Half: 1-2, .500	2nd Half: 9-15, .600	Game: 10-17, .588	3

Nebraska 70

Player	tot-fg		3-pt		rebounds		pf	tp	a	to	blk	s	min			
	fg	fga	fg	fga	of	de										
Turek, John f	5	8	0	0	1	3	5	5	10	4	11	0	1	2	0	22
Drevo, Andrew f	3	12	1	6	3	6	1	5	6	0	10	2	0	0	2	21
Dourisseau, Jason g	2	6	0	3	1	1	0									

Game 15

Texas A&M 53, Nebraska 52

Jan. 15, 2003 at Lincoln, Neb.

Texas A&M 53

Player	tot-fg		3-pt		rebounds			pf	tp	a	to	blk	s	min		
	fg	fga	fg	fga	of	de	tot									
Bean, Keith f	2	4	0	0	0	0	0	1	5	4	0	2	0	12		
Ress, Tomas f	3	5	3	4	0	0	2	3	5	2	9	1	1	32		
Wright, Antoine g	5	14	3	6	0	0	1	4	5	1	13	1	0	35		
Jackson, Bradley g	1	2	0	0	2	2	0	0	0	0	4	3	1	0	23	
King, Bernard g	5	18	0	6	8	8	0	7	7	1	18	4	2	0	36	
King, Jesse	0	2	0	0	1	2	0	0	0	4	1	0	0	0	8	
Garcia-Morales, Leandro	0	1	0	1	0	0	0	1	1	0	0	0	1	0	7	
Brookhart, Brian	0	0	0	0	0	0	0	2	2	0	0	0	0	0	3	
Turner, Kevin	0	6	0	0	0	0	0	1	1	0	0	1	2	0	17	
Watkins, Marcus	0	1	0	0	2	2	0	0	0	0	2	0	0	0	2	
Butterfas, Nolan	0	0	0	0	0	0	0	1	1	1	0	0	0	0	5	
Stocum, Andy	1	1	0	0	0	0	1	8	9	4	2	0	1	1	20	
Team								2	2	4						
Totals	17	54	6	17	13	14	6	30	36	18	53	10	11	1	3	200

Total FG%	1st Half: 9-30, .300	2nd Half: 8-24, .333	Game: 17-54, .315	Deadball
3-Pt. FG%	1st Half: 3-10, .300	2nd Half: 3-7, .429	Game: 6-17, .353	Rebounds
F Throw %	1st Half: 10-10, 1.000	2nd Half: 3-4, .750	Game: 13-14, .929	0

Nebraska 52

Player	tot-fg		3-pt		rebounds			pf	tp	a	to	blk	s	min		
	fg	fga	fg	fga	of	de	tot									
Turek, John f	1	6	0	0	1	2	1	9	10	1	3	0	4	1	32	
Drevo, Andrew f	5	11	2	6	2	4	4	4	8	3	14	0	3	0	30	
Simms, Corey g	3	6	0	0	4	4	0	4	4	2	10	1	3	0	30	
Dourisseau, Jason g	2	10	0	2	0	0	2	2	4	1	4	1	2	0	25	
Johnson, Nate g	5	15	1	5	2	2	0	6	6	1	13	2	2	0	37	
Wilkinson, Wesley	0	2	0	1	0	0	0	1	1	2	0	0	1	0	6	
Conklin, Brian	0	1	0	1	0	0	0	1	1	1	0	0	0	0	12	
Clemmons, Brennon	3	6	0	0	2	5	4	4	8	2	8	2	1	0	17	
Wilbrand, Tony	0	0	0	0	0	0	0	0	0	0	0	0	0	0	1	
Team								1	2							
Totals	19	57	3	15	11	17	12	32	44	13	52	6	12	4	4	200

Total FG%	1st Half: 12-34, .353	2nd Half: 7-23, .304	Game: 19-57, .333	Deadball
3-Pt. FG%	1st Half: 2-9, .222	2nd Half: 1-6, .167	Game: 3-15, .200	Rebounds
F Throw %	1st Half: 2-5, .400	2nd Half: 9-12, .750	Game: 11-17, .647	2

Officials: Scott Thornley, Mike Thibodeaux, Tom Harrington.
 Technical fouls: None
 Attendance: 6,387

Score by Periods	1st	2nd	Total
Texas A&M	31	22	53
Nebraska	28	24	52

Game 16

Nebraska 80, Colorado 77 (ot)

Jan. 18, 2003 at Lincoln, Neb.

Colorado 77

Player	tot-fg		3-pt		rebounds			pf	tp	a	to	blk	s	min		
	fg	fga	fg	fga	of	de	tot									
Pelle, Stephane f	2	6	0	0	0	0	5	2	7	4	4	1	1	1	36	
Harrison, David c	3	10	0	0	4	6	7	6	13	5	10	0	2	4	1	28
Morandee, Michel g	6	17	1	4	5	10	0	6	6	2	18	1	2	1	0	32
McGee, Antoine g	1	3	0	2	0	0	0	2	2	4	2	5	1	0	1	32
Wilson, Blair g	9	20	4	13	2	2	1	4	5	3	24	2	2	0	1	42
Eddy, Gleam	5	8	1	3	0	0	0	1	1	0	11	0	2	0	1	18
Obazuaye, Jayson	1	4	0	0	0	0	0	0	2	2	1	1	0	0	13	
Harris, Lamar	2	5	0	0	2	4	2	3	5	4	6	1	2	0	1	24
Team								3	2	5						
Totals	29	73	6	22	13	22	18	26	44	24	77	11	13	6	6	225

Total FG%	1st Half: 14-35, .400	2nd Half: 11-31, .355	OT: 4-7, .571	Game: 29-73, .397
3-Pt. FG%	1st Half: 2-10, .200	2nd Half: 3-9, .333	OT: 1-3, .333	Game: 6-22, .273
F Throw %	1st Half: 4-4, 1.000	2nd Half: 9-16, .563	OT: 0-2, .000	Game: 13-22, .591

Nebraska 80

Player	tot-fg		3-pt		rebounds			pf	tp	a	to	blk	s	min		
	fg	fga	fg	fga	of	de	tot									
Turek, John f	7	9	0	0	2	4	3	4	7	4	16	2	1	2	0	38
Drevo, Andrew f	5	10	2	5	6	10	2	6	8	4	18	3	4	0	2	38
Johnson, Nate g	9	20	0	1	6	9	0	6	6	1	24	3	1	0	0	42
Simms, Corey g	2	8	0	0	4	5	3	5	8	1	1	0	0	0	1	38
Clemmons, Brennon g	3	9	1	1	4	4	0	6	6	4	11	2	1	0	0	41
Dourisseau, Jason	1	3	1	2	0	0	0	1	1	0	3	1	2	0	1	10
Wilkinson, Wesley	0	1	0	0	0	0	0	0	0	0	0	0	0	0	0	4
Conklin, Brian	0	1	0	0	0	0	0	1	1	2	0	1	2	0	1	10
Wilbrand, Tony	0	0	0	0	0	0	0	0	0	0	0	0	0	0	0	4
Team								3	0	3						
Totals	27	61	4	9	22	32	11	29	40	18	80	13	12	2	5	225

Total FG%	1st Half: 12-26, .462	2nd Half: 12-29, .414	OT: 3-6, .500	Game: 27-61, .443
3-Pt. FG%	1st Half: 1-4, .250	2nd Half: 3-4, .750	OT: 0-1, .000	Game: 4-9, .444
F Throw %	1st Half: 7-8, .875	2nd Half: 9-13, .692	OT: 6-11, .545	Game: 22-32, .688

Officials: Bob Sitov, Greg Rennegarbe, Danny Hooker.
 Technical fouls: None
 Attendance: 8,122

Score by Periods	1st	2nd	OT	Total
Colorado	34	34	9	77
Nebraska	32	36	12	80

Game 17

Kansas State 77, Nebraska 53

Jan. 22, 2003 at Manhattan, Kan.

Nebraska 53

Player	tot-fg		3-pt		rebounds			pf	tp	a	to	blk	s	min		
	fg	fga	fg	fga	of	de	tot									
Turek, John f	1	6	0	0	1	2	2	1	3	5	3	1	2	0	0	27
Drevo, Andrew f	4	11	0	3	1	1	1	2	3	3	9	1	3	1	0	21
Johnson, Nate g	5	11	1	3	2	2	0	6	6	1	13	3	1	0	3	29
Simms, Corey g	4	8	0	0	0	1	3	3	6	1	8	1	0	1	0	31
Clemmons, Brennon g	0	5	0	2	4	4	3	2	5	3	4	1	1	0	3	27
Dourisseau, Jason	3	10	2	5	3	4	0	2	2	1	11	1	2	0	0	22
Wilkinson, Wesley	1	2	0	0	0	0	0	1	1	3	2	1	1	0	0	8
Schliep, Bronsen	0	1	0	0	0	0	0	0	0	0	0	0	0	0	0	1
Conklin, Brian	0	3	0	2	0	0	0	1	1	2	0	0	0	0	0	12
Enright, Roy	0	0	0	0	0	0	0	0	0	0	0	0	0	0	0	0
Bohac, Adam	0	1	0	0	1	2	0	2	2	1	1	0	1	0	1	4
McCarty, Marques	1	3	0	0	0	0	0	0	0	0	2	0	0	0	0	4
Heimos, Dan	0	0	0	0	0	0	0	1	1	1	0	0	0	0	0	4
Wilbrand, Tony	0	0	0	0	0	0	0	0	1	1	0	0	0	0	0	7
Team								3	0	3						
Totals	19	61	3	15	12	16	14	21	35	22	53	9	14	2	8	200

Total FG%	1st Half: 11-33, .333	2nd Half: 8-28, .286	Game: 19-61, .311	Deadball
3-Pt. FG%	1st Half: 3-9, .333	2nd Half: 0-6, .000	Game: 3-15, .200	Rebounds
F Throw %	1st Half: 3-5, .600	2nd Half: 9-11, .818	Game: 12-16, .750	2

Kansas State 77

Player	tot-fg		3-pt		rebounds			pf	tp	a	to	blk	s	min		
	fg	fga	fg	fga	of	de	tot									
DeJesus, Gilson f	6	14	4	11	1	2	2	5	7	1	17	1	2	1	0	35
Siebrandt, Matt f	8	9	0	0	2	2	3	3	6	2	18	0	2	0	0	25
Pasco, Pervis c	6	9	0	0	3	5	5	8	13	2	15	1	3	2	0	30
Ellis, Tim g	1	4	0	2	2	2	0	2	2	5	4	4	1	0	0	20
Richards, Frank g	1	10	0	4	1	2	0	2	2	3	3	5	2	1	1	29
Thomas, Schyler	0	2	0	2	0	0	0	0	0	0	0	0	0	0	0	5
Buchanan, Quentin	0	0	0	0	0	0	0	0	0	0	0	0	0	0	0	8
Eilert, Josh	0	0	0	0	0	0	1	0	1	0	0	0	1	0	1	0
Hayden, Marques	2	3	0	0	3	4	0	3	3	2	7	2	0	1	0	21
Hart, Jarrett	4	7	3	3	2	4	0	3	3	1	13	4	1	0	3	25
Canby, Travis	0	0	0	0	0	0	0	1	1	0	0	0	0	0	0	1
Team								0	3	3						
Totals	28	58	7	22	14	21	11	30	41	16	77	17	13	7	4	200

Total FG%	1st Half: 13-29, .448	2nd Half: 15-29, .517	Game: 28-58, .483	Deadball
-----------	-----------------------	-----------------------	-------------------	----------

Game 19

No. 25/25 Missouri 63, Nebraska 56

Jan. 29, 2003 at Lincoln, Neb.

Missouri 63

Player	tot-fg		3-pt		rebounds		pf	tp	a	to	blk	s	min			
	fg	fga	fg	fga	ft	fta								of	tot	
Bryant, Travon f	4	6	0	0	2	3	1	6	7	4	10	1	2	0	1	24
Paulding, Rickey f	5	14	2	7	2	2	3	2	5	2	14	1	4	1	0	38
Johnson, Arthur c	9	13	0	0	0	3	3	8	11	5	18	1	3	1	0	34
Clemons, Ricky g	4	14	1	10	2	7	0	4	4	3	11	4	5	0	3	37
McKinney, Jimmy g	0	6	0	5	0	0	0	4	4	3	0	5	0	1	1	32
Young, Kevin	2	2	0	0	0	0	1	2	3	2	4	0	1	0	0	13
Kroenke, Josh	1	1	1	1	1	2	0	0	0	1	4	1	0	0	0	0
Ferguson, Jeffrey	1	2	0	0	0	0	2	0	2	2	0	1	0	0	0	7
Team							2	4	6							
Totals	26	58	4	23	7	17	12	30	42	22	63	13	17	3	5	200

Total FG%	1st Half: 10-29, .345	2nd Half: 16-29, .552	Game: 26-58, .448	Deadball
3-Pt. FG%	1st Half: 2-12, .167	2nd Half: 2-11, .182	Game: 4-23, .174	Rebounds
F Throw %	1st Half: 0-5, .000	2nd Half: 7-12, .583	Game: 7-17, .412	2

Nebraska 56

Player	tot-fg		3-pt		rebounds		pf	tp	a	to	blk	s	min			
	fg	fga	fg	fga	ft	fta								of	tot	
Turek, John f	4	9	0	0	1	3	3	5	8	5	9	1	3	4	0	35
Drevo, Andrew f	8	19	4	11	4	6	2	12	14	3	24	0	1	0	0	29
Johnson, Nate g	4	14	1	3	5	7	1	2	3	4	14	3	5	0	0	31
Simms, Corey g	0	1	0	0	2	2	4	2	6	1	2	2	2	2	0	35
Clemmons, Brennon g	0	3	0	0	3	4	2	4	6	2	3	4	1	0	2	32
Dourisseau, Jason	1	7	0	4	2	4	0	0	0	2	4	0	2	0	0	23
Wilkinson, Wesley	0	1	0	1	0	0	0	2	2	0	0	0	0	0	0	12
Conklin, Brian	0	1	0	1	0	0	0	0	0	1	0	0	0	0	0	3
Team							0	1	1							
Totals	17	55	5	20	17	26	12	28	40	18	56	10	15	6	2	200

Total FG%	1st Half: 11-28, .393	2nd Half: 6-27, .222	Game: 17-55, .309	Deadball
3-Pt. FG%	1st Half: 3-8, .375	2nd Half: 2-12, .167	Game: 5-20, .250	Rebounds
F Throw %	1st Half: 6-9, .667	2nd Half: 11-17, .647	Game: 17-26, .654	5

Officials: Rick Hartzell, Kerry Sitton, Bobby Hunt.
 Technical fouls: None
 Attendance: 9,075

Score by Periods	1st	2nd	Total
Missouri	22	41	63
Nebraska	31	25	56

Game 20

No. 12/13 Kansas 81, Nebraska 51

Feb. 1, 2003 at Lincoln, Neb.

Kansas 81

Player	tot-fg		3-pt		rebounds		pf	tp	a	to	blk	s	min			
	fg	fga	fg	fga	ft	fta								of	tot	
Collison, Nick f	6	16	0	1	2	2	2	7	9	3	14	4	4	4	2	33
Graves, Jeff f	2	3	0	0	1	1	1	5	6	5	5	0	1	0	3	26
Langford, Keith g	7	15	1	4	2	3	5	2	7	0	17	1	4	0	1	32
Hinrich, Kirk g	6	12	2	7	3	5	4	3	7	2	17	3	0	0	0	28
Miles, Aaron g	5	12	2	6	2	2	0	6	6	1	14	10	4	0	4	31
Hawkins, Jeff	0	1	0	1	0	0	0	1	1	0	0	0	0	0	0	6
Olson, Brett	0	0	0	0	0	0	0	0	0	1	0	0	0	0	0	1
Vinson, Stephen	0	0	0	0	2	2	1	0	2	0	0	0	0	0	1	2
Lee, Michael	2	5	1	2	0	0	4	3	7	0	5	1	1	0	0	22
Nash, Bryant	2	6	0	2	1	1	2	1	3	4	5	0	1	0	0	15
Moody, Christian	0	0	0	0	0	0	0	0	0	0	0	0	0	0	0	1
Niang, Moulaye	1	2	0	0	0	1	1	0	1	0	2	0	0	0	1	3
Team							1	3	4							
Totals	31	72	6	23	13	17	21	31	52	16	81	19	15	4	12	200

Total FG%	1st Half: 15-37, .405	2nd Half: 16-35, .457	Game: 31-72, .431	Deadball
3-Pt. FG%	1st Half: 3-10, .300	2nd Half: 3-13, .231	Game: 6-23, .261	Rebounds
F Throw %	1st Half: 5-7, .714	2nd Half: 8-10, .800	Game: 13-17, .765	1

Nebraska 51

Player	tot-fg		3-pt		rebounds		pf	tp	a	to	blk	s	min			
	fg	fga	fg	fga	ft	fta								of	tot	
Turek, John f	2	7	0	0	1	4	3	2	5	3	5	2	0	3	1	24
Drevo, Andrew f	6	16	3	12	0	0	3	4	7	4	15	0	2	1	2	35
Johnson, Nate g	4	12	0	1	0	0	0	4	4	0	8	4	5	0	4	31
Simms, Corey g	3	5	0	0	0	0	1	1	2	1	6	2	2	0	1	26
Clemmons, Brennon g	2	6	1	2	1	1	1	3	4	2	6	1	4	0	1	23
Dourisseau, Jason	1	6	0	3	3	3	0	1	1	2	5	1	1	1	0	21
Wilkinson, Wesley	1	2	1	1	1	2	1	3	4	2	4	0	2	1	0	16
Schliep, Bronsen	0	0	0	0	0	0	0	0	0	0	0	0	0	0	0	1
Conklin, Brian	0	2	0	2	0	0	0	1	1	0	0	0	1	0	0	11
Enright, Roy	0	0	0	0	1	2	1	0	1	1	0	0	0	0	0	2
Bohac, Adam	0	0	0	0	0	0	0	1	1	0	0	0	1	0	0	1
McCarty, Marques	0	0	0	0	0	0	0	0	0	0	0	0	0	0	0	1
Heimos, Dan	0	1	0	0	0	0	0	0	0	0	0	0	0	0	0	1
Wilbrand, Tony	0	1	0	0	1	2	1	0	1	1	0	0	0	0	0	7
Team							0	3	3							
Totals	19	58	5	21	8	14	11	23	34	17	51	10	18	6	9	200

Total FG%	1st Half: 10-30, .333	2nd Half: 9-28, .321	Game: 19-58, .328	Deadball
3-Pt. FG%	1st Half: 3-14, .214	2nd Half: 2-7, .286	Game: 5-21, .238	Rebounds
F Throw %	1st Half: 0-2, .000	2nd Half: 8-12, .667	Game: 8-14, .571	3

Officials: Frank Bosone, Paul Janssen, Tom Harrington.
 Technical fouls: None
 Attendance: 13,054

Score by Periods	1st	2nd	Total
Kansas	38	43	81
Nebraska	23	28	51



Forward John Turek was second on the squad in rebounding average in 2002-03. He also led the Huskers in blocked shots for the second straight season.

Game 21

Texas Tech 75, Nebraska 49

Feb. 5, 2003 at Lubbock, Texas

Nebraska 49

Player	tot-fg		3-pt		rebounds		pf	tp	a	to	blk	s	min			
	fg	fga	fg	fga	ft	fta								of	tot	
Wilkinson, Wesley f	1	4	0	1	4	4	0	6	6	2	6	1	1	0	1	18
Drevo, Andrew f	2	13	1	8	0	1	2	8	10	1	5	2	4	0	0	26
Turek, John f	4	7	0	0	2	4	1	3	4	3	10	2	1	1	1	23
Simms, Corey g	2	8	1	1	0	0	2	4	6	2	5	1	3	1	0	35
Clemmons, Brennon g	4	7	2	3	0	0	0	2	2	2	10	6	6	0	4	35
Dourisseau, Jason	3	5	1	3	0	0	0	0	0	1	7	1	2	0	0	27
Schliep, Bronsen	0	1	0	0	0	0	0	1	1	0	0	0	0	0	0	1
Conklin, Brian	1	3	1	3	0	0	2	1	3	3	3	0	1	0	0	20
Enright, Roy	0	0	0	0	0	0	0	0	0	0	0	0	0	0	0	4
Bohac, Adam	0	0	0	0	0	0	0	0	0	0	0	0	0	0	0	1
McCarty, Marques	1	1	0	0	1	2	0	0	0	2	3	0	1	0	0	6
Heimos, Dan	0	2	0	0	0	0	1	0	1	0	0	0	0	0	0	1
Wilbrand, Tony	0	1	0	0	0	0	1	0	1	0	1	0	0	0	0	3
Team							0	2	2							
Totals	18	52	6	19	7	11	9	27	36	17	49	13	20	2	6	200

Total FG%	1st Half: 10-26, .385	2nd Half: 8-26, .308	Game: 18-52, .346	Deadball
3-Pt. FG%	1st Half: 5-12, .417	2nd Half: 1-7, .143	Game: 6-19, .316	Rebounds
F Throw %	1st Half: 0-0, .000	2nd Half: 7-11, .636	Game: 7-11, .636	2

Game 22

No. 13/14 Oklahoma State 77, Nebraska 70

Feb. 12, 2003 at Lincoln, Neb.

Oklahoma State 77

Player	tot-fg		3-pt		fta	rebounds		pf	tp	a	to blk	s min				
	fg	fga	fg	fga		of de	tot									
McFarlin, Ivan f	4	8	0	0	9	13	3	5	8	4	17	0	2	0	3	37
Williams, Andre f	0	0	0	0	0	0	2	3	5	5	0	1	3	1	0	15
Williams, Victor g	9	18	3	8	4	7	0	1	1	4	25	4	4	0	2	34
Allen, Tony g	5	9	1	3	0	0	1	7	8	4	11	2	4	1	1	34
Sanders, Melvin g	5	13	3	8	0	0	4	9	13	5	13	2	3	0	2	32
Steyn, Frans	0	0	0	0	0	0	0	1	1	2	0	0	0	0	0	6
Weatherspoon, Janavor	0	0	0	0	0	0	0	0	0	1	0	0	0	0	0	1
Gadson, Cheyenne	3	7	0	0	0	0	0	6	6	1	6	4	0	1	0	26
Miller, Jason	1	3	0	0	3	5	3	2	5	2	5	0	1	0	0	16
Team							1	1	2							
Totals	27	58	7	19	16	25	13	35	48	28	77	13	17	3	8	200

Total FG%	1st Half: 10-30, .333	2nd Half: 17-28, .607	Game: 27-58, .466	Deadball
3-Pt. FG%	1st Half: 2-12, .167	2nd Half: 5-7, .714	Game: 7-19, .368	Rebounds
F Throw %	1st Half: 3-4, .750	2nd Half: 13-21, .619	Game: 16-25, .640	2

Nebraska 70

Player	tot-fg		3-pt		fta	rebounds		pf	tp	a	to blk	s min				
	fg	fga	fg	fga		of de	tot									
Wilkinson, Wesley f	0	3	0	0	1	0	1	3	0	1	2	1	0	20		
Turek, John f	2	6	0	1	2	11	7	6	13	5	6	1	2	1	2	34
Drevo, Andrew f	4	10	2	3	0	0	0	2	2	5	10	0	3	0	0	19
Johnson, Nate g	5	16	1	4	6	7	1	2	3	2	17	1	1	0	2	39
Clemmons, Brennon g	6	8	1	2	8	10	0	6	6	3	21	5	2	0	2	35
Dourisseau, Jason	2	6	0	2	0	2	0	1	1	3	4	1	0	0	1	24
Conklin, Brian	3	9	3	9	3	3	1	6	7	1	12	1	2	0	1	28
McCarty, Marques	0	0	0	0	0	0	0	0	0	0	0	0	0	0	0	1
Team							0	2	2							
Totals	22	58	7	22	19	33	10	25	35	22	70	10	12	2	8	200

Total FG%	1st Half: 11-31, .355	2nd Half: 11-27, .407	Game: 22-58, .379	Deadball
3-Pt. FG%	1st Half: 3-11, .273	2nd Half: 4-11, .364	Game: 7-22, .318	Rebounds
F Throw %	1st Half: 5-9, .556	2nd Half: 14-24, .583	Game: 19-33, .576	5

Officials: Ed Hightower, Tom Harrington, Kerry Sitton.
 Technical fouls: None
 Attendance: 8,107

Score by Periods	1st	2nd	Total
Oklahoma State	25	52	77
Nebraska	30	40	70



Chosen as NU's top defender by his teammates in 2002-03, guard Corey Simms averaged 7.4 points and 4.9 rebounds per game, more than double his previous season's totals.

Game 23

No. 6/6 Texas 75, Nebraska 63

Feb. 15, 2003 at Lincoln, Neb.

Texas 75

Player	tot-fg		3-pt		fta	rebounds		pf	tp	a	to blk	s min				
	fg	fga	fg	fga		of de	tot									
Buckman, Brad f	1	2	0	0	5	6	4	2	6	2	7	0	1	1	17	
Thomas, James c	3	6	0	0	4	5	3	9	12	2	10	1	4	2	1	32
Mouton, Brandon g	10	16	4	8	0	0	2	3	5	3	24	3	0	1	1	31
Ford, T.J. g	2	7	0	2	1	2	0	5	5	3	5	10	4	0	3	34
Ivey, Royal g	3	5	1	2	5	8	1	4	5	2	12	2	0	0	1	31
Paulino, Kenton	0	2	0	1	0	0	0	0	0	0	0	0	0	0	1	3
Harris, Sydmill	0	4	0	4	0	0	1	0	1	0	0	0	0	0	0	6
Erskin, Deginald	0	1	0	0	1	2	0	0	0	0	1	0	0	0	0	4
Klotz, Jason	2	3	0	0	0	0	0	1	1	3	4	0	1	0	0	10
Ross, Terrell	1	1	0	0	0	1	2	0	2	0	2	2	3	0	0	11
Boddicker, Brian	3	9	1	4	0	0	1	2	3	3	7	0	1	0	0	16
Ogden, Chris	1	1	1	1	0	0	0	0	0	1	3	0	0	0	0	5
Team							0	1	1							
Totals	26	57	7	22	16	24	14	27	41	19	75	18	15	4	8	200

Total FG%	1st Half: 14-34, .412	2nd Half: 12-23, .522	Game: 26-57, .456	Deadball
3-Pt. FG%	1st Half: 4-14, .286	2nd Half: 3-8, .375	Game: 7-22, .318	Rebounds
F Throw %	1st Half: 3-6, .500	2nd Half: 13-18, .722	Game: 16-24, .667	3

Nebraska 63

Player	tot-fg		3-pt		fta	rebounds		pf	tp	a	to blk	s min				
	fg	fga	fg	fga		of de	tot									
Turek, John f	2	8	0	0	5	7	3	2	5	5	9	1	1	1	2	26
Drevo, Andrew f	3	8	1	3	2	5	1	2	3	4	9	1	2	1	0	27
Johnson, Nate g	3	7	0	0	2	2	0	4	4	0	8	1	4	0	3	30
Simms, Corey g	5	6	0	0	2	4	2	2	4	1	12	1	1	1	1	30
Clemmons, Brennon g	6	10	2	3	3	4	1	4	5	4	17	3	3	0	2	34
Dourisseau, Jason	1	2	0	0	0	0	0	2	2	4	2	1	2	0	0	12
Wilkinson, Wesley	2	3	0	0	0	0	0	0	0	0	4	0	1	0	0	9
Conklin, Brian	0	6	0	6	0	0	0	3	3	1	0	1	0	0	0	22
Wilbrand, Tony	1	2	0	0	0	0	1	1	2	0	2	0	0	0	1	10
Team							0	2	2							
Totals	23	52	3	12	14	22	8	22	30	19	63	9	14	3	9	200

Total FG%	1st Half: 11-27, .407	2nd Half: 12-25, .480	Game: 23-52, .442	Deadball
3-Pt. FG%	1st Half: 1-7, .143	2nd Half: 2-5, .400	Game: 3-12, .250	Rebounds
F Throw %	1st Half: 7-11, .636	2nd Half: 7-11, .636	Game: 14-22, .636	2

Officials: Bobby Hunt, Gerry Pollard, Kelly Self.
 Technical fouls: None
 Attendance: 8,604

Score by Periods	1st	2nd	Total
Texas	35	40	75
Nebraska	30	33	63

Game 24

No. 22 Missouri 67, Nebraska 50

Feb. 18, 2003 at Columbia, Mo.

Nebraska 50

Player	tot-fg		3-pt		fta	rebounds		pf	tp	a	to blk	s min				
	fg	fga	fg	fga		of de	tot									
Turek, John f	1	6	0	0	0	0	1	5	6	3	2	1	1	1	0	36
Drevo, Andrew f	5	13	3	8	1	2	3	4	7	1	14	0	5	1	0	29
Johnson, Nate g	8	15	0	3	1	1	1	5	6	2	17	3	3	0	1	31
Simms, Corey g	3	7	0	1	3	4	1	6	7	1	9	1	0	0	0	33
Clemmons, Brennon g	1	6	1	2	2	2	0	4	4	1	5	2	3	0	3	34
Dourisseau, Jason	0	0	0	0	0	1	0	1	1	0	0	0	0	0	0	9
Wilkinson, Wesley	1	2	0	0	0	0	0	0	0	2	2	0	0	0	0	9
Conklin, Brian	0	3	0	3	0	0	0	0	0	2	0	0	1	0	0	14
McCarty, Marques	0	0	0	0	1	2	0	0	0	0	1	0	0	0	0	1
Heimos, Dan	0	0	0	0	0	0	0	0	0	2	0	0	0	0	0	4
Wilbrand, Tony	0	0	0	0	0	0	0	0	0	0	0	0	0	0	0	6
Team							0	0	0							
Totals	19	52	4	17	8	12	6	25	31	14	50	7	13	2	5	200

Total FG%	1st Half: 11-29, .379	2nd Half: 8-23, .348	Game: 19-52, .365	Deadball
3-Pt. FG%	1st Half: 3-10, .300	2nd Half: 1-7, .143	Game: 4-17, .235	Rebounds
F Throw %	1st Half: 3-4, .750	2nd Half: 5-8, .625	Game: 8-12, .667	1

Missouri 67

Player	tot-fg		3-pt		fta	rebounds		pf	tp	a	to blk	s min				
	fg	fga	fg	fga		of de	tot									
Bryant, Travon f	2	7	0	2	3	5	3	6	9	3	7	2	1	2	0	22
Johnson, Arthur c	5	11	0	0	0	0	1	2	3	2	10	1	4	1	0	29
Clemmons, Ricky g	7	13	6	12	0	0	4	4	0	20	1	3	0	3	31	
McKinney, Jimmy g	3	15	3	11	0</											

Game 25

Baylor 78, Nebraska 64

Feb. 22, 2003 at Waco, Texas

Nebraska 64

Player	tot-fg		3-pt		ft	fta	rebounds		pf	tp	a	to	blk	s	min	
	fg	fga	fg	fga			of de	tot								
Turek, John f	4	7	0	0	0	0	1	1	2	4	8	0	3	2	1	16
Drevo, Andrew f	5	11	3	6	0	0	0	6	6	3	13	1	1	1	1	33
Johnson, Nate g	5	10	0	1	0	0	1	1	2	2	10	0	1	1	1	35
Simms, Corey g	1	3	0	0	0	0	0	0	1	2	1	0	0	0	0	33
Clemmons, Brennon g	4	11	0	2	4	5	2	8	10	3	12	8	5	0	1	37
Dourisseau, Jason	1	1	0	0	0	1	0	0	2	2	1	1	0	0	0	10
Wilkinson, Wesley	1	4	0	1	0	1	1	1	2	1	2	0	0	0	0	8
Conklin, Brian	5	8	5	8	0	0	1	1	2	3	15	1	0	0	0	24
McCarty, Marques	0	0	0	0	0	0	0	0	0	0	0	0	0	0	0	1
Wilbrand, Tony	0	0	0	0	0	0	0	0	0	0	0	0	0	0	0	3
Team							0	4	4							
Totals	26	55	8	18	4	7	6	22	28	19	64	12	12	4	4	200

Total FG%	1st Half: 16-25, .640	2nd Half: 10-30, .333	Game: 26-55, .473	Deadball
3-Pt. FG%	1st Half: 4-6, .667	2nd Half: 4-12, .333	Game: 8-18, .444	Rebounds
F Throw %	1st Half: 4-4, 1.000	2nd Half: 0-3, .000	Game: 4-7, .571	0

Baylor 78

Player	tot-fg		3-pt		ft	fta	rebounds		pf	tp	a	to	blk	s	min	
	fg	fga	fg	fga			of de	tot								
Roberts, Lawrence f	9	18	0	1	4	6	6	8	14	2	22	0	2	2	1	37
Guinn, R.T. c	5	9	2	5	3	6	1	10	11	2	15	1	0	1	1	34
Taylor, Kenny g	5	11	4	9	0	0	0	4	4	0	14	2	1	0	1	30
Sayma, Matt g	0	3	0	1	6	6	2	3	5	3	6	9	3	0	1	33
Lucas, John g	6	12	3	8	1	1	1	0	1	2	16	2	1	0	2	33
Kidd, Ellis	0	1	0	1	2	3	0	0	0	1	2	1	1	0	0	24
Herring, Corey	0	1	0	0	0	0	0	0	0	0	0	0	0	0	0	1
Dotson, Carlton	1	4	1	2	0	0	1	0	1	2	3	0	0	0	0	8
Team							3	1	4							
Totals	26	59	10	27	16	22	14	26	40	12	78	15	8	3	6	200

Total FG%	1st Half: 15-31, .484	2nd Half: 11-28, .393	Game: 26-59, .441	Deadball
3-Pt. FG%	1st Half: 4-12, .333	2nd Half: 6-15, .400	Game: 10-27, .370	Rebounds
F Throw %	1st Half: 6-6, 1.000	2nd Half: 10-16, .625	Game: 16-22, .727	3

Officials: Randy Heimerman, Winston Stith, Danny Hooker. Technical fouls: None
Attendance: 7,302

Score by Periods	1st	2nd	Total
Nebraska	40	24	64
Baylor	40	38	78

Game 26

Nebraska 68, Kansas State 61

Feb. 25, 2003 at Lincoln, Neb.

Kansas State 61

Player	tot-fg		3-pt		ft	fta	rebounds		pf	tp	a	to	blk	s	min	
	fg	fga	fg	fga			of de	tot								
Siebrandt, Matt f	2	6	0	0	4	6	2	3	5	3	8	2	0	0	0	27
Pasco, Pervis f	7	12	0	0	2	3	0	5	5	16	0	1	2	0	0	27
Ellis, Tim g	1	7	0	2	6	6	1	1	1	8	3	3	0	1	1	25
Richards, Frank g	1	4	0	2	0	0	0	1	1	2	4	5	0	2	2	28
DeJesus, Gilson g	3	7	1	4	2	2	5	4	9	5	9	0	3	1	1	26
Thomas, Schlyer	1	5	0	2	0	0	0	1	1	2	2	0	0	0	0	10
Buchanan, Quentin	0	1	0	0	6	8	2	7	9	3	6	0	0	3	0	19
Hayden, Marques	3	6	0	0	1	2	1	3	4	5	7	0	1	0	0	16
Hart, Jarrett	0	2	0	1	3	8	0	5	5	2	3	3	2	0	0	20
Canby, Travis	0	0	0	0	0	0	0	0	0	0	0	0	0	0	0	2
Team							2	0	2							
Totals	18	50	1	11	24	35	13	30	43	29	61	12	15	6	4	200

Total FG%	1st Half: 11-28, .393	2nd Half: 7-22, .318	Game: 18-50, .360	Deadball
3-Pt. FG%	1st Half: 1-4, .250	2nd Half: 0-7, .000	Game: 1-11, .091	Rebounds
F Throw %	1st Half: 11-15, .733	2nd Half: 13-20, .650	Game: 24-35, .686	5

Nebraska 68

Player	tot-fg		3-pt		ft	fta	rebounds		pf	tp	a	to	blk	s	min	
	fg	fga	fg	fga			of de	tot								
Turek, John f	4	10	0	0	2	5	6	8	14	4	10	0	1	1	4	33
Drevo, Andrew f	4	14	2	7	9	11	5	1	6	4	19	1	1	2	1	29
Johnson, Nate g	6	11	0	1	3	7	0	4	4	1	15	3	3	0	1	36
Simms, Corey g	1	3	0	0	2	4	3	1	4	4	2	0	0	0	0	30
Clemmons, Brennon g	4	9	0	1	7	9	0	8	8	4	15	4	4	0	4	32
Dourisseau, Jason	2	6	1	3	0	0	0	2	2	2	5	0	0	0	0	18
Wilkinson, Wesley	0	0	0	0	0	0	0	0	0	0	0	0	0	0	0	3
Conklin, Brian	0	3	0	3	0	0	0	0	0	4	0	1	1	0	0	17
Wilbrand, Tony	0	0	0	0	0	0	0	0	0	1	0	0	0	0	0	2
Team							1	1	2							
Totals	21	56	3	15	23	36	15	25	40	24	68	10	10	4	10	200

Total FG%	1st Half: 14-30, .467	2nd Half: 7-26, .269	Game: 21-56, .375	Deadball
3-Pt. FG%	1st Half: 2-9, .222	2nd Half: 1-6, .167	Game: 3-15, .200	Rebounds
F Throw %	1st Half: 4-6, .667	2nd Half: 19-30, .633	Game: 23-36, .639	3

Officials: Tom O'Neill, John Higgins, Rick Randall.
Technical fouls: None
Attendance: 7,114

Score by Periods	1st	2nd	Total
Kansas State	34	27	61
Nebraska	34	34	68

Game 27

Nebraska 69, Iowa State 63

March 1, 2003 at Lincoln, Neb.

Iowa State 63

Player	tot-fg		3-pt		ft	fta	rebounds		pf	tp	a	to	blk	s	min	
	fg	fga	fg	fga			of de	tot								
Vroman, Jackson f	5	12	0	0	2	4	2	11	13	4	12	0	3	4	2	32
Homan, Jared c	2	4	0	0	0	1	2	1	3	5	4	0	0	2	1	22
Sullivan, Jake g	5	12	1	4	2	2	0	2	2	1	13	2	1	0	1	34
Haluska, Adam g	4	8	2	5	0	0	1	1	1	2	2	1	0	0	0	31
Barnes, Tim g	7	19	2	9	0	0	0	5	5	1	16	5	4	0	1	40
Bynum, Omar	1	3	0	1	0	0	2	1	3	2	2	0	1	2	0	24
Jefferson, Marcus	2	8	0	1	2	2	3	1	4	5	6	0	0	0	2	17
Team							3	0	3							
Totals	26	66	5	20	6	9	13	22	35	20	63	7	10	8	7	200

Total FG%	1st Half: 14-26, .538	2nd Half: 12-40, .300	Game: 26-66, .394	Deadball
3-Pt. FG%	1st Half: 4-7, .571	2nd Half: 1-13, .077	Game: 5-20, .250	Rebounds
F Throw %	1st Half: 2-2, 1.000	2nd Half: 4-7, .571	Game: 6-9, .667	1

Nebraska 69

Player	tot-fg		3-pt		ft	fta	rebounds		pf	tp	a	to	blk	s	min	
	fg	fga	fg	fga			of de	tot								
Turek, John f	7	12	0	0	3	5	5	1	6	1	17	0	2	3	0	35
Drevo, Andrew f	6	15	0	5	0	2	3	4	7	1	12	0	1	2	1	33
Johnson, Nate g	7	17	2	2	4	4	1	7	8	3	20	0	1	0	1	36
Simms, Corey g	2	5	0	0	1	1	0	1	1	0	5	0	0	0	0	10
Clemmons, Brennon g	1	5	0	2	1	2	3	6	9	2	3	7	3	0	1	35
Dourisseau, Jason	3	6	0	1	1	2	1	6	7	3	7	4	4	0	1	27
Wilkinson, Wesley	0	1	0	0	0	0	0	1	1	1	0	1	0	0	0	10
Conklin, Brian	2	4	1	2	0	0	2	0	2	2	5	0	0	1	0	13
Bohac, Adam	0	0	0	0	0	0	0	0	0	0	0	0	0	0	0	1
Team							5	3	8							
Totals	28	65	3	12	10	16	20	29	49	13	69	12	11	6	4	200

Total FG%	1st Half: 15-36, .417	2nd Half: 13-29, .448	Game: 28-65, .431	Deadball
3-Pt. FG%	1st Half: 0-5, .000	2nd Half: 3-7, .429	Game: 3-12, .250	Rebounds
F Throw %	1st Half: 4-6, .667	2nd Half: 6-10, .600	Game: 10-16, .625	1

Officials: Dan Chrisman, Terry Davis, Bob Sitov.
Technical fouls: None
Attendance: 9,801

Score by Periods	1st	2nd	Total
Iowa State	34	29	63
Nebraska	34	35	69



Guard Jason Dourisseau had a solid first season, averaging 4.9 points per game while seeing action in all 30 contests as a true freshman, including three starts.

INTRODUCTION

OUTLOOK

PLAYERS

COACHES

STAFF

OPPONENTS

REVIEW

RECORDS

HISTORY

Game 28

No. 5/5 Oklahoma 76, Nebraska 51

March 4, 2003 at Norman, Okla.

Nebraska 51

Player	tot-fg		3-pt		ft		rebounds		pf	tp	a	to blk	s	min		
	fg	fga	fg	fga	ft	fta	of de	tot								
Turek, John f	3	6	0	0	1	6	2	2	4	5	7	0	3	1	0	20
Drevo, Andrew f	11	17	1	2	1	2	1	3	4	2	24	0	3	1	0	33
Johnson, Nate g	0	2	0	1	2	2	0	4	4	3	2	1	7	0	1	29
Simms, Corey g	1	4	0	1	0	1	1	4	5	1	2	0	2	0	1	32
Clemmons, Brennon g	3	12	0	3	2	3	2	9	11	1	8	5	3	0	1	36
Dourisseau, Jason	1	3	0	1	2	2	0	2	2	3	4	0	1	0	2	18
Wilkinson, Wesley	1	3	0	1	0	0	1	1	1	2	0	0	0	0	0	6
Conklin, Brian	0	5	0	3	0	0	2	1	3	0	0	1	0	0	0	17
Bohac, Adam	1	1	0	0	0	0	0	0	0	0	2	0	0	0	0	1
Wilbrand, Tony	0	0	0	0	0	0	0	0	0	1	0	0	0	0	0	8
Team							2	0	2							
Totals	21	53	1	12	8	16	10	26	36	17	51	7	20	2	5	200

Total FG%	1st Half: 7-22, .318	2nd Half: 14-31, .452	Game: 21-53, .396	Deadball
3-Pt. FG%	1st Half: 0-6, .000	2nd Half: 1-6, .167	Game: 1-12, .083	Rebounds
F Throw %	1st Half: 4-7, .571	2nd Half: 4-9, .444	Game: 8-16, .500	2

Oklahoma 76

Player	tot-fg		3-pt		ft		rebounds		pf	tp	a	to blk	s	min		
	fg	fga	fg	fga	ft	fta	of de	tot								
Bookout, Kevin f	4	7	0	0	2	3	2	2	4	3	10	0	1	1	0	19
Brown, Jabahri c	7	14	0	0	0	0	2	6	8	1	14	2	0	4	2	29
White, Quannas g	1	4	1	2	0	0	0	2	2	0	3	10	2	0	0	25
Price, Hollis g	7	10	4	5	2	2	0	5	5	2	20	1	3	0	3	27
Alexander, De'Angelo g	4	7	2	4	5	6	2	5	7	2	15	1	2	0	1	27
Ere, Ebi	2	10	1	5	5	6	2	2	4	0	10	2	3	0	0	25
Zoschke, Ezra	0	0	0	0	0	0	1	0	1	0	0	0	0	0	0	1
Johnston, Blake	0	1	0	1	0	0	0	0	0	1	0	2	0	0	0	15
Gipson, Matt	1	4	0	2	0	0	1	0	1	2	2	0	1	0	0	6
Gilbert, Johnnie	1	2	0	0	0	0	2	4	6	3	2	1	0	2	1	12
Szendrei, Jozsef	0	2	0	0	0	0	0	2	2	1	0	0	0	0	0	13
Liggett, Michael	0	1	0	0	0	0	0	0	0	0	0	0	0	0	0	1
Team							0	0	0							
Totals	27	62	8	19	14	17	12	28	40	15	76	19	12	7	7	200

Total FG%	1st Half: 13-31, .419	2nd Half: 14-31, .452	Game: 27-62, .435	Deadball
3-Pt. FG%	1st Half: 4-8, .500	2nd Half: 4-11, .364	Game: 8-19, .421	Rebounds
F Throw %	1st Half: 8-10, .800	2nd Half: 6-7, .857	Game: 14-17, .824	0

Officials: Scott Thornley, Eddie Jackson, Kerry Sitton. Technical fouls: None
Attendance: 11,890

Score by Periods	1st	2nd	Total
Nebraska	18	33	51
Oklahoma	38	38	76



Guard Nate Johnson averaged 13.3 points per game to finish second on the team in scoring. He also ranked among the top 15 in steals per game in conference play with 1.47 per game.

Game 29

Colorado 84, Nebraska 69

March 8, 2003 at Boulder, Colo.

Nebraska 69

Player	tot-fg		3-pt		ft		rebounds		pf	tp	a	to blk	s	min		
	fg	fga	fg	fga	ft	fta	of de	tot								
Turek, John f	4	15	0	9	3	5	4	1	5	5	11	1	1	2	1	28
Drevo, Andrew f	7	13	3	8	2	2	3	6	9	4	19	1	3	0	0	26
Johnson, Nate g	8	17	0	2	3	5	1	4	5	0	19	2	2	0	1	34
Simms, Corey g	3	5	1	1	0	0	4	0	4	3	7	1	3	0	2	30
Clemmons, Brennon g	5	13	0	4	0	0	0	7	7	5	10	5	5	0	5	39
Dourisseau, Jason	1	5	0	2	1	2	1	3	4	1	3	1	0	0	0	22
Wilkinson, Wesley	0	1	0	0	0	0	0	0	0	0	0	0	0	0	1	7
Conklin, Brian	0	3	0	2	0	0	0	0	0	1	2	0	0	0	0	9
Wilbrand, Tony	0	0	0	0	0	0	0	0	0	0	0	1	0	0	0	5
Team							3	1	4							
Totals	28	72	4	19	9	14	16	23	39	20	69	12	15	2	10	200

Total FG%	1st Half: 9-33, .273	2nd Half: 19-39, .487	Game: 28-72, .389	Deadball
3-Pt. FG%	1st Half: 2-9, .222	2nd Half: 2-10, .200	Game: 4-19, .211	Rebounds
F Throw %	1st Half: 5-7, .714	2nd Half: 4-7, .571	Game: 9-14, .643	3

Colorado 84

Player	tot-fg		3-pt		ft		rebounds		pf	tp	a	to blk	s	min		
	fg	fga	fg	fga	ft	fta	of de	tot								
Greenwald, Matt f	1	2	0	0	0	0	0	0	0	0	2	0	0	0	0	4
Pelle, Stephane f	9	16	0	1	3	3	2	9	11	2	21	0	1	1	3	31
Harrison, David c	6	10	0	0	8	13	2	8	10	4	20	0	4	1	0	29
Wright, James g	1	6	0	1	4	4	0	1	1	1	6	4	6	0	0	20
Morandais, Michel g	1	3	0	1	0	0	0	1	1	1	2	3	1	0	0	11
Eddy, Glean	0	1	0	1	2	2	1	3	4	3	2	1	2	0	1	22
Doumbouya, Amadou	0	0	0	0	0	0	0	0	0	0	0	0	0	0	0	1
Copeland, Chris	0	2	0	1	0	0	0	3	3	1	0	1	2	0	0	11
McGee, Antoine	0	2	0	0	2	2	0	2	2	1	2	5	0	1	2	19
Wilson, Blair	6	13	4	10	0	0	1	2	3	2	16	2	2	1	1	36
Harris, Lamar	5	6	0	0	3	4	3	3	6	0	13	2	1	1	1	16
Team							0	2	2							
Totals	29	61	4	15	22	28	9	34	43	15	84	18	19	15	8	200

Total FG%	1st Half: 15-33, .455	2nd Half: 14-28, .500	Game: 29-61, .475	Deadball
3-Pt. FG%	1st Half: 3-8, .375	2nd Half: 1-7, .143	Game: 4-15, .267	Rebounds
F Throw %	1st Half: 6-10, .600	2nd Half: 16-18, .889	Game: 22-28, .786	3

Officials: Sam Croft, Randy Heimerman, John Fullilove. Technical fouls: None
Attendance: 10,562

Score by Periods	1st	2nd	Total
Nebraska	25	44	69
Colorado	39	45	84

Game 30

Missouri 70, Nebraska 61

March 13, 2003 at Dallas (Big 12 Tournament)

Nebraska 61

Player	tot-fg		3-pt		ft		rebounds		pf	tp	a	to blk	s	min		
	fg	fga	fg	fga	ft	fta	of de	tot								
Turek, John f	2	7	0	0	2	4	3	3	6	5	6	1	1	1	0	33
Drevo, Andrew f	5	17	2	9	9	14	3	7	10	3	21	1	3	2	1	37
Johnson, Nate g	4	15	3	8	1	2	3	3	6	2	12	2	4	0	3	40
Simms, Corey g	1	3	1	2	5	6	1	2	3	2	8	0	1	0	0	30
Clemmons, Brennon g	3	11	2	5	0	1	3	4	7	5	8	4	1	0	5	32
Dourisseau, Jason	0	2	0	2	0	0	0	0	0	1	1	0	0	0	0	12
Wilkinson, Wesley	0	0	0	0	0	0	0	1	1	1	0	0	0	0	0	2
Conklin, Brian	2	7	2	7	0	0	1	2	3	2	6	0	0	0	0	11
Bohac, Adam	0	0	0	0	0	0	0	0	0	0	0	0	0	0	0	1
Wilbrand, Tony	0	0	0	0	0	0	0	0	0	0	0	0	0	0	0	2
Team							1	1	2							
Totals	17	62	10	33	17	27	15	23	38	21	61	8	12	3	9	200


Total FG%	1st Half: 10-29, .345	2nd Half: 7-33, .212	Game: 17-62, .274	Deadball
3-Pt. FG%	1st Half: 6-13, .462	2nd Half: 4-20, .200	Game: 10-33, .303	Rebounds
F Throw %	1st Half: 7-9, .778	2nd Half: 10-18, .556	Game: 17-27, .630	5

Missouri 70

Player	tot-fg		3-pt		ft		rebounds		pf	tp	a	
--------	--------	--	------	--	----	--	----------	--	----	----	---	--

RECORDS

JACK MOORE



03-04 NEBRASKA
03 BASKETBALL

Top 60 Career Scorers

Rk.	Player, Seasons	G	FG-FGA	Pct.	FT-FTA	Pct.	Points	Avg.
1.	Dave Hoppen, 1983-84-85-86	111	804-1,341	.600	559-724	.772	2,167	19.5
2.	Eric Platkowski, 1991-92-93-94	123	676-1,436	.471	380-489	.777	1,934 (202)	15.7
3.	Jerry Fort, 1973-74-75-76	105	777-1,793	.433	328-486	.675	1,882	17.9
4.	Andre Smith, 1978-79-80-81	114	673-1,148	.586	371-562	.660	1,717	15.1
5.	Jaron Boone, 1993-94-95-96	127	575-1,327	.433	274-387	.708	1,609 (184)	12.7
6.	Erick Strickland, 1993-94-95-96	127	535-1,219	.439	337-434	.776	1,586 (179)	12.5
7.	Tyronni Lue, 1996-97-98	99	560-1,255	.446	312-396	.788	1,577 (145)	15.9
8.	Cookie Belcher, 1997-98-99-2000-01	131	576-1,291	.446	255-400	.638	1,552 (146)	11.9
9.	Rich King, 1988-89-90-91	124	564-1,000	.564	345-510	.676	1,475 (2)	11.9
10.	Venson Hamilton, 1996-97-98-99	129	528-1,002	.527	360-590	.610	1,416	11.0
11.	Carl McPipe, 1976-77-78-79	104	546-1,126	.485	208-317	.656	1,300	12.5
12.	Tom Baack, 1966-67-68	75	526-1,138	.462	247-297	.832	1,299	17.3
13.	Stuart Lantz, 1966-67-68	75	488-1,007	.485	293-395	.742	1,269	16.9
14.	Chuck Jura, 1970-71-72	77	500-910	.549	255-427	.597	1,255	16.3
15.	Larry Florence, 1997-98-99-2000	123	496-1,150	.431	220-325	.677	1,223 (11)	9.9
16.	Jack Moore, 1979-80-81-82	105	379-830	.457	446-495	.901	1,204	11.5
17.	Brian Carr, 1984-85-86-87	123	447-942	.475	230-287	.801	1,182 (58)	9.6
18.	Brian Banks, 1976-77-78-79	110	471-986	.478	208-298	.698	1,150	10.5
19.	Marvin Stewart, 1969-70-71	66	435-921	.472	268-359	.747	1,138	17.2
20.	Clifford Scales, 1988-89-90-91	123	441-902	.489	209-272	.768	1,136 (45)	9.2
	Carl Hayes, 1990-91-92	90	439-945	.465	221-360	.614	1,136 (37)	12.6
22.	Cary Cochran, 1999-2000-01-02	119	333-800	.416	147-164	.896	1,081 (268)	9.1
23.	Herschell Turner, 1958-59-60	72	371-898	.413	314-474	.662	1,056	14.7
24.	Mikki Moore, 1994-95-96-97	114	374-676	.553	235-359	.655	986 (3)	8.6
25.	Beau Reid, 1988-89-90-91	102	320-775	.413	250-337	.742	976 (86)	9.6
26.	Bob Siegel, 1974-75-76-77	101	405-973	.416	160-232	.690	970	9.6
27.	Tom Scantlebury, 1968-69-70	75	369-835	.442	227-303	.749	965	12.9
28.	Nate Branch, 1965-66-67	75	367-871	.421	224-320	.700	958	12.8
29.	Terrance Badgett, 1993-94-95-96	127	395-764	.517	141-229	.616	953 (22)	7.5
30.	Jamar Johnson, 1992-93-94	87	333-723	.461	166-210	.790	927 (95)	10.7
31.	Rex Ekwall, 1955-56-57	65	296-690	.429	288-394	.731	880	13.5
32.	Bruce Chubick, 1991-92-93-94	119	303-540	.561	264-400	.660	878 (8)	7.4
33.	Grant Simmons, 1964-65-66	74	305-709	.430	239-350	.683	849	11.5
34.	Dapreis Owens, 1989-90-91-92	117	329-679	.484	187-302	.619	845	7.2
35.	Bob Gratopp, 1956-69-70	76	255-608	.419	316-400	.790	826	10.9
36.	Jim Buchanan, 1950-51-52	69	345-942	.366	131-203	.645	821	11.9
37.	Bill Johnson, 1952-53-54	65	264-652	.405	286-484	.591	814	12.5
	Claude Retherford, 1947-48-49	74	318-1,090	.292	178-283	.629	814	11.0
39.	Bernard Day, 1986-87	63	309-567	.545	184-264	.697	802	12.7
40.	Stan Cloudy, 1983-84	62	347-672	.516	81-119	.681	775	12.5
41.	Bus Whitehead, 1948-49-50	72	275-831	.331	215-314	.685	765	10.6
42.	Fred Seger, 1952-53-54	65	263-724	.363	236-360	.656	762	11.7
43.	Larry Cox, 1974-75-76	74	270-432	.625	217-297	.731	757	10.2
44.	Daryl Petsch, 1962-63-64	69	315-709	.444	124-197	.629	754	10.9
45.	Kimani Ffriend, 2000-01	58	267-460	.580	212-440	.482	746	12.9
46.	Charlie Jones, 1962-63-64	75	300-731	.410	135-216	.625	735	9.8
47.	Steffon Bradford, 2000-01	60	280-504	.556	156-247	.632	717	12.0
48.	Leroy Chalk, 1969-70-71	76	291-555	.524	133-197	.675	715	9.4
49.	Tom Russell, 1961-62	49	233-444	.525	246-329	.748	712	14.5
50.	Derrick Chandler, 1992-93	60	297-585	.508	112-196	.571	706	11.8
51.	Willard Fagler, 1952-53-54-55	84	227-571	.398	251-373	.673	705	8.4
52.	Derrick Vick, 1987-88	63	261-499	.523	181-264	.686	703	11.2
53.	Albert Maxey, 1959-60	49	251-684	.367	175-248	.706	677	13.8
54.	Harvey Marshall, 1985-86	60	290-623	.465	95-126	.754	675	11.3
55.	Gary Reimers, 1956-57-58	69	222-542	.410	223-303	.736	667	9.7
56.	Mike Naderer, 1978-79-80-81	113	274-576	.476	109-133	.820	657	5.8
57.	Al Nissen, 1970-71-72	77	244-518	.471	163-223	.731	651	8.5
	Ray Richardson, 1989-90	60	225-527	.443	96-139	.691	651 (105)	10.9
59.	Bernard Garner, 1996-97	63	246-491	.501	133-187	.711	649 (24)	10.3
60.	Eric Johnson, 1988-89	63	236-542	.435	138-180	.767	647 (37)	10.3
	Greg Downing, 1980-81-82-83	117	270-558	.484	107-141	.759	647	5.5

*Records kept only since 1948.

NOTE: Year listed is for the second half of the season played, i.e., 82 would be for the 1981-82 season. () Number in parenthesis following point total indicates number of career three-point field goals made.

INTRODUCTION

OUTLOOK

PLAYERS

COACHES

STAFF

OPPONENTS

REVIEW

RECORDS

HISTORY

Points (game)

Overall:

42, Eric Piatkowski, vs. Oklahoma, at Kansas City, Mo., March 11, 1994 (B8T)

At Home:

40, Jerry Fort, vs. Missouri, Feb. 22, 1975

40, Rich King, vs. Northern Illinois, Feb. 18, 1991

Away:

34, Chuck Jura, at Oklahoma State, Jan. 26, 1972

34, Jerry Fort, at Kansas State, Jan. 17, 1976

Neutral:

42, Eric Piatkowski, vs. Oklahoma, at Kansas City, Mo., March 11, 1994 (B8T)

Half:

24, Jerry Fort, vs. Missouri, Feb. 22, 1975 (2nd)

24, Dave Hoppen, vs. South Dakota, Dec. 1, 1984 (1st)

24, Tyronn Lue vs. Virginia, Dec. 27, 1997 (2nd)

Losing Effort:

38, Tom Russell, vs. Kansas, Feb. 21, 1962

Freshman:

30, Tyronn Lue, vs. Oregon, Nov. 25, 1995

Sophomore:

33, Fred Hare, at Texas, Dec. 18, 1964

33, Jerry Fort, vs. Missouri, Feb. 16, 1974

Junior:

40, Jerry Fort, vs. Missouri, Feb. 22, 1975

Senior:

42, Eric Piatkowski, vs. Oklahoma, at Kansas City, Mo., March 11, 1994 (B8T)

Two Players:

65, Eric Piatkowski (42) and Bruce Chubick (23) vs. Oklahoma, at Kansas City, Mo., March 11, 1994 (B8T)

By Opponent:

46, Wilt Chamberlain, at Kansas, Feb. 8, 1958

46, Joe Scott, at Missouri, March 6, 1961

46, George Stone, Marshall, March 13, 1967 (NIT)

By Opponent, Half:

28, Jim McKean, Washington State, Dec. 12, 1966

By Opponent, Two Players:

70, George Stone (46) and Danny D'Antoni (24), Marshall, March 13, 1967 (NIT)

Points (season)

Overall:

704, Dave Hoppen, 1984-85 (30 games)

Conference:

349, Tyronn Lue, 1997-98 (16 games)

Average:

23.5, Dave Hoppen, 1984-85 (704 in 30 games)

Conference Average:

23.0, Dave Hoppen, 1984-85 (322 in 14 games)

Freshman:

445, Dave Hoppen, 1982-83 (32 games)

Sophomore:

603, Tyronn Lue, 1996-97 (32 games)

Junior:

704, Dave Hoppen, 1984-85 (30 games)

Senior:

646, Eric Piatkowski, 1993-94 (31 games)

Consecutive Double-Figure Scoring Games by a Freshman:

8, Jerry Fort, Dec. 16, 1972 to Jan. 15, 1973 and Feb. 6 to March 6, 1973

8, Dave Hoppen, Feb. 9 to March 5, 1983

20-Point-or-Better Scoring Games:

21, Dave Hoppen, 1984-85

Consecutive 20-Point-or-Better Scoring Games:

10, Dave Hoppen, 1984-85

Points (career)

Overall:

2,167, Dave Hoppen, 1983-86 (111 games)

Conference:

1,055, Jerry Fort, 1973-76 (56 games)

Average:

19.5, Dave Hoppen, 1983-86 (2,167 in 111 games)

Conference Average:

20.3, Dave Hoppen, 1983-86 (975 in 48 games)

20-Point-or-Better Scoring Games:

56, Dave Hoppen, 1983-86

Consecutive Games in Double Figures:

84, Dave Hoppen, March 11, 1983 to Feb. 1, 1986

Field Goals (game)

Made:

16, Marvin Stewart, vs. Nevada, Dec. 14, 1970 (24 attempts)

Conference Made:

15, Jerry Fort, three times

Attempted:

34, by several players

No Misses:

9, Chuck Jura, vs. Iowa, Dec. 5, 1970;

9, Dave Hoppen, vs. Southern Illinois, Nov. 26, 1985;

9, Venson Hamilton, vs. Iowa State, Feb. 3, 1996;

9, Mikki Moore at Nevada, March 18, 1997 (NIT)

No Misses, Conference Game:

9, Venson Hamilton vs. Iowa State, Feb. 3, 1996

Consecutive Made (Multiple Games):

13, Mikki Moore, March 12 to March 21, 1997 (NIT)

Opponent Made:


20, George Stone, Marshall, March 13, 1967 (NIT, 38 attempts)

Opponent Attempted:

38, George Stone, Marshall, March 13, 1967 (NIT, 20 made)

Opponent Made, No Misses:

11, Lanny Van Eman, at Wichita State, Dec. 4, 1961



Dave Hoppen was the first Nebraska player to have his jersey [42] retired.

Field Goals (season)

Made:
270, Dave Hoppen, 1984-85 (418 attempts)
Conference Made:
132, Jerry Fort, 1974-75 (294 attempts)
Attempted:
547, Tyronn Lue, 1997-98 (240 made)
Conference Attempted:
294, Jerry Fort, 1974-75 (132 made)
Percentage*:
.672, Larry Cox, 1975-76 (133-198)
Conference Percentage*:
.648, Dave Hoppen, 1984-85 (127-196)
Freshman Percentage:
.563, Mike Naderer, 1977-78 (63-112)
 *Minimum 5 attempts per team game

Field Goals (career)

Made:
804, Dave Hoppen, 1983-86 (1,341 attempts)
Conference Made:
438, Jerry Fort, 1973-76 (1,018 attempts)
Attempted:
1,793, Jerry Fort, 1973-76 (777 made)
Conference Attempted:
1,018, Jerry Fort, 1973-76 (438 made)
Percentage*:
.625, Larry Cox, 1974-76 (270-432)
Conference Percentage:**
.619, Larry Cox, 1974-76 (159-257)
 *Minimum 400 attempts; **Minimum 200 attempts

Three-Point Field Goals (game)

Made:
8, Cary Cochran, vs. Baylor, Feb. 27, 2002 (13 att.)
Conference Made:
8, Cary Cochran, vs. Baylor, Feb. 27, 2002 (13 att.)
Attempted:
13, Cary Cochran, vs. Baylor, Feb. 27, 2002 (8 made)
Percentage*:
1.000, Cary Cochran (5-5), at Missouri, Jan. 6, 2001
Conference Percentage*:
1.000, Cary Cochran (5-5), at Missouri, Jan. 6, 2001
Opponent Made:
8, Dave Sieger, at Oklahoma, Feb. 21, 1987 (13 att.)
8, Randy Rutherford, Oklahoma State, Feb. 1, 1995 (14 att.)
8, Jerald Brown, Texas A&M, Jan. 11, 1997 (10 att.)
8, Eric Martin, at Oklahoma, Jan. 20, 1999 (10 att.)
8, Devin Brown, UT-San Antonio, Nov. 28, 2001 (13 att.)
Opponent Attempted:
17, Dominick Young, at Fresno State, March 22, 1996 (5 made)
Opponent, No Misses:
6, Craig Michaelis, at Miami (Ohio), Nov. 27, 1989
 *Minimum 5 attempts

Three-Point Field Goals (season)

Made:
89, Cary Cochran, 2001-02 (207 att.)
Conference Made:
53, Cary Cochran, 2001-02 (121 att.)
Freshman Made:
44, Eric Piatkowski, 1990-91 (127 att.)
Attempted:
209, Tyronn Lue, 1997-98 (78 made)
Conference Attempted:
121, Cary Cochran, 2001-02 (53 made)
Percentage*:
.473, Cary Cochran, 2000-01 (78-165)
Conference Percentage*:
.529, Henry T. Buchanan, 1986-87 (18-34)
Freshman Percentage*:
.426, Brian Conklin, 2000-01 (23-54)



Tyronn Lue was a threat from downtown, setting the NU record for three-pointers attempted in 1997-98.

Consecutive Games Three-Point Goal Scored:
35, Cary Cochran, Dec. 20, 2000 to Jan. 5, 2002
 *Minimum 1.5 attempts per team game

Three-Point Field Goals (career)

Made:
268, Cary Cochran, 1999-02 (630 att.)
Conference Made:
156, Cary Cochran, 1999-02 (356 att.)
Attempted:
630, Cary Cochran, 1999-02 (268 made)
Conference Attempted:
356, Cary Cochran, 1999-02 (156 made)
Percentage:
.425, Cary Cochran, 1999-02 (268-630)
Conference Percentage:
.463, Henry T. Buchanan, 1987-88 (38-82)

Free Throws (game)

Made:
18, David Ponce, at Creighton, Dec. 4, 1982 (19 att.)
Conference Made:
16, Tom Russell, vs. Kansas, Feb. 21, 1962 (17 att.)
Attempted:
21, Rich King, at Wyoming, Jan. 22, 1990 (13 made)
Conference Attempted:
20, Bill Johnson, vs. Missouri, Jan. 21, 1953 (13 made)
No Misses:
15, Jack Moore, vs. Oklahoma State, Feb. 10, 1982
Opponent Made:
18, Wilt Chamberlain, at Kansas, Feb. 8, 1958 (23 att.)
Opponent Attempted:
23, Wilt Chamberlain, at Kansas, Feb. 8, 1958 (18 made)
Opponent Made, No Misses:
15, John Crawford, Iowa State, at Kansas City, Mo., Dec. 29, 1956 (Big Seven Holiday Tournament)

Free Throws (season)

Made:

184, Jack Moore, 1979-80 (211 att.)

Conference Made:

84, Stuart Lantz, 1967-68 (112 att.)

Attempted:

227; Kimani Ffriend, 1999-00 (115 made)

Conference Attempted:

131; Kimani Ffriend, 2000-01 (64 made)

Percentage*:

.939, Jack Moore, 1981-82 (123-131)

Conference Percentage*:

.938, Jack Moore, 1981-82 (60-64)

Freshman Percentage*:

.837, Eric Piatkowski, 1990-91 (72-86)

Consecutive Made:

39, Jack Moore, Jan. 27 to Feb. 15, 1982

*Minimum 2 attempts per team game

Free Throws (career)

Made:

559, Dave Hoppen, 1983-86 (724 att.)

Conference Made:

267, Dave Hoppen, 1983-86 (338 att.)

Attempted:

724, Dave Hoppen, 1983-86 (559 made)

Conference Attempted:

338, Dave Hoppen, 1983-86 (267 made)

Percentage*:

.901, Jack Moore, 1979-82 (446-495)

Conference Percentage*:

.877, Jack Moore, 1979-82 (185-211)

*Minimum 200 attempts

Rebounds (game)

Rebounds:

26, Bill Johnson, vs. Iowa State, Jan. 4, 1954

Half:

15, Carl McPipe, vs. California-Davis, Dec. 16, 1977 (1st)

Two Players:

39, Leroy Chalk (20) and Chuck Jura (19), vs. Colorado, March 6, 1971

Opponent:

24, Bill Bridges, Kansas, twice

24, Andy Hopson, at Oklahoma State, Jan. 26, 1974

Opponent Two Players:

39, Dave DeBusschere (23) and Charlie North (16) at Detroit, Dec. 17, 1960

Rebounds (season)

Overall:

335, Venson Hamilton, 1998-99 (33 games)

Conference:

176, Venson Hamilton, 1998-99 (16 games)

Freshman:

162, John Turek, 2001-02 (26 games)

Average:

11.7, Chuck Jura, 1971-72 (305 in 26 games)

Conference Average:

11.4, Chuck Jura, 1971-72 (159 in 14 games)

Rebounds (career)

Overall:

1,080, Venson Hamilton, 1996-99 (129 games)

Conference:

499, Venson Hamilton, 1996-99 (59 games)

Average:

10.4, Rex Ekwall, 1955-57 (679 in 65 games)

Conference Average:

10.5, Leroy Chalk, 1969-71 (442 in 42 games)

Assists (game)

Assists:

18, Brian Carr, at Evansville, Jan. 3, 1985

Conference*:

13, Brian Carr, vs. Missouri, Jan. 28, 1987

Half:

10, Brian Carr, at Evansville, Jan. 3, 1985 (2nd)

Opponent:

18, Tom Kivisto, Kansas, at Kansas City, Mo., Dec. 29, 1973
(Big Eight Holiday Tournament)

*Note: Carr had 14 assists at Kansas in a Big Eight Tournament game, March 5, 1985.

Assists (season)

Assists:

237, Brian Carr, 1984-85 (30 games)

Conference:

113, Brian Carr, 1984-85 (14 games)

Freshman:

144, Tyronn Lue, 1995-96 (35 games)

Average:

7.90, Brian Carr, 1984-85 (237 in 30 games)

Conference Average:

8.10, Brian Carr, 1984-85 (113 in 14 games)

Assists (career)

Assists:

682, Brian Carr, 1984-87 (123 games)

Conference:

297, Brian Carr, 1984-87 (56 games)

Average:

5.54, Brian Carr, 1984-87 (682 in 123 games)

Conference Average:

5.30, Brian Carr, 1984-87 (297 in 56 games)

Note: Assist records available only since 1974

Steals (game)

Steals:

8, Greg Downing vs. Missouri-Kansas City, Dec. 8, 1982

8, Cookie Belcher at Texas Tech, Feb. 20, 1999

8, Venson Hamilton vs. Texas Tech, March 4, 1999 (B12T)

8, Cookie Belcher vs. Oklahoma State, Feb. 7, 2001



Rich King tied a then-school record with 40 points against Northern Illinois on Feb. 18, 1991.

Conference:

- 8, Cookie Belcher at Texas Tech, Feb. 20, 1999
- 8, Cookie Belcher vs. Oklahoma State, Feb. 7, 2001

Opponent:

- 8, Alvin Robertson at Arkansas, Jan. 3, 1983
- 8, Dominick Young at Fresno State, March 22, 1996
- 8, Jose Winston vs. Colorado, Jan. 23, 1999

Steals (season)**Steals:**

- 102, Cookie Belcher, 1998-99 (32 games)

Freshman:

- 87, Cookie Belcher, 1996-97 (33 games)

Steals (career)**Steals:**

- 353, Cookie Belcher, 1997-2001 (131 games)

Conference:

- 163, Cookie Belcher, 1997-2001 (64 games)

Note: Steal statistics available only since 1978

Blocked Shots (game)**Blocks:**

- 9, Mikki Moore vs. Coppin State, Dec. 6, 1996

Conference:

- 7, Rich King at Oklahoma State, Jan. 20, 1990
- 7, Kimani Ffriend at Kansas State, Jan. 30, 2001

Opponent:

- 8, Walter Downing, DePaul, March 28, 1983 (NIT)
- 8, John Flippen, Baylor, March 9, 2000 (B12)

Blocked Shots (season)**Blocks:**

- 91, Derrick Chandler, 1991-92 (29 games)

Conference:

- 43, Venson Hamilton, 1998-99 (16 games)

Freshman:

- 39, John Turek, 2001-02 (26 games)
- 39, Venson Hamilton, 1995-96 (32 games)

Blocked Shots (career)**Blocks:**

- 241, Venson Hamilton, 1996-99 (129 games)

Conference:

- 106, Venson Hamilton, 1996-99 (59 games)

Note: Blocked shot statistics available only since 1978

Minutes Played (game)**Minutes Played:**

- 60, Jack Moore and Andre Smith, vs. Ala.-Birmingham, Dec. 22, 1979 (4OT)

Playing Time (season)**Games Played:**

- 35, Terrance Badgett, Bernard Garner, Tyronn Lue, Mikki Moore, Erick Strickland, 1995-96

Games Started:

- 34, Beau Reid, Clifford Scales, 1990-91
- 34, Jaron Boone, Bernard Garner, Tyronn Lue, Erick Strickland, 1995-96

Minutes Played:

- 1,155, Dave Hoppen, 1984-85 (30 games)

Conference Minutes Played:

- 614, Tyronn Lue, 1996-97 (16 games)

Minutes Played Per Game:

- 38.5, Dave Hoppen, 1984-85 (1,155 in 30 games)

Conference Minutes Played Per Game:

- 39.1, Dave Hoppen, 1984-85 (548 in 14 games)

Playing Time (career)**Games Played:**

- 131, Cookie Belcher, 1997-2001

Consecutive Games Played:

- 123, Brian Carr, 1984-87

Games Started:

- 128, Cookie Belcher, 1997-2001 (131 games)

Consecutive Games Started:

- 111, Dave Hoppen, 1983-86

Minutes Played:

- 4,095, Cookie Belcher, 1997-2001 (131 games)

Conference Minutes Played:

- 2,004, Cookie Belcher, 1997-2001 (64 games)

Minutes Played Per Game, Four-Year Career:

- 33.4, Dave Hoppen, 1983-86 (3,711 in 111 games)

Minutes Played Per Game, Three-Year Career:

- 34.5, Andre Smith, 1979-81 (2,901 in 84 games; minutes not available for Smith's freshman year, 1978)

Minutes Played Per Game, Two-Year Career:

- 33.3, Stan Cloudy, 1983-84 (2,066 in 62 games)

Conference Minutes Played Per Game:

- 35.5, Tyronn Lue, 1996-98 (1,633 in 46 games)



Erick Strickland is one of only five Huskers to play 35 games in a single season.

Team Game and Season Records

Points (game)

Overall:

117, vs. Oklahoma (113), at Kansas City, Mo.,
March 8, 1991 (OT, B8T); vs. Harvard (79), Dec. 1, 1989

Conference:

111, at Oklahoma (99), Jan. 26, 1991;
at Oklahoma (115), Feb. 14, 1994 (OT)

Home Court:

117, vs. Harvard (79), Dec. 1, 1989

Opponent's Court:

111, at Oklahoma (99), Jan. 26, 1991
111, at Oklahoma (115), Feb. 14, 1994 (OT)

Neutral Court:

117, vs. Oklahoma (113), at Kansas City, Mo., March 8, 1991 (OT, B8T)

First Half:

64, vs. Tennessee Tech, Dec. 14, 1990

Second Half:

66, vs. Oklahoma, Feb. 16, 1991

Both Teams:

230, at Oklahoma (133), Nebraska (97), Feb. 21, 1987
230, Nebraska (117), Oklahoma (113), at Kansas City, Mo.,
March 8, 1991 (OT, B8T)

Losing Effort:

111, at Oklahoma (115), Feb. 14, 1994 (OT)

Margin of Victory:

74, Nebraska (82), at Crete (8), Jan. 4, 1907

Margin of Defeat:

56, at Kansas (102), Nebraska (46), Feb. 8, 1958

Players Scoring in Double Figures:

8, at Oklahoma, Jan. 26, 1991, [Tony Farmer (22), Carl Hayes (16),
Beau Reid (14), Rich King (12), Jose Ramos (12), Eric Piatkowski
(11), Keith Moody (11), Clifford Scales (10)]
8, vs. Appalachian State, Dec. 31, 1994, [Erick Strickland (21),
Jaron Boone (17), Mikki Moore (12), Chris Sallee (12), Tom Wald
(11), Melvin Brooks (10), Terrance Badgett (10), Chester Surlis (10)]

Opponent:

133, at Oklahoma (NU 97), Feb. 21, 1987

Opponent, Half:

70, at Oklahoma, Feb. 21, 1987 (2nd)

Points (season)

Overall:

2,977, 1990-91 (34 games)

Conference:

1,219, 1993-94 (14 games)

Average:

87.6, 1990-91 (2,977 in 34 games)

Conference Average:

87.1, 1993-94 (1,219 in 14 games)

Opponent:

2,672, 1990-91 (34 games)

Opponent, Conference:

1,297, 1989-90 (14 games)

Opponent Average:

86.1, 1989-90 (2,410 points in 28 games)

Opponent Conference Average:

92.6, 1989-90 (1,297 in 14 games)

NU 100-Point Games:

7, 1990-91

Opponent 100-Point Games:

6, 1989-90

Field Goals (game)

Made:

51, vs. Nevada, Dec. 14, 1970 (81 att.)

Conference Made:

44, vs. Missouri, Jan. 28, 1967 (86 att.)

Attempted:

97, vs. Cal State Fullerton, Dec. 4, 1967 (41 made)

Conference Attempted:

83, vs. Oklahoma, Jan. 25, 1992 (28 made)

Double-Figure Winning Streaks

Season	Win Streak	Date Started	Date Ended
1. 1990-91	14 games	11-28-90	1-22-91
1911-12/12-13	14 games	1-27-12	1-25-13
3. 1919-20/20-21	13 games	2-6-20	1-3-21
1897-98/1900-01	13 games	2-22-1898	1901*
5. 1912-13	12 games	1-31-13	3-12-13
6. 1993-94	11 games	12-3-93	1-19-94
1905-06/06-07	11 games	2-25-06	2-15-07
8. 1994-95	10 games	11-27-94	1-4-95
1977-78	10 games	12-2-77	12-29-77

*Dates unavailable

Win/Loss Streaks

Consecutive Conference Victories: 29, all eight in 1911-12, all 10 in 1912-13, all seven in 1913-14, first four in 1914-15 (ended at Kansas, 43-18, Jan. 22, 1915)

Consecutive Home Victories: 20, all 11 games in 1965-66, first nine games in 1966-67 (ended by Kansas, 64-57, March 4, 1967)

Consecutive Home Conference Victories: 15, all four games in 1911-12, all five games in 1912-13, all four games in 1913-14, first two games in 1914-15 (ended by Drake, 20-19, Feb. 19, 1915)

Consecutive Losses: 13, final 6 games of 1931-32, first seven games of 1932-33 (ended vs. Kansas State, 31-25, Jan. 14, 1933)

Consecutive Conference Losses: 12, last six in 1943-44, first six in 1944-45 (ended vs. Kansas, 59-45, Feb. 10, 1945)

Consecutive Home Losses: 7, games five through 11 in 1962-63 (ended vs. Oklahoma State, 49-48, Feb. 25, 1963)

Consecutive Home Conference Losses: 9, last four games of 1961-62, first five of games of 1962-63 (ended vs. Oklahoma State, 49-48, Feb. 25, 1963)

Percentage:

.750, vs. Nebraska-Omaha, Jan. 25, 1988 (42-56)

Conference Percentage:

.679, at Kansas, Feb. 5, 1980 (19-28)

Half Percentage:

.840, vs. Nebraska-Omaha, Jan. 25, 1988 (21-25, 1st)

Conference Half Percentage:

.833, vs. Iowa State, Feb. 21, 1985 (15-18, 2nd)

Opponent Made:

50, at Oklahoma, Feb. 21, 1987 (88 att.)

Opponent Attempted:

91, three times, most recently at Southern Utah, Nov. 30, 1991 (39 made)

Opponent Percentage:

.771, Kansas State, at Nebraska, Feb. 3, 1982 (27-35)

Opponent Half Percentage:

.857, Kansas State, at Nebraska, Feb. 3, 1982 (12-14, 1st)

Field Goals (season)

Made:

1,081, 1990-91 (2,185 att.)

Conference Made:

439, 1997-98 (976 att.)

Attempted:

2,185, 1990-91 (1,081 made)

Conference Attempted:

976, 1997-98 (439 made)

Percentage:

.514, 1983-84 (786-1,529)

Conference Percentage:

.511, 1982-83 (346-677)

Opponent Percentage:

.521, 1979-80 (856-1,644)

Opponent Conference Percentage:

.530, 1979-80 (366-694)

INTRODUCTION

OUTLOOK

PLAYERS

COACHES

STAFF

OPPONENTS

REVIEW

RECORDS

HISTORY

135

Three-Point Field Goals (game)**Made:**

18, vs. Kansas, Feb. 24, 2002 (37 att.)

Attempted:

37, vs. Kansas, Feb. 24, 2002 (18 made)

Percentage*:

.667, vs. Chicago State, Jan. 16, 1990 (8-12)

.667, vs. Western Illinois, Nov. 19, 1997 (10-15)

.667, vs. Pacific, Jan. 4, 2000 (10-15)

Conference Percentage*:

.600, at Oklahoma, Feb. 21, 1987 (8-13)

.600, vs. Kansas State, Feb. 3, 1990 (6-10)

Opponent Made:

17, at Oklahoma, Feb. 21, 1987 (27 att.)

Opponent Attempted:

37; Baylor, Feb. 14, 1998 (9 made)

Opponent Percentage*:

.765, at Kansas State, Jan. 10, 1987 (13-17)

*Minimum 10 attempts

Three-Point Field Goals (season)**Made:**

267, 2001-02 (729 att.)

Conference Made:

167, 2001-02 (447 att.)

Attempted:

729, 2001-02 (267 made)

Conference Attempted:

447, 2001-02 (167 made)

Percentage:

.383, 2000-01 (184-480)

Conference Percentage:

.413, 1986-87 (52-126)

Opponent Percentage:

.423, 1986-87 (143-338)

Opponent Conference Percentage:

.500, 1986-87 (59-118)

Free Throws (game)**Made:**

43, vs. Texas, Jan. 3, 1996 (59 att.)

Attempted:

60, vs. Kansas State, Jan. 11, 1954 (36 made)

No Misses:

17, at Oklahoma State, Jan. 31, 1979

No Misses, Half:

17, vs. Oklahoma, at Kansas City, Mo., March 8, 1991 (1st, B8T)

Consecutive Made:

25 vs. Oklahoma, at Kansas City, Mo., Dec. 28, 1967

Opponent Made:

44, Oklahoma State, at Nebraska, Feb. 14, 1990 (52 att.)

Opponent Attempted:

52, Oklahoma State, at Nebraska, Feb. 14, 1990 (44 made)

Opponent No Misses:

16, at Kansas State, Jan. 26, 1980

Free Throws (season)**Made:**

690, 1990-91 (981 att.)

Conference Made:

301, 1990-91 (417 att.)

Attempted:

981, 1990-91 (690 made)

Conference Attempted:

417, 1990-91 (301 made)

Percentage:

.765, 1967-68 (504-659)

Conference Percentage:

.782, 1993-94 (258-330)

Consecutive Made:

34, 1985-86 (last 13 at Oklahoma, Jan. 29; first 21 at Colorado, Feb. 1)

Opponent Percentage:

.750, 1979-80 (389-519)

Opponent Conference Percentage:

.800, 1979-80 (179-212)

Rebounds (game)**Rebounds:**

77, vs. Kansas State, Feb. 18, 1957

Opponent:

77, at Kansas, Feb. 23, 1957

Rebounds (season)**Rebounds:**

1,454, 1990-91 (34 games)

Conference:

655, 1959-60 (14 games)

Average:

48.8, 1959-60 (1,170 in 24 games)

Conference Average:

46.8, 1959-60 (655 in 14 games)

Highest Margin:

+6.6, 1990-91 (42.8-36.2)

Highest Rebound Percentage:

.542, 1990-91 (1,454-1,230)

Opponent Average:

49.6, 1959-60 (1,191 in 24 games)

Assists (game)**Assists:**

36, vs. Montana State, Dec. 23, 1977

Conference:

31, vs. Iowa State, Feb. 4, 1973

Opponent:

36, at Oklahoma, Feb. 21, 1987

Assists (season)**Assists:**

696, 1990-91 (34 games)

Conference:

289, 1984-85 (14 games)

Average:

20.5, 1984-85 (615 in 30 games)

Conference Average:

20.6, 1984-85 (289 in 14 games)

Opponent:

579, 1990-91 (34 games)

Opponent Conference:

309, 1989-90 (14 games)

Note: Assist statistics available only since 1974

Turnovers (game)

Fewest:

3, vs. Iowa State, Feb. 16, 2002

Most:

30, at Iowa State, Jan. 20, 1988;

30, at Ohio State, Dec. 14, 1988;

30, vs. Texas, Jan. 3, 1996

Fewest by Opponent:

4, by Western Kentucky at Evansville, Jan. 3, 1985, March 14, 1986 (NCAA)

Most by Opponent:

35, Denver, at Nebraska, Nov. 26, 1982

Turnovers (season)

Fewest:

302, 1981-82 (28 games)

Fewest Conference:

132, 1981-82 (14 games)

Most:

627, 1995-96 (35 games)

Most Conference:

310, 1999-00 (16 games)

Fewest Per Game:

10.8, 1981-82 (302 in 29 games)

Most Per Game:

19.3, 1999-00 (579 in 30 games)

Fewest Opponent:

363, 1985-86 (30 games)

Fewest Opponent Conference:

168, 1984-85 (14 games)

Most Opponent:

618, 1990-91 (34 games)

Most Opponent Conference:

291, 1998-99 (16 games)

Note: Turnover statistics available only since 1978

Blocked Shots (game)

Most:

15, vs. Coppin State, Dec. 6, 1996

Conference:

11, vs. Kansas State, Jan. 12, 1995

Opponent:

17, at Iowa State, Jan. 25, 2003

Blocked Shots (season)

Most:

202, 1996-97 (33 games)

Conference:

85, 1996-97 (16 games)

Opponent:

144, 2002-03 (30 games)

Opponent Conference:

95, 2002-03 (16 games)

Note: Blocked shot statistics available only since 1978

Steals (game)

Steals:

23, vs. Texas Tech, March 4, 1999

Conference:

21, vs. Texas, Jan. 10, 1999

Opponent:

20, at Oklahoma, Jan. 14, 1993

Steals (season)

Steals:

359, 1998-99 (33 games)

Conference:

166, 1998-99 (16 games)

Opponent:

327, 1995-96 (35 games)

Opponent Conference:

165, 1991-92 (14 games)

Note: Steal statistics available only since 1978

Games Played (season)

Played:

35, 1995-96 (21-14)

Victories:

26, 1990-91 (8 losses)

Conference Victories:

12, 1915-16 (12-0)

12, 1965-66 (12-2)

Home Victories:

17, 1982-83 (1 loss)

Road Victories:

12, 1990-91 (7 losses)

Percentage:

.933, 1911-12 (14-1)

Conference Percentage:

1.000, 1911-12 (8-0)

1.000, 1912-13 (10-0)

1.000, 1913-14 (7-0)

1.000, 1915-16 (12-0)

Losses:

19, 1962-63 (6 wins); 1999-2000 (11 wins); 2002-03 (11 wins)

Conference Losses:

13, 1962-63 (1 win); 13, 2002-03 (3 wins)

Home Losses:

9, 1931-32 (1 win); 1962-63 (4 wins)

Road Losses:

13, 1951-52 (0 wins)

13, 1963-64 (1 win)

13, 1999-00 (1 win)

13, 2002-03 (3 wins)

Overtime Games:

4, 1955-56 (won 3)

4, 1979-80 (won 3)

4, 1986-87 (won 4)

4, 1996-97 (won 2)

Overtimes, Single Game:

4, Nebraska 92, Alabama-Birmingham 84, at Nebraska, Dec. 22, 1979



Mike Naderer (1978-81) played in 113 games during his career, while helping NU to two postseason appearances.

Single-Season Records

Points Scored

1. Dave Hoppen (1985).....	704
2. Tyronn Lue (1998).....	678
3. Eric Piatkowski (1994).....	646
4. Tyronn Lue (1997).....	603
5. Andre Smith (1980).....	600
6. Dave Hoppen (1984).....	598
7. Jaron Boone (1995).....	559
8. Marvin Stewart (1971).....	556
9. Chuck Jura (1972).....	551
10. Rich King (1991).....	526

Scoring Average (min. 400 points)

	G	Pts.	Avg.
1. Dave Hoppen (1985).....	30	704	23.5
2. Dave Hoppen (1986).....	19	420	22.1
3. Eric Piatkowski (1994).....	30	646	21.5
4. Marvin Stewart (1971).....	26	556	21.4
5. Chuck Jura (1972).....	26	551	21.2
6. Tyronn Lue (1998).....	32	678	21.2
7. Jerry Fort (1975).....	26	525	20.2
8. Dave Hoppen (1984).....	30	598	19.9
9. Andre Smith (1980).....	31	600	19.4
10. Stuart Lantz (1968).....	25	482	19.3

Field Goals Made

1. Dave Hoppen (1985).....	270
2. Tyronn Lue (1998).....	240
3. Andre Smith (1980).....	237
4. Eric Piatkowski (1994).....	226
5. Chuck Jura (1972).....	220
Dave Hoppen (1984).....	220
7. Jerry Fort (1975).....	218
8. Marvin Stewart (1971).....	215
Tyronn Lue (1997).....	215
10. Jerry Fort (1974).....	207

Field Goals Attempted

1. Tyronn Lue (1998).....	547
2. Jerry Fort (1975).....	508
3. Jim Buchanan (1952).....	484
Jerry Fort (1974).....	484
5. Tyronn Lue (1997).....	476
6. Eric Piatkowski (1994).....	456
7. Jaron Boone (1995).....	455
8. Jerry Fort (1976).....	452
9. Marvin Stewart (1971).....	426
10. Dave Hoppen (1985).....	418

Field Goal Percentage (min. 5 att./team game)

	FG-FGA	Pct.
1. Larry Cox (1976).....	133-198	.672
2. Dave Hoppen (1985).....	270-418	.646
3. Kimani Ffriend (2001).....	144-231	.623
4. Dave Hoppen (1986).....	151-245	.616
5. Andre Smith (1980).....	237-388	.611
6. Steffon Bradford (2001).....	155-257	.603
7. Dave Hoppen (1984).....	220-367	.599
8. Chuck Jura (1971).....	181-306	.592
9. Pete Manning (1988).....	111-188	.590
10. Andre Smith (1981).....	185-314	.589

Three-Point Field Goals Made

1. Cary Cochran (2002).....	89
2. Cary Cochran (2001).....	78
Tyronn Lue (1998).....	78
4. Jaron Boone (1995).....	70
5. Brian Conklin (2002).....	65
6. Eric Piatkowski (1994).....	63
7. Cary Cochran (2000).....	62
8. Chris Cresswell (1992).....	59
Jaron Boone (1996).....	59
10. Brian Carr (1987).....	58

Three-Point Field Goals Attempted

1. Tyronn Lue (1998).....	209
2. Cary Cochran (2002).....	207
3. Jaron Boone (1995).....	182
4. Eric Piatkowski (1994).....	172
5. Jaron Boone (1996).....	167
6. Cary Cochran (2001).....	165
7. Erick Strickland (1995).....	160
Cary Cochran (2000).....	160
John Robinson II (2002).....	160
10. Brian Carr (1987).....	157

Three-Point Percentage (min. 25 made)

	3FG-Att.	Pct.
1. Cary Cochran (2001).....	78-165	.473
2. Clifford Scales (1991).....	26-57	.456
3. Henry T. Buchanan (1987).....	28-62	.452
4. Brian Conklin (2002).....	65-150	.433
5. Cary Cochran (2002).....	89-207	.430
6. Jamar Johnson (1992).....	39-95	.411
7. Chris Cresswell (1992).....	59-147	.401
8. Cary Cochran (1999).....	39-98	.398
9. Cookie Belcher (1997).....	30-76	.395
10. Ray Richardson (1989).....	57-145	.393

Free Throws Made

1. Jack Moore (1980).....	184
2. Dave Hoppen (1985).....	164
3. Dave Hoppen (1984).....	158
4. Bob Gratopp (1969).....	141
5. Tom Russell (1962).....	140
6. Tony Farmer (1991).....	137
7. Herschell Turner (1959).....	136
Stuart Lantz (1968).....	136
9. Eric Piatkowski (1994).....	131
10. Venson Hamilton (1999).....	130



Leroy Chalk ranks second in NU history with 782 rebounds after holding the Husker record for nearly two decades.

INTRODUCTION

OUTLOOK

PLAYERS

COACHES

STAFF

OPPONENTS

REVIEW

RECORDS

HISTORY

Free Throws Attempted

1. Kimani Ffriend (2000)	221
2. Kimani Ffriend (2001)	213
3. Bill Johnson (1954)	212
4. Jack Moore (1980)	211
5. Dave Hoppen (1985)	210
6. Dave Hoppen (1984)	208
7. Venson Hamilton (1999)	198
8. Tony Farmer (1991)	197
9. Andre Smith (1980)	189
10. Herschell Turner (1959)	183

Free Throw Percentage (min. 2 att./game)

	FT-FTA	Pct.
1. Jack Moore (1982)	123-131	.939
2. Cary Cochran (2002)	71-77	.9221
3. Jack Moore (1981)	118-128	.9219
4. Jack Moore (1980)	184-211	.872
5. David Ponce (1984)	67-77	.870
6. Kent Reckewey (1973)	35-41	.854
7. Tom Baack (1966)	92-108	.852
8. Brian Carr (1986)	79-93	.849
9. Jamar Johnson (1992)	53-63	.8413
10. Jeff Rekeweg (1988)	74-88	.8409

Rebounds

1. Venson Hamilton (1999)	335
2. Venson Hamilton (1998)	315
3. Chuck Jura (1972)	305
4. Leroy Chalk (1971)	290
5. Rich King (1991)	274
6. Venson Hamilton (1997)	269
7. Kimani Ffriend (2000)	263
8. Dave Hoppen (1985)	258
9. Leroy Chalk (1969)	257
10. Derrick Chandler (1993)	252

Rebound Average (min. 175 rebounds)

	G	Reb.	Avg.
1. Chuck Jura (1972)	26	305	11.7
2. Rex Ekwall (1955)	21	241	11.5
3. Bill Johnson (1954)	21	236	11.2
4. Leroy Chalk (1971)	26	290	11.1
5. Rex Ekwall (1956)	21	224	10.7
6. Venson Hamilton (1999)	33	335	10.2
7. Leroy Chalk (1969)	26	257	9.9
8. Venson Hamilton (1998)	32	315	9.8
9. Leroy Chalk (1970)	24	235	9.8
10. Herschell Turner (1959)	25	244	9.8

Assists

1. Brian Carr (1985)	237
2. Brian Carr (1986)	201
3. Brian Carr (1987)	166
4. Tyronn Lue (1998)	152
5. Jack Moore (1980)	145
6. Tyronn Lue (1996)	144
7. Cookie Belcher (1999)	138
8. Tyronn Lue (1997)	136
9. Eric Johnson (1989)	135
10. Beau Reid (1989)	135

Assists Per Game (min. 100 Assists)

	G	Assists	APG
1. Brian Carr (1985)	30	237	7.90
2. Brian Carr (1986)	30	201	6.70
3. Brian Carr (1987)	33	166	5.03
4. Tyronn Lue (1998)	32	152	4.75
5. Jack Moore (1980)	31	145	4.68
6. Jamar Johnson (1992)	28	130	4.64
7. Jamar Johnson (1994)	28	123	4.39
8. Cookie Belcher (2001)	30	131	4.37

9. Cookie Belcher (1999)	32	138	4.31
10. Erick Strickland (1995)	31	133	4.29

Steals

1. Cookie Belcher (1999)	102
2. Erick Strickland (1995)	89
3. Cookie Belcher (1997)	87
4. Cookie Belcher (2001)	82
5. Cookie Belcher (1998)	75
6. Eric Johnson (1989)	68
7. Brian Carr (1987)	67
8. Venson Hamilton (1999)	67
9. Clifford Scales (1991)	64
10. Tyronn Lue (1998)	63

Blocked Shots

1. Derrick Chandler (1992)	91
2. Mikki Moore (1997)	88
3. Kimani Ffriend (2000)	85
4. Venson Hamilton (1999)	80
5. Kimani Ffriend (2001)	74
6. Mikki Moore (1996)	71
7. Rich King (1991)	68
8. Mikki Moore (1995)	67
9. Venson Hamilton (1998)	66
10. Venson Hamilton (1997)	56

Minutes Played

1. Dave Hoppen (1985)	1,155
2. Tyronn Lue (1997)	1,150
3. Tyronn Lue (1998)	1,149
4. Jack Moore (1980)	1,143
5. Andre Smith (1980)	1,141
6. Brian Carr (1985)	1,120
7. Jaron Boone (1996)	1,105
8. Erick Strickland (1996)	1,087
9. Venson Hamilton (1999)	1,074
10. Brian Carr (1987)	1,065



Derrick Chandler blocked 144 shots during his two-year career. He holds the Nebraska single-season blocked shots record with 91 rejections in 1991-92.

Single-Season Records (by class)

Points Scored (since 1970)

Senior

1. Eric Piatkowski (1994).....	646
2. Marvin Stewart (1971).....	556
3. Chuck Jura (1972).....	551
4. Rich King (1991).....	526
5. Venson Hamilton (1999).....	518
6. Erick Strickland (1996).....	516
7. Jerry Fort (1976).....	513
8. Cookie Belcher (2001).....	492
9. Andre Smith (1981).....	475
10. Jaron Boone (1996).....	469

Junior

1. Dave Hoppen (1985).....	704
2. Tyronn Lue (1998).....	678
3. Andre Smith (1980).....	600
4. Jaron Boone (1995).....	559
5. Jerry Fort (1975).....	525
6. Erick Strickland (1995).....	505
7. Eric Piatkowski (1993).....	502
8. Carl Hayes (1991).....	469
9. Chuck Jura (1971).....	455
10. Rich King (1990).....	450

Sophomore

1. Tyronn Lue (1997).....	603
2. Dave Hoppen (1984).....	598
3. Jerry Fort (1974).....	468
4. Jack Moore (1980).....	458
5. Carl McPipe (1977).....	440
6. Eric Piatkowski (1992).....	414
7. Brian Banks (1977).....	386
8. Beau Reid (1989).....	382
9. Jaron Boone (1984).....	366
10. Andre Smith (1979).....	364

Freshman

1. Dave Hoppen (1983).....	445
2. Jerry Fort (1973).....	376
3. Eric Piatkowski (1991).....	372
4. Jake Muhleisen (2002).....	328
5. Cookie Belcher (1997).....	305
6. Tyronn Lue (1996).....	296
7. Andre Smith (1978).....	278
8. Erick Strickland (1993).....	243
9. Beau Reid (1988).....	232
10. Larry Florence (1997).....	226

Scoring Average (since 1971)

Senior

1. Dave Hoppen (1986).....	22.1
2. Eric Piatkowski (1994).....	21.5
3. Marvin Stewart (1971).....	21.4
4. Chuck Jura (1972).....	21.2
5. Jerry Fort (1976).....	19.0
6. Andre Smith (1981).....	18.3
7. Cookie Belcher (2001).....	16.4
8. Venson Hamilton (1999).....	15.7
9. Rich King (1991).....	15.5
10. Erick Strickland (1996).....	14.7

Junior

1. Dave Hoppen (1985).....	23.5
2. Tyronn Lue (1998).....	21.2
3. Jerry Fort (1975).....	20.2
4. Andre Smith (1980).....	19.4
5. Tyronn Lue (1997).....	18.8
6. Jaron Boone (1995).....	17.5
Chuck Jura (1971).....	17.5
8. Eric Piatkowski (1993).....	16.7
9. Erick Strickland (1995).....	16.3
10. Rich King (1990).....	16.1

Sophomore

1. Dave Hoppen (1984).....	19.9
2. Tyronn Lue (1997).....	18.8
3. Jerry Fort (1974).....	18.0
4. Carl McPipe (1977).....	15.2
5. Jack Moore (1980).....	14.8
6. Eric Piatkowski (1992).....	14.3
7. Andre Smith (1979).....	13.5
8. Brian Banks (1977).....	13.3
9. Jaron Boone (1994).....	12.2
10. Carl Hayes (1990).....	12.1

Freshman

1. Jerry Fort (1973).....	14.5
2. Dave Hoppen (1983).....	13.9
3. Jake Muhleisen (2002).....	11.7
4. Eric Piatkowski (1991).....	10.9
5. Andre Smith (1978).....	9.3
6. Cookie Belcher (1997).....	9.2
7. Ron Taylor (1974).....	8.8
8. Tyronn Lue (1996).....	8.5
Erick Strickland (1993).....	8.5
10. Beau Reid (1988).....	8.3

Field Goals Made (since 1970)

Senior

1. Eric Piatkowski (1994).....	226
2. Chuck Jura (1972).....	220
3. Marvin Stewart (1971).....	215
4. Rich King (1991).....	202
5. Jerry Fort (1976).....	201
6. Venson Hamilton (1999).....	194
7. Andre Smith (1981).....	185
8. Stan Cloudy (1984).....	178
9. Cookie Belcher (2001).....	177
10. Erick Strickland (1996).....	174



Chuck Jura became the second player in NU history to average more than 20.0 points per game for a season by recording 21.2 ppg in 1972.

INTRODUCTION

OUTLOOK

PLAYERS

COACHES

STAFF

OPPONENTS

REVIEW

RECORDS

HISTORY

Junior

1. Dave Hoppen (1985).....	270
2. Tyronn Lue (1998).....	240
3. Andre Smith (1980).....	237
4. Jerry Fort (1975).....	218
5. Jaron Boone (1995).....	199
6. Carl Hayes (1991).....	192
7. Carl McPipe (1978).....	190
8. Chuck Jura (1971).....	181
9. Eric Piatkowski (1993).....	178
10. Erick Strickland (1995).....	175

Sophomore

1. Dave Hoppen (1984).....	220
2. Tyronn Lue (1997).....	215
3. Jerry Fort (1974).....	207
4. Carl McPipe (1977).....	183
5. Brian Banks (1977).....	160
6. Andre Smith (1979).....	146
7. Eric Piatkowski (1992).....	144
8. Jaron Boone (1994).....	138
9. Jack Moore (1980).....	137
10. Rich King (1989).....	136

Freshman

1. Dave Hoppen (1983).....	163
2. Jerry Fort (1973).....	151
3. Cookie Belcher (1997).....	117
4. Jake Muhleisen (2002).....	115
5. Tyronn Lue (1996).....	105
Andre Smith (1978).....	105
7. Larry Florence (1997).....	92
8. Rickey Harris (1974).....	86
9. Beau Reid (1988).....	85
10. Erick Strickland (1993).....	84



Larry Florence started his career on a high note, ranking among the top 10 for rookies at Nebraska in points, field goals made and rebounds in 1997.

Three-Pointers Made (since 1987)

Senior

1. Cary Cochran (2002).....	89
2. Eric Piatkowski (1994).....	63
3. Jaron Boone (1996).....	59
Chris Cresswell (1992).....	59
5. Brian Carr (1987).....	58
6. Erick Strickland (1996).....	52
7. John Robinson II (2002).....	50
8. Cookie Belcher (2001).....	48
Ray Richardson (1990).....	48
10. Henry T. Buchanan (1988).....	39

Junior

1. Cary Cochran (2001).....	78
Tyronn Lue (1998).....	78
3. Jaron Boone (1995).....	70
4. Ray Richardson (1989).....	57
5. Erick Strickland (1995).....	54
6. Danny Walker (2000).....	53
7. Andrew Drevo (2003).....	48
Eric Piatkowski (1993).....	48
9. Cookie Belcher (1999).....	39
10. Troy Piatkowski (1998).....	38

Sophomore

1. Brian Conklin (2002).....	65
2. Cary Cochran (2000).....	62
3. Tyronn Lue (1997).....	47
Eric Piatkowski (1992).....	47
5. Erick Strickland (1994).....	41
6. Jamar Johnson (1992).....	39
7. Chris Cresswell (1990).....	37
8. Jaron Boone (1994).....	35
9. Cookie Belcher (1998).....	29
Beau Reid (1989).....	29

Freshman

1. Eric Piatkowski (1991).....	44
2. Cary Cochran (1999).....	39
3. Jake Muhleisen (2002).....	35
4. Erick Strickland (1993).....	32
5. Cookie Belcher (1997).....	30
6. Beau Reid (1988).....	26
7. Brian Conklin (2001).....	23
8. Tyronn Lue (1996).....	20
9. Jaron Boone (1993).....	17
10. Jason Dourisseau (2003).....	16

Rebounds (since 1972)

Senior

1. Venson Hamilton (1999).....	335
2. Chuck Jura (1972).....	305
3. Rich King (1991).....	274
4. Derrick Chandler (1993).....	252
5. Mikki Moore (1997).....	245
6. Steffon Bradford (2001).....	244
7. Kimani Ffriend (2001).....	229
8. Bruce Chubick (1994).....	219
9. Bill Jackman (1987).....	213
10. Pete Manning (1989).....	201

Junior

1. Venson Hamilton (1998).....	315
2. Kimani Ffriend (2000).....	263
3. Dave Hoppen (1985).....	258
4. Tony Farmer (1991).....	251
Andre Smith (1980).....	251
6. Steffon Bradford (2000).....	243
7. Derrick Chandler (1992).....	238
8. Carl McPipe (1978).....	228
9. Bernard Garner (1996).....	222
10. Andrew Drevo (2003).....	212
Andy Markowski (1998).....	212

Sophomore

1. Venson Hamilton (1997).....	269
2. Carl McPipe (1977).....	241
3. Bob Siegel (1975).....	227
4. Dave Hoppen (1984).....	207
5. Mikki Moore (1995).....	198
6. John Turek (2003).....	197
7. Rich King (1989).....	195
8. Andre Smith (1979).....	186
9. Eric Piatkowski (1992).....	184
10. Bruce Chubick (1992).....	166

Freshman

1. John Turek (2002).....	162
2. Venson Hamilton (1996).....	161
Dave Hoppen (1983).....	161
4. Andre Smith (1978).....	144
5. Cookie Belcher (1997).....	126
6. Eric Piatkowski (1991).....	125
7. Rickey Harris (1974).....	116
8. Larry Florence (1997).....	113
9. Terrance Badgett (1993).....	109
10. Tyronn Lue (1996).....	106
Jerry Fort (1973).....	106

Assists (since 1974)**Senior**

1. Brian Carr (1987).....	166
2. Eric Johnson (1989).....	135
3. Jaron Boone (1996).....	134
4. Cookie Belcher (2001).....	131
5. Beau Reid (1991).....	130
6. David Ponce (1984).....	124
7. Jamar Johnson (1994).....	123
8. Erick Strickland (1996).....	119
Allen Holder (1977).....	119
10. Jack Moore (1982).....	109

Junior

1. Brian Carr (1996).....	201
2. Tyronn Lue (1998).....	152
3. Cookie Belcher (1999).....	138
4. Erick Strickland (1995).....	133
5. Tom Wald (1995).....	128
6. Jaron Boone (1995).....	116
7. Eric Johnson (1988).....	112
8. Clifford Scales (1990).....	110
9. Jack Moore (1981).....	108
10. Stan Cloudy (1983).....	106

Sophomore

1. Brian Carr (1985).....	237
2. Jack Moore (1980).....	145
3. Tyronn Lue (1997).....	136
4. Beau Reid (1989).....	135
5. Jamar Johnson (1992).....	130
6. Cookie Belcher (1998).....	124
7. Jaron Boone (1994).....	109
8. Eric Piatkowski (1992).....	97
9. Erick Strickland (1994).....	96
Brian Banks (1977).....	96

Freshman

1. Tyronn Lue (1996).....	144
2. Jake Muhleisen (2002).....	105
3. Jaron Boone (1993).....	87
4. Brian Carr (1984).....	78
5. Cookie Belcher (1997).....	68
Eric Piatkowski (1991).....	68
7. Erick Strickland (1993).....	66
8. Clifford Scales (1988).....	63
9. Andre Woolridge (1993).....	61
10. Beau Reid (1988).....	60

Steals (since 1979)**Senior**

1. Cookie Belcher (2001).....	82
2. Eric Johnson (1989).....	68
3. Venson Hamilton (1999).....	67
Brian Carr (1987).....	67
5. Clifford Scales (1991).....	64
6. Erick Strickland (1996).....	61
7. Henry T. Buchanan (1988).....	48
8. Brennon Clemmons (2003).....	47
9. Eric Piatkowski (1994).....	46
Greg Downing (1983).....	46

Junior

1. Cookie Belcher (1999).....	102
2. Erick Strickland (1995).....	89
3. Tyronn Lue (1998).....	63
4. Eric Johnson (1988).....	60
5. Carl Hayes (1991).....	54
6. Venson Hamilton (1998).....	53
7. Jamar Johnson (1993).....	52
8. Brennon Clemmons (2002).....	48
9. Stan Cloudy (1983).....	45
10. Andy Markowski (1998).....	44
Clifford Scales (1990).....	44

Sophomore

1. Cookie Belcher (1998).....	75
2. Erick Strickland (1994).....	60
3. Venson Hamilton (1997).....	46
4. Jack Moore (1980).....	42
5. Tyronn Lue (1997).....	41
6. Brian Carr (1985).....	40



Brian Banks played in 110 games and scored 1,150 points to rank 18th on the NU career scoring list.

7. Jamar Johnson (1992)	38
Carl Hayes (1990).....	38
9. Cary Cochran (2000).....	37
Clifford Scales (1989).....	37

Freshman

1. Cookie Belcher (1997).....	87
2. Tyronn Lue (1996).....	50
3. Erick Strickland (1993).....	47
4. Clifford Scales (1988).....	32
5. Jake Muhleisen (2002).....	28
6. Jaron Boone (1993).....	26
7. Beau Reid (1988).....	24
8. Chad Johnson (1998).....	22
Eric Piatkowski (1991).....	22
10. Brian Carr (1984).....	21
Venson Hamilton (1996).....	20
Greg Downing (1980).....	20

Blocked Shots (since 1978)

Senior

1. Mikki Moore (1997).....	88
2. Venson Hamilton (1999).....	80
3. Kimani Ffriend (2001).....	74
4. Rich King (1991).....	68
5. Derrick Chandler (1993).....	53
6. Carl McPipe (1979).....	30
7. Cookie Belcher (2001).....	21
Pete Manning (1989).....	21
Derrick Vick (1988).....	21
10. Melvin Brooks (1995).....	20
Eric Piatkowski (1994).....	20
Carl Hayes (1992).....	20
Andre Smith (1981).....	20

Junior

1. Derrick Chandler (1992).....	91
2. Kimani Ffriend (2000).....	85
3. Mikki Moore (1996).....	71
4. Venson Hamilton (1998).....	66
5. Rich King (1990).....	45
6. Carl Hayes (1991).....	29
7. Leonard Johnson (1982).....	23
8. Cookie Belcher (1999).....	22
Bernard Garner (1996).....	22
10. Andrew Drevo (2003).....	19
Tony Farmer (1991).....	19
Derrick Vick (1987).....	19

Sophomore

1. Mikki Moore (1995).....	67
2. Venson Hamilton (1997).....	56
3. John Turek (2003).....	52
4. Rich King (1989).....	50
5. Terrance Badgett (1994).....	26
6. Louis Truscott (2000).....	24
7. Bruce Chubick (1992).....	23
8. Carl Hayes (1990).....	21
9. Eric Piatkowski (1992).....	18
Greg Downing (1981).....	18

Freshman

1. John Turek (2002).....	39
Venson Hamilton (1996).....	39
3. Cookie Belcher (1997).....	20
Rich King (1988).....	20
5. Brant Harriman (1988).....	19
Dave Hoppen (1983).....	19
7. Eric Piatkowski (1991).....	18
8. Greg Downing (1980).....	15
9. Chad Johnson (1998).....	13
Terrance Badgett (1993).....	13



Cookie Belcher finished his career as the Nebraska and Big 12 all-time steals leader, while ranking third in NCAA history with 353.

INTRODUCTION

OUTLOOK

PLAYERS

COACHES

STAFF

OPPONENTS

REVIEW

RECORDS

HISTORY

Career Records

Points**

1. Dave Hoppen (1983-86).....	2,167
2. Eric Piatkowski (1991-94).....	1,934
3. Jerry Fort (1973-76).....	1,882
4. Andre Smith (1978-81).....	1,717
5. Jaron Boone (1993-96).....	1,609
6. Erick Strickland (1993-96).....	1,586
7. Tyronn Lue (1996-98).....	1,577
8. Cookie Belcher (1997-2001).....	1,552
9. Rich King (1988-91).....	1,475
10. Venson Hamilton (1996-99).....	1,416

**For top-60 scoring, see page 130, and for all 23 1,000-point scorers, see pages 180-183.

Scoring Average (min. 675 Points)

	G	Pts.	Avg.
1. Dave Hoppen (1983-86).....	111	2,167	19.5
2. Jerry Fort (1973-76).....	105	1,882	17.9
3. Tom Baack (1966-68).....	75	1,299	17.3
4. Marvin Stewart (1969-71).....	75	1,138	17.2
5. Stuart Lantz (1969-71).....	75	1,269	16.9
6. Chuck Jura (1970-72).....	77	1,255	16.3
7. Tyronn Lue (1996-98).....	99	1,577	15.9
8. Eric Piatkowski (1991-94).....	123	1,934	15.7
9. Andre Smith (1978-81).....	114	1,717	15.1
10. Herschell Turner (1958-60).....	72	1,056	14.7

Field Goals Made

1. Dave Hoppen (1983-86).....	804
2. Jerry Fort (1973-76).....	777
3. Eric Piatkowski (1991-94).....	676
4. Andre Smith (1978-81).....	673
5. Jaron Boone (1993-96).....	575
6. Rich King (1988-91).....	564
7. Tyronn Lue (1996-98).....	560
8. Carl McPipe (1976-79).....	546
9. Erick Strickland (1993-96).....	535
10. Venson Hamilton (1996-99).....	528

Field Goals Attempted

1. Jerry Fort (1973-76).....	1,793
2. Eric Piatkowski (1991-94).....	1,436
3. Dave Hoppen (1983-86).....	1,341
4. Jaron Boone (1993-96).....	1,327
5. Tyronn Lue (1996-98).....	1,255
6. Erick Strickland (1993-96).....	1,219
7. Larry Florence (1997-2000).....	1,150
8. Andre Smith (1978-81).....	1,148
9. Tom Baack (1966-68).....	1,138
10. Carl McPipe (1976-79).....	1,126

Field Goal Percentage (min. 400 att.)

	FG-FGA	Pct.
1. Larry Cox (1974-76).....	270-432	.625
2. Dave Hoppen (1983-86).....	804-1,341	.600
3. Andre Smith (1978-81).....	673-1,148	.586
4. Kimani Ffriend (2000-01).....	267-460	.580
5. Rich King (1988-91).....	564-1,000	.564
6. Bruce Chubick (1991-94).....	303-540	.561
7. Mikki Moore (1994-97).....	274-676	.553
8. Chuck Jura (1970-72).....	500-910	.549
9. Bernard Day (1985-86).....	309-567	.545
10. Pete Manning (1988-89).....	242-446	.543

Three-Point Field Goals Made

1. Cary Cochran (1999-2002).....	268
2. Eric Piatkowski (1991-94).....	202
3. Jaron Boone (1993-96).....	181
4. Erick Strickland (1993-96).....	179
5. Cookie Belcher (1997-2001).....	146
6. Tyronn Lue (1996-98).....	145
7. Brian Conklin (2001-present).....	110

8. Ray Richardson (1989-90).....	105
9. Chris Cresswell (1990-92).....	103
10. Jamar Johnson (1992-94).....	95

Three-Point Field Goals Attempted

1. Cary Cochran (1999-2002).....	630
2. Eric Piatkowski (1991-94).....	564
3. Erick Strickland (1993-96).....	512
4. Jaron Boone (1993-96).....	501
5. Cookie Belcher (1997-2001).....	450
6. Tyronn Lue (1996-98).....	407
7. Brian Conklin (2001-present).....	289
8. Ray Richardson (1989-90).....	278
9. Jamar Johnson (1992-94).....	264
10. Chris Cresswell (1990-92).....	261

Three-Point FG Percentage (min. 90 att.)

	3FG	3PA	Pct.
1. Cary Cochran (1999-2002).....	268	630	.425
2. Clifford Scales (1988-91).....	45	110	.409
3. Henry T. Buchanan (1987-88).....	67	165	.406
4. Chris Cresswell (1990-92).....	103	261	.395
5. Brian Conklin (2001-present).....	110	289	.381
6. Ray Richardson (1989-90).....	105	278	.378
7. Brian Carr (1984-87).....	58	157	.369
8. Danny Walker (2000).....	53	145	.366
9. Jaron Boone (1993-96).....	181	501	.361
10. Jamar Johnson (1992-94).....	95	264	.360

Free Throws Made

1. Dave Hoppen (1983-86).....	559
2. Jack Moore (1979-82).....	446
3. Eric Piatkowski (1991-94).....	380
4. Andre Smith (1978-81).....	371
5. Venson Hamilton (1996-99).....	360
6. Rich King (1988-91).....	345
7. Erick Strickland (1993-96).....	337
8. Jerry Fort (1973-76).....	328
9. Bob Gratopp (1968-70).....	316
10. Herschell Turner (1958-60).....	314

Free Throw Attempts

1. Dave Hoppen (1983-86).....	724
2. Venson Hamilton (1996-99).....	590
3. Andre Smith (1978-81).....	562
4. Rich King (1988-91).....	510
5. Jack Moore (1979-82).....	495
6. Eric Piatkowski (1991-94).....	489
7. Jerry Fort (1973-76).....	486
8. Bill Johnson (1952-54).....	484
9. Herschell Turner (1958-60).....	474
10. Kimani Ffriend (2000-01).....	440

Free Throw Percentage (min. 200 att.)

	FT-FTA	Pct.
1. Jack Moore (1979-82).....	446-495	.901
2. Tom Baack (1966-68).....	247-297	.832
3. Brian Carr (1984-87).....	230-287	.801
4. Bob Gratopp (1968-70).....	316-400	.790
Jamar Johnson (1992-94).....	166-210	.790
6. Tyronn Lue (1996-98).....	312-396	.788
7. Eric Piatkowski (1991-94).....	380-489	.777
8. Erick Strickland (1993-96).....	337-434	.776
9. Dave Hoppen (1983-86).....	559-724	.772
10. Clifford Scales (1988-91).....	209-272	.768

Rebounds (since 1952)

1. Venson Hamilton (1996-99).....	1,080
2. Leroy Chalk (1969-71).....	782
3. Dave Hoppen (1983-86).....	773
4. Rich King (1988-91).....	761
5. Andre Smith (1978-81).....	753

INTRODUCTION

OUTLOOK

PLAYERS

COACHES

STAFF

OPPONENTS

REVIEW

RECORDS

HISTORY

6. Chuck Jura (1970-72)	740
7. Carl McPipe (1976-79)	723
8. Rex Ekwall (1955-57)	679
9. Eric Piatkowski (1991-94)	664
10. Mikki Moore (1994-97)	661

Rebound Average (min. 400 Rebounds)

	G	Reb.	Avg.
1. Rex Ekwall (1955-57)	65	679	10.4
2. Leroy Chalk (1969-71)	76	782	10.3
3. Chuck Jura (1970-72)	77	740	9.6
4. Bill Johnson (1952-54)	65	569	9.5
5. Tom Russell (1961-62)	49	432	8.8
6. Herschell Turner (1958-60)	72	626	8.7
7. Kimani Ffriend (2000-01)	58	492	8.5
8. Venson Hamilton (1996-99)	129	1,080	8.4
9. Derrick Chandler (1992-93)	60	490	8.2
10. Steffon Bradford (2000-01)	60	487	8.1

Assists (since 1974)

1. Brian Carr (1984-87)	682
2. Cookie Belcher (1997-2001)	477
3. Jaron Boone (1993-96)	446
4. Tyronn Lue (1996-98)	432
5. Erick Strickland (1993-96)	414
6. Jack Moore (1979-82)	382
7. Jamar Johnson (1992-94)	355
8. Clifford Scales (1988-91)	354
9. Beau Reid (1988-91)	344
10. Eric Piatkowski (1991-94)	322

Steals (since 1978)

1. Cookie Belcher (1997-2001)	353
2. Erick Strickland (1993-96)	257
3. Venson Hamilton (1996-99)	186
4. Clifford Scales (1988-91)	177
5. Brian Carr (1984-87)	159
6. Tyronn Lue (1996-98)	154
7. Larry Florence (1997-2000)	137
8. Jaron Boone (1993-96)	131
9. Jack Moore (1979-82)	128
Eric Johnson (1988-89)	128

Blocked Shots (since 1978)

1. Venson Hamilton (1996-99)	241
2. Mikki Moore (1994-97)	236
3. Rich King (1988-91)	183
4. Kimani Ffriend (2000-01)	159
5. Derrick Chandler (1992-93)	144
6. John Turek (2002-present)	91
7. Cookie Belcher (1997-2001)	83
8. Carl Hayes (1990-92)	70
9. Eric Piatkowski (1991-94)	64
Bruce Chubick (1991-94)	64

Games Played

1. Cookie Belcher (1997-2001)	131
2. Venson Hamilton (1996-99)	129
3. Terrance Badgett (1993-96)	127
Jaron Boone (1993-96)	127
Erick Strickland (1993-96)	127
6. Rich King (1988-91)	124
Andy Markowski (1996-99)	124
8. Clifford Scales (1988-91)	123
Brian Carr (1984-87)	123
Eric Piatkowski (1991-94)	123
Larry Florence (1997-2000)	123

Games Started

1. Cookie Belcher (1997-2001)	129
2. Dave Hoppen (1983-86)	111
3. Larry Florence (1997-2000)	105

4. Jaron Boone (1993-96)	102
5. Jerry Fort (1973-76)	97
6. Tyronn Lue (1996-98)	96
7. Brian Carr (1984-87)	93
8. Clifford Scales (1988-91)	92
9. Eric Piatkowski (1991-94)	89
10. Venson Hamilton (1996-99)	88

Minutes Played

1. Cookie Belcher (1997-2001)	4,096
2. Brian Carr (1984-87)	3,739
3. Dave Hoppen (1983-86)	3,711
4. Jaron Boone (1993-96)	3,624
5. Eric Piatkowski (1991-94)	3,418
6. Jack Moore (1979-82)	3,372
7. Venson Hamilton (1996-99)	3,332
8. Clifford Scales (1988-91)	3,316
9. Tyronn Lue (1996-98)	3,293
10. Erick Strickland (1993-96)	3,235



Jerry Fort held the NU career scoring record for nearly a decade after his collegiate career ended. Fort picked up 1,882 points from 1973 to 1976, averaging 17.9 points per game during his prolific career.

Team Records

INTRODUCTION

OUTLOOK

PLAYERS

COACHES

STAFF

OPPONENTS

REVIEW

RECORDS

HISTORY

Victories

1. 1991	26
2. 1920	22
1978	22
1983	22
5. 1987	21
1996	21
7. 1966	20
1993	20
1994	20
1998	20
1999	20

Winning Percentage

1. 1912	.933 (14-1)
2. 1916	.929 (13-1)
3. 1920	.917 (22-2)
4. 1913	.895 (17-2)
5. 1906	.857 (12-2)
6. 1914	.833 (15-3)
1921	.833 (15-3)
8. 1966	.800 (20-5)
9. 1991	.765 (26-8)
10. 1978	.733 (22-8)

Losses

1. 1963	19
2000	19
2003	19
4. 1964	18
1988	18
1990	18
7. 1932	17
1945	17
1952	17
1960	17
1973	17

Points Scored

1. 1991	2,977
2. 1996	2,808
3. 1994	2,620
4. 1989	2,535
5. 1995	2,510
6. 1993	2,497
7. 1987	2,472
8. 1997	2,407
9. 1992	2,334
10. 1998	2,290

Scoring Average

1. 1991	.87.6
2. 1994	.87.3
3. 1990	.80.7
4. 1992	.80.5
1993	.80.5
6. 1996	.80.2
7. 1967	.78.9
8. 1995	.78.4
9. 1968	.78.2
10. 1966	.77.2

Field Goals Made

1. 1991	1,081
2. 1996	1,007
3. 1994	956
4. 1989	936
5. 1993	908
6. 1995	907
7. 1987	904
8. 1997	895
9. 1985	873
10. 1998	867

Field Goals Attempted

1. 1991	2,185
2. 1996	2,089
3. 1989	1,991
4. 1994	1,978
5. 1993	1,975
6. 1995	1,947
7. 1998	1,938
8. 1987	1,933
9. 1997	1,927
10. 1992	1,826

Field Goal Percentage

1. 1984	.514
2. 1983	.513
3. 1985	.512
4. 1986	.511
5. 1980	.508
6. 1971	.505
7. 1991	.495
8. 1981	.490
9. 1978	.489
10. 2001	.487

Three-Point FG Made

1. 2002	267
2. 1994	194
3. 2001	184
4. 1992	183
5. 1996	176
6. 1995	173
7. 1993	158
8. 1998	150
9. 2000	144
10. 2003	139

Three-Point FG Attempted

1. 2002	729
2. 1994	564
3. 1995	504
2003	504
5. 1996	494
6. 1992	489
7. 2001	480
8. 1993	468
9. 1998	436
10. 2000	434

Three-Point FG Percentage

1. 2001	.383
2. 1992	.374
3. 1987	.369
4. 2002	.366
5. 1989	.364
6. 1988	.358
7. 1996	.356
8. 1990	.351
9. 1991	.349
10. 1994	.344
1998	.344

Free Throws Made

1. 1991	690
2. 1996	618
3. 1987	544
4. 1989	541
5. 1969	527
6. 1993	523
1995	523
8. 1994	514
9. 1953	510
10. 1980	507

Free Throws Attempted

1. 1991	981
2. 1996	897
3. 1989	808
4. 1953	795
5. 1987	778



Beau Reid guided Nebraska to a school-record 26 victories in 1991.



Eric Johnson holds the Devaney Center record for free throws in a game with 16 against Creighton in 1988.

6. 1954.....	772
7. 1995.....	766
8. 1993.....	765
9. 1997.....	752
10. 1992.....	739
1969.....	739

Free Throw Percentage

1. 1968.....	756
2. 1981.....	750
3. 1980.....	749
4. 1994.....	745
5. 1986.....	743
6. 1982.....	741
7. 1967.....	727
8. 1976.....	724
9. 1985.....	720
10. 1988.....	718

Rebounds

1. 1991.....	1,454
2. 1996.....	1,353
3. 1994.....	1,320
4. 1992.....	1,305
5. 1997.....	1,295
6. 1989.....	1,292
7. 1993.....	1,283
8. 1998.....	1,263
9. 2000.....	1,217
10. 1995.....	1,209

Rebound Average

1. 1960.....	48.8
1961.....	48.8
3. 1962.....	45.1
4. 1992.....	45.0
5. 1959.....	44.9
6. 1963.....	44.0
7. 1974.....	43.4
8. 1991.....	42.8
9. 1964.....	42.5
10. 1966.....	42.4

Assists (since 1974)

1. 1991.....	696
2. 1985.....	615
3. 1996.....	608
4. 1989.....	592
5. 1994.....	581
6. 1995.....	572
7. 1986.....	558
8. 1983.....	555
9. 1993.....	540
1992.....	540

Fewest Turnovers (since 1977)

1. 1982.....	302
2. 2002.....	317
3. 1981.....	318
4. 1985.....	339
5. 1986.....	341

Most Turnovers (since 1977)

1. 1996.....	627
2. 1991.....	610
3. 1999.....	597
4. 1997.....	585
5. 1989.....	580

Blocked Shots (since 1978)

1. 1997.....	202
2. 1996.....	185
3. 1992.....	169
4. 1991.....	165
5. 1999.....	158
6. 1998.....	156
7. 1995.....	151
8. 2000.....	145
9. 1993.....	131
10. 1994.....	117

Steals (since 1978)

1. 1999.....	359
2. 1998.....	319
3. 1991.....	315
4. 1995.....	299
5. 1997.....	298
6. 1996.....	292
7. 1988.....	274
8. 1994.....	267
9. 1993.....	262
10. 1987.....	257



Eric Piatkowski (above) and Bruce Chubick are the only players in school history to make four straight NCAA Tournament appearances with the Huskers.

INTRODUCTION

OUTLOOK

PLAYERS

COACHES

STAFF

OPPONENTS

REVIEW

RECORDS

HISTORY

Defensive Records

INTRODUCTION

OUTLOOK

PLAYERS

COACHES

STAFF

OPPONENTS

REVIEW

RECORDS

HISTORY

Fewest Points Allowed, Season

1. 1950	1,233
2. 1949	1,322
3. 1951	1,345
4. 1948	1,356
5. 1953	1,432
6. 1958	1,478
7. 1959	1,504
8. 1955	1,508
9. 1960	1,516
10. 1957	1,519

Fewest Points Allowed Per Game

1. 1949	50.8
2. 1950	53.6
3. 1982	55.3
4. 1948	56.5
5. 1951	58.5
6. 1959	60.2
7. 1983	60.9
8. 1977	61.1
9. 1984	61.6
10. 1981	62.0

Fewest Points Allowed, Single Game

1. 32 vs. South Dakota, Dec. 3, 1949 (NU 61)
2. 34 vs. Kansas, Jan. 8, 1949 (52)
3. 38 vs. South Dakota, Dec. 16, 1947 (65) 38 vs. Santa Clara, Dec. 12, 1950 (53) 38 vs. Kansas, Feb. 11, 1961 (33)
6. 39 at San Jose State, Dec. 29, 1947 (38) 39 vs. Northwest Missouri State, Dec. 1, 1948 (59) 39 at Kansas, Feb. 11, 1961 (33) 39 vs. Northwest Missouri State, Dec. 8, 1949 (58) 39 vs. Northwest Missouri State, Dec. 4, 1950 (61) 39 vs. Air Force, Dec. 8, 1962 (43)

Most Points Allowed, Season

1. 1991	2,977
2. 1996	2,643
3. 1988	2,578
4. 1987	2,454
5. 1994	2,419

Most Points Allowed Per Game

1. 1990	86.1
2. 1994	80.6
3. 1991	78.2
4. 1989	78.1
5. 1967	77.6

100-Point Husker Games

1. 117 vs. Harvard (79), Dec. 1, 1989 117 vs. Oklahoma (113), March 8, 1991 (B8T, OT)
3. 116 vs. Nevada (71), Dec. 14, 1970 116 vs. Texas-Arlington (95), Dec. 21, 1992
5. 114 vs. Oregon (106), Nov. 25, 1995 (OT)
6. 113 vs. Augustana, S.D. (69), Nov. 26, 1983 113 vs. Tennessee Tech (92), Dec. 14, 1990
8. 111 vs. Cal State Fullerton (74), Dec. 4, 1967 111 at Oklahoma (99), Jan. 26, 1991 111 vs. Portland (85), Dec. 4, 1993 *111 at Oklahoma (115), Feb. 14, 1994 (OT)
12. 110 vs. Oklahoma (90), Jan. 27, 1968
13. 108 vs. Appalachian State (71), Dec. 31, 1994 108 vs. Colgate (76), Dec. 4, 1992
15. 107 vs. St. Louis (79), Nov. 23, 1990
16. 106 at Southern Utah (101), Nov. 30, 1991 106 vs. Colorado (67), Jan. 8, 1994
18. 105 vs. Eastern Washington (71), Jan. 14, 1984 105 vs. Northwest Missouri State (64), Jan. 5, 1987 105 vs. Toledo (68), Dec. 8, 1990

105 vs. Oklahoma (93), Feb. 16, 1991
105 vs. Oklahoma (88), March 11, 1994 (B8T)
23. 104 vs. Montana State (60), Dec. 23, 1978 104 vs. Pepperdine (100), Dec. 2, 1989 104 vs. Northern Iowa (109), Dec. 16, 1995
26. 102 vs. Eastern Washington (67), Dec. 21, 1991 102 vs. Iowa State (86), Feb. 12, 1994
28. 101 at Wisconsin (88), Dec. 1, 1965 101 vs. South Dakota (69), Dec. 1, 1984 101 at California-Irvine (109), Nov. 28, 1986 101 vs. Northeastern Illinois (60), Dec. 21, 1994
32. 100 vs. Washington State (75), Dec. 12, 1966 100 vs. South Dakota State (83), Nov. 30, 1979 100 vs. Illinois (73), Nov. 24, 1990 100 vs. Creighton (83), Dec. 10, 1992 100 vs. Southern Utah (85), Jan. 5, 1993 100 at Colorado (86), Feb. 8, 1995 100 at Oklahoma (117), Jan. 13, 1996 (3OT)

Note: Nebraska is 34-4 when it has scored 100 or more points.
*Most points scored in loss

100-Point Games Against NU

1. 133 at Oklahoma, Feb. 21, 1987 (NU 97)
2. 119 by Marshall, March 13, 1967 (88, NIT)
3. 117 at Oklahoma, Jan. 13, 1996 (100, 3OT)
4. 115 at Oklahoma, Feb. 14, 1994 (111, OT)
5. 114 at Kansas State, Jan. 10, 1987 (82) 114 at Iowa State, Jan. 28, 1988 (76)
7. 113 at Oklahoma, March 5, 1988 (93) 113 by Oklahoma, March 8, 1991 (117, B8T, OT)##
9. 112 at Houston, Dec. 12, 1969 (82)
10. *111 by Missouri, Jan. 13, 1990 (95)
11. 110 at Kansas, Feb. 26, 1966 (73)
12. 109 at California-Irvine, Nov. 28, 1986 (101) 109 by Southwestern Louisiana, Dec. 29, 1992 (80) 109 by Northern Iowa, Dec. 16, 1995 (104)
15. 108 at Kansas State, March 10, 1953 (80)
16. 107 at Missouri, Feb. 10, 1990 (85) 107 by Oklahoma, March 13, 1992 (85, B8T)
18. 106 at Oklahoma, March 7, 1992 (97) 106 by Oregon, Nov. 25, 1995 (114, OT)##
20. 105 at Oklahoma, Jan. 31, 1990 (64) 105 at Texas, Jan. 21, 1998 (91)
22. 103 at Ohio State, Dec. 14, 1988 (76) 103 at Oklahoma, March 4, 1989 (76) 103 vs. Oklahoma State, Feb. 14, 1990 (84) 103 at Kansas, Jan. 25, 1992 (78)
26. 102 at Kansas, Feb. 8, 1958 (46) 102 at Wyoming, Dec. 7, 1966 (98) 102 at Oklahoma, Jan. 14, 1993 (89) 102 at Texas, Jan. 4, 1995 (74)
30. 101 at Iowa State, Feb. 24, 1990 (85) 101 at Michigan State, Dec. 4, 1991 (78) 101 at Southern Utah, Nov. 30, 1992 (106)## 101 at Texas Christian, March 15, 1999 (89)
34. 100 vs. Kansas State, Dec. 26, 1963 (78) 100 at Kansas, Feb. 17, 1970 (87) 100 vs. Pepperdine, Dec. 2, 1989 (104)##

Note: Nebraska is 4-32 when allowing 100 or more points, (wins indicated with ##). *Most points scored against NU in Lincoln.

Fewest Points By NU

- 28 at Kansas State (53), March 1, 1949
- 33 vs. Kansas (38), Feb. 11, 1961
- 34 vs. Kansas State (48), Dec. 27, 1948
- 35 vs. Oklahoma State (52), March 16, 1949 (NCAA Playoff)
- 36 at Kansas (49), Feb. 11, 1950
36 at Kansas State (71), Jan. 12, 1952
- 38 at San Jose State (39), Dec. 29, 1947
- 39 at Oklahoma (66), Feb. 10, 1958
39 at Oklahoma State (54), Feb. 7, 1959
39 vs. Kansas (45), Feb. 23, 1963
39 vs. Kansas State (41), March 7, 1984 (B8T)

Most Points Scored by Both Teams

- 230 at Oklahoma 133, Nebraska 97, Feb. 21, 1987
230 Nebraska 117, Oklahoma 113, March 8, 1991 (B8T, OT)
- 226 at Oklahoma 115, Nebraska 111, Feb. 14, 1994 (OT)
- 220 Nebraska 114, Oregon 106, Nov. 25, 1995 (OT)
- 217 at Oklahoma 117, Nebraska 100, Jan. 13, 1996 (3OT)
- 213 Northern Iowa 109, Nebraska 104, Dec. 16, 1995
- 211 at Nebraska 116, Texas-Arlington 95, Dec. 21, 1992
- 210 Nebraska 111, at Oklahoma 99, Jan. 26, 1991
210 at California-Irvine 109, Nebraska 101, Nov. 28, 1986
- 207 Marshall 119, Nebraska 88, March 13, 1967 (NIT)
207 Nebraska 106, at Southern Utah 101, Nov. 30, 1991

Fewest Points Scored by Both Teams

- 71 Kansas 38, at Nebraska 33, Feb. 11, 1961
- 77 at San Jose State 39, Nebraska 38, Dec. 29, 1947
- 80 Kansas State 41, at Nebraska 39, March 7, 1984 (B8T)
- 81 at Kansas State 53, Nebraska 28, March 1, 1949
- 82 Kansas State 48, Nebraska 34, Dec. 27, 1948 (KC,B7HT)
82 at Nebraska 43, Air Force 39, Dec. 8, 1962
- 84 at Nebraska 43, Kansas 41, Feb. 22, 1958
84 Kansas 45, at Nebraska 39, Feb. 23, 1963
- 85 Nebraska 44, at Iowa State 41, Feb. 19, 1949
85 at Kansas 49, Nebraska 36, Feb. 11, 1950

NU's Largest Victory Margins

	Margin	Score	H/A	Opponent	Season
1.	74	82-8	A	Crete	1906-07
2.	54	57-3	A	Nebraska Wesleyan	1898-99
	54	57-3	H	Doane	1899-1900
4.	52	62-10	H	Morningside	1911-12
	52	98-46	H	Southwest Missouri State	1982-83
6.	50	93-43	H	Missouri Western State	1982-83
7.	49	63-14	H	Nebraska Wesleyan	1901-02
	49	91-42	H	Sam Houston State	1991-92
9.	47	88-41	H	Delaware State	1995-96
10.	45	52-7	H	Doane	1898-99
	45	57-12	H	Brown College "B"	1905-06
	45	56-11	H	Cotner	1913-14
	45	116-71	H	Nevada	1970-71

Note: NU's largest margin of victory over a conference opponent was 40 vs. Kansas, March 2, 1901 (48-8).

NU's Largest Victories At Devaney Center

	Margin	Score	Opponent	Season
1.	52	98-46	Southwest Missouri State	1982-83
2.	50	93-43	Missouri Western State	1982-83
3.	49	91-42	Sam Houston State	1991-92
4.	47	88-41	Delaware State	1995-96
5.	44	104-60	Montana State	1977-78
	44	113-69	Augustana (S.D.)	1983-84
7.	43	99-56	Northeast Missouri State	1985-86
8.	42	94-52	Delaware State	1994-95
9.	41	105-64	Northwest Missouri State	1986-87
	41	96-55	Morehead State	1994-95
	41	101-60	Northeastern Illinois	1994-95
12.	40	86-46	Creighton	1981-82
	40	86-46	The Citadel	1992-93
14.	39	106-67	Colorado	1993-94

15.	38	97-59	Colorado	1988-89
	38	117-79	Harvard	1989-90
17.	37	94-57	Mesa	1982-83
	37	105-68	Toledo	1990-91
	37	108-71	Appalachian State	1994-95
	37	85-48	Grambling State	1997-98

NU's Biggest Loss Margins

	Margin	Score	Opponent	Season
1.	56	46-102	at Kansas	1957-58
2.	44	29-73	at Haskell Institute	1901-02
3.	43	9-52	at Minnesota	1901-02
4.	42	27-69	at Illinois	1942-43
	42	30-72	at Kansas	1945-46
	42	47-89	vs. Colorado (at K.C.)	1954-55
7.	41	64-105	at Oklahoma	1989-90
8.	40	15-55	at DePaul	1943-44
	40	53-93	at Oklahoma State	1994-95
10.	39	4-43	at Wisconsin	1907-08
	39	16-55	at Missouri	1921-22
	39	54-93	at Oklahoma State	1964-65
	39	55-94	at Oklahoma State	1999-2000
	39	57-96	at Kansas	2001-02



Carl McPipe ranks 11th on the Nebraska scoring chart and seventh on the rebounds list with 1,300 points and 723 rebounds from 1976 to 1979.

Annual Statistical Leaders (1947 to 2003)

Points Scored

Year	Leader	G	Pts.	PPG
2003	Andrew Drevo, Jr., F	29	402	13.9
2002	Cary Cochran, Sr., G	28	392	14.0
2001	Cookie Belcher, Sr., G	30	492	16.4
2000	Larry Florence, Sr., F	30	389	13.0
1999	Venson Hamilton, Sr., C	33	518	15.7
1998	Tyronn Lue, Jr., G	32	678	21.2
1997	Tyronn Lue, So., G	32	603	18.8
1996	Erick Strickland, Sr., G	35	516	14.7
1995	Jaron Boone, Jr., G	32	559	17.5
1994	Eric Piatkowski, Sr., F	30	646	21.5
1993	Eric Piatkowski, Jr., F	30	502	16.7
1992	Eric Piatkowski, So., F	29	414	14.3
1991	Rich King, Sr., C	34	526	15.5
1990	Rich King, Jr., C	28	450	16.1
1989	Beau Reid, So., F	32	382	11.9
1988	Derrick Vick, Sr., F	31	348	11.2
1987	Bernard Day, Sr., F	33	410	12.4
1986	Dave Hoppen, Sr., C	19	420	22.1
1985	Dave Hoppen, Jr., C	30	704	23.5
1984	Dave Hoppen, So., C	30	598	19.9
1983	Dave Hoppen, Fr., C	32	445	13.9
1982	Jack Moore, Sr., G	27	343	12.7
1981	Andre Smith, Sr., C	26	475	18.3
1980	Andre Smith, Jr., C	31	600	19.4
1979	Andre Smith, So., C	27	364	13.5
1978	Carl McPipe, Jr., C	29	445	15.3
1977	Carl McPipe, So., C	29	440	15.2

1976	Jerry Fort, Sr., G	27	513	19.0
1975	Jerry Fort, Jr., G	26	525	20.2
1974	Jerry Fort, So., G	26	468	18.0
1973	Jerry Fort, Fr., G	26	376	14.5
1972	Chuck Jura, Sr., C	26	551	21.2
1971	Marvin Stewart, Sr., G	26	556	21.4
1970	Tom Scantlebury, Jr., G	25	361	14.4
1969	Marvin Stewart, So., G	26	381	14.6
1968	Stuart Lantz, Sr., G	25	482	19.3
1967	Stuart Lantz, Jr., G	25	481	19.2
1966	Tom Baack, So., F	25	386	15.4
1965	Fred Hare, So., F	25	380	15.2
1964	Charlie Jones, F	25	322	12.9
1963	Daryl Petsch, G	25	369	14.8
1962	Tom Russell, Sr., F/C	25	412	16.5
1961	Tom Russell, Jr., F/C	24	300	12.5
1960	Herschell Turner, G	24	382	15.9
1959	Herschell Turner, G	25	428	17.1
1958	Wilson Fitzpatrick, G	23	264	11.5
	Gary Reimers, G	23	264	11.5
1957	Rex Ekwall, F	23	307	13.3
1956	Rex Ekwall, F	21	312	14.9
1955	Willard Fagler, C	21	285	13.6
1954	Bill Johnson, C	21	382	18.2
1953	Bill Johnson, C	20	277	13.9
1952	Jim Buchanan, G	24	400	16.7
1951	Bob Pierce, C	23	384	16.7
1950	Bus Whitehead, C	23	360	15.7
1949	Claude Retherford, G	26	311	12.0
1948	Claude Retherford, G	24	259	10.8

Field Goal Percentage

Year	Leader*	G	FG-FGA	Pct.
2003	Corey Simms, So., G	29	77-167	.461
2002	Cary Cochran, Sr., G	28	116-277	.419
2001	Kimani Ffriend, Sr., C	28	144-231	.623
2000	Kimani Ffriend, Jr., C	30	123-229	.537
1999	Larry Florence, Jr., F	33	133-262	.508
1998	Venson Hamilton, Jr., C	32	139-269	.517
1997	Mikki Moore, Sr., C	33	144-247	.583
1996	Mikki Moore, Jr., C	35	118-202	.584
1995	Terrance Badgett, Jr., F	32	106-212	.500
1994	Bruce Chubick, Sr., F	31	121-215	.563
1993	Bruce Chubick, Jr., F	31	90-173	.520
1992	Dapreis Owens, Sr., F	29	116-213	.545
1991	Rich King, Sr., C	34	202-352	.574
1990	Rich King, Jr., C	28	170-305	.557
1989	Richard van Poelgeest, Jr., C	29	103-177	.582
1988	Pete Manning, Jr., F	31	111-188	.590
1987	Derrick Vick, Jr., F	32	131-240	.546
1986	Bernard Day, Jr., F	30	158-280	.564
1985	Dave Hoppen, Jr., C	30	270-418	.646
1984	Dave Hoppen, So., C	30	220-367	.599
1983	Greg Downing, Sr., G/F	31	101-174	.580
1982	Ray Collins, Sr., G/F	28	111-221	.502
1981	Andre Smith, Sr., C	26	185-314	.589
1980	Andre Smith, Jr., C	31	237-388	.611
1979	Andre Smith, So., C	27	146-256	.570
1978	Andre Smith, Fr., C	27	105-190	.553
1977	Carl McPipe, Jr., C	29	183-376	.487
1976	Larry Cox, Sr., C	27	133-198	.672
1975	Larry Cox, Jr., C	26	72-151	.589
1974	Tom Novak, Sr., G	22	62-140	.443
1973	Brendy Lee, Jr., C/F	26	88-192	.458
1972	Chuck Jura, Sr., C	26	111-181	.613
1971	Chuck Jura, Jr., C	26	181-306	.592
1970	Sam Martin, Sr., C	22	58-116	.500
1969	Leroy Chalk, So., C	26	98-182	.538
1968	Stuart Lantz, Sr., G	25	173-349	.496
1967	Stuart Lantz, Jr., G	25	190-368	.516
1966	Grant Simmons, So., G	25	131-267	.491
1965	Willie Campbell, G	18	47-111	.423
1964	Charlie Jones, F	25	143-320	.447



Erick Strickland led the Huskers in scoring during the 1995-96 campaign and is sixth on NU's career scoring chart.

INTRODUCTION

OUTLOOK

PLAYERS

COACHES

STAFF

OPPONENTS

REVIEW

RECORDS

HISTORY

1963	Ivan Grupe, F.....	25	100-210	.476
1962	Tom Russell, F/C.....	25	136-243	.560
1961	Tom Russell, F/C.....	24	97-201	.483
1960	Herschell Turner, G.....	24	143-326	.439
1959	Wayne Hester, G.....	25	68-147	.463
1958	Gary Reimers, G.....	23	84-203	.414
1957	Gary Reimers, G.....	23	106-229	.463
1956	Rex Ekwall, F.....	21	102-237	.430
1955	Rex Ekwall, F.....	21	88-194	.454
1954	Bill Johnson, C.....	21	130-301	.432
1953	Bill Johnson, C.....	20	80-199	.422
1952	Jim Buchanan, G.....	24	173-484	.357
1951	Bob Pierce, C.....	23	131-327	.401
1950	Jim Buchanan, G.....	23	58-159	.365
1949	Bus Whitehead, C.....	26	99-284	.349
1948	Rodney Cox, F.....	24	62-180	.344

*Minimum of 5 att. per game while playing in 75 percent of team's games.



Bruce Chubick helped Nebraska to four straight NCAA appearances from 1991 to 1994.

Rebounds

Year	Leader	G	Reb.	RPG
2003	Andrew Drevo, Jr., F.....	29	212	7.3
2002	John Turek, Fr., F.....	26	162	6.2
2001	Kimani Ffriend, Sr., C.....	28	229	8.2
2000	Kimani Ffriend, Jr., C.....	30	263	8.8
1999	Venson Hamilton, Sr., C.....	33	335	10.2
1998	Venson Hamilton, Jr., C.....	32	315	9.8
1997	Venson Hamilton, So., C.....	32	269	8.4
1996	Bernard Garner, Jr., F.....	35	222	6.3
1995	Mikki Moore, So., C.....	32	198	6.2
1994	Bruce Chubick, Sr., F.....	31	219	7.3
1993	Derrick Chandler, Sr., C.....	31	252	8.1
1992	Derrick Chandler, Jr., C.....	29	238	8.2
1991	Rich King, Sr., C.....	34	274	8.1
1990	Rich King, Jr., C.....	28	208	7.4
1989	Pete Manning, Sr., F/C.....	33	201	6.1
1988	Derrick Vick, Sr., F.....	31	162	5.2
1987	Bill Jackman, Sr., F.....	33	213	6.5
1986	Bernard Day, Jr., F.....	30	198	6.6
1985	Dave Hoppen, Jr., C.....	30	258	8.6
1984	Dave Hoppen, So., C.....	30	207	6.9
1983	Claude Renfro, Sr., F.....	32	175	5.5
1982	Jerry Shoecraft, Sr., F.....	28	122	4.4
1981	Andre Smith, Sr., C.....	26	172	6.6
1980	Andre Smith, Jr., C.....	31	251	8.1
1979	Carl McPipe, Sr., C.....	26	196	7.5
1978	Carl McPipe, Jr., C.....	29	228	7.9
1977	Carl McPipe, So., C.....	29	241	8.3
1976	Larry Cox, Sr., C.....	27	166	6.1
1975	Bob Siegel, So., F.....	26	227	8.7
1974	Brendy Lee, Sr., F/C.....	26	197	7.6
1973	Brendy Lee, Sr., F/C.....	26	185	7.1
1972	Chuck Jura, Sr., C.....	26	305	11.7
1971	Leroy Chalk, Sr., C.....	26	290	11.2
1970	Leroy Chalk, Jr., C.....	24	235	9.4
1969	Leroy Chalk, So., C.....	26	257	9.9
1968	Stuart Lantz, Sr., G.....	25	179	7.2
1967	Stuart Lantz, Jr., G.....	25	193	7.7
1966	Stuart Lantz, So., G.....	25	199	8.0
1965	Fred Hare, So., F.....	25	185	7.4
1964	Charlie Jones, F.....	25	171	6.8
1963	Charlie Jones, F.....	25	204	8.2
1962	Tom Russell, Sr., F/C.....	25	200	8.0
1961	Tom Russell, Jr., F/C.....	24	232	9.7
1960	Herschell Turner, G.....	24	193	8.0
1959	Herschell Turner, G.....	25	244	9.8
1958	Herschell Turner, G.....	23	189	8.2
1957	Rex Ekwall, F.....	23	214	9.3
1956	Rex Ekwall, F.....	21	224	10.7
1955	Rex Ekwall, F.....	21	241	11.5
1954	Bill Johnson, C.....	21	236	11.2
1953	Bill Johnson, C.....	20	188	9.4
1952	Bill Johnson, C.....	19*	145	7.6

*Rebounding statistics missing for five games in 1952, and not available for seasons prior to 1952.


Free Throw Percentage

Year	Leader*	G	FT-FTA	Pct.
2003	Nate Johnson, Jr., G.....	28	83-114	.728
2002	Cary Cochran, Sr., G.....	28	71-77	.922#
2001	Cookie Belcher, Sr., G.....	30	90-121	.744
2000	Danny Walker, Jr., G.....	29	59-76	.776
1999	Larry Florence, Sr., F.....	33	73-99	.737
1998	Tyronn Lue, Jr., G.....	32	120-145	.828
1997	Tyronn Lue, So., G.....	32	126-155	.813
1996	Erick Strickland, Sr., G.....	35	116-141	.823
1995	Tom Wald, Jr., G.....	32	80-96	.833
1994	Erick Strickland, So., G.....	30	77-95	.811
1993	Eric Piatkowski, Jr., F.....	30	98-129	.760
1992	Jamar Johnson, So., G.....	28	53-63	.841
1991	Eric Piatkowski, Fr., F.....	34	72-86	.837
1990	Clifford Scales, Jr., G.....	26	84-100	.840

1989	Eric Johnson, Sr., G.....	32	94-121	.777
1988	Jeff Rekeweg, Sr., F.....	31	74-88	.841
1987	Brian Carr, Sr., G.....	33	84-104	.808
1986	Brian Carr, Sr., G.....	30	79-93	.849
1985	Dave Hoppen, Jr., G.....	30	164-210	.781
1984	David Ponce, Sr., G.....	30	67-77	.870
1983	David Ponce, Jr., G.....	30	85-106	.802
1982	Jack Moore, Sr., G.....	27	123-131	.939
1981	Jack Moore, Jr., G.....	27	118-128	.922
1980	Jack Moore, So., G.....	31	184-211	.872
1979	Andre Smith, So., C.....	27	72-110	.655
1978	Brian Banks, Jr., G.....	30	73-103	.709
1977	Carl McPipe, So., C.....	29	74-108	.685
1976	Larry Cox, Sr., C.....	27	92-124	.742
1975	Larry Cox, Jr., C.....	26	78-104	.750
1974	Bob Siegel, So., F.....	26	42-56	.750
1973	Ricky Marsh, So., G.....	26	43-56	.768
1972	Kent Reckewey, So., G.....	19	35-41	.854
1971	Tony Riehl, Jr., G/F.....	26	44-58	.759
1970	Leroy Chalk, Jr., C.....	26	52-63	.825
1969	Tom Scantlebury, Jr., G.....	25	81-104	.779
1968	Bob Gratopp, So., F.....	26	141-178	.792
1967	Tom Baack, Jr., F.....	25	82-99	.828
1966	Tom Baack, So., F.....	25	73-90	.811
1965	Tom Baack, Fr., F.....	25	92-108	.852
1964	Grant Simmons, So., G.....	25	82-121	.678
1963	Coley Webb.....	24	56-88	.636
1962	Ivan Grupe, F.....	25	66-90	.733
1961	Tom Russell, Jr., F/C.....	25	140-182	.769
1960	Jim Kowalke.....	18	46-62	.742
1959	Jan Wall.....	24	46-62	.742
1958	Jan Wall.....	18	31-39	.795
1957	Herschell Turner, G.....	25	136-183	.743
1956	Gary Reimers, G.....	23	96-123	.780
1955	Rex Ekwall, F.....	23	95-127	.748
1954	Rex Ekwall, F.....	21	108-151	.715
1953	Gary Renzelman.....	21	53-68	.779
1952	Fred Seger.....	21	90-139	.647
1951	Gerald Sandbulte.....	18	35-47	.745
1950	Joe Good.....	22	52-75	.693
1949	Bob Pierce.....	23	122-158	.772
1948	Bob Gates.....	23	37-49	.755



Jamar Johnson was the point guard for three Nebraska NCAA Tournament teams, leading the Huskers in assists each season from 1992 to 1994.



Jack Moore (14) led NU in minutes played for three straight seasons, and teammate Andre Smith (40) led Nebraska in scoring in 1979, 1980 and 1981.

1947	Bus Whitehead.....	26	75-108	.694
1946	Rodney Cox.....	24	38-57	.667

*Minimum of 2 att. per game while playing in 75 percent of team's games.
#Led nation in free throw percentage.

Three-Point Percentage

Year	Leader*	G	3FG-Att.	Pct.
2003	Andrew Drevo, Jr., F.....	29	48-149	.322
2002	Brian Conklin, So., F.....	28	65-150	.433
2001	Cary Cochran, Jr., G.....	30	78-165	.473
2000	Cary Cochran, So., G.....	29	62-160	.388
1999	Cary Cochran, Fr., G.....	32	39-98	.398
1998	Tyronn Lue, Jr., G.....	32	78-209	.373
1997	Cookie Belcher, Fr., G.....	33	30-76	.395
1996	Jaron Boone, Sr., G.....	34	59-167	.353
1995	Jaron Boone, Jr., G.....	32	70-182	.385
1994	Jaron Boone, So., G.....	30	35-95	.368
1993	Eric Piatkowski, Jr., F.....	30	48-129	.372
1992	Jamar Johnson, So., G.....	28	39-95	.411
1991	Clifford Scales, Sr., G.....	34	26-57	.456
1990	Chris Cresswell, Sr., G.....	26	37-97	.381
1989	Ray Richardson, Jr., G/F.....	32	57-145	.393
1988	Beau Reid, Fr., F.....	28	26-67	.388
1987	Henry T. Buchanan, Jr., G.....	33	28-62	.452

*Minimum of 1.5 att. per game while playing in 75 percent of team's games.

Assists

Year	Leader	G	No.	Avg.
2003	Brennon Clemmons, Sr., G.....	26	68	2.6
2002	Jake Muhleisen, Fr., G.....	28	105	3.8
2001	Cookie Belcher, Sr., G.....	30	131	4.4
2000	Danny Walker, Jr., G.....	29	97	3.3
1999	Cookie Belcher, Jr., G.....	32	138	4.3
1998	Tyronn Lue, Jr., G.....	32	152	4.8
1997	Tyronn Lue, So., G.....	32	136	4.3
1996	Tyronn Lue, Fr., G.....	35	144	4.1
1995	Erick Strickland, Jr., G.....	31	133	4.3
1994	Jamar Johnson, Sr., G.....	28	123	4.4
1993	Jamar Johnson, Jr., G.....	28	102	3.3
1992	Jamar Johnson, So., G.....	28	130	4.6
1991	Beau Reid, Sr., F.....	34	130	3.8
1990	Clifford Scales, Jr., G.....	26	110	4.2
1989	Eric Johnson, Sr., G.....	32	135	4.2
	Beau Reid, So., F.....	32	135	4.2
1988	Eric Johnson, Jr., G.....	31	112	3.6
1987	Brian Carr, Sr., G.....	33	166	5.0

1986	Brian Carr, Jr., G.....	30	201	6.7
1985	Brian Carr, So., G.....	30	237	7.9
1984	David Ponce, Sr., G.....	30	124	4.1
1983	Stan Cloudy, Jr., F.....	28	106	3.3
1982	Jack Moore, Sr., G.....	27	109	4.0
1981	Jack Moore, Jr., G.....	27	108	4.0
1980	Jack Moore, So., G.....	31	145	4.7
1979	Bob Moore, Sr., G.....	27	81	3.0
1978	Brian Banks, Jr., G.....	30	96	3.2
1977	Allen Holder, Sr., G/F.....	29	119	4.1
1976	Jerry Fort, Sr., G.....	27	85	3.1
1975	Steve Erwin, Sr., F.....	26	85	3.3
1974	Ricky Marsh, So., G.....	26	77	3.0

Blocked Shots

Year	Leader	G	No.	Avg.
2003	John Turek, So., F.....	30	52	1.7
2002	John Turek, Fr., F.....	26	39	1.4
2001	Kimani Ffriend, Sr., C.....	28	74	2.6
2000	Kimani Ffriend, Jr., C.....	30	85	2.8
1999	Venson Hamilton, Sr., C.....	33	80	2.4
1998	Venson Hamilton, Jr., C.....	32	66	2.1
1997	Mikki Moore, Sr., C.....	33	88	2.7
1996	Mikki Moore, Jr., C.....	35	71	2.1
1995	Mikki Moore, So., C.....	32	67	2.1
1994	Terrance Badgett, So., F.....	29	26	0.9
1993	Derrick Chandler, Sr., C.....	31	53	1.7
1992	Derrick Chandler, Jr., C.....	29	91	3.1
1991	Rich King, Sr., C.....	34	68	2.0
1990	Rich King, Jr., C.....	28	45	1.6
1989	Rich King, So., C.....	33	50	1.5
1988	Derrick Vick, Sr., F.....	31	21	0.7
1987	Derrick Vick, Jr., F.....	32	19	0.6
1986	Dave Hoppen, Sr., C.....	19	11	0.6
1985	Ronnie Smith, Sr., C/F.....	29	13	0.4
	Dave Hoppen, Jr., C.....	30	13	0.4
1984	Dave Hoppen, So., C.....	30	12	0.4
1983	Dave Hoppen, Fr., C.....	32	19	0.6
1982	Lenard Johnson, Jr., F/C.....	27	23	0.9
1981	Andre Smith, Sr., C.....	26	20	0.8
1980	Greg Downing, Fr., G/F.....	31	15	0.5
1979	Carl McPipe, Sr., C.....	26	30	1.2
1978	Terry Novak, Sr., G/F.....	30	18	0.6

Steals

Year	Leader	G	No.	Avg.
2003	Brennon Clemmons, Sr., G.....	26	47	1.8
2002	Brennon Clemmons, Jr., G.....	28	48	1.7
2001	Cookie Belcher, Sr., G.....	30	82	2.7
2000	Larry Florence, Sr., F.....	30	44	1.5
1999	Cookie Belcher, Jr., G.....	32	102	3.2
1998	Cookie Belcher, So., G.....	32	75	2.3
1997	Cookie Belcher, Fr., G.....	33	87	2.6
1996	Erick Strickland, Sr., G.....	35	61	1.7
1995	Erick Strickland, Jr., G.....	31	89	2.9
1994	Erick Strickland, So., G.....	30	60	2.0
1993	Jamar Johnson, Jr., G.....	31	52	1.7
1992	Jamar Johnson, So., G.....	28	36	1.3
1991	Clifford Scales, Sr., G.....	34	64	1.9
1990	Clifford Scales, Jr., G.....	26	44	1.7
1989	Eric Johnson, Sr., G.....	32	68	2.1
1988	Eric Johnson, Jr., G.....	31	60	1.9
1987	Brian Carr, Sr., G.....	33	67	2.0
1986	Brian Carr, Jr., G.....	30	31	1.0
1985	Curtis Moore, Sr., F.....	30	45	1.5
1984	David Ponce, Sr., G.....	30	36	1.2
1983	Greg Downing, Sr., G/F.....	31	46	1.5
1982	Ray Collins, Sr., G/F.....	28	38	1.4
1981	Jack Moore, Jr., G.....	27	36	1.3
1980	Jack Moore, So., G.....	31	42	1.4
1979	Brian Banks, Sr., G.....	24	34	1.4
1978	Brian Banks, Jr., G.....	30	36	1.2

Minutes Played

Year	Leader	G	Min.	Avg.
2003	Nate Johnson, Jr., G.....	28	895	32.0
2002	Jake Muhleisen, Fr., G.....	28	821	29.3
2001	Cookie Belcher, Sr., G.....	30	1,024	34.1
2000	Steffon Bradford, Jr., F.....	30	904	30.1
1999	Venson Hamilton, Sr., C.....	33	1,074	32.5
1998	Tyronn Lue, Jr., G.....	32	1,149	35.9
1997	Tyronn Lue, So., G.....	32	1,150	35.9
1996	Jaron Boone, Sr., G.....	34	1,105	32.5
1995	Jaron Boone, Jr., G.....	32	1,043	32.6
1994	Eric Piatkowski, Sr., F.....	30	972	32.4
1993	Eric Piatkowski, Jr., F.....	30	892	29.7
1992	Eric Piatkowski, So., F.....	29	873	30.1
1991	Clifford Scales, Sr., G.....	34	982	28.9
1990	Clifford Scales, Jr., G.....	26	824	31.7
1989	Eric Johnson, Sr., G.....	32	996	31.1
1988	Eric Johnson, Jr., G.....	31	889	28.7
1987	Brian Carr, Sr., G.....	33	1,065	32.3
1986	Brian Carr, Jr., G.....	30	1,063	35.4
1985	Dave Hoppen, Jr., C.....	30	1,155	38.5
1984	Dave Hoppen, So., C.....	30	1,058	35.3
1983	Stan Cloudy, Jr., F.....	32	1,021	31.9
1982	Jack Moore, Sr., G.....	27	1,017	37.7
1981	Jack Moore, Jr., G.....	27	984	36.4
1980	Jack Moore, So., G.....	31	1,143	36.9
1979	Bob Moore, Sr., G.....	27	868	32.1



Mikki Moore led the Huskers in blocked shots three consecutive seasons and ranks second in the Husker career record book with 236 blocked shots.

INTRODUCTION

OUTLOOK

PLAYERS

COACHES

STAFF

OPPONENTS

REVIEW

RECORDS

HISTORY

Year-by-Year NU Statistics

Season	Won-Lost	FG-FGA	Pct.	FT-FTA	Pct.	Reb.-Avg.	Pts.-Avg.
1948	11-13	494-1,717	.288	356-613	.581	*	1,344-56.0
1949	16-10	504-1,719	.293	351-595	.590	*	1,359-52.3
1950	16-7	490-1,506	.325	369-598	.617	*	1,349-58.7
1951	9-14	440-1,283	.343	329-447	.662	*	1,209-52.6
1952	7-17	569-1,661	.343	357-603	.592	888-37.0	1,495-62.3
1953	9-11	444-1,252	.355	510-795	.642	835-41.8	1,398-69.9
1954	8-13	503-1,336	.376	463-772	.600	747-35.6	1,469-70.0
1955	9-12	506-1,288	.393	474-681	.696	882-42.0	1,486-70.8
1956	7-16	490-1,421	.345	452-715	.632	770-33.5	1,432-62.3
1957	11-12	487-1,301	.374	446-667	.669	905-39.3	1,420-61.7
1958	10-13	470-1,255	.375	387-637	.608	892-38.8	1,327-57.7
1959	12-13	531-1,422	.373	402-619	.649	1,122-44.9	1,464-58.6
1960	7-17	561-1,559	.360	370-573	.646	1,170-48.8	1,492-62.7
1961	10-14	554-1,447	.383	437-651	.671	1,162-48.4	1,545-64.4
1962	9-16	575-1,470	.391	389-592	.657	1,128-45.1	1,539-61.6
1963	6-19	573-1,502	.381	341-554	.616	1,101-44.0	1,487-59.5
1964	8-17	645-1,676	.385	289-521	.555	1,063-42.5	1,579-63.2
1965	10-15	635-1,611	.394	436-724	.602	1,053-42.1	1,706-68.2
1966	20-5	739-1,708	.433	450-650	.692	1,061-42.4	1,928-77.2
1967	16-9	784-1,749	.448	424-583	.727	1,032-41.3	1,992-78.9
1968	15-10	725-1,612	.450	504-659	.765 (3)	835-33.4	1,954-78.2
1969	12-14	690-1,587	.435	527-739	.713	908-34.9	1,908-73.4
1970	16-9	696-1,527	.455	421-620	.679	899-36.0	1,813-72.5
1971	18-8	753-1,490	.505 (6)	402-574	.700	890-34.2	1,908-73.4
1972	14-12	734-1,509	.486	367-579	.634	1,022-39.3	1,835-70.6
1973	9-17	704-1,647	.427	244-380	.642	972-37.4	1,652-63.5
1974	14-12	725-1,730	.419	291-443	.657	1,121-43.1	1,741-67.0
1975	14-12	741-1,679	.441	317-485	.654	1,032-39.7	1,799-69.2
1976	19-8	715-1,637	.465	385-532	.724	890-33.0	1,815-67.2
1977	15-14	732-1,638	.447	350-541	.647	1,010-34.8	1,814-62.6
1978	22-8	829-1,696	.489	374-551	.679	963-32.1	2,032-67.7
1979	14-13	720-1,555	.463	289-438	.660	882-32.7	1,729-64.0
1980	18-13	812-1,600	.508	507-677	.749 (15)	809-26.1	2,131-68.7
1981	15-12	666-1,360	.490	380-507	.750 (11)	737-27.3	1,712-63.4
1982	16-12	679-1,441	.471	409-552	.741 (11)	777-27.8	1,767-63.1
1983	22-10	855-1,667	.513	478-696	.687	979-30.6	2,188-68.4
1984	18-12	786-1,529	.514	376-534	.704	846-28.2	1,948-64.9
1985	16-14	873-1,706	.512	409-568	.720	913-30.4	2,155-71.8
1986	19-11	835-1,635	.511	455-612	.743	902-30.1	2,125-70.8

Season	W-L	FG-FGA	Pct.	3FG-Att.	Pct.	FT-FTA	Pct.	Reb.-Avg.	Pts.-Avg.
1987	21-12	904-1,933	.468	120-325	.369	544-778	.699	1,119-33.9	2,472-74.9
1988	13-18	832-1,737	.479	88-246	.358	456-636	.718	1,016-32.8	2,208-71.2
1989	17-16	936-1,991	.470	122-335	.364	541-808	.670	1,292-39.2	2,535-76.8
1990	10-18	829-1,759	.471	106-302	.351	495-717	.690	1,069-38.2	2,259-80.7
1991	26-8	1,081-2,185	.495	125-358	.349	690-981	.703	1,454-42.8	2,977-87.6
1992	19-10	842-1,826	.461	183-489	.374	467-739	.632	1,305-45.0	2,334-80.5
1993	20-11	908-1,975	.460	158-468	.338	523-765	.684	1,283-41.4	2,497-80.5
1994	20-10	956-1,978	.483	194-564	.344	514-690	.745 (9)	1,201-40.0	2,620-87.3(11)
1995	18-14	907-1,947	.466	173-504	.343	523-766	.683	1,209-37.8	2,510-78.4
1996	21-14	1,007-2,089	.482	176-494	.356	618-897	.689	1,353-38.7	2,808-80.2
1997	18-15	895-1,927	.464	113-349	.324	504-752	.670	1,295-39.2	2,407-72.9
1998	20-12	867-1,938	.447	150-436	.344	406-649	.626	1,263-39.5	2,290-71.6
1999	20-13	799-1,764	.453	113-365	.310	466-716	.651	1,169-35.4	2,177-66.0
2000	11-19	737-1,729	.426	144-434	.332	432-700	.617	1,217-40.6	2,050-68.3
2001	14-16	755-1,591	.487 (11)	184-480	.383	400-670	.597	1,075-35.8	2,134-71.1
2002	13-15	656-1,668	.393	267-729#	.366	375-555	.676	998-35.6	1,954-69.8
2003	11-19	686-1,724	.398	139-504	.276	389-599	.649	1,114-38.1	1,900-63.3

*Rebounding statistics unavailable prior to 1952 and for five games in 1952. #Third nationally in three-pointers made per game.
 Note: National rank, if any, indicated in ().

HISTORY

Year-by-Year Opponent Statistics

Season	Games	FG-FGA	Pct.	FT-FTA	Pct.	Reb.-Avg.	Pts.-Avg.
1948	24	503-*	*	350-588	.627	*	1,356-56.5
1949	26	487-*	*	348-600	.580	*	1,322-50.8
1950	23	437-*	*	359-586	.613	*	1,233-53.6
1951	23	531-1,462	.363	283-445	.636	*	1,345-58.5
1952	24	*	*	*	*	*	1,580-65.8
1953	20	487-1,409	.346	458-707	.648	790-39.5	1,432-71.6
1954	21	546-1,407	.388	461-721	.639	707-33.7	1,553-74.0
1955	21	497-1,451	.343	514-748	.687	940-44.8	1,508-71.8
1956	23	574-1,626	.353	491-712	.690	1,019-44.3	1,639-71.3
1957	23	513-1,475	.348	493-754	.654	1,010-43.9	1,519-66.0
1958	23	567-1,526	.372	344-539	.638	985-42.8	1,478-64.3
1959	25	565-1,538	.367	374-559	.669	1,135-45.4	1,504-60.2
1960	24	545-1,476	.369	426-655	.650	1,191-49.6	1,516-63.2
1961	24	595-1,621	.367	381-571	.667	1,161-48.4	1,571-65.5
1962	25	656-1,584	.414	364-518	.703	1,052-42.1	1,676-67.0
1963	25	622-1,457	.427	441-639	.690	1,062-42.5	1,685-67.4
1964	25	661-1,633	.405	478-698	.685	1,097-43.9	1,800-72.0
1965	25	676-1,631	.414	486-714	.681	946-37.8	1,838-73.5
1966	25	718-1,666	.431	367-575	.638	987-39.5	1,803-72.1
1967	25	730-1,635	.446	480-691	.695	992-39.7	1,940-77.6
1968	25	750-1,526	.491	370-550	.673	799-32.0	1,870-74.8
1969	26	736-1,639	.449	451-656	.688	886-34.1	1,923-74.0
1970	25	674-1,457	.462	456-675	.676	839-33.6	1,804-72.1
1971	26	689-1,483	.465	384-600	.640	906-34.8	1,762-67.7 (15)
1972	26	654-1,519	.431	451-657	.686	973-37.4	1,759-67.7
1973	26	767-1,706	.450	275-423	.650	1,194-45.9	1,809-69.2
1974	26	716-1,729	.414	301-448	.672	1,084-41.7	1,733-66.7
1975	26	716-1,598	.448	365-525	.695	1,121-43.1	1,797-69.1
1976	27	674-1,447	.468	347-518	.670	907-33.6	1,695-62.8 (8)
1977	29	694-1,572	.441	383-547	.700	1,049-36.2	1,771-61.1 (6)
1978	30	735-1,546	.475	418-608	.688	967-32.2	1,888-62.9 (8)
1979	27	646-1,333	.485	391-552	.708	931-34.5	1,683-62.3 (9)
1980	31	856-1,644	.521	389-519	.750	952-30.7	2,101-67.8
1981	27	631-1,265	.499	350-473	.739	753-29.0	1,612-62.0 (14)
1982	28	607-1,351	.449	335-474	.707	883-31.5	1,549-55.3 (10)
1983	32	766-1,606	.477	418-609	.686	963-30.1	1,950-60.9
1984	30	723-1,452	.498	403-565	.713	821-27.4	1,849-61.6
1985	30	834-1,652	.505	401-574	.699	935-31.2	2,069-69.0
1986	30	822-1,669	.493	356-537	.663	923-30.8	2,000-66.7

Season	Games	FG-FGA	Pct.	3FG-Att.	Pct.	FT-FTA	Pct.	Reb.-Avg.	Pts.-Avg.
1987	33	887-1,888	.470	143-338	.423	537-773	.695	1,201-36.4	2,454-74.4
1988	31	803-1,684	.477	120-317	.379	602-844	.713	1,018-32.8	2,328-75.1
1989	33	916-2,011	.455	160-420	.381	586-880	.666	1,204-36.5	2,578-78.1
1990	28	863-1,817	.475	168-417	.403	516-715	.722	1,065-38.0	2,410-86.1
1991	34	950-2,173	.437	209-605	.345	563-891	.632	1,230-36.2	2,672-78.6
1992	29	846-2,016	.429	178-544	.327	345-563	.613	1,118-38.6	2,215-76.4
1993	31	827-1,923	.430	154-508	.303	538-833	.646	1,175-37.9	2,346-75.7
1994	30	850-1,951	.436	196-599	.327	523-791	.661	1,165-38.8	2,419-80.6
1995	32	831-1,997	.416	230-652	.353	475-707	.672	1,272-39.8	2,367-74.0
1996	35	900-2,174	.414	212-613	.346	631-956	.660	1,319-37.7	2,643-75.5
1997	33	791-1,928	.410	185-519	.356	589-864	.682	1,162-35.2	2,356-71.4
1998	32	774-1,935	.400	202-635	.318	442-671	.659	1,222-38.2	2,192-68.5
1999	33	752-1,809	.416	207-609	.340	410-639	.642	1,139-34.5	2,121-64.3
2000	30	797-1,888	.422	228-661	.345	398-609	.654	1,113-37.1	2,220-74.0
2001	30	742-1,720	.431	184-543	.339	418-594	.704	980-32.7	2,086-69.5
2002	28	706-1,631	.433	213-610	.349	355-510	.696	1,135-40.5	1,980-70.7
2003	30	724-1,776	.408	193-639	.302	413-585	.706	1,172-39.1	2,054-68.5

Note: NU's national defensive rank, if any, indicated in ().

INTRODUCTION

OUTLOOK

PLAYERS

COACHES

STAFF

OPPONENTS

REVIEW

RECORDS

HISTORY

Bob Devaney Sports Center

INTRODUCTION

OUTLOOK

PLAYERS

COACHES

STAFF

OPPONENTS

REVIEW

RECORDS

HISTORY

Named after longtime athletic director and coach Bob Devaney, the Bob Devaney Sports Center is home to the NU men's and women's basketball, gymnastics, women's swimming and diving, track and field and wrestling teams.

The Bob Devaney Sports Center received extensive renovations in 2000, featuring two HuskerVision replay screens, hustle stat boards and digital message boards. The new sound system, lighting system and ring of honor add to the atmosphere in the arena, as does the addition of chairback seating on the arena floor.

Also in 2000, fans at the Devaney Center saw the addition of a Husker Hall of Fame and a Husker Walk of Fame. The displays in the concourse areas highlight more than 100 years of Nebraska athletics and 25 years of women's athletics at the university.

With a capacity of 13,595, the Devaney Center has hosted numerous NCAA postseason events since opening its doors in 1976. The Husker men's basketball team has enjoyed playing on the Devaney Center court, as NU has an all-time record of 317-100 at home. NU has posted less than eight home victories just once (1976-77) in the 27-year history of the Devaney Center.

The Husker men's basketball team has seen recent renovations to the team's locker room and ready room, as well as in the coaches' offices. Renovations in the locker room in 2002 included an expanded area for dressing and team meetings, a new entryway and an audio/visual center for watching game film.

The Devaney Center boasts a top-notch weight room in the facility, making strength training a useful tool before or after practice. The weight room is part of three weight rooms available to NU student-athletes, as the Husker Power program is the model of excellence in strength training for schools around the nation. Ross Buckendahl, a letterwinner for the Huskers in 1999, 2000 and 2002, was named the 2002 Husker Power Athlete of the Year for his work in the Devaney Center weight room.

Devaney Center Quick Facts

Games:

417 in 27 seasons

Record:

317-100 (.760)

Overtime Record:

16-3 (.842)

Most Consecutive Winning Seasons:

27, 1976-77-present

Most Games, Season:

18, 1982-83 and 1988-89

Most Wins, Season:

17, 1982-83

Most Losses, Season:

6, seven times

Most Consecutive Wins:

16, last four games of 1982 first 12 of 1983, ended by Missouri, 54-51, Feb. 26, 1983

Most Consecutive Losses:

4, ended against Kansas State, March 3, 1996
4, ended against Kansas State, Feb. 25, 2003

Most Consecutive Conference Wins:

8, last three games of 1982, first five games of 1983, ended by Missouri, 54-51, Feb. 26, 1983 (excludes tournament games)

Most Consecutive Conference Losses:

5, last two games of 1988, first three of 1989, ended vs. Kansas, 74-70, Feb. 4, 1989

14,000-plus Crowds

15,038	Oklahoma State, 1980-81*
15,003	Oklahoma, 1980-81*
14,999	Colorado, 1978-79*
14,912	Kansas State, 1977-78*
14,878	Kansas, 1984-85*
14,865	Kansas State, 1988-89*
14,759	Kansas, 1996-97*
14,753	Missouri, 1977-78*
14,753	TCU, 1982-83* (NIT)
14,747	Iowa State, 1977-78*
14,712	Iona, 1982-83* (NIT)
14,679	Kansas, 1992-93*
14,688	Oklahoma, 1984-85*
14,682	Missouri, 1982-83*
14,620	Kansas, 1995-96*
14,615	Kansas, 1990-91*
14,605	Oklahoma State, 1993-94*
14,586	Iowa State, 1982-83*
14,584	Missouri, 1990-91*
14,568	Oklahoma, 1990-91*
14,562	Colorado, 1979-80*
14,561	Michigan State, 1990-91*
14,558	Oklahoma, 1992-93*
14,558	NCAA Second Round, 1980*
14,557	Kansas State, 1990-91*
14,555	Iowa State, 1987-88*
14,554	Iowa State, 1978-79*
14,552	Kansas, 1994-95*
14,549	Missouri, 1991-92*
14,548	Arkansas, 1981-82*
14,538	Kansas, 1991-92*
14,534	Iowa State, 1991-92*
14,529	Arkansas, 1986-87* (NIT)
14,520	Iowa State, 1992-93*
14,509	Kansas State, 1991-92*
14,503	Oklahoma State, 1991-92*
14,487	Oklahoma, 1993-94*
14,484	Colorado, 1991-92*
14,484	Kansas, 1997-98*
14,481	Kansas State, 1992-93*
14,469	Colorado, 1990-91*
14,460	Washington, 1986-87* (NIT)
14,458	Missouri, 1981-82*
14,453	NCAA, Second Round, 1988*
14,446	Missouri, 1993-94*
14,438	Iowa State, 1979-80*

14,438	Colorado, 1982-83*
14,425	NCAA First Round, 1988 (Gm. 3-4)*
14,404	Missouri, 1992-93*
14,389	Iowa State, 1993-94*
14,378	Missouri, 1983-84
14,375	NCAA First Round, 1988 (Gm. 1-2)*
14,370	Kansas, 1993-94*
14,364	Missouri, 1994-95*
14,358	Missouri-Kansas City, 1993-94*
14,352	Oklahoma State, 1992-93*
14,340	Oklahoma, 1994-95*
14,340	Colorado, 1993-94*
14,346	Kansas State, 1993-94*
14,298	Eastern Illinois, 1992-93
14,273	Missouri, 1976-77
14,273	Kansas, 1985-86
14,262	Creighton, 1977-78
14,259	Creighton, 1986-87
14,255	Oklahoma State, 1990-91
14,239	Wisconsin-Green Bay, 1991-92
14,234	Oklahoma State, 1984-85
14,222	Oklahoma, 1987-88
14,168	Kansas, 1977-78
14,135	Iowa State, 1988-89
14,094	Kansas, 1986-87
14,065	Missouri, 1984-85
14,055	Kansas, 2001-02
14,053	Oklahoma, 1988-89
14,015	Kansas, 1987-88
14,013	Creighton, 1990-91
14,012	Northern Iowa, 1993-94
14,011	Creighton, 1992-93
14,009	Oklahoma State, 1982-83

*Indicates capacity crowd

Season Opener Record

14,561, vs. Michigan State, Nov. 28, 1990

Opening-Night Attendance

10,516, vs. Iowa, Nov. 27, 1976

Last Home Sellout

14,055 vs. Kansas, Feb. 24, 2002



The 13,595-seat arena at the Bob Devaney Sports Center is a state-of-the-art facility, and is home to the men's and women's basketball teams as well as the men's and women's gymnastics, women's swimming and diving, track and field and wrestling teams.

Devaney Center Series History

Opponent.....	W-L	(Pct.)
Alabama-Birmingham	1-0	(1.000)
Alaska-Fairbanks.....	1-0	(1.000)
Angelo State.....	1-0	(1.000)
Appalachian State.....	2-0	(1.000)
Arizona State.....	1-0	(1.000)
Arkansas.....	2-1	(.667)
Arkansas State.....	1-0	(1.000)
Arkansas Tech.....	1-0	(1.000)
Augustana (S.D.).....	1-0	(1.000)
Ball State.....	1-0	(1.000)
Baylor.....	4-0	(1.000)
Bowling Green.....	2-0	(1.000)
Brooklyn.....	2-0	(1.000)
California-Davis.....	1-0	(1.000)
California-Irvine.....	0-1	(.000)
Cal State Bakersfield.....	1-0	(1.000)
Canisius.....	1-0	(1.000)
The Citadel.....	2-0	(1.000)
Chicago State.....	1-0	(1.000)
Colgate.....	2-0	(1.000)
Colorado.....	24-4	(.858)
Colorado State.....	3-0	(1.000)
Columbia.....	1-0	(1.000)
Coppin State.....	1-0	(1.000)
Creighton.....	12-2	(.857)
Delaware State.....	2-0	(1.000)
Denver.....	2-0	(1.000)
Detroit.....	1-0	(1.000)
Drake.....	1-0	(1.000)
Eastern Illinois.....	4-0	(1.000)
Eastern Washington.....	4-0	(1.000)
Evansville.....	1-0	(1.000)
Florida A&M.....	1-0	(1.000)
Furman.....	1-0	(1.000)

Georgia.....	1-1	(.500)
Georgia Southern.....	1-0	(1.000)
Grambling State.....	2-1	(.667)
Harvard.....	1-0	(1.000)
Idaho.....	1-2	(.333)
Idaho State.....	1-0	(1.000)
Iona.....	1-0	(1.000)
Iowa.....	0-1	(.000)
Iowa State.....	18-10	(.643)
IPFW.....	1-0	(1.000)
Kansas.....	15-12	(.555)
Kansas State.....	20-7	(.741)
Kent State.....	1-0	(1.000)
Lehigh.....	1-0	(1.000)
Lipscomb.....	1-0	(1.000)
Long Beach State.....	1-0	(1.000)
Mankato State.....	1-0	(1.000)
Marquette.....	1-0	(1.000)
Maryland-Baltimore County.....	1-0	(1.000)
Mesa.....	1-0	(1.000)
Miami (Ohio).....	1-0	(1.000)
Michigan State.....	2-1	(.667)
Minnesota*.....	3-3	(.500)
Mississippi.....	1-0	(1.000)
Missouri.....	14-13	(.519)
Missouri-St. Louis.....	1-0	(1.000)
Missouri Southern.....	1-0	(1.000)
Missouri Western.....	1-0	(1.000)
Monmouth.....	1-0	(1.000)
Montana.....	1-0	(1.000)
Montana State.....	2-0	(1.000)
Morehead State.....	1-0	(1.000)
Murray State.....	0-1	(.000)
Nebraska-Omaha.....	1-0	(1.000)
Nevada.....	1-0	(1.000)

New Orleans.....	1-0	(1.000)
North Carolina A&T.....	2-0	(1.000)
North Texas.....	1-0	(1.000)
NE Missouri State.....	2-0	(1.000)
Northeastern Illinois.....	2-0	(1.000)
Northern Illinois.....	2-0	(1.000)
Northern Iowa.....	2-1	(.667)
NW Missouri State.....	4-0	(1.000)
Ohio.....	1-0	(1.000)
Ohio State.....	0-1	(.000)
Oklahoma.....	11-13	(.458)
Oklahoma State.....	18-8	(.692)
Oral Roberts.....	2-0	(1.000)
Oregon.....	1-0	(1.000)
Oregon State.....	1-0	(1.000)
Pacific.....	1-0	(1.000)
Penn State.....	1-1	(.500)
Pepperdine.....	1-0	(1.000)
Pittsburgh.....	1-0	(1.000)
Portland.....	1-0	(1.000)
Portland State.....	1-0	(1.000)
Purdue.....	0-1	(.000)
Sacramento State.....	3-0	(1.000)
Sam Houston State.....	3-1	(.750)
San Francisco.....	1-0	(1.000)
San Jose State.....	1-0	(1.000)
Sonoma State.....	1-0	(1.000)
South Dakota.....	3-0	(1.000)
South Dakota State.....	2-0	(1.000)
Southern Colorado.....	1-0	(1.000)
Southern Illinois.....	1-0	(1.000)
Southern Utah.....	2-0	(1.000)
SW Missouri State.....	1-0	(1.000)
SW Texas State.....	1-0	(1.000)
TCU.....	1-0	(1.000)
Tennessee Tech.....	1-0	(1.000)
Texas.....	3-3	(.500)
Texas A&M.....	5-1	(.833)
Texas-Arlington.....	1-0	(1.000)
Texas-San Antonio.....	5-0	(1.000)
Texas Tech.....	4-1	(.800)
Toledo.....	1-0	(1.000)
Tulane.....	1-0	(1.000)
Tulsa.....	0-1	(.000)
UMKC.....	5-1	(.833)
UNC Greensboro.....	2-0	(1.000)
UNC Wilmington.....	1-0	(1.000)
UNLV.....	1-0	(1.000)
USC.....	1-0	(1.000)
Utah State.....	1-0	(1.000)
Wagner.....	1-0	(1.000)
Washington.....	2-0	(1.000)
Washington State.....	1-1	(.500)
Weber State.....	1-0	(1.000)
Western Carolina.....	0-1	(.000)
Western Illinois.....	4-0	(1.000)
Wichita State.....	1-0	(1.000)
Winthrop.....	2-0	(1.000)
Wisconsin.....	2-0	(1.000)
UW-Green Bay.....	1-0	(1.000)
UW-Oshkosh.....	1-0	(1.000)
UW-Stevens Point.....	2-0	(1.000)
UW-Stout.....	1-0	(1.000)
Wyoming.....	4-1	(.800)
Wofford.....	1-0	(1.000)

Non-Conference Totals..... 192-29 (.869)
Conference..... 125-71 (.638)**

All-Time Record..... 317-100 (.760)

*Minnesota later forfeited one game to NU
 **Includes Big Eight Tournament games

At BDSC Season	Overall		Conference		Losses
	W-L	Pct.	W-L	Pct.	
1976-77	7-4	.636	5-2	.714	Iowa, Minnesota, Kansas State, Oklahoma
1977-78	15-2	.882	5-2	.714	Iowa State, Oklahoma
1978-79	9-2	.818	6-1	.857	Purdue, Iowa State
1979-80	14-2	.875	5-2	.714	Missouri, Colorado
1980-81	11-4	.733	6-1	.857	Wyoming, Idaho, Colorado (twice)
1981-82	11-3	.786	5-2	.714	Arkansas, Missouri, Kansas State
1982-83	17-1	.944	6-1	.857	Missouri
1983-84	11-6	.647	3-4	.429	Texas Tech, Missouri, Oklahoma, Kansas, Iowa State, Kansas State (B&T)
1984-85	12-3	.800	5-2	.714	Washington State, Kansas, Oklahoma
1985-86	10-5	.667	4-3	.571	Cal-Irvine, Georgia, Kansas, Missouri, Kansas State
1986-87	15-2	.882	5-2	.714	Missouri, Oklahoma
1987-88	8-6	.571	3-4	.429	Ohio State, Grambling State, Oklahoma State, Oklahoma, Iowa State, Kansas State
1988-89	14-4	.778	4-3	.571	Michigan State, Oklahoma, Kansas State, Missouri
1989-90	9-6	.600	2-5	.286	Idaho, Kansas, Missouri, Iowa State, Oklahoma State, Oklahoma
1990-91	14-1	.933	6-1	.857	Oklahoma State
1991-92	14-2	.875	5-2	.714	Missouri, Oklahoma
1992-93	14-2	.875	5-2	.714	Kansas State, Oklahoma State
1993-94	13-3	.813	5-2	.714	Texas, Missouri, Oklahoma
1994-95	11-6	.647	2-5	.286	Missouri, Oklahoma State, Kansas, Colorado, Iowa State, Penn State (NIT)
1995-96	11-5	.688	3-4	.429	Northern Iowa, Kansas, Iowa State, Oklahoma State, Oklahoma
1996-97	13-3	.813	6-2	.750	Minnesota, Iowa State, Kansas
1997-98	13-2	.867	6-2	.750	Kansas, Kansas State
1998-99	12-4	.750	6-2	.750	Tulsa, Minnesota, Texas, Oklahoma State
1999-2000	10-6	.625	4-4	.500	Western Carolina, San Francisco, Iowa State, Missouri, Oklahoma, Kansas
2000-01	8-6	.571	5-3	.625	Missouri-Kansas City, Murray State, Creighton, Iowa State, Colorado, Kansas
2001-02	12-4	.750	5-3	.625	Sam Houston State, Oklahoma, Missouri, Kansas
2002-03	9-6	.600	3-5	.375	Creighton, Texas A&M, Missouri, Kansas, Oklahoma State, Texas
27-Years	317-100	.760	*125-71	.638	

Conference record does not include 4-2 record in Big Eight Conference Tournament games played at the Devaney Center.

Bob Devaney Sports Center Records

Nebraska Individual

Points:

40, Rich King vs. Northern Illinois, Feb. 18, 1991

Field Goals:

15, Andre Smith vs. Wisconsin-Oshkosh, Jan. 4, 1980 (18 att.)

Field Goal Attempts:

27, Tyronn Lue vs. Missouri, Feb. 18, 1998 (10 made)

Field Goals, No Misses:

9, Dave Hoppen vs. Southern Illinois, Nov. 26, 1985

9, Venson Hamilton vs. Iowa State, Feb. 3, 1996

Three-Point Field Goals:

8, Cary Cochran vs. Baylor, Feb. 27, 2002 (13 att.)

Three-Point Field Goals Attempted:

13, Cary Cochran vs. Baylor, Feb. 27, 2002 (8 made)

Three-Point Field Goal Percentage:

.833, Ray Richardson vs. Sam Houston State, Jan. 6, 1990 (5-6)

.833, Erick Strickland vs. Missouri, Jan. 30, 1993 (5-6, OT)

Free Throws:

16, Eric Johnson vs. Creighton, Nov. 26, 1988 (18 att.)

16, Rich King vs. Northern Illinois, Feb. 18, 1991 (19 att.)

Free Throw Attempts:

19, Rich King vs. Northern Illinois, Feb. 18, 1991 (16 made)

Free Throws, No Misses:

15, Jack Moore vs. Oklahoma State, Feb. 10, 1982

Rebounds:

21, Kimani Ffriend vs. Oral Roberts, Dec. 22, 1999

Assists:

14, Brian Carr vs. California-Irvine, Dec. 2, 1985

Blocked Shots:

9, Mikki Moore vs. Coppin State, Dec. 6, 1996

Steals:

8, Greg Downing vs. Missouri-Kansas City, Dec. 8, 1982

8, Cookie Belcher vs. Oklahoma State, Feb. 7, 2001

Minutes:

60, Jack Moore and Andre Smith vs. Ala.-Birmingham, Dec. 22, 1979 (4OT)

Opponent Individual

Points:

43, Harold Miner for USC, Nov. 25, 1991

Field Goals:

16, Ron Kellogg for Kansas, Feb. 2, 1985 (19 att.)

Field Goal Attempts:

34, Harold Miner for USC, Nov. 25, 1991 (15 made)

Field Goals, No Misses:

7, Gary Taylor for Southern Colorado, Nov. 29, 1984

Three-Point Field Goals:

8, Brad Soucie for Eastern Michigan vs. Pittsburgh, March 18, 1988 (NCAA, 14 att.)

8, Randy Rutherford for Oklahoma State, Feb. 1, 1995 (14 att.)

8, Jerald Brown for Texas A&M, Jan. 11, 1997 (10 att.)

8, Devin Brown for UT-San Antonio, Nov. 28, 2001 (14 att.)

Three-Point Field Goals Attempted:

15, Nathan Binam for Oral Roberts, Dec. 22, 1999 (5 made)

Three-Point Field Goal Percentage:

.833, Matt Roggenburk for Creighton, Nov. 26, 1988 (5-6)

Free Throws:

16, Tyray Pearson for Iowa State, Jan. 26, 2002 (20 att.)

Free Throw Attempts:

20, Tyray Pearson for Iowa State, Jan. 26, 2002 (16 made)

Free Throws, No Misses:

12, Jeff Hornacek for Iowa State, Feb. 18, 1984

Rebounds:

20, Jerome Lane for Pittsburgh vs. Vanderbilt, March 20, 1988 (NCAA)

Assists:

14, Jeff Bowling for Air Force vs. Pepperdine, Dec. 1, 1989

Blocked Shots:

6, Wendell Williams for North Texas vs. Army, Dec. 3, 1988

Steals:

8, Jose Winston for Colorado, Jan. 23, 1999

Minutes Played:

58, Keith McCord for Alabama-Birmingham, Dec. 22, 1979 (4OT)

Nebraska Team

Points in a Game:

117, vs. Harvard, Dec. 1, 1989

Fewest Points in a Game:

39, vs. Kansas State, March 7, 1984

Points in a Half:

66, vs. Oklahoma, Feb. 16, 1991 (2nd)

Fewest Points in a Half:

15, vs. Kansas State, March 7, 1984 (2nd)

Margin of Victory:

52, vs. Southwest Missouri State, Jan. 15, 1983

Field Goals:

48, vs. Montana State, Dec. 23, 1977 (87 att.)

48, vs. Eastern Washington, Jan. 14, 1984 (80 att.)

Field Goal Attempts:

88, vs. Tennessee Tech, Dec. 14, 1990 (45 made)

Field Goal Percentage:

.750, vs. Nebraska-Omaha, Jan. 25, 1988 (42-56)

Lowest Field Goal Percentage:

.246, vs. Oklahoma, Jan. 16, 2002 (16-65)

Three-Point Field Goals:

18, vs. Kansas, Feb. 24, 2002 (37 att.)

Three-Point Field Goals Attempted:

37, vs. Kansas, Feb. 24, 2002 (18 made)

Three-Point Field Goal Percentage:

.667, vs. Chicago State, Jan. 16, 1990 (8-12)

.667, vs. Western Illinois, Nov. 19, 1997 (10-15)

.667, vs. Pacific, Jan. 4, 2000 (10-15)

Free Throws:

43, vs. Texas, Jan. 3, 1996 (59 att.)

Fewest Free Throws:

1, vs. Kansas State, Jan. 21, 1989 (6 att.)

Free Throw Attempts:

59, vs. Texas, Jan. 3, 1996 (43 made)

Fewest Free Throws Attempted:

3, vs. Missouri, Jan. 16, 1982 (2 made)

Free Throw Percentage:

.939, vs. Oklahoma State, Feb. 10, 1982 (31-33)

Rebounds:

72, vs. Oklahoma, Jan. 27, 1992

Fewest Rebounds:

14, vs. Missouri, Feb. 26, 1983

Personal Fouls:

34, vs. Kansas, Jan. 8, 1990

Fewest Personal Fouls:

9, vs. Chicago State, Jan. 16, 1990

9, vs. North Carolina A&T, Nov. 28, 1998

9, vs. Baylor, Jan. 22, 2000

Disqualifications:

3, several times

Assists:

36, vs. Montana State, Dec. 23, 1977

Turnovers:

30, vs. Texas, Jan. 3, 1996

Fewest Turnovers:

4, vs. Kansas State, Feb. 3, 1982

4, vs. Oklahoma, Feb. 2, 1983

Blocked Shots:

15, vs. Coppin State, Dec. 6, 1996

Steals:

22, vs. Florida A&M, Dec. 20, 1993

INTRODUCTION

OUTLOOK

PLAYERS

COACHES

STAFF

OPPONENTS

REVIEW

RECORDS

HISTORY

Bob Devaney Sports Center Records

Opponent Team

Points in a Game:

111, by Missouri, Jan. 13, 1990

Fewest Points in a Game:

41, by Kansas State, March 7, 1984
41, by Delaware State, Dec. 20, 1995

Points in a Half:

62, by Missouri, Jan. 13, 1990 (2nd) by Oklahoma State, Feb. 14, 1990 (2nd)

Fewest Points in a Half:

12, by Arkansas, March 17, 1987 (NIT)

Margin of Victory:

30, by Kansas, Feb. 1, 2003 (81-51)

Field Goals:

43, by Pittsburgh vs. Eastern Michigan, March 18, 1988 (NCAA, 69 att.)

Field Goal Attempts:

85, by Tennessee Tech, Dec. 14, 1990

Field Goal Percentage:

.771, by Kansas State, Feb. 3, 1982 (27-35)

Lowest Field Goal Percentage:

.230, by Delaware State, Dec. 20, 1995

Three-Point Field Goals:

15, by Northern Iowa, Dec. 16, 1995

Three-Point Field Goals Attempted:

37, by Baylor, Feb. 14, 1998 (9 made)

Three-Point Field Goal Percentage:

.750, by Creighton, Nov. 26, 1988 (9-12)

Free Throws:

44, by Oklahoma State, Feb. 14, 1990 (52 att.)

Fewest Free Throws:

1, by Illinois State vs. Alabama, March 16, 1984 (NCAA, 2 att.)
1, by Kansas vs. Wake Forest, March 18, 1984 (NCAA, 2 att.)
1, by Baylor, Jan. 22, 2000

Free Throw Attempts:

52, by Oklahoma State, Feb. 14, 1990 (44 made)

Fewest Free Throw Attempts:

2, three times, most recently by Kansas vs. Wake Forest, March 18, 1984 (NCAA, 1 made)

Free Throw Percentage:

1.000, by Kansas, Jan. 26, 1977 (11-11)
1.000, by Colorado, Feb. 16, 1980 (14-14)
1.000, by Colorado, Jan. 21, 1981 (12-12)

Rebounds:

54, by Bowling Green vs. Alabama State, Dec. 14, 1990
54, by Florida A&M, Dec. 20, 1994

Fewest Rebounds:

15, by Wisconsin-Stevens Point, Jan. 9, 1985

Personal Fouls:

38, by Texas, Jan. 3, 1996

Fewest Fouls:

7, by Wake Forest vs. Kansas, March 18, 1984 (NCAA)

Disqualifications:

5, by Pepperdine, Dec. 2, 1989

Assists:

29, by Pittsburgh vs. Eastern Michigan, March 18, 1988 (NCAA)

Turnovers:

35, by Denver, Nov. 26, 1982

Fewest Turnovers:

6, by Vanderbilt vs. Pittsburgh, March 20, 1988 (NCAA)

Blocked Shots:

13, by Kansas State, Jan. 15, 1997

Steals:

17, by Eastern Washington, Dec. 3, 1979

Devaney Center Overtime Games

(NU holds a 16-3 record)

Jan. 27, 1979	Nebraska 66, Kansas 64
Dec. 22, 1979	Nebraska 92, Alabama-Birmingham 84 (4OT)
Jan. 23, 1980	Nebraska 74, Oklahoma State 73
March 8, 1980	Louisville 71, Kansas State 69 (NCAA)
March 8, 1980	Missouri 87, Notre Dame 84 (NCAA)
Nov. 28, 1980	Wyoming 62, Nebraska 59
Feb. 8, 1984	Nebraska 54, Oklahoma State 52
Jan. 3, 1987	Nebraska 70, Creighton 55
Feb. 28, 1987	Nebraska 83, Kansas 81
Jan. 6, 1988	Grambling State 71, Nebraska 68
March 20, 1988	Vanderbilt 80, Pittsburgh 74 (NCAA)
Dec. 3, 1988	North Texas 82, Army 79 (Ameritas Classic)
Feb. 19, 1992	Nebraska 81, Kansas 79
Jan. 30, 1993	Nebraska 88, Missouri 87
Dec. 10, 1994	Nebraska 96, Michigan State 91
Feb. 25, 1996	Oklahoma 80, Nebraska 76
Jan. 15, 1997	Nebraska 87, Kansas State 77
Feb. 18, 1998	Nebraska 67, Missouri 66
Nov. 23, 1999	Nebraska 81, Eastern Illinois 78 (2OT)
Feb. 7, 2001	Nebraska 78, Oklahoma State 75
Jan. 26, 2002	Nebraska 86, Iowa State 84
Jan. 4, 2003	Nebraska 79, Denver 75
Jan. 18, 2003	Nebraska 80, Colorado 77

All-Time Largest Crowds to See Nebraska

- 25,348 Xavier, at Minneapolis, Minn., March 14, 1991 (NCAA)
- 17,876 Iowa State, at Kansas City, Mo., March 8, 1996 (B8T)
- 17,496 Missouri, at Kansas City, Mo., March 12, 1994 (B8T)
- 17,200 Missouri, at Kansas City, Mo., March 5, 1982 (B8T)
- 17,153 Oklahoma, at Kansas City, Mo., March 8, 1991 (B8T)
- 17,104 Kansas State, at Kansas City, Mo., Feb. 29, 1980 (B8T)
- 17,100 Kansas, at Kansas City, Mo., March 7, 1998 (B12T)
- 17,100 Kansas, at Kansas City, Mo., March 5, 1999 (B12T)
- 17,082 Missouri, at Kansas City, Mo., March 11, 1983 (B8T)
- 16,985 Iowa State, at Kansas City, Mo., March 8, 1986 (B8T)

Devaney Center Attendance

Year	Total			Conference		
	G	Att.	Avg.	G	Att.	Avg.
1976-77	11	106,868	9,715	7	74,243	10,606
1977-78	17	172,892	10,170	7	90,514	12,931
1978-79	11	131,769	11,979	7	87,502	12,500
1979-80	16	145,626	9,102	7	79,015	11,288
1980-81	15	136,483	9,099	7	82,009	11,716
1981-82	14	143,819	10,273	7	79,329	11,333
1982-83	18	195,333	10,852	7	86,511	12,359
1983-84	17	173,721	10,219	7	82,233	11,746
1984-85	15	176,045	11,736	7	95,221	13,603
1985-86	15	146,117	9,741	7	78,208	11,173
1986-87	17	197,395	11,611	7	81,680	11,669
1987-88	14	159,100	11,364	7	90,875	12,982
1988-89	18	193,545	10,753	7	87,283	12,469
1989-90	15	150,190	10,013	7	81,894	11,699
1990-91	15	199,605	13,307	7	100,740	14,391
1991-92	16	207,950	12,997	7	100,079	14,297
1992-93	16	*213,715	*13,357	7	100,620	14,374
1993-94	16	212,447	13,278	7	*100,973	*14,475
1994-95	17	202,688	11,923	7	95,768	13,681
1995-96	16	168,225	10,514	7	87,065	12,438
1996-97	16	174,119	10,882	8	99,167	12,396
1997-98	15	141,472	9,431	8	87,060	10,883
1998-99	16	146,653	9,166	8	77,477	9,685
1999-2000	16	117,466	7,342	8	70,321	8,790
2000-01	14	122,602	8,757	8	77,057	9,632
2001-02	16	130,053	8,128	8	78,637	9,830
2002-03	15	121,179	8,079	8	70,264	8,783
Totals	417	4,387,077	10,520	196	2,251,708	11,488

+Does not include tournament games; *Single-season record

Largest Crowd to See Nebraska in the Devaney Center

15,038, vs. Oklahoma State, 1980-81

Smallest Crowd to See Nebraska in the Devaney Center

3,571, vs. Montana, Dec. 23, 1980

Big Eight/Big 12 Tournament Results

INTRODUCTION

OUTLOOK

PLAYERS

COACHES

STAFF

OPPONENTS

REVIEW

RECORDS

HISTORY

1977 (NU: 0-1)
Nebraska 58, at Kansas 61
Champion: Kansas State
(11-3 Big Eight, 23-8 Overall)
Tournament Champion: Kansas State

1978 (NU: 1-1)
Nebraska 71, Oklahoma State 63
Nebraska 58, Missouri 61
Champion: Kansas (13-1, 24-5)
Tournament Champion: Missouri

1979 (NU: 0-1)
Nebraska 60, at Kansas State 61 (2OT)
Champion: Oklahoma (10-4, 21-10)
Tournament Champion: Oklahoma

1980 (NU: 1-1)
Nebraska 75, Oklahoma 68
Nebraska 59, Kansas State 60
Jack Moore, All-Tournament
Champion: Missouri (11-3, 25-6)
Tournament Champion: Kansas State

1981 (NU: 0-1)
Nebraska 66, Colorado 70
Champion: Missouri (10-4, 22-10)
Tournament Champion: Kansas

1982 (NU: 1-1)
Nebraska 60, Oklahoma State 49
Nebraska 53, Missouri 58
Champion: Missouri (12-2, 27-4)
Tournament Champion: Missouri

1983 (NU: 1-1)
Nebraska 94, Iowa State 71
Nebraska 63, Missouri 69
Champion: Missouri (12-2, 26-8)
Tournament Champion: Oklahoma St.

1984 (NU: 0-1)
Nebraska 39, Kansas State 41
Champion: Oklahoma St. (13-1, 29-5)
Tournament Champion: Kansas

1985 (NU: 0-1)
Nebraska 69, at Kansas 74
Champion: Oklahoma (13-1, 31-6)
Tournament Champion: Oklahoma

1986 (NU: 1-1)
Nebraska 82, Oklahoma State 75
Nebraska 58, Iowa State 75
Bernard Day, All-Tournament
Champion: Kansas (13-1, 35-4)
Tournament Champion: Kansas

1987 (NU: 0-1)
Nebraska 45, Kansas State 47
Champion: Missouri (11-3, 24-10)
Tournament Champion: Missouri

1988 (NU: 0-1)
Nebraska 70, Kansas State 75
Champion: Oklahoma (12-2, 35-4)
Tournament Champion: Oklahoma

1989 (NU: 0-1)
Nebraska 70, Missouri 98
Champion: Oklahoma (12-2, 30-6)
Tournament Champion: Missouri

1990 (NU: 0-1)
Nebraska 65, Oklahoma 78
Champion: Missouri (12-2, 26-6)
Tournament Champion: Oklahoma

1991 (NU: 2-1)
Nebraska 117, Oklahoma 113 (OT)
Nebraska 87, Kansas 83
Nebraska 82, Missouri 90
Clifford Scales and Tony Farmer,
All-Tournament
Champions: Oklahoma State
(10-4, 24-8), Kansas (10-4, 27-8)
Tournament Champion: Missouri

1992 (NU: 0-1)
Nebraska 85, Oklahoma 107
Champion: Kansas (11-3, 27-5)
Tournament Champion: Kansas

1993 (NU: 0-1)
Nebraska 45, Kansas State 47
Champion: Kansas (11-3, 29-7)
Tournament Champion: Missouri

1994 (NU: 3-0)
Nebraska 105, Oklahoma 88
Nebraska 98, Missouri 91
Nebraska 77, Oklahoma State 66
Eric Piatkowski (MVP), Bruce
Chubick, Jaron Boone,
All-Tournament
Champion: Missouri (14-0, 28-4)
Tournament Champion: Nebraska

1995 (NU: 0-1)
Nebraska 48, Oklahoma State 68
Champion: Kansas (11-3, 25-6)
Tournament Champion: Oklahoma St.

1996 (NU: 0-1)
Nebraska 60, Iowa State 62
Champion: Kansas (12-2, 29-5)
Tournament Champion: Iowa State

1997 (NU: 0-1)
Nebraska 72, Missouri 78
Champion: Kansas (15-1, 34-2)
Tournament Champion: Kansas

1998 (NU: 1-1)
Nebraska 65, Baylor 46
Nebraska 59, Kansas 91
Champion: Kansas (15-1, 35-4)
Tournament Champion: Kansas

1999 (NU: 1-1)
Nebraska 69, Texas Tech 50
Nebraska 53, Kansas 77
Champion: Texas (19-13, 13-3)
Tournament Champion: Kansas

2000 (NU: 0-1)
Nebraska 55, Baylor 63
Champion: Iowa State (32-5, 14-2)
Tournament Champion: Iowa State

2001 (NU: 0-1)
Nebraska 68, Kansas State 72
Champion: Iowa State (25-6, 13-3)
Tournament Champion: Oklahoma

2002 (NU: 0-1)
Nebraska 60, Colorado 67
Champion: Kansas (27-2, 16-0)
Tournament Champion: Oklahoma

2003 (NU: 0-1)
Nebraska 61, Missouri 70
Champion: Kansas (30-8, 14-2)
Tournament Champion: Oklahoma

Nebraska By Round

First*

Home:	0-0
Away:	0-0
K.C.:	1-5
Dallas:	0-1
All-Time:	1-6

Quarterfinals:

Home:	4-2
Away:	0-3
K.C.:	4-9
All-Time:	8-14

Semifinals

Home:	0-0
Away:	0-0
K.C.:	2-6
All-Time:	2-6

Championship

Home:	0-0
Away:	0-0
K.C.:	1-1
All-Time:	1-1

Totals

Home:	4-2
Away:	0-3
K.C.:	8-21
Dallas:	0-1
All-Time:	12-27

*-First round refers to opening round of Big 12 tourney; quarterfinals are opening round of Big Eight tourney, quarterfinals of Big 12.

Nebraska's All-Time Conference Tournament Record vs. Opponents

NU Opponent	League		Overall In Kemper	Overall In K.C.
	League Tourney	Tourney In Kemper		
Baylor	1-1	1-1	1-1	1-1
Colorado	0-2	0-1	0-3	1-14
Iowa State	1-2	0-2	1-2	5-8
Kansas	1-4	1-2	1-4	4-16
Kansas State	0-7	0-5	0-7	3-17
Missouri	1-7	1-6	2-6	9-12
Oklahoma	3-2	2-2	7-2	14-5
Oklahoma State	4-1	2-1	4-1	12-6
Texas Tech	1-0	1-0	1-0	1-0
Others				4-4

Tournament Titles by School (titles/final game appearances): Kansas (7/12); Missouri (6/9); Oklahoma (6/11); Kansas State (2/6); Oklahoma State (2/5); Iowa State (2/5); Nebraska (1/2); Colorado (0/1)

Big 12 in Postseason Play

Team	NCAA			NIT			Overall		
	App.	W-L	Pct.	App.	W-L	Pct.	App.	W-L	Pct.
Kansas	32	70-32	.686	2	3-2	.600	34	73-34	.682
Kansas State	22	27-26	.509	5	4-6	.400	*28	31-32	.492
Oklahoma	23	30-22	.577	6	9-6	.600	27	39-28	.582
Oklahoma St.	20	31-19	.620	7	6-8	.429	26	37-27	.578
Missouri	21	18-21	.462	4	1-4	.200	*24	19-25	.432
Texas	21	24-24	.500	4	6-3	.667	23	30-27	.526
Nebraska	6	0-6	.000	12	20-11	.655	18	20-17	.541
Colorado	10	9-12	.400	6	8-5	.615	16	17-17	.500
Iowa State	12	11-12	.478	2	1-2	.333	14	12-14	.462
Texas Tech	11	5-12	.417	3	4-3	.571	13	9-15	.600
Texas A&M	6	3-7	.300	5	4-5	.444	11	7-12	.368
Baylor	4	3-6	.333	3	0-3	.000	7	3-9	.250

*Includes 0-1 record in Commissioner's Invitational Tournament. NCAA District playoff games are not included in NCAA Tournament records.

Nebraska Conference Tournament Records

Individual Game

Points–42; Eric Piatkowski vs. Oklahoma, 1994
 Opponent–34; Jeff Webster, Oklahoma, 1994
Field Goals–14; Eric Piatkowski vs. Oklahoma, 1994 (23 att.)
 Opponent–12; Jeff Webster, Oklahoma, 1994 (21 att.)
Field Goal Attempts–23; Eric Piatkowski vs. Oklahoma, 1994 (14 made); Tyronn Lue vs. Missouri, 1997 (10 made)
 Opponent–21; John Douglas, Kansas, Feb. 26, 1977 (9 made); Jeff Webster, Oklahoma, 1994 (12 made); Larry Reid, Kansas State, March 3, 2001 (10 made)
Field Goals, No Misses–6; Andre Smith vs. Colorado, 1981
 Opponent–8; Ed Nealy, Kansas State, 1980
Three-Point Field Goals–6; Cary Cochran vs. Colorado, 2002 (11 att.)
 Opponent–6; Randy Rutherford, Oklahoma State, 1994 (11 att.); Blair Wilson, Colorado, 2002 (11 att.)
Three-Point Field Goal Attempts–11; Cary Cochran vs. Colorado, 2002 (6 made)
 Opponent–14; Mark Atkins, Missouri, 1994 (4 made)
Three-Point Field Goal Pct.–1.000; Clifford Scales vs. Oklahoma, 1991 (3-3)
 Opponent–.750; Askia Jones, Kansas State, 1993 (3-4)
Free Throws–13; Tony Farmer, vs. Kansas, 1991 (16 att.)
 Opponent–12; Doug Smith, Missouri, 1991 (14 att.)
Free Throw Attempts–16; Tony Farmer vs. Kansas, 1991 (13 made)
 Opponent–14; Doug Smith, Missouri, 1991 (12 made)
Free Throws Made, No Misses–*12; Tony Farmer vs. Oklahoma, 1991
 Opponent–11; Mark Tucker, Oklahoma State, 1978
Rebounds–16; Bruce Chubick vs. Oklahoma, 1994
 Opponent–14; Fred Burley, Oklahoma State, 1994; Stephane Pelle, Colorado, 2002
Assists–14; Brian Carr at Kansas, 1985
 Opponent–9; Lee Coward, Missouri, 1989
Blocked Shots–5; Derrick Chandler vs. Kansas State, 1993
 Opponent–*8; John Flippen, Baylor, 2000
Steals–*8; Venson Hamilton vs. Texas Tech, 1999
 Opponent–6; Nick Bradford, Kansas, 1998
Minutes–*50; Andre Smith and Brian Banks at Kansas State, 1979
 Opponent–*50; Glenn Marshall, Kansas State, 1979
 *Indicates overall tournament record

Individual Career

Points–136; Eric Piatkowski, 1991-94 (8 games)
Field Goals–45; Eric Piatkowski, 1991-94 (110 att., 8 games)
Field Goal Attempts–110; Eric Piatkowski, 1991-94 (45 made, 8 games)
Field Goal Percentage–.667; Mike Naderer, 1978-81 (24-36, 6 games)
Three-Point Field Goals–13; Eric Piatkowski, 1991-94 (47 att., 8 games); Erick Strickland, 1993-96 (30 att., 6 games)
Three-Point Field Goal Attempts–47; Eric Piatkowski, 1991-94 (13 made, 8 games)
Three-Point Field Goal Pct.–.556; Eric Johnson, 1988-89 (5-9, 2 games)
Free Throws–33; Eric Piatkowski, 1991-94 (41 att., 8 games)
Free Throw Attempts–41; Eric Piatkowski, 1991-94 (33 made, 8 games)
Free Throw Percentage–.900; Jack Moore, 1980-82 (27-30, 5 games)
Rebounds–48; Venson Hamilton, 1996-99 (6 games)
Assists–29; Brian Carr, 1984-87 (5 games)
Blocked Shots–15; Venson Hamilton, 1996-99 (6 games)
Steals–15; Venson Hamilton, 1996-99 (6 games)
Minutes Played–255; Eric Piatkowski, 1991-94 (8 games)
Minutes Per Game–*40.75; Brian Banks, 1977-79 (163 in 4 games)
 *Indicates overall tournament record

Team Game

Points–117; vs. Oklahoma, 1991 (OT)
 Opponent–113; Oklahoma, 1991 (OT)
Points in Half–59; vs. Oklahoma, 1991 (2nd)
 Opponent–59; Missouri, 1994 (2nd)
Field Goals–38; vs. Oklahoma, 1991 (84 att.)
 Opponent–39; Missouri, 1989 (68 att.); Oklahoma, 1992 (73 att.)
Field Goal Attempts–84; vs. Oklahoma, 1991 (38 made)
 Opponent–82; Missouri, 1994 (32 made)
Field Goal Percentage–.646; vs. Oklahoma State, 1986 (31-48)
 Opponent–.610; Missouri, 1983 (25-41)
Three-Point Field Goals–10; vs. Missouri, 1994 (24 att.); vs. Missouri, 2003 (33 att.)
 Opponent–12; Baylor, 2000 (27 att.)

Three-Point Field Goals Attempted–*33; vs. Missouri, 2003 (10 made)
 Opponent–28; Missouri, 1994 (7 made)
Three-Point Field Goal Pct.–.571; vs. Kansas, 1991 (4-7)
 Opponent–.692; Oklahoma, 1992 (9-13)
Free Throws–34; vs. Iowa State, 1983 (42 att.); Oklahoma, 1991 (41 att.)
 Opponent–37; Oklahoma, 1991 (51 att.)
Free Throw Attempts–42; vs. Iowa State, 1983 (34 made)
 Opponent–*51; Oklahoma, 1991 (37 made)
Free Throw Percentage–.818; vs. Kansas State, 1988 (9-11); vs. Missouri, 1994 (18-22)
 Opponent–.923; Missouri, 1991 (12-13)
Rebounds–55; vs. Oklahoma, 1991
 Opponent–53; Kansas, 1998
Assists–22; vs. Oklahoma State, 1986
 Opponent–26; Kansas, 1998
Blocked Shots–10; vs. Iowa State, 1996
 Opponent–9; Baylor, 2000; Colorado, 2002
Steals–*23; vs. Texas Tech, 1999
 Opponent–15; Kansas, 1999
 *Indicates overall tournament record



Andre Smith helped lead the Huskers to two postseason appearances during his career, including the Huskers' second NIT appearance in 1978.

INTRODUCTION

OUTLOOK

PLAYERS

COACHES

STAFF

OPPONENTS

REVIEW

RECORDS

HISTORY

Nebraska Postseason Records

Individual Game

Points—33, Tom Baack vs. Marshall, March 13, 1967
Opponent—46, George Stone, Marshall, March 13, 1967

Field Goals—13, Tom Baack vs. Marshall, March 13, 1967 (24 att.)
Opponent—20, George Stone, Marshall, March 13, 1967 (38 att.)

Field Goal Attempts—24, Tom Baack vs. Marshall, March 13, 1967 (13 made)
Opponent—38, George Stone, Marshall, March 13, 1967 (20 made)

Field Goal Percentage (min. 5 att.)—1.000, Mikki Moore at Nevada, March 18, 1997 (9-9)
Opponent—.857, Mike Smrek, Canisius, March 13, 1985 (6-7)

Three-Point Field Goals—7, Cary Cochran at TCU, March 15, 1999 (7-9)
Opponent—5, Greg Hill, Washington, March 21, 1987 (13 att.); Ed Louden, Arkansas State, March 16, 1989 (8 att.); Dominick Young, Fresno State, March 22, 1996 (17 att.); Pat Bradley, Arkansas, March 12, 1998 (10 att.)

Three-Point Field Goal Attempts—10, Erick Strickland vs. Georgia, March 16, 1995 (2 made)
Opponent—17, Dominick Young, Fresno State, March 22, 1996 (5 made)

Three-Point Field Goal Pct.—778, Cary Cochran at TCU, March 15, 1999 (7-9)
Opponent—750, Greg Bartram, Penn State, March 21, 1995 (3-4)

Free Throws—13, Dave Hoppen vs. Canisius, March 13, 1985 (16 att.)
Opponent—9, Reggie Miller, UCLA, March 19, 1985 (9 att.)

Free Throw Attempts—16, Dave Hoppen vs. Canisius, March 13, 1985 (13 made)
Opponent—11, Kevin Freeman, Connecticut, March 21, 1997 (7 made)

Free Throws, No Misses—5, Curt Hedberg vs. Utah State, March 8, 1978
Opponent—9, Reggie Miller, UCLA, March 19, 1985

Rebounds—15, Mikki Moore at Nevada, March 18, 1997
Opponent—16, Bob Allen, Marshall, March 13, 1967; 16, Tyrone Corbin, DePaul, March 28, 1983

Assists—10, Clifford Scales vs. Arkansas State, March 16, 1989
Opponent—16, Sam Crawford, New Mexico State, March 19, 1993

Blocked Shots—4, Dave Hoppen vs. TCU, March 24, 1983; Dave Hoppen vs. DePaul, March 28, 1983; Venson Hamilton vs. Washington, March 12, 1997; Venson Hamilton vs. UNLV, March 10, 1999;
Opponent—8, Walter Downing, DePaul, March 28, 1983

Steals—6, Brian Carr vs. Arkansas-Little Rock, March 26, 1987; Cookie Belcher vs. Washington, March 12, 1997; Cookie Belcher vs. Arkansas, March 12, 1998; Cookie Belcher vs. UNLV, March 10, 1999;
Opponent—8, Dominick Young, Fresno State, March 22, 1996

Team Game

Points—91, vs. Colorado State, March 14, 1996
Opponent—119, by Marshall, March 13, 1967

Points in a Half—52, vs. Colorado State, March 14, 1996 (2nd)
Opponent—61, by Marshall, March 13, 1967 (2nd)

Field Goals—37, vs. Marshall, March 13, 1967 (90 att.)
Opponent—46, by Marshall, March 13, 1967 (90 att.)

Field Goal Attempts—90, vs. Marshall, March 13, 1967 (37 made)
Opponent—90, by Marshall, March 13, 1967 (46 made)

Field Goal Percentage—588, vs. Washington State, March 19, 1996 (30-51)
Opponent—621, by TCU, March 15, 1999 (36-58)

Three-Point Field Goals—10, vs. Colorado State, March 14, 1996 (17 att.); 10, at TCU, March 15, 1999 (19 att.)
Opponent—12, by Penn State, March 21, 1995 (28 att.)

Three-Point Field Goal Attempts—24, vs. New Mexico State, March 19, 1993 (8 made)
Opponent—28, by Penn State, March 21, 1995 (12 made)

Three-Point Field Goal Pct.—588, vs. Colorado State, March 14, 1996 (10-17)
Opponent—571, by Arkansas State, March 16, 1989 (8-14)

Free Throws—33, vs. Canisius, March 13, 1985 (41 att.); vs. Tulane, March 26, 1996 (45 att.)
Opponent—29, by Xavier, March 14, 1991 (40 att.)

Free Throw Attempts—45, vs. Tulane, March 26, 1996 (33 made)
Opponent—40, by Xavier, March 14, 1991 (28 made)

Free Throw Percentage—900, at Ohio State, March 20, 1989 (9-10)
Opponent—905, Arkansas, March 12, 1998 (19-21)

Rebounds—49, vs. Connecticut, March 19, 1992
Opponent—63, by Marshall, March 13, 1967

Assists—24, three times, most recently vs. Arkansas State, March 16, 1989
Opponent—26, by TCU, March 15, 1999

Blocked Shots—6, vs. TCU, March 24, 1983; vs. Washington State, March 19, 1996; vs. Fresno State, March 22, 1996; vs. Washington, March 12, 1997
Opponent—10, by DePaul, March 28, 1983; by Connecticut, March 21, 1997; by TCU, March 15, 1999;

Steals—15, vs. Washington, March 12, 1997
Opponent—16, by Tulane, March 26, 1996



Mikki Moore led Nebraska to the 1996 NIT championship game, where the Huskers defeated St. Joseph's, 60-56, to earn their first-ever national title in basketball.

INTRODUCTION

OUTLOOK

PLAYERS

COACHES

STAFF

OPPONENTS

REVIEW

RECORDS

HISTORY

Nebraska Postseason Results

Year	Tournament/Round	Opponent	Result	Site
1948-49	*NCAA Playoff	Oklahoma State	L, 35-52	Kansas City, Mo.
1966-67	NIT/First	Bye		
	Quarterfinals	Marshall	L, 88-119	New York City
1977-78	NIT/First	Utah State	W, 67-66	Lincoln, Neb.
	Quarterfinals	Texas	L, 48-67	Austin, Texas
1979-80	NIT/First	Michigan	L, 69-76	Ann Arbor, Mich.
1982-83	NIT/First	Tulane	W, 72-65	Lincoln, Neb.
	Second	Iona	W, 85-73	Lincoln, Neb.
	Quarterfinals	TCU	W, 67-57	Lincoln, Neb.
	Semifinals	DePaul	L, 58-68	New York City
1983-84	NIT/First	Creighton	W, 56-54	Omaha, Neb.
	Second	Xavier	L, 57-58	Cincinnati, Ohio
1984-85	NIT/First	Canisius	W, 79-66	Lincoln, Neb.
	Second	UCLA	L, 63-82	Los Angeles, Calif.
1985-86	NCAA/First	Western Kentucky	L, 59-67	Charlotte, N.C.
1986-87	NIT/First	Marquette	W, 78-76	Lincoln, Neb.
	Second	Arkansas	W, 78-71	Lincoln, Neb.
	Quarterfinals	Washington	W, 81-76	Lincoln, Neb.
	Semifinals	Southern Mississippi	L, 75-82	New York City
	Third Place	Arkansas-Little Rock	W, 76-67 (OT)	New York City
1988-89	NIT/First	Arkansas State	W, 81-79	Lincoln, Neb.
	Second	Ohio State	L, 74-85	Columbus, Ohio
1990-91	NCAA/First	Xavier	L, 84-89	Minneapolis, Minn.
1991-92	NCAA/First	Connecticut	L, 65-86	Cincinnati, Ohio
1992-93	NCAA/First	New Mexico State	L, 79-93	Syracuse, N.Y.
1993-94	NCAA/First	Pennsylvania	L, 80-90	Uniondale, N.Y.
1994-95	NIT/First	Georgia	W, 69-61	Lincoln, Neb.
	Second	Penn State	L, 59-65	Lincoln, Neb.
1995-96	NIT/First	Colorado State	W, 91-83	Fort Collins, Colo.
	Second	Washington State	W, 82-73	Lincoln, Neb.
	Third	Fresno State	W, 83-71	Fresno, Calif.
	Semifinals	Tulane	W, 90-78	New York City
	Championship	St. Joseph's	W, 60-56	New York City
1996-97	NIT/First	Washington	W, 67-63	Lincoln, Neb.
	Second	Nevada	W, 78-68	Reno, Nev.
	Third	Connecticut	L, 67-76	Storrs, Conn.
1997-98	NCAA/First	Arkansas	L, 65-74	Boise, Idaho
1998-99	NIT/First	UNLV	W, 68-55	Lincoln, Neb.
	Second	TCU	L, 89-101	Fort Worth, Texas

NU Postseason Tournament Summary

In the NCAA Tournament: 0-6 (1986, 1991, 1992, 1993, 1994, 1998)

In the NCAA Playoffs: 0-1* (1949)

In the NIT: 20-11 (1967, 1978, 1980, 1983, 1984, 1985, 1987, 1989, 1995, 1996, 1997, 1999)

All-Time Postseason Record: 20-17

*Playoff game between Big Seven and Missouri Valley Conference champions for berth in eight-team NCAA Tournament field. Not considered to be "official" participation in the NCAA Tournament.



INTRODUCTION

OUTLOOK

PLAYERS

COACHES

STAFF

OPPONENTS

REVIEW

RECORDS

HISTORY

Postseason Tournament Box Scores

1967 NIT

Marshall 119, Nebraska 88

March 13—at New York City

Thundering Herd (119): Stone 20-38 6-6 46, Redd 6-12 5-8 17, Allen 1-2 1-2 3, Davidson 8-17 7-8 23, D'Antoni 9-15 6-6 24, Dawson 0-1 0-0 0, D. Blankenship 1-1 0-0 2, Stepp 0-1 0-0 0, Watson 0-1 0-0 0, K. Blankenship 1-2 2-2 4, Beam 0-0 0-0 0. Team 46-90 27-32 119.

Cornhuskers (88): Tom Baack 13-24 7-9 33, Nate Branch 6-12 2-2 14, Willie Campbell 8-20 1-4 17, Stuart Lantz 4-14 1-2 9, Jim Damm 2-5 1-1 5, Frank Empkey 2-5 0-0 4, Ron Simmons 1-3 0-0 2, Roger Leitner 0-2 0-1 0, Robert Wagner 1-2 0-3 2, Dan Shaver 0-1 0-0 0, Charles Stone 0-2 2-2 2. Team 37-90 14-22 88.

Marshall	58	61	-	119
Nebraska	39	49	-	88

FG%: Marshall 51.1, Nebraska 41.1. FT%: Marshall 84.4, Nebraska 63.6. Rebounds: Marshall 63 (Allen 16, Stone 11), Nebraska 47 (Baack 10). Personal fouls: Marshall 16, Nebraska 19. Fouled out: None. Assists: Marshall 21 (D'Antoni 11), Nebraska 19 (Baack 5). Officials: Lou Eisenstein, Jim Lennon. Attendance: 9,332.

Game Notes: In Huskers' first-ever "official" postseason appearance, Marshall decked NU, 119-88...Thundering Herd set NIT single-game records for points (119) and field goals (46)...George Stone's 46 points were most by college player in Madison Square Garden in 1967, equaled most-ever vs. Huskers...Baack had 33 points in final collegiate game, most points ever for NU player in postseason game...Huskers ended season with 16-9 mark, Marshall went on to a fourth-place tournament finish.

1978 NIT

Nebraska 67, Utah State 66

March 8—at Lincoln, Neb.

Aggies (66): Preston Bailles 1-2 0-0 2, Dean Hunger 7-10 0-0 14, Mike Santos 10-16 0-0 20, Keith McDonald 5-11 3-3 13, Oscar Williams 2-5 3-4 17, Rawlee Perkins 0-0 0-0 0, Gary Furniss 0-0 0-0 0, Brian Jackson 2-2 6-8 10. Team 27-46 12-15 66.

Cornhuskers (67): Terry Novak 2-8 0-0 4, Curt Hedberg 3-8 5-5 11, Carl McPipe 4-9 2-6 10, Brian Banks 5-11 0-0 10, Bob Moore 1-4 0-0 2, Mike Naderer 6-9 0-0 12, Mark McVicker 0-1 0-0 0, Andre Smith 8-11 2-2 18. Team 29-61 9-13 67.

Utah State	36	30	-	66
Nebraska	32	35	-	67

FG%: Utah State 58.7, Nebraska 47.5. FT%: Utah State 80.0, Nebraska 69.2. Rebounds: Utah State 31 (Santos 9), Nebraska 24 (McPipe 7). Personal fouls: Utah State 16, Nebraska 16. Fouled out: Hunger. Assists: Utah State 21 (Williams 9), Nebraska 20 (Novak, Banks 6). Turnovers: Utah State 18, Nebraska 9. Blocked shots: Utah State 3 (Santos 3), Nebraska 0. Steals: Utah State 5 (McDonald 2), Nebraska 10 (Novak, Naderer 3). Officials: Rich Eichhorst and Rich Wanamaker. Attendance: 8,029.

Game Notes: Nebraska picked up school-record tying 22nd victory with first-round NIT victory over Utah State...first NIT appearance for Huskers since 1967...Aggies held 10-point first-half lead, were up four at halftime...game was tied at 62 with 2:34 to play, but McPipe's free throw with 1:52 left gave NU lead for good and its first postseason tournament win ever.

Texas 67, Nebraska 48

March 15—at Austin, Texas


Cornhuskers (48): Terry Novak 2-8 0-0 4, Curt Hedberg 0-5 2-2, Carl McPipe 7-19 2-3 16, Mike Naderer 0-2 2-2 2, Brian Banks 3-7 0-0 6, Bob Moore 0-5 0-0 0, Gerald Myrthil 1-4 0-0 2, Andre Smith 7-10 0-0 14, Sil Despot 1-1 0-0 2. Team 21-61 6-7 48.

Longhorns (67): Ron Baxter 4-6 2-3 10, Tyrone Branyan 4-6 0-0 8, Garry Goodner 6-8 4-5 16, Jim Krivacs 7-15 4-4 18, John Moore 6-9 1-1 13, John Danks 0-0 1-1 2, Tom Nichols 0-0 0-0 0. Team 27-44 13-15 67.

Nebraska	24	24	-	48
Texas	31	36	-	67

FG%: Nebraska 34.4, Texas 61.4. FT%: Nebraska 85.7, Texas 86.7. Rebounds: Nebraska 28 (McPipe 7), Texas 32 (Baxter 13). Personal fouls: Nebraska 15, Texas 13. Fouled out: None. Assists: Nebraska 13 (Novak 3), Texas 13 (Branyan, Moore 4). Turnovers: Nebraska 13, Texas 16. Blocked shots: Nebraska 0, Texas 1 (Baxter 1). Steals: Nebraska 4 (Banks 2), Texas 3 (Branyan, Goodner, Moore 1). Officials: Reggie Copland, Ben Dunn. Attendance: 13,000.

Game Notes: Texas and Coach Abe Lemons ended Nebraska's hopes for a school-record 23rd victory with a 21-point win over the Cornhuskers in Austin...NU trailed by seven at intermission, but shot 27.8 percent from the



Nebraska's 1948-49 team lost to Oklahoma State, 52-35, in a playoff game at Kansas City, Mo., with a berth to the eight-team NCAA Tournament on the line.

INTRODUCTION
OUTLOOK
PLAYERS
COACHES
STAFF
OPPONENTS
REVIEW
RECORDS
HISTORY

floor in the final 20 minutes while the Longhorns connected at a 68.4-percent clip...Huskers pulled within six early in second half, but Texas delivered 16-6 run and never looked back...Longhorns went on to win NIT title...Huskers ended season with 22-8 record.

1980 NIT

Michigan 76, Nebraska 69

March 6—at Ann Arbor, Mich.

Cornhuskers (69): Ray Collins 5-11 4-4 4 14, Tim West 2-5 0-0 1 4, Andre Smith 13-18 4-6 30, Mike Naderer 0-2 1-2 1, Jack Moore 6-11 4-4 16, Greg Downing 1-2 0-0 2, Mark McVicker 1-4 0-0 2. Team 28-53 13-16 69.

Wolverines (76): Mike McGee 12-22 1-1 25, Thad Garner 2-5 1-4 5, Paul Heurman 7-8 2-2 16, Mark Lozier 0-1 0-0 0, Johnny Johnson 7-10 5-6 19, Keith Smith 4-7 3-3 11, Marty Bodnar 0-3 0-0 0, Mark Bodnar 0-0 0-0 0. Team 32-56 12-16 76.

Nebraska	31	38	-	69
Michigan	34	42	-	76

FG%: Nebraska 52.8, Michigan 57.1. FT%: Nebraska 81.2, Michigan 75.0. Rebounds: Nebraska 25 (Smith 12), Michigan 28 (Johnson 7). Personal fouls: Nebraska 16, Michigan 16. Fouled out: Collins, Heurman. Assists: Nebraska 7 (Moore 2), Michigan 9 (Johnson 4). Turnovers: Nebraska 10, Michigan 11. Blocked shots: Nebraska 3 (Collins, Moore, Downing 1), Michigan 2 (Garner, Heurman 1). Steals: Nebraska 4 (Collins 4), Michigan 6 (Lozier, Johnson 2). Officials: Ron Zetcher, Dick Sanders, Jack Savage. Attendance: 9,756.

Game Notes: After a heartbreaking 60-59 loss to Kansas State in semifinals of Big Eight Tournament, Nebraska made second NIT appearance in three seasons...next-to-last game for Michigan coach Johnny Orr, who resigned following the season to become head coach at Iowa State...Huskers' Smith ended career with 30-point, 12-rebound effort...Michigan held 34-31 halftime lead and opened second half with 16-6 run and NU never came closer than three after that...loss ended NU's season at 18-13.

1983 NIT

Nebraska 72, Tulane 65

March 17—at Lincoln, Neb.

Green Wave (65): Paul Thompson 4-15 2-3 10, Elton Webster 6-10 3-4 15, John Williams 4-10 2-2 10, Daryl Moreau 3-7 0-0 6, Howard Jenkins 6-10 0-0 3, Kevin Saulny 2-2 0-0 4, Danny Gauthier 0-1 0-0 0, Curtis Wallace 4-5 0-1 8. Team 29-60 7-10 65.

Cornhuskers (72): Claude Renfro 4-10 2-3 10, Stan Cloudy 10-17 0-0 20, Dave Hoppen 6-10 4-9 16, David Ponce 7-14 2-3 16, Greg Downing 4-7 0-0 8, Eric Williams 0-3 0-0 0, Lenard Johnson 1-1 0-0 2. Team 32-62 8-15 72.

Tulane	35	30	-	65
Nebraska	36	36	-	72

FG%: Tulane 48.3, Nebraska 51.6. FT%: Tulane 70.0, Nebraska 53.3. Rebounds: Tulane 31 (Webster 9), Nebraska 37 (Cloudy 14). Personal fouls: Tulane 16, Nebraska 12. Fouled out: none. Assists: Tulane 18 (Moreau, Jenkins 6), Nebraska 24 (Cloudy 7). Turnovers: Tulane 16, Nebraska 11.



Nebraska's 1983 NIT Semifinal team.

Blocked shots: Tulane 2 (Thompson, Webster 1), Nebraska 0. Steals: Tulane 4 (four with one), Nebraska 9 (Ponce 3). Officials: Jim Harvey, Bob Straface, James Burroughs. Attendance: 12,053.

Game Notes: Nebraska earned first postseason bid in three seasons and picked up first postseason win since 1978 with opening-round victory over Green Wave...Huskers held one-point halftime lead, then used 57.7 percent shooting from the field in the last half to secure the win...Huskers used 12-7 run to take 10-point advantage and Green Wave never got closer than five.

Nebraska 85, Iona 73

March 21—at Lincoln, Neb.

Gaels (73): Tony Hargraves 3-9 2-4 8, Gary Springer 4-5 2-2 10, Bob Coleman 2-4 1-2 5, Rory Grimes 7-13 5-8 19, Steve Burt 9-16 4-5 22, Arnie Russell 4-5 1-2 9, Chris Crockett 0-2 0-0 0, Dan Parascandola 0-0 0-0 0, Mark Hooper 0-0 0-0 0. Team 29-54 15-23 73.

Cornhuskers (85): Claude Renfro 6-8 4-6 16, Stan Cloudy 9-17 6-8 24, Dave Hoppen 6-11 3-5 15, David Ponce 2-5 5-6 11, Greg Downing 4-8 2-4 10, Eric Williams 1-2 0-0 2, Lenard Johnson 2-2 3-5 7, Terry Smith 0-0 0-0 0, Handy Johnson 0-1 0-0 0. Team 31-54 23-34 85.

Iona	39	34	-	73
Nebraska	40	45	-	85

FG%: Iona 53.7, Nebraska 57.4. FT%: Iona 65.2, Nebraska 67.6. Rebounds: Iona 36 (Russell 10), Nebraska 27 (Cloudy 8). Personal fouls: Iona 31, Nebraska 18. Fouled out: Springer, Coleman, Russell. Assists: Iona 11 (Grimes 6), Nebraska 24 (Cloudy, Williams 5). Turnovers: Iona 30, Nebraska 17. Blocked shots: Iona 2 (Springer, Russell 1), Nebraska 5 (L. Johnson 3). Steals: Iona 7 (Burt 3), Nebraska 6 (Renfro 3). Officials: Sonny Holmes, Allie Prescott, Bob McGrath. Attendance: 14,712.

Game Notes: Nebraska advanced to the NIT quarterfinals with a 12-point victory over Iona...Huskers held one-point halftime lead, but visiting Gaels took 47-46 lead on Hargraves' dunk, before Cloudy jumper seconds later gave NU lead for good...Cloudy had second straight 20-point outing with a game-high 24 points.

Nebraska 67, Texas Christian 57

March 24—at Lincoln Neb.

Horned Frogs (57): Doug Arnold 7-17 2-2 16, Nick Cucinella 0-1 0-0 0, Brian Christensen 3-6 0-0 6, Dennis Nutt 4-15 0-0 8, Darrell Browder 11-27 3-6 25, Tom Mortimer 0-1 0-0 0, Kenny Hart 0-0 0-0 0, Johnny Pate 1-1 0-0 2, Paul Kapturkiewicz 0-0 0-0 0. Team 26-68 5-8 57.

Cornhuskers (67): Claude Renfro 1-2 6-9 8, Stan Cloudy 8-13 2-2 18, Dave Hoppen 8-14 0-0 16, David Ponce 2-8 2-3 6, Greg Downing 5-6 0-0 10, Brett Hughes 0-0 0-1 0, Eric Williams 1-1 0-0 2, Lenard Johnson 2-3 1-2 5, Trent Scarlett 0-0 2-2 2. Team 27-47 13-19 67.

Texas Christian	19	38	-	57
Nebraska	36	31	-	67

FG%: Texas Christian 38.2, Nebraska 57.4. FT%: Texas Christian 62.5, Nebraska 68.4. Rebounds: Texas Christian (Arnold 9), Nebraska 31 (Cloudy 9). Personal fouls: Texas Christian 20, Nebraska 17. Fouled out: none. Assists: Texas Christian 7 (Browder 3), Nebraska 23 (Ponce, Downing 7). Turnovers: Texas Christian 15, Nebraska 18. Blocked shots: Texas Christian 3 (Arnold 3), Nebraska 6 (Hoppen 4). Steals: Texas Christian 8 (Arnold 3), Nebraska 4 (Ponce 2). Officials: Jim Desmond, Mike Stockner, Art Willard. Attendance: 14,753.

Game Notes: Nebraska bolted to a 19-8 lead in the game's first eight minutes, and owned 36-19 halftime advantage as Huskers held the Horned Frogs to 27.6 percent shooting from the floor in the opening half...Huskers built lead to as many as 24 in second half, and the closest TCU came was 10 twice...Cloudy again led the way with a team-high 18 points...crowd was largest of the season, allowing Huskers to break the Devaney Center record for total attendance...fans started lining up before 6 a.m. on March 22nd for tickets to game, as the then-14,438-seat Devaney Center sold out in five hours after windows opened at 9 a.m...school-record-tying 22nd win.

DePaul 68, Nebraska 58**March 28—at New York City (Semifinals)**

Blue Demons (68): Tyrone Corbin 5-9 5-7 15, Kevin Holmes 1-4 2-2 4, Brett Burkholder 0-2 3-4 3, Tony Jackson 5-10 7-9 17, Kenny Patterson 2-7 5-7 9, Bernard Randolph 5-13 3-6 13, Walter Downing 2-8 1-2 5, Raymond McCoy 0-1 0-0 0, Jerry McMillan 1-2 0-0 2. Team 21-56 26-37 68.

Cornhuskers (58): Stan Cloudy 2-13 0-0 4, Claude Renfro 5-13 3-4 13, Dave Hoppen 5-13 5-13 15, Greg Downing 3-6 4-4 10, David Ponce 2-5 0-1 4, Eric Williams 2-5 2-2 6, Leonard Johnson 3-6 0-0 6, Terry Smith 0-1 0-0 0, Kenny Walton 0-0 0-0 0. Team 22-62 14-24 58.

DePaul	36	32	-	68
Nebraska	31	27	-	58

FG%: DePaul 37.5, Nebraska 35.5. FT%: DePaul 70.3, Nebraska 58.3. Rebounds: DePaul 48 (Corbin 16), Nebraska 41 (Hoppen 9). Personal fouls: DePaul 19, Nebraska 27. Fouled out: Jackson, Downing, Renfro, Ponce. Assists: DePaul 11 (Patterson 3), Nebraska 18 (Downing 5). Turnovers: DePaul 16, Nebraska 18. Blocked shots: DePaul 10 (Downing 8), Nebraska 4 (Hoppen 4). Steals: DePaul 9 (Burkholder, Jackson 2), Nebraska 7 (Downing 3). Officials: Joey Sylvester, Ed Cartotto, Dave Pollack. Attendance: 8,614.

Game Notes: DePaul ended Nebraska's NIT title bid...Hoppen earned first-team All-NIT honors...Huskers never led, as Blue Demons built 15-point first-half lead and led by five at halftime...NU tied game at 52 on Hoppen jumper with 8:42 to go, but Patterson's jumper seconds later gave DePaul lead for good as Huskers hit just 30.3 percent from the floor in second half...Huskers ended season with 22-10 record, while DePaul lost in title game to Fresno State.

1984 NIT**Nebraska 56, Creighton 54****March 15—at Omaha, Neb.**

Cornhuskers (56): Ronnie Smith 2-4 0-0 4, Stan Cloudy 0-3 0-0 0, Dave Hoppen 11-20 3-3 25, David Ponce 4-7 2-2 10, Eric Williams 3-8 0-0 6, Brian Carr 2-7 0-0 4, Curtis Moore 3-7 1-2 7, James Moore 0-1 0-0 0, John Matzke 0-0 0-0 0. Team 25-57 6-7 56.

Bluejays (54): Gregory Brandon 1-6 0-0 2, Karlas Gripado 0-0 0-0 0, Benoit Benjamin 10-14 3-3 23, Gary Swain 4-7 2-3 10, Vernon Moore 6-11 2-5 14, Kenny Evans 2-6 1-2 5, Reggie Morris 0-0 0-0 0, Kenny Smith 0-0 0-0 0. Team 23-44 8-13 54.

Nebraska	28	28	-	56
Creighton	31	23	-	54

FG%: Nebraska 43.9, Creighton 52.2. FT%: Nebraska 85.7, Creighton 61.5. Rebounds: Nebraska 27 (Hoppen 10), Creighton 30 (Benjamin 14). Personal fouls: Nebraska 14, Creighton 12. Fouled out: Ponce. Assists: Nebraska 15 (Carr, Ponce 5), Creighton 9 (Moore 4). Turnovers: Nebraska 9, Creighton 14. Blocked shots: Nebraska 1 (Cloudy), Creighton 3 (Benjamin 2). Steals: Nebraska 4 (Smith 3), Creighton 7 (Evans 3). Officials: Verl Sell and Mike Stockner. Attendance: 9,158.

Game Notes: After handing CU a 65-56 loss in Lincoln during the regular season, Nebraska rallied from three-point halftime deficit to knock off the Bluejays in first round of the NIT at Omaha...Hoppen tied the game at 54 with 12 seconds to play, and put NU ahead when he made a free throw after a technical foul had been called on CU's Benjamin...Moore then made one of two free throws with three seconds left to give NU two-point win...Hoppen had game-high 25 points, outscoring Creighton's Benjamin in two meetings, 52-33...NU earned consecutive postseason bids for first time ever.

Xavier 58, Nebraska 57**March 19—at Cincinnati, Ohio**

Cornhuskers (57): Curtis Moore 2-8 1-1 5, Ronnie Smith 2-3 0-0 4, Dave Hoppen 9-14 4-5 22, David Ponce 5-9 0-0 10, Eric Williams 1-6 0-0 2, Brian Carr 1-3 0-1 2, Stan Cloudy 5-11 2-2 12, John Matzke 0-0 0-0 0. Team 25-54 7-9 57.

Muskateers (58): Dexter Bailey 4-8 0-1 8, John Shimko 0-3 4-4 4, Jeff Jenkins 9-14 0-0 18, Ralph Lee 1-5 2-2 4, Victor Fleming 6-10 8-8 20, Leroy Greenridge 0-0 0-0 0, Richard Harris 2-4 0-2 4, Walter McBride 0-0 0-0 0. Team 22-44 14-17 58.

Nebraska	25	32	-	57
Xavier	30	28	-	58

FG%: Nebraska 46.3, Xavier 50.0. FT%: Nebraska 77.8, Xavier 82.4. Rebounds: Nebraska 29 (Hoppen 7), Xavier 26 (Shimko 6). Personal fouls: Nebraska 18, Xavier 12. Fouled out: Ponce. Assists: Nebraska 18 (Williams 5), Xavier 14 (Lee 9). Turnovers: Nebraska 13, Xavier 14. Blocked shots: Nebraska 0, Xavier 2 (Bailey, Jenkins 1). Steals: Nebraska 5 (Cloudy 2), Xavier 4 (four with one). Officials: Don Ferguson, Walley Tanner, Reggie Copeland. Attendance: 9,519.

Game Notes: Forced to the road for a second straight game because the Devaney Center was being utilized for the NCAA Midwest Regional, Huskers couldn't overcome Xavier's five-point halftime advantage...Nebraska had 49-48 lead with five minutes to play, but Xavier scored four straight points to take 52-49 lead and the closest the Huskers came after that was one on two occasions...NU pulled to within 56-55 on Cloudy jumper with 22 seconds to play, but Shimko's free throws sealed Muskateer win...Hoppen had game-high 22 points to lead the Huskers, and would go on to play for NIT All-Star team in summer...NU ended season with 18-12 record.

1985 NIT**Nebraska 79, Canisius 66****March 13—at Lincoln, Neb.**

Golden Griffins (66): Brian Smith 1-5 3-4 5, Derrick Russell 0-3 2-2 2, Mike Smrek 6-7 2-4 14, Michael Ray Jackson 4-7 2-3 10, Ray Hall 5-13 6-8 16, Gregg Martinsen 1-2 3-7 5, Mike Trivisonno 0-2 0-0 0, Lamont Gilbert 3-7 0-0 6, Chris Heinold 4-11 0-1 8. Team 24-57 18-28 66.

Cornhuskers (79): Curtis Moore 5-12 1-1 11, Bill Jackman 4-8 7-9 15, Dave Hoppen 4-8 13-16 21, Harvey Marshall 5-10 4-4 14, Brian Carr 3-5 4-5 10, Demetrius Buchanan 1-5 3-4 5, Anthony White 0-0 0-0 0, Joel Sealer 0-0 1-2 1, Mike Martz 0-1 0-0 0, Ronnie Smith 0-1 0-0 0, John Matzke 1-3 0-0 2. Team 23-53 33-41 79.

Canisius	33	33	-	66
Nebraska	36	43	-	79

FG%: Canisius 42.1, Nebraska 43.3. FT%: Canisius 64.2, Nebraska 80.5. Rebounds: Canisius 38 (Martinsen 7), Nebraska 34 (Jackman 10). Total fouls: Canisius 31, Nebraska 25. Fouled out: Smrek, Gilbert, Heinold, Moore, Matzke. Assists: Canisius 12 (Hall 3, Martinsen 3, Trivisonno 3), Nebraska 18 (Marshall 5). Turnovers: Canisius 14, Nebraska 8. Blocked shots: Canisius 2 (Heinold 2), Nebraska 1 (Smith 1). Steals: Canisius 4 (Smith 2), Nebraska 9 (Moore 4). Officials: Eric Harmon, Verl Sell, Ted Hillary. Attendance: 7,443.

Game Notes: Nebraska's third straight NIT bid...game tied Devaney Center records for free-throw attempts by both teams (69), disqualifications by both teams (five) and disqualifications by one team (3 by Canisius)...Hoppen passed Andre Smith to become Nebraska's No. 2 and Big Eight's No. 12 career scorer with 1,724 points...Jackman had career-high 10 rebounds.

UCLA 82, Nebraska 63**March 19—at Los Angeles**

Cornhuskers (63): Curtis Moore 4-8 0-0 8, Bill Jackman 4-6 0-0 8, Dave Hoppen 10-20 3-4 23, Brian Carr 2-6 0-0 4, Harvey Marshall 4-10 0-0 8, Ronnie Smith 1-1 0-0 2, John Matzke 1-1 0-0 2, Demetrius Buchanan 3-6 0-2 6, Mike Martz 0-0 0-0 0, Joel Sealer 1-2 0-0 2, Anthony White 0-0 0-1 0. Team 30-60 3-7 63.

Bruins (82): Gary Maloncon 5-12 0-0 10, Reggie Miller 10-15 9-9 29, Brad Hoppen 1-6 2-4 4, Montel Hatcher 8-13 2-2 18, Nigel Miguel 6-10 2-2 14, Kelvin Butler 1-1 0-0 2, Corey Gaines 0-2 1-2 1, Dave Immel 0-1 0-0 0, Jack Haley 1-1 0-0 2, Jerald Jones 1-1 0-0 2, Jeff Dunlap 0-0 0-0 0, Darryl Morris 0-1 0-0 0. Team 33-63 16-19 82.

Nebraska	31	32	-	63
UCLA	41	41	-	82

FG%: Nebraska 50.0, UCLA 52.4. FT%: Nebraska 42.9, UCLA 84.2. Rebounds: Nebraska 27 (Hoppen 9), UCLA 34 (Wright 15). Total fouls: Nebraska 19, UCLA 12. Fouled out: Matzke. Assists: Nebraska 18 (Carr 6), UCLA 16 (Wright 4). Turnovers: Nebraska 17, UCLA 12. Blocked shots: Nebraska 3 (Smith 2), UCLA 5 (Wright 4). Steals: Nebraska 5 (Moore 2).

UCLA 8 (Miller 4). Officials: Robert McKendry, James Danner, Fred Carbone. Attendance: 7,228.

Game Notes: Hoppen became eighth Big Eight player and first Husker to score 700 points in a season, finishing with 704...Nebraska's ninth straight road loss...NU ended season with 16-14 record, while UCLA went on to win NIT title for first time ever.

1986 NCAA

Western Kentucky 67, Nebraska 59

March 14—at Charlotte, N.C.

Cornhuskers (59): Bernard Day 8-14 2-4 18, John Matzke 0-1 0-0 0, Chris Logan 3-5 4-8 10, Harvey Marshall 4-9 3-3 11, Brian Carr 4-12 2-2 0, Darren Brown 0-0 0-0 0, Anthony Bailous 4-6 2-2 10. Team 23-47 13-19 59.

Hilltoppers (67): Kannard Johnson 4-11 2-2 10, Ray Swogger 8-15 0-0 16, Clarence Martin 5-8 1-3 11, James McNary 0-8 8-8 8, Billy Gordon 6-16 0-0 12, Kurk Lee 0-0 0-0 0, Brett McNeal 2-4 0-0 4, Fred Tisdale 0-0 0-0 0, Tellis Frank 3-6 0-0 6. Team 28-68 11-13 67.

Nebraska	26	33	-	59
Western Kentucky	33	34	-	67

FG%: Nebraska 48.9, Western Kentucky 41.1. FT%: Nebraska 68.6, Western Kentucky 84.6. Rebounds: Nebraska 35 (Logan 12), Western Kentucky 35 (Martin 12). Total fouls: Nebraska 14, Western Kentucky 11. Fouled out: none. Assists: Nebraska 8 (Carr 5), Western Kentucky 11 (McNary 7). Turnovers: Nebraska 13, Western Kentucky 4. Blocked shots: Nebraska 0, Western Kentucky 0. Steals: Nebraska 2 (Marshall 1, Logan 1), Western Kentucky 1 (Gordon 1). Officials: Mark Reischling, Charlie Vacca, Sam Lickliter. Attendance: 11,666.

Game Notes: Nebraska's first official appearance in NCAA Tournament...Huskers trailed, 53-35, with 10:34 left, but outscored the Hilltoppers 20-6, to pull within 59-55 with 1:33 to go, and could get no closer...Huskers ended season with a 19-11 record...Coach Moe Iba resigned after game.

1987 NIT

Nebraska 78, Marquette 76

March 11—at Lincoln, Neb.

Warriors (76): David Boone 4-8 4-8 12, Michael Flory 3-6 0-0 6, Tom Copa 7-9 0-1 14, Michael Sims 1-2 0-0 3, Tony Smith 6-9 5-6 18, Kevin Johnson 6-9 3-4 16, Pat Foley 2-4 0-0 4, Tony Reeder 0-1 1-2 1. Team 29-48 13-20 76.

Cornhuskers (78): Derrick Vick 5-9 4-4 14, Bernard Day 8-8 2-2 18, Bill Jackman 2-4 5-8 9, Henry T. Buchanan 3-9 1-3 9, Brian Carr 5-11 0-2 12, Jeff Rekeweg 0-2 0-0 0, Richard van Poelgeest 0-2 0-0 0, Anthony Bailous 6-7 2-2 14, Keith Neubert 1-2 0-0 2. Team 30-54 14-21 78.

Marquette	44	32	-	76
Nebraska	38	40	-	78

Three-point goals: Marquette 5-13 (Flory 2-5, Sims 1-2, Smith 1-2, Johnson 1-2, Foley 0-2), Nebraska 4-10 (Buchanan 2-4 Carr 2-5, Rekeweg 0-1). FG%: Marquette 60.4, Nebraska 55.6. FT%: Marquette 65.0, Nebraska 66.7.



Nebraska's 1986 NCAA Tournament team.

Rebounds: Marquette 28 (Copa 9), Nebraska 22 (Vick 6, Day 6). Personal fouls: Marquette 18, Nebraska 16. Fouled out: none. Assists: Marquette 19 (Johnson 8), Nebraska 16 (Day 5). Turnovers: Marquette 19, Nebraska 11. Blocked shots: Marquette 1 (Copa), Nebraska 1 (Jackman 1). Steals: Marquette 5 (Copa 3), Nebraska 8 (Day 3). Officials: Daniel Christmas, Ronald Olesiak, Daniel Taylor. Attendance: 12,096.

Game Notes: Carr hit short game-winning jumper with .07 seconds left, and was fouled in the act of shooting...he intentionally missed free throw and Marquette was unable to call time out...first Nebraska-Marquette game in 28 years...fifth straight postseason tournament bid for the Cornhuskers.

Nebraska 78, Arkansas 71

March 17—at Lincoln, Neb.

Razorbacks (71): Mike Ratliff 3-4 1-3 7, Stephan Moore 1-2 0-0 2, Mario Credit 2-2 0-0 4, Keith Wilson 0-6 3-4 3, Ron Huery 3-8 4-7 10, Allie Freeman 3-4 3-5 9, Andrew Lang 2-4 0-1 4, Kenny Hutchinson 1-1 0-0 2, Phillip McKellar 3-4 2-2 9, Cannon Whitby 1-4 0-1 2, Tim Scott 5-12 3-5 17, Shawn Baker 0-1 2-2 2. Team 24-52 18-30 71.

Cornhuskers (78): Derrick Vick 8-9 2-5 18, Bernard Day 6-8 7-9 19, Bill Jackman 1-5 0-0 2, Henry T. Buchanan 0-7 11-13 11, Brian Carr 2-9 2-4 6, Jeff Rekeweg 0-0 0-0 0, Richard van Poelgeest 0-2 0-0 0, Anthony Bailous 9-12 2-3 20, Joel Sealer 0-0 0-0 0, Mike Martz 0-0 0-0 0, Keith Neubert 1-3 0-0 2. Team 27-55 24-34 78.

Arkansas	12	59	-	71
Nebraska	31	47	-	78

Three-point goals: Arkansas 5-17 (Huery 0-4, McKellar 1-1, Whitby 0-3, Scott 4-9), Nebraska 0-5 (Buchanan 0-1, Carr 0-4). FG%: Arkansas 46.2, Nebraska 49.1. FT%: Arkansas 60.0, Nebraska 70.6. Rebounds: Arkansas 33 (Lang 8), Nebraska 39 (Jackman 9). Personal fouls: Arkansas 28, Nebraska 24. Fouled out: Wilson, Bailous. Assists: Arkansas 9 (Huery 3), Nebraska 18 (Buchanan 6). Turnovers: Arkansas 19, Nebraska 16. Blocked shots: Arkansas (3 with 1), Nebraska 0. Steals: Arkansas 10 (Huery 4), Nebraska 4 (four with 1). Officials: Ted Hillary, Randy Drury, Ronald Winter. Attendance: 14,529.

Game Notes: Razorbacks' 12 first-half points were a Devaney Center record for the fewest scored in a half, and their 59 second-half points were two off the record for most in a half...Hogs had as many turnovers as field-goal attempts (15) in the first half and made just three field goals...Arkansas closed within 53-50 with 7:12 left, but Huskers answered with 11-1 rally to regain breathing room and wrap up win when Buchanan made six straight free throws in last 1:41...Huskers' fifth straight home-court win, NU's seventh win in seven all-time NIT home games.

Nebraska 81, Washington 76

March 21—at Lincoln, Neb.

Huskies (76): Kevin Vidato 0-1 0-0 0, Phil Zevenbergen 4-11 4-4 12, Chris Welp 8-12 2-2 18, Greg Hill 10-25 0-1 25, Eldridge Recasner 4-7 2-2 10, Jeff Sanor 0-0 0-0 0, Al Moscatel 0-1 4-4 4, Mark West 1-2 3-4 5, Ron Caldwell 1-1 0-0 2, J.D. Taylor 0-1 0-2 0. Team 28-61 15-19 76.

Cornhuskers (81): Derrick Vick 5-13 7-10 17, Bernard Day 4-8 7-8 15, Bill Jackman 1-2 2-3 4, Henry T. Buchanan 5-6 2-2 15, Brian Carr 4-11 7-8 17, Richard van Poelgeest 0-2 0-0 0, Anthony Bailous 2-8 3-5 7, Keith Neubert 2-6 2-2 6. Team 23-56 30-38 81.

Washington	30	46	-	76
Nebraska	36	45	-	81

Three-point goals: Washington 5-14 (Hill 5-13, Moscatel 0-1), Nebraska 5-11 (Buchanan 3-4, Carr 2-6 Bailous 0-1). FG%: Washington 45.9, Nebraska 41.1. FT%: Washington 78.9, Nebraska 78.9. Rebounds: Washington 42 (Zevenbergen 10), Nebraska 30 (Vick 8). Personal fouls: Washington 30, Nebraska 18. Fouled out: Zevenbergen, Welp, Vidato, Moscatel. Assists: Washington (Moscatel 4), Nebraska 15 (three with 3). Turnovers: Washington 21, Nebraska 14. Blocked shots: Washington 3 (Zevenbergen 2), Nebraska 1 (Vick 1). Steals: Washington 2 (Zevenbergen 1, Recasner 1), Nebraska 11 (Jackman 3). Officials: Dan Christmas, Ken Falkner, Tom O'Neill. Attendance: 14,460.

Game Notes: Nebraska built a 57-44 lead with 11:26 left, but Hill hit three straight three-point goals to ignite a 27-9 Washington rally which gave Huskies 71-66 lead with 2:02 to play...Huskies rallied to regain 72-71 lead, but two Recasner free throws put Washington back up, 73-72, with 50 seconds left...Carr hit a three-point shot with 33 seconds remaining to give NU the lead for good, 75-73, then hit four free throws in last 14 seconds...Buchanan's two free throws with four seconds to go iced Nebraska's second trip in five years to New York and NIT Final Four...win also gave Nebraska its fifth 20-win basketball season...Carr increased career scoring total to 1,152 points, passing Marvin Stewart and Brian Banks to move into ninth on Husker career scoring chart...his three assists increased his career total to 666 as he moved past Iowa State's Jeff Hornacek into second on the Big Eight career assist chart...crowd was second-largest of season, enabling Nebraska to set season total attendance record of 197,395...Huskies' sixth straight homecourt win, and eighth win in eight NIT home games.

Southern Mississippi 82, Nebraska 75 March 24—at New York City (Semifinals)

Golden Eagles (82): Derrek Hamilton 4-13 3-4 11, John White 5-12 6-7 19, Randolph Keys 10-18 4-4 24, Casey Fisher 2-5 0-0 6, Kenny Siler 2-7 0-1 4, Willie Brown 0-2 0-0 0, Randy Pettus 3-7 0-1 8, Jurado Hinton 4-5 2-3 10, Jimmy Smith 0-0 0-0 0. Team 30-69 15-20 82.

Cornhuskers (75): Derrick Vick 8-9 3-4 19, Bernard Day 4-9 6-9 14, Bill Jackman 3-7 1-1 7, Henry T. Buchanan 3-10 0-0 7, Brian Carr 5-14 1-1 12, Anthony Bailous 5-12 2-3 14, Keith Neubert 1-4 0-0 2, Richard van Poelgeest 0-0 0-0 0, Jeff Rekweg 0-1 0-0 0. Team 29-66 13-19 75.

Southern Mississippi	43	39	-	82
Nebraska	42	33	-	75



Nebraska's 1987 NIT Semifinal team.

Three-point goals: Southern Mississippi 7-14 (White 3-5, Fisher 2-4, Siler 0-1, Pettus 2-4), Nebraska 4-9 (Buchanan 1-2, Carr 1-4, Bailous 2-3). FG%: Southern Mississippi 43.5, Nebraska 43.9. FT%: Southern Mississippi 75.0, Nebraska 68.4. Rebounds: Southern Mississippi 46 (Keys 9), Nebraska 39 (Jackman 9). Personal fouls: Southern Mississippi 18, Nebraska 22. Fouled out: none. Assists: Southern Mississippi 22 (Pettus 8), Nebraska 16 (Carr 7). Turnovers: Southern Mississippi 17, Nebraska 19. Blocked shots: Southern Mississippi 6 (Keys 2, Hinton 2), Nebraska 2 (Day 1, Bailous 1). Steals: Southern Mississippi 6 (White 2, Keys 2), Nebraska 9 (Bailous 3). Officials: Larry Lembo, Jim Garvey, Jim Kinsey. Attendance: 7,965.

Game Notes: Nebraska led by 13 twice in first half, second time at 22-9 with 13:10 to go, but Eagles came back to take 43-42 halftime lead...Huskies bounced back at start of second half and led, 56-52, with 11:01 left, but USM launched 21-6 rally to take command of the game...Eagles went on to win NIT title game from La Salle two nights later, 84-80...first-ever meeting between Nebraska and Southern Mississippi.

Nebraska 76, Arkansas-Little Rock 67 (OT) March 26—at New York City (Third Place)

Cornhuskers (76): Derrick Vick 6-11 5-7 17, Bernard Day 4-5 2-4 10, Bill Jackman 3-5 2-2 8, Henry T. Buchanan 3-7 0-0 8, Brian Carr 6-16 3-3 18, Keith Neubert 2-5 2-4 6, Anthony Bailous 2-7 4-4 9, Mike Martz 0-0 0-0 0. Team 26-57 18-24 76.

Trojans (67): James Dawn 8-16 6-9 22, Daron Hoges 5-14 1-3 11, Jeff

Cummings 0-0 2-2 2, Juric Brown 3-9 3-4 9, Paul Springer 1-2 0-0 2, Curtis Kidd 4-11 8-9 16, Reggie Smith 1-1 0-0 2, Eddie Powell 1-6 0-0 3. Team 23-59 20-27 67.

Nebraska	37	28	11-	76
Arkansas-Little Rock	32	33	2-	67

Three-point goals: Nebraska 6-13 (Buchanan 2-5, Carr 3-7, Bailous 1-1), Arkansas-Little Rock 1-7 (Dawn 0-1, Brown 0-2, Powell 1-4). FG%: Nebraska 46.4, Arkansas-Little Rock 39.0. FT%: Nebraska 75.0, Arkansas-Little Rock 74.1. Rebounds: Nebraska 34 (Vick 12), Arkansas-Little Rock 42 (Dawn 13). Personal fouls: Nebraska 19, Arkansas-Little Rock 19. Fouled out: Jackman, Neubert. Assists: Nebraska 19 (Carr 9), Arkansas-Little Rock 17 (Springer 5). Turnovers: Nebraska 14, Arkansas-Little Rock 15. Blocked shots: Nebraska 5 (Vick 3), Arkansas-Little Rock 2 (Cummings 1, Kidd 1). Steals: Nebraska 8 (Carr 6), Arkansas-Little Rock 7 (Dawn 2, Hoges 2, Kidd 2). Officials: Jim Burr, Dave Day, Mark DiStaola. Attendance: 12,742.

Game Notes: Nebraska led by as many as 12 in first half and was up, 58-51, with 9:17 left in regulation, but UALR outscored Huskers, 12-2, over next six minutes to take 63-60 lead with 3:25 to play...Carr hit three-pointer to tie, then Day scored with 1:44 left to give NU 65-63 lead...Dawn scored 15 seconds later to tie it again, but missed two potential game-winning free throws with 20 seconds left...Nebraska scored first 11 points of overtime to get 21st win of season...win was Huskers' fourth in OT in 1986-87 and team's ninth straight in overtime over four-year period...Carr's nine assists (all in regulation) left him with 682 career assists, two behind the Big Eight record of 684 set the previous week by Cedric Hunter of Kansas...Vick was named to All-NIT team.

1989 NIT Nebraska 81, Arkansas State 79 March 16—at Lincoln, Neb.

Indians (79): John Tate 11-16 1-6 23, Ed Loudon 8-15 1-2 22, Greg Williams 1-1 0-0 2, Chris Dillard 2-5 0-1 5, Carl Archer 2-3 0-1 4, Alan Bannister 3-5 0-0 6, Bo Brown 4-5 3-5 11, Barry Mayberry 1-4 0-0 3, Kyle James 1-2 0-0 3, Bobby Collins 0-0 0-0 0. Team 33-56 5-15 79.

Cornhuskers (81): Richard van Poelgeest 7-10 2-4 16, Beau Reid 4-8 3-6 12, Rich King 6-8 4-7 16, Clifford Scales 0-4 0-0 0, Eric Johnson 6-13 4-4 18, Pete Manning 3-4 5-6 11, Ray Richardson 3-7 1-2 8, Todd Koca 0-0 0-0 0, Dapreis Owens 0-1 0-1 0. Team 29-55 19-30 81.

Arkansas State	33	46	-	79
Nebraska	42	39	-	81

Three-point goals: Arkansas State 8-14 (Louden 5-8, Dillard 1-2, Mayberry 1-3, James 1-1), Nebraska 4-9 (Reid 1-2, Johnson 2-3, Richardson 1-4). FG%: Arkansas State 58.9, Nebraska 52.7. FT%: Arkansas State 33.3, Nebraska 63.3. Rebounds: Arkansas State 36 (Brown 9), Nebraska 26 (Manning 5). Personal fouls: Arkansas State 23, Nebraska 26. Assists: Arkansas State 19 (Archer 7), Nebraska 24 (Scales 10). Turnovers: Arkansas 22, Nebraska 12. Blocked shots: Arkansas State 2 (Williams, Bannister), Nebraska 2 (King, Manning). Steals: Arkansas State 6 (Brown 3), Nebraska 9 (Johnson 4). Officials: Dan Nicksich, William Kennedy, Richard Ball. Attendance: 8,862.

Game Notes: Arkansas State's Dillard had chance to send game into overtime, but the freshman missed the front end of one-and-one free throw with no time left on clock (officials ruled that foul by Nebraska's Johnson came before horn sounded)...Huskies roared to 65-48 lead with 12:21 left, but 10-0 Indian run from 4:59 to 0:48 capped 31-11 ASU rally that gave visitors' 79-76 lead...Johnson, playing in what proved to be his final career home game, got NU within 79-78 on 13-foot jumper with 0:32 left, grabbed rebound when Archer missed front end of one-and-one with 0:25 to go, then hit both ends of two-shot free throw situation with 0:14 left for winning points...Scales failed to score for first time in 1988-89, but had career-high 10 assists, equaling season high for Huskers...win gave NU 9-0 Devaney Center record in NIT, and assured a winning season...was NU's only 1988-89 win when opponent shot 50 percent or better from field...first-ever NU-ASU meeting.

Ohio State 85, Nebraska 74 March 20—at Columbus, Ohio

Cornhuskers (74): Richard van Poelgeest 1-3 0-0 2, Beau Reid 4-11 1-2 9, Rich King 2-6 0-0 4, Eric Johnson 9-15 0-0 23, Clifford Scales 2-6 2-2 6,

Dapreis Owens 7-11 4-4 18, Pete Manning 1-5 0-0 2, Ray Richardson 3-9 2-2 10. Team 29-66 9-10 74.

Buckeyes (85): Tony White 3-6 0-0 6, Jerry Francis 6-15 0-0 12, Perry Carter 5-7 3-6 13, Chris Jent 1-5 1-2 4, Jamaal Brown 3-6 5-6 13, James Bradley 3-6 2-3 11, Eli Brewster 0-1 0-0 0, Joe Dumas 1-1 2-2 4, Treg Lee 1-1 0-0 2, Steve Hall 0-0 0-0 0, Grady Mateen 6-9 8-9 20, Bill Robinson 0-1 0-0 0. Team 29-58 21-28 85.

Nebraska	37	37	-	74
Ohio State	43	42	-	85

Three-point goals: Nebraska 7-19 (Reid 0-3, Johnson 5-8, Scales 0-1, Richardson 2-7), Ohio State 6-11 (Jent 1-2, Brown 2-3, Bradley 3-5, Brewster 0-1). FG%: Nebraska 43.9, Ohio State 50.0 FT%: Nebraska 90.0, Ohio State 75.0. Rebounds: Nebraska 30 (Reid 7, Owens 7), Ohio State 25 (Carter 12). Personal fouls: Nebraska 20, Ohio State 13. Fouled out: none. Assists: Nebraska 17 (Reid 5, Johnson 5), Ohio State 15 (Jent 5). Turnovers: Nebraska 16, Ohio State 15. Blocked shots: Nebraska 1 (Scales), Ohio State 4 (Carter 3). Steals: Nebraska 4 (Johnson 2), Ohio State 0. Officials: Kerri Smith, Michael Smith, Paul Andrejewski. Attendance: 13,276.

Game Notes: Nebraska rallied from eight-point first-half deficit to tie on three-point goal by Johnson with 1:16 left in half, but Buckeyes got back-to-back three-pointers from freshman guards Brown and Jent to take 43-37 halftime lead...OSU jumped to 58-42 lead in second half and Huskers rallied within 64-57 with 7:23 to go, but 19-2 Buckeye run put game away...Ohio State played 10th straight game without star guard Jay Burson (broken vertebra)...Johnson's 23 points, his high since second game of season, were helped by school-record-tying five three-point goals...his two steals gave him 68 for the season, breaking the old Nebraska record of 67 set by Brian Carr in 1986-87; he finished his two-year NU career with 128 steals, tying him for second behind Carr (159) with the late Jack Moore...playing some 60 miles from his Mansfield, Ohio, home, Husker freshman Owens scored season-high 18 points, and grabbed seven rebounds, one off season high...NU ended with 17-16 record.

1991 NCAA

Xavier 89, Nebraska 84

March 14—at Minneapolis, Minn.

Musketeers (89): Davenport 5-13 4-4 17, Williams 0-1 4-4 4, Grant 3-6 9-12 15, J. Walker 5-9 7-11 18, Gladden 9-15 0-0 20, Brantley 2-3 2-4 6, Wilson 2-2 1-2 5, Edwards 1-1 0-0 2, Parker 0-0 2-3 2. Team 27-50 29-40 89.

Cornhuskers (84): Tony Farmer 5-9 5-8 15, Beau Reid 2-12 2-4 6, Rich King 11-17 7-8 25, Keith Moody 1-3 0-0 2, Clifford Scales 4-5 3-4 12, Carl Hayes 7-12 1-3 15, Dapreis Owens 0-1 0-0 0, Eric Piatkowski 3-10 1-1 9. Team 33-69 14-27 84.

Xavier	45	44	-	89
Nebraska	42	42	-	84

Three-point goals: Xavier 6-14 (Davenport 3-8, J. Walker 1-2, Gladden 2-3, Brantley 0-1), Nebraska 4-13 (Farmer 0-1, Reid 0-3, King 1-1, Scales 1-2, Piatkowski 2-6). FG%: Xavier 54.0, Nebraska 47.8. FT%: Xavier 72.5, Nebraska 51.9. Rebounds: Xavier 30 (Grant 10), Nebraska 41 (King 12). Personal fouls: Xavier 22, Nebraska 25. Fouled out: Williams, Farmer. Assists: Xavier 14 (J. Walker 8), Nebraska 17 (King 4). Blocked shots: Xavier 2 (Williams, Edwards), Nebraska 5 (King 2, Piatkowski 2). Steals: Xavier 9 (three with 2), Nebraska 8 (Farmer 2, King 2). Officials: Joseph Silvester, Donnee Gray, Bob Vetkoetter. Attendance: 25,348.

Game Notes: Nebraska's best basketball season in memory ended in disappointment as regional third-seeded Huskers lost to tourney-veteran Xavier...underdog Musketeers jumped to 17-8 lead, and led by as many as 38-26 with 5:12 left in half before Huskers closed half with 16-7 run...making only its second NCAA appearance ever, and first in five years, NU came back to lead three times in second half, the last time at 72-71 on Scales' three-pointer with 7:22 to go...Xavier regained lead for good at 75-74 on J. Walker free throw with 6:03 left...Piatkowski three-pointer pulled NU within 80-79 at 3:12, but Musketeers, making sixth straight NCAA appearance, put on a 9-2 rally for insurmountable 89-81 lead in closing seconds...King's second career three-pointer just before buzzer created final margin...playing in school-record 124th game, King increased career rebound total to final of 761, passing Andre Smith to finish third on NU career chart...crowd was

largest to ever see NU play basketball...Huskers' 51.9 percent free-throw shooting (14-of-27) was worst of season...Nebraska finished 26-8, while Xavier went to 22-9, as it lost to Connecticut in second round.

1992 NCAA

Connecticut 86, Nebraska 65

March 19—at Cincinnati, Ohio

Huskies (86): Toraino Walker 3-3 1-2 7, Donyel Marshall 8-14 1-2 19, Dan Cyrulik 3-5 0-0 6, Chris Smith 9-22 3-3 24, Scott Burrell 9-16 0-1 20, Donny Marshall 2-4 2-2 6, Brian Fair 1-4 0-1 2, Nantambu Willingham 0-1 0-0 0, Kevin Ollie 0-3 0-0 0, Richie Ashmeade 1-1 0-0 2. Team Totals 36-73 7-11 86.

Cornhuskers (65): Carl Hayes 5-14 2-3 12, Bruce Chubick 2-7 0-2 4, Derrick Chandler 8-17 1-2 17, Jamar Johnson 1-5 2-2 4, Eric Piatkowski 1-12 0-0 3, Dapreis Owens 4-8 4-7 12, Michael Hughes 2-5 2-4 7, Chris Cresswell 2-4 0-0 6. Team Totals 25-72 11-20 65.

Connecticut	49	37	-	86
Nebraska	34	31	-	65

Three-point goals: Connecticut 7-18 (Marshall 2-3, Smith 3-9, Burrell 2-5, Fair 0-1), Nebraska 4-15 (Hayes 0-2, Johnson 0-2, Piatkowski 1-5, Hughes 1-2, Cresswell 2-4). FG%: Connecticut 49.3, Nebraska 34.7. FT%: Connecticut 63.6, Nebraska 55.0. Rebounds: Connecticut 40 (Burrell 11), Nebraska 49 (Chandler 11). Personal fouls: Connecticut 18, Nebraska 12. Fouled out: none. Assists: Connecticut 13 (Smith 4, Burrell 4), Nebraska 14 (Piatkowski 5). Blocked shots: Connecticut 3 (Marshall 2), Nebraska 5 (Chandler 2). Steals: Connecticut 5 (Burrell 3), Nebraska 2 (Hayes, Hughes). Officials: Jerry Donaghy, Michael Smith, Paul Andrejewski. Attendance: 16,002.

Game Notes: No. 8 seed Nebraska made back-to-back NCAA Tournament appearances for first time ever...game was tied at four-all with 18:38 left in first half, but ninth-seeded UConn scored 10 straight points to take a 14-4 lead at 15:59...NU rallied to within 22-20 at 9:45 on a Cresswell trey, but the Huskies went on a 19-6 run for 41-26 lead with 2:41 to go in half...Huskers trailed by as many as 26 in second half, as they shot 29.7 percent in second half...Chandler was named NU's Chevrolet Player of the Game.

1993 NCAA

New Mexico State 93, Nebraska 79

March 19—at Syracuse, N.Y.

Aggies (93): Cliff Reed 11-13 2-3 24, James Dockery 2-4 0-0 4, Tracey Ware 8-12 2-3 18, Marc Thompson 2-6 1-2 5, Sam Crawford 5-10 7-8 20, Darrin Jackson 4-9 1-2 11, Corey Rogers 3-6 0-0 9, David Lofton 0-0 0-0 0, Chris Lopez 0-0 0-0 0, Mike Schultz 1-1 0-0 2, Juraid Hughes 0-0 0-0 0. Team Totals 36-61 13-18 93.

Cornhuskers (79): Terrance Badgett 2-4 0-0 4, Bruce Chubick 3-7 0-0 6, Derrick Chandler 7-9 1-1 15, Jamar Johnson 3-8 2-4 10, Eric Piatkowski 10-14 6-8 29, Amos Gregory 1-1 0-0 2, Erick Strickland 2-6 0-0 6, Tom Best 0-0 0-0 0, Jaron Boone 1-4 0-0 3, Andre Woolridge 2-8 0-0 4. Team Totals 31-61 9-13 79.

New Mexico State	42	51	-	93
Nebraska	39	40	-	79

Three-point goals: New Mexico State 8-15 (Crawford 3-6, Jackson 2-3, Rogers 3-6), Nebraska 8-24 (Badgett 0-1, Piatkowski 3-5, Johnson 2-6, Strickland 2-6, Woolridge 0-3, Boone 1-3). FG%: New Mexico State 59.0, Nebraska 50.8. FT%: New Mexico State 72.2, Nebraska 69.2. Rebounds: New Mexico State 34 (Reed, Crawford 6), Nebraska 25 (Chandler 10). Personal fouls: New Mexico State 13, Nebraska 19. Fouled out: none. Assists: New Mexico State 25 (Crawford 16), Nebraska 15 (Woolridge, Boone, Strickland 3). Turnovers: New Mexico State 14, Nebraska 14. Blocked shots: New Mexico State 2 (Ware, Thompson), Nebraska 1 (Gregory). Steals: New Mexico State 10 (Crawford 3), Nebraska 11 (Piatkowski 3). Technical foul: Reed. Officials: Tom Harrington, George Watts, John Cahall. Attendance: 14,287.

Game Notes: Nebraska, the East's 10th seed, earned third-straight NCAA Tournament bid...after 2-2 tie, seventh-seeded New Mexico State went on 19-9 run to take 21-11 lead...Aggies built lead to as many as 12 in first half, and were up 40-29 with 4:17 to play, but Cornhuskers' 10-2 run closed gap to 42-39 at halftime...NU tied the game three times in the final half, but



The 1991 Nebraska NCAA Tournament team owns the school single-season record for victories with 26 wins during the season.

after 52-all tie, Aggies scored seven straight points and Nebraska never got closer than five...Piatkowski had career-high 29 points, 17 of which came in the first half...Crawford's 16 assists were most ever in NCAA first or second round tournament game...loss ended Nebraska's season at 20-11, while New Mexico State, which lost in second round to Cincinnati, improved to 26-7...Piatkowski was named NU's Chevrolet Player of the Game.

1994 NCAA

Pennsylvania 90, Nebraska 80

March 17—at Uniondale, N.Y.

Quakers (90): Barry Pierce 11-15 3-3, Shawn Trice 0-0 0-0 0, Eric Moore 7-10 0-3 15, Matt Maloney 3-11 3-5 12, Jerome Allen 6-16 3-8 18, Donald Moxley 1-1 0-0 2, Andy Baratta 0-1 0-0 0, Scott Kegler 3-7 0-0 9, Tim Krug 4-7 0-0 9. Team Totals 35-68 9-19 90.

Cornhuskers (80): Terrance Badgett 4-9 2-6 10, Eric Piatkowski 10-22 3-4 23, Bruce Chubick 5-8 2-3 12, Jamar Johnson 3-10 4-4 11, Jaron Boone 3-5 2-4 8, Erick Strickland 3-9 0-0 7, Tom Best 1-4 2-2 4, Melvin Brooks 2-2 0-0 5. Team Totals 31-69 15-23 80.

Pennsylvania	46	44	-	90
Nebraska	34	46	-	80

Three-point goals: Pennsylvania 11-27 (Kegler 3-6, Maloney 3-8, Allen 3-9, Moore 1-2, Krug 1-2), Nebraska 3-20 (Brooks 1-1, Johnson 1-4, Strickland 1-7, Piatkowski 0-6, Boone 0-2). FG%: Pennsylvania 51.5, Nebraska 44.9. FT%: Pennsylvania 47.4, Nebraska 65.2. Rebounds: Pennsylvania 37 (Pierce 8), Nebraska 43 (Piatkowski, Chubick 8). Personal fouls: Pennsylvania 17, Nebraska 19. Fouled out: none. Assists: Pennsylvania 25 (Maloney, Allen 10), Nebraska 14 (Johnson 5). Turnovers: Pennsylvania 10, Nebraska 13. Blocked shots: Pennsylvania 1 (Trice), Nebraska 2 (Piatkowski, Chubick 1). Steals: Pennsylvania 7 (Moore, Maloney 2), Nebraska 6 (Johnson 2). Technical fouls: none. Officials: Larry Rose, Richard Cartmell, Charles Tanner. Attendance: 16,204.

Game Notes: Big Eight Tournament champion Huskers watched all-time NCAA record fall to 0-5, as Ivy League champion Quakers handed Huskers 10-point loss at Nassau Coliseum...Nebraska fell behind by 11 twice in game's first 3:34, but rallied to tie game at 19-all with 10:51 left in opening half...Penn regained lead on an Allen layup seconds later and led the rest of the way, as Huskers never had lead...Quakers led by as many as 15 in opening half, and held 46-34 halftime lead...NU pulled to within six, 50-44, with 15:15 to play, but three straight Penn treys put game away as Nebraska never got closer than eight...Huskers went into the game ranked 22nd in the final AP poll, while Penn was unranked in AP, but No. 25 in CNN/USA Today coaches poll...sixth-seeded Huskers, who recorded back-to-back 20-win seasons for first time and advanced to the NCAA Tournament for the fourth straight year, finished 20-10...Quakers, who entered as East's 11th seed, lost to eventual Final Four entrant Florida in second round after improving to 25-2 with win over NU...for second straight year, Piatkowski was named NU's Chevrolet Player of the Game.



The 1992 Nebraska NCAA Tournament team earned the second of four straight NCAA berths.

1995 NIT

Nebraska 69, Georgia 61

March 16—at Lincoln, Neb.

Bulldogs (61): Carlos Strong 3-10 2-4 8, Shandon Anderson 8-16 5-5 22, Charles Claxton 0-4 3-6 3, Perth Robinson 0-2 0-0 0, Katu Davis 5-15 0-0 12, Ty Wilson 6-11 0-0 16, Steve Jones 0-0 0-0 0, Curtis Carrington 0-2 0-0 0, Terrell Bell 0-0 0-0 0. Team Totals 22-60 10-15 61.

Cornhuskers (69): Terrance Badgett 5-7 1-2 11, Melvin Brooks 2-6 2-2 6, Mikki Moore 5-10 2-2 12, Erick Strickland 8-19 3-3 21, Jaron Boone 5-13 1-3 11, Chester Surles 0-4 0-0 0, Tom Wald 3-6 0-0 6, Chris Sallee 0-1 2-2 2, Jason Glock 0-1 0-0 0. Team Totals 28-67 11-14 69.

Georgia	40	21	-	61
Nebraska	37	32	-	69

Three-point goals: Georgia (Anderson 1-3, Robinson 0-2, Davis 2-8, Wilson 4-8, Carrington 0-1). Nebraska (Brooks 0-2, Strickland 2-10, Boone 0-6, Surles 0-1, Wald 0-1, Glock 0-1). FG%: Georgia 36.7, Nebraska 41.8. FT%: Georgia 66.7, Nebraska 78.6. Rebounds: Georgia 36 (Strong, Anderson 10), Nebraska 44 (Strickland 10). Personal fouls: Georgia 18, Nebraska 13. Fouled out: none. Assists: Georgia 13 (Robinson 7), Nebraska 19 (Boone 6). Turnovers: Georgia 12, Nebraska 9. Blocked shots: Georgia 4 (Claxton 3), Nebraska 3 (Moore 3). Steals: Georgia 6 (Claxton, Davis 2), Nebraska 8 (Badgett, Strickland, Wald 2). Technical fouls: none. Officials: Gerald Seibert, Steve Morris, Keenan Stanley. Attendance: 8,040.

Game Notes: Huskers overcame five-point deficit to end four-game losing streak and keep Devaney Center NIT record perfect (10-0) with a come-from-behind victory...Bulldogs hit 57.7 percent from the field in first half, led by as many as 13 in first half, as NU hit just 40.5 percent from the field in opening frame...NU tied game at 46, 52 and 60 in second half, and took first lead of game with 1:58 left on dunk by Moore that started Huskers on 9-1 run to close game...Moore had five of nine points in late surge...Nebraska only led for game's last 1:58...Strickland had career-high tying 10 rebounds, and turned in third double-double of season with his eighth 20-point outing (21)...win was only one of season for Huskers when trailing with five minutes to play...NU reached 18-win mark for 15th time in school history...first postseason victory for Nebraska since 81-79 victory over Arkansas State exactly six years earlier.

Penn State 65, Nebraska 59

March 21—at Lincoln, Neb.

Nittany Lions (65): Rahsaan Carlton 7-10 2-3 19, Glenn Sekunda 1-6 0-0 2, John Amaechi 4-7 4-7 12, Dan Earl 4-7 2-2 14, Donovan Williams 0-2 0-0 0, Greg Bartram 3-7 0-0 9, Pete Lisicky 2-11 1-2 7, Michael Joseph 0-0 0-0 0, Phil Williams 1-2 0-0 2. Team Totals 22-52 9-14 65.

Cornhuskers (59): Terrance Badgett 1-3 2-4 4, Melvin Brooks 3-5 1-3 8, Mikki Moore 7-10 1-2 15, Erick Strickland 3-10 3-6 9, Jaron Boone 5-12 1-2 11, Chester Surles 0-1 0-0 0, Tom Wald 1-5 0-0 3, Chris Sallee 1-1 3-4 5, Jason Glock 2-3 0-0 4. Team Totals 23-50 11-21 59.



Nebraska's 1993 NCAA Tournament team.

Penn State	36	29	-	65
Nebraska	36	23	-	59

Three-point goals: Penn State (Carlton 3-5, Sekunda 0-4, Earl 4-6, Williams 0-1, Bartram 3-4, Lisicky 2-8), Nebraska (Brooks 1-3, Strickland 0-1, Boone 0-1, Wald 1-3, Glock 0-1). FG%: Penn State 42.3, Nebraska 46.0. FT%: Penn State 64.3, Nebraska 52.4. Rebounds: Penn State 39 (Amaechi 10), Nebraska 29 (Strickland 7). Personal fouls: Penn State 19, Nebraska 14. Fouled out: none. Assists: Penn State 17 (Earl 7), Nebraska 19 (Strickland 8). Turnovers: Penn State 17, Nebraska 11. Blocked shots: Penn State 2 (Carlton, Williams 1), Nebraska 3 (Moore 3). Steals: Penn State 3 (Earl, Williams, Lisicky 1), Nebraska 10 (Strickland 4). Technical fouls: none. Officials: Paul Janssen, Terry Davis, David Warfel. Attendance: 10,661.

Game Notes: Nebraska hit 59.1 percent from the field in first half, but could only manage 36-all halftime tie with Nittany Lions...second half saw Huskers run off 12 straight points to take a 48-36 lead with 16:28 left...NU held 56-55 lead with 6:16 left on Moore free throw, but Lions outscored NU 10-3 to finish game...loss ended NU's 10-game NIT home win streak, 16-game homecourt win streak vs. non-league foes and was only second loss in last 48 non-conference games...Penn State's 12 three-point goals were most vs. Huskers on season...Strickland had four steals to move his career total to 196 and his season mark to 89, both school records at game time.

1996 NIT

Nebraska 91, Colorado State 83

March 14-at Fort Collins, Colo.

Cornhuskers (91): Bernard Garner 4-8 2-4 10, Erick Strickland 7-13 3-4 19, Mikki Moore 3-9 4-4 10, Tyronn Lue 4-8 1-2 11, Jaron Boone 5-9 2-2 15, Venson Hamilton 0-0 2-4 2, Terrance Badgett 4-6 2-2 11, Andy Markowski 0-2 0-0 0, Tom Wald 3-4 3-4 11, Chester Surlis 0-0 2-2 2. Team Totals 30-59 21-29, 91.

Rams (83): Matt Barnett 4-7 2-2 11, Delmonte Madison 6-11 6-6 21, Joe Vogel 8-12 2-2 18, David Evans 3-13 2-2 9, Bobby Sellers 5-9 1-2 11, Jameel Mahmud 2-2 1-2 5, Ryan Chilton 0-0 0-0 0, Lorenzo Johnson 2-2 3-4 7, Bryan Christiansen 0-0 1-2, 1. Team Totals 30-56 18-22 83.

Nebraska	39	52	-	91
Colorado State	45	38	-	83

Three-point goals: Nebraska 10-17 (Strickland 2-5, Lue 2-4, Boone 3-5, Badgett 1-1, Wald 2-2), Colorado State 5-18 (Barnett 1-2, Madison 3-6, Evans 1-8, Sellers 0-2). FG%: Nebraska 50.8, Colorado State 53.6. FT%: Nebraska 72.4, Colorado State 81.8. Rebounds: Nebraska 30 (Moore 10), Colorado State 28 (Barnett, Vogel 7). Personal Fouls: Nebraska 20, Colorado State 21. Assists: Nebraska 17 (Lue 5), Colorado State 16 (Sellers 7). Fouled out: Nebraska-none, Colorado State-Evans. Turnovers: Nebraska 13, Colorado State 16. Blocked shots: Nebraska 1 (Boone 1), Colorado State 4 (Vogel 2). Steals: Nebraska 5 (Garner 2), Colorado State 7 (Evans 3). Technical fouls: none. Officials: Wayne Unrah, Keenan Stanley, Gerry Pollard. Attendance: 7,261.



Nebraska's 1994 NCAA Tournament team.

Game Notes: Nebraska's 91 total points and 52 points in a half established school postseason records...Nebraska connected on a season-high 10 three-point goals and shot a season-best and NU postseason-record 58 percent (10-17) from behind the arc...Strickland became the first player in Big Eight history to score 1,500 points, record 250 steals, dish out 400 assists and hit 170 three-point field goals...NU had a season-high seven players in double figures, led by Strickland's 19 points...the Huskers rallied from a six-point halftime deficit by shooting 64 percent from the field in the second half...Nebraska took its first lead of the game at 60-58 with 13:52 remaining.

Nebraska 82, Washington State 73

March 19-at Lincoln, Neb.

Cougars (73): Mark Hendrickson 4-9 4-9 12, Donminic Ellison 3-7 1-1 9, Shamon Antrum 4-15 0-0 11, Carlos Daniel 5-6 0-1 10, Isaac Fontaine 8-14 1-2 21, Kareem Jackson 0-1 0-0 0, Chris Scott 0-2 0-0 0, Tavares Mack 5-9 0-1 10. Team Totals 29-63 6-14 73.

Cornhuskers (82): Bernard Garner 6-7 4-5 16, Erick Strickland 5-7 6-7 18, Mikki Moore 2-3 1-2 5, Tyronn Lue 1-1 0-0 2, Jaron Boone 4-11 0-0 8, Tom Wald 3-5 4-5 12, Venson Hamilton 2-8 2-4 6, Terrance Badgett 6-8 0-0 12, Andy Markowski 1-1 1-2 3. Team Totals 30-51 18-25 82.

Washington State	37	36	-	73
Nebraska	47	35	-	82

Three-point goals: Washington State 9-24 (Ellison 2-4, Antrum 3-10, Jackson 0-1, Fontaine 4-7, Scott 0-2), Nebraska 4-11 (Strickland 2-3, Boone 0-5, Wald 2-3). FG%: Washington State 46.0, Nebraska 58.8. FT%: Washington State 42.9, Nebraska 72.0. Rebounds: Washington State 33 (Hendrickson 11), Nebraska 30 (Hamilton 12). Personal Fouls: Washington State 23, Nebraska 15. Assists: Washington State 15 (Ellison 5), Nebraska 17 (Boone, Strickland 4). Fouled out: Washington State-Antrum, Daniel, Mack, Nebraska-none. Turnovers: Washington State 22, Nebraska 19. Blocked shots: Washington State 2 (Daniel 2), Nebraska 6 (Garner, Moore 2). Steals: Washington State 13 (Fontaine, Mack 3), Nebraska 10 (Strickland 3). Technical fouls: none. Officials: Eric Harmon, Terry Davis, David Warfel. Attendance: 9,037.

Game Notes: The Huskers advanced to the third round of the NIT for the first time since 1987...NU improved to 11-1 all-time in home NIT contests...Nebraska shot a school postseason-best 59 percent (30-51) from the field...the Huskers tied a postseason school record with six blocked shots...Boone, Strickland and Badgett tied a school record, each playing in their 124th game...Nebraska reached the 18-win mark for the sixth straight season and the 16th time in school history.

Nebraska 83, Fresno State 71

March 22-at Fresno, Calif.

Cornhuskers (83): Bernard Garner 2-6 2-3 6, Erick Strickland 6-13 4-4 17, Mikki Moore 4-5 6-7 14, Tyronn Lue 0-2 0-0 0, Jaron Boone 5-12 0-0 13, Tom Wald 3-6 2-2 10, Venson Hamilton 5-6 2-2 12, Terrance Badgett 4-6 1-2 11, Andy Markowski 0-0 0-0 0. Team Totals 29-56 17-20 83.

Bulldogs (71): Rahsaan Smith 3-6 0-4 6, Khary Stanley 1-2 0-2 2, Dominick

Young 9-21 2-2 25, Kendrick Brooks 3-9 2-4 9, James Gray 3-9 2-3 9, Gerrit Terdenge 1-3 0-0 2, Brandon Bakke 0-2 0-0 0, DeAndre Austin 0-1 0-0 0, Darnnaryl Stamps 0-1 0-2 0, Darnell McCulloch 7-11 4-9 18, Team Totals 27-65 10-26 71.

Nebraska	45	38	-	83
Fresno State	40	31	-	71

Three-point goals: Nebraska 8-16 (Strickland 1-4, Boone 3-6, Lue 0-1, Wald 2-3, Badgett 2-2), Fresno State 7-28 (Young 5-17, Brooks 1-6, Gray 1-2, Terdenge 0-1, Bakke 0-2). FG%: Nebraska 51.8, Fresno State 41.5. FT%: Nebraska 85.0, Fresno State 38.5. Turnovers: Nebraska 21, Fresno State 17. Rebounds: Nebraska 35 (Moore, Garner 10), Fresno State 34 (Smith 11). Fouls: Nebraska 18, Fresno State 18. Assists: Nebraska 19 (Strickland 5), Fresno State 13 (Young 6). Fouled out: Nebraska-none, Fresno State-Smith. Blocked shots: Nebraska 6 (Moore 4), Fresno State 1 (Smith 1). Steals: Nebraska 8 (Garner, Wald 2), Fresno State 15 (Young 8). Technical fouls: Nebraska-Hamilton. Officials: Steve Wilson, Andy Rios, Don McAllister. Attendance: 10,132.

Game Notes: Nebraska trailed by as many as 13 points in the first half (24-11), but rallied to take a 45-40 lead into the locker room...the Huskers turned the ball over 17 times in the first half, but committed just four in the second half...NU connected on 17-20 free throws in the contest...for the second straight game, NU tied a school postseason record with six blocked shots...Fresno State's Dominick Young broke NU opponent three-point attempt record with 17, making five...Nebraska connected on more than 50 percent of its field goal attempts for the third straight game.

Nebraska 90, Tulane 78 March 26--at New York City (Semifinals)

Green Wave (78): Correy Childs 5-10 1-5 11, Jerald Honeycutt 6-16 4-4 16, Lawrence Nelson 2-3 1-4 5, Chris Cameron 4-8 2-2 11, LeVeldro Simmons 5-13 1-3 12, Patrick Lewis 5-7 1-2 13, Shun Sheffield 2-5 0-0 4, Rayshard Allen 0-0 3-4 3, Keith Harris 1-2 0-0 3, Khalid Morris 0-0 0-0 0. Team Totals 30-64 13-24 78.

Cornhuskers (90): Bernard Garner 7-11 6-9 20, Erick Strickland 6-10 6-6 20, Mikki Moore 2-2 1-1 5, Jaron Boone 2-7 5-6 9, Tyronn Lue 3-6 8-12 15, Venson Hamilton 4-7 5-6 13, Terrance Badgett 2-2 1-4 5, Tom Wald 0-1 0-0 0, Andy Markowski 1-1 1-1 3, Chester Surlis 0-0 0-0 0. Team Totals 27-47 33-45 90.

Tulane	41	37	-	78
Nebraska	42	48	-	90

Three-point goals: Tulane 5-16 (Honeycutt 0-4, Cameron 1-3, Simmons 1-3, Lewis 2-4, Harris 1-2), Nebraska 3-8 (Strickland 2-3, Boone 0-2, Lue 1-2, Wald 0-1). FG%: Tulane 46.9, Nebraska 57.4. FT%: Tulane 54.2, Nebraska 73.3. Rebounds: Tulane 30 (Honeycutt 6), Nebraska 35 (Hamilton 9). Fouls: Tulane 27, Nebraska 21. Assists: Tulane 14 (Honeycutt 5), Nebraska 16 (Boone 6). Fouled out: Tulane-Simmons, Lewis, Nebraska-Moore. Turnovers: Tulane 21, Nebraska 25. Blocked shots: Tulane 4 (Nelson 2), Nebraska 4 (Moore 3). Steals: Tulane 16 (Simmons 5), Nebraska 12 (Garner, Hamilton 4). Technical fouls: none. Officials: Bob Donato, William Bush, Tom Lopes. Attendance: 8,346.

Game Notes: Nebraska won an NIT semifinal game for the first time in three tries, after losing in the semifinals in 1983 and 1987...Nebraska posted its 20th victory, marking just the ninth time in school history an NU team posted 20 wins...for the fourth consecutive game in the NIT, NU shot better than 50 percent from the field and scored more than 80 points...the win marked NU's second over the Green Wave in the NIT, as the Huskers also defeated Tulane in the first round of the 1983 tourney when NU also advanced to New York...Nebraska attempted a postseason school-record 45 free throws and tied a postseason school record with 33 made free throws...the Huskers also had a postseason-record 12 steals...Strickland and Garner each scored 20 points, marking the first time in NU postseason history two players scored 20 or more points in a game.

Nebraska 60, St. Joseph's 56 March 28--at New York City (Championship)

Cornhuskers (60): Bernard Garner 2-3 0-0 4, Erick Strickland 4-11 4-4 13, Mikki Moore 4-9 3-5 11, Tyronn Lue 4-7 3-3 11, Jaron Boone 4-12 0-2 11,

Tom Wald 1-1 0-2 2, Terrance Badgett 2-4 0-0 4, Venson Hamilton 2-5 0-0 4, Andy Markowski 0-0 0-0 0. Team Totals 23-52 10-16 60.

Hawks (56): Dmitri Domani 4-6 2-2 14, Reggie Townsend 8-14 2-4 18, Will Johnson 2-6 0-0 4, Mark Bass 1-11 0-0 3, Rashid Bey 1-8 1-4 3, Terrell Myers 2-11 4-6 9, Nemanja Petrovic 2-6 1-2 5, Duval Simmonds 0-0 0-0 0. Team Totals 20-62 10-18 56.

Nebraska	34	26	-	60
St. Joseph's	26	30	-	56

Three-point goals: Nebraska 4-10 (Strickland 1-4, Boone 3-4, Lue 0-1, Badgett 0-1), St. Joseph's 6-21 (Domani 4-6, Bass 1-7, Bey 0-2, Myers 1-6). FG%: Nebraska 44.2, St. Joseph's 32.3. FT%: Nebraska 62.5, St. Joseph's 55.6. Rebounds: Nebraska 44 (Moore 13), St. Joseph's 35 (Townsend, Johnson 8). Fouls: Nebraska 19, St. Joseph's 17. Assists: Nebraska 14 (Lue, Boone 4), St. Joseph's 11 (Bey 4). Fouled Out: Nebraska-none, St. Joseph's 17 (Domani 5). Turnovers: Nebraska 20, St. Joseph's 11. Blocked shots: Nebraska 4 (Moore, Hamilton 2), St. Joseph's 3 (Johnson, Petrovic, Simmonds 1). Steals: Nebraska 6 (Strickland 3), St. Joseph's 8 (Myers, Bass 2). Technical fouls: none. Officials: Jim Burr, John Cahill, Donnee Gray. Attendance: 12,464.

Game Notes: Nebraska's NIT Championship was its first basketball national tournament championship of any kind...Nebraska finished first half on a 11-3 run to take a 34-26 lead...Huskers led 47-37 with 10 minutes to play, before St. Joe's went on a 10-0 run to tie game at 47-all...St. Joseph's connected on just 32 percent of its field-goal attempts, the lowest mark against Nebraska in the postseason...Strickland was named the NIT Most Valuable Player, while freshman Lue was named to All-Tournament team...Moore posted his third double-double of NIT...after shooting over 50 percent in its first four NIT games, Nebraska made just 44 percent against Hawks.

1997 NIT Nebraska 67, Washington 63 March 12--at Lincoln, Neb.

Huskies (63): Mark Sanford 8-15, 3-5, 20, Jamie Booker 3-7, 4-4, 12, Todd MacCulloch 7-11, 3-5, 17, Jan Wooten 2-4, 0-0, 4, Donald Watts 1-7, 0-1, 2, Chris Thompson 0-1, 0-0, 0, Deon Luton 2-5, 0-2, 4, Patrick Famerling 1-1, 2-2, 4. Team Totals 24-51 12-19 63.

Cornhuskers (67): Bernard Garner 3-5, 1-2, 9, Andy Markowski 1-8, 1-2, 3, Venson Hamilton 4-4, 5-6, 13, Tyronn Lue 5-15, 2-2, 14, Cookie Belcher 4-5, 0-0, 9, Larry Florence 2-4, 2-3, 6, Mikki Moore 4-6, 1-2, 9, Troy Piatkowski 2-5, 0-0, 4. Team Totals 25-52 12-17 67.

Washington	36	27	-	63
Nebraska	33	34	-	67

Three-point goals: Washington 3-13 (Booker 2-3, Sanford 1-3, Watts 0-3, Wooten 0-2, Luton 0-2), Nebraska 5-13 (Garner 2-2, Lue 2-6, Belcher 1-2, Piatkowski 0-3). FG%: Washington 47.1, Nebraska 48.1. FT%: Washington 63.2, Nebraska 70.6. Rebounds: Washington 37 (Sanford 13), Nebraska 26 (Hamilton 10). Fouls: Washington 15, Nebraska 16. Assists: Washington 16 (Booker, Watts 4), Nebraska 14 (Moore, Lue 4). Fouled out: Washington-Booker, Nebraska-none. Turnovers: Washington 22, Nebraska 17. Blocked shots: Washington 1 (MacCulloch 1), Nebraska 6 (Hamilton 4). Steals: Washington 10 (Wooten 3), Nebraska 15 (Belcher 6). Technical fouls: none. Officials: Tim Hutchinson, Gerald Seibert, Ed Schumer. Attendance: 6,015.

Game Notes: Nebraska improved to 18-9 in the NIT, 12-1 at home and 7-0 in first-round home games...Nebraska won for third straight time against Washington, narrowing the Huskies' series lead to 6-3...the crowd of 6,015 was the smallest in 13 NU home NIT contests...Hamilton had his sixth double-double in his last eight games...Belcher tied his season high and matched an NU postseason record with six steals...Andy Markowski made his first career start.

Nebraska 78, Nevada 68 March 18--at Reno, Nev.

Cornhuskers (78): Larry Florence 2-4 3-4 7, Bernard Garner 6-11 4-4 17, Mikki Moore 9-9 3-7 21, Tyronn Lue 6-18 4-5 18, Cookie Belcher 1-2 0-0 2, Alvin Mitchell 1-5 0-0 3, Andy Schwindt 1-1 0-0 2, Michael Johnette 0-1 0-0 0, Troy Piatkowski 0-2 2-2 2, Ryan Phifer 1-1 0-0 2, Chad Burbach 0-0 0-0 0.

Andy Markowski 2-4 0-0 4. Team Totals 29-58 16-22 78.

Wolfpack (68): Faron Hand 5-8 6-9 16, Paul Culbertson 4-12 6-8 17, David Morgan 0-5 1-2 1, Jimmy Carroll 2-11 0-0 6, Richard Brown 2-7 1-2 6, Andre McLeod 0-0 0-0 0, Tommy Zapata 1-2 0-0 2, Lamont Allen 0-2 0-0 0, Tim Barnett 5-9 0-0 13, Marvin Wilson 2-7 0-0 4, Steve Pienkoski 1-1 1-2 3. Team Totals 22-64 15-23 68.

Nebraska	37	41	-	78
Nevada	34	34	-	68

Three-point goals: Nebraska 4-16 (Lue 2-7, Garner 1-3, Mitchell 1-4, Piatkowski 0-1, Johnette 0-1), Nevada 9-26 (Barnett 3-5, Culbertson 3-7, Carroll 2-8, Brown 1-5, Allen 0-1). FG%: Nebraska 50.0, Nevada 34.4. FT%: Nebraska 72.7, Nevada 65.2. Rebounds: Nebraska 41 (Moore 15), Nevada 39 (Hand 9). Fouls: Nebraska 18, Nevada 15. Assists: Nebraska 13 (Lue 4),



Nebraska's 1996 NIT Championship team.

Nevada 14 (Brown 6). Fouled out: none. Turnovers: Nebraska 18, Nevada 15. Blocked shots: Nebraska 5 (Moore, Florence 2), Nevada 0. Steals: Nebraska 7 (Moore, Belcher 2), Nevada 7 (Culbertson 3). Technical fouls: Nebraska-none; Nevada-Hand. Officials: Tim Gabutero, M. Eggers, David Ferrin. Attendance: 11,275.

Game Notes: Nebraska won its seventh straight game in NIT play and improved to 19-9 in the tournament overall, including 13-3 under Coach Danny Nee...Nebraska picked up its 18th win, seventh straight season Huskers reached 18-win mark...Moore scored 21 points, third-most in his career, and tied his career high with 15 rebounds for his eighth double-double of season and the fourth in two years in NIT play...Moore also tied a school record for most field goals without a miss as he was a perfect 9-9 from the floor...Nevada was the 13th opponent on the season NU held to 40 percent or less from the field.

Connecticut 76, Nebraska 67

March 21—at Storrs, Conn.

Cornhuskers (67): Larry Florence 1-8 0-0 2, Bernard Garner 1-8 0-2 2, Mikki Moore 9-13 5-6 24, Tyronn Lue 7-15 2-2 20, Cookie Belcher 4-7 0-0 9, Venson Hamilton 4-7 2-4 10, Alvin Mitchell 0-0 0-0 0, Troy Piatkowski 0-1 0-0 0, Andy Markowski 0-3 0-0 0. Team Totals 26-62 9-12 67.

Huskies (76): Kevin Freeman 1-5 7-11 9, Richard Hamilton 12-14 6-8 31, Jake Voskuhl 6-8 2-2 14, Rashamel Jones 3-8 4-4 12, Ricky Moore 1-6 6-6 8, Ruslan Inyatkin 0-0 0-0 0, Antric Klaiber 0-1 0-0 0, Dion Carson 1-1 0-0 2, Monquencio Hardnett 0-1 0-0 0, Sam Funches 0-0 0-0 0. Team Totals 24-44 25-31 76.

Nebraska	36	31	-	67
Connecticut	27	49	-	76

Three-point goals: Nebraska 6-15 (Lue 4-9, Belcher 1-3, Moore 1-1, Garner 0-2), Connecticut 3-8 (Jones 2-4, Hamilton 1-1, Moore 0-3). FG%: Nebraska 41.9, Connecticut 54.5. FT%: Nebraska 75.0, Connecticut 80.6. Rebounds: Nebraska 31 (Hamilton 6), Connecticut 30 (Voskuhl 8). Fouls: Nebraska 24, Connecticut 13. Assists: Nebraska 8 (Belcher, Markowski 2), Connecticut 13 (Moore 6). Fouled out: Nebraska-Belcher, Connecticut-none. Turnovers:

Nebraska 19, Connecticut 20. Blocked shots: Nebraska 4 (Moore, Hamilton 2), Connecticut 10 (Voskuhl 6). Steals: Nebraska 12 (Florence, Moore 3), Connecticut 11 (Voskuhl 3). Technical fouls: none. Officials: Bryan Kersey, Joe DeMayo, Terry Murphy. Attendance: 8,411.

Game Notes: Nebraska's string of seven straight postseason wins ended ...NU dropped to 19-10 all-time in NIT play, 13-4 under Coach Danny Nee...Lue finished season with 17 straight double-figure scoring games...he finished third on the NU single-season scoring chart with 603 points...Moore finished with second-highest scoring game of his career with 24 points...Belcher became just fourth Nebraska freshman to score 300 or more points in a season...14-point deficit UConn overcame was largest an NU opponent rallied from for victory and nine-point halftime lead was largest NU surrendered on the season.

1998 NCAA

Arkansas 74, Nebraska 65

March 12—at Boise, Idaho (West Regional)

Cornhuskers (65): Larry Florence 4-11 0-0 8, Tyronn Lue 6-14 4-4 18, Chad Johnson 1-2 0-0 2, Cookie Belcher 4-12 0-0 9, Andy Markowski 4-8 2-2 10, Troy Piatkowski 2-7 0-0 4, Venson Hamilton 6-7 2-5 14, Brant Harriman 0-0 0-0 0. Team Totals 27-61 8-11 65.

Razorbacks (74): Kareem Reid 6-12 4-5 17, Landis Williams 0-1 0-0 0, Pat Bradley 5-12 4-4 19, Nick Davis 3-4 2-2 8, Sunday Adebayo 3-4 2-2 8, Tarik Wallace 4-10 2-2 13, Guy Whitney 0-0 0-0 0, Ali Thompson 2-3 5-6 9, Brandon Davis 0-0 0-0 0, Chris Walker 0-0 0-0 0, Jason Jennings 0-0 0-0 0, Derek Hood 0-2 0-0 0. Team Totals 23-48 19-21 74.

Nebraska	40	25	-	65
Arkansas	33	41	-	74

Three-point goals: Nebraska 3-16 (Lue 2-6, Belcher 1-6, Piatkowski 0-4), Arkansas 9-20 (Bradley 5-10, Wallace 3-7, Reid 1-3). FG%: Nebraska 44.3, Arkansas 47.9. FT%: Nebraska 72.7, Arkansas 90.5. Turnovers: Nebraska 21, Arkansas 22. Rebounds: Nebraska 30 (Hamilton 10), Arkansas 29 (Adebayo, Wallace 6). Fouls: Nebraska 18, Arkansas 13. Assists: Nebraska 14 (Lue 6), Arkansas 7 (Wallace, Reid 2). Fouled out: Nebraska-Hamilton, Arkansas-none. Blocked shots: Nebraska 2 (Hamilton, Markowski 1), Arkansas 2 (Thompson, N. Davis 1). Steals: Nebraska 13 (Belcher 6), Arkansas 6 (Reid, Wallace 2). Technical fouls: none. Officials: Donnee Gray, Reggie Greenwood, Tim Hutchinson. Attendance: 12,159.

Game Notes: Nebraska dropped to 0-6 all-time in NCAA Tournament 0-5 under Coach Danny Nee...Huskers lost for first time all season when leading with 5:00 left...NU had been 20-0 when leading at five-minute mark...Hamilton became Nebraska's single-season rebounding leader as his 10 boards gave him 315 in 1997-98, bettering Chuck Jura's previous school record of 305...Hamilton finished the season with 17 double-doubles...Lue reached double figures for 12th straight game and 51st time in his last 53 games...he finished the season with 678 points, second on the single-season scoring list and just 26 points behind Dave Hoppen's 1985 single-season record of 704 points...Nebraska's 20 wins tied for the seventh-most in school history...Nebraska failed to defeat a nationally ranked team for first time in eight seasons...with 13 steals, NU upped its season total to 319, breaking the previous record of 315...Belcher tied his career high with six steals to finish season with 75 steals, third on Nebraska single-season chart, and moved into second on career steals list after just two seasons.

1999 NIT

Nebraska 68, UNLV 55

March 10—at Lincoln, Neb.

Rebels (55): Kevin Simmons 1-7 0-0 3, Shawn Marion 7-17 4-4 18, Issiah Epps 4-4 2-4 10, Desmond Herod 3-11 2-2 11, Mark Dickel 1-2 0-1 2, Brian Keefe 1-3 0-0 2, Donovan Stewart 1-3 0-0 2, Chris Richardson 1-1 2-2 4, Edwin Daniels 1-6 1-2 3. Team Totals 20-54 11-15 55.

Cornhuskers (68): Larry Florence 8-14 0-0 16, Andy Markowski 2-9 2-3 6, Venson Hamilton 4-11 1-2 9, Chad Johnson 2-5 2-2 6, Cookie Belcher 7-10 2-2 17, Cary Cochran 0-2 0-0 0, Joe Holmes 0-0 0-0 0, Troy Piatkowski 3-4 0-0 8, Louis Truscott 3-3 0-1 4. Team Totals 29-58 7-10 68.

UNLV	29	26	-	55
Nebraska	31	37	-	68

Three-point goals: UNLV 4-23 (Herod 3-10, Simmons 1-3, Daniels 0-4, Keefe 0-2, Marion 0-2, Dickel 0-1, Stewart 0-1), Nebraska 3-9 (Piatkowski 2-3, Belcher 1-3, Cochran 0-2, Johnson 0-1). FG%: UNLV 37.0, Nebraska 50.0. FT%: UNLV 73.3, Nebraska 70.0. Turnovers: UNLV 20, Nebraska 22. Rebounds: UNLV 31 (Simmons, Marion 8), Nebraska 38 (Markowski 11). Fouls: UNLV 12, Nebraska 17. Assists: UNLV 12 (Dickel 6), Nebraska 20 (Belcher 5). Fouled Out: none. Blocked shots: UNLV 2 (Epps 2), Nebraska 5 (Hamilton 4). Steals: UNLV 11 (Daniels 5), Nebraska 13 (Belcher 5). Technical fouls: none. Officials: David Hall, Ron Zetcher, Bobby Hunt. Attendance: 6,022.

Game Notes: With the victory, Nebraska locked up its second consecutive 20-win season, and 11th overall in school history...Belcher surpassed Erick Strickland to set a new Nebraska career steals record during contest...Hamilton broke the career blocked shots record with four in the game, breaking Mikki Moore's school record...NU improved to 8-0 all-time in first-round NIT home contests and 13-1 overall in home NIT games...Nebraska's 13-point victory tied its largest ever postseason win, equalling 13-point margin in a 79-66 victory over Canisius in the 1984 NIT.

TCU 101, Nebraska 89 March 15—at Fort Worth, Texas

Cornhuskers (89): Larry Florence 7-10 2-3 16, Andy Markowski 2-3 2-2 6, Venson Hamilton 8-19 3-5 19, Chad Johnson 2-8 1-3 5, Cookie Belcher 5-14 3-3 15, Cary Cochran 7-10 2-2 23, Joe Holmes 0-1 0-0 0, Troy Piatkowski 0-5 0-0 0, Louis Truscott 2-4 0-0 5. Team Totals 33-74 13-18 89.

Horned Frogs (101): Marquise Gainous 12-18 6-7 30, Lee Nailon 7-9 5-6 20, Prince Fowler 6-10 2-2 17, Vladimir Jaksic 5-10 2-2 15, Ryan Carroll 4-8 1-2 11, Shannon Long 2-3 4-8 8. Team Totals 36-58 20-27 101.

Nebraska	43	46	-	89
TCU	41	60	-	101

Three-point goals: Nebraska 10-19 (Cochran 7-9, Belcher 2-5, Truscott 1-1, Piatkowski 0-2, Johnson 0-1, Hamilton 0-1), TCU 9-21 (Fowler 3-5, Jaksic 3-7, Carroll 2-5, Nailon 1-2, Gainous 0-1, Long 0-1). FG%: Nebraska 44.6, UNLV 62.1. FT%: Nebraska 72.2, TCU 74.1. Turnovers: Nebraska 15, TCU 16. Rebounds: Nebraska 32 (Hamilton 10), TCU 37 (Gainous 9). Fouls: Nebraska 20, TCU 14. Assists: Nebraska 15 (Florence, Belcher, Cochran 4), TCU 26 (Fowler, Jaksic 7). Fouled out: Nebraska-Hamilton, TCU-none. Blocked shots: Nebraska 2 (Hamilton, Belcher 1), TCU 10 (Gainous 5). Steals: Nebraska 13 (Belcher 6), TCU 12 (Gainous, Nailon 3). Technical fouls: none. Officials: Dan Chrisman, Eddie Jackson, Bobby Jacobs. Attendance: 7,166.

Game Notes: Nebraska finished season with a 20-13 mark, recording its ninth straight postseason appearance and 11th overall in Coach Danny Nee's 13 seasons...NU's 20 victories marked seventh time under Nee that Huskers have reached that victory plateau...Cochran connected on seven three-pointers in the loss, tying NU then-school record of most three-pointers in a game, previously held by Chris Cresswell...Belcher finished his record-setting steals season with 102 thefts...Hamilton finished his career with Nebraska record totals of 1,080 rebounds, 241 blocked shots and 129 games played...for 12th time in 13 NIT appearances, Nebraska advanced to at least the second round.



Nebraska's 1998 NCAA Tournament team.



Venson Hamilton, who was the 1999 Big 12 Player of the Year, led Nebraska to four straight postseason berths. Hamilton finished his career as NU's career leader in rebounds and blocked shots.



HISTORY

40
30
00

NEBRASKA BASKETBALL

The History of Nebraska Basketball

by Mike Babcock

As near as anyone can determine, the University of Nebraska was first represented by a men's basketball team on Feb. 2, 1897, just six years after Dr. James A. Naismith set down the rules of the game at the International YMCA Training School in Springfield, Mass.

A team from the Lincoln YMCA was the opponent, and Nebraska posted an 11-8 victory at Grant Memorial Hall, the home of the Huskers for all but two seasons until the Coliseum opened in 1926. The same teams played in Grant Hall three weeks later with a similar result, as NU won 23-14. Nebraska had to rally in the second game. The Hesperian, a student newspaper, reported: "At the end of the first half the score stood 9 to 6 in favor of the visitors but during the second half our boys took a brace and some excellent work was done."

Such was the modest beginning of a program that has enjoyed probably its greatest success over the last 13 seasons, with a 231-176 record (.568), nine postseason appearances, including five NCAA Tournaments, a Phillips 66 Big Eight Tournament title in 1994 and the 1996 National Invitation Tournament championship title.

Nebraska doubled its schedule in 1898, losing twice to the Lincoln YMCA and splitting two games with the Omaha YMCA. A 16-12 loss against the Omaha YMCA provided evidence as to why Nebraska finished 1-3 that season. According to The Hesperian account: "The great difficulty of the University team was mere recklessness. Our boys have been playing with a loose interpretation of the rules. The officials were strict and of course the resulting advantage was in favor of Omaha." Then as now, overly aggressive play had its drawbacks.

Nebraska played teams from other universities for the first time in 1899, winning two games against Nebraska Wesleyan and one against Doane en route to the unofficial state championship. The next season, Nebraska played an out-of-state opponent for the first time, defeating the University of Kansas, 48-8, at Lincoln. That game still ranks as the worst loss for a Jayhawk team and was the first for either school against a present-day NCAA Division I school and the first matching present-day Big 12 Conference institutions.

The Kansas team was coached by Dr. Naismith. The Nebraska student yearbook, *Sombrero*, wrote: "A closely contested game was looked for. The Jayhawkers were, however, completely outclassed, the score being 48-8." Based on the victory against Kansas and four other similarly decisive victories, "the basketball team for this year was undoubtedly superior to any in the west," the *Sombrero* concluded. It would be several years before such a claim could be made again.

Nebraska hired its first full-time coach in 1911. E.O. "Jumbo" Stiehm, who scored 24 points against Nebraska as a Wisconsin basketball player in 1908, coached both football and basketball. His first Husker basketball team won 14 of 15 games, its only loss coming at



Chuck Jura earned All-Big Eight honors in 1972 for Head Coach Joe Cipriano.

Minnesota, 40-15. The student newspaper, *The Daily Nebraskan*, blamed the loss on Nebraska's inability to adjust to the Gophers' "100-foot floor."

A *Daily Nebraskan* account of Nebraska's 29-28 season-ending victory against Kansas at Lincoln in 1912 provides evidence that some fans' behavior hasn't changed much over the years.

"The game as a whole was entirely unsatisfactory, being marred by rough tactics of the visitors, incompetent work on the part of the referee and interruptions by the audience, which were in part justifiable."

Nebraska shared the Missouri Valley Conference championship with Kansas in 1912 and 1914 and won the title outright in 1913 under Stiehm's leadership. The 1913-14 team was "so fast it took a movie camera to catch 'em," according to the Cornhusker student yearbook. It was described as a "point-a-minute" team, which wasn't quite accurate. Typically, games lasted 40 minutes (though that wasn't always the case), and Nebraska averaged 30 points per game. Guard Sam Carrier became Nebraska's first All-America basketball player in 1913. He and Carl Underwood led the Huskers to 17 victories in 19 games. Underwood was the Missouri Valley Conference scoring leader with 66 points in 10 conference games.

Nebraska won another conference title outright in 1916, after Sam Waugh replaced Stiehm as the Cornhuskers' coach for one season. Stiehm, who coached the first game of the season before giving way to Waugh, had

planned to remain at Nebraska through the basketball season before leaving to become coach and athletic director at Wisconsin. But the Nebraska Athletic Board decided to replace him.

Waugh was succeeded by E.J. "Doc" Stewart, whose three Cornhusker teams had a combined record of 29-23. Nebraska was 22-2 in 1919-20 and 11-3 in 1920-21 under Coach P.J. Schissler. After the 1919-20 season, Schissler challenged the University of Chicago to a game, but to no avail. The Cornhuskers also were invited to a postseason AAU tournament in Atlanta but didn't go.

Schissler's teams played as independents. Nebraska lost its affiliation with the Missouri Valley Conference because of a decision to play a football game against Oklahoma in Omaha in 1919. Conference rules prohibited such games (Oklahoma had not yet joined the Missouri Valley Conference). Nebraska returned to the Missouri Valley Conference in 1921, and Owen Frank replaced Schissler as basketball coach. The remainder of the Roaring 1920s was, for the most part, undistinguished.

Basketball was rough and tumble. There was a center jump after every basket and no requirement to cross mid-court in 10 seconds or less. The ball was a lot different, too, more like a medicine ball, which contributed to some dull games.

The most significant event during the 1920s was the building of the Coliseum, which was dedicated on Feb. 6, 1926. The Cornhuskers



Bus Whitehead was a two-time All-Big Seven selection in 1949 and 1950.

INTRODUCTION

OUTLOOK

PLAYERS

COACHES

STAFF

OPPONENTS

REVIEW

RECORDS

HISTORY

dropped a 25-14 decision to Kansas in the first game at their new home, which was built at a cost of \$445,000 and seated 8,000 for basketball. Prior to that, Nebraska played most of its home games in Grant Hall, which seated about a fourth as many fans as the Coliseum and was located just to the north of where the Sheldon Art Gallery now stands.

Athletic Director Fred Leuhring arranged for Nebraska to play its home basketball games at the State Fairgrounds Coliseum in 1921, in order to accommodate more spectators. The Cornhuskers played two seasons at the Fairgrounds Coliseum, which had a wider court than Grant Hall.

The first game there was played on Jan. 14, 1921. Nebraska defeated conference opponent Grinnell 31-10 before an audience of 1,500, according to newspaper estimates. After two seasons, the Cornhuskers returned to Grant Hall, which had been remodeled, and continued to play home games there until the NU Coliseum opened.

Nebraska ended the decade with an 11-5 season under Charles T. Black, a former Kansas All-American in 1928-29. In the next 19 seasons, the Huskers had just two winning records, back-to-back campaigns under Coach W.H. Browne in 1935-36 and 1936-37. The 1937 team tied Kansas for the Big Six championship, after

finishing second to the Jayhawks in 1936.

The 1930s produced four more Cornhusker All-Americans: center Don Maclay in 1931, guard Steve Hokuf in 1933, guard George Wahlquist in 1936 and guard Robert Parsons in 1937. Maclay was the Big Six scoring leader in 1930, scoring 112 points in 10 league games.

Harry Good was hired as head coach in 1946 and after two losing seasons, turned Nebraska's fortunes around. In 1948-49, Good's Huskers went 16-10, tied Oklahoma for the Big Seven regular-season championship and defeated the Sooners, 57-56, in a conference playoff to qualify for an NCAA playoff game. The NCAA Tournament was structured differently then, and the Cornhuskers needed to win that playoff to advance into the NCAA field. They lost to Oklahoma A&M, the Missouri Valley Conference champion, 52-35, at Kansas City, Mo. Coach Henry P. Iba's Aggies went on to finish second to Kentucky, coached by Adolph Rupp, in the NCAA Tournament.

In 1949-50, Nebraska again won 16 games and shared the Big Seven crown with Kansas and Kansas State.

That marks the last time the conference had a three-way tie at the top. "We were King in our day," Claude Retherford once told a newspaper reporter. "They were firing football coaches left and right, but we packed 'em in. Oh, people were interested in football, but basketball was THE game on the Nebraska campus when we played." Retherford earned All-Big Seven recognition in 1949 after leading the conference in scoring with a 12.4 points-per-game average.

The Cornhuskers had another first-team All-Big Seven performer in 1949, Milton "Bus" Whitehead. The 6-10 center from Scottsbluff, Neb., also earned all-conference honors in 1950, when he averaged a then-school-record 15.7 points per game. Whitehead was named to the District V All-America team by Collier's Magazine. Whitehead also was the first Cornhusker selected to play in the East-West All-Star Game in New



Claude Retherford was the leading scorer on NU's 1949 Big Seven Championship team.

York City's Madison Square Garden. When he graduated, Whitehead held nine school scoring records.

Nebraska basketball experienced another drought beginning in 1950-51, with 15 consecutive losing seasons. Despite playing for a team that finished last in the Big Seven in 1952, Husker guard Jim Buchanan earned All-America and all-conference honors. And even though the late Jerry Bush, dubbed the "Big Bear of the Coliseum," never produced a winning team in his nine seasons as head coach at Nebraska, his colorful personality and uncanny ability to fashion upsets kept Cornhusker fans entertained.

The most dramatic upset during Bush's tenure as coach came on Feb. 22, 1958, against Kansas. The Jayhawks featured 7-foot center Wilt Chamberlain and were ranked fourth in the nation when they came to Lincoln. Earlier in the season, the Jayhawks had defeated the Huskers 102-46 at Lawrence, Kan., with Chamberlain matching Nebraska by scoring 46 points. Nebraska scored a 43-41 victory in the rematch, when 5-9 guard Jim Kubacki hit a 15-foot jump shot with two seconds remaining.

But that's only part of the drama. Kubacki, a senior from Toledo, Ohio, spent all but the final 6:53 of the game sitting on the bench in street clothes, forced there by a knee injury and the kind of fate from which legends are built. When the Cornhuskers' captain, Gary Reimers, left the game with leg cramps, Kubacki convinced Bush to let him suit up. Four minutes and seven seconds later, Kubacki went into the game. Two minutes and 44 seconds after that, he hit the winning shot.

Bush also had the distinction of coaching



Andre Smith was the Big Eight Player of the Year for Nebraska in 1981.



Clifford Scales was a four-year letterman for Nebraska and is one of 22 1,000-point scorers in Husker history.

the school's first 1,000-point scorer, guard Herschell Turner, who came from Indianapolis, Ind., where he was rated the second-best high school player in the state as a senior, behind only crosstown rival Oscar Robertson. Turner earned All-Big Eight honors in 1960 and ended his Cornhusker career with 1,056 points.

Following the 1962-63 season, Bush was replaced as head coach by Joe Cipriano, who brought the nickname "Slippery Joe" and up-tempo basketball to the Coliseum. His teams pressed full-court and ran a fast-break offense, which led the Big Eight in scoring average in 1966, 1967 and 1968.

Cipriano's first two teams had a combined record of 17-33. But his third team, in 1965-66, was one of the most successful in school history, finishing 20-5 and second to Kansas in the Big Eight. All-Big Eight guard Grant Simmons, the first Cornhusker to earn Academic All-Big Eight honors, was the team's leader.

The 1966-67 team finished 16-9 and made the school's first appearance in the 16-team National Invitation Tournament, played at New York City's Madison Square Garden. Guard Stu Lantz was a two-time All-Big Eight pick and led the Cornhuskers in scoring and rebounding in both 1966-67 and 1967-68.

Guard Marvin Stewart and center Chuck Jura earned All-Big Eight honors for Cipriano in 1971 and 1972, respectively. Guard Jerry

Fort, who finished his career with a then-school-record 1,882 points, was the first Nebraska player chosen first-team all-conference three times, from 1974 through 1976. With Fort's leadership, Nebraska began a string of 14 winning seasons.

In the fall of 1976, Cornhusker basketball moved out of the Coliseum and into the state-of-the-art Bob Devaney Sports Center arena. Located on the State Fairgrounds, the \$13 million athletic complex was financed by a special cigarette tax.

Cipriano coached Nebraska to another 20-victory season in 1977-78. The Cornhuskers, led by All-Big Eight guard Brian Banks, finished with a 22-8 record and advanced to the second round of the NIT. Despite failing health – a battle against cancer that he finally lost – Cipriano shared coaching duties with his assistant, Moe Iba, in 1979-80, and took Nebraska to the NIT again. For their efforts, the duo shared United Press International Big Eight Coach-of-the-Year honors.

Cipriano brought Nebraska into the modern era, coaching 17 seasons and 450 games. His record was 253-197, and those 253 victories represent nearly one-fifth of Nebraska's all-time total. Following Cipriano's death, Iba was named head coach, and he continued Cipriano's winning ways. In Iba's six seasons on the bench, Nebraska was 106-71 and advanced to postseason play four times.

Center Andre Smith was the 1981 Big Eight MVP and twice earned All-Big Eight honors. However, it was the late Jack Moore, a 5-10 playmaker from Muncie, Ind., who captured the hearts of Nebraska fans from 1980 through 1982. Moore earned All-Big Eight honors in 1982, when he won the Naismith Award, given annually to the nation's top player under 6-feet tall. The first three-time academic All-Big Eight pick in Nebraska history, Moore scored 1,204 points and hit .901 from the free throw line during his career.

The cornerstone of Iba's teams from 1983 through 1986 was Omaha, Neb., native Dave Hoppen, a three-time All-Big Eight center and the first Nebraska basketball player to have his jersey number (42) retired by the school. In 1982-83, Hoppen's freshman season, the Cornhuskers were 22-10 and won three games in the NIT before losing to DePaul in the semifinals at Madison Square Garden. The Cornhuskers returned to the NIT each of the next two seasons, advancing to the second round both times.

Hoppen's college career, though, was ended by a knee injury he sustained in a game at Colorado on Feb. 1, 1986.

He finished as the school's all-time scoring leader with 2,167 points and broke or tied 19 school records during his four-year stay. After Hoppen's injury, Iba's team regrouped and went on to earn the school's first-ever "official" NCAA Tournament berth. Nebraska lost to Western Kentucky in the first round of the Southeast Regional, 67-59. Following the game, Iba announced his resignation.

On March 27, 1986, Danny Nee was officially introduced as Nebraska's 24th basketball coach. During a news conference to announce his hiring, Nee said a "new era" in Cornhusker basketball was beginning.

Nee's 14 teams appeared in postseason play 11 times and topped the 20-victory mark in seven seasons. In his first season, Nebraska was 21-12 and finished third in the NIT.

After a 13-18 record in his second season, the Cornhuskers got back over the .500 mark with a 17-16 record in 1988-89 and advanced to the second round of the NIT.

Nebraska missed the school single-season record for losses by one in 1989-90 (10-18), then won a school-record 26 games, with only eight losses, in 1990-91. The Cornhuskers reached the Big Eight Tournament championship game for the first time and advanced to the NCAA Tournament, losing to Xavier 89-84 in the first round of the regionals at Minneapolis, Minn.

The 1990-91 team included two first-round NBA draft picks, senior Rich King and redshirted freshman Eric Piatkowski. The 7-2 King was the



In six seasons as head coach, Moe Iba guided Nebraska to four postseason appearances, including the school's first-ever NCAA Tournament berth in 1985-86.

tallest player in Cornhusker history.

Piatkowski, Nebraska's sixth-man in 1990-91, went on to win first-team all-conference honors twice. He ranks second on the Cornhuskers' career-scoring list, with 1,934 points and he is the only Nebraska player to finish with at least 1,900 points, 600 rebounds (669) and 300 assists (322).

Three more NCAA Tournament appearances followed the record-shattering 1991 season. In 1992-93, the Huskers registered their highest league finish under Nee by tying for second in the Big Eight.

In addition to reaching the NCAA Tournament for a fourth consecutive season and recording back-to-back 20-victory seasons for the first time in school history, Nee's 1993-94 team made history by winning the school's first Phillips 66 Big Eight Tournament title. The Cornhuskers defeated Oklahoma, Missouri and Oklahoma State, in that order, to earn the tournament championship.

Nebraska's NCAA Tournament run ended at four in 1994-95, but the Huskers kept their postseason streak alive with an NIT berth, advancing to the second round. The 1995-96 team struggled down the stretch but was back in the NIT and capped its season with a run to the tournament title.

The Huskers won two games on the road and scored more than 80 points in four of their five games. They finished with a 60-56 victory against St. Joseph's at Madison Square Garden.

"The NIT run was incredible when you look at the teams we beat and how we beat them," Nee said after the remarkable run. "I don't care what anybody says, it was domination."

The 1996 NIT championship team was one of the most talented in school history. Two future NBA players, Erick Strickland and



Bruce Chubick played on four NCAA Tournament teams in his Nebraska career, spanning from 1991 to 1994.

1998 first-round draft pick Tyronn Lue, were in the backcourt. And two other players on the team scored 1,000 career points, Jaron Boone and freshman Venson Hamilton, who would finish his career in 1999 as the school's all-time leading rebounder and shot-blocker.

Lue's contributions as a freshman to the NIT championship team were only a preview of what was to come. The lightning-quick, 6-0 point guard finished his career as the seventh-leading scorer in school history, and he ranked in the top 10 in 12 other career categories. His leadership carried the 1996-97 Cornhusker team, the first to play in the Big 12, to another NIT appearance.

Behind a late-season run, which included Nebraska's longest conference winning streak in 20 years, Nee's 12th team finished fourth in the Big 12 and returned to the NCAA Tournament. The bid was the Cornhuskers' fifth during the 1990s and extended the school-record postseason run to eight.

The streak reached nine in 1999, as the Cornhuskers just missed an NCAA Tournament bid and advanced to the second round of the NIT. In the process, NU reached the 20-victory mark for a second consecutive season, and Hamilton was named Big 12 Player of the Year.

The optimism that preceded the 1999-2000 season, Nee's last, quickly faded with the loss of guard Cookie Belcher, who was sidelined by a wrist injury and forced to take a medical redshirt. The Cornhuskers were off-

balance almost from the beginning of the season and fell far short of expectations.

Even though Nee became the winningest coach in school history in 1999-2000, getting victory No. 254 to pass Joe Cipriano in the Cornhuskers' final home game against Colorado, his final team finished with an 11-19 record. The 19 losses tied for the most in school history.

With then-Director of Athletics Bill Byrne setting his sites on bringing NU basketball back to national prominence, he hired Barry Collier as the Cornhuskers' new coach on April 5, 2000.

In Collier's first season with the Huskers, Nebraska finished with a 14-16 mark, a three-game improvement over the previous year. Belcher returned to the lineup and led the Huskers with 16.4 points per game to earn second-team All-Big 12 Conference honors while finishing third in NCAA history for career steals with 353.

Nebraska then went 13-15 during the 2001-02 season, but set a solid foundation for the future. The Huskers hit a school-record 267 three-point field goals and had the second-fewest turnovers (317) in school history, both of which ranked in the national top 10, while tying for seventh place in the conference standings. Cary Cochran led the nation at the free-throw line by hitting at a 92.1-percent clip.

The Huskers hit a bump in the road in 2002-03, as Nebraska went just 11-19, but managed a respectable 9-6 record at home in the Devaney Center. The Huskers set a school record for three-point field-goal percentage defense (30.3) and had the third-lowest field-goal percentage defense (40.8) at Nebraska in more than 40 years. Newcomers Andrew Drevo (13.9 ppg) and Nate Johnson (13.3 ppg) led the team to earn honorable-mention all-conference honors.



Terrance Badgett was a member of the 1994 Big Eight Tournament title squad and the 1996 NIT Championship team.



Carl Hayes scored 1,136 points to rank 20th on the school's career scoring list.

INTRODUCTION

OUTLOOK

PLAYERS

COACHES

STAFF

OPPONENTS

REVIEW

RECORDS

HISTORY

179

Nebraska's 1,000-Point Scorers

INTRODUCTION

OUTLOOK

PLAYERS

COACHES

STAFF

OPPONENTS

REVIEW

RECORDS

HISTORY



1. Dave Hoppen - 2,167 Points
6-11, 235, C, 1983-86
Omaha, Neb. (Benson)

Three-time All-Big Eight center Dave Hoppen finished his career as Nebraska's all-time leading scorer with 2,167 points. Hoppen, whose four-year collegiate career was cut short by a knee injury in a game at Colorado, Feb. 1, 1986, broke or tied 19 Nebraska records and five Big Eight marks during his standout career. A native of Omaha, Neb., Hoppen was the first player in Husker basketball history to have his jersey (42) retired. Originally drafted by the NBA's Atlanta Hawks in the third round of the 1986 draft, he played with both Charlotte and Philadelphia, and a stint in the CBA. Hoppen was inducted into the Nebraska Basketball Hall of Fame in 1996.

Season	G-GS	FG-FGA	Pct.	FT-FTA	Pct.	Reb.-Avg.	TP-Avg.
1982-83	32-32	163-311	.524	119-159	.784	161-5.0	445-13.9
1983-84	30-30	220-367	.599	158-208	.760	207-6.9	598-19.9
1984-85	30-30	270-418	.646	164-210	.781	258-8.6	704-23.5
1985-86	19-19	151-245	.616	118-147	.803	147-7.7	420-22.1
Totals	111-111	1,804-1,341	.600	559-724	.772	773-7.0	2,167-19.5



2. Eric Piatkowski - 1,934 Points
6-7, 215, F, 1991-94
Rapid City, S.D. (Stevens)

One of only two players in school history to play on four-straight NCAA Tournament teams, Eric Piatkowski finished his career as the second-leading scorer in school history with 1,934 points. The Most Valuable Player in the 1994 Phillips 66 Big Eight Tournament, Piatkowski had a school and tournament-record 42-point outburst in Nebraska's first-round victory over Oklahoma. A two-time first-team All-Big Eight pick, Piatkowski averaged 21.5 points in his final season as a Husker, and became the first player in school history to score 1,900 points (1,934), grab 600 rebounds (669) and dish out 300 assists (322). A first-round draft pick of the NBA's Indianapolis Pacers, Piatkowski's draft rights were then traded to the Los Angeles Clippers, who he played with for eight seasons before joining the Houston Rockets during the summer of 2003.

Season	G-GS	FG-FGA	Pct.	3Pt FG	Pct.	FT-FTA	Pct.	Reb.-Avg.	Pts-Avg.
1990-91	34-1	128-275	.465	44-127	.346	72-86	.837	125-3.7	372-10.9
1991-92	29-28	144-338	.426	47-136	.346	79-109	.725	184-6.3	414-14.3
1992-93	30-30	178-367	.485	48-129	.372	98-129	.760	171-5.7	502-16.7
1993-94	30-30	226-456	.496	63-172	.366	131-165	.794	189-6.3	646-21.5
Totals	123-89	676-1,436	.471	202-564	.358	380-489	.777	669-5.4	1,934-15.7



3. Jerry Fort - 1,882 Points
6-3, 170, G, 1973-76
Chicago, Ill. (Franciscan)

The first Husker basketball player to earn All-Big Eight honors for three-straight seasons, Jerry Fort finished his career with 1,882 points - a record that stood for nine seasons, until Dave Hoppen broke it, Dec. 15, 1985. Fort was a third-round draft pick of the Boston Celtics following his senior season. He scored a then-school-record 40 points against Missouri as a junior. Fort was inducted into the Nebraska Basketball Hall of Fame in 1991.

Season	G-GS	FG-FGA	Pct.	FT-FTA	Pct.	Reb.-Avg.	TP-Avg.
1972-73	26-18	151-349	.433	74-104	.712	106-4.0	376-14.5
1973-74	26-26	207-484	.428	54-88	.614	110-4.2	468-18.0
1974-75	26-26	218-508	.429	89-138	.645	91-3.5	525-20.2
1975-76	27-27	201-452	.445	111-156	.712	87-3.2	513-19.0
Totals	105-97	777-1,793	.433	328-486	.675	394-3.8	1,882-17.9



4. Andre Smith - 1,717 Points
6-7, 215, C/F, 1978-81
Chicago, Ill. (Kennedy)

Andre Smith closed his brilliant four-year career in 1980-81 when he led the Big Eight Conference in scoring with a 19.5 average in league games only. Smith was named the conference's player of the year for his efforts - the last Husker to earn that honor until Venson Hamilton in 1999. He was also a two-time all-conference selection. He scored 1,717 points and grabbed 753 rebounds during his Husker career and was chosen in the seventh round of the 1981 NBA Draft by the Cleveland Cavaliers. He was inducted into the Nebraska Basketball Hall of Fame in 1994.

Season	G-GS	FG-FGA	Pct.	FT-FTA	Pct.	Reb.-Avg.	TP-Avg.
1977-78	30-2	105-190	.533	68-111	.613	144-4.8	278-9.3
1978-79	27-27	146-256	.570	72-110	.655	186-6.9	364-13.5
1979-80	31-31	237-388	.610	126-189	.670	251-8.1	600-19.4
1980-81	26-26	185-314	.589	105-152	.691	172-6.6	475-18.3
Totals	114-86	673-1,148	.586	371-562	.660	753-6.6	1,717-15.1



5. Jaron Boone - 1,609 Points
6-6, 195, G, 1993-96
Salt Lake City, Utah (Skyline)

Boone played in 127 games and started 102 to rank third and fourth, respectively, in school history. Boone became the 17th player in school history to reach 1,000 points, but just the fifth to do so before completing his junior season. Boone earned second-team All-Big Eight honors as a junior and helped Nebraska to the NIT Championship his senior year. Boone's 559 points in his junior season is the seventh-highest single-season output in school history. Boone scored 20-or-more points 18 times in his career and ranks among the school leaders in three-point goals made (third, 181) and attempted (fourth, 501), assists (third, 446) and minutes (fourth, 3,624).

Season	G-GS	FG-FGA	Pct.	3FG-Att.	Pct.	FT-FTA	Pct.	Reb-Avg	TP-Avg.
1992-93	31-8	76-185	.411	17-57	.298	46-56	.821	72-2.3	215-6.9
1993-94	30-28	138-290	.476	35-95	.368	55-78	.705	78-2.6	366-12.2
1994-95	32-32	199-455	.437	70-182	.385	91-134	.679	106-3.3	559-17.5
1995-96	34-34	162-397	.408	59-167	.353	86-123	.699	92-2.7	469-13.8
Totals	127-102	575-1,327	.433	184-501	.367	274-387	.708	348-2.7	1,609-12.7



6. Erick Strickland - 1,586 Points
6-3, 210, G, 1993-96
Bellevue, Neb. (West)

One of two 1,000-point scorers on the 1995-96 team, Erick Strickland finished his career with 1,586 points. Strickland was a second-team all-conference selection as a senior when he led the team in scoring (14.7) and was named the MVP of the NIT. Strickland played in 127 career games, tied for third in school history and started 84. His 516 points during his senior season rank 12th in school single-season history. A three-time member of the Big Eight All-Defensive Team, he is second in steals at NU with 257. Strickland scored 20-or-more points 14 times in his career and ranks fourth in three-point field goals made (179), third in three-point field goal attempts (512) and fifth in assists (414). He has spent seven years in the NBA and is now a member of the Milwaukee Bucks.

Season	G-GS	FG-FGA	Pct.	3FG-Att.	Pct.	FT-FTA	Pct.	Reb-Avg	TP-Avg.
1992-93	31-6	84-185	.454	32-88	.364	43-59	.729	63-2.0	243-7.8
1993-94	30-13	102-241	.423	41-117	.350	77-95	.811	103-3.4	322-10.7
1994-95	31-31	175-394	.444	54-160	.338	101-139	.727	167-5.4	505-16.3
1995-96	35-34	174-399	.436	52-148	.351	116-141	.823	170-4.9	516-14.7
Totals	127-84	535-1,219	.439	179-512	.350	337-434	.776	503-4.0	1,586-12.5



7. Tyronn Lue - 1,577 Points
6-0, 175, G, 1996-98
Mexico, Mo. (Raytown)

Lue became one of the few Huskers to eclipse the 1,000-point mark by early in his junior season. He finished his career with 1,577 points before turning pro a year early. Lue was a first-round draft pick of the Denver Nuggets before being traded on draft night to the Los Angeles Lakers. He also played for

the Washington Wizards and is now a member of the Orlando Magic. Lue ranks in the top 10 in 12 other Husker career categories, including assists (fourth, 432), three-pointers (sixth, 145), games started (sixth, 96) and steals (sixth, 154). Lue started 96 of 99 games in his Husker career and led NU to three straight postseason appearances, including an NCAA berth in 1998.

Season	G-GS	FG-FGA	Pct.	3FG-Att.	Pct.	FT-FTA	Pct.	Reb.-Avg.	Pts.-Avg.
1995-96	35-34	105-232	.453	20-61	.328	66-96	.688	106-3.0	296-8.5
1996-97	32-30	215-476	.452	47-137	.343	126-155	.813	93-2.9	603-18.8
1997-98	32-32	240-547	.439	78-209	.373	120-145	.828	137-4.3	678-21.2
Totals	99-96	560-1,255	.446	145-407	.356	312-396	.788	336-3.4	1,577-15.9



8. Cookie Belcher - 1,552 Points
6-4, 205, G, 1997-2001
Mexico, Mo. (Mexico)

During the 1999 season, Cookie Belcher became the 21st player in school history to join the Huskers' 1,000-point club. With another stellar campaign in 2001, he moved into the Huskers' all-time top 10, finishing his career with 1,552 points. He was just the eighth player in NU history to reach 1,000 points before the start of

his senior season. Belcher made a strong mark on the Husker record books in other areas. He owns the Nebraska game, season and career records for steals and tied the then-single-game record for three-pointers made. For his career, he also ranked in the top 10 on NU's three-point and assist lists and owns the school records for most career starts and games played.

Season	G-GS	FG-FGA	Pct.	3FG-Att.	Pct.	FT-FTA	Pct.	Reb.-Avg.	TP-Avg.
1996-97	33-33	117-256	.457	30-76	.395	41-83	.494	126-3.8	305-9.2
1997-98	32-32	135-305	.443	29-102	.284	55-87	.632	126-3.9	354-11.1
1998-99	32-32	137-320	.428	39-128	.305	64-102	.627	107-3.3	377-11.8
1999-00	4-2	10-16	.625	0-1	.000	4-7	.571	15-3.8	24-6.0
2000-01	30-30	177-394	.449	48-143	.336	90-121	.744	152-5.1	492-16.4
Totals	131-128	576-1,291	.446	146-450	.324	255-400	.638	526-4.0	1,552-11.9



9. Rich King - 1,475 Points
7-2, 260, C, 1988-91
Omaha, Neb. (Burke)

The tallest player in Nebraska history at 7-2, Rich King finished his career with 1,475 points, and then-school records for blocked shots, 183, and games played (124). King had a big hand in the Huskers' record-breaking 26-8 campaign in 1990-91, as he led the team in scoring (15.5 ppg) and rebounding (8.1

rpg) en route to honorable-mention All-America honors from both AP and UPI. King, who was a first-round draft pick of the Seattle SuperSonics in the 1991 NBA Draft, tied Jerry Fort's then-school single-game scoring record with a 40-point outburst against Northern Illinois, Feb. 18, 1991.

Season	G-GS	FG-FGA	Pct.	3FG-Att.	Pct.	FT-FTA	Pct.	Reb.-Avg.	Pts.-Avg.
1987-88	29-5	56-108	.519	0-0	—	24-34	.706	84-2.9	136-4.7
1988-89	33-22	136-235	.579	0-0	—	91-139	.655	195-5.9	363-11.0
1989-90	28-21	170-305	.557	0-0	—	110-158	.696	208-7.4	450-16.1
1990-91	34-27	202-352	.574	2-5	.400	120-179	.670	274-8.1	526-15.5
Totals	124-75	564-1,000	.564	2-5	.400	345-510	.676	761-6.1	1,475-11.9



10. Venson Hamilton - 1,416 Points
6-10, 240, C, 1996-99
Forest City, N.C. (Oak Hill Academy)

One of two Huskers to reach the 1,000-point plateau in 1998-99, Venson Hamilton was a four-year standout for Coach Danny Nee. Hamilton finished his career with 1,416 points and ranks 10th on NU's all-time scoring list. His senior season was one of the finest campaigns in school history. For his efforts, Hamilton earned Big

12 Player-of-the-Year honors, the first Husker in 18 seasons to capture that prestigious award. Hamilton still owns NU records for rebounds (1,080) and blocked shots (241) and is second in games played (129). Hamilton was just the fourth player all-time among Big 12 schools to score 1,000 points, grab 1,000 rebounds and block 200 shots in his collegiate career. He was a second-round draft pick of the Houston Rockets.

Season	G-GS	FG-FGA	Pct.	3FG-Att.	Pct.	FT-FTA	Pct.	Reb.-Avg.	TP-Avg.
1995-96	32-1	71-130	.546	0-1	.000	54-100	.540	161-5.0	196-6.1
1996-97	32-25	124-215	.577	0-0	—	96-148	.649	269-8.4	344-10.8
1997-98	32-30	139-269	.517	0-0	—	80-144	.556	315-9.8	358-11.2
1998-99	33-32	194-388	.500	0-1	.000	130-198	.657	335-10.2	518-15.7
Totals	129-88	528-1,002	.527	0-2	.000	360-590	.610	1,080-8.4	1,416-11.0



11. Carl McPipe - 1,300 Points
6-8, 225, C, 1976-79
Hammond, Ind. (Technical)

One-half of the "Hammond Hustlers" (Brian Banks was the other), 'Pipe' and 'BB' provided Nebraska with a great four-year, one-two punch. McPipe, a three-year starter, finished his career with 1,300 points. As a junior, McPipe earned USBWA District V honors and was one of 12 starters designated as an All-American

by the Citizens Savings Athletic Foundation. In his final year in a Husker uniform, Banks was a repeat pick on the USBWA team and a fifth-round draft selection of the Philadelphia 76ers.

Season	G-GS	FG-FGA	Pct.	FT-FTA	Pct.	Reb.-Avg.	TP-Avg.
1975-76	20-1	25-67	.373	16-22	.727	58-2.9	66-3.3
1976-77	29-29	183-376	.487	74-108	.685	241-8.3	440-15.2
1977-78	29-29	190-357	.532	65-97	.670	228-7.9	445-15.3
1978-79	26-26	148-326	.454	53-90	.589	196-7.5	349-13.4
Totals	104-85	546-1,126	.485	208-317	.656	723-7.0	1,300-12.5



12. Tom Baack - 1,299 Points
6-5, 192, F, 1966-68
Fort Wayne, Ind. (Concordia)

Tom Baack, a 1995 Nebraska Hall of Fame inductee, finished his career with 1,299 points, a figure that stood as the school record until guard Jerry Fort came along 10 years later. He played on three straight winning NU teams from 1965 through 1968, and helped the Huskers to an NIT appearance in 1966-67—NU's

first-ever bid to the nation's oldest postseason tournament. Known for his satin-smooth jump shot, Baack had a 17.3 points-per-game average for his career, which still ranks third in school history. Baack served as an assistant at Nebraska for eight seasons after his playing days. He was selected in the 10th round of the 1968 NBA Draft by the Detroit Pistons.

Season	G	FG-FGA	Pct.	FT-FTA	Pct.	Reb.-Avg.	TP-Avg.
1965-66	25	147-325	.452	92-108	.852	106-4.2	386-15.4
1966-67	25	188-401	.469	73-90	.811	152-6.1	449-18.0
1967-68	25	191-412	.466	82-99	.828	134-5.4	464-18.6
Totals	75	526-1,138	.462	247-297	.832	392-5.2	1,299-17.3

INTRODUCTION

OUTLOOK

PLAYERS

COACHES

STAFF

OPPONENTS

REVIEW

RECORDS

HISTORY



13. Stuart Lantz - 1,269 Points
6-3, 175, G, 1966-68
Uniontown, Pa.

Stuart Lantz teamed with Tom Baack to give Nebraska a potent one-two offensive punch. Lantz finished his career with 1,269 points and 571 rebounds. A two-time All-Big Eight pick, Lantz went on to play eight years in the NBA with four teams (San Diego/Houston Rockets, Detroit Pistons, New Orleans Jazz, Los Angeles Lakers).

A charter member of the Nebraska Basketball Hall of Fame, Lantz had his jersey retired in the fall of 1989.

Season	G	FG-FGA	Pct.	FT-FTA	Pct.	Reb.-Avg.	TP-Avg.
1965-66	25	125-290	.431	56-85	.659	199-8.0	306-12.2
1966-67	25	190-368	.516	101-129	.783	193-7.7	481-19.2
<u>1967-68</u>	<u>25</u>	<u>173-349</u>	<u>.495</u>	<u>136-181</u>	<u>.757</u>	<u>179-7.2</u>	<u>482-19.2</u>
Totals	75	488-1,007	.485	293-395	.742	571-7.6	1,269-16.9



14. Chuck Jura - 1,255 Points
6-10, 220, C, 1970-72
Schuyler, Neb.

One of the top all-around centers in Nebraska history, Chuck Jura's 1,255 points rank 14th on the school's all-time list, and trail Stuart Lantz's career total by 14 points. Jura earned All-Big Eight honors as a senior and was an academic All-Big Eight choice, too. One of only six players in NU history to average more than 20 points

in a season (21.2), Jura ranks sixth on the rebounding chart (740) and his 11.7 rebounds per game (305 total) in his final season rank third on the NU single-season chart. Like Lantz, Jura was a charter member of the Nebraska Basketball Hall of Fame. A third-round NBA draft pick by the Chicago Bulls, Jura played professional basketball in Europe for several seasons.

Season	G	FG-FGA	Pct.	FT-FTA	Pct.	Reb.-Avg.	TP-Avg.
1969-70	25	99-205	.483	51-86	.593	192-7.7	249-9.9
1970-71	26	181-306	.592	93-160	.594	243-9.3	455-17.5
<u>1971-72</u>	<u>26</u>	<u>220-399</u>	<u>.551</u>	<u>111-181</u>	<u>.613</u>	<u>305-11.7</u>	<u>551-21.2</u>
Totals	77	500-910	.549	255-427	.597	740-9.6	1,255-16.3



15. Larry Florence - 1,223 Points
6-5, 220, F, 1997-2000
Phenix City, Ala.

Forward Larry Florence surpassed the 1,000-point milestone midway through the 1999-2000 season. Florence ranks third at Nebraska in career starts (105) and ranks in a tie for eighth in games played (123). A four-year starter, Florence was Nebraska's captain as a senior and led the Huskers in scoring at 13.0 points per game. In his senior season, Florence earned honorable-mention All-Big 12 honors from the league's coaches. Florence also earned the reputation as a strong defender and a hard worker in the weight room. He was named the Husker Power Male Athlete of the Year for all sports in 1999 and was a three-time men's basketball lifter of the year.

Season	G-GS	FG-FGA	Pct.	3FG-Att.	Pct.	FT-FTA	Pct.	Reb.-Avg.	TP-Avg.
1996-97	30-29	92-240	.383	1-7	.143	41-58	.707	113-3.8	226-7.5
1997-98	30-19	115-259	.444	1-5	.200	37-63	.587	110-3.7	268-8.9
1998-99	33-27	133-262	.508	1-4	.250	73-99	.737	135-4.1	340-10.3
<u>1999-00</u>	<u>30-30</u>	<u>156-389</u>	<u>.401</u>	<u>8-32</u>	<u>.250</u>	<u>69-105</u>	<u>.657</u>	<u>161-5.4</u>	<u>389-13.0</u>
Totals	123-105	496-1,150	.431	11-48	.229	220-325	.677	519-4.2	1,223-9.9



16. Jack Moore - 1,204 Points
5-9, 165, G, 1979-82
Muncie, Ind. (Central)

Jack Moore will long be remembered by Husker faithful for his gutsy play on the basketball court. He was honored with the 1982 Naismith Award, which is presented annually to the nation's top player under 6-feet tall. During his four-year career, Moore scored 1,204 points, and shot .901 from the free-throw

line - among the all-time best career marks in NCAA Division I history. Moore's .901 free-throw percentage broke the Big Eight record for career marksmanship, which had been held by his coach, Moe Iba. A consensus All-Big Eight selection as a senior, Moore was the first Husker cager to earn first-team academic All-Big Eight honors for three straight seasons, and his 382 career assists stand sixth on NU's all-time chart. Nebraska's MVP Award is named in honor of Moore, who was killed in a March 1984 plane crash. Moore was inducted into the Nebraska Basketball Hall of Fame in 1993.

Season	G-GS	FG-FGA	Pct.	FT-FTA	Pct.	Reb.-Avg.	TP-Avg.
1978-79	20-0	21-61	.344	21-25	.840	19-1.0	63-3.2
1979-80	31-30	137-291	.471	184-211	.872	53-1.7	458-14.8
1980-81	27-27	111-221	.502	118-128	.922	54-2.0	340-12.6
<u>1981-82</u>	<u>27-27</u>	<u>110-252</u>	<u>.428</u>	<u>123-131</u>	<u>.939</u>	<u>58-2.1</u>	<u>343-12.7</u>
Totals	105-84	379-830	.457	446-495	.901	184-1.8	1,204-11.5



17. Brian Carr - 1,182 Points
6-0, 165, G, 1984-87
Muncie, Ind. (Burris)

Brian Carr is the only player in Nebraska history to score 1,000 points and collect more than 600 assists in a career. Carr, who finished his four-year career with 14 Nebraska school records, scored 1,182 points and collected 682 assists. The 682 assists rank as the third-best total in Big Eight history, behind only former

Kansas stars Cedric Hunter and Jacque Vaughn. Carr also ranks second in career minutes played at NU. A second-team All-Big Eight selection as a senior (UPI), Carr was a two-time, first-team academic All-Big Eight performer. Carr was inducted into the Nebraska Basketball Hall of Fame in 2001.

Season	G-GS	FG-FGA	Pct.	3FG-Att.	Pct.	FT-FTA	Pct.	Reb.-Avg.	TP-Avg.
1983-84	30-0	59-114	.518	—	.000	19-32	.594	22-0.7	137-4.6
1984-85	30-30	118-210	.562	—	.000	48-58	.828	58-1.9	284-9.5
1985-86	30-30	139-293	.464	—	.000	79-93	.849	51-1.7	357-11.9
<u>1986-87</u>	<u>33-33</u>	<u>131-325</u>	<u>.403</u>	<u>58-157</u>	<u>.369</u>	<u>84-104</u>	<u>.808</u>	<u>47-1.4</u>	<u>404-12.2</u>
Totals	123-93	447-942	.475	58-157	.369	230-287	.801	178-1.4	1,182-9.6



18. Brian Banks - 1,150 Points
6-0, 160, G, 1976-79
Hammond, Ind.

The other half of the "Hammond Hustlers," Brian Banks was a three-year starter at guard for the Huskers from 1976-77 through 1978-79. His best season was as a junior in 1977-78, when he averaged 14 points and helped NU to a 22-8 record and an NIT bid. For his efforts, Banks earned first-team All-Big Eight honors.

He was inducted into the Nebraska Basketball Hall of Fame in 1999.

Season	G-GS	FG-FGA	Pct.	FT-FTA	Pct.	Reb.-Avg.	TP-Avg.
1975-76	27-1	42-93	.452	38-49	.776	33-1.2	122-4.5
1976-77	29-29	160-330	.485	66-100	.660	73-2.5	386-13.3
1977-78	30-30	173-351	.493	73-103	.709	84-2.8	419-14.0
<u>1978-79</u>	<u>24-23</u>	<u>96-212</u>	<u>.453</u>	<u>31-46</u>	<u>.674</u>	<u>66-2.8</u>	<u>223-9.3</u>
Totals	110-83	471-986	.478	208-298	.698	256-2.3	1,150-10.5



19. Marvin Stewart - 1,138 Points
6-3, 180, G, 1969-71
Chicago, Ill. (Dunbar)

Marvin Stewart finished his three-year career with 1,138 points, and is remembered by Husker fans as one of the finest fast-breaking guards in NU history. In his senior season, Stewart averaged 21.4 points, the fourth-best season average in school history, and earned first-team All-Big Eight honors. Stewart owns

the distinction of being the only 1,000-point club member to top the mark in fewer than 70 games, as he appeared in 66. Stewart was a second-round draft selection of the NBA's Chicago Bulls in 1971. He was inducted into the Nebraska Basketball Hall of Fame in 1994.

Season	G	FG-FGA	Pct.	FT-FTA	Pct.	Reb.-Avg.	TP-Avg.
1968-69	26	137-321	.426	107-150	.713	66-2.5	381-14.6
1969-70	14	83-174	.477	35-56	.625	28-2.0	201-14.4
<u>1970-71</u>	<u>26</u>	<u>215-426</u>	<u>.505</u>	<u>126-153</u>	<u>.824</u>	<u>54-2.1</u>	<u>556-21.4</u>
Totals	66	435-921	.472	268-359	.747	148-2.2	1,138-17.2



t20. Clifford Scales - 1,136 Points
6-2, 170, G, 1988-91
Maywood, Ill. (Westchester St. Joseph)

A steady player throughout his four-year Nebraska career, Clifford Scales tallied 1,136 points from 1988 through 1991. An honorable-mention All-Big Eight pick as a senior and a member of UPI's All-Big Eight Defensive team, Scales' 177 career steals ranked as the most ever by a Cornhusker cager when he completed

his career. One of five double-figure scorers on the 1990-91 Nebraska team at 10.2 points per game, Scales hit a then-school-record 45.6 percent from three-point range as a senior. He co-captained the Huskers' record-setting 26-8 squad during the 1990-91.

Season	G-GS	FG-FGA	Pct.	3FG-Att.	Pct.	FT-FTA	Pct.	Reb.-Avg.	TP-Avg.
1987-88	31-5	71-139	.511	3-10	.300	25-35	.714	41-1.3	170-5.5
1988-89	32-27	122-253	.482	6-19	.316	52-77	.675	91-2.8	302-9.4
1989-90	26-26	112-219	.511	10-24	.417	84-100	.840	93-3.6	318-12.2
<u>1990-91</u>	<u>34-34</u>	<u>136-291</u>	<u>.467</u>	<u>26-52</u>	<u>.456</u>	<u>48-60</u>	<u>.800</u>	<u>110-3.2</u>	<u>346-10.2</u>
Totals	123-96	441-901	.489	45-110	.409	209-272	.768	335-2.7	1,136-9.2



t20. Carl Hayes - 1,136 Points
6-9, 200, F, 1990-92,
Chicago, Ill. (Westchester St. Joseph)

An exciting player in the open court, Carl Hayes finished his three-year Nebraska career with 1,136 points, which is tied for 20th on NU's all-time chart along with former high school and college teammate Clifford Scales. A two-time honorable-mention All-Big Eight performer, Hayes was a starter on NU teams that

earned back-to-back NCAA Tournament bids in 1991 and 1992, including the Huskers' school-record 26 victories in 1991.

Season	G-GS	FG-FGA	Pct.	3FG-Att.	Pct.	FT-FTA	Pct.	Reb.-Avg.	TP-Avg.
1989-90	28-19	121-261	.464	5-16	.313	92-132	.697	138-4.9	339-12.1
1990-91	34-28	192-390	.492	1-12	.600	75-125	.600	179-5.3	460-13.5
<u>1991-92</u>	<u>28-16</u>	<u>126-294</u>	<u>.429</u>	<u>31-84</u>	<u>.369</u>	<u>54-103</u>	<u>.524</u>	<u>155-5.5</u>	<u>337-12.0</u>
Totals	90-63	439-945	.465	37-112	.330	221-360	.614	472-5.2	1,136-12.6



22. Cary Cochran - 1,082 Points
6-1, 190, G, 1999-2002
Minden, Iowa (Tri-Center)

One of the most dangerous long-distance threats in Nebraska and Big 12 history, Cary Cochran topped the 1,000-point mark during his senior campaign. Cochran set Nebraska records for career (268), single-season (89) and single-game (8) three-pointers during his senior season. He led the team in scoring at 14.0

points per game as a senior, and led the conference and nation in free-throw percentage by hitting 92.2 percent at the charity stripe. For his career, Cochran was an 89.6 percent shooter from the foul line, and was second in Nebraska history by hitting 42.5 percent from behind the arc. Cochran was an honorable-mention All-Big 12 pick by the coaches as a senior, and earned academic all-district and all-conference honors.

Season	G-GS	FG-FGA	Pct.	3FG-Att.	Pct.	FT-FTA	Pct.	Reb.-Avg.	TP-Avg.
1998-99	32-0	52-130	.400	39-98	.398	29-31	.935	45-1.4	173-5.4
1999-00	29-11	73-193	.378	62-160	.388	20-25	.800	73-2.5	228-7.9
2000-01	30-23	92-200	.460	78-165	.473	27-31	.871	71-2.4	289-9.6
<u>2001-02</u>	<u>28-28</u>	<u>116-277</u>	<u>.419</u>	<u>89-207</u>	<u>.430</u>	<u>71-77</u>	<u>.922</u>	<u>93-3.3</u>	<u>392-14.0</u>
Totals	119-62	333-800	.416	268-630	.425	147-164	.896	282-2.4	1,082-9.1



23. Herschell Turner - 1,056 Points
G, 1958-60
Indianapolis, Ind. (Shortbridge)

The first Husker cager to top the 1,000-point mark, Herschell Turner finished his career with 1,056 points. Turner teamed with Al Maxey to provide a strong offensive punch for Coach Jerry Bush's teams in the late 1950s. A first-team All-Big Eight selection as a senior, Turner was a strong rebounder and held

NU's single-season rebounding record for 10 seasons (244), until Leroy Chalk grabbed 257 rebounds in 1969. Turner finished his career with 626 rebounds, which ranks 13th on NU's all-time chart. He was a sixth-round draft choice of the NBA's Syracuse Nationals. He was inducted into the Nebraska Basketball Hall of Fame in 1990.

Season	G	FG-FGA	Pct.	FT-FTA	Pct.	Reb.-Avg.	TP-Avg.
1957-58	23	82-211	.389	82-136	.603	189-8.2	246-10.7
1958-59	25	146-361	.404	136-183	.743	244-9.8	428-17.1
<u>1959-60</u>	<u>24</u>	<u>143-326</u>	<u>.439</u>	<u>96-155</u>	<u>.619</u>	<u>193-8.0</u>	<u>382-15.9</u>
Totals	72	371-898	.413	314-474	.662	626-8.7	1,056-14.7

The 30-Point Club

INTRODUCTION

OUTLOOK

PLAYERS

COACHES

STAFF

OPPONENTS

REVIEW

RECORDS

HISTORY

42	Eric Piatkowski	***Oklahoma	March 11, 1994	W	105-88
40	Jerry Fort	Missouri	Feb. 22, 1975	W	80-77
	Rich King	Northern Illinois	Feb. 18, 1991	W	82-73
38	Tom Russell	Kansas	Feb. 21, 1962	L	70-73
36	W.W. Walsh	Crete	1906-07	W	82-8
	Tyronn Lue	Virginia	Dec. 27, 1997	W	80-65
35	Herschell Turner	*Missouri	Dec. 30, 1959	W	78-67
	Dave Hoppen	Southern Colorado	Nov. 29, 1984	W	89-67
	Eric Piatkowski	Texas	Nov. 28, 1993	L	75-78
34	W.E. Anderson	Kansas	March 2, 1900	W	48-8
	Bill Johnson	Missouri	Jan. 18, 1954	W	80-72
	Chuck Jura	at Oklahoma State	Jan. 26, 1972	W	64-63
	Jerry Fort	at Kansas State	Jan. 17, 1976	W	65-59
	Andre Smith	Eastern Washington	Dec. 3, 1979	W	82-68
	Tyronn Lue	Western Illinois	Nov. 19, 1997	W	86-57
33	Fred Hare	at Texas	Dec. 18, 1964	L	73-77
	Tom Baack	**Marshall	March 13, 1967	L	88-119
	Marvin Stewart	Nevada	Dec. 14, 1970	W	116-71
	Chuck Jura	Kansas	Feb. 19, 1972	W	99-78
	Jerry Fort	Missouri	Feb. 16, 1974	W	88-87 (OT)
	Andre Smith	Ala.-Birmingham	Dec. 22, 1979	W	92-84 (4OT)
	Andre Smith	Wisconsin-Oshkosh	Jan. 4, 1980	W	96-72
	Dave Hoppen	***California-Irvine	Dec. 28, 1984	W	73-67
	Dave Hoppen	at Oklahoma State	Jan. 19, 1985	L	66-68
	Eric Piatkowski	Kansas	Feb. 23, 1994	W	96-87
32	Marvin Stewart	Iowa State	Feb. 15, 1969	L	74-75 (OT)
	Marvin Stewart	Iowa State	Jan. 16, 1971	W	84-62
	Jerry Fort	Oklahoma	Feb. 12, 1975	L	57-65 (OT)
	Dave Hoppen	at Colorado State	Jan. 12, 1985	W	88-78 (2OT)
	Dave Hoppen	at Oklahoma	Feb. 6, 1985	L	74-83
	Dave Hoppen	at Montana State	Dec. 14, 1985	W	76-59
	Eric Piatkowski	Oklahoma State	March 2, 1994	W	89-81
31	Herschell Turner	at Missouri	March 2, 1959	W	81-79
	Harold Cebrun	Wyoming	Dec. 2, 1963	W	79-72
	Jerry Fort	*Oklahoma State	Dec. 28, 1973	W	69-62
	Eric Johnson	Creighton	Nov. 26, 1988	W	86-77
	Rich King	Harvard	Dec. 1, 1989	W	117-79
	Jaron Boone	at Colorado	Feb. 8, 1995	W	100-86
	Tyronn Lue	at Colorado	Feb. 21, 1998	W	79-71
30	Don Weber	*Kansas State	Dec. 28, 1953	W	78-74
	Herschell Turner	*Oklahoma State	Dec. 27, 1958	W	55-48
	Herschell Turner	Detroit	Jan. 31, 1959	W	91-77
	Charlie Jones	at Texas Tech	Dec. 1, 1962	W	68-66
	Marvin Stewart	at Missouri	Feb. 27, 1971	L	65-77
	Lee Harris	Texas Christian	Dec. 11, 1972	W	72-58
	Andre Smith	**Michigan	March 6, 1980	L	69-76
	Dave Hoppen	South Dakota	Dec. 1, 1984	W	101-69
	Eric Johnson	Michigan State	Nov. 30, 1989	L	75-77
	Dapreis Owens	Eastern Washington	Dec. 21, 1991	W	102-67
	Jaron Boone	!Oregon	Nov. 25, 1995	W	114-106 (OT)
	Tyronn Lue	!Oregon	Nov. 25, 1995	W	114-106 (OT)
	Tyronn Lue	at Oklahoma	Jan. 25, 1997	L	77-84
	Tyronn Lue	at Iowa State	Feb. 22, 1997	W	74-69 (OT)
	Tyronn Lue	Colorado	Jan. 11, 1998	W	87-72

*Big Eight Holiday Tournament; **NIT; ***Cable Car Classic;
****Phillips 66 Big Eight Tournament | Big Island Invitational

NU's 30-Point Performances By Player

1.	Dave Hoppen (1992-86)	7
	Tyronn Lue (1996-98)	7
3.	Jerry Fort (1973-76)	5
4.	Andre Smith (1978-81)	4
	Marvin Stewart (1969-71)	4
	Herschell Turner (1958-60)	4
	Eric Piatkowski (1991-94)	4
8.	Jaron Boone (1993-96)	2
	Eric Johnson (1988-89)	2
	Chuck Jura (1970-72)	2
	Rich King (1988-91)	2
12.	W.E. Anderson (1899-1900)	1
	Tom Baack (1966-68)	1
	Harold Cebrun (1964)	1
	Fred Hare (1965-66)	1
	Lee Harris (1972)	1
	Bill Johnson (1952-54)	1
	Charlie Jones (1962-64)	1
	Dapreis Owens (1989-91)	1
	Tom Russell (1961-62)	1
	W.W. Walsh (1907-09)	1
	Don Weber (1952-54)	1

Total 30-point scoring games: 54

Total 30-point scorers: 22

Last 30-point performance: Feb. 21, 1998 (31, Tyronn Lue)

NU is 42-12 in games when it has a player score 30 or more points.

NU's 40-Point Performances By Player

1.	Eric Piatkowski (1991-94)	1
	Jerry Fort (1973-76)	1
	Rich King (1988-91)	1

Total 40-point scoring games: 3

Total 40-point scorers: 3

Last 40-point scoring performance: March 11, 1995 (42, Eric Piatkowski)

NU is 3-0 in games when it has a player score 40 or more points.

Nebraska Coaching Ledger



Barry Collier
2001-present



Danny Nee
1987-2000



Moe Iba
1981-86



Joe Cipriano
1964-80



Jerry Bush
1955-63



Harry Good
1947-54



L.F. Klein
1946



A.J. Lewandowski
1941-45



William Browne
1933-40



Charles T. Black
1927-32



Ernest Bearg
1926



W.E. Kline
1924-25



Owen A. Frank
1922-23



Paul Schlisser
1920-21



Dr. E.J. Stewart
1917-19



Sam Waugh
1916



E.O. Stiehm
1912-15



O.F. Field
1911



T.J. Hewitt
1910



R.G. Clapp
1904-09



Fred Morrell
1902



E. Berry
1901



T.P. Hewitt
1900



Frank Lehmer
1897-99

Head Coaching Records (by percentage)

Coach	Season(s)	Years	Games	Won	Lost	Pct.	Conf. Titles
T.P. Hewitt	1900	1	5	5	0	1.000	0
Sam Waugh	1916	1	14	13	1	.929	1
Paul Schlisser	1920-21	2	42	37	5	.881	0
E.O. Stiehm	1912-15	4	70	56	14	.800	3
Frank Lehmer	1897-99	3	10	7	3	.700	0
W.E. Kline	1924-25	2	35	23	12	.657	0
Fred Morrell	1902	1	8	5	3	.625	0
Moe Iba	1981-86	6	177	106	71	.599	0
Danny Nee	1987-2000	14	444	254	190	.572	0 (1 B8T)
Walter Hiltner	1903	1	12	7	5	.583	0
R.G. Clapp	1904-09	6	102	59	43	.578	0
Joe Cipriano	1964-80	17	450	253	197	.562	0 (1 B8HT)
Dr. E.J. Stewart	1917-19	3	52	29	23	.558	0
O.F. Field	1911	1	18	9	9	.500	0
E. Berry	1901	1	6	3	3	.500	0
Charles T. Black	1927-32	6	108	51	57	.472	0
Harry C. Good	1947-54	8	185	86	99	.465	2
Ernest Bearg	1926	1	18	8	10	.444	0
Barry Collier	2001-present	3	88	38	50	.432	0
William Browne	1933-40	8	151	64	87	.424	1
Owen A. Frank	1922-23	2	35	14	21	.400	0
Jerry Bush	1955-63	9	213	81	132	.380	0
T.J. Hewitt	1910	1	16	6	10	.375	0
L.F. Klein	1946	1	20	7	13	.350	0
<u>A.J. Lewandowski</u>	<u>1941-45</u>	<u>5</u>	<u>87</u>	<u>24</u>	<u>63</u>	<u>.276</u>	<u>0</u>
Totals	1897-2003	107	2,368	1,247	1,121	.527	7 (1B8T)

NU Assistant Coaches (1926-2003)

Name	Years
Amen, Paul	1940-41
Armstrong, Charles	1938, 1942-40
Baack, Tom	1978-86
Bargen, Gary	1987-95
Broughton, Mike	2003
Campbell, Dave	2001-2002
Carter, Tim	1984
Cipriano, Randy	1982-86
Farley, Doug	1985-86
Fisher, Morris	1935-37
Gates, Bob	1964-66
Gay, Larry	1999-2000
Hammond, John	1981
Harshman, Dave	1978
Harrell, Bill	1968-69
Hill, Cleo	1998-2000
Howard, Scott	1996-98
Hughes, Rex	1970-72
Iba, Moe	1971-80
Johnson, Bill	1996-97
Lewandowski, A.J.	1938-40
Mitchem, Lynn	1987-92
Mouton, Kevin	2001-02
Novsek, Doug	2003-pres.
Porter, Lonnie	1973-77
Rankin, Reggie	2001-pres.
Reid, Arden	1987-89
Roth, Randy	1997-2000
Sharpe, Tony	1947-63
Smith, Jeff	1990-95
Spoonhour, Charlie	1982-83
Stevens, Ed	1967
Stewart, Ron	1980
Williams, Jimmy	1993-99
Whitehead, Milton "Bus"	1955

INTRODUCTION

OUTLOOK

PLAYERS

COACHES

STAFF

OPPONENTS

REVIEW

RECORDS

HISTORY

Nebraska Basketball Hall of Fame

INTRODUCTION

OUTLOOK

PLAYERS

COACHES

STAFF

OPPONENTS

REVIEW

RECORDS

HISTORY

The Nebraska Men's Basketball Hall of Fame was the brainchild of longtime Husker athletic supporter Jerry Solomon, who first approached the University about the project in the fall of 1988. Solomon, along with Jack Bock, Dale Herman and Dale Jensen, provided financial support for the Hall of Fame.

The Hall is co-sponsored by the Nebraska Athletic Department and the Rebounders Club. A plaque representing each of the honorees hangs in the Nebraska Basketball Office, while memorabilia on nearly every Husker Hall of Famer is on display at the Walk of Fame on the upper concourse at the Devaney Center.

The first class was inducted in 1989 with 11 members. Since then, 58 players in total have been inducted into the Hall of Fame, while 18 people have earned the Special Merit Award. In 2003, the first-ever Distinguished Hall of Fame Alumni Award was given, honoring a former player and Hall of Fame member who has been a positive force in the state and local community since his playing days ended.

In 2003, Beau Reid was the only former Husker selected for induction into the Hall, while George 'Butch' Lindley was honored with the Bud Cuca Special Merit Award. Milton 'Bus' Whitehead was chosen for the inaugural Distinguished Hall of Fame Alumni Award.

Reid, a four-year letterman from 1988 to 1991, helped the Huskers to 66 victories in four years, including a school-record 26 victories and an 87.6 points-per-game team scoring average in 1990-91. The Huskers finished the year 26-8 while gaining NU's highest ranking ever, as Nebraska ended the season with a final ranking of No. 9 by UPI and No. 11 by the Associated Press.

Reid still ranks 25th on the NU career scoring chart, compiling 976 points over 102 games (9.6 points per game) during his career with the Huskers. He also owns a piece of the Nebraska single-season record for games started, as he was in the opening lineup for all 34 games during the 1990-91 season. Reid also ranks ninth on both the NU single-season assists list (135 in 1989) and on the career assists chart (344).

A two-time academic all-conference selection, Reid earned third-team academic All-America honors as a sophomore and senior, the only Husker to earn the honor twice. Following his playing days, Reid earned a prestigious NCAA Postgraduate Scholarship, one of four Husker basketball players to earn the award.

On the court, Whitehead lettered three years for the Huskers (1948-50), earning first-team all-conference honors as a junior and senior. He averaged 10.6 points over his 72-game career and still ranks 41st on the NU career scoring chart. At the end of his playing days, Whitehead ranked second on the career scoring list, including a then-single-season school record 360 points in 1950.

Under Whitehead's leadership, NU won 43 games (against 30 losses) in three years, including a 16-7 mark in his final season. Whitehead helped Nebraska earn a share of the Big Seven title in 1949 and 1950, when the Huskers made their first-ever appearance in the AP poll (No. 16 during the week of Feb. 28, 1950). The titles mark the last regular-season titles for the Huskers.

Whitehead was among the three former Huskers selected to make up the second class inducted into the Nebraska Men's Basketball Hall of Fame in 1990. Whitehead has been a long-time supporter of the NU men's basketball program through the Rebounders Club. He is the first recipient of the Distinguished Hall of Fame award.

Lindley is also a long-time supporter of the Nebraska men's basketball program. A member of the Board of Directors of the NU Rebounders Club, Lindley has helped promote Husker basketball over the past quarter century. He is the 18th individual to earn the Special Merit honor from the NU Men's Basketball Hall of Fame. The award was renamed prior to the 2002-03 season in honor of the late Bud Cuca, who was a former Rebounders Club president and, along with Ed Childress, the first to earn the award in 1989.



Beau Reid, the most recent inductee into the Nebraska Men's Basketball Hall of Fame, was a starter for the 1990-91 squad that won 26 games.

NU Men's Basketball Hall of Fame (58)

1989 (11)

James Buchanan, 1950-51-52
Sam Carrier, 1911-12-13
Steve Hokuf, 1930-31-33
Chuck Jura, 1970-71-72
Stuart Lantz, 1966-67-68
Don Maclay, 1929-30-31
Robert Parsons, 1936-37-38
Claude Retherford, 1947-48-49
Mathias "Mutt" Volz, 1923-24-25
George Wahquist, 1933-35-36
Coach Harry Good, 1947-54

1990 (3)

Herschell Turner, 1958-59-60
Milton "Bus" Whitehead, 1948-49-50
Coach Joe Cipriano, 1964-80

1991 (3)

Leroy Chalk, 1969-70-71
Jerry Fort, 1973-74-75-76
Coach Jerry Bush, 1955-63

1992 (4)

Sid Held, 1940-41-42
Rex Ekwall, 1955-56-57
Marvin Stewart, 1969-70-71
Coach W.H. Browne, 1933-40

1993 (4)

Bob Pierce, 1949-50-51
Bill Johnson, 1952-53-54-55
Grant Simmons, 1964-65-66
Jack Moore, 1979-80-81-82

1994 (4)

Bob Cerv, 1947-48-49-50
Tom Russell, 1961-62
Nate Branch, 1965-66-67
Andre Smith, 1978-79-80-81

1995 (4)

Carl Olson, 1928-29
Don Fitz, 1939-40-41
Al Maxey, 1959-60
Tom Baack, 1966-67-68

1996 (7)

Walter Henrion, 1932-33
Gary Reimers, 1956-58
Wilson Fitzpatrick, 1958
Bob Grattop, 1968-70
Bob Siegel, 1975-78
Dave Hoppen, 1983-86
Coach Moe Iba, 1981-86

1997 (3)

Elmer Dohrmann, 1936-38
Fred Seger, 1952-54
Tom Scantlebury, 1968-70

1998 (3)

Paul Amen, 1936-38
Willard Fagler, 1952-55
Willie Campbell, 1965-67

1999 (3)

Don Smidt, 1956-68
Jim Kubacki, 1956-58
Brian Banks, 1976-79

2000 (3)

Daryl Petsch, 1962-64
Larry Cox, 1973-76
Stan Cloudy, 1983-84

2001 (3)

Brian Carr, 1984-87
Rich King, 1988-91
Floyd Ebaugh, 1936-38

2002 (2)

Clifford Scales, 1988-91
Willard Witte, 1928-30

2003 (1)

Beau Reid, 1988-91

Distinguished Hall of Fame Alumni (1)

2003-Milton 'Bus' Whitehead, Lincoln

The Bud Cuca Special Merit Award (18)

1989-Ed Childress and Bud Cuca, Lincoln
1990-Paul Schneider, Lincoln
1991-Bob Devaney, Lincoln
1992-Don Bryant, Lincoln
1993-Tony Sharpe, Lincoln
1994-George Sullivan, Lincoln
1995-Jerry Lott, Lincoln
1996-Al Papik, Lincoln
1997-Mel Worster and Woody Varner, Lincoln
1998-Ed Kaplan, Houston, Texas and Jerry Solomon, Lincoln
1999-Lloyd Castner, Columbus and Dick Perry, Lincoln
2000-Larry Frederick, Lincoln
2001-George Andreas, Lincoln
2003-George 'Butch' Lindley, Omaha

All-Americans (8)

- 1913 Sam Carrier, Guard
- 1931 Don Maclay, Center
- 1933 Steve Hokuf, Guard
- 1936 George Wahlquist, Guard
- 1937 Robert Parsons, Guard
- 1952 James Buchanan, Guard
- 1978 Carl McPipe, Center
- 1986 Dave Hoppen, Center

All-Conference Huskers (42)

Missouri Valley (10)

- 1909 W.W. Walsh, Forward
- 1910 H.O. Perry, Forward
- 1911 J.P. Gibson, Forward
- O.A. Frank, Guard
- 1913 Ross Haskell, Forward
- Sam Carrier, Guard
- 1919 Carl Jackson, Forward
- 1925 Orr Goodson, Center
- Mathias "Mutt" Volz, Guard
- 1927 Clark Smaha, Forward

Big Six (8)

- 1930 Don Maclay, Center
- 1931 Steve Hokuf, Guard
- 1933 Steve Hokuf, Guard
- 1936 George Wahlquist, Forward
- 1937 Robert Parsons, Guard
- 1938 Robert Parsons, Guard
- 1941 Sid Held, Guard
- Don Fitz, Guard

Big Seven (4)

- 1949 Claude Retherford, Guard
- Milton "Bus" Whitehead, Forward
- 1950 Milton "Bus" Whitehead, Forward
- 1952 James Buchanan, Guard

Big Eight (18)

- 1960 Herschell Turner, Guard
- 1966 Grant Simmons, Guard
- 1967 Stuart Lantz, Guard
- 1968 Stuart Lantz, Guard
- 1971 Marvin Stewart, Guard
- 1972 Chuck Jura, Center
- 1974 Jerry Fort, Guard
- 1975 Jerry Fort, Guard
- 1976 Jerry Fort, Guard
- 1978 Brian Banks, Guard
- 1980 Andre Smith, Center
- 1981 Andre Smith, Center
- 1982 Jack Moore, Guard
- 1984 Dave Hoppen, Center
- 1985 Dave Hoppen, Center
- 1986 Dave Hoppen, Center
- 1993 Eric Piatkowski, Guard
- 1994 Eric Piatkowski, Guard

Big 12 (2)

- 1998 Tyronn Lue, Guard
- 1999 Venson Hamilton, Center

Academic All-Americans (4)

- 1981 Jack Moore, second-team, Guard
- 1984 John Matzke, second-team, Forward
- 1989 Beau Reid, third-team, Forward
- 1991 Beau Reid, third-team, Forward

Huskers in The NBA Draft

The first NBA draft of collegiate players was held following the 1947-48 season, but the league did not begin to keep records of team-by-team draft lists until 1952. Here is a list of Cornhusker players drafted by the NBA since 1949, with the round, if known, in parenthesis.

- 1949 Claude Retherford, St. Louis Bombers
- 1950 Bus Whitehead, Chicago Stag
- 1951 Bob Pierce, Indianapolis Olympians
- 1952 Jim Buchanan, Celtics
- 1954 Bill Johnson, Celtics
- 1960 Herschell Turner, Syracuse Nationals (6th)
- 1966 Grant Simmons, Bullets
- 1967 Willie Campbell, SuperSonics (15th)
- 1968 Stuart Lantz, Rockets (3rd)
- Tom Baack, Pistons (10th)
- 1970 Jim Brooks, Rockets (12th)
- 1971 Marvin Stewart, 76ers (2nd)
- Leroy Chalk, Celtics (13th)
- 1972 Chuck Jura, Bulls (3rd)
- 1974 Brendy Lee, Hawks (10th)
- 1976 Jerry Fort, Celtics (3rd)
- 1979 Carl McPipe, 76ers (5th)
- 1981 Andre Smith, Cavaliers (7th)
- 1982 Jack Moore, K.C. Kings (9th)
- 1986 Dave Hoppen, Hawks (3rd)
- 1991 Rich King, SuperSonics (1st/14th pick)

- 1994 Eric Piatkowski, Pacers (1st/15th pick)
- 1998 Tyronn Lue, Nuggets (1st/23rd pick)
- 1999 Venson Hamilton, Rockets (2nd/50th pick)

Note: Nate Branch was drafted by the American Basketball Association's Oakland franchise in 1967; Stuart Lantz was drafted by Oakland in 1967; Marvin Stewart was drafted by the New York Nets in 1971; and Chuck Jura was selected by the Utah Stars in 1972.

Stu Lantz (22) was a third-round selection by the Rockets in 1968, the first year NU had two players drafted. During his professional career, Lantz played for San Diego/Houston, New Orleans, Detroit and Los Angeles, before



moving into the broadcasting booth. Lantz has called radio and television games for the Los Angeles Lakers for the past 16 seasons.

Academic All-Conference (33)

- 1966 Grant Simmons, Guard
 - 1972 Chuck Jura, Center
 - 1974 Tom Novak, Guard
 - 1975 Larry Cox, Forward/Center
 - 1976 Larry Cox, Forward/Center
 - 1978 Curt Hedberg, Forward
 - 1979 Curt Hedberg, Forward
 - 1980 Jack Moore, Guard
 - 1981 Jack Moore, Guard
 - 1982 Jack Moore, Guard
 - 1984 John Matzke, Forward
 - 1985 John Matzke, Forward
 - Dave Hoppen, Center
 - 1986 John Matzke, Forward
 - Brian Carr, Guard
 - 1987 Brian Carr, Guard
 - Bill Jackman, Forward
 - 1988 Henry T. Buchanan, Guard
 - 1989 Beau Reid, Forward
 - 1990 Rich King, Center
 - 1991 Beau Reid, Forward
 - 1992 Bruce Chubick, Forward
 - 1993 Bruce Chubick, Forward
 - 1994 Bruce Chubick, Forward
 - 1995 Jason Glock, Guard
 - 1996 Leif Nelson, Center
 - Erick Strickland, Guard
 - 1997 Andy Markowski, Forward
 - 1998 Andy Markowski, Forward
 - 1999 Andy Markowski, Forward
 - 2002 Cary Cochran, Guard
 - Brian Conklin, Forward
 - 2003 John Turek, Forward
- No team selected from 1967 through 1971.

Postgraduate Scholars (5)

NCAA (4)

- 1972 Al Nissen
- 1986 John Matzke
- 1987 Bill Jackman
- 1991 Beau Reid

Big Eight (1)

- 1976 Kent Reckaway

Big Eight Coach of the Year (6)

- 1966 Joe Cipriano (AP)
- 1978 Joe Cipriano (UPI)
- 1980 Moe Iba (AP/UPI)
- Joe Cipriano (UPI)
- 1981 Moe Iba (UPI)
- 1991 Danny Nee (AP/UPI)

Big Eight/Big 12

Player of the Year (2)

- 1981 Andre Smith (AP/UPI)
- 1999 Venson Hamilton (AP/Coaches)

Big Eight Freshman of the Year (2)

- 1993 Erick Strickland (AP/Coaches)

World University Games (2)

- 1985 Dave Hoppen, Center (Silver)
- 1993 Eric Piatkowski, Guard (Gold)

World Championships (1)

- 1954 Bill Johnson, Forward (Gold)

22 & Under World Championships (1)

- 1997 Tyronn Lue, Guard (Fifth)

U.S. Olympic Festival (3)

- 1983 Dave Hoppen, Center (Bronze)
 - Moe Iba, Coach, North (Bronze)
 - 1991 Eric Piatkowski, Guard (Gold)
- Note: Piatkowski was named to the 1991 U.S. Olympic Festival All-Tournament Team.

NABC All-Star Game (3)

- 1972 Chuck Jura, Center
- 1991 Rich King, Center
- 1994 Eric Piatkowski, Guard

Nebraska Basketball From A to Z

INTRODUCTION

OUTLOOK

PLAYERS

COACHES

STAFF

OPPONENTS

REVIEW

RECORDS

HISTORY

A A A

Academic All-Conference—NU has had 33 first-team picks. The Huskers trail only Kansas in all-time first-team academic all-conference selections.

Academic All-Americans—The Huskers have produced four.

All-Americans—Nebraska has had eight.

Armory—Home of Husker basketball until the NU Coliseum opened its doors in the mid-1920s.

Attendance—Nebraska has averaged more than 10,000 fans in 17 of its 27 seasons in the Devaney Sports Center.

B B B

Baack, Tom—Ranks 12th on school's all-time scoring list with 1,299 points and served as an assistant coach under Moe Iba.

Belcher, Cookie—Belcher holds Nebraska single-game, season and career steals records, along with the Big 12 steals record at 353. He owns NU's career record for games played, games started and minutes played.

Big 12—One of the nation's toughest basketball conferences comprised of Nebraska, Kansas, Kansas State, Iowa State, Oklahoma, Oklahoma State, Missouri, Colorado, Baylor, Texas, Texas A&M and Texas Tech. Formed in 1994, Nebraska is in its eighth season of Big 12 play.

Big Eight—Nebraska's conference from 1960 until 1996.

Boone, Jaron—Husker swingman from 1993 to 1996 who ranks in the top five in nine career stat categories. Boone is sixth in scoring (1,609), third in assists (446), tied for third in games played (127) and fourth in career starts (102).

Branch, Nate—Went on to fame with the Harlem Globetrotters.

Browne, William—Guided Huskers to 1937 Big Six title.

Bush, Jerry—Known as the "Big Bear of the Coliseum," this popular Husker coach guided NU from 1955 to 1963, and directed two of the greatest upsets ever — a 43-41 victory over top-ranked Kansas and Wilt Chamberlain, and a 55-48 victory over No. 4 Kansas State and Olympian Bob Boozer during the 1957-58 campaign.

C C C

Carr, Brian—Nebraska's all-time assist leader, with 682 from 1984 to 1987.

Carrier, Sam—First Husker cager to earn All-America honors (1913).

Chalk, Leroy—Second on Nebraska's all-time rebounding list with 782 boards.

Cipriano, Joe—Second-winningest coach in school history with all-time mark of 253-197 from 1964 through 1980.

Coliseum—Home of Nebraska basketball from 1926-27 season through 1975-76 campaign.

D D D

Day, Bernard—Ranks as highest-scoring junior college transfer in school history with 802 points from 1985 to 1987.

Devaney, Bob—Longtime Nebraska football coach and athletic director who passed away in May of 1997. Nebraska's homecourt, the Bob Devaney Sports Center, which opened its doors for the 1976-77 season, bears his name. The Devaney Center underwent a major facelift for the 1999-2000



Jaron Boone played on four postseason tournament teams at Nebraska, including NCAA teams in 1993 and 1994.

season with new instant replay screens, a new sound system, new lighting system and a revamped concourse.

E E E

Ekwall, Rex—Standout for NU in mid-1950s whose 10.4 career rebound average still ranks as a school record.

ESPN—The national cable network which features a Big 12 game on its weekly "Big Monday" package.

F F F

First-Round Draft Choices—Nebraska had three in the 1990s, Rich King (1991), Eric Piatkowski (1994) and Tyronn Lue (1998).

Fort, Jerry—First three-time first-team All-Big Eight selection in school history who finished his career with 1,882 points.

G G G

Good, Harry—Served as NU head coach from 1947 through 1954 and guided the Huskers to shares of the 1949 and 1950 Big Seven titles. He was enshrined into the Citizens Savings College Basketball Hall of Fame in 1975.

H H H

Hamilton, Venson—The 1999 Big 12 Player of the Year and Nebraska's all-time leader in rebounds and blocked shots.

Hammond Hustlers—Nickname given to Hammond, Ind., natives Brian Banks and Carl McPipe, who finished their careers with 1,150 and 1,300 points, respectively.

Hare, Fred—His follow-up basket at the buzzer with no time left gave Nebraska a 74-73 upset of No. 1 Michigan and Cazzie Russell in Lincoln during the 1964-65 season.

Hokuf, Steve—Standout all-around athlete who earned first-team all-conference honors in football, won the Big Six javelin title and earned All-America and all-conference honors in basketball.

Hoppen, Dave—NU's all-time leading scorer with 2,167 points who was the second three-time first-team All-Big Eight pick in school history and the first player in school history to have his jersey number (42) retired.

I I I

Iba, Moe—The son of legendary coach Henry P. Iba, Moe posted 106 wins on the Husker bench from 1981 to 1986 and guided the school to its first "official" NCAA Tournament berth in 1986.

International—The NCAA allows schools to take a foreign trip once every four years, allowing the Huskers to visit Australia (1988) and Europe (1992).

J J J

Johnson, Bill—Grabbed a school single-game record 26 rebounds against Iowa State, Jan. 4, 1954.

Jura, Chuck—Earned first-team All-Big Eight honors on the court and in the classroom as a senior in 1972.

K K K

Kansas—The Jayhawks and Huskers first met on March 2, 1900, a game that was the first meeting of present-day Big 12 opponents.

King, Rich—Became the first first-round NBA draft pick in school history when the Seattle SuperSonics selected him with the 14th selection of the 1991 draft.

Kubacki, Jim—Hit game-winning jumper to beat No. 1 Kansas and Wilt Chamberlain, 43-41, during the 1957-58 season.

L L L

Lantz, Stuart—Two-time first-team All-Big Eight pick (1967-68) who went on to an eight-year NBA career and had his Husker jersey number (22) retired in 1989.

Lehmer, Frank—First basketball coach in school history (1897-99), he finished career with a 7-3 record.

Lue, Tyronn—1998 All-Big 12 pick who ranks seventh in career scoring at Nebraska and is tied for the school record with seven 30-point games. A first-round NBA draft pick in 1998.

MMM

Maclay, Don—Earned All-America honors in 1931.

Moore, Jack—One of the most popular Cornhuskers ever, he earned the 1982 Naismith Award as the nation's top player under six feet. Nebraska's most valuable player award is named in honor of Moore, who was killed in a 1984 plane crash.

Matzke, John and Stan—Stan lettered from 1952 through 1955, while his son, John, was a second-team academic All-America pick in 1984.

NNN

National Basketball Association—Twenty-four Huskers have been drafted by NBA teams over the years. Three Huskers—Eric Piatkowski, Erick Strickland and Tyrone Lue—will be active in the league in 2003-04.

National Invitation Tournament—NU has made a Big 12-leading 12 appearances in the nation's oldest postseason tournament. NU captured the 1996 tournament title, defeating St. Joseph's in Madison Square Garden.

NCAA Tournament—The Huskers have earned six bids to the "Big Dance," including five bids in the 1990s.

Nee, Danny—Winningest coach in Nebraska history, who posted a 254-190 record in 14 seasons from 1986 to 2000 and led NU to 11 postseason appearances.

OOO

Overtime—The Huskers are 53-34 all-time in OT games.

PPP

Parsons, Robert—Two-time first-team All-Big Six performer who earned All-America honors in 1937.

Phillips 66—Title sponsor for the Big 12 Tournament.

Polish Rifle—Nickname of two-time All-Big Eight pick and 1994 Big Eight Tournament MVP Eric Piatkowski, Nebraska's second all-time leading scorer. He now is a member of the NBA's Houston Rockets after spending eight years with the Los Angeles Clippers.

Postseason—Nebraska has made 18 postseason appearances.

QQQ

Quadruple—Nebraska and UAB played four overtimes on Dec. 22, 1979, (NU won 92-84), in the school's longest game ever.

RRR

Rankings—Nebraska posted its highest year-end national rankings ever in 1990-91, finishing at No. 9 in UPI and No. 11 in AP.

Rebounder's Club—Booster organization for NU basketball.

Retherford, Claude—Leading scorer on NU's 1949 Big Seven championship team and a two-time first-team all-conference selection.

SSS

Sauer, George—The only Husker football All-American to earn a basketball letter, he was an All-America fullback in 1933 and lettered on the hardwood in 1932 and 1933.

Simmons, Grant—First-team All-Big Eight pick in 1966 and the school's first first-team academic All-Big Eight selection.

Smith, Andre—1981 Big Eight Player of the Year, and NU's last conference player of the year before Venson Hamilton in 1999.

Stewart, Marvin—The only player in school history to reach the 1,000-point plateau in fewer than 70 career games.

Stiehm, E.O.—NU's first full-time basketball coach (1912-15) and the only man in conference history to win league titles in football (1912, 1913, 1914) and basketball (1912, 1913, 1914) in the same year.

Strickland, Erick—A three-year starter for Nebraska who is second on the Huskers' steals list and sixth in scoring. Strickland is a member of the NBA's Milwaukee Bucks.

TTT

Three-Pointers—Nebraska hit a school-record 267 three-pointers during the 2001-02 campaign, crushing the previous mark of 194 in 1993-94. Brian Carr hit the first three in school history in a game at Cal-Irvine during the 1986-87 season.

Titles—Nebraska won or shared seven league titles, all prior to 1951. NU also captured the 1994 Phillips 66 Big Eight Tournament title.

Turner, Herschell—First NU player to score 1,000 career points.

UUU

Upset—NU has knocked off three No. 1 teams, handing Kansas a 43-41 loss in 1958, Michigan a 74-73 loss in 1964-65 and Missouri a 67-51 loss at Columbia during the 1981-82 campaign. Nebraska nearly added a top-ranked victim in 1996-97 when it took Kansas to overtime before losing 82-77, and another in 2001-02 when it fell to Kansas by just one point, 88-87, in Lincoln as NU hit a school-record 18 three-pointers.

VVV

van Poelgeest, Richard—Born in The Netherlands, van Poelgeest was a four-year letterwinner for Coach Danny Nee's team from 1987 through 1990.

Volz, "Mutt"—First-team All-Missouri Valley Conference guard in 1925.

WWW

Wahlquist, George—All-America guard on NU's 1936 Big Six championship team.

Walsh, W.W.—Was the first first-team all-conference performer in school history (1909).

Whitehead, Bus—Two-time first-team All-Big Seven pick and the catalyst of the Huskers' 1949 and 1950 league title teams. Recently named as the captain of NU's all-time basketball team and earned the first-ever Distinguished Hall of Fame Alumni award (2003).

XXX

Xavier—Ended Nebraska's most successful basketball season ever by handing the No. 3-seed Huskers an 89-84 loss in the first round of the 1991 NCAA Tournament at Minneapolis, Minn. NU finished with a school-record 26 victories against just eight losses.

YYY

YMCA—Nebraska's first basketball game was played against a team from the Lincoln YMCA, Feb. 1, 1897. NU won 11-8.

ZZZ

Zero—Number of losing seasons by Nebraska in the Devaney Center.



Leroy Chalk held the Nebraska career rebounding record for 28 years before Venson Hamilton surpassed his mark during the 1999 season.

All-Time Lettermen

INTRODUCTION

OUTLOOK

PLAYERS

COACHES

STAFF

OPPONENTS

REVIEW

RECORDS

HISTORY

Note: Lettermen lists are not available for 1894, 1895, 1897, 1904 and 1906. The year listed is for the year in which the season ended. For example 1918 represents the 1917-18 season.

AAA

Adkins, R.F., 1918
Akromis, Bernard, 1951
Amberson, A.B., 1910
Amen, Paul, 1936-37-38
Anderson, Chuck, 1980
Anderson, Kenneth, 1947-49
Anderson, R.D., 1899
Anderson, R.R., 1900
Anderson, W.E., 1899-1900
Andresen, Roy H., 1925-26-27
Antulov, Bob, 1964
Artman, Allan, 1942-43-44
Arwood, Jim, 1956-57-58

BBB

Baack, Tom, 1966-67-68
Babson, (no first name) 1901
Badgett, Terrance, 1993-94-95-96
Bailey, Russell, 1919-20-21
Bailous, Anthony, 1986-87
Baker, Howard, 1935-36-37
Banks, Brian, 1976-77-78-79
Bargen, Jed, 1988-89
Barger, Gerald, 1932
Barry, Donald, 1946
Barth, Phil, 1960
Beerle, Wilmer J., 1924-25-26
Beers, F.R., 1905
Bekins, Melvin, 1920-21
Belcher, Cookie, 1997-98-99-01
Belka, Robert, 1933
Bell, Dwight, 1907-08-09
Bell, Paul, 1905-07-08
Benedict, M., 1903
Berwald, Lance, 1980-81
Best, Tom, 1993-94
Black, Leo, 1924-25
Bloss, Dale, 1945
Boeker, Justin, 2001-02
Bohac, Adam, 2001-02-03
Boich, Arnold, 1955
Booker, Kenny, 2000
Boone, Jaron, 1993-94-95-96
Bornschiagl, Larry, 1963
Boswell, Hubert, 1932-33
Bottorf, John, 1942-43
Bowers, Bill, 1960-61-62
Bradford, Steffon, 2000-01
Branch, Nate, 1965-66-67
Brooks, Jim, 1969
Brooks, Melvin, 1994-95
Brothers, Ralph, 1896
Brown, Burton, 1943
Brown, Darren, 1986
Brown, John, 1926-27-28
Brown, Joseph, 1946-47-48-50
Bryan, Tom, 1969-71
Buchanan, Demetrius, 1985
Buchanan, Henry T., 1987-88
Buchanan, James, 1950-51-52
Buckendahl, Ross, 1999-2000-02
Buel, Duane, 1954-55-56
Burbach, Chad, 1997-98
Burke, A.G., 1896
Burrus, R.M., 1905-07-08
Buuck, A. Allen, 1960-61

CCC

Cahill, John, 1959
Caldwell, James, 1977
Campbell, H.W., 1916-17
Campbell, Willie, 1965-66-67
Carman, Frank, 1921-22
Carr, Brian, 1984-85-86-87
Carrier, Sam, 1911-12-13
Cassidy, Fred, 1943
Cauble, Ken, 1968-69-70
Cebrun, Harold, 1964
Cech, Henry, 1948-49-50
Cerv, Bob, 1947-48-49-50
Chalk, Leroy, 1969-70-71
Chambers, Phil, 1975
Chandler, Derrick 1992-93
Chesnut, Ben, 2001
Christline, Cal, 1971-72-73
Chubick, Bruce, 1991-92-93-94
Clemmons, Brennon, 2002-03
Cloudy, Stan, 1983-84
Coard, Eric, 1975-76-77
Cochran, Cary, 1999-2000-01-02
Coker, Fred, 1974
Collins, J.C., 1917
Collins, Ray, 1979-80-81-82
Conklin, Brian, 2001-02-03
Conklin, Leonard, 1931
Cook, Thomas, 1946
Coppie, Leland, 1932-33-34
Cortelyou, S.V., 1899-1900-01-02
Coufal, Norman, 1955-56
Cox, Larry, 1974-75-76
Cox, Rodney, 1947-48-49
Cozier, Kenneth J., 1923-24
Cresswell, Chris, 1990-91-92
Cunningham, Bill, 1979
Curran, Sammy, 1980

DDD

Damm, Jim, 1966-67-68
Davey, G. Seldon, 1930-31
Davison, Charles Minot, 1931-32
Davison, Matt, 2000
Day, Bernard, 1986-87
Despot, Srebrenko, 1978
Dewitz, Rufus, 1924
Dock, Titus, 1984
Doebale, Dudley, 1956-57
Dohrmann, Elmer, 1936-37-38
Dolezal, Eric, 1989
Dourisseau, Jason, 2003
Downing, Greg, 1980-81-82-83
Drevo, Andrew, 2003
Dworak, Thomas, 1944

EEE

Ebaugh, Floyd, 1936-37-38
Eckelman, Eric, 1979
Ekstrom, Fred, 1924-25-26
Ekwall, Rex, 1955-56-57
Eldridge, Bruce, 1918
Elliott, N.J., 1903
Elliott, Robert, 1937-38-39
Elliott, Thomas, 1926-27-28
Elson, Kenneth, 1942-43
Empkey, Frank, 1966-67
Enright, Mark, 1974
Enright, Roy, 2003
Erwin, Steve, 1973-74-75
Extrom, LeGrand, 1952

FFF

Fagler, Willard, 1952-53-54-55
Farmer, Tony, 1991
Ferguson, J.M., 1903
Ffriend, Kimani, 2000-01
Fields, Rodney, 2000-01
Fisher, Morris, 1929-30-31
Fitz, Don, 1939-40-41
Fitzgibbon, John, 1941-42-43
Fitzpatrick, Wilson, 1958
Florence, Larry, 1997-98-99-2000
Flothow, Paul, 1917
Flynn, W.H., 1917
Ford, Kedrick, 2001-02
Fort, Jerry, 1973-74-75-76
Frank, O.A., 1911-12
Fredstrom, Paul, 1952-53

GGG

Galter, Morris, 1944
Gardner, Charles, 1916
Gardner, J., 1916
Garner, Bernard, 1996-97
Gates, Bob, 1950
Gerelick, Philip, 1926-27
Gerhart, H., 1918
Gibson, J.P., 1911-12
Gillilan, Charles, 1919
Gilreath, Ivan, 1981
Glock, Jason, 1992-94-95-96
Goetze, Hartmann, 1940-41-42
Gohde, George, 1928
Good, Joseph, 1951-52-53
Goodson, Orr, 1924-25
Grace, Harvey, 1928-29-30
Gratopp, Bob, 1968-69-70
Graves, Allen, 1958
Gregory, Amos, 1993
Gregory, Tom, 1971-72
Gribble, George, 1942
Grimm, Lloyd, 1937-38-39
Grupe, Ivan, 1961-62-63
Gutleben, J.S., 1896

HHH

Hagensick, E.H., 1905
Hagensick, Ed, 1902
Hahn, Robert, 1945
Hale, Leland, 1935-36-37
Hamilton, Venson, 1996-97-98-99
Hanzlik, M., 1912-14
Hare, Fred, 1965-66
Hare, Jerry, 1954
Harriman, Brant, 1998
Harris, Lee, 1972
Harris, Rickey, 1974-75-76-77
Harry, Robert, 1958-59-60
Hartley, Harold, 1921
Haskell, Ross, 1912-13-14
Hassler, Francis, 1943
Hawkins, Earl, 1913-14-15
Hay, John, 1940-41
Hayes, Carl 1990-91-92
Hecox, Fred, 1945-46
Hedberg, Curt, 1975-77-78-79
Heimos, Dan, 2002-03
Heinzelman, Robert, 1942-43
Held, Sidney, 1940-41-42
Henrion, Walter, 1932-33
Hester, Wayne, 1958-59-60
Hewitt, I.P., 1902-03
Hiltner, A.H., 1910-11-12
Hiltner, W., 1903

Hinckley, Ryan, 1997
Hoar, J.W., 1903-05-07
Hoemann, Vic, 1945
Hoffman, J.F., 1991-92
Hokuf, Stephen, 1930-31-33
Holder, Allen, 1976-77
Hollins, Kenneth, 1944-45
Holm, Elmer, 1927-28-29
Holmes, Joe, 1999
Hoppen, Dave, 1983-84-85-86
Howard, Terry, 1957
Howard, Warren, 1914
Hubka, Ernest, 1918
Huge, Jim, 1961-63
Hugg, Ed, 1914-15-16
Hughes, Brett, 1982-83
Hughes, Michael, 1992
Hussey, John W., 1920
Hutchinson, W.C., 1910-11
Hyde, Leslie E., 1913

III

Ideus, Chad, 1996
Ingersoll, A.E., 1909-10

JJJ

Jackman, Bill, 1985-86-87
Jackson, Carl, 1918-19
Jackson, Don, 1973
Jackson, Jack, 1939
Jackson, Stanley, 1977
Jackson, W.C., 1917
Jensen, Clifford, 1930
Johnette, Michael, 1997-98
Johnson, Bill, 1987-88
Johnson, Chad, 1998-99
Johnson, Eric, 1988-89
Johnson, Handy, 1982-83
Johnson, Jamar, 1992-93-94
Johnson, Lenard, 1982-83
Johnson, Nate, 2003
Johnson, William, 1952-53-54
Jones, Charles, 1962-63-64
Jones, W.A., 1910
Jungmeier, Walter, 1920
Jungmeier, Wesley, 1920
Jura, Chuck, 1970-71-72

KKK

Kacer, Oldyn, 1919
King, Lyle, 1940-41-42
King, Rich, 1988-89-90-91
Kipper, Paul, 1951
Kirilin, Albert, 1947
Klepser, Merritt J., 1923-25-27
Knutzen, Owen, 1943
Koca, Todd, 1988-89
Koehler, J.P., 1901-02
Koenig, Robert, 1945
Kohl, Adam, 1922
Korte, Robert, 1946
Kortus, Joel, 1963-64-65
Koster, George, 1931-32
Kovanda, William, 1937-38-39
Kowalke, James, 1959-60-61
Krake, L.S., 1905-07
Krall, Robert, 1928-29
Kubacki, Jim, 1956-57-58
Kuhlman, Elza, 1944

LLL

Lantz, Stuart, 1966-67-68
Lawry, Anton, 1947-48-49-50

Lawson, Wm. Vinton, 1926
 Leacox, Robert, 1935-36
 Lebsack, Gayle, 1946-47
 Lee, Brendy, 1972-73-74
 Leitner, Roger, 1967-68
 Lenser, Kurt, 1932
 LeRossignol, Curt, 1971-72
 Letts, Madison, 1932
 Lewandowski, A.J., 1928-29-30
 Lively, Kelly, 1989-90-91
 Livingston, Dale, 1946
 Livingston, Leslie, 1940-41-42
 Loder, Dwight, 1934
 Logan, Chris, 1985-86
 Lue, Tyronn, 1996-97-98
 Lundholm, William, 1959
 Lunney, Kenneth, 1932-33-34

MMM

MacFarlane, Dave, 1980
 Maclay, Donald, 1929-30-31
 Malecek, Joseph, 1949-50
 Mann, Kyle, 1998
 Manning, Pete, 1988-89
 Markowski, Andy, 1996-97-98-99
 Marquiss, Warren, 1943
 Marsh, Ricky, 1973-74
 Marshall, Harvey, 1985-86
 Martin, Sam, 1968-69-70
 Martin, Val, 1976
 Martz, Mike, 1984-85-86-87
 Mason, Paul, 1932-33-34
 Matson, C.E., 1896
 Matzke, John, 1982-84-85-86
 Matzke, Stan, 1952-53-54-55
 Mauch, Arthur, 1931-32
 Maxey, Al, 1959-60
 McCarty, Marques, 2002-03
 McDonald, Paul, 1977
 McPipe, Carl, 1976-77-78-79
 McVicker, Mark, 1977-78-79-80
 Mercier, Bob, 1951
 Mielenz, Frank, 1926
 Mitchell, Alvin, 1997
 Moller, Cliff, 1969
 Moody, Keith 1990-91
 Moore, Bob, 1978-79
 Moore, Curtis, 1984-85
 Moore, Jack, 1979-80-81-82
 Moore, James, 1984
 Moore, M.S., 1899
 Moore, Mikki, 1994-95-96-97
 Morrell, (no first name), 1912
 Morrison, C.C., 1899
 Morrison, C.E., 1896
 Moser, W.A., 1905-07
 Mosser, Cornelius, 1948
 Muhleisen, Jake, 2002-03
 Mulvaney, Charles, 1946
 Munger, Glen, 1922
 Munn, Glen B., 1929
 Munn, Glenn, 1928
 Munn, Monte, 1920-21
 Munson, Bob, 1971
 Myers, C.B., 1914-15
 Myrthil, Gerard, 1978-79

NNN

Naderer, Mike, 1978-79-80-81
 Nagl, (no first name), 1912
 Nannen, Lyle, 1956-57
 Nannen, Neil, 1962-63-64
 Nelson, Douglas, 1944

Nelson, H., 1916-17
 Nelson, Lawrence, 1936
 Nelson, Leif, 1996
 Neubert, Keith, 1984-86-87
 Newman, Richard, 1919-20-21
 Newton, B.A., 1903
 Nielson, R., 1901
 Nissen, Al, 1970-71-72
 Novak, Terry, 1975-77-78
 Novak, Tom, 1972-73-74

OOO

Olson, Carl, 1928-29
 Othmer, Kenneth, 1927-28
 Owen, L.R., 1911
 Owens, Dapreis, 1989-90-91-92

PPP

Page, Theodore, 1927
 Parsons, Robert, 1936-37-38
 Parsons, Rollin, 1933-34-35
 Parsons, Ronald, 1957
 Patty, Jesse, 1919-20
 Pearson, Brice, 1965
 Perry, H.O., 1908-09-10
 Peterson, Arthur, 1945
 Peterson, Mike, 1970-71-72
 Petrashek, G.L., 1909-10
 Petsch, Daryl, 1962-63-64
 Phifer, Ryan, 1997-98
 Phillips, Albert, 1918
 Phipps, Hansel, 1931
 Piatkowski, Eric, 1991-92-93-94
 Piatkowski, Troy, 1997-98-99
 Pickett, John, 1919-20
 Pierce, Robert, 1949-50-51
 Pillsbury, M.P., 1899-1902
 Pitcaithley, Harry, 1939-40
 Placek, E.E., 1896
 Ploetz, John, 1978
 Ponce, David, 1983-84
 Poynter, Floyd, 1920
 Puelze, Dennie, 1962-63

RRR

Ramos, Jose, 1991
 Randall, Albert, 1939-40-41
 Raymond, I., 1902
 Reckewey, Kent, 1973-74-75
 Reid, Beau, 1988-89-90-91
 Reimers, Gary, 1956-57-58
 Reiners, Al, 1966
 Rekeweg, Jeff, 1987-88
 Renfro, Claude, 1981-82-83
 Renzelman, Gary, 1953-54-55
 Retherford, Claude, 1947-48-49
 Reynolds, Burch, 1919
 Richardson, Ray, 1989-90
 Riddell, Ted, 1917
 Riddlesbarger, W.P., 1922-23
 Riehl, Tony, 1971-72-73
 Robinson II, John, 2001-02
 Robinson, Magnus, 1946
 Rooney, Patrick, 1944
 Roots, Al, 1960-61
 Roy, William, 1955
 Russell, R.C., 1920-22
 Russell, Thomas R., 1961-62
 Rutherford, R.B., 1914-15-16

SSS

Sallee, Chris, 1995-96
 Sandbulte, Gerald, 1952-53

Sandstedt, James, 1946
 Sauer, George, 1932-33
 Scales, Clifford, 1988-89-90-91
 Scantlebury, Tom, 1968-69-70
 Scarlett, Trent, 1982-83
 Schleiger, Richard, 1947-48-49
 Schleip, Bronsen, 2003
 Schmidt, A.C., 1909-10
 Schmidt, A., 1908-09
 Schneider, Leo, 1946
 Schwindt, Andy, 1997
 Sealer, Joel, 1985-86-87
 Seger, Fred, 1952-53-54
 Shaver, Dan, 1967
 Shellenberg, E., 1918-19-20
 Shields, P., 1915-16
 Shields, Paul, 1947-48
 Shipwright, Richard, 1959
 Shoecraft, Jerry, 1979-80-81-82
 Siegel, Bob, 1974-75-76-77
 Simmons, Grant, 1964-65-66
 Simmons, Ron, 1966-67-68
 Simms, Corey, 2002-03
 Sladovnic, Charles, 1962
 Smaha, Clark, 1925-26-27
 Smid, Don, 1956-57-58
 Smith, Andre, 1978-79-80-81
 Smith, Austin, 1920-21-22
 Smith, Charles L., 1954-55-56
 Smith, H.B., 1899
 Smith, Richard, 1988
 Smith, Ronnie, 1984-85
 Smith, Terry, 1982-83
 Smith, Todd, 1999
 Snyder, James, 1951
 Sorensen, Harry, 1934-35-37
 Spear, John, 1922
 Spear, Wallace, 1918-19
 Spears, Jerry, 1964-65
 Sprague, Leon, 1926
 Srb, Richard, 1947-48-49
 Stange, Drew, 1981-82
 Stebbins, (no first name), 1900
 Steinbrook, Lee, 1995
 Stewart, Marvin, 1969-70-71
 Stipsky, Ed, 1931
 Stone, Charles, 1967
 Story, C.M., 1899
 Strahan, James, 1945
 Strickland, Erick, 1993-94-95-96
 Stromer, Byron, 1918
 Stryker, Herbert, 1912-13
 Surles, Chester, 1995-96
 Svehla, Matt, 1988-89
 Swank, George, 1959
 Swett, Rex, 1960-61-62

TTT

Tallman, Frank, 1938-39-40
 Tangeman, Robert, 1944
 Taylor, Ron, 1974-75
 Theisen, Ralph, 1916
 Therien, Robert, 1939-40
 Thom, Jim, 1956
 Thomas, (no first name), 1901
 Thomas, Dwight P., 1918
 Thomas, Grant, 1938-39
 Thomas, Ryan, 2000-01
 Thomas, Wilson, 2001-02
 Thompson, John, 1941-42-43
 Thornton, Marcus, 2001
 Tipton, Milo, 1923-24-25
 Tipton, Paul, 1922

Torrens, Lee, 1969-70
 Truscott, Louis, 1999-2000
 Turek, John, 2002-03
 Turner, Herschell, 1958-59-60

UUU

Underwood, Clinton, 1912-13
 Usher, Willard O., 1923-24-25

VVV

Vacanti, Charles, 1940
 Van Poelgeest, Richard, 1987-88-89-90
 Vance, Deak, 1986
 Vick, Derrick, 1987-88
 Vincent, William, 1962-63
 Volz, Mathias G., 1923-24-25
 Von Seggern, Dale, 1968-69-70

WWW

Wagner, Robert, 1967-68
 Wahlquist, George, 1933-35-36
 Wald, Tom, 1995-96
 Walin, Elmer, 1961
 Walker, Danny, 2000
 Walker, G.E., 1899
 Wall, Jan, 1960-61
 Walsh, Larry, 1950
 Walsh, W.W., 1907-08-09
 Walton, Kenny, 1981-82-83
 Ward, Harrison, 1951
 Warfield, G.A., 1896
 Warren, (no first name), 1901
 Warren, Glen, 1921-22-23
 Waterman, R.L., 1900
 Watters, F.E., 1911
 Watts, Randy, 1971-72
 Webb, Coley, 1964-65-66
 Weber, Don, 1952-53-54
 Wells, William, 1954-57
 Werner, Alton, 1937-38-39
 Wertz, L.E., 1917
 West, Tim, 1980
 Whitaker, Henry, 1934-35-36
 White, Anthony, 1984-85
 Whitehead, Milton, 1948-49-50
 Widman, Harvey, 1934-35-36
 Wilbrand, Tony, 2003
 Wilkinson, Wesley, 2003
 Williams, Eric, 1980-81-83-84
 Williams, Rodney, 1998
 Willis, Stephen, 1975-76
 Wilnes, Norman, 1950-51
 Wischmeier, B. Scott, 1932
 Witte, Willard, 1928-29-30
 Wood, Wilbur S., 1908-09-10
 Woolridge, Andre, 1993
 Wortmann, Craig, 1999-2000
 Wright, Earl, 1963-64
 Wyant, Harlan, 1924

YYY

Yaffee, Irvin, 1939-40
 Yates, James, 1961-64
 Young, Max, 1941-42-43

107 Years of Husker Hoops

INTRODUCTION
OUTLOOK
PLAYERS
COACHES
STAFF
OPPONENTS
REVIEW
RECORDS
HISTORY

Year	All Games		Conference		Coach	Conference Finish	Highlights, Notes
	W	L	W	L			
1896-97	2	0	0	0	Frank Lehmer	None	both games seven-on-seven
1897-98	1	3	0	0	Frank Lehmer	None	all games against YMCA teams
1898-99	4	0	0	0	Frank Lehmer	None	Neb. Wesleyan first collegiate foe
1899-1900	5	0	0	0	T.P. Hewitt	None	first meeting with Kansas
1900-01	3	3	0	0	E. Berry	None	win streak reaches 13 games
1901-02	5	3	0	0	Fred Morrell	None	
1902-03	7	5	0	0	Walter Hiltner	None	
1903-04	9	5	0	0	R.G. Clapp	None	Wisconsin is first Big Ten foe
1904-05	11	5	0	0	R.G. Clapp	None	
1905-06	12	2	0	0	R.G. Clapp	None	then-school record 12 wins
1906-07	10	6	0	0	R.G. Clapp	None	NU record 74-point win vs. Crete
1907-08	9	10	4	2	R.G. Clapp	2nd, Missouri Valley	first losing season in 10 years
1908-09	8	15	5	5	R.G. Clapp	2nd, Missouri Valley	W.W. Walsh, first-team MVC
1909-10	6	10	6	2	T.J. Hewiat	2nd, Missouri Valley	E.O. Perry, first-team MVC
1910-11	9	9	6	6	O.F. Field	2nd, Missouri Valley	J.P. Gibson, A.O. Frank, All-MVC
1911-12	14	1	8	0	"Jumbo" Stiehm	1st, Missouri Valley	NU won season's final nine games
1912-13	17	2	10	0	"Jumbo" Stiehm	1st, Missouri Valley	Sam Carrier, Ross Haskell, All-MVC; Carrier, All-American
1913-14	15	3	7	0	"Jumbo" Stiehm	1st, Missouri Valley	third straight undefeated MVC record
1914-15	10	8	8	4	"Jumbo" Stiehm	2nd, Missouri Valley	lost first league game in four years
1915-16	13	1	12	0	Sam Waugh	1st, Missouri Valley	perfect 12-0 in Missouri Valley
1916-17	12	10	4	8	Dr. E.J. Stewart	5th, Missouri Valley	
1917-18	7	7	4	5	Dr. E.J. Stewart	5th, Missouri Valley	
1918-19	10	6	10	6	Dr. E.J. Stewart	3rd, Missouri Valley	Carl Johnson, All-MVC pick
1919-20	22	2	0	0	Paul Schlisser	None	then-NU record 22 wins stood for 71 seasons, no conference affiliation
1920-21	15	3	9	1	Paul Schlisser	2nd, Missouri Valley	
1921-22	8	9	8	8	Owen A. Frank	tie 4th, Missouri Valley	
1922-23	6	12	5	11	Owen A. Frank	6th, Missouri Valley	
1923-24	11	7	10	6	W.E. Kline	3rd, Missouri Valley	
1924-25	12	5	11	5	W.E. Kline	2nd, Missouri Valley	Orr Goodson, Mutt Volz, All-MVC
1925-26	8	10	7	7	Ernest Bearg	5th, Missouri Valley	first season in NU Coliseum
1926-27	12	6	7	5	Charles T. Black	4th, Missouri Valley	Clark Smatha, All-MVC pick
1927-28	7	11	7	11	Charles T. Black	tie 7th, Missouri Valley	all games against league opponents
1928-29	11	5	5	5	Charles T. Black	3rd, Big Six	first season of play in Big Six
1929-30	9	9	6	4	Charles T. Black	3rd, Big Six	Don Maclay, first-team All-Big Six
1930-31	9	9	6	4	Charles T. Black	3rd, Big Six	Don Maclay, All-American
1931-32	3	17	2	8	Charles T. Black	6th, Big Six	Steve Hokuf, first-team All-Big Six
1932-33	3	13	2	8	William H. Browne	tie 5th, Big Six	Hokuf, All-Big Six, All-American
1933-34	7	11	5	5	William H. Browne	4th, Big Six	
1934-35	6	12	3	7	William H. Browne	5th, Big Six	
1935-36	13	8	7	3	William H. Browne	2nd, Big Six	George Wahlquist, All-Big Six, All-American
1936-37	13	7	8	2	William H. Browne	tie 1st, Big Six	shared Big Six title, Robert Parsons All-Big Six, All-American
1937-38	9	11	4	6	William H. Browne	tie 3rd, Big Six	Parsons, All-Big Six
1938-39	7	13	3	7	William H. Browne	5th, Big Six	
1939-40	6	12	2	8	William H. Browne	tie 4th, Big Six	
1940-41	8	10	6	4	A.J. Lewandowski	3rd, Big Six	Sid Held, Don Fritz, All-Big Six
1941-42	6	13	4	6	A.J. Lewandowski	4th, Big Six	
1942-43	6	10	5	5	A.J. Lewandowski	tie 3rd, Big Six	
1943-44	2	13	1	9	A.J. Lewandowski	tie 5th, Big Six	fewest wins in 46 seasons
1944-45	2	17	1	9	A.J. Lewandowski	6th, Big Six	
1945-46	7	13	3	7	L.F. Klein	tie 4th, Big Six	
1946-47	10	14	3	7	Harry Good	tie 5th, Big Six	first year of league Holiday tourney
1947-48	11	13	5	7	Harry Good	5th, Big Seven	first year of Big Seven
1948-49	16	10	9	3	Harry Good	tie 1st, Big Seven	first winning season in 12 years
1949-50	16	7	8	4	Harry Good	tie 1st, Big Seven	NU lost in NCAA District game
1950-51	9	14	4	8	Harry Good	5th, Big Seven	Claude Retherford, Big Seven MVP
1951-52	7	17	3	9	Harry Good	7th, Big Seven	Bus Whitehead, All-Big Seven
1952-53	9	11	4	8	Harry Good	6th, Big Seven	tied for second straight league title
1953-54	8	13	5	7	Harry Good	tie 4th, Big Seven	Bus Whitehead, All-Big Seven
1954-55	9	12	6	6	Jerry Bush	tie 3rd, Big Seven	
1955-56	7	16	3	9	Jerry Bush	6th, Big Seven	defeated Wooden-coached UCLA
1956-57	11	12	5	7	Jerry Bush	tie 4th, Big Seven	
1957-58	10	13	5	7	Jerry Bush	tie 4th, Big Seven	NU defeated two No. 4 teams

Year	All Games		Conference		Coach	Conference Finish	Highlights, Notes
	W	L	W	L			
1958-59	12	13	5	9	Jerry Bush	tie 5th, Big Eight	first season of Big Eight Turner. All-Big Eight, NU's first 1,000-point scorer
1959-60	7	17	4	10	Jerry Bush	tie 7th, Big Eight	
1960-61	10	14	4	10	Jerry Bush	6th, Big Eight	School-record 19 losses Joe Cipriano's first season beat No. 1 Michigan in Lincoln first winning season in 15 years, school's second 20-win campaign finished season ranked 11th (UPI) Grant Simmons, All-Big Eight first-ever NIT Tournament bid, Stuart Lantz, All-Big Eight Lantz, All-Big Eight pick NU won Big Eight Holiday title
1961-62	9	16	5	9	Jerry Bush	tie 5th, Big Eight	
1962-63	6	19	1	13	Jerry Bush	8th, Big Eight	
1963-64	7	18	5	9	Joe Cipriano	tie 6th, Big Eight	
1964-65	10	15	5	9	Joe Cipriano	tie 6th, Big Eight	
1965-66	20	5	12	2	Joe Cipriano	2nd, Big Eight	
1966-67	16	9	10	4	Joe Cipriano	tie 2nd, Big Eight	Marvin Stewart, All-Big Eight Chuck Jura, All-Big Eight Jerry Fort, All-Big Eight Jerry Fort, All-Big Eight, then-school- record 40 points against Missouri Jerry Fort, All-Big Eight, finished with then-school-record 1,882 points, last season in NU Coliseum first season in Devaney Center first NU-Creighton meeting in 45 years NU makes 2nd NIT appearance Brian Banks, All-Big Eight Iba, Big Eight Coach of the Year Andre Smith, All-Big Eight Iba, Big Eight Coach of the Year Smith, Big Eight Player of the Year Jack Moore, All-Big Eight NU defeated No. 1 Missouri NU reached NIT semifinals Second straight NIT bid, Dave Hoppen, All-Big Eight Hoppen, All-Big Eight, set six school records NU's first-ever NCAA berth, Hoppen, All-Big Eight, finished as NU's all-time leading scorer third place in NIT first losing season in 15 years second NIT bid in three years School-record 26 wins, finished with highest-ever ranking at No. 9, NU-record tying 14 straight wins Second straight NCAA bid Third straight NCAA bid, Eric Piatkowski, All-Big Eight Fourth straight NCAA bid, second straight 20-win season, Big Eight Tournament champs Piatkowski, All-Big Eight NIT bid, fifth straight postseason NIT Champions School-record seventh straight postseason appearance (NIT) First NCAA berth in four years, Tyronn Lue, All-Big 12 Ninth straight postseason bid (NIT) Venson Hamilton, Big 12 Player of Year Nee becomes NU's winningest coach Collier's first season with Huskers Cochran NU career record 268 3-ptrs.
1967-68	15	10	8	6	Joe Cipriano	tie 3rd, Big Eight	
1968-69	12	14	5	9	Joe Cipriano	tie 6th, Big Eight	
1969-70	16	9	7	7	Joe Cipriano	tie 3rd, Big Eight	
1970-71	18	8	8	6	Joe Cipriano	4th, Big Eight	
1971-72	14	12	7	7	Joe Cipriano	4th, Big Eight	
1972-73	9	17	4	10	Joe Cipriano	tie 6th, Big Eight	
1973-74	14	12	7	7	Joe Cipriano	4th, Big Eight	
1974-75	14	12	7	7	Joe Cipriano	4th, Big Eight	
1975-76	19	8	10	4	Joe Cipriano	3rd, Big Eight	
1976-77	15	14	7	7	Joe Cipriano	5th, Big Eight	
1977-78	22	8	9	5	Joe Cipriano	2nd, Big Eight	
1978-79	14	13	7	7	Joe Cipriano	5th, Big Eight	
1979-80	18	13	8	6	J. Cipriano/Moe Iba	tie 2nd, Big Eight	
1980-81	15	12	9	5	Moe Iba	tie 2nd, Big Eight	
1981-82	16	12	7	7	Moe Iba	tie 4th, Big Eight	
1982-83	22	10	9	5	Moe Iba	tie 3rd, Big Eight	
1983-84	18	12	7	7	Moe Iba	3rd, Big Eight	
1984-85	16	14	5	9	Moe Iba	tie 5th, Big Eight	
1985-86	19	11	8	6	Moe Iba	3rd, Big Eight	
1986-87	21	12	7	7	Danny Nee	5th, Big Eight	
1987-88	13	18	4	10	Danny Nee	7th, Big Eight	
1988-89	17	16	4	10	Danny Nee	7th, Big Eight	
1989-90	10	18	3	11	Danny Nee	7th, Big Eight	
1990-91	26	8	9	5	Danny Nee	3rd, Big Eight	
1991-92	19	10	7	7	Danny Nee	5th, Big Eight	
1992-93	20	11	8	6	Danny Nee	tie 2nd, Big Eight	
1993-94	20	10	7	7	Danny Nee	4th, Big Eight	
1994-95	18	14	4	10	Danny Nee	7th, Big Eight	
1995-96	21	14	4	10	Danny Nee	7th, Big Eight	
1996-97	18	15	7	9	Danny Nee	7th, Big 12	
1997-98	20	12	10	6	Danny Nee	4th, Big 12	
1998-99	20	13	10	6	Danny Nee	tie 5th, Big 12	
1999-2000	11	19	4	12	Danny Nee	tie 8th, Big 12	
2000-01	14	16	7	9	Barry Collier	7th, Big 12	
2001-02	13	15	6	10	Barry Collier	tie 7th, Big 12	
<u>2002-03</u>	<u>11</u>	<u>19</u>	<u>3</u>	<u>13</u>	<u>Barry Collier</u>	<u>12th, Big 12</u>	
Totals	1,247	1,121	569	621	—	—	

Nebraska Basketball Through the Years

INTRODUCTION
OUTLOOK
PLAYERS
COACHES
STAFF
OPPONENTS
REVIEW
RECORDS
HISTORY

1896-97 - Won 2, Lost 0

Home: 2-0 Away: 0-0
Coach: Frank Lehmer

			NU Opp.
H	2/2	Lincoln YMCA	W 11 8
H	2/23	Lincoln YMCA	W 23 14

Season Notes: Six years after Dr. James Naismith invented the game, NU fielded its first team...Coach Frank Lehmer guided first team...both games were played seven-on-seven.

1897-98 - Won 1, Lost 3

Home: 0-3 Away: 1-0
Coach: Frank Lehmer

			NU Opp.
H	1/8	Lincoln YMCA	L 9 15
H	1/15	Omaha YMCA	L 12 16
H	2/1	Lincoln YMCA	L 13 20
A	2/22	Omaha YMCA	W 10 9

Season Note: After three-straight losses to open season, Nebraska ended its second year of intercollegiate basketball with 10-9 win over Omaha YMCA in its first-ever road game.

1898-99 - Won 4, Lost 0

Home: 3-0 Away: 1-0
Coach: Frank Lehmer

			NU Opp.
H	12/13	Nebraska Wesleyan	W 37 5
H	1/17	Doane	W 52 7
H	1/20	Omaha YMCA	W 21 14
A	2/2	Nebraska Wesleyan	W 57 3

Season Notes: Second undefeated season in school history...final season for NU's first coach, Frank Lehmer...after six games in first two seasons of intercollegiate basketball against Lincoln and Omaha YMCA teams, Huskers faced first collegiate opponent in Nebraska Wesleyan.

1899-1900 - Won 5, Lost 0

Home: 5-0 Away: 0-0
Coach: T.P. Hewitt

			NU Opp.
H		Nebraska Wesleyan	W 42 9
H		Lincoln YMCA	W 39 7
H		Doane	W 57 3
H		Omaha YMCA	W 26 14
H	3/2	Kansas	W 48 8

Season Notes: Third and final undefeated season in school history...Kansas game at Lincoln was first-ever between present-day Big Eight Conference schools and ranks as worst loss ever for Jayhawks...W.E. Anderson had school's first 30-point game with 34 vs. KU...Coach T.P. Hewitt's only season.

1900-01 - Won 3, Lost 3

Home: 2-1 Away: 1-2
Coach: E. Berry

			NU Opp.
(Dates unavailable)			
A		Omaha YMCA	W 13 11
H		Lincoln YMCA	W 10 8
H		Omaha YMCA	W 20 12
H		Omaha YMCA	L 20 28
A		Fond du Lac	L 20 32
A		Stevens Point A.C.	L 13 38

Season Notes: NU opened season with three-straight wins to run win streak to 13 straight, but then dropped final three games to finish .500...third consecutive .500 or better record...only season for Coach E. Berry.

1901-02 - Won 5, Lost 3

Home: 3-0 Away: 2-3
Coach: Fred Morrell

			NU Opp.
H	1/18	Nebraska Wesleyan	W 63 14
H	2/1	Lincoln YMCA	W 32 30

A	2/15	Minnesota	L 9 52
A	2/17	Sioux City YMCA	W 42 24
A	2/28	Haskell	L 29 79
A	3/1	Kansas	W 35 29
A	3/3	Topeka YMCA	L 36 52
H	3/22	Topeka YMCA	W 27 13

Season Notes: First and only season for Coach Fred Morrell...fourth straight .500 or better season.

1902-03 - Won 7, Lost 5

Home: 3-1 Away: 4-4
Coach: Walter Hiltner

			NU Opp.
H	12/18	Lincoln YMCA	W 25 18
A	1/17	Haskell	L 18 25
H	1/24	Lincoln YMCA	L 24 35
H	1/31	Kansas	W 23 18
A	2/3	Denver YMCA	W 44 29
A	2/4	Colorado College	W 39 11
A	2/5	Colorado	W 28 12
A	2/6	Greeley High	W 25 15
A	2/7	Cheyenne Business	L 28 42
H	2/20	Lincoln YMCA	W 33 20
A	3/6	Minnesota Ag.	L 4 13
A	3/7	Minnesota	L 14 41

Season Notes: In only season under Coach Walter Hiltner, Nebraska posted 7-5 record... fifth straight .500-plus campaign.

1903-04 - Won 9, Lost 5

Coach: R.G. Clapp

(Sites and dates unavailable)

			NU Opp.
		Nebraska Wesleyan	W 47 10
		Highland Park	L N/A N/A
		Lincoln High	W 49 26
		Nebraska Wesleyan	L 31 32
		Lincoln YMCA	L N/A N/A
		Lincoln YMCA	W N/A N/A
		Lincoln YMCA	W 31 12
		Nebraska Wesleyan	W 25 9
		Omaha Christian	W 35 26
		Sioux City YMCA	L 14 49
		Morningside	W 57 27
		Minnesota	L 21 42
		Minneapolis YMCA	W 15 10
H		Wisconsin	W 25 22

Season Notes: In first season under Coach R.G. Clapp, Nebraska won school-record nine games...Wisconsin was first Big Ten school to play Huskers at Lincoln.

1904-05 - Won 11, Lost 5

Coach: R.G. Clapp

(Sites and dates unavailable)

			NU Opp.
		Nebraska Wesleyan	W 32 31
		Highland Park	L 34 39
		Nebraska Wesleyan	W 57 23
		Omaha YMCA	W 24 21
		Fort Dodge	W 53 27
		Shattuck	W 44 22
		Minnesota	W 22 21
		Minnesota	W 28 25
		Omaha YMCA	L 29 30
		Baker	W 49 19
		Port Washington	W 47 36
		Ripon	L 28 32
		Menasha	W 37 19
		Lawrence	W 37 24
		Lewis	L 32 61
		Chicago Central	L 22 59

Season Note: Huskers won then-school-record 11 games.

1905-06 - Won 12, Lost 2

Home: 4-1 Away: 8-1

Coach: R.G. Clapp

			NU Opp.
H	1/13	Kansas City A.C.	W 33 22
H	1/29	Kansas City YMCA	W 25 24
H	2/3	Baker	W 34 23
H	2/12	Kansas	L 17 37
A	2/19	Kansas State	W 50 14
A	2/20	Fort Riley	W 43 13
A	2/21	Baker	W 33 27
A	2/22	Independence	W 41 16
A	2/23	Kansas City A.C.	L 21 49
A	2/25	Kansas City A.C.	W 26 25
H	3/15	Brown "B"	W 57 12
A	3/20	Bellevue	W 39 27
A	3/21	Fort Dodge	W 33 23
A	3/22	Shattuck	W 59 23

Season Note: Won then-school-record 12 games with just two losses.



Nebraska's first basketball team posted a 2-0 record in 1896-97.

1906-07 - Won 10, Lost 6

Home: 5-0 Away: 5-6
Coach: R.G. Clapp

			NU	Opp.
A	1/4	Crete	W	82 8
A	1/11	Nebraska Wesleyan	W	38 26
H	1/26	Central City	W	40 9
H	1/28	Iowa	W	25 17
H	2/9	Kansas	W	32 19
A	2/14	Fort Dodge	W	34 22
A	2/15	Minnesota	L	19 20
A	2/16	Minnesota	L	18 20
A	2/18	Hudson	W	26 25
A	2/19	Marshfield (Co. A)	W	33 16
A	2/20	Portage (Co. F)	L	23 27
A	2/21	Wisconsin	L	31 35
A	2/22	Iowa	L	29 32
A	2/23	Grinnell	L	21 27
H	3/1	Denver	W	40 13
H	3/25	Nebraska Wesleyan	W	59 11

Season Notes: Nebraska posted ninth straight .500 or better record, third consecutive under Coach R.G. Clapp...74-point margin of victory over Crete (82-8) largest in school history.

1907-08 - Won 9, Lost 10

(4-2 in Missouri Valley, 2nd)
Home: 3-3 (2-2) Away: 6-7 (2-0)
Coach: R.G. Clapp

			NU	Opp.
A	12/18	Nebraska Wesleyan	W	33 19
H	1/11	Muscatine	L	21 39
A	1/15	Kansas State	W	36 18
A	1/16	Washburn	W	26 25
A	1/17	Kansas	W	20 17
A	1/18	Kansas	W	23 21
H	1/23	Highland Park	W	51 23
H	1/31	Missouri	W	41 30
H	2/1	Missouri	W	43 31
H	2/21	Kansas	L	26 28
H	2/22	Kansas	L	25 28
A	2/28	Minnesota	L	12 43
A	2/29	Minnesota	L	10 32
A	3/2	Portage	L	16 39
A	3/3	Wisconsin	L	4 43
A	3/4	DePaul	W	25 18
A	3/5	Morrison	L	19 23
A	3/6	Iowa	L	26 39
A	3/7	Grinnell	L	14 37

Season Notes: First season as member of Missouri Valley Conference...Huskers won MVC North Division title with 4-2 record, but because of scheduling difficulties, did not play a game against a team in own division...Husker Wilbur Wood was nation's second black college basketball player at a predominately white institution...Jumbo Stiehm, who would later become NU's football and basketball coach, scored 24 points in Wisconsin's 43-4 victory at Madison...second sub-.500 record in school history.

1908-09 - Won 8, Lost 15

(5-5 in Missouri Valley, 2nd)
Home: 5-5 (4-0) Away: 3-10 (1-5)
Coach: R.G. Clapp

			NU	Opp.
H	12/12	Cotner	W	28 24
H	12/17	Lincoln YMCA	L	16 34
A	1/7	Kansas State	W	36 31
A	1/8	Kansas	L	13 48
A	1/9	Kansas	L	17 36
H	1/15	Iowa State	W	42 20
H	1/16	Iowa State	W	40 21
H	1/22	Drake	W	39 30
H	1/23	Drake	W	34 12
H	1/30	Kansas	L	13 18
H	2/1	Missouri	L	24 26
A	2/5	Minnesota	L	17 24
A	2/6	Minnesota	L	21 39
A	2/8	Iowa State	L	16 22



The 1911-12 team captured the school's first Missouri Valley Conference title.

			NU	Opp.
A	2/9	Iowa State	W	31 17
A	2/10	Drake	L	12 34
A	2/11	Drake	L	15 25
H	2/19	Minnesota	L	26 28
H	2/20	Minnesota	L	20 29
KC	3/4	Kansas	L	22 28
KC	3/5	Kansas	L	15 24
KC	3/6	Kansas	W	32 29
A	3/8	Nebraska Wesleyan	L	32 62

Season Notes: For second straight year, Nebraska captured MVC Northern Division title...Kansas took two of three games against Cornhuskers in playoff at Kansas City, Mo., and won conference title...W.W. Walsh earned first-team All-MVC honors, first NU player ever honored...Coach R.G. Clapp retired after six seasons.

1909-10 - Won 6, Lost 10

(6-2 in Missouri Valley, 2nd)
Home: 4-3 (4-0) Away: 2-7 (2-2)
Coach: T.J. Hewiat

			NU	Opp.
A	1/6	Kansas State	L	16 27
A	1/7	Kansas	L	17 32
A	1/8	Kansas	L	16 40
H	1/21	Iowa State	W	24 21
H	1/22	Iowa State	W	29 26
H	1/28	Drake	W	40 14
H	1/29	Drake	W	27 6
A	2/8	Drake	W	20 16
A	2/10	Drake	W	22 13
A	2/11	Iowa State	L	23 34
A	2/12	Iowa State	L	17 18
H	2/14	Kansas State	L	17 28
A	2/18	Minnesota	L	14 33
A	2/19	Minnesota	L	9 27
H	2/26	Kansas	L	20 40
H	2/27	Kansas	L	13 40

Season Notes: In only season under Coach T.J. Hewiat, Nebraska finished 6-10...Huskers won MVC North Division title for third straight year, but Kansas had better division record than NU and was declared conference champion...E.O. Pery was first-team All-Missouri Valley Conference pick.

1910-11 - Won 9, Lost 9

(6-6 in Missouri Valley, 2nd)
Home: 6-3 (4-2) Away: 3-6 (2-4)
Coach: O.F. Field

			NU	Opp.
H	1/7	Cotner	L	17 35
H	1/14	Nebraska Wesleyan	W	42 26
H	1/20	Iowa State	W	41 20
H	1/21	Iowa State	L	31 33
A	1/26	Morningside	W	23 19
A	1/27	Minnesota	L	10 25
A	1/28	Minnesota	L	15 40
H	2/4	South Dakota	W	30 25
A	2/6	Iowa State	L	27 31
A	2/7	Iowa State	W	22 19
A	2/8	Missouri	L	26 39
A	2/9	Missouri (OT)	L	36 37
A	2/10	Kansas	W	15 11
A	2/11	Kansas	L	12 37
H	2/24	Kansas	W	38 28
H	2/25	Kansas	W	34 24
H	2/26	Missouri	W	30 23
H	2/27	Missouri	L	20 23

Season Notes: Huskers finished second in Missouri Valley Conference race, three games back of Kansas...J.P. Gibson and O.A. Frank earned first-team All-Missouri Valley Conference honors...NU played first-ever overtime game.

1911-12 - Won 14, Lost 1

(8-0 in Missouri Valley, 1st)
Home: 6-0 (4-0) Away: 8-1 (4-0)
Coach: E.O. "Jumbo" Stiehm

			NU	Opp.
H	1/12	Drake	W	42 24
H	1/13	Drake	W	35 13
A	1/18	Kansas State	W	26 25
A	1/19	Kansas	W	30 27
A	1/20	Kansas	W	30 26
A	1/26	Minnesota	L	15 40
A	1/27	Morningside	W	62 10
H	2/2	Iowa State	W	33 12
H	2/3	Iowa State	W	40 14
A	2/21	Drake	W	33 15
A	2/22	Drake	W	46 14
A	2/23	Iowa State	W	31 21
A	2/24	Iowa State	W	31 12
H	3/1	Kansas	W	49 21
H	3/2	Kansas	W	29 28

Season Notes: Huskers claimed MVC North Division crown with 8-0 record...after 25-point loss at Minnesota in sixth game of season, Nebraska won final nine games...in first season as Husker

INTRODUCTION

OUTLOOK

PLAYERS

COACHES

STAFF

OPPONENTS

REVIEW

RECORDS

HISTORY



Grant Hall was NU's home from 1897 until 1926, when the NU Coliseum opened.

mentor, Stiehm made history by becoming first coach in conference history to win football and basketball titles in the same academic year...he repeated the feat a year later.

1912-13 - Won 17, Lost 2

(10-0 in Missouri Valley, 1st)
Home: 10-0 (5-0) Away: 7-2 (5-0)
Coach: E.O. "Jumbo" Stiehm

		W	L	NU	Opp.
H 1/11	Cotner	W		29	18
H 1/17	Omaha X	W		46	13
H 1/18	Nebraska Wesleyan	W		39	26
A 1/23	St. Joseph's	W		25	11
A 1/24	Sacred Heart	W		31	9
A 1/25	Minnesota	L		11	20
H 1/31	Drake	W		32	7
H 2/1	Drake	W		24	15
A 2/7	Nebraska Wesleyan	W		27	20
H 2/15	Kansas State	W		27	16
A 2/19	Drake	W		21	4
A 2/20	Drake	W		25	11
A 2/21	Iowa State	W		29	12
A 2/22	Iowa State	W		16	10
H 2/28	Iowa State	W		28	8
H 3/1	Iowa State	W		24	12
H 3/10	Kansas	W		40	25
A 3/11	Kansas	W		18	16
N 3/12	Kansas*	L		24	30

Season Notes: Huskers won North Division title with 10-0 record, recognized as league champion...dropped playoff game to South Division champ Kansas, 30-24, at Manhattan, Kan....Ross Haskell and Sam Carrier were first-team All-Missouri Valley Conference selections; Carrier also earned All-America honors.

1913-14 - Won 15, Lost 3

(7-0 in Missouri Valley, 1st)
Home: 7-2 (4-0) Away: 8-1 (3-0)
Coach: E.O. "Jumbo" Stiehm

		W	L	NU	Opp.
H 1/10	Omaha X	W		44	22
H 1/17	Cotner	W		56	11
H 1/23	Nebraska Wesleyan	W		29	20
H 1/24	Nebraska Wesleyan	L		18	24
A 2/5	St. Joseph's	W		48	11
A 2/6	Minnesota	W		21	16
A 2/7	Minnesota	W		14	9
A 2/9	Fort Dodge Co. G	W		38	22
H 2/13	Drake	W		32	20

H 2/14	Drake	W		31	10
A 2/17	Omaha Alumni	W		40	19
A 2/18	Simpson	L		21	22
A 2/19	Drake	W		36	17
A 2/20	Iowa State	W		15	9
A 2/21	Iowa State	W		16	3
H 2/27	Iowa State	W		24	16
H 2/28	Iowa State	W		41	13
H 3/5	Wesleyan Auto	L		19	31

Season Notes: Nebraska captured Missouri Valley Conference North Division crown with 7-0 record...squad was known as "Point a Minute" team, because it was so fast it took a movie camera to catch it.

1914-15 - Won 10, Lost 8

(8-4 in Missouri Valley, 2nd)
Home: 3-2 (3-1) Away: 7-6 (5-3)
Coach: E.O. "Jumbo" Stiehm

		W	L	NU	Opp.
A 1/6	Ft. Dodge (Co. G)	L		18	23
A 1/7	Hamline	W		20	9
A 1/8	Minnesota	L		18	22
A 1/9	Minnesota	L		9	23
H 1/15	Iowa State	W		32	15
H 1/16	Iowa State	W		25	12
A 1/20	Kansas State	W		26	19
A 1/21	Kansas State	W		26	20
A 1/22	Kansas	L		18	43
A 1/23	Kansas	L		23	30
A 2/5	Nebraska Wesleyan	W		13	9
A 2/10	Drake	W		14	5
A 2/11	Drake	W		23	14
A 2/12	Iowa State	W		24	12
A 2/13	Iowa State	L		11	25
H 2/19	Drake	L		19	20
H 2/20	Drake	W		27	11
H 3/3	Nebraska Wesleyan	L		15	39

Season Notes: Huskers finished second in Missouri Valley Conference race, three games back of first-place Kansas...final season for Coach E.O. Stiehm.

1915-16 - Won 13, Lost 1

(12-0 in Missouri Valley, 1st)
Home: 8-0 (8-0) Away: 5-1 (4-0)
Coach: Sam Waugh

		W	L	NU	Opp.
H 1/14	Kansas	W		34	33
H 1/15	Kansas	W		40	27
H 1/21	Drake	W		41	12

H 1/22	Drake	W		44	16
A 1/30	Burgess-Nash	W		24	20
H 2/4	Iowa State	W		35	21
H 2/5	Iowa State	W		31	14
H 2/11	Kansas State	W		21	20
H 2/12	Kansas State	W		26	25
A 2/18	Nebraska Wesleyan	L		19	23
A 2/23	Drake	W		34	24
A 2/24	Drake	W		40	15
A 2/25	Iowa State	W		23	14
A 2/26	Iowa State	W		29	17

Season Notes: Huskers won Missouri Valley Conference title with 12-0 record; finished 13-1 in only season under direction of Coach Sam Waugh...one loss was 23-19 decision to cross-town rival Nebraska Wesleyan.

1916-17 - Won 12, Lost 10

(4-8 in Missouri Valley, 5th)
Coach: Dr. E.J. Stewart
(Some sites and dates unavailable)

		W	L	NU	Opp.
	Simpson	W		20	13
	Cotner	W		42	10
	Grinnell	L		9	22
	St. Joseph's	W		21	11
	St. Thomas (Minn.)	W		23	8
	Hamline	W		15	8
	Brandeis (Omaha)	W		29	11
	York College	W		23	14
	Nebraska Wesleyan	W		27	14
H 2/9	Missouri	L		16	18
H 2/10	Missouri	L		7	18
A	Kansas State	L		13	45
A	Kansas State	L		10	34
A 2/16	Kansas	W		21	19
A 2/17	Kansas	L		10	30
A 2/22	Iowa State	L		7	19
A 2/23	Iowa State	L		17	24
	Drake	W		23	13
	Drake	W		26	18
	Nebraska Wesleyan	L		15	18
H 3/9	Iowa State	L		22	24
H 3/10	Iowa State	W		24	21

Season Note: First season on sideline for Coach E.J. Stewart.

1917-18 - Won 7, Lost 7

(4-5 in Missouri Valley, 5th)
Home: 3-3 (1-1) Away: 4-4 (3-4)
Coach: Dr. E. J. Stewart

		W	L	NU	Opp.
H	Camp Funston	L		14	43
H	Fort Dodge	W		19	16
H	Fort Dodge	L		14	21
A	Washington (Mo.)	L		17	44
A 2/8	Missouri	L		9	22
A 2/9	Missouri	L		8	16
H 2/15	Kansas	W		24	23
H 2/16	Kansas	L		25	31
A	Nebraska Wesleyan	W		18	10
H	Nebraska Wesleyan	W		24	14
A	Drake	W		32	10
A	Drake	W		21	14
A	Kansas State	W		31	23
A	Kansas State	L		16	26

Season Note: Eighth-straight .500 or better record.

1918-19 - Won 10, Lost 6

(10-6 in Missouri Valley, 3rd)
Home: 6-3 (6-3) Away: 4-3 (4-3)
Coach: Dr. E.J. Stewart

		W	L	NU	Opp.
A 1/22	Drake	W		34	13
A 1/23	Grinnell	W		24	14
A 1/24	Grinnell	L		15	16
A 1/25	Drake	W		24	14
H 1/30	Drake	L		15	22

H	2/1	Drake	W	19	9
H	2/7	Washington (Mo.)	W	35	25
H	2/8	Washington (Mo.)	W	28	13
H	2/14	Missouri	W	28	26
H	2/15	Missouri	W	21	14
A	3/5	Kansas	L	17	31
A	3/6	Kansas	W	29	24
H	3/8	Kansas State	L	32	34
A	3/9	Kansas State	L	21	30
H	3/12	Grinnell	W	27	15
H	3/13	Grinnell	L	21	22

Season Notes: NU finished third in Missouri Valley Conference race...Carl Jackson was first-team all-conference pick, first for Huskers in six seasons...final season for Coach E.J. Stewart.

1919-20 - Won 22, Lost 2

(No conference affiliation)
Home: 11-1 Away: 11-1
Coach: Paul Schlisser

				NU	Opp.
H	12/17	Morningside	W	37	14
H	12/18	Morningside	W	39	9
H	1/9	Omaha Athletic Club	W	51	10
H	1/10	Omaha Athletic Club	W	26	23
A	1/13	Hastings	W	47	9
A	1/14	Colorado College	W	32	19
A	1/15	Colorado College	L	23	25
A	1/16	Colorado	W	27	16
A	1/17	Colorado	W	24	17
H	1/23	South Dakota	W	41	12
H	1/24	South Dakota	W	33	12
H	2/5	Indiana	L	20	24
H	2/6	Indiana	W	38	18
H	2/13	Michigan State	W	43	26
H	2/14	Michigan State	W	39	20
A	2/20	Notre Dame	W	25	18
H	2/21	Notre Dame	W	31	15
A	2/24	Morningside	W	44	12
A	2/25	Morningside	W	50	13
A	2/26	Knox (OT)	W	31	24
A	2/27	Valparaiso	W	30	17
A	2/28	Valparaiso	W	35	20
H	3/5	Colorado College	W	23	9
H	3/6	Colorado College	W	33	12

Season Notes: Playing without a conference affiliation for first time since 1906-07 season, Nebraska finished with first 20-win season ever (22 victories)...fewest losses for NU since 1915-16 season...22 wins would stand as school record until 1990-91 campaign...first season on Husker sideline for Coach P.J. Schlisser.

1920-21 - Won 15, Lost 3

(9-1 in Missouri Valley, 2nd)
Home: 10-1 (6-0) Away: 5-2 (3-1)
Coach: Paul Schlisser

				NU	Opp.
A	1/1	Illinois	W	30	25
A	1/3	Illinois	L	24	26
A	1/4	Illinois Wesleyan	W	32	1
H	1/14	Grinnell	W	31	10
H	1/15	Grinnell	W	28	15
H	1/21	South Dakota	W	39	13
H	1/31	Oklahoma	W	34	20
H	2/1	Oklahoma	W	28	15
A	2/9	Iowa State	L	30	38
A	2/10	Iowa State	W	32	23
A	2/11	Grinnell	W	31	16
A	2/12	Grinnell	W	29	22
H	2/18	Notre Dame	W	25	18
H	2/19	Notre Dame	W	39	21
H	2/25	Colgate	L	15	21
H	2/26	Colgate	W	24	15
H	3/4	Iowa State	W	33	16
H	3/5	Iowa State	W	37	11

Season Notes: Nebraska finished second in Missouri Valley Conference race with 9-1 mark...final season for coach Paul Schlisser.

1921-22 - Won 8, Lost 9

(8-8 in Missouri Valley, tie-4th)
Home: 4-4 (4-4) Away: 4-5 (4-4)
Coach: Owen A. Frank

				NU	Opp.
A	1/4	Wisconsin	L	14	27
H	1/7	Washington (Mo.)	W	31	23
A	1/9	Iowa State	W	21	14
H	1/13	Missouri	L	31	46
H	1/14	Grinnell	W	27	17
H	1/19	Kansas	L	15	25
A	1/27	Oklahoma	L	21	29
H	2/4	Iowa State	L	7	26
A	2/7	Grinnell	W	28	25
A	2/14	Kansas State	W	25	24
A	2/18	Drake	L	32	34
H	2/22	Oklahoma	W	39	34
A	2/24	Missouri	L	16	55
A	2/25	Washington (Mo.)	W	33	32
H	2/28	Drake	L	15	29
H	3/3	Kansas State	W	21	13
A	3/6	Kansas	L	18	41

Season Note: In first season under Coach Owen A. Frank, Nebraska finished 8-9 overall, 8-8 in Missouri Valley Conference.

1922-23 - Won 6, Lost 12

(5-11 in Missouri Valley, 6th)
Home: 2-7 (1-7) Away: 4-5 (4-4)
Coach: Owen A. Frank

				NU	Opp.
A	1/5	Kansas	L	20	30
A	1/6	Kansas State	W	21	15
H		Drake	L	18	30
H		Oklahoma	W	25	19
H	1/22	Missouri	L	18	33
A	1/25	Drake	L	25	36
A	1/26	Iowa State	W	21	15
A	1/27	Grinnell	W	20	13
H		Grinnell	L	17	32
H	2/3	Iowa State	L	17	21
A		Oklahoma	L	25	31
H	2/12	Kansas	L	15	36
H		Kansas State	L	14	17
H		Washington (Mo.)	L	32	34
A	2/24	Missouri	L	22	39
A		Washington (Mo.)	W	24	22
H		Nebraska Wesleyan	W	24	22
A		Creighton	L	24	46

Season Note: Final season for Coach Owen A. Frank.

1923-24 - Won 11, Lost 7

(10-6 in Missouri Valley, 3rd)
Home: 8-2 (7-2) Away: 3-5 (3-4)
Coach: W.E. Kline

				NU	Opp.
A		Kansas City A.C.	L	18	27
H	1/5	Missouri	W	24	18
H		Oklahoma	W	35	21
H		Kansas State	W	27	14
A	1/17	Kansas State	L	23	26
A	1/18	Kansas	L	18	19
A		Oklahoma	L	20	32
H	1/26	Kansas	L	10	13
H		Creighton	W	25	21
A		Drake	L	15	19
A		Grinnell	W	32	19
A	2/8	Missouri	W	31	11
A	2/9	Washington (Mo.)	W	32	18
H		Grinnell	W	32	18
H		Washington (Mo.)	W	38	17
A	2/27	Iowa State	W	18	16
H	3/3	Iowa State	W	27	14
H		Drake	L	12	25

Season Note: Nebraska finished 11-7 in Coach W.E. Kline's rookie season.

1924-25 - Won 12, Lost 5

(11-5 in Missouri Valley, 2nd)
Home: 6-2 (6-2) Away: 6-3 (5-3)
Coach: W.E. Kline

				NU	Opp.
A	1/9	Kansas State	W	23	11
A	1/10	Oklahoma	W	23	18
H	1/17	Drake	W	20	8
H	1/31	Kansas	L	20	25
H	2/7	Oklahoma	W	31	17
H	2/9	Grinnell	W	35	27
H	2/13	Kansas State	W	32	20
A	2/17	Kansas	L	20	28
A	2/20	Washington (Mo.)	W	24	20
A	2/21	Missouri	W	25	20
H	2/24	Iowa State	W	37	17
H	2/27	Missouri	W	24	21
A	2/28	Creighton	W	15	11
A	3/2	Drake	L	10	18
A	3/3	Grinnell	L	21	36
A	3/4	Iowa State	W	28	13
H	3/5	Washington (Mo.)	L	16	36

Season Notes: In second and final season under Coach W.E. Kline, Huskers finished second to Kansas in Missouri Valley Conference race...Orr Goodson and Mutt Volz were first-team all-



The NU Coliseum served as the home of Nebraska basketball from 1926 until 1976.

INTRODUCTION

OUTLOOK

PLAYERS

COACHES

STAFF

OPPONENTS

REVIEW

RECORDS

HISTORY



Nebraska's 1936-37 team tied for the Big Six Conference title.

conference picks, first time a Husker player had been so honored since 1918-19 season; first time two NU players landed spot on first unit since 1912-13.

1925-26 - Won 8, Lost 10

(7-7 in Missouri Valley, 5th)
Home: 4-5 (4-3) Away: 4-5 (3-4)
Coach: Ernest Bearg

			NU	Opp.
H	12/18	South Dakota	L	19 20
A	1/2	Kansas City A.C.	L	20 36
A	1/9	Creighton	W	20 15
H	1/16	Grinnell	W	24 14
H	1/23	Iowa State	W	18 13
A	1/30	Grinnell	W	39 18
A	2/1	Iowa State	W	27 12
A	2/2	Drake	W	23 21
H	2/6	Kansas	L	14 25
A	2/9	Kansas State	L	26 41
H	2/15	Creighton	L	11 15
H	2/16	Kansas State	L	21 28
H	2/19	Missouri	L	24 26
H	2/20	Washington (Mo.)	W	26 20
A	2/27	Kansas	L	17 30
H	3/1	Drake	W	22 21
A	3/5	Missouri	L	22 24
A	3/6	Washington (Mo.)	L	14 22

Season Notes: In only season under Coach Ernest Bearg, Huskers finished 8-10...after playing in Grant Hall since 1897, NU dropped first-ever game in NU Coliseum to Kansas, 25-14.

1926-27 - Won 12, Lost 6

(7-5 in MVC, 4th)
Home: 7-2 (4-2) Away: 5-4 (3-3)
Coach: Charles T. Black

			NU	Opp.
A		Hillyard's	L	20 36
A		Kansas State	L	23 34
A		Washington (Mo.)	W	37 20
A	1/15	Missouri	W	35 23
A	1/19	Kansas	W	27 24
H		Drake	L	34 35
H	1/29	Iowa State	W	35 19
A		Oklahoma	W	37 29
A		Oklahoma State	L	24 27
H		Grinnell	W	30 22
H		Kansas State	W	26 24
H		Missouri	W	27 22
H		Oklahoma	W	36 26

H		Washington (Mo.)	W	41 24
H	2/26	Kansas	L	25 34
H		Oklahoma State	W	35 25
A	3/3	Iowa State	L	24 26
A	3/4	Drake	W	46 32

Season Notes: In first season under Coach Charles T. Black, a former Kansas All-American, Huskers finished 12-6 and 7-5 in Missouri Valley, good for fourth place...Clark Smatha earned first-team All-Missouri Valley Conference honors.

1927-28 - Won 7, Lost 11

(7-11 in MVC, tie 7th)
Home: 5-4 (5-4) Away: 2-7 (2-7)
Coach: Charles T. Black

			NU	Opp.
A	12/16	Washington (Mo.)	L	27 28
A	12/17	Missouri	L	15 36
H	1/7	Missouri	W	36 26
H	1/9	Washington (Mo.)	L	19 30
A	1/14	Drake	L	28 32
H	1/21	Kansas State	L	24 29
H	1/28	Iowa State	W	37 26
H	2/4	Oklahoma State	L	21 32
A	2/9	Iowa State	W	32 26
A	2/10	Grinnell	W	35 22
H	2/14	Drake	W	34 27
A	2/17	Kansas	L	27 33
A	2/18	Kansas State	L	22 28
H	2/24	Kansas	W	32 28
H	2/25	Oklahoma	L	36 38
H	2/28	Grinnell	W	35 16
A	3/3	Oklahoma	L	28 43
A	3/5	Oklahoma State	L	43 47

Season Notes: Entire schedule was played against conference opponents...NU was 7-9 with two games left, but lost bid for .500 with losses at Oklahoma and Oklahoma State to end season.

1928-29 - Won 11, Lost 5

(5-5 in Big Six, 3rd)
Home: 6-2 (3-2) Away: 5-3 (2-3)
Coach: Charles T. Black

			NU	Opp.
H	12/20	South Dakota	W	36 25
A	1/4	Colorado College	W	32 24
A	1/5	Colorado College	W	48 26
H	1/12	Missouri	L	25 30
H	1/15	South Dakota	W	46 28
H	1/19	Kansas	W	30 29

A	1/24	Kansas State	L	21 30
A	1/26	Oklahoma	L	20 29
H	2/2	Iowa State	W	45 39
A	2/7	Kansas	W	37 31
H	2/11	Oklahoma	L	34 39
H	2/16	Drake	W	37 24
A	2/22	Iowa State	L	33 37
A	2/23	Drake	W	33 26
A	2/25	Missouri	W	39 33
H	3/2	Kansas State	W	62 45

Season Notes: After being affiliated with the Missouri Valley Conference since 1907-08, Nebraska, Missouri, Kansas, Kansas State, Iowa State and Oklahoma formed the Big Six...second winning season in three years for Coach Charles T. Black.

1929-30 - Won 9, Lost 9

(6-4 in Big Six, 3rd)
Home: 6-3 (3-2) Away: 3-6 (3-2)
Coach: Charles T. Black

			NU	Opp.
A	12/28	Saint Louis	L	27 37
A	12/30	Butler	L	26 38
A	1/2	West Virginia	L	19 45
A	1/4	Pittsburgh	L	27 34
A	1/10	Kansas State	W	41 39
H	1/11	Montana State	L	30 61
H	1/14	South Dakota State	W	29 27
A	1/18	Missouri	L	21 27
H	1/20	Oklahoma	W	35 20
A	1/22	Iowa State	W	32 22
H	1/25	Iowa	W	41 26
H	2/1	Kansas State	L	42 46
A	2/8	Oklahoma	W	47 37
A	2/10	Kansas	L	20 27
H	2/12	Saint Louis	W	45 43
H	2/15	Missouri	W	34 31
H	2/22	Iowa State	W	52 50
H	3/1	Kansas	L	35 36

Season Notes: Nebraska led Big Six in scoring at 34.9 points per game...Don Maclay was first-team All-Big Six center...NU finished two games back of league champion Missouri.

1930-31 - Won 9, Lost 9

(6-4 in Big Six, 2nd)
Home: 5-4 (3-2) Away: 4-5 (3-2)
Coach: Charles T. Black

			NU	Opp.
A	12/13	South Dakota	W	18 17
H	12/19	Pittsburgh	L	22 23
A	12/27	Washington	L	38 41
A	12/29	Washington	L	24 27
A	12/30	Washington	L	32 38
H	1/5	Brigham Young	L	44 55
H	1/10	Missouri	W	42 32
A	1/17	Oklahoma	W	36 30
A	1/19	Kansas (OT)	W	31 30
H	1/24	Drake	W	30 25
H	1/31	Iowa State	W	31 19
H	2/2	Butler	W	32 14
A	2/7	Missouri	L	20 33
A	2/9	Kansas State	W	37 31
H	2/14	Kansas	L	29 34
A	2/16	Iowa State	L	28 42
H	2/24	Kansas State	L	30 32
H	2/28	Oklahoma	W	41 30

Season Notes: Nebraska's second-place finish in Big Six race was its best since 1924-25 campaign...Huskers finished one game back of first-place Kansas...center Don Maclay earned All-America honors...Steve Hukof earned first-team All-Big Six honors as a guard.

1931-32 - Won 3, Lost 17

(2-8 in Big Six, 6th)
Home: 1-9 (1-4) Away: 2-8 (1-4)
Coach: Charles T. Black

			NU	Opp.
H	12/12	South Dakota	L	36 41
H	12/17	Brigham Young	L	27 31
A	12/19	Iowa	L	29 34
A	12/28	Wisconsin-Superior	L	34 36
A	12/29	Minnesota	L	24 32
H	1/4	Carleton	L	30 40
A	1/8	Iowa State	W	28 24
A	1/9	Drake	W	33 19
H	1/12	Kansas	L	31 34
A	1/16	Missouri	L	18 30
A	1/18	Kansas State	L	20 32
H	1/23	Oklahoma	L	34 37
H	2/1	Iowa State	L	32 33
H	2/6	Kansas State	W	32 26
H	2/10	Saint Louis	L	28 31
A	2/13	Oklahoma	L	32 46
A	2/15	Kansas	L	19 51
H	2/26	Missouri	L	28 32
A	3/4	Creighton	L	18 47
H	3/7	Creighton	L	26 28

Season Notes: Three wins were fewest for Huskers since 1900-01 season...last year of NU-Creighton series until 1977-78 campaign...final season for Coach Charles T. Black.

1932-33 - Won 3, Lost 13

(2-8 in Big Six, tie 5th)
Home: 2-7 (1-4) Away: 1-6 (1-4)
Coach: William H. Browne

			NU	Opp.
H	12/16	Arkansas	L	24 41
A	12/22	Carleton	L	19 23
A	12/23	Minnesota	L	25 27
H	1/2	Minnesota	L	22 32
H	1/3	Stanford	L	17 21
A	1/6	Kansas	L	29 32
A	1/7	Missouri	L	33 37
H	1/14	Kansas State	W	31 25
H	1/30	Iowa State	L	25 30
H	2/4	Kansas	L	20 34
A	2/11	Oklahoma	L	35 39
A	2/13	Kansas State	L	30 36
H	2/18	South Dakota	W	34 25
H	2/25	Missouri	L	31 39
A	2/28	Iowa State	W	43 16
H	3/4	Oklahoma	L	27 38

Season Notes: Huskers dropped seven straight and 11 of first 12 games, finished with three wins for second consecutive season...debut for Coach William H. Browne...Steve Hokuf was first-team All-Big Six pick and earned All-America honors.

1933-34 - Won 7, Lost 11

(5-5 in Big Six, 4th)
Home: 5-2 (4-1) Away: 2-9 (1-4)
Coach: William H. Browne

			NU	Opp.
A	12/20	Marquette	L	22 25
A	12/21	Northwestern	L	22 35
A	12/22	DePaul	L	13 33
A	12/29	North Dakota	L	22 50
A	12/30	North Dakota State	W	32 29
A	1/1	Minnesota	L	16 32
A	1/5	Iowa State (OT)	W	37 31
H	1/9	Kansas	W	24 21
A	1/13	Missouri	L	26 36
A	1/15	Kansas State	L	24 25
H	1/20	Wyoming	L	24 33
H	1/27	Oklahoma	L	36 44
H	2/3	Kansas State	W	38 31
H	2/9	Missouri	W	34 27
A	2/17	Oklahoma	L	23 53
A	2/19	Kansas	L	24 25
H	2/24	Iowa State	W	26 21
H	3/3	Saint Louis	W	29 25

Season Note: Nebraska lost four straight to open the season, then went 7-7 over last 14 games.

1934-35 - Won 6, Lost 12

(3-7 in Big Six, 5th)
Home: 6-4 (3-2) Away: 0-8 (0-5)
Coach: William H. Browne

			NU	Opp.
A	12/15	Wyoming	L	23 26
H	12/20	Iowa	L	24 31
H	12/22	North Dakota	W	34 21
H	12/29	Minnesota	W	26 24
H	1/2	Stanford	L	31 34
A	1/4	Millikin	L	35 36
A	1/5	Saint Louis	L	28 30
H	1/12	Iowa State	W	32 31
A	1/19	Missouri	L	31 32
A	1/21	Kansas State	L	41 47
H	1/26	Denver	W	34 22
H	2/4	Missouri	L	21 23
A	2/9	Oklahoma	L	32 38
A	2/11	Kansas	L	21 32
H	2/15	Kansas	L	24 32
H	2/18	Oklahoma	W	32 24
A	2/23	Iowa State	L	14 22
H	3/2	Kansas State	W	28 21

Season Note: NU won Big Six opener, then dropped six straight in conference play and finished with fourth consecutive losing record.

1935-36 - Won 13, Lost 8

(7-3 in Big Six, 2nd)
Home: 7-1 (4-1) Away: 6-7 (3-2)
Coach: William H. Browne

			NU	Opp.
H	12/17	Brigham Young	W	53 34
A	12/20	Minnesota	W	41 24
A	12/27	Wyoming	W	46 42
A	12/28	Brigham Young	L	39 46
A	12/30	Utah	W	48 47
A	1/3	Santa Clara	L	48 61
A	1/4	Stanford	L	39 42
A	1/7	Denver	L	35 45
H	1/10	Missouri	W	31 26


H	1/13	Wyoming	W	31 22
A	1/18	Oklahoma	W	40 33
A	1/20	Kansas	L	23 45
A	1/25	Iowa State (OT)	L	40 41
H	2/1	Kansas State	W	43 30
H	2/3	South Dakota	W	48 27
A	2/8	Missouri	W	43 33
A	2/10	Kansas State	W	40 32
H	2/15	Iowa State	W	49 20
H	2/24	Oklahoma	W	55 28
H	2/29	Kansas	L	36 43
Olympic Playoff				
KC	3/12	Oklahoma State	L	19 36

Season Notes: George Wahlquist was first-team All-Big Six selection and earned All-America honors...NU finished second to Kansas in Big Six race, three games back of 10-0 Jayhawks...13 wins were most for Huskers since school-record 22 victories in 1919-20.

1936-37 - Won 13, Lost 7

(8-2 in Big Six, tie 1st)
Home: 7-1 (4-1) Away: 6-6 (4-1)
Coach: William H. Browne

			NU	Opp.
A	12/11	South Dakota	L	31 33
H	12/19	Montana	W	53 39
H	12/21	Minnesota	W	29 24
H	12/22	Ohio State	W	32 23
A	12/26	Loyola (Ill.)	L	35 53
A	12/28	Western Reserve	W	41 35
A	12/29	Canisius	L	34 39
A	12/30	St. Thomas (Pa.)	W	42 41
A	1/1	Temple	L	27 43
A	1/2	George Washington	L	22 41
A	1/9	Missouri	W	31 22
H	1/16	Iowa State	W	45 33
H	1/18	Oklahoma	L	31 34
A	1/30	Kansas State	W	41 38
A	2/2	Kansas	L	22 27
A	2/12	Oklahoma	W	33 29



Before starring with the New York Yankees, Bob Cerv lettered for the NU cagers from 1947 to 1950, one of seven athletes in NU history to earn eight or more monograms.

H	2/15	Kansas State	W	40	37
H	2/19	Missouri	W	50	21
H	2/27	Kansas	W	37	32
A	3/3	Iowa State	W	48	31

Season Notes: Nebraska closed season with five-straight wins; earned share of Big Six title for first time since 1915-16...Robert Parsons was first-team All-Big Six pick and earned All-America honors...NU had consecutive double-digit win total for first time since 1923-24 and 1924-25 seasons.

1937-38 - Won 9, Lost 11
 (4-6 in Big Six, tie 3rd)
 Home: 7-3 (3-2) Away: 2-8 (1-4)
 Coach: William H. Browne

	NU	Opp.
A	12/11	Ohio State L 31 42
H	12/17	South Dakota W 44 28
A	12/20	Minnesota L 28 33
A	12/23	Indiana L 42 43
A	12/28	Detroit L 33 34
A	12/30	Bradley L 30 50
A	1/1	Niagara W 43 37
H	1/7	California W 38 32
H	1/10	Colorado W 29 18
H	1/14	Missouri L 18 27
H	1/22	Kansas State W 46 32
A	1/29	Iowa State W 35 32
A	2/2	Kansas L 33 48
A	2/5	Oklahoma L 48 50
H	2/9	Oklahoma W 52 42
A	2/12	Missouri L 30 38
H	2/14	Iowa State W 50 23
H	2/19	Loyola (Ill.) W 39 38
A	2/21	Kansas State L 29 41
H	2/26	Kansas L 47 50

Season Note: Robert Parsons was first-team All-Big Six pick for second straight season.

1938-39 - Won 7, Lost 13
 (3-7 in Big Six, 5th)
 Home: 5-5 (3-2) Away: 2-8 (0-5)
 Coach: William H. Browne

	NU	Opp.
H	12/10	South Dakota W 44 30
H	12/17	Bradley L 24 39
H	12/21	Minnesota L 37 66
H	12/23	Wyoming W 38 30
A	12/26	California W 46 43
A	12/27	California L 30 58
A	12/29	UCLA W 35 30
A	12/30	UCLA L 40 42
A	1/3	Stanford L 47 56

H	1/14	Kansas	W	48	37
A	1/17	Kansas State	L	38	43
A	1/21	Missouri	L	41	54
A	1/28	Oklahoma	L	39	56
H	1/30	Iowa State	W	51	44
H	2/8	Kansas State	W	42	34
A	2/14	Kansas	L	46	49
H	2/18	Missouri	L	36	46
H	2/24	DePaul	L	33	37
A	2/27	Iowa State	L	28	41
H	3/4	Oklahoma	L	45	53

Season Notes: NU ended season with five-straight losses; recorded second consecutive losing season...Oklahoma, a team that swept the Huskers, represented Big Six in first NCAA Tournament.

1939-40 - Won 6, Lost 12
 (2-8 in Big Six, tie 4th)
 Home: 5-6 (2-3) Away: 1-6 (0-5)
 Coach: William H. Browne

	NU	Opp.
H	12/9	South Dakota W 39 15
H	12/15	Indiana L 39 49
H	12/20	Stanford W 48 47
A	12/23	Minnesota L 37 61
H	12/27	Utah L 40 63
A	12/30	Wisconsin W 53 43
H	1/2	Detroit L 46 47
H	1/6	California W 46 32
H	1/8	Iowa State W 44 28
A	1/13	Missouri L 33 46
A	1/19	Kansas State L 25 32
A	1/23	Kansas L 24 40
H	1/27	Oklahoma L 41 56
H	2/3	Missouri L 40 41
A	2/9	Oklahoma L 28 45
H	2/13	Kansas State W 61 28
A	2/17	Iowa State L 33 40
H	2/24	Kansas L 41 48

Season Notes: Nebraska dropped eight of last nine games to spoil Coach W.H. Browne's final season...Huskers dropped 10-point decision to eventual national champion Indiana at Lincoln in second game of season.

1940-41 - Won 8, Lost 10
 (6-4 in Big Six, 3rd)
 Home: 5-4 (3-2) Away: 3-6 (3-2)
 Coach: A.J. Lewandowski

	NU	Opp.
A	12/6	South Dakota L 39 40
H	12/14	Marquette W 35 20

H	12/18	Kentucky	W	40	39
H	12/21	Minnesota	L	36	43
A	12/26	California	L	24	30
A	12/27	Stanford	L	46	57
A	12/30	Oregon State	L	38	61
H	1/4	Wisconsin	L	31	46
H	1/7	Kansas State	W	33	23
H	1/10	Oklahoma	L	29	40
A	1/17	Kansas State	L	32	35
H	1/20	Missouri	W	40	29
A	1/25	Iowa State	W	38	35
H	2/1	Iowa State	W	41	36
A	2/10	Kansas	L	38	44
A	2/15	Missouri	W	38	36
A	2/22	Oklahoma	W	43	42
H	3/1	Kansas	L	53	55

Season Notes: Two-point loss to Kansas in season finale kept Nebraska from .500 record for first time since 1936-37 season...Sid Held and Don Fritz earned first-team All-Big Six honors...first season of five-year tenure for Coach A.J. Lewandowski...for second straight year, NU lost game to eventual national champion (Wisconsin) in non-league play.

1941-42 - Won 6, Lost 13
 (4-6 in Big Six, 4th)
 Home: 4-4 (3-2) Away: 2-9 (1-4)
 Coach: A.J. Lewandowski

	NU	Opp.
H	12/12	South Dakota W 48 28
A	12/15	Indiana L 29 56
A	12/16	Kentucky L 27 42
H	12/20	UCLA L 36 42
H	12/22	Oregon L 42 49
A	12/27	Minnesota L 32 56
A	12/29	Detroit L 29 33
A	12/30	Iowa W 41 34
H	1/6	Kansas State W 44 38
H	1/12	Missouri W 51 45
A	1/17	Kansas L 32 51
H	1/24	Great Lakes L 40 50
A	1/31	Iowa State L 33 39
A	2/2	Kansas State L 35 38
H	2/7	Iowa State W 39 31
A	2/14	Kansas L 30 58
A	2/16	Oklahoma L 29 37
H	2/21	Oklahoma L 41 46
A	2/28	Missouri W 41 40

Season Note: After 2-0 Big Six start, NU lost four straight and seven of last nine games to finish with sub-.500 record for fifth straight season.

1942-43 - Won 6, Lost 10
 (5-5 in Big Six, tie 3rd)
 Home: 4-4 (3-2) Away: 2-6 (2-3)
 Coach: A.J. Lewandowski

	NU	Opp.
A	12/7	South Dakota L 30 40
A	12/12	Illinois L 27 69
H	12/19	Iowa W 52 43
H	12/30	Indiana L 39 40
A	1/5	Kansas State W 41 32
A	1/16	Missouri W 39 36
A	1/18	Iowa State L 38 50
H	1/21	Gardner Naval L 37 52
H	1/30	Oklahoma L 32 56
KC	2/6	Gardner Naval L 37 43
H	2/13	Kansas L 24 56
H	2/17	Kansas State (OT) W 50 47
H	2/20	Missouri W 56 50
A	2/23	Kansas L 33 52
H	2/27	Iowa State W 51 36
A	3/1	Oklahoma L 48 65

Season Note: Five-straight mid-season losses stood between NU and its first winning season since 1936-37.



Coach Harry Good guided NU to a share of the 1949 and 1950 Big Seven titles.

1943-44 - Won 2, Lost 13

(1-9 in Big Six, tie 5th)
Home: 2-5 (1-4) Away: 0-8 (0-5)
Coach: A.J. Lewandowski

	NU	Opp.
A 12/10 Iowa	L	33 50
A 12/11 DePaul	L	15 55
A 12/13 Minnesota	L	21 40
H 12/18 South Dakota	W	41 31
A 1/8 Iowa State	L	24 56
A 1/15 Kansas	L	27 51
A 1/17 Oklahoma	L	35 45
H 1/22 Minnesota	L	32 45
H 2/1 Kansas State	W	54 47
H 2/5 Missouri (OT)	L	32 36
A 2/12 Missouri	L	29 44
A 2/14 Iowa State	L	35 58
H 2/19 Kansas	L	47 56
H 2/26 Oklahoma	L	32 43
A 2/29 Kansas State	L	37 40

Season Notes: Fewest wins in season for Huskers since 1897-98 campaign...Nebraska failed to win road game for first time in eight years.

1944-45 - Won 2, Lost 17

(1-9 in Big Six, 6th)
Home: 2-7 (1-4) Away: 0-10 (0-5)
Coach: A.J. Lewandowski

	NU	Opp.
H 12/16 Iowa	L	45 61
H 12/22 Minnesota	L	54 55
KC 12/23 Kansas State	L	46 49
H 12/27 Pentahlon	W	54 40
A 12/29 Illinois	L	39 71
A 12/30 Indiana	L	42 65
H 1/3 Oklahoma	L	37 44
A 1/8 Iowa State	L	38 50
A 1/12 Kansas	L	33 48
A 1/13 Oklahoma*	L	45 48
A 1/15 NATTC**	L	34 57
A 1/20 Kansas State	L	48 70
H 1/30 Navy Pre-Flight	L	42 62
H 2/3 Missouri	L	41 47
H 2/10 Kansas	W	59 45
A 2/17 Missouri (ZOT)	L	54 55
A 2/19 Iowa State	L	45 47
A 2/20 Navy Pre-Flight***	L	41 55
H 2/24 Kansas State	L	47 55

*at Oklahoma City, Okla.
**at Norman, Okla.
***at Iowa City, Iowa

Season Notes: Final season for Coach A.J. Lewandowski...Huskers lost 10 straight from Dec. 27 through Feb. 3, ended streak with 14-point homecourt win over Kansas, then lost final four games of season.

1945-46 - Won 7, Lost 13

(3-7 in Big Six, tie 4th)
Home: 5-4 (2-3) Away: 2-9 (1-4)
Coach: L.F. Klein

	NU	Opp.
A 12/8 Minnesota	L	30 55
H 12/11 South Dakota	W	52 29
KC 12/14 Missouri	L	54 63
KC 12/15 Kansas State	W	62 47
A 12/17 Iowa	L	35 61
H 12/20 Illinois	L	51 62
H 12/28 Oregon State	W	48 40
A 12/29 Bradley	L	33 53
A 12/31 Marquette	L	36 49
H 1/2 Kansas State	W	44 37
A 1/7 Oklahoma	L	48 70
H 1/11 Kansas	L	45 56
A 1/14 Iowa State	L	39 57
A 1/18 Missouri	W	44 42
H 2/1 South Dakota State	W	52 50
H 2/8 Iowa State	L	45 57
H 2/11 Oklahoma	L	44 51
A 2/15 Kansas	L	30 72
H 2/25 Missouri	W	42 39
A 2/28 Kansas State	L	49 54

Season Note: L.F. Klein replaced A.J. Lewandowski as NU head coach and guided Huskers to 7-13 record in only season on bench.

1946-47 - Won 10, Lost 14

(3-7 in Big Six, tie 5th)
Home: 7-4 (3-2) Away: 3-10 (0-5)
Coach: Harry Good

	NU	Opp.
H 12/4 South Dakota	W	68 37
H 12/7 Ottumwa Navy	W	65 45
H 12/9 Drake	W	48 44
Big Six Holiday Tournament		
KC 12/12 Arkansas	L	46 57
KC 12/13 Iowa State	W	54 51
KC 12/14 Oklahoma	L	52 63
H 12/17 St. Mary's (Calif.)	L	54 58
H 12/23 Minnesota	L	58 66
A 12/28 Illinois	L	37 72
A 12/30 Louisville	L	53 68
A 12/31 Western Kentucky	L	56 74
A 1/4 Kansas State	L	54 63
H 1/6 Oklahoma	W	44 41
H 1/14 Kansas	W	48 46
A 1/18 Missouri	L	41 47
A 1/20 Iowa State	L	44 61
A 1/31 Drake	W	65 44
A 2/1 Ottumwa Navy	W	72 53
H 2/4 South Dakota State	W	53 34
H 2/10 Iowa State	L	54 56
A 2/15 Kansas	L	37 69
A 2/17 Oklahoma	L	49 63
H 2/22 Missouri	L	49 60
H 2/27 Kansas State	W	54 50

Season Notes: NU was 9-10 with five games to go, but lost four of last five games to end 10-14...Harry Good became the NU head coach after several seasons at the University of Indiana...first year of league-sponsored Holiday Tournament at Kansas City, Mo., an event that lasted through 1978-79.

1947-48 - Won 11, Lost 13

(5-7 in Big Seven, 5th)
Home: 6-4 (3-3) Away: 5-9 (2-4)
Coach: Harry Good

	NU	Opp.
H 12/8 Purdue	L	56 60

A 12/13 Minnesota	L	59 63
H 12/16 South Dakota	W	65 38
Big Seven Holiday Tournament		
KC 12/18 Missouri	W	46 44
KC 12/19 Oklahoma	L	46 47
KC 12/20 Kansas (OT)	L	60 64
H 12/23 Colorado State	W	67 47
A 12/27 Stanford*	W	51 47
A 12/29 San Jose State	L	38 39
A 12/30 Nevada-Reno	L	58 63
A 1/2 Northern Colorado	W	58 54
A 1/6 Iowa State	L	44 55
H 1/12 Missouri	L	54 66
A 1/17 Colorado	W	59 55
H 1/31 Kansas State	L	45 64
H 2/3 South Dakota State	W	66 56
A 2/7 Kansas	W	61 57
A 2/9 Oklahoma	L	57 79
A 2/14 Missouri	L	41 47
H 2/21 Iowa State	W	62 57
H 2/25 Colorado	W	58 53
A 2/27 Kansas State	L	49 56
H 3/1 Oklahoma	L	74 81
H 3/6 Kansas	W	70 64

*San Francisco, Calif.

Season Notes: Claude Retherford led team in scoring, tallied school single-season record 244 points...Huskers were 10-11 going into final three games of season and had shot at first winning season since 1935-36, but dropped two of those games for 11th-straight losing season...Colorado joined Big Six and the league changed its name to the Big Seven...NU led Big Seven in scoring at 55.9 points per game for all games.

1948-49 - Won 16, Lost 10

(9-3 in Big Seven, tie 1st)
Home: 9-2 (5-1) Away: 7-8 (4-2)
Coach: Harry Good

	NU	Opp.
H 12/1 NW Missouri State	W	59 39
H 12/6 Minnesota	L	52 61
H 12/11 Northern Iowa	W	63 52
A 12/17 Purdue	L	47 64
A 12/18 Cincinnati	L	46 64
A 12/20 Duquesne	L	49 55
A 12/21 Western Reserve	W	83 80



NU's 1949-50 team tied Kansas and Kansas State for the Big Seven title with an 8-4 record.

INTRODUCTION

OUTLOOK

PLAYERS

COACHES

STAFF

OPPONENTS

REVIEW

RECORDS

HISTORY

Big Seven Holiday Tournament

KC 12/28	Kansas State	L	34	48
KC 12/29	Missouri	L	50	52
KC 12/30	Harvard	W	56	54
H 1/8	Kansas	W	52	34
H 1/11	Washington (Mo.)	W	48	45
H 1/15	Iowa State	W	71	50
H 1/29	South Dakota	W	72	50
H 1/31	Kansas State	W	70	48
H 2/5	Colorado	W	45	43
A 2/12	Kansas	W	49	39
A 2/14	Oklahoma	L	45	47
A 2/19	Iowa State	W	44	41
H 2/21	Missouri	W	47	46
A 2/26	Colorado	W	56	45
A 3/1	Kansas State	L	28	53
H 3/5	Oklahoma	L	49	56
A 3/7	Missouri	W	52	48

Big Seven Playoff

KC 3/14	Oklahoma	W	57	56
---------	----------	---	----	----

NCAA District Tournament

KC 3/16	Oklahoma State (2)	L	35	52
---------	--------------------	---	----	----

Season Notes: Cornhuskers tied Oklahoma for first-place in league, beat Sooners in league playoff for spot in NCAA District Tournament...first NU title on hardwood since 1936-37 season...Claude Retherford led team in scoring for third straight year, finished with then-school single-season record 311 points...Retherford was first-team All-Big Seven pick, led conference in scoring for league games only at 12.4 points per game and was conference MVP...Bus Whitehead also earned first-team all-conference honors...for second-straight year, NU led league in scoring with 52.3 average.

1949-50 - Won 16, Lost 7

(8-4 in Big Seven, tie 1st)
Home: 12-1 (5-1) Away: 4-6 (3-3)
Coach: Harry Good

			NU	Opp
H 12/3	South Dakota State	W	61	32
H 12/7	NW Missouri State	W	58	39
A 12/12	Bradley (1)	L	54	64
H 12/14	Northern Iowa	W	60	54
H 12/17	Baylor	W	69	55
H 12/19	Colorado State	W	63	43
H 12/23	Idaho	W	66	45

Big Seven Holiday Tournament

KC 12/28	Colorado	L	57	67
KC 12/29	Michigan	L	65	67
KC 12/30	Iowa State (OT)	W	85	67
H 1/2	South Dakota	W	47	40
H 1/10	Kansas	W	57	56
H 1/14	Iowa State	W	64	46
A 1/16	Colorado	L	59	72
H 1/30	Kansas State (OT, 12)	W	65	63
H 2/6	Missouri	W	50	41
A 2/11	Kansas	L	36	49
A 2/13	Oklahoma	W	57	55
H 2/18	Colorado	W	59	49
A 2/20	Missouri	W	55	48
A 2/25	Iowa State (OT)	W	56	54
H 3/4	Oklahoma	L	48	64
A 3/11	Kansas State (14)	L	60	63

Season Notes: Nebraska tied Kansas and Kansas State for Big Seven title; second straight year Huskers earned share of conference crown...NU went into final regular-season game with chance to win crown outright, but dropped three-point decision at Kansas State, forced to settle for tie with Jayhawks and Wildcats...Huskers finished seventh in Big Seven Holiday tourney, but opened league play 4-1, then after 13-point loss at Kansas, rebounded to win four straight before losing back-to-back games to end season...Bus Whitehead was first-team All-Big Seven performer, led Cornhuskers in scoring and tallied then-single-season record 360 points...NU made first-ever appearance in AP poll at No. 16 the week of Feb. 28.

1950-51 - Won 9, Lost 14

(4-8 in Big Seven, 5th)
Home: 7-2 (4-2) Away: 2-12 (0-6)
Coach: Harry Good

			NU	Opp
A 12/2	Minnesota	L	41	55
H 12/4	NW Missouri State	W	61	39
A 12/8	Washington	L	49	54
A 12/9	Washington	L	53	71
A 12/11	California*	L	59	62
A 12/12	Santa Clara	W	53	38
H 12/19	Northern Iowa	W	63	55

Big Seven Holiday Tournament

KC 12/28	Missouri (9)	W	54	52
KC 12/29	Kansas State	L	53	72
KC 12/30	Kansas (10)	L	47	63
H 1/3	South Dakota	W	74	49
A 1/6	Kansas (20)	L	41	66
H 1/8	Iowa State	W	51	49
A 1/15	Colorado	L	45	51
A 2/2	Iowa State	L	51	67
H 2/5	Kansas State (4)	L	50	79
H 2/10	Kansas (20)	L	52	61
A 2/12	Oklahoma	L	49	72
H 2/19	Missouri	W	54	52
H 2/24	Colorado	W	58	45
A 2/26	Kansas State (5)	L	48	74
H 3/3	Oklahoma	W	46	44
A 3/7	Missouri	L	57	68

*San Francisco, Calif.
Season Notes: After a 1-1 start in Big Seven play, NU lost five straight, before winning three of last five league games...Bob Pierce averaged team-high 16.7 points, broke NU single-season scoring mark with 384 points...Jim Buchanan was only other player in double digits.

1951-52 - Won 7, Lost 17

(3-9 in Big Seven, 7th)
Home: 7-4 (3-3) Away: 0-13 (0-6)
Coach: Harry Good

			NU	Opp
H 12/1	Northern Iowa	W	60	44
H 12/8	Minnesota	L	55	63
H 12/11	NW Missouri State	W	59	43
H 12/15	Fresno State	W	72	48
A 12/19	Southern Methodist	L	55	61
A 12/20	Texas Christian (OT)	L	57	58
A 12/21	Tampa	L	76	81
A 12/22	Miami	L	60	70

Big Seven Holiday Tournament

KC 12/27	Kansas State (8)	L	67	87
KC 12/28	Colorado	L	63	68
KC 12/29	Iowa State	L	66	75
H 1/5	Colorado	W	63	61
A 1/12	Kansas State (7)	L	36	71
H 1/14	Kansas (1)	L	66	69
H 1/26	South Dakota	W	82	59
A 1/28	Iowa State	L	72	78
H 2/2	Missouri	L	55	60
H 2/9	Oklahoma	W	67	66
A 2/11	Colorado	L	65	67
A 2/16	Kansas (9)	L	52	90
A 2/18	Oklahoma	L	59	65
H 2/25	Iowa State	W	75	53
H 3/1	Kansas State (3)	L	60	75
A 3/3	Missouri	L	53	68

Season Notes: Huskers posted second straight losing record and finished last in league for first time since 1944-45 campaign...guard Jim Buchanan earned All-America honors and was first-team All-Big Seven pick...Buchanan led Huskers in scoring with 16.7 average.

1952-53 - Won 9, Lost 11

(4-8 in Big Seven, 6th)
Home: 5-4 (2-4) Away: 4-7 (2-4)
Coach: Harry Good

			NU	Opp
H 12/6	South Dakota	W	65	53

A 12/13	Minnesota	L	62	71
H 12/17	Springfield	W	82	73
A 12/20	Bradley	W	73	65

Big Seven Holiday Tournament

KC 12/27	Kansas	L	66	73
KC 12/29	Iowa State	W	83	79
KC 12/30	Colorado	L	53	67
H 1/3	Harvard	W	92	53
A 1/5	Colorado	W	80	65
H 1/12	Kansas	L	59	65
H 1/17	Iowa State	L	60	78
H 1/19	Missouri	W	73	62
H 2/7	Kansas State (5)	W	80	67
H 2/9	Colorado	L	78	86
A 2/14	Kansas (14)	L	58	77
A 2/16	Oklahoma	W	59	53
A 2/21	Missouri	L	59	66
H 2/28	Oklahoma	L	70	78
A 3/2	Iowa State	L	66	93
A 3/10	Kansas State (8)	L	80	108

Season Notes: Huskers were 8-5 at one point, but lost six of final seven games to post third straight losing season...Bill Johnson led team in both scoring (13.9) and rebounding (9.4).

1953-54 - Won 8, Lost 13

(5-7 in Big Seven, tie 4th)
Home: 6-3 (4-2) Away: 2-10 (1-5)
Coach: Harry Good

			NU	Opp
A 12/5	Minnesota	L	64	75
H 12/12	Iowa	W	81	70
H 12/15	South Dakota	W	70	53
A 12/19	Oregon State (11)	L	55	83
A 12/21	Oregon	L	68	84
A 12/22	Oregon	L	72	74

Big Seven Holiday Tournament

KC 12/26	Kansas State	W	78	74
KC 12/29	Oklahoma	L	70	86
KC 12/30	Missouri	L	57	72
A 1/4	Iowa State	W	74	60
H 1/9	Oklahoma	W	76	72
H 1/11	Kansas State	W	88	75
H 1/18	Missouri	W	80	72
A 2/6	Kansas State	L	70	91
H 2/8	Colorado	L	67	75
A 2/13	Kansas (20)	L	68	79
A 2/15	Oklahoma	L	68	76
A 2/20	Colorado	L	58	83
H 2/22	Kansas (17)	L	62	67
H 2/27	Iowa State	W	78	65
A 3/1	Missouri	L	67	82

Season Notes: Huskers got off to 3-6 start, opened Big Seven play with four-straight wins, but lost six straight and seven of their final eight games to finish 8-13...Bill Johnson led team in both scoring (18.2) and rebounding (11.2) for second straight season...Johnson's scoring average stood as NU record for 13 seasons...Johnson grabbed NU single-game record 26 rebounds in Jan. 4 game at Iowa State.

1954-55 - Won 9, Lost 12

(6-6 in Big Seven, tie 3rd)
Home: 7-1 (5-1) Away: 2-11 (1-5)
Coach: Jerry Bush

			NU	Opp
A 12/6	Iowa (4)	L	61	84
H 12/11	South Dakota	W	87	51
A 12/18	Bradley	W	93	68
A 12/20	Alabama (19)	L	76	88
A 12/22	Memphis State	L	79	86

Big Seven Holiday Tournament

KC 12/27	Missouri (7)	L	58	75
KC 12/29	Colorado	L	47	89
KC 12/30	Kansas (16)	L	66	69
H 1/4	Iowa State	W	76	63
A 1/8	Missouri (9)	L	59	67
H 1/11	Kansas State	W	69	59
H 1/15	Kansas	W	66	62



Herschell Turner (left) earned All-Big Eight honors for Coach Jerry Bush.

H	1/21	NW Missouri State	W	74	54
A	2/5	Kansas State	L	62	79
H	2/7	Colorado	W	84	77
H	2/12	Oklahoma	W	75	67
H	2/14	Missouri (14)	L	73	76
A	2/19	Kansas	W	68	55
A	2/21	Oklahoma	L	76	78
A	2/26	Iowa State	L	75	82
A	3/5	Colorado	L	66	77

Season Notes: Under the direction of first-year mentor Jerry Bush, the Huskers finished 9-12...Bush, who replaced Harry Good as NU's coach, came to Lincoln after posting a 129-59 record in seven years at Toledo...Huskers were 9-9 after 18 games, but lost last three games to record school's fifth-straight losing season...Willard Fagler led team in scoring with 13.6 average, while Rex Ekwall averaged team-high 11.5 rebounds per game.

1955-56 - Won 7, Lost 16

(3-9 in Big Seven, 6th)
Home: 5-5 (2-4) Away: 2-11 (1-5)
Coach: Jerry Bush

A	12/3	Iowa	L	51	60
H	12/9	Texas Tech (OT)	W	69	63
A	12/10	Michigan	L	71	77
A	12/12	Wichita State	L	46	71
H	12/16	UCLA	W	71	65
A	12/19	Wisconsin	L	52	71
H	12/21	Vanderbilt (8)	L	48	66
Big Seven Holiday Tournament					
KC	12/28	Missouri	L	66	71
KC	12/29	Cornell (N.Y.)	W	70	69
KC	12/30	Kansas State	L	51	79
A	1/7	Colorado	L	63	78
H	1/16	Missouri	W	83	77

H	1/21	Colorado	L	50	77
H	2/4	Emporia State	W	72	59
H	2/6	Kansas State	L	52	66
A	2/11	Kansas	L	56	80
A	2/13	Oklahoma (OT)	W	68	61
H	2/18	Iowa State (OT)	L	69	71
A	2/20	Kansas State	L	50	73
H	2/25	Kansas	L	56	60
H	3/3	Oklahoma (OT)	W	64	63
A	3/5	Missouri	L	80	88
A	3/9	Iowa State	L	74	94

Season Notes: Biggest win of season was 71-65 homecourt decision over eventual Pac-8 Conference champion UCLA, the only time an NU team beat a John Wooden-coached Bruin squad...three of NU's seven wins were in overtime...Rex Ekwall led NU in both scoring (14.9) and rebounding (10.7).

1956-57 - Won 11, Lost 12

(5-7 in Big Seven, tie 4th)
Home: 7-2 (4-2) Away: 4-10 (1-5)
Coach: Jerry Bush

A	11/30	UCLA	L	56	69
A	12/1	UCLA	L	60	78
H	12/3	Iowa	W	67	43
H	12/8	Michigan	W	73	60
H	12/10	Wisconsin	W	53	51
H	12/17	Purdue	W	65	62
A	12/20	Texas Tech	W	67	66
A	12/22	Vanderbilt	L	54	78
Big Seven Holiday Tournament					
KC	12/27	Michigan State	L	65	79
KC	12/28	Missouri	W	70	65
KC	12/29	Iowa State (14)	L	69	89
H	1/7	Colorado	W	74	52
A	1/12	Colorado	L	56	60

A	1/19	Missouri	W	84	65
A	2/4	Kansas State	L	53	89
H	2/9	Kansas (2)	L	54	69
A	2/11	Missouri	W	53	49
A	2/16	Iowa State (9)	L	47	59
H	2/18	Kansas State (17)	L	56	81
A	2/23	Kansas (2)	L	60	87
A	2/25	Oklahoma	L	53	55
H	3/6	Oklahoma	W	64	55
H	3/9	Iowa State (17)	W	67	58

Season Notes: After 0-2 start, Huskers won five-straight games, with four of those victories against Big Ten institutions...NU was 8-6 after Jan. 19 win over Missouri, but dropped five of its next seven games to ensure seventh straight losing season...Rex Ekwall led team in both scoring (13.3) and rebounding (9.3).

1957-58 - Won 10, Lost 13

(5-7 in Big Seven, tie 4th)
Home: 9-2 (5-1) Away: 1-11 (0-6)
Coach: Jerry Bush

H	12/2	South Dakota State	W	64	52
H	12/5	Wyoming	W	77	66
A	12/7	Michigan	L	57	81
A	12/9	Notre Dame (15)	L	56	69
H	12/14	Purdue	L	61	70
H	12/16	Denver	W	68	63
H	12/19	Ohio	W	61	53
A	12/21	Marquette	L	64	79
Big Seven Holiday Tournament					
KC	12/27	Princeton	W	74	64
KC	12/28	Kansas State (3)	L	57	88
KC	12/30	Iowa State (20)	L	51	61
A	1/6	Missouri	L	54	55
A	1/11	Kansas State (4)	L	59	74
H	1/13	Oklahoma (14)	W	57	54
H	1/18	Iowa State	L	52	57
A	2/1	Iowa State	L	63	78
A	2/8	Kansas (2)	L	46	102
A	2/10	Oklahoma (20)	L	39	66
H	2/12	Missouri (OT)	W	67	62
H	2/17	Colorado	W	50	41
H	2/22	Kansas (4)	W	43	41
H	3/3	Kansas State (1)	W	55	48
A	3/8	Colorado	L	52	54

Season Notes: After splitting its first eight games, NU lost eight of its next nine games before winning four of final five games...two of the school's most-memorable wins came late in season...Kansas handed NU its worst loss ever, 102-46, at Lawrence, but Huskers avenged loss by knocking off fourth-ranked Jayhawks in Lincoln, 43-41...NU guard Jimmy Kubacki hit a 15-foot jumper with two seconds left to give the Huskers the win over the Wilt Chamberlain-led Jayhawks...nine days later, the Huskers shocked No. 4 Kansas State and Omaha native Bob Boozer...K-State went into March 3 game ranked fourth in AP poll, but was No. 1 when the new poll was released on March 4...Wilson Fitzpatrick and Gary Reimers both averaged a team-best 11.5 points per game, while Herschell Turner led team in rebounding with an 8.2 average.

1958-59 - Won 12, Lost 13

(5-9 in Big Eight, tie 5th)
Home: 9-3 (4-3) Away: 3-10 (1-6)
Coach: Jerry Bush

H	12/1	NW Missouri State	W	85	44
H	12/6	Montana State	W	75	43
H	12/8	Marquette (17)	W	62	60
A	12/13	Minnesota	L	57	78
H	12/15	Texas Tech	W	54	46
A	12/18	Bradley (11)	L	48	85
A	12/20	Michigan State (11)	L	55	80
Big Eight Holiday Tournament					
KC	12/27	Oklahoma State	W	55	48
KC	12/29	Colorado	L	50	54

INTRODUCTION

OUTLOOK

PLAYERS

COACHES

STAFF

OPPONENTS

REVIEW

RECORDS

HISTORY

KC 12/30	Oklahoma	W	60	43
A 1/5	Colorado	L	50	57
H 1/10	Oklahoma State	W	47	44
H 1/12	Missouri	W	81	69
H 1/17	Iowa State	W	52	49
H 1/31	Detroit	W	91	77
H 2/2	Kansas State (3)	L	43	50
A 2/7	Oklahoma State	L	39	54
A 2/9	Oklahoma	L	48	54
H 2/14	Kansas	L	55	63
A 2/21	Kansas	L	50	66
H 2/23	Colorado	W	62	61
A 2/28	Iowa State	L	56	59
A 3/2	Missouri	W	81	79
H 3/5	Oklahoma	L	54	65
A 3/9	Kansas State (2)	L	54	76

Season Notes: NU finished with best record in nine-year tenure of Coach Jerry Bush...NU was 12-11 heading into final two games, and needed one win to secure first winning season since 1949-50, but it dropped both games to finish 12-13...Herschell Turner led team in scoring (17.1) and rebounding (9.8)...Turner was first-team All-Big Eight pick by United Press International...Turner's scoring average was best for NU player since Bill Johnson's 18.2 mark in 1953-54...Oklahoma State's addition to the league made the Big Seven the Big Eight.

1959-60 - Won 7, Lost 17

(4-10 in Big Eight, tie 7th)
Home: 6-5 (4-3) Away: 1-12 (0-7)
Coach: Jerry Bush

			NU	Opp.
H 12/5	Air Force	W	68	54
H 12/7	Minnesota	W	76	66
H 12/14	Notre Dame	L	62	70
H 12/17	Michigan State (2OT)	L	80	82
A 12/19	Oregon State	L	60	63
N* 12/21	Oregon State	L	65	67
A 12/23	Montana State	L	58	64
Big Eight Holiday Tournament				
KC 12/26	Colorado	L	55	64
KC 12/29	Kansas State	L	63	71
KC 12/30	Missouri	W	78	67
A 1/4	Iowa State	L	53	57
H 1/9	Kansas	L	47	60
A 1/11	Missouri	L	61	69
A 1/16	Colorado (OT)	L	57	62
H 1/30	Colorado	L	54	58
H 2/1	Missouri	W	64	59
A 2/6	Oklahoma State	L	47	52
A 2/8	Oklahoma	L	54	63
H 2/13	Iowa State	W	69	49
H 2/20	Kansas State	W	70	60
H 2/22	Oklahoma	L	49	50
H 2/27	Oklahoma State	W	54	47
A 3/5	Kansas State	L	74	83
A 3/7	Kansas	L	74	79

*Portland, Ore.

Season Notes: After a 2-0 start, NU lost seven straight and 12 of its next 13 games and went on to finish 7-17...Herschell Turner was a first-team All-Big Eight performer after leading team in scoring (15.9) and rebounding (8.0) for second straight season...Turner became first 1,000-point scorer in school history with 1,056 points.

1960-61 - Won 10, Lost 14

(4-10 in Big Eight, 6th)
Home: 7-5 (3-4) Away: 3-9 (1-6)
Coach: Jerry Bush

			NU	Opp.
H 12/1	Northern Iowa	W	78	68
H 12/3	Wichita State	L	63	65
H 12/7	Utah State	W	65	60
H 12/13	Denver	W	77	52
A 12/17	Detroit (3)	L	62	71
A 12/19	Cincinnati	L	60	75
H 12/21	Arizona	W	79	55

Big Eight Holiday Tournament

KC 12/28	Kansas	L	53	78
KC 12/29	Missouri	W	90	72
KC 12/30	Oklahoma State	W	70	61
H 1/7	Missouri	W	62	48
H 1/9	Colorado (OT)	W	65	61
A 1/14	Colorado*	L	51	66
H 1/21	Iowa State	L	58	66
A 2/4	Oklahoma State	L	47	55
A 2/6	Oklahoma	L	58	69
H 2/11	Kansas	L	33	38
A 2/13	Iowa State	L	62	68
H 2/18	Oklahoma State	L	61	65
H 2/20	Oklahoma	W	83	61
A 2/25	Kansas	W	69	68
H 2/27	Kansas State (8)	L	67	77
A 3/4	Kansas State (7)	L	56	75
A 3/6	Missouri	L	76	97

*CU won game, but later forfeited

Season Notes: After back-to-back wins over Oklahoma and Kansas in late February, Huskers stood 10-11 and needed two wins in final three games to secure first winning season since 1949-50, but NU lost all three games to finish 10-14...Tom Russell led NU in both scoring (12.5) and rebounding (9.7).

1961-62 - Won 9, Lost 16

(5-9 in Big Eight, tie 5th)
Home: 5-5 (2-5) Away: 4-11 (3-4)
Coach: Jerry Bush

			NU	Opp.
A 12/4	Wichita State	L	49	79
H 12/7	Southern Methodist	W	63	60
A 12/9	Air Force	L	49	58
H 12/11	Notre Dame	W	65	61
H 12/16	Ohio	W	81	64
A 12/20	Wyoming	L	70	71
A 12/22	California	L	49	50
A 12/23	Stanford	L	59	72
Big Eight Holiday Tournament				
KC 12/27	Kansas State (5)	L	48	60
KC 12/29	Oklahoma State	W	52	51
KC 12/30	Kansas	L	68	69
A 1/6	Kansas	W	69	67
H 1/10	Oklahoma	W	57	56
H 1/13	Colorado	L	56	58
A 1/20	Iowa State	L	72	84
A 2/3	Kansas State (4)	L	53	72
H 2/5	Oklahoma State	W	57	56
A 2/10	Colorado	L	63	74
H 2/12	Iowa State	L	66	79
A 2/17	Missouri	W	65	63
H 2/21	Kansas	L	70	73
H 2/24	Missouri	L	63	81
A 3/3	Oklahoma State	L	64	65
A 3/5	Oklahoma (OT)	W	71	69
H 3/7	Kansas State (3)	L	60	84

Season Notes: Six losses by three or fewer points gave Huskers 9-16 record rather than 15-10 mark...for second straight season, Tom Russell led NU in both scoring (16.5) and rebounding (8.0)...Russell also ranked seventh nationally in field goal percentage at .560...Russell scored then-school-record 38 points in Huskers' 73-70 homecourt loss to Kansas.

1962-63 - Won 6, Lost 19

(1-13 in Big Eight, 8th)
Home: 4-9 (1-6) Away: 2-10 (0-7)
Coach: Jerry Bush

			NU	Opp.
A 12/1	Texas Tech	W	68	66
A 12/3	Houston	L	61	68
H 12/8	Air Force	W	43	39
H 12/10	Northern Iowa	W	78	59
H 12/15	Denver	L	54	63
H 12/17	Miami (Ohio)	W	72	69
H 12/21	Southern California	L	49	58
H 12/22	Southern California	L	53	55

Big Eight Holiday Tournament

KC 12/26	Iowa State	L	68	82
KC 12/28	Colorado	L	47	59
KC 12/29	Oklahoma	W	93	86
H 1/7	Colorado	L	47	75
A 1/12	Kansas State	L	53	66
A 1/19	Kansas	L	53	72
H 2/2	Kansas State	L	60	72
A 2/4	Iowa State	L	69	83
H 2/9	Missouri	L	61	69
H 2/11	Iowa State	L	54	75
A 2/16	Oklahoma State	L	41	51
A 2/18	Oklahoma	L	77	84
H 2/23	Kansas	L	39	45
H 2/25	Oklahoma State	W	49	48
H 3/2	Oklahoma	L	75	77
A 3/4	Colorado	L	51	80
A 3/6	Missouri	L	72	84

Season Notes: After a 4-2 start, NU lost 14 of next 15 games, including 10 straight to open Big Eight Conference play...Huskers avert winless conference record and snap 10-game losing streak with 49-48 win over Oklahoma State late in February...season was last for Coach Jerry Bush, who resigned following the season after nine years at the helm...the 19 losses were most ever in one year for a Husker team...Daryl Petsch led team in scoring with 14.8 average, while Charlie Jones was club's top rebounder (8.2).

1963-64 - Won 7, Lost 18

(5-9 in Big Eight, tie 6th)
Home: 6-5 (4-3) Away: 1-13 (1-6)
Coach: Joe Cipriano

			NU	Opp.
H 12/2	Wyoming	W	79	72
A 12/6	Michigan (8)	L	55	80
A 12/7	Purdue	L	75	81
H 12/9	Texas Tech	L	60	76
H 12/14	Houston	L	58	64
A 12/20	Southern California	L	73	79
A 12/21	Southern California	L	64	79
Big Eight Holiday Tournament				
KC 12/26	Kansas State	L	78	100
KC 12/28	Oklahoma	L	66	75
KC 12/30	Colorado	L	58	80
A 1/6	Iowa State	W	55	52
H 1/11	Missouri (OT)	W	74	69
A 1/14	Kansas	L	48	74
H 1/18	Oklahoma City	W	74	65



Grant Simmons was NU's first academic All-Big Eight player.

A	2/1	Missouri	L	60	78
H	2/3	Kansas State (OT)	L	66	73
H	2/8	Oklahoma (ZOT)	W	76	69
H	2/10	Oklahoma State	W	54	53
H	2/15	Colorado	L	52	60
A	2/17	Kansas State	L	48	50
H	2/22	Iowa State	W	57	55
H	2/24	Kansas	L	55	64
A	2/29	Oklahoma State	L	45	81
A	3/2	Oklahoma	L	76	82
A	3/9	Colorado	L	73	89

Season Notes: After guiding Idaho to a 22-5 record in 1962-63, Joe Cipriano was tabbed as the Huskers' 22nd basketball coach, replacing Jerry Bush, who resigned after the 1962-63 season...NU scored 79-72 win over Wyoming in Cipriano's debut, then lost nine straight before opening Big Eight play with a 55-52 win at Iowa State...Charlie Jones led NU in scoring (12.9) and rebounding (6.8).

1964-65 - Won 10, Lost 15

(5-9 in Big Eight, tie 6th)
Home: 8-4 (3-4) Away: 2-11 (2-5)
Coach: Joe Cipriano

A	12/3	Wyoming	L	68	94
H	12/5	Purdue	W	96	85
H	12/7	South Dakota	W	74	63
H	12/12	Michigan (1)	W	74	73
A	12/18	Texas	L	73	77
A	12/20	Texas Tech	L	78	82
H	12/21	California	W	87	80
H	12/22	California	W	63	59

Big Eight Holiday Tournament

KC	12/28	Colorado	L	52	70
KC	12/29	Oklahoma State	L	61	74
KC	12/30	Iowa State	L	62	69
H	1/4	Kansas	L	56	66
A	1/9	Oklahoma State	L	54	93
A	1/11	Oklahoma	L	82	89
H	1/18	Iowa State	W	88	77
H	1/23	Oklahoma State	L	53	55
A	2/6	Colorado	L	52	62
A	2/9	Kansas State	W	62	57
H	2/13	Colorado	W	66	59
A	2/15	Missouri	L	74	92
A	2/20	Iowa State	W	69	65
A	2/23	Kansas	L	62	71
H	2/27	Oklahoma	W	67	63
A	3/2	Missouri	L	66	84
H	3/8	Kansas State	L	67	79

Season Notes: Fred Hare's buzzer-beater gave Huskers 74-73 homecourt upset win over top-ranked Michigan...Hare led NU in both scoring (15.2 ppg) and rebounding (7.4 rpg)...NU started 5-3, then dropped six straight and nine of its next 10 to assure 15th straight losing season.

1965-66 - Won 20, Lost 5

(12-2 in Big Eight, 2nd)
Home: 11-0 (7-0) Away: 9-5 (5-2)
Coach: Joe Cipriano

A	12/1	Wisconsin	W	101	88
H	12/7	Oregon State	W	75	63
A	12/10	California	L	71	87
A	12/11	California	W	70	68
H	12/14	Texas	W	75	64
H	12/18	South Dakota	W	77	60
H	12/20	Stanford	W	71	67

Big Eight Holiday Tournament

KC	12/27	Missouri (OT)	W	69	67
KC	12/29	Oklahoma	W	92	79
KC	12/30	Kansas	L	61	71
A	1/4	Iowa State	W	76	74
H	1/8	Missouri	W	82	60
A	1/15	Kansas State	W	82	71
H	1/18	Kansas (6)	W	83	75
H	1/22	Oklahoma	W	86	78

A	2/5	Oklahoma State (OT)	W	45	41
A	2/7	Oklahoma	W	85	81
A	2/8	9/Oklahoma City (OT)	L	81	85
H	2/12	9/Iowa State	W	81	70
A	2/19	9/Missouri	W	71	53
H	2/21	9/Colorado	W	70	63
A	2/26	8/Kansas (6)	L	73	110
H	3/1	9/Kansas State	W	79	69
A	3/5	Colorado	L	88	95
H	3/7	Oklahoma State	W	85	64

Season Notes: The frustration of 15 straight losing seasons was wiped out in the Big Red's 20-5 campaign that ended one win short of a share of the school's first league title in some 15 years...NU headed into the final week of conference play tied with Kansas for the league's top spot, but a loss at Colorado ended the Huskers' title hopes...Huskers posted only second 20-win season in school history, first in 45 seasons...NU moved into the wire service polls for the first time ever, was rated as high as eighth and finished 11th in the final United Press International listing...Grant Simmons was first-team All-Big Eight pick and landed a spot on the USBWA District V all-star team...Stuart Lantz finished second in Big Eight sophomore-of-the-year voting to KU standout Jo Jo White...NU topped century mark for first time ever in 101-88 victory at Wisconsin to open season; later made first appearance in Big Eight Holiday Tournament championship game.

1966-67 - Won 16, Lost 9

(10-4 in Big Eight, tie 2nd)
Home: 10-1 (6-1) Away: 6-8 (4-3)
Coach: Joe Cipriano

H	12/2	Oregon	W	79	56
A	12/7	Wyoming	L	98	102
H	12/10	Pacific	W	90	78
H	12/12	Washington State	W	100	75
H	12/13	Washington State	W	80	78
Vanderbilt Invitational*					
N	12/16	La Salle*	L	76	99
N	12/17	Portland*	W	71	69

Big Eight Holiday Tournament

KC	12/27	Kansas State	L	81	98
KC	12/29	Oklahoma State	W	73	64
KC	12/30	Colorado	L	66	73
A	1/7	Oklahoma State	W	67	57
A	1/9	Oklahoma	L	87	99
H	1/14	Colorado	W	84	80
H	1/26	Oklahoma	W	97	78
H	1/28	Missouri	W	99	82
A	2/4	Kansas State	W	67	59
A	2/7	Kansas (7)	L	58	84
H	2/11	Iowa State	W	94	82
A	2/18	Iowa State	W	76	65
H	2/25	Kansas State	W	79	71
A	2/28	Missouri	W	80	73
H	3/4	Kansas (4)	L	57	64
H	3/6	Oklahoma State	W	88	71
A	3/11	Colorado	L	57	64

National Invitation Tournament

N^	3/13	Marshall	L	88	119
----	------	----------	---	----	-----

*Nashville, Tenn.
^New York City, N.Y.

Season Notes: Nebraska, the Big Eight preseason title favorite, finished second in the league race, three games back of first-place Kansas...Huskers landed first National Invitation Tournament bid ever, but dropped a 119-88 decision to Marshall in the first round at Madison Square Garden...NU posted back-to-back winning seasons for first time since 1948-49 and 1949-50 campaigns...Stuart Lantz earned first-team All-Big Eight recognition and landed a spot on the USBWA District V all-star squad...Tom Baack and Nate Branch were second-team all-league picks...school-record 20-game homecourt win string snapped by Kansas in late February...after season, Coach Cipriano took Huskers on 13-game Latin America tour.

1967-68 - Won 15, Lost 10

(8-6 in Big Eight, tie 3rd)
Home: 9-1 (6-1) Away: 6-9 (2-5)
Coach: Joe Cipriano

H	12/4	Cal State Fullerton	W	111	74
H	12/5	South Dakota	W	94	61
A	12/8	Washington State	L	70	93
A	12/9	Washington State	W	91	76
A	12/11	Hawaii	L	74	82
A	12/13	Hawaii	L	72	86
A	12/20	Michigan State	L	70	74
H	12/23	Wyoming	W	82	74

Big Eight Holiday Tournament

KC	12/28	Oklahoma	W	75	65
KC	12/29	Oklahoma State	W	48	46
KC	12/30	Kansas State	W	66	62
A	1/5	Iowa State	L	70	85
A	1/9	Kansas State	L	62	78
H	1/13	Missouri	W	75	66
H	1/27	Oklahoma	W	110	90
H	2/1	Colorado	W	87	73
A	2/3	Oklahoma State	W	63	62
A	2/5	Oklahoma	W	89	83
H	2/10	Kansas State	W	92	68
A	2/17	Kansas	L	60	71
H	2/19	Oklahoma State	W	82	73
A	2/24	Colorado	L	73	75
H	2/27	Kansas	W	76	69
H	3/1	Iowa State (OT)	L	92	93
A	3/7	Missouri	L	70	91

Season Notes: For the first time ever, NU had two 1,000-point career scorers on the floor at the same time, as Tom Baack and Stuart Lantz reached that plateau during the 1967-68 campaign...Baack finished three-year career with a then-school-record 1,293 points and would later become Husker assistant coach...Lantz logged 1,266 points over his three-year career and was a first-team All-Big Eight pick and a District V all-star as a senior...Lantz was a third-round draft pick of



Marvin Stewart scored 1,138 points in only 66 games for the Huskers.

the National Basketball Association's San Diego Rockets and would go on to play eight seasons of pro hoops...Baack was a 10th-round pick of the Detroit Pistons...NU won its first Big Eight Holiday title, scoring wins over Oklahoma, Oklahoma State and Kansas State...Huskers' post third straight .500 or better record, a feat the school hadn't accomplished since a three-year string from 1929 through 1931.

1968-69 - Won 12, Lost 14

(5-9 in Big Eight, tie 6th)
Home: 8-3 (4-3) Away: 4-11 (1-6)
Coach: Joe Cipriano

			NU Opp.
H 11/30	Wisconsin	W	68 55
A 12/6	Oregon State	L	67 79
A 12/7	Oregon	W	85 77
H 12/10	Wichita State (3OT)	W	94 92
H 12/14	Augustana (S.D.)	W	73 56
H 12/16	Michigan State	W	73 59
Sun Devil Classic*			
A 12/20	Arizona State*	L	76 83
N 12/21	California* (15)	L	73 86
A 12/23	Arizona	L	63 68
Big Eight Holiday Tournament			
KC 12/26	Kansas (8)	L	56 82
KC 12/28	Oklahoma	W	70 47
KC 12/30	Missouri	W	76 70
H 1/4	Kansas (5)	L	52 56
A 1/7	Kansas State	L	72 95
A 1/25	Iowa State (OT)	L	93 99
H 1/27	Oklahoma State	L	52 76
H 2/1	Missouri	W	87 71
H 2/3	Oklahoma	W	90 83
A 2/8	Colorado (20)	L	81 83
A 2/11	Missouri	L	60 79
H 2/15	Iowa State (OT)	L	74 75
A 2/22	Kansas (16)	L	73 79
H 2/24	Colorado (18)	W	79 65
H 3/1	Kansas State	W	88 71
A 3/6	Oklahoma State	L	63 72
A 3/8	Oklahoma	W	70 64

*Tempe, Ariz.

Season Notes: Leroy Chalk led Big Eight in field goal percentage with a .538 mark and grabbed a then-school-record 257 rebounds...another sophomore, Marvin Stewart, led NU in scoring with a 14.6 average...Huskers started Big Eight play 0-4, then went 5-5 in final 10 league games.

1969-70 - Won 16, Lost 9

(7-7 in Big Eight, tie 3rd)
Home: 10-1 (6-1) Away: 6-8 (1-6)
Coach: Joe Cipriano

			NU Opp.
H 12/1	California-Irvine	W	76 73
A 12/4	Augustana (S.D.)	W	75 56
A 12/6	Wichita State (OT)	W	81 79
H 12/9	Duquesne (7)	W	82 77
A 12/12	Houston*	L	82 112
N 12/13	Texas A&M*	W	78 69
H 12/15	Northern Michigan	W	92 68
H 12/20	Arizona	W	79 69
Big Eight Holiday Tournament			
KC 12/27	Colorado	L	60 72
KC 12/29	Iowa State	W	74 66
KC 12/30	Kansas (16)	W	78 73
A 1/6	Iowa State	L	70 72
H 1/13	Kansas State	L	64 71
H 1/17	Colorado	W	60 58
A 1/31	Oklahoma	W	70 60
A 2/2	Oklahoma State	L	58 81
H 2/7	Kansas	W	84 73
A 2/10	Colorado	L	59 76
H 2/14	Missouri	W	60 48
A 2/17	Kansas	L	87 100
A 2/21	Kansas State (18)	L	62 69
H 2/23	Oklahoma	W	79 66
A 2/28	Missouri	L	63 80
H 3/2	Oklahoma State	W	61 55

H 3/7 Iowa State W 87 81
*Houston, Texas

Season Notes: Huskers won nine of first 11 games, and went 7-7 in Big Eight to finish 16-9 overall...Tom Scantlebury led team in scoring with a 14.5 average, but junior Marvin Stewart, the Huskers' top point producer in 1968-69, averaged 14.3 points through 14 games, then missed last 11 games because of academic problems...Leroy Chalk led team in rebounding for second straight season with a 9.4 average.

1970-71 - Won 18, Lost 8

(8-6 in Big Eight, 4th)
Home: 10-2 (5-2) Away: 8-6 (3-4)
Coach: Joe Cipriano

			NU Opp.
A 12/1	Wyoming	W	68 63
H 12/5	Iowa	W	73 71
H 12/7	Northern Iowa	W	95 71
A 12/11	Texas Christian	W	69 64
A 12/12	Southern Methodist	L	75 80
H 12/14	Nevada-Reno	W	116 71
Husker Classic*			
H 12/18	Miami*	W	85 58
H 12/19	Colorado State*	W	69 65
A 12/23	Wichita State	W	72 71
Big Eight Holiday Tournament			
KC 12/28	Oklahoma State	W	71 58
KC 12/29	Colorado	W	77 67
KC 12/30	Kansas (12)	L	52 72
A 1/9	Kansas State	L	69 70
H 1/16	Iowa State	W	84 62
H 1/30	Oklahoma State	W	80 59
A 2/1	Oklahoma	L	67 79
H 2/6	Kansas (5)	L	67 81
A 2/9	Iowa State (OT)	W	69 67
H 2/13	Missouri	W	81 72
A 2/16	Colorado	W	65 63
A 2/20	Oklahoma State	W	57 55
H 2/22	Oklahoma	L	56 65



Joe Cipriano ranked as the school's all-time winningest coach until the 1999-2000 season with 253 victories in 17 seasons.

H 2/27 Missouri L 65 77
H 3/2 Kansas State W 87 71
H 3/6 Colorado W 85 71
A 3/13 Kansas (5) L 54 59

Season Notes: Marvin Stewart became first NU player to average 20 points in a season, finishing with school-record 21.4 point-per-game average...Stewart led Big Eight in free-throw percentage at .824, became third NU player to top 1,000-point plateau for career, finished with 1,138 points...Stewart was first-team All-Big Eight pick and was named to all-tourney team at Big Eight Holiday Tournament...Chuck Jura hit then-school-record and Big Eight-best .592 from field...NU won own Husker Classic and later advanced to title game of Big Eight Holiday Tournament for third time ever (lost to KU in title game, 72-52)...Cipriano became first 100-game winner in school history with Huskers' 69-64 win at Texas Christian...Moe Iba joined Cip's staff as freshman coach...KU won Big Eight title with 14-0 record, first unbeaten champ since Kansas State in 1958-59.

1971-72 - Won 14, Lost 12

(7-7 in Big Eight, 4th)
Home: 11-3 (6-1) Away: 3-9 (1-6)
Coach: Joe Cipriano

			NU Opp.
H 12/1	Wyoming	W	81 63
H 12/3	San Diego State	L	61 63
H 12/4	Wichita State	L	61 74
A 12/6	Duquesne	L	53 75
H 12/11	Southern Methodist	W	84 76
Husker Classic*			
H 12/17	Idaho*	W	90 49
H 12/18	La Salle*	W	75 60
A 12/21	Iowa	L	77 86
H 12/23	San Jose State	W	80 63
Big Eight Holiday Tournament			
KC 12/27	Missouri	L	64 76
KC 12/29	Oklahoma State	W	64 56
KC 12/30	Oklahoma	W	84 68
H 1/8	Oklahoma State	W	73 59
H 1/10	Oklahoma	W	77 70
H 1/15	Colorado	W	67 55
A 1/26	Oklahoma State	W	64 63
A 1/29	Kansas (OT)	L	55 57
H 2/1	Kansas State	W	61 60
A 2/7	Oklahoma	L	70 72
H 2/12	Iowa State	W	76 71
A 2/15	Missouri (15)	L	65 80
H 2/19	Kansas	W	99 78
A 2/26	Colorado	L	57 67
H 3/4	Missouri (19)	L	54 61
A 3/6	Iowa State	L	67 76
A 3/11	Kansas State (OT)	L	76 81

Season Notes: Center Chuck Jura was first-team All-Big Eight pick and first-team Academic All-Big Eight...Jura led NU in both scoring (21.2) and rebounding (11.7)...his 11.7 rebound average was a school record and topped Big Eight...Jura finished his career with totals of 1,255 points and 740 rebounds...NU won Husker Classic for second straight season.

1972-73 - Won 9, Lost 17

(4-10 in Big Eight, tie 6th)
Home: 4-5 (2-5) Away: 5-12 (2-5)
Coach: Joe Cipriano

			NU Opp.
H 11/24	North Texas	W	64 46
A 12/1	Wyoming	L	59 65
Mountaineer Classic*			
N 12/8	California*	L	50 75
N 12/9	Air Force*	W	57 53
H 12/11	Texas Christian	W	72 58
Kentucky Invitational**			
A 12/15	Kentucky**	L	60 85
N 12/16	Colorado State**	L	51 57
Big Eight Holiday Tournament			

KC 12/27	Iowa State	L	64	75
KC 12/29	Kansas	W	74	72
KC 12/30	Oklahoma State	L	73	75
N 1/4	Georgia State***	W	63	54
N 1/6	North Carolina**** (9)	L	62	79
H 1/13	Oklahoma State	L	55	68
H 1/15	Oklahoma	W	74	67
H 1/27	Missouri (7)	L	65	78
A 1/30	Iowa State	L	60	81
H 2/3	Kansas State (18)	L	55	82
H 2/6	Colorado	L	59	67
A 2/10	Kansas	W	59	46
A 2/17	Oklahoma	L	59	67
A 2/19	Oklahoma State	W	76	64
H 2/24	Kansas	W	62	59
H 2/27	Iowa State	L	76	82
A 3/3	Kansas State (16)	L	70	97
A 3/6	Colorado	L	63	71
A 3/10	Missouri (15)	L	70	86

*Morgantown, W.Va.

**Lexington, Ky.

***Decatur, Ga.

****Greensboro, N.C.

Season Notes: Without departed All-Big Eight center Chuck Jura, Huskers finished 9-17...NU's last losing season until 1987-88...freshman Jerry Fort led NU in scoring with 14.5 average, first Husker frosh ever to lead team in that department.

1973-74 - Won 14, Lost 12

(7-7 in Big Eight, 4th)

Home: 11-2 (5-2) Away: 3-10 (2-5)

Coach: Joe Cipriano

			NU Opp.	
H 12/1	Wyoming	W	70	62
H 12/3	Minnesota-Duluth	W	77	50
Vanderbilt Invitational*				
A 12/7	Vanderbilt*	L	58	82
N 12/8	Middle Tennessee St.*	L	65	76
H 12/11	Georgia State (OT)	W	78	75
H 12/14	NW Missouri State	W	67	54
H 12/15	MacMurray	W	76	50
H 12/20	Northern Iowa	W	73	55
Big Eight Holiday Tournament				
KC 12/27	Kansas State (18)	L	47	68
KC 12/28	Oklahoma State	W	69	62
KC 12/29	Kansas	L	66	75
A 1/7	Wichita State	L	58	66
A 1/12	Kansas	L	64	79



Carl McPipe is ninth on the Husker career scoring list and seventh on the career rebounding chart.

H 1/19	Oklahoma	W	63	58
H 1/22	Kansas State	L	65	73
A 1/26	Oklahoma State	L	66	79
A 1/28	Oklahoma	L	63	85
H 2/5	Iowa State (3OT)	W	91	88
H 2/9	Missouri	W	75	58
A 2/12	Colorado	L	64	65
A 2/16	Missouri	W	88	87
H 2/23	Oklahoma State	W	71	63
H 2/26	Kansas (15)	L	46	51
A 3/2	Kansas State	W	58	54
H 3/5	Colorado	W	65	42
A 3/9	Iowa State	L	58	76

*Nashville, Tenn.

Season Notes: Sophomore guard Jerry Fort led NU in scoring for second straight season with 18.0 average and was first-team All-Big Eight pick...Huskers toured Italy following season and finished 2-5 on their three-week journey.

1974-75 - Won 14, Lost 12

(7-7 in Big Eight, 4th)

Home: 8-3 (5-2) Away: 6-9 (2-5)

Coach: Joe Cipriano

			NU Opp.	
H 11/30	South Dakota State	W	87	72
Sun Devil Classic*				
N 12/6	Long Beach State*	W	67	55
A 12/7	Arizona State*	L	62	83
A 12/10	North Texas	W	69	56
H 12/14	Wichita State	W	78	65
H 12/17	San Jose State	L	66	80
Indiana Classic**				
N 12/20	Southern Methodist**	W	69	67
A 12/21	Indiana** (2)	L	60	97
H 12/23	Vanderbilt	W	81	66
Big Eight Tournament				
KC 12/26	Oklahoma (18)	W	75	64
KC 12/28	Kansas	L	62	63
KC 12/30	Kansas State	L	63	80
H 1/18	Kansas State	W	74	61
A 1/22	Oklahoma	W	68	61
H 1/25	Colorado	W	85	59
H 1/29	Oklahoma State	W	73	58
A 2/1	Missouri	L	74	88
A 2/5	Kansas	L	44	72
H 2/8	Iowa State	W	75	62
H 2/12	Oklahoma (OT)	L	57	65
A 2/15	Colorado	L	61	62
A 2/19	Kansas State	L	64	65
H 2/22	Missouri	W	80	77
A 2/26	Oklahoma State	W	59	58
H 3/5	Kansas (2OT)	L	77	79
A 3/8	Iowa State	L	69	82

*Tempe, Ariz.

**Bloomington, Ind.

Season Notes: For third straight season, Jerry Fort led NU in scoring at 20.2 points per game, and in process, became only third Husker to ever average 20-plus points in season...Fort earned first-team All-Big Eight honors for second straight season...NU started Big Eight play 4-0, finished first half 5-2, but went 2-5 in second half and finished 7-7 in league...three of losses during second half of league schedule were by a combined four points...Fort scored then-school-record 40 points in Huskers' homecourt win over Missouri...his scoring outburst broke the old mark of 38 held by Tom Russell during the 1961-62 season.

1975-76 - Won 19, Lost 8

(10-4 in Big Eight, 3rd)

Home: 9-4 (5-2) Away: 10-4 (5-2)

Coach: Joe Cipriano

			NU Opp.	
H 11/28	Illinois	L	58	60
H 11/29	Northwestern	W	79	68
A 12/2	Iowa	L	65	72
H 12/6	Washington (20)	L	63	75
H 12/10	St. Mary's (Calif.)	W	68	57



Brian Carr dished out a school-record 682 assists in his career as a Husker.

Roadrunner Invitational*

N 12/19	Pacific*	W	85	59
A 12/20	New Mexico State*	W	79	75
A 12/22	Vanderbilt	W	68	57

Big Eight Holiday Tournament

KC 12/27	Kansas	L	66	69
KC 12/29	Oklahoma	W	75	53
KC 12/30	Oklahoma State	W	56	49
H 1/3	South Dakota	W	72	59
H 1/6	South Carolina	W	69	68
A 1/17	Kansas State	W	65	59
H 1/21	Oklahoma	W	68	67
A 1/24	Colorado	W	66	64
A 1/28	Oklahoma State	W	52	48
H 1/31	Missouri (13)	L	57	62
H 2/4	Kansas	W	57	54
A 2/7	Iowa State	W	66	56
A 2/11	Oklahoma	L	60	65
H 2/14	Colorado	W	80	61
H 2/18	Kansas State	L	53	65
A 2/21	Missouri (OT, 14)	L	84	95
H 2/28	Oklahoma State	W	60	54
A 3/3	Kansas	W	62	58
H 3/6	Iowa State	W	82	66

*Las Cruces, N.M.

Season Notes: Jerry Fort was a first-team All-Big Eight selection for third straight season, finished career with then-NU-record 1,882 points...Huskers reached 19-win mark for first time since a 20-5 record in 1965-66...Larry Cox led the Big Eight and set an NU single-season record for field-goal percentage with a .672 mark...Cox shot a Big Eight-record .625 from the field for his career...as a team, the Huskers led Big Eight and finished eighth nationally in scoring defense, yielding 62.8 points per game...NU says good-bye to the NU Coliseum, the home of Husker basketball since the 1925-26 season, with an 82-66 victory over Iowa State, March 6, 1975.

1976-77 - Won 15, Lost 14

(7-7 in Big Eight, 5th)

Home: 7-4 (5-2) Away: 8-10 (2-5)

Coach: Joe Cipriano

			NU Opp.	
H 11/27	Iowa	L	57	71
A 11/29	Washington (OT)	W	59	58
A 12/1	Hawaii-Hilo	L	66	71

INTRODUCTION

OUTLOOK

PLAYERS

COACHES

STAFF

OPPONENTS

REVIEW

RECORDS

HISTORY

A	12/2	Hawaii	W	64	59
A	12/3	Hawaii	W	60	59
H	12/8	Minnesota	L	58	66
A	12/11	Illinois	L	63	67
H	12/13	NW Missouri State	W	88	53
A	12/20	Northwestern	W	71	68
H	12/22	Mankato State	W	64	61

Big Eight Holiday Tournament

KC	12/28	Colorado	L	50	55
KC	12/29	Iowa State	W	75	55
KC	12/30	Oklahoma	W	66	56
A	1/3	South Carolina	L	49	54
H	1/8	Kansas State	L	52	57
H	1/12	Colorado	W	69	54
A	1/15	Iowa State	W	49	48
H	1/19	Oklahoma	L	58	65
A	1/22	Missouri	L	63	76
H	1/26	Kansas	W	60	57
H	1/29	Oklahoma State	W	66	54
A	2/2	Colorado	W	73	62
H	2/5	Iowa State	W	66	51
A	2/9	Kansas State	L	62	67
H	2/12	Missouri	W	60	58
A	2/16	Oklahoma	L	62	72
A	2/19	Kansas	L	66	74
A	2/23	Oklahoma State	L	60	62

Big Eight Tournament

A	2/26	Kansas	L	58	61
---	------	--------	---	----	----

Season Notes: After some 50 years of play in the NU Coliseum, Nebraska moved into the 15,000-seat NU Sports Complex, which would later be renamed the Bob Devaney Sports Center after the Huskers' longtime football coach and athletic director...Huskers led the Big Eight and ranked sixth nationally in scoring defense at 61.1 points per game, lowest since 1958-59 squad allowed 60.2 points per game...Nebraska and Creighton met for the first time since the 1931-32 season...first year Big Eight sponsored a season-ending tournament to determine league's automatic bid to the NCAA Tournament.

1977-78 - Won 22, Lost 8

(9-5 in Big Eight, 2nd)
Home: 14-2 (5-2) Away: 7-6 (4-3)
Coach: Joe Cipriano

H	12/2	Missouri Southern	W	61	54
H	12/9	Creighton	W	65	58



Rich King was a first-round draft pick of the Seattle SuperSonics.

H	12/10	South Dakota	W	74	64
H	12/12	Nevada-Reno	W	67	50
H	12/16	California-Davis	W	69	64
H	12/17	Mississippi	W	80	70
A	12/19	Minnesota	W	63	49
H	12/21	Western Illinois	W	73	72
H	12/23	Montana State	W	104	60

Big Eight Holiday Tournament

KC	12/27	Oklahoma State	W	70	58
KC	12/29	Kansas State	L	60	69
KC	12/30	Oklahoma	W	75	68
A	1/7	Kansas State	W	77	63
A	1/11	Colorado	L	64	73
H	1/14	Iowa State	L	59	65
A	1/18	Oklahoma	W	78	64
H	1/21	Missouri	W	56	55
H	1/25	Kansas (8)	W	62	58
H	1/28	Oklahoma State	W	63	57
H	2/1	Colorado	W	86	75
A	2/4	Iowa State	W	62	56
H	2/8	19/Kansas State	W	63	50
A	2/11	19/Missouri	L	52	74
H	2/15	Oklahoma	L	68	74
A	2/18	Kansas (6)	L	70	75
A	2/25	Oklahoma State	W	67	56

Big Eight Tournament

KC	2/28	Oklahoma State	W	71	63
KC	3/3	Missouri	L	58	61

National Invitation Tournament

H	3/8	Utah State	W	67	66
A	3/15	Texas (17)	L	48	67

Season Notes: Nebraska earned first postseason tournament bid since 1966-67, advanced to second round of NIT before being knocked out by eventual champion Texas...NU tied school record for season victories and its second-place league finish was its highest since 1965-66 season...Brian Banks earned first-team All-Big Eight honors, while Carl McPipe was named one of 12 All-America centers, as selected by Citizens Saving Athletic Foundation...NU led Big Eight and ranked eighth nationally in scoring defense, allowing 62.9 points per game...NU was only Big Eight team to beat league champion Kansas...Coach Cipriano picked up his 200th win at NU with Huskers' victory over Missouri Southern.

1978-79 - Won 14, Lost 13

(7-7 in Big Eight, 5th)
Home: 9-2 (6-1) Away: 5-11 (1-6)
Coach: Joe Cipriano

A	11/24	Ala.-Birmingham	W	64	55
H	11/25	Arkansas Tech	W	70	59
H	11/28	Minnesota	W	58	48
H	12/2	Purdue	L	47	58
A	12/9	Creighton	L	61	78
H	12/13	Sacramento State	W	91	56
N	12/16	Mississippi*	L	67	70

Rebel Roundup**

N	12/22	UC-Santa Barbara	W	75	55
A	12/23	UNLV (18)	L	63	79

Big Eight Holiday Tournament

KC	12/28	Missouri (OT)	W	58	56
KC	12/29	Colorado	L	61	74
KC	12/30	Oklahoma	W	69	53
A	1/6	Iowa State	W	72	68
A	1/13	Colorado	L	61	64
H	1/17	Kansas State	W	55	53
A	1/20	Missouri	L	60	76
H	1/24	Oklahoma	W	74	56
H	1/27	Kansas (OT)	W	66	64
A	1/31	Oklahoma State	L	57	66
H	2/3	Colorado	W	79	52
A	2/7	Kansas State	L	46	58
H	2/10	Iowa State	L	46	48
A	2/14	Oklahoma	L	58	79
H	2/17	Missouri	W	76	64
A	2/21	Kansas	L	59	66
H	2/24	Oklahoma State	W	76	67

Big Eight Tournament

A	2/28	Kansas State (ZOT)	L	60	61
---	------	--------------------	---	----	----

*Biloxi, Miss.
**Las Vegas, Nev.

Season Notes: Huskers led the Big Eight and ranked ninth nationally in team defense at 62.3 ppg...NU's 17-for-17 effort at the free-throw line at Oklahoma State stands as best single-game free-throw percentage mark in school history...Andre Smith was a second-team UPI All-Big Eight pick and led team in scoring at 13.5 ppg...Carl McPipe, one half of the Huskers' "Hammond Hustlers," was named to USBWA District V all-star team and finished career with 1,300 points...the other half of the "Hammond Hustlers," Brian Banks, ended career with 1,150 points...final year of Big Eight Holiday Tournament, an event that started in 1946.

1979-80 - Won 18, Lost 13

(8-6 in Big Eight, tie 2nd)
Home: 14-2 (5-2) Away: 4-11 (5-2)
Coach: Joe Cipriano
Assistant Coach: Moe Iba

H	11/30	South Dakota State	W	100	83
H	12/1	Portland State	W	74	52
H	12/3	Eastern Washington	W	82	68
H	12/8	Creighton	W	64	55
A	12/11	Purdue (9)	L	56	78
H	12/13	Cal State-Bakersfield	W	94	80
A	12/15	Minnesota	L	58	75
H	12/22	Ala.-Birmingham (4OT)	W	92	84

Rainbow Classic*

N	12/27	Wisconsin* (OT)	W	83	82
N	12/29	Hawaii*	L	55	67
N	12/30	Louisville* (12)	L	58	65
A	1/2	Idaho	L	55	64
H	1/4	Wisconsin-Oshkosh	W	96	72
H	1/5	Angelo State	W	83	70
A	1/9	Iowa State	W	58	50
H	1/12	Missouri (13)	L	63	84
H	1/16	Kansas	W	64	57
A	1/19	Colorado	W	53	44
H	1/23	Oklahoma State (OT)	W	74	73
A	1/26	Kansas State (ZOT)	L	64	66
H	1/30	Oklahoma	W	59	58
A	2/2	Missouri (14)	L	60	73
A	2/5	Kansas	W	61	56
H	2/9	Iowa State	W	69	66
A	2/13	Oklahoma State	L	68	83
H	2/16	Colorado	L	55	56
H	2/20	Kansas State	W	70	58
A	2/23	Oklahoma	L	60	78

Big Eight Tournament

H	2/26	Oklahoma	W	75	68
KC	2/29	Kansas State	L	59	60

National Invitation Tournament
A 3/6 Michigan L 69 76
*Honolulu, Hawaii

Season Notes: Picked to finish sixth in a preseason poll of Big Eight media, NU wound up in second-place tie and earned its third NIT berth...Huskers' had longest game ever, a four-overtime affair, against Alabama-Birmingham...Joe Cipriano, who was stricken with cancer, was named UPI Big Eight Co-Coach of the Year with assistant Moe Iba, who guided Huskers in "Cip's" absence...Iba was tabbed AP Big Eight Coach of the Year and NABC District 12 Coach of the Year...Andre Smith led team in scoring for second straight season with a 19.4 average and was first-team AP/UPI All-Big Eight performer and AP honorable-mention All-American...Jack Moore was second-team AP All-Big Eight pick.

1980-81 - Won 15, Lost 12

(9-5 in Big Eight, tie 2nd)
Home: 11-4 (6-1) Away: 4-8 (3-4)
Coach: Moe Iba

H	11/28	Wyoming (OT)	L	59	62
---	-------	--------------	---	----	----

NU Opp.

H	11/29	Idaho	L	53	64
A	12/6	Creighton (OT)	L	61	66
H	12/9	Penn State	W	75	50
Utah Classic*					
N	12/12	Loyola Marymount*	W	67	66
A	12/13	Utah*	L	55	57
H	12/20	NW Missouri State	W	79	59
H	12/22	Colorado State	W	54	48
H	12/23	Montana	W	69	46
A	12/27	Ball State	L	62	67
A	12/30	Arkansas	L	52	64
H	1/5	Sonoma State	W	84	49
H	1/14	Kansas State	W	59	49
A	1/17	Oklahoma State	L	70	81
H	1/21	Colorado	L	59	62
H	1/24	Missouri	W	66	53
A	1/28	Iowa State	W	61	56
H	1/31	Kansas (18)	W	57	54
A	2/4	Oklahoma	W	71	59
H	2/7	Oklahoma State	W	62	54
A	2/11	Colorado	W	57	56
A	2/14	Kansas State	L	49	66
H	2/18	Iowa State	W	81	61
A	2/21	Missouri	L	45	55
A	2/25	Kansas	L	49	75
H	2/28	Oklahoma	W	90	63
Big Eight Tournament					
H	3/3	Colorado	L	66	70

Season Notes: Coach Joe Cipriano died after year-long battle against cancer three days before season opener, Moe Iba was named Huskers' acting head coach...Iba was UPI Big Eight Coach of the Year for leading NU to its second straight second-place league finish...Andre Smith was AP/UPI Big Eight Player of the Year, first-team AP/UPI All-Big Eight selection, USBWA District V performer and an AP Honorable-Mention All-American...Smith led league in scoring for conference games only with a 19.5 average, while his .589 field-goal percentage mark for all games topped league, too...Jack Moore was second-team AP All-Big Eight and a CoSIDA Second-Team Academic All-American...Moore led league in free-throw percentage (.922)...Devaney Center-record crowd of 15,038 watched NU stop Oklahoma State, 62-54.

1981-82 - Won 16, Lost 12

(7-7 in Big Eight, tie 4th)
Home: 11-3 (5-2) Away: 5-9 (2-5)
Coach: Moe Iba

NU Opp.					
A	11/27	Wyoming	L	48	62
H	11/30	UW-Stevens Point	W	74	45
H	12/5	Creighton	W	86	46
H	12/7	South Dakota State	W	70	51
A	12/9	Baylor	W	64	63
H	12/19	Ball State	W	71	57
A	12/21	Penn State	L	58	60
A	12/23	Colorado State (OT)	L	51	58
Holiday Classic*					
N	12/28	Air Force*	W	63	47
A	12/29	Northern Iowa*	W	53	42
H	1/6	Sacramento State	W	93	61
H	1/9	Arkansas (11)	L	50	51
H	1/13	Kansas	W	75	55
H	1/16	Missouri (2)	L	42	44
A	1/20	Oklahoma State	L	50	52
H	1/23	Iowa State	W	60	47
A	1/27	Oklahoma	L	48	51
A	1/30	Colorado	W	74	57
H	2/3	Kansas State (t19)	L	64	75
A	2/6	Missouri (1)	W	67	51
H	2/10	Oklahoma State	W	75	63
A	2/13	Kansas	L	63	66
H	2/15	Oklahoma	W	65	51
A	2/20	Iowa State	L	61	63
H	2/24	Colorado	W	79	57
A	2/27	Kansas State	L	50	67
Big Eight Tournament					
H	3/2	Oklahoma State	W	60	49
KC	3/5	Missouri (5)	L	53	58

*Cedar Falls, Iowa

Season Notes: NU scored one of its biggest wins ever, a 67-51 victory at 19-0 and No. 1 Missouri...Jack Moore earned Naismith Award, given annually to nation's best player under 6-0 tall, and was AP/UPI first-team All-Big Eight pick and third-team UPI All-American...Moore joined 1,000-point club, finishing career with 1,204 points...Moore hit Big Eight-record .939 from free throw line for season, .901 mark for career was best ever by Big Eight performer and second-best all-time in NCAA Division I history at that time.

1982-83 - Won 22, Lost 10

(9-5 in Big Eight, tie 3rd)
Home: 17-1 (6-1) Away: 5-9 (3-4)
Coach: Moe Iba

NU Opp.					
H	11/26	Denver	W	94	58
A	11/29	Montana	L	51	61
A	12/4	Creighton	W	65	62
H	12/8	UMKC	W	69	50
H	12/11	Baylor	W	59	56
H	12/18	Wyoming	W	68	57
H	12/20	Missouri Western	W	93	43
Hoosier Classic*					
N	12/29	Cornell*	W	66	56
N	12/30	Indiana* (1)	L	50	67
N	1/3	Arkansas** (11)	L	58	64
H	1/7	Mesa	W	94	57
H	1/15	SW Missouri State	W	98	46
A	1/18	Iowa State	W	59	54
A	1/22	Colorado	L	69	72
H	1/26	Kansas State	W	59	43
A	1/29	Missouri (13)	L	56	79
H	2/2	Oklahoma	W	60	59
H	2/5	Kansas	W	68	61
A	2/9	Oklahoma State (2OT)	L	63	71
H	2/12	Colorado	W	68	56
A	2/16	Kansas State	W	56	45
H	2/19	Iowa State	W	67	66
A	2/24	Oklahoma	L	71	84
H	2/26	Missouri (15)	L	51	54
A	3/2	Kansas	W	60	58
H	3/5	Oklahoma State	W	77	68
Big Eight Tournament					
H	3/8	Iowa State	W	94	71
KC	3/11	Missouri (12)	L	63	69
National Invitation Tournament					
H	3/17	Tulane	W	72	65
H	3/21	Iona	W	85	73
H	3/24	Texas Christian	W	67	57
NY	3/28	DePaul	L	58	68

Season Notes: Nebraska tied school record for victories in a 22-10 season, and advanced further in postseason play than any previous Husker squad by reaching the semifinals of the National Invitation Tournament...freshman Dave Hoppen, who set seven NU freshman records and led the Huskers in scoring with a 13.9 average, was a second-team All-Big Eight pick, and was named to the All-National Invitation Tournament team and the league's all-freshman team.

1983-84 - Won 18, Lost 12

(7-7 in Big Eight, 3rd)
Home: 11-6 (3-4) Away: 7-6 (4-3)
Coach: Moe Iba

NU Opp.					
H	11/26	Augustana (S.D.)	W	113	69
H	11/29	Texas Tech	L	45	59
H	12/3	Creighton	W	65	56
A	12/5	Wisconsin (2OT)	W	71	69
H	12/7	NE Missouri State	W	82	61
H	12/10	Arkansas (15)	W	67	54
H	12/17	Northern Iowa	W	90	64
A	12/20	Wyoming	W	67	64
Cotton States Classic*					
A	12/28	Georgia Tech*	L	49	66
N	12/29	Michigan State*	L	45	58



Henry T. Buchanan helped NU to 21 wins in 1987, and still ranks fourth on the Husker single-season three-point chart.

H	1/4	Colorado State	W	56	54
H	1/7	NW Missouri State	W	93	67
H	1/14	Eastern Washington	W	105	71
A	1/18	Iowa State	W	64	63
H	1/21	Missouri	L	48	50
A	1/25	Kansas	L	61	77
A	1/28	Colorado	L	57	60
H	2/1	Oklahoma State (OT)	W	54	52
A	2/4	Kansas State	W	47	46
H	2/8	Oklahoma (10)	L	67	78
A	2/11	Missouri (OT)	W	61	56
H	2/15	Kansas	L	66	67
H	2/18	Iowa State	L	48	69
A	2/22	Oklahoma State	W	67	64
H	2/25	Colorado	W	75	67
H	2/28	Kansas State	W	63	56
A	3/1	Oklahoma (6)	L	70	79
Big Eight Tournament					
H	3/7	Kansas State	L	39	41
National Invitation Tournament					
A	3/15	Creighton	W	56	54
A	3/19	Xavier	L	57	58

Season Notes: Nebraska earned back-to-back postseason tournament bids for the first time in school history, advanced to the second round of the NIT...Huskers' 11th straight winning season...Dave Hoppen tops the 1,000-point mark in his career and earns first-team All-Big Eight honors.

1984-85 - Won 16, Lost 14

(5-9 in Big Eight, tie 5th)
Home: 12-3 (5-2) Away: 4-11 (0-7)
Coach: Moe Iba

NU Opp.					
H	11/29	Southern Colorado	W	89	67
H	12/1	South Dakota	W	101	69
H	12/3	Montana State	W	86	65
A	12/8	Creighton	W	78	73
H	12/10	Wyoming	W	79	65

INTRODUCTION
OUTLOOK
PLAYERS
COACHES
STAFF
OPPONENTS
REVIEW
RECORDS
HISTORY

H	12/12	Wisconsin	W	53	51
A	12/15	Texas Tech (OT)	W	79	74
H	12/22	Washington State	L	58	63
Cable Car Classic*					
N	12/28	California-Irvine*	W	73	67
A	12/29	Santa Clara*	L	59	78
A	1/3	Evansville	L	73	80
H	1/9	UW-Stevens Point	W	69	62
A	1/12	Colorado State (ZOT)	W	88	78
H	1/16	Kansas State	W	75	63
A	1/19	Oklahoma State	L	66	68
H	1/23	Colorado	W	85	67
H	1/26	Missouri	W	74	66
A	1/30	Iowa State	L	65	76
H	2/2	Kansas (19)	L	80	91
A	2/6	Oklahoma (7)	L	74	83
H	2/9	Oklahoma State	W	66	48
A	2/13	Colorado	L	61	64
A	2/16	Kansas State	L	62	68
H	2/21	Iowa State	W	74	57
A	2/23	Missouri	L	50	69
A	2/28	Kansas (11)	L	65	70
H	3/2	Oklahoma (6)	L	62	65
Big Eight Tournament					
A	3/5	Kansas (10)	L	69	74
National Invitation Tournament					
H	3/13	Canisius	W	79	66
A	3/19	UCLA	L	63	82
*San Francisco, Calif.					

Season Notes: Nebraska made third straight National Invitation Tournament appearance and posted 12th straight winning season...Dave Hoppen earned first-team All-Big Eight honors for the second straight season and became first Husker to score 700 points in a season, as he finished with 704...Hoppen broke six school records...Brian Carr set four Big Eight assist records, led league in assists per game (8.1) and tied NCAA single-game record of 18 at Evansville.

1985-86 - Won 19, Lost 11

(8-6 in Big Eight, 3rd)
Home: 10-5 (4-3) Away: 9-6 (4-3)
Coach: Moe Iba

			NU Opp.		
H	11/23	Wisconsin-Stout	W	71	53
H	11/26	Southern Illinois	W	85	50
A	11/30	Wyoming	W	64	53
H	12/2	California-Irvine	L	80	87
H	12/7	Creighton	W	71	52
A	12/12	Washington State	W	79	72
A	12/14	Montana State	W	76	59
H	12/20	Georgia	L	63	67
H	12/23	Arizona State	W	80	67
Sun Bowl Classic*					
N	12/29	Alabama*	L	61	78
N	12/30	Ohio State*	W	69	66
H	1/6	Evansville	W	77	70
H	1/11	NE Missouri State	W	99	56
H	1/15	Kansas (8)	L	70	81
H	1/18	Missouri	L	67	68
A	1/22	Oklahoma State	W	62	61
H	1/25	Iowa State	W	75	58
A	1/29	Oklahoma (6)	L	60	87
A	2/1	Colorado	W	77	60
H	2/5	Kansas State***	L	54	64
A	2/8	Missouri	W	75	66
H	2/12	Oklahoma State	W	68	52
A	2/15	Kansas (3)	L	61	79
H	2/19	Oklahoma (10)	W	66	64
A	2/22	Iowa State	L	73	81
H	2/26	Colorado	W	79	72
A	3/1	Kansas State	W	64	60
Big Eight Tournament					
KC	3/7	Oklahoma State	W	82	75
KC	3/8	Iowa State	L	58	75
NCAA Tournament					
N	3/14	Western Kentucky**	L	59	67

*El Paso, Texas.
**Charlotte, N.C.;
***Kansas State later forfeited.

Season Notes: Nebraska lost All-Big Eight center Dave Hoppen for season with a knee injury in Feb. 1 game at Colorado, but rebounded to make school's first-ever NCAA Tournament appearance...Huskers' loss to Western Kentucky in NCAA first round was last game for Coach Moe Iba, who resigned following the game...Hoppen was first-team All-Big Eight pick for third straight season, finished career with a school-record 2,167 points and became first Husker basketball player to have his jersey retired (No. 42)...during his career, Hoppen broke or tied 19 school records and five Big Eight Conference marks...Brian Carr became school's all-time assist leader...Bernard Day picked up some of the slack when Hoppen went down and shared team MVP award with the three-time All-Big Eight selection.

1986-87 - Won 21, Lost 12

(7-7 in Big Eight, 5th)
Home: 15-2 (5-2) Away: 6-10 (2-5)
Coach: Danny Nee

			NU Opp.		
A	11/28	California-Irvine	L	101	109
H	12/1	Oregon	W	76	60
A	12/6	Creighton	L	66	78
A	12/10	Southern Illinois	W	87	85
A	12/14	Texas A&M	L	64	66
H	12/20	Wyoming	W	62	61
H	12/22	Detroit	W	71	55
H	12/27	Missouri-St. Louis	W	89	63
Rochester Classic*					
N	12/29	Butler*	W	67	56
N	12/30	San Francisco*	W	66	60
H	1/3	Creighton (OT)	W	70	65
H	1/5	NW Missouri State	W	105	64
H	1/7	Brooklyn	W	62	46
A	1/10	Kansas State	L	82	114
H	1/17	Colorado	W	86	66
A	1/20	Iowa State	L	75	91
A	1/22	Kansas	L	65	86
H	1/28	Missouri	L	71	87
H	2/1	Oklahoma State	W	73	66
H	2/4	Oklahoma (8)	L	66	80
A	2/7	Colorado	W	68	65
H	2/11	Iowa State	W	66	65
H	2/14	Kansas State	W	78	76
A	2/18	Missouri	L	64	80
A	2/21	Oklahoma (13)	L	97	133
A	2/25	Oklahoma State (ZOT)	W	79	77
H	2/28	Kansas (OT, 16)	W	83	81
Big Eight Tournament					
KC	3/6	Kansas State	L	45	47
National Invitation Tournament					
H	3/11	Marquette	W	78	76
H	3/17	Arkansas	W	78	71
H	3/21	Washington	W	81	76
NY	3/24	Southern Mississippi	L	75	82
NY	3/26	Ark-Little Rock (OT)	W	76	67

Season Notes: Under the direction of first-year Coach Danny Nee, Nebraska finished 21-12, missed school record for season wins by one, and finished third in the National Invitation Tournament...Huskers recorded their 14th straight winning season and made their fifth straight postseason tourney appearance...Brian Carr was a second-team All-Big Eight pick, ended career with 682 assists, two off the league record of 684 set by Kansas' Cedric Hunter.

1987-88 - Won 13, Lost 18

(4-10 in Big Eight, 7th)
Home: 8-6 (3-4) Away: 5-12 (1-6)
Coach: Danny Nee

			NU Opp.		
Maui Classic*					
N	11/27	Villanova*	L	53	70
N	11/28	Baylor*	L	79	82
A	11/29	Chaminade*	W	76	75
H	12/2	Texas A&M	W	92	60



Eric Piatkowski played on four NCAA Tournament teams during his career.

Ameritas Classic**

H	12/4	Lehigh**	W	71	66
H	12/5	Ohio State**	L	63	72
A	12/7	Detroit	W	63	58
A	12/9	Creighton	L	73	88
A	12/12	Oregon	W	67	62
A	12/19	Wyoming (6)	L	58	87
H	12/21	Brooklyn	W	72	44
A	12/30	Drake	L	68	85
H	1/2	Columbia	W	82	62
A	1/4	Furman (OT)	W	75	74
H	1/6	Grambling State (OT)	L	68	71
H	1/16	Missouri	W	70	68
A	1/20	Iowa State (10)	L	76	114
H	1/25	Nebraska-Omaha	W	96	67
H	1/27	Kansas	W	70	68
A	1/30	Colorado	W	63	57
H	2/4	Oklahoma State	L	56	72
A	2/6	Kansas State	L	63	65
H	2/9	Oklahoma (4)	L	77	92
A	2/11	Missouri	L	67	92
A	2/16	Kansas	L	48	70
H	2/21	Colorado	W	75	67
A	2/24	Oklahoma State	L	73	90
H	2/27	Iowa State	L	84	85
H	3/2	Kansas State	L	67	77
A	3/5	Oklahoma (4)	L	93	113
Big Eight Tournament					
KC	3/11	Kansas State	L	70	75

*Lahaina, Hawaii

Season Notes: Nebraska's strings of 14-straight winning seasons and five consecutive postseason tournament bids both end, as the Huskers finish 13-18...Rich King and Clifford Scales named to the Big Eight's all-freshman team...Henry T. Buchanan earns honorable-mention All-Big Eight honors and first-team academic All-Big Eight honors...Pete Manning led the Big Eight in field-goal percentage at .590...NU beats eventual national champ for first time ever, as it downed Kansas, 70-68, in Lincoln, on a jumper by Beau Reid as time expired.

1988-89 - Won 17, Lost 16

(4-10 in Big Eight, 7th)
Home: 14-4 (4-3) Away: 3-12 (0-7)
Head Coach: Danny Nee

			NU Opp.		
H	11/26	Creighton	W	86	77

H	11/30	Michigan State	L	75	77
Ameritas Classic*					
H	12/2	North Texas*	W	90	84
H	12/3	San Jose State*	W	90	76
A	12/5	Idaho	L	68	83
A	12/11	Texas Tech	W	71	69
A	12/14	Ohio State (14)	L	76	103
H	12/17	Furman	W	69	56
H	12/23	Drake	W	65	57

Chaminade New Year's Classic**					
A	12/28	Chaminade**	W	86	85
N	12/29	Morehead State**	W	81	77
N	12/30	Louisiana State**	L	87	90
H	1/5	Sam Houston State	W	89	70
H	1/9	Oklahoma (4)	L	81	89
H	1/12	Northern Illinois	W	71	56
A	1/14	Oklahoma State	L	69	82
H	1/17	Md.-Baltimore Co.	W	86	65
H	1/21	Kansas State	L	68	80
H	1/23	Wyoming	W	71	58
H	1/28	Missouri (5)	L	72	89
A	1/31	Iowa State	L	76	88
H	2/4	Kansas (18)	W	74	70
A	2/8	Colorado	L	80	83
A	2/11	Kansas State	L	66	80
H	2/14	Oklahoma State	W	79	77
A	2/19	Missouri (3)	L	63	79
H	2/22	Colorado	W	97	59
H	2/25	Iowa State	W	77	74
A	3/1	Kansas	L	71	80
A	3/4	Oklahoma (4)	L	76	103

Big Eight Tournament					
KC	3/10	Missouri (10)	L	70	98
National Invitation Tournament					
H	3/16	Arkansas State	W	81	79
A	3/20	Ohio State	L	74	85

**Honolulu, Hawaii

Season Notes: Huskers made second postseason tournament appearance in three seasons under Coach Danny Nee, advanced to second round of NIT...Beau Reid earned third-team academic All-America honors and was first-team academic All-Big Eight pick...Eric Johnson and Rich King earned honorable-mention All-Big Eight honors...Johnson broke then-NU single-season record for steals (68), King set then-school marks for blocks in game (5), season (50) and career (70).

1989-90 - Won 10, Lost 18

(3-11 in Big Eight, 7th)
Home: 9-6 (2-5) Away: 1-12 (1-6)
Coach: Danny Nee

NU Opp.					
H	11/25	UMKC	W	91	76
A	11/27	Miami (Ohio)	L	71	91
A	11/29	Michigan State	L	69	80
Ameritas Classic*					
H	12/1	Harvard*	W	117	79
H	12/2	Pepperdine*	W	104	100
A	12/5	Northern Illinois	L	56	65
H	12/9	Texas Tech	W	76	69
H	12/11	Idaho	L	72	79
A	12/14	Creighton	L	83	86
H	12/30	Wagner	W	88	67
H	1/6	Sam Houston State	W	99	91
H	1/8	Kansas (1)	L	93	98
H	1/13	Missouri (5)	L	95	111
H	1/16	Chicago State	W	92	57
A	1/20	Oklahoma State	L	71	84
A	1/22	Wyoming	L	65	95
H	1/27	Iowa State	L	83	91
A	1/31	Oklahoma (9)	L	64	105
H	2/3	Kansas State	W	74	71
A	2/7	Colorado	W	91	82
A	2/10	Missouri (1)	L	85	107
H	2/14	Oklahoma State	L	84	103
A	2/17	Kansas (1)	L	67	94
H	2/21	Oklahoma (10)	L	66	88
A	2/24	Iowa State	L	85	101
H	2/28	Colorado	W	96	82
A	3/3	Kansas State	L	57	80

Big Eight Tournament					
KC	3/9	Oklahoma (1)	L	65	78

Season Notes: Forward Beau Reid, NU's top scorer in 1988-89 season, sustained preseason knee injury which limited him for much of the season...Rich King, Clifford Scales, Carl Hayes earned honorable-mention All-Big Eight honors...King broke own school career block record, moving it to 115.

1990-91 - Won 26, Lost 8

(9-5 in Big Eight, 3rd)
Home: 14-1 (6-1) Away: 12-7 (3-4)
Coach: Danny Nee

San Juan Shootout*					
N	11/23	Saint Louis*	W	107	79
N	11/24	Illinois*	W	100	73
N	11/25	Murray State*	L	79	81
H	11/28	Michigan State (5)	W	71	69
A	12/3	Eastern Illinois	W	94	64
H	12/6	Creighton	W	97	63
H	12/8	Toledo	W	105	68
A	12/11	Wisconsin	W	75	63
Ameritas Classic**					
H	12/14	Tennessee Tech**	W	113	92
H	12/15	Bowling Green**	W	99	85
H	12/22	22/Miami (Ohio)	W	88	73
H	12/28	22/Idaho	W	85	65
A	12/30	22/The Citadel	W	94	80
A	1/2	19/UW-Green Bay	W	70	63
A	1/5	19/Kansas State	W	74	69
A	1/9	18/UMKC	W	97	78
H	1/12	18/Iowa State	W	97	87
A	1/22	14/Colorado	L	69	86
A	1/26	14/Oklahoma (13)	W	111	99
H	1/30	11/Missouri	W	89	75
H	2/2	11/Oklahoma State	L	68	81
A	2/5	15/Kansas (18)	L	77	85
H	2/9	15/Colorado	W	86	72
A	2/13	17/Iowa State	W	65	57
H	2/16	17/Oklahoma	W	105	93
H	2/18	17/Northern Illinois	W	82	73
A	2/20	14/Missouri	L	71	91
H	2/23	14/Kansas State	W	85	78
A	2/27	15/Oklahoma State (12)	L	69	80
H	3/3	15/Kansas (10)	W	85	75

Big Eight Tournament					
KC	3/8	13/Oklahoma (OT)	W	117	113
KC	3/9	13/Kansas (12)	W	87	83
KC	3/10	13/Missouri	L	82	90

NCAA Tournament***					
N	3/14	11/Xavier	L	84	89

*San Juan, Puerto Rico
***Minneapolis, Minn.

Season Notes: After three straight seventh-place Big Eight finishes, Nebraska won a school-record 26 games (against eight losses) and made school's second-ever NCAA Tournament appearance...Huskers held a national ranking for a school-record 14-straight weeks, finished with highest rankings ever of No. 9 by UPI and No. 11 by AP...NU finished third in Big Eight race after being tabbed for eighth in preseason poll of league media and made its first-ever appearance in the league's postseason tournament title game...Cornhuskers had school-record tying 14-game win string from late November through late January...Rich King was second-team All-Big Eight pick, finished career with fourth-highest point total in school history (1,475) would go on to become NU's first-ever NBA first-round draft pick (14th pick, Seattle SuperSonics).

1991-92 - Won 19, Lost 10

(7-7 in Big Eight, 5th)
Home: 14-2 (5-2) Away: 5-8 (2-5)
Coach: Danny Nee

NU Opp.					
H	11/23	Sam Houston State	W	91	42
H	11/25	Southern California	W	93	84

A	11/30	Southern Utah	W	106	101
H	12/2	The Citadel	W	84	61
A	12/4	Michigan State (22)	L	78	101
A	12/7	Creighton	W	90	85
H	12/11	Wisconsin	W	86	67

Ameritas Classic*					
H	12/20	Texas A&M*	W	91	68
H	12/21	Eastern Washington*	W	102	67
H	12/30	UW-Green Bay	W	76	68
A	1/2	Toledo	W	57	52
H	1/4	Eastern Illinois	W	81	68
A	1/11	Colorado	W	84	74
H	1/18	Missouri (13)	L	73	83
H	1/20	UMKC	W	74	71
A	1/25	Kansas (5)	L	78	103
H	1/28	Oklahoma (18)	L	76	79
H	2/1	Iowa State	W	68	63
H	2/5	Oklahoma State (2)	W	85	69
A	2/8	Kansas State	L	66	70
A	2/17	Missouri (9)	L	61	87
H	2/19	Kansas (OT, 3)	W	81	79
A	2/22	Iowa State (23)	W	80	70
A	2/26	25/Oklahoma State (14)	L	51	72
H	2/29	25/Colorado	W	84	70
H	3/4	Kansas State	W	91	62
A	3/7	Oklahoma	L	97	106

Big Eight Tournament					
KC	3/13	Oklahoma (24)	L	85	107
NCAA Tournament					
N	3/19	Connecticut**	L	65	86

**Cincinnati, Ohio

Season Notes: Nebraska made back-to-back NCAA Tournament appearances for the first time ever...picked to finish sixth in a preseason poll of Big Eight media, the Huskers were fifth at 7-7...Huskers' appearance at No. 25 in the Feb. 24 AP poll marked first time NU had been rated in consecutive years...eight of 10 losses were to nationally ranked opponents and all 10 were to postseason tournament teams...two biggest wins of the season came in February, an 86-65 decision over 20-0 and No. 2 Oklahoma State and an 81-79 overtime victory over No. 3 Kansas two weeks later...Jamar Johnson was second-team All-Big Eight pick...Derrick Chandler broke NU single-season record for blocked shots and finished year with second-highest one-year total in Big Eight history (91).

1992-93 - Won 20, Lost 11

(8-6 in Big Eight, tie 2nd)
Home: 14-2 (5-2) Away: 6-9 (3-4)
Coach: Danny Nee

Ameritas Classic*					
NU Opp.					
H	12/4	Colgate*	W	108	76
H	12/5	Kent State*	W	85	61
H	12/7	25/The Citadel	W	86	46
H	12/10	25/Creighton	W	100	83
A	12/12	25/Wichita State	W	71	64
H	12/19	20/Appalachian St.	W	93	83
H	12/21	17/Texas-Arlington	W	116	95
A	12/23	17/Southern California	L	64	74

Rainbow Classic**					
N	12/28	20/Michigan** (6)	L	73	88
N	12/29	20/Southwestern La.**	L	80	109
N	12/30	20/Fordham**	W	79	55
H	1/2	20/Eastern Illinois	W	70	54
H	1/5	Southern Utah	W	100	85
A	1/9	UMKC	W	66	65
A	1/14	Oklahoma (10)	L	89	102
A	1/16	Oklahoma State	L	73	78
H	1/20	Sacramento State	W	86	70
H	1/23	Kansas State	L	64	66
A	1/25	Colorado	W	82	67
H	1/30	Missouri (OT)	W	88	87
A	2/3	Iowa State	L	69	96
H	2/7	Kansas (3)	W	68	64
A	2/13	Kansas State (23)	W	80	59
H	2/15	Oklahoma State	L	63	73
A	2/21	Missouri	W	76	75

H	2/24	Colorado	W	76	67
H	2/27	Iowa State	W	91	87
A	3/3	Kansas (8)	L	83	94
H	3/7	Oklahoma	W	94	83
Big Eight Tournament					
KC	3/12	Kansas State	L	45	47
NCAA Tournament					
N	3/19	New Mexico State*** (24)	L	79	93
**Honolulu, Hawaii					
***Syracuse, N.Y.					

Season Notes: For third straight season, Nebraska earns an NCAA Tournament invite...second time in three seasons that Cornhuskers win 20 games...Nee becomes first person in NU history to coach three 20-game winners...Eric Piatkowski earned first-team All-Big Eight honors, the first Husker honored since Dave Hoppen earned the last of three straight awards in 1985-86...Piatkowski became 16th player in school history to reach the 1,000-point plateau...Nebraska began year ranked 25th in AP poll, was ranked in six of first seven polls before falling out...Huskers' 21-point win at Manhattan, Kan., was their largest on the road in conference play since the 1931-32 season.

1993-94 - Won 20, Lost 10

(7-7 in Big Eight, 4th)
Home: 13-3 (5-2) Away: 7-7 (2-5)
Coach: Danny Nee

			NU Opp.		
H	11/27	Texas-San Antonio	W	96	85
H	11/28	Texas	L	75	78
A	12/1	Appalachian State	L	82	91
Americas Classic*					
H	12/3	Ohio*	W	94	68
H	12/4	Portland*	W	111	85
A	12/9	Creighton	W	67	53
H	12/11	Wichita State	W	94	72
A	12/18	Michigan State	W	85	81
H	12/20	Florida A&M	W	86	61
H	12/31	Northern Iowa	W	70	63
A	1/3	Iowa State	W	78	72

H	1/5	Southern Utah	W	89	85
H	1/8	Colorado	W	106	67
H	1/15	UMKC	W	92	71
A	1/19	Colorado	L	81	86
H	1/24	Missouri (24)	L	73	89
H	1/29	Oklahoma	L	76	79
A	2/6	Kansas (3)	L	87	94
A	2/9	Kansas State	W	76	68
H	2/12	Iowa State	W	102	96
A	2/14	Oklahoma (OT)	L	111	115
A	2/19	Oklahoma State	L	80	98
H	2/23	Kansas (10)	W	96	87
H	2/26	Kansas State	W	86	77
H	3/2	Oklahoma State (21)	W	89	81
A	3/5	Missouri (6)	L	78	80
Big Eight Tournament					
KC	3/11	Oklahoma	W	105	88
KC	3/12	Missouri (3)	W	98	91
KC	3/13	Oklahoma State (23)	W	77	68
NCAA Tournament					
N	3/17	22/Pennsylvania**	L	80	90
**Long Island, N.Y.					

Season Notes: For first time in school history, NU recorded back-to-back 20-win seasons, as Huskers finished 20-10 overall en route to a fourth straight NCAA Tournament appearance...after 1-2 start, NU ran off 11-straight wins, a streak highlighted by road wins at Michigan State and Iowa State (snapped Cyclones' 22-game homecourt win streak)...Huskers were 4-6 in Big Eight with four games to play, but rallied to win three of their last four, then went on to capture first-ever Phillips 66 Big Eight Tournament title...Eric Piatkowski earned first-team All-Big Eight honors for second straight season, averaged 21.5 points and finished his career as No. 2 scorer in school history with 1,817 points...Bruce Chubick earned first-team Phillips 66 Academic All-Big Eight honors for third straight season...NU was ranked 22nd in final AP poll, marking fourth straight season it appeared in the rankings, and only third time in school history it had been ranked in season-ending poll.

1994-95 - Won 18, Lost 14

(4-10 in Big Eight, 7th)
Home: 11-6 (2-5) Away: 7-8 (2-5)
Coach: Danny Nee

			NU Opp.		
San Juan Shootout^					
N	11/25	NE Louisiana^	W	99	77
N	11/26	Virginia Tech^	L	81	87
N	11/27	Coll. of Charleston^	W	74	72
Americas Classic*					
H	12/2	Morehead State*	W	96	55
H	12/3	Idaho State*	W	98	72
H	12/7	Creighton	W	85	57
H	12/10	Michigan St. (15, OT)	W	96	91
H	12/17	24/Western Illinois	W	69	62
H	12/21	24/NE Illinois	W	101	60
A	12/22	24/N. Iowa (OT)	W	95	88
H	12/29	23/Delaware State	W	94	52
H	12/31	23/Appalachian St.	W	108	71
A	1/4	19/Texas	L	74	102
H	1/7	19/Missouri	L	74	82
A	1/9	Long Beach State	W	82	71
H	1/12	Kansas State	W	78	56
A	1/18	UMKC	W	63	60
A	1/23	Kansas (7)	L	67	84
A	1/28	Oklahoma (25)	L	72	82
H	2/1	Oklahoma State	L	65	82
H	2/5	Oklahoma (24)	W	71	59
A	2/8	Colorado	W	100	86
A	2/11	Iowa State (19, OT)	L	69	72
H	2/14	Kansas (3)	L	68	91
A	2/18	Oklahoma State (22)	L	53	93
A	2/22	Missouri (14)	W	78	75
H	2/25	Colorado	L	74	80
A	3/1	Kansas State	L	73	75
H	3/5	Iowa State (24)	L	77	79
Big Eight Tournament					
KC	3/10	Oklahoma State (19)	L	48	68
National Invitation Tournament					
H	3/16	Georgia	W	69	61
H	3/21	Penn State	L	59	65
^San Juan Shootout, San Juan, P.R.					

Season Notes: Nebraska reached the second round of the NIT in its fifth straight postseason appearance...Huskers climbed as high as 18th (CNN/USA Today) and 19th (AP) in the national polls...Jaron Boone earned second-team All-Big Eight honors and set then-single-season school records for three-point field goals and three-point attempts...Erick Strickland, a Big Eight All-Defensive team member, established then-school record for steals in a season (89)...Nebraska won 18 games for only the 15th time and the sixth time under Danny Nee.

1995-96 - Won 21, Lost 14

(4-10 in Big Eight, 7th)
Home: 11-5 (3-4) Away: 10-9 (1-6)
Coach: Danny Nee

			NU Opp.		
Big Island Invitational^					
N	11/24	Toledo^	W	72	59
N	11/25	Oregon^ (OT)	W	114	106
N	11/26	Minnesota^	W	96	85
Americas Classic*					
H	12/1	Georgia Southern*	W	82	59
H	12/2	Grambling State*	W	96	80
A	12/6	Creighton	W	88	67
A	12/9	Minnesota	L	80	91
H	12/16	Northern Iowa	L	104	109
H	12/18	NE Illinois	W	94	76
H	12/20	Delaware State	W	88	41
Far West Classic%					
N	12/29	Oregon%	W	99	76
N	12/30	Mississippi State% (17)	L	66	69
H	1/3	Texas (23)	W	85	69
H	1/6	Long Beach State	W	69	68
H	1/10	Colorado	W	79	74
A	1/13	Oklahoma (3OT)	L	100	117
H	1/17	UMKC	W	87	69
A	1/20	Oklahoma State	W	66	57



The 1993-94 Huskers captured the school's first Big Eight Tournament title.



Nebraska captured the 1996 NIT title, defeating St. Joseph's in the title game.

H 1/24	Missouri	W	76	58
H 1/28	Kansas (3)	L	73	88
A 1/31	Kansas State	L	68	77
H 2/3	Iowa State	L	65	75
A 2/7	Missouri	L	98	99
A 2/10	Iowa State (21)	L	59	74
H 2/17	Oklahoma State	L	57	72
A 2/19	Kansas (5)	L	71	81
H 2/25	Oklahoma (OT)	L	76	80
A 2/28	Colorado	L	64	78
H 3/3	Kansas State	W	70	66
Big Eight Tournament				
N 3/8	Iowa State (23)	L	60	62
National Invitation Tournament				
A 3/14	Colorado State	W	91	83
H 3/19	Washington State	W	82	73
A 3/22	Fresno State	W	83	71
N 3/26	Tulane#	W	90	78
N 3/28	St. Joseph's#	W	60	56

^ Big Island Invitational, Hilo, Hawaii
* Lincoln, Neb.
% Far West Classic, Portland, Ore.
NIT, New York, N.Y.

Season Notes: The Huskers captured the NIT title, Nebraska's first national tournament title of any kind...1995-96 marked the first time in six seasons NU did not appear in the national polls...Erick Strickland earned second-team All-Big Eight honors, was named to the Big Eight All-Defensive team and was the NIT Most Valuable Player...Tyronn Lue was a first-team Big Eight All-Freshman selection and was named to the NIT All-Star team.

1996-97 - Won 18, Lost 15

(7-9 in Big 12, 7th)
Home: 13-3 (6-2) Away: 5-12 (1-7)
Coach: Danny Nee

A 11/23	Texas (17) (OT)	L	81	83
H 11/26	Weber State	W	83	66
H 11/30	Oregon State	W	75	67
H 12/3	Texas-San Antonio	W	79	76
Ameritas Classic*				
H 12/6	Coppin State*	W	88	72
H 12/7	Bowling Green*	W	73	68
A 12/11	UMKC	W	76	64
H 12/21	Minnesota (16)	L	56	70
Puerto Rico Holiday Classic@				
N 12/30	Old Dominion@	W	72	66
N 12/31	Cincinnati (6)@	L	73	84

N 1/1	Bowling Green @	L	55	58
A 1/4	Colorado	L	73	79
H 1/8	Creighton	W	71	52
H 1/11	Texas A&M	W	74	72
H 1/15	Kansas State (OT)	W	87	77
H 1/18	Missouri	W	76	53
A 1/22	Missouri	L	74	75
A 1/25	Oklahoma	L	77	84
H 1/29	Iowa State (11)	L	67	77
A 2/1	Kansas (1) (OT)	L	77	82
H 2/5	Colorado (15)	W	77	69
A 2/8	&Texas Tech (23)	L	74	87
A 2/10	Kansas State	L	53	61
A 2/13	Northern Iowa	W	77	69
H 2/16	Texas	W	79	67
A 2/19	Baylor	L	60	71
A 2/22	Iowa State (7) (OT)	W	74	69
H 2/26	Oklahoma State	W	77	68
H 3/2	Kansas (1)	L	65	85
Phillips 66 Big 12 Tournament				
KC 3/6	Missouri#	L	72	78
National Invitation Tournament				
H 3/12	Washington	W	67	63
A 3/18	Nevada	W	78	68
A 3/21	Connecticut	L	67	76

* Ameritas Classic, Lincoln, Neb.
@ Puerto Rico Holiday Classic, Bayamon, P.R.
&-Texas Tech later forfeited game

Season Notes: Nebraska won 18 or more games for the seventh straight year and reached postseason play for the seventh straight year...the Huskers defeated a ranked team for the seventh straight season with wins over Colorado and Iowa State...NU appeared in the NIT for the third consecutive season...Mikki Moore became NU's all-time blocked shot leader...Tyronn Lue earned second-team All-Big 12 honors...Cookie Belcher was a first-team All-Big 12 Rookie selection...NU was 13-3 at home, losing only to Kansas, Iowa State and Minnesota, three teams that advanced to the NCAA Sweet 16.

1997-98 - Won 20, Lost 12

(10-6 in Big 12, 4th)
Home: 13-2 (6-2) Away: 7-10 (4-4)
Coach: Danny Nee

H 11/16	UNC Greensboro	W	75	51
H 11/19	Western Illinois	W	86	57
H 11/22	New Orleans	W	81	66
H 11/25	Colorado State	W	64	57

H 11/29	Texas-San Antonio	W	68	59
A 12/1	Tulsa	L	68	85
Ameritas Classic*				
H 12/5	UNC Wilmington*	W	85	68
H 12/6	Grambling State*	W	85	48
A 12/10	Creighton	L	73	84
A 12/13	Minnesota	W	70	66
Rainbow Classic@				
N 12/27	Virginia@	W	80	65
A 12/29	Hawaii@	L	62	87
N 12/30	Vanderbilt@	L	69	80
A 1/3	Kansas (2)	L	76	96
A 1/7	Oklahoma State	W	67	62
H 1/11	Colorado	W	87	72
H 1/18	Oklahoma	W	53	43
A 1/21	Texas	L	91	105
H 1/24	Iowa State	W	63	49
A 1/28	Kansas State	L	49	72
H 2/1	Kansas (5)	L	71	82
A 2/4	Missouri (OT)	L	76	81
H 2/7	Kansas State	L	63	69
A 2/11	Texas A&M	W	75	58
H 2/14	Baylor	W	66	55
H 2/18	Missouri (OT)	W	67	66
A 2/21	Colorado	W	79	71
H 2/25	Texas Tech	W	82	65
A 2/28	Iowa State	W	70	62
Phillips 66 Big 12 Tournament				
KC 3/6	Baylor	W	65	46
KC 3/7	Kansas (4)	L	59	91
NCAA Tournament				
N 3/12	Arkansas (17)%	L	65	74

* Ameritas Classic, Lincoln, Neb.
@ Rainbow Classic, Honolulu, Hawaii
%NCAA Tournament, Boise, Idaho

Season Notes: Nebraska's school record of consecutive postseason appearances reached eight seasons...Nebraska won 20 games for the fifth time in eight seasons and the sixth time under Danny Nee...NU made its first NCAA Tournament appearance since 1994, but failed to pick up its first NCAA win...Nebraska posted seven consecutive wins against league foes for the first time in 20 seasons...NU's 10-6 league record was its best since a 9-5 Big Eight mark in 1990-91...Tyronn Lue was a first-team All-Big 12 choice and became NU's 19th, 1,000-point scorer and was a first-round NBA draft choice...Venson Hamilton broke the single-season rebounding record.

1998-99 - Won 20, Lost 13

(10-6 in Big 12, tie 5th)
Home: 12-4 (6-2) Away: 8-9 (4-4)
Coach: Danny Nee

H 11/14	UNC Greensboro	W	79	59
N 11/19	Villanova*	L	60	75
N 11/21	Washington State*	W	95	84
N 11/22	Wisconsin*	L	41	78
H 11/28	North Carolina A&T	W	65	47
H 12/1	Tulsa	L	49	52
Ameritas Classic**				
H 12/4	SW Texas State**	W	63	54
H 12/5	Colgate**	W	60	48
H 12/9	Creighton	W	76	60
A 12/12	Colorado State	L	49	75
H 12/19	Minnesota (17)	L	51	55
A 12/27	San Francisco	W	62	52
A 12/30	UMKC	W	81	65
A 1/2	Missouri	L	57	80
H 1/10	Texas	L	76	89
H 1/13	Kansas State	W	70	61
A 1/16	Baylor	W	68	55
A 1/20	Oklahoma (25)	W	96	81
H 1/23	Colorado	W	72	55
H 1/27	Kansas (20)	W	84	69
A 1/30	Iowa State	L	47	52
A 2/3	Colorado	W	57	52
H 2/6	Missouri (24)	W	69	61
A 2/10	Kansas (24)	W	64	59
H 2/13	Iowa State	W	59	57

INTRODUCTION

OUTLOOK

PLAYERS

COACHES

STAFF

OPPONENTS

REVIEW

RECORDS

HISTORY

H	2/17	Oklahoma State	L	48	60
A	2/20	Texas Tech	L	68	73
A	2/24	Kansas State	L	45	62
H	2/27	Texas A&M	W	87	68
Phillips 66 Big 12 Tournament					
KC	3/4	Texas Tech	W	69	50
KC	3/5	Kansas	L	53	77
NIT Tournament					
H	3/10	UNLV	W	68	55
A	3/15	TCU	L	89	101

*-Top of the World Classic, Fairbanks, Alaska
**-Lincoln, Neb.

Season Notes: Nebraska's school record of consecutive postseason appearances reached nine seasons...Nebraska won 20 games for the sixth time in nine seasons, the seventh time under Danny Nee...senior center Venson Hamilton was named first-team All-Big 12, the Big 12 Player of the Year and an honorable-mention All-American...Hamilton also became NU's all-time leader in rebounding, blocked shots and games played and joined NU's 1,000-point club...junior guard Cookie Belcher broke the NU single-game, season and career steals record and was a third-team All-Big 12 pick...NU swept Kansas for the first time since 1983 and also won at Lawrence for the first time since the same season...NU won 10 conference games for the second straight season and posted four straight wins against nationally ranked opponents for the first time ever.

1999-2000 - Won 11, Lost 19

(4-12 in Big 12, tie 8th)
Home: 10-6 (4-4) Away: 1-13 (0-8)
Coach: Danny Nee

H	11/23	Eastern Illinois (2OT)	W	81	78
Hoop and Quill Classic*					
N	11/26	Southern Mississippi*	L	48	75
N	11/27	Northwestern*	W	61	52
N	11/28	Rutgers*	L	62	81
Ameritas Classic**					
H	12/3	Western Carolina**	L	72	74
H	12/4	Monmouth**	W	63	47
A	12/9	Creighton	L	72	89
H	12/11	Pittsburgh	W	69	57
N	12/18	Arizona (4)***	L	59	80
H	12/20	San Francisco	L	60	64
H	12/22	Oral Roberts	W	80	65
H	12/31	Minnesota	W	90	78
H	1/4	Pacific	W	92	68
A	1/8	Kansas State	L	79	97
H	1/12	Iowa State	L	65	66
A	1/15	Kansas (8)	L	82	97
H	1/19	Texas Tech	W	70	67
H	1/22	Baylor	W	69	55
A	1/25	Texas (17)	L	55	82
H	1/29	Kansas State	W	81	72
H	2/5	Missouri	L	78	84
A	2/8	Colorado	L	58	70
A	2/12	Iowa State (17)	L	65	87
H	2/14	Oklahoma (20)	L	54	62
A	2/19	Oklahoma State (8)	L	55	94
H	2/23	Kansas (23)	L	58	83
H	2/26	Colorado	W	69	64
A	3/1	Missouri	L	72	86
A	3/4	Texas A&M (OT)	L	76	83
Phillips 66 Big 12 Tournament					
N	3/9	Baylor	L	55	63

*-Hoop and Quill Classic, St. Charles, Mo.
**-Lincoln, Neb.
***-Las Vegas Showdown, Las Vegas, Nev.

Season Notes: Danny Nee established a new school record for coaching victories with 254, passing Joe Cipriano's school record of 253...NU tied the school record for losses with 19 and did not win a game on an opponent's home court for the first time since 1960...Kimani Ffriend earned second-team All-Big 12 honors, and Larry Florence and Steffon Bradford were honorable-mention picks.

2000-01 - Won 14, Lost 16

(7-9 in Big 12, 7th)
Home: 8-6 (5-3) Away: 6-10 (2-6)
Coach: Barry Collier

A	11/18	Oral Roberts	L	83	87
H	11/21	Eastern Illinois	W	85	71
H	11/27	Winthrop	W	65	44
A	12/2	Pittsburgh	L	51	52
Husker Classic#					
H	12/8	UMKC#	L	71	82
H	12/9	Alaska-Fairbanks#	W	84	55
FedEx Orange Bowl Classic%					
N	12/16	Miami%	W	72	64
San Juan Shootout^					
N	12/20	Iona^	W	81	80
N	12/21	Kent State^	W	69	68
N	12/22	Southern Methodist^	W	72	70
A	12/28	Minnesota (OT)	L	70	74
H	12/30	Murray State	L	71	79
H	1/2	Creighton	L	51	62
A	1/6	Missouri	L	66	68
H	1/13	Texas (22)	W	80	67
A	1/17	Kansas (5)	L	62	84
H	1/20	Iowa State (23)	L	59	60
H	1/24	Missouri	W	85	79
A	1/27	Oklahoma (24)	L	66	77
A	1/30	Kansas State	W	63	61
H	2/3	Colorado	L	57	60
H	2/7	Oklahoma State (OT)	W	78	75
A	2/10	Baylor	L	58	69
H	2/14	Kansas State	W	82	56
A	2/17	Colorado (OT)	W	87	82
A	2/21	Texas Tech	L	64	65
H	2/25	Kansas (10)	L	74	78
H	2/28	Texas A&M	W	97	69
A	3/3	Iowa State (8)	L	73	86
Phillips 66 Big 12 Tournament@					
KC	3/8	Kansas State@	L	58	62

#-Lincoln, Neb.
%-Miami, Fla.
^Carolina, P.R.

Season Notes: Barry Collier became the 25th head coach in school history when he took over the program...senior Cookie Belcher set the Big 12 record and finished third in NCAA history with 353 steals...Nebraska recorded a five-game winning streak in mid-December, while winning the San Juan Shootout title...Belcher ended his illustrious career by earning second-team All-Big 12 honors...Kimani Ffriend and Steffon Bradford were tabbed honorable-mention all-conference.

2001-02 - Won 13, Lost 15

(6-10 in Big 12, tie 7th)
Home: 12-4 (5-3) Away: 1-11 (1-7)
Coach: Barry Collier

H	11/20	North Carolina A&T	W	69	57
H	11/24	Winthrop	W	73	65
H	11/28	Texas-San Antonio	W	81	63
H	12/2	Wofford	W	65	46
H	12/5	Western Illinois	W	72	53
H	12/8	Oral Roberts	W	61	55
A	12/12	Creighton	L	70	76
H	12/15	Sam Houston State	L	70	74
A	12/22	Minnesota	L	72	81
A	12/29	Pacific	L	52	75
H	1/2	Savannah State	W	66	47
A	1/5	Missouri (17)	L	53	60
A	1/9	Kansas (1)	L	57	96
H	1/12	Colorado	W	75	67
H	1/16	Oklahoma (5)	L	51	78
A	1/19	Texas	L	66	77
A	1/23	Oklahoma State (11)	L	63	70
H	1/26	Iowa State (OT)	W	86	84
H	1/30	Texas Tech (20)	W	80	69
A	2/5	Colorado	L	61	84
H	2/9	Kansas State	W	99	82
H	2/13	Missouri	L	71	87
A	2/16	Iowa State	L	79	85

A	2/20	Texas A&M	W	82	72
H	2/24	Kansas (1)	L	87	88
H	2/27	Baylor	W	75	55
A	3/2	Kansas State	L	58	67
Phillips 66 Big 12 Tournament@					
KC	3/7	Colorado@	L	60	67

Season Notes: Senior Cary Cochran set Nebraska career, season and single-game records for three-pointers, and finished third in Big 12 history with 268...Cochran led the nation in free-throw percentage and finished second in NU single-season history...NU recorded six straight victories to open the season, and finished with a 12-4 mark at the Devaney Center...Cochran and senior John Robinson II were selected honorable-mention All-Big 12 (coaches)...Cochran and Brian Conklin were named to the academic All-Big 12 first-team, and Cochran was selected to the Verizon Academic All-District first-team.

2002-03 - Won 11, Lost 19

(3-13 in Big 12, 12th)
Home: 9-6 (3-5) Away: 2-13 (0-8)
Coach: Barry Collier

Top of the World Classic!					
N	11/21	Centenary!	W	68	45
N	11/23	Alaska-Fairbanks!	L	61	64
N	11/24	Ball State!	L	65	73
H	12/1	Texas-San Antonio	W	69	53
A	12/5	South Florida	L	60	65
H	12/8	Minnesota (20)	W	80	60
H	12/14	IPFW	W	63	46
H	12/21	Creighton (20)	L	73	81
ASU Hoops Classic#					
N	12/27	UC Santa Barbara#	W	60	57
A	12/28	Arizona State#	L	63	75
H	12/31	Eastern Washington	W	63	60
H	1/4	Denver (OT)	W	79	75
H	1/7	Lipscomb	W	70	60
A	1/11	Kansas (14)	L	59	92
H	1/15	Texas A&M	L	52	53
H	1/18	Colorado (OT)	W	80	77
A	1/22	Kansas State	L	53	77
A	1/25	Iowa State	L	61	71
H	1/29	Missouri (25)	L	56	63
H	2/1	Kansas (12)	L	51	81
A	2/5	Texas Tech	L	49	75
H	2/12	Oklahoma State (13)	L	70	77
H	2/15	Texas (6)	L	63	75
A	2/18	Missouri	L	50	67
A	2/22	Baylor	L	64	78
H	2/25	Kansas State	W	68	61
H	3/1	Iowa State	W	69	61
A	3/4	Oklahoma (5)	L	51	76
A	3/8	Colorado	L	69	84
Phillips 66 Big 12 Tournament@					
N	3/13	Missouri@	L	61	70

!Fairbanks, Alaska
#Tempe, Ariz.
@Dallas, Texas

Season Notes: Nebraska finished the year 9-6 at the Devaney Center, its 27th straight home winning season...Andrew Drevo and Nate Johnson earned honorable-mention All-Big 12 honors by AP and the league's head coaches, respectively...John Turek was named to the academic All-Big 12 first-team while Tony Wilbrand earned second-team honors.

Nebraska Television Log

1966-67	TVS Colorado W 84-80	TVS @ Iowa State W 76-65	TVS Kansas L 57-64	TVS @ Colorado L 57-64
1967-68	TVS Missouri W 75-66	TVS @ Colorado L 73-75		
1968-69	TVS Kansas L 52-56	TVS @ Iowa State (ot) L 93-99	TVS @ Oklahoma W 70-64	
1969-70	TVS Missouri W 60-48	TVS Iowa State W 87-81		
1970-71	TVS Kansas L 67-81	TVS @ Missouri L 65-77		
1971-72	TVS Colorado W 67-55	TVS @ Colorado L 57-67	TVS Missouri L 54-61	
1972-73	TVS Missouri L 65-78	TVS Kansas W 62-59	TVS @ Kansas State L 70-97	
1973-74	TVS Oklahoma State W 71-63	TVS @ Iowa State L 58-76		
1974-75	TVS Kansas State W 74-61	TVS @ Colorado L 61-62		
1975-76	TVS @ Kansas State W 65-59	TVS Oklahoma State W 60-54		
1976-77	TVS @ Iowa State W 49-48	TVS Oklahoma State W 66-54		
1977-78	TVS Oklahoma State W 63-57			
1978-79	TVS/NBC @ Iowa State W 72-68	TVS/NBC Kansas (ot) W 66-64		
1979-80	ESPN Iowa State W 69-66	TVS/NBC Missouri L 63-84	TVS/NBC Kansas W 64-57	
1980-81	TVS/NBC Colorado L 59-62	TVS/NBC Kansas W 57-54	TVS/NBC @ Oklahoma W 71-59	
1981-82	TVS/NBC Iowa State W 60-47	TVS/NBC Oklahoma State W 75-63	ESPN Oklahoma W 65-51	TVS/NBC Kansas State L 50-67
	TVS/NBC Missouri L 53-58			
1982-83	ESPN @ Iowa State W 59-54	TVS/NBC @ Colorado L 69-72	TVS/NBC Kansas W 68-61	ESPN @ Oklahoma L 71-84
	TVS/NBC @ Oklahoma State W 77-68	ESPN Missouri L 63-69		
1983-84	KATZ @ Kansas L 61-77	KATZ @ Kansas State W 47-46	KATZ Oklahoma L 67-78	KATZ @ Missouri (ot) W 61-56
	KATZ Colorado W 75-67	KATZ @ Oklahoma L 70-79	KATZ Kansas State L 39-41	
1984-85	SportsTime @ Oklahoma State L 66-68	SportsTime Kansas L 80-91	KATZ @ Oklahoma L 74-83	SportsTime @ Colorado L 61-64
	SportsTime @ Kansas State W 74-57	KATZ/AB @ Missouri L 50-69	SportsTime @ Kansas L 65-70	KATZ Oklahoma L 62-65
	KATZ @ Kansas L 69-74			
1985-86	Raycom Iowa State W 75-58	Raycom @ Colorado W 77-60	Raycom @ Missouri W 75-66	Raycom @ Kansas L 61-79
	Raycom @ Iowa State L 73-81	Raycom @ Kansas State W 64-60	Raycom *Oklahoma State W 82-75	Raycom *Iowa State L 58-75
	CBS Western Kentucky L 59-67			
1986-87	@ Kansas State L 82-114	Raycom Colorado W 86-66	Raycom Oklahoma State W 73-66	Raycom @ Colorado W 68-65
	Raycom Kansas State W 78-76	Raycom @ Oklahoma L 97-133	Raycom Kansas (ot) W 83-81	Raycom *Kansas State L 45-47
1987-88	ESPN Villanova L 53-70	Raycom Missouri W 70-68	ESPN Oklahoma State L 56-72	Raycom @ Kansas State L 63-65
	Raycom Colorado W 75-67	Raycom Iowa State L 84-85	Raycom Oklahoma L 93-113	Raycom Kansas State L 70-75
1988-89	HSE @ Texas Tech W 71-69	ESPN @ Ohio State L 76-103	Raycom Missouri L 72-89	Raycom Kansas W 74-70
	Raycom @ Kansas State L 66-80	Raycom Iowa State W 77-74	Raycom *Missouri L 70-98	
1989-90	ESPN @ Creighton L 83-86	Raycom Missouri L 95-111	Raycom Kansas State W 74-71	Raycom @ Kansas L 67-94
	Raycom @ Iowa State L 85-101	Raycom *Oklahoma L 65-78		
1990-91	Prime Creighton W 97-63	Raycom @ Kansas State W 74-69	Raycom Iowa State W 97-87	Raycom @ Colorado L 69-86
	Prime Missouri W 89-75	Raycom Oklahoma State L 68-81	Raycom Colorado W 86-72	Prime Oklahoma W 105-93
	Raycom Kansas State W 85-78	Prime @ Oklahoma State L 69-80	Prime Kansas W 85-75	Raycom *Oklahoma (ot) W 117-113
	Raycom *Kansas W 87-83	ABC *Missouri L 82-90	CBS Xavier L 84-89	
1991-92	ESPN @ Creighton W 90-85	Prime Wisconsin W 86-67	Raycom @ Colorado W 84-74	Raycom Missouri L 73-83
	Raycom @ Kansas L 78-103	ESPN Oklahoma L 76-79	Prime Iowa State W 68-63	Prime Oklahoma State W 85-69
	Raycom @ Kansas State L 66-70	ESPN @ Missouri L 61-87		
Prime Kansas (ot) W 81-79	Raycom @ Iowa State W 80-70	Prime @ Oklahoma State L 51-72	Raycom Colorado W 84-70	Prime Kansas State W 91-62
Raycom @ Oklahoma L 97-106	Raycom *Oklahoma L 85-107	CBS IConnecticut L 65-86		
1992-93	Prime Creighton W 100-83	Raycom @ Oklahoma State L 73-78	Prime Kansas State L 64-66	ESPN @ Colorado W 82-67
	Raycom Missouri (ot) W 88-87	ABC Kansas W 68-64	Raycom @ Kansas State W 80-59	ESPN Oklahoma State L 63-73
	Raycom @ Missouri W 76-75	Raycom Iowa State W 91-87	Prime @ Kansas L 83-94	ABC Oklahoma W 94-83
	Raycom *Kansas State L 45-47	CBS INew Mexico St. L 79-93		
1993-94	Prime Texas L 75-78	ESPN @ Iowa State W 78-72	Raycom Colorado W 106-67	Prime @ Colorado L 81-86
	ESPN Missouri L 73-89	Prime Oklahoma L 76-79	ABC @ Kansas L 87-94	Raycom Iowa State W 102-96
	ESPN @ Oklahoma (ot) L 111-115	Raycom @ Oklahoma State L 80-98	Raycom Kansas State W 86-77	Raycom @ Missouri L 78-80
	Raycom *Oklahoma W 105-88	Raycom *Missouri W 98-91	ESPN *Oklahoma State W 77-68	CBS IPenn L 80-90
1994-95	ABC Michigan St. (ot) W 96-91	CSM Missouri L 74-82	ESPN Long Beach State W 82-71	ESPN Kansas State W 78-56
	ESPN @ Kansas L 67-84	CSM @ Oklahoma L 72-82	CSM Oklahoma State L 65-82	ABC Oklahoma W 71-59
	CSM @ Iowa State (ot) L 69-72	ESPN2/CSM Kansas L 68-91	CSM @ Oklahoma State L 53-93	CSM Colorado L 74-80
	CSM *Oklahoma State L 48-68	ESPN #Penn State L 59-65		
1995-96	CSM @ Oklahoma (3ot) L 100-117	CSM Missouri W 76-58	CBS Kansas L 73-88	CSM Iowa State L 65-75
	CSM @ Iowa State L 59-74	ESPN @ Kansas L 71-81	CSM Oklahoma W 76-80	CSM *Iowa State L 60-62
	ESPN @ Kansas L 71-81	CSM *Iowa State L 60-62	ESPN #Tulane W 90-78	ESPN #St. Joseph's W 60-56
1996-97	ESPN Old Dominion W 72-66	ESPN2 Cincinnati L 73-84	CSM @ Colorado L 73-79	ESPN Missouri W 76-53
	CSM @ Oklahoma L 77-84	CSM @ Kansas (ot) L 77-82	CSM @ Texas Tech L 74-87	ESPN2 @ Kansas State L 53-61
	CSM @ Iowa State (ot) W 74-69	ABC Kansas L 65-85	CSM *Missouri L 72-78	
1997-98	ESPN2 @ Tulsa L 68-85	ESPN2 @ Hawaii L 62-87		
ESPN @ Kansas L 76-96	Big 12 TV Colorado W 87-72	Big 12 TV Oklahoma W 53-43	Big 12 TV @ Texas L 91-105	Big 12 TV Iowa State W 63-49
ABC Kansas L 71-82	Big 12 TV Kansas State L 63-69	ESPN @ Iowa State W 70-62	Big 12 TV *Baylor W 65-46	Big 12 TV *Kansas L 59-91
Big 12 TV *Arkansas L 65-74				
1998-99	Big 12 TV Texas L 76-89	Big 12 TV @ Baylor W 68-55	Big 12 TV Colorado W 72-55	Big 12 TV Missouri W 69-61
Big 12 TV @ Kansas W 64-59	ESPN Iowa State W 59-57	ESPN @ Texas Tech L 68-73	Big 12 TV Texas A&M W 87-68	Big 12 TV *Texas Tech W 69-50
Big 12 TV *Kansas L 53-77				
1999-2000	ESPN2 vs. Arizona L 59-80	Big 12 TV @ Kansas L 82-97	Big 12 TV @ Texas L 55-82	Big 12 TV Missouri L 78-84
ESPN2 Oklahoma L 54-62	ESPN Oklahoma State L 55-94	Big 12 TV Kansas L 58-83	Big 12 TV Colorado W 69-64	Big 12 TV @ Texas A&M L 76-83
Big 12 TV *vs. Baylor L 55-63				
2000-01	Metro Sports UMRC L 71-82	Sunshine @ Miami W 72-64	MSC Minnesota (ot) L 70-74	Mizzou SN @ Missouri L 66-68
Big 12 TV Texas W 80-67	Big 12 TV @ Kansas L 62-84	Big 12 TV Iowa State L 59-60	Big 12 TV @ Oklahoma L 66-77	Big 12 TV Kansas State W 63-61
Fox SW @ Baylor L 58-69	Big 12 TV Colorado (ot) W 87-82	ABC Kansas L 74-78	Big 12 TV @ Iowa State L 73-86	Big 12 TV *Kansas State L 58-62
2001-02	KMTV @ Creighton L 70-76	Big 12 TV @ Missouri L 53-60	Jayhawk TV @ Kansas L 57-96	Sooner TV Oklahoma L 51-78
Big 12 TV Texas L 66-77	Big 12 TV Iowa State (ot) W 86-84	Big 12 TV Kansas State W 99-82	Big 12 TV @ Iowa State L 79-85	CBS Kansas L 87-88
Big 12 TV *Colorado L 60-67				
2002-03	ESPN2 @ South Florida L 60-65	Gopher SN Minnesota W 80-60	KMTV Creighton L 73-81	Big 12 TV @ Kansas L 59-92
Big 12 TV @ Iowa State L 61-71	Mizzou SN Missouri L 56-63	ESPN Kansas L 51-81	Tech SN @ Texas Tech L 49-75	OSU SN Oklahoma State L 70-77
Big 12 TV Texas L 63-75	Big 12 TV @ Missouri L 50-67	Wildcat SN Kansas State W 68-61	Cyclone SN Iowa State W 69-61	Sooner SN @ Oklahoma L 51-76
Big 12 TV *Missouri L 61-70				
*-Conference Tournament; I--NCAA Tournament; #-National Invitation Tournament; \$--TTU later forfeited game				

INTRODUCTION

OUTLOOK

PLAYERS

COACHES

STAFF

OPPONENTS

REVIEW

RECORDS

HISTORY

215

The Last time

INTRODUCTION

OUTLOOK

PLAYERS

COACHES

STAFF

OPPONENTS

REVIEW

RECORDS

HISTORY

A Player . . .

Scored 30 points:

Nebraska—31, Tyronn Lue at Colorado, Feb. 21, 1998
Opponent—33; Devin Brown, UT-San Antonio, Nov. 28, 2001

Scored 40 points:

Nebraska—42, Eric Platkowski vs. Oklahoma, March 11, 1994
Opponent—43, Harold Miner, USC, Nov. 25, 1991

Hit 90 percent of field goal attempts (min. 9 att.):

Nebraska—1,000, Mikki Moore, at Nevada, March 18, 1997 (9-9) (NIT)
Opponent—900, Marcus Fizer, Iowa State, Feb. 12, 2000 (9-10)

Hit 100 percent of free throw attempts (min. 10 att.):

Nebraska—11-11, Jake Muhleisen vs. Kansas State, Feb. 9, 2001
Opponent—11-11, Jason Daisy, Northern Iowa, Feb. 13, 1997*

Made 10 or more field goals:

Nebraska—11, Andrew Drevo, at Oklahoma, March 4, 2003
Opponent—10, Brandon Mouton, Texas, Feb. 15, 2003

Attempted 20 or more field goals:

Nebraska—20, Nate Johnson, vs. Colorado, Jan. 18, 2003
Opponent—22, Andre Emmett, Texas Tech, Feb. 5, 2003

Made five or more three-pointers:

Nebraska—5, Brian Conklin, at Baylor, Feb. 22, 2003
Opponent—6, Ricky Clemons, Missouri, Feb. 18, 2003

Had 15 or more rebounds:

Nebraska—16, John Turek, vs. Denver, Jan. 4, 2003
Opponent—16, Stephane Pelle, Colorado, Feb. 5, 2002

Had 10 or more assists:

Nebraska—10, Jake Muhleisen, vs. Minnesota, Dec. 8, 2002
Opponent—12, Aaron Miles, Kansas, Feb. 24, 2002

Had five or more blocked shots:

Nebraska—5, John Turek, vs. Minnesota, Dec. 8, 2002
Opponent—5, Arthur Johnson, Missouri, March 13, 2003

Had five or more steals:

Nebraska—5, Brennon Clemmons, vs. Missouri, March 13, 2003
Opponent—5, Jamaal Tinsley, Iowa State, March 3, 2001

A Team . . .

Scored 100 or more points:

Nebraska—100, at Oklahoma, Jan. 13, 1996
Opponent—101, Texas Christian, March 15, 1999 (NIT)

Scored 40 or fewer points:

Nebraska—39, vs. Kansas State, March 7, 1984
Opponent—39, Air Force, Dec. 8, 1962

Had three or more 20-point scorers:

Nebraska—vs. Oregon, Nov. 25, 1995 (Jaron Boone, 30; Tyronn Lue, 30; Erick Strickland, 20)
Opponent—at Texas, Jan. 21, 1998 (Chris Mihm 29, Luke Axtell 25, Kris Clack 22)

Had three players with 10 rebounds:

Nebraska—vs. Texas Tech, Jan. 19, 2000 (Steffon Bradford, 16; Kimani Ffriend, 12; Louis Truscott, 11)
Opponent—at Kansas, Jan. 9, 2002 (Nick Collison, 13; Drew Gooden, 12; Wayne Simien, 10)

Had three players with double-doubles:

Nebraska—vs. Texas Tech, Jan. 19, 2000 (Steffon Bradford, Kimani Ffriend, Louis Truscott)
Opponent—at Kansas, Jan. 9, 2002 (Nick Collison, Drew Gooden, Wayne Simien)

Shot 70 percent from the field:

Nebraska—.723, vs. UNC Wilmington, Dec. 5, 1997 (34-47)
Opponent—.723, vs. Kansas, Feb. 2, 1985 (34-47)

Shot 60 percent from the field:

Nebraska—.619, vs. Kent State, Dec. 21, 2000 (26-42)
Opponent—.604, at Iowa State, Feb. 16, 2002 (32-53)

Shot 90 percent from the free-throw line:

Nebraska—.900, vs. Missouri, Jan. 6, 2001 (9-10)
Opponent—.929, vs. Texas A&M, Jan. 15, 2003 (13-14)

Attempted 40 or more free throws:

Nebraska—42, vs. Denver, Jan. 4, 2003 (24-42)
Opponent—43, Iowa State, March 3, 2001 (35-43)

Attempted 10 or fewer throws:

Nebraska—7, at Baylor, Feb. 22, 2003 (4-7)
Opponent—9, vs. Iowa State, Feb. 25, 2003 (6-9)

Made five or fewer throws:

Nebraska—4, at Baylor, Feb. 22, 2003 (4-7)
Opponent—4, vs. Missouri, Feb. 18, 2003 (4-7)

Made 10 or more three-pointers:

Nebraska—10, vs. Missouri, March 13, 2003 (10-33)
Opponent—10, at Missouri, Feb. 22, 2003 (10-27)

Did not make a three-pointer:

Nebraska—0, at Colorado State, Dec. 12, 1998
Opponent—0, Toledo, Nov. 24, 1995

Had 60 or more rebounds:

Nebraska—60, vs. Oral Roberts, Dec. 22, 1999
Opponent—62, at Colorado, Feb. 15, 1975

Had 30 or more assists:

Nebraska—35, vs. Northeastern Illinois, Dec. 21, 1994
Opponent—30, at Iowa State, Feb. 3, 1993

Had 15 or more steals:

Nebraska—15, vs. Oklahoma State, Feb. 7, 2001
Opponent—15, Oklahoma State, Feb. 7, 2001

Had 10 or more blocks:

Nebraska—11, vs. Texas A&M, Feb. 27, 1999
Opponent—15, at Colorado, March 8, 2003

Had 20 or more turnovers:

Nebraska—20, at Oklahoma, March 4, 2003
Opponent—20, vs. Centenary, Nov. 21, 2002

Had 10 or fewer turnovers:

Nebraska—10, vs. Kansas State, Feb. 25, 2003
Opponent—8, at Baylor, Feb. 22, 2003

Nebraska defeated a ranked team:

No. 20/17 Minnesota, Dec. 8, 2002

Nebraska defeated a top five team:

No. 3 Missouri, March 12, 1994 (98-91) (B8T)

Nebraska defeated a ranked team on the road:

No. 24 Kansas, Feb. 10, 1999

Nebraska won at least five straight games:

6, Games 1-6, Nov. 20, 2001 to Dec. 8, 2001

Nebraska won at least 10 straight games:

10, Games 3-12 in 1994-95, Nov. 27-Dec. 31, 1994

ABOUT NEBRASKA



40
03-04
NEBRASKA
03
06
BASKETBALL

N

Husker Century

THROUGH THE DECADES

Entering its 108th year of Husker basketball, Nebraska is looking to build on two of the strongest decades in school history. Nebraska has averaged more than 17 wins per season over the past 15 years, making 10 postseason tournaments in that span.

1897-1906


Nebraska posted a 59-26 (.694) record in its first decade of basketball, including three perfect seasons. In those 10 years, the Huskers were coached by Frank Lehmer, T.P. Hewitt, E. Berry, Fred Morrell, Walter Hiltner and R.G. Clapp.

1907-16

The last five teams of the Huskers' second decade all posted winning records. The 1911-12 team (below) won the school's first Missouri Valley Conference title and then repeated as champs in 1912-13 and 1913-14.

1917-1926

Nebraska fashioned its first-ever 20-win season in 1919-20, finishing 22-2 and setting a school record for wins that stood until 1990-91. During the decade, Nebraska was 111-71 (.610) and had six winning campaigns.



"We are in this to win a national championship. We will win a national championship in basketball at Nebraska."

■ Barry Collier Head Coach At Hiring Press Conference



1927-1936

NU opened the decade in the Nebraska Coliseum, but didn't have much of a home-court advantage, finishing under .500 at home in 1925-26. In 1928-29, Nebraska joined Missouri, Kansas, Kansas State, Iowa State and Oklahoma to form the Big Six Conference.

1937-1946

Nebraska's record of 65-120 (.351) in the decade was its worst ever. Twice, in 1943-44 and 1944-45, the Huskers mustered only two wins. Sid Held and Don Fitz earned first-team All-Big Six honors in 1940-41.

1947-1956

The Huskers were 102-141 (.420) in the decade. However, the 1948-49 team tied for first in the Big Seven Conference and beat Oklahoma to advance to the NCAA District Tournament. Claude Retherford was a first-team All-Big Seven pick that season and led the team in scoring. In 1949-50, Bus Whitehead earned first-team all-conference honors as NU tied Kansas and Kansas State for the Big Seven title.

1967-1976

Nebraska finished above .500 for the decade with a 147-111 (.570) record. Marvin Stewart became the first player to average 20 points in a season in 1970-71. The Huskers closed out the decade with a third-place Big Eight finish in 1975-76 and said goodbye to the Nebraska Coliseum. Jerry Fort earned three straight first-team all-conference awards from 1974 to 1976.

1977-1986


The Cornhuskers posted a 175-119 (.595) record in the decade, including a 15-14 ledger in 1976-77, the first season at the Bob Devaney Sports Center. In 1977-78, the Huskers earned their second postseason tournament bid and first since 1966-67, advancing to the second round of the NIT. NU posted 20 wins twice during the decade (1977-78, 1982-83).

1997-Present

Nebraska has continued its success while starting its second century of play. The Huskers have added a pair of 20-win seasons to bring Nebraska's total to 11 in history, and six in the past 15 years. NU was also one of just 15 schools to appear in nine consecutive postseason tournaments from 1991 to 1999.

1987-1996

The Huskers enjoyed their most successful decade, winning 20-or-more games five times. Nebraska advanced to the NCAA Tournament four times, won its first-ever Phillips 66 Big Eight Tournament trophy in 1993-94 and captured the NIT Championship in 1995-96. For the decade NU was 185-131 (.585).



N


Magical Experience

HUSKER GAME DAY

Through 27 seasons in the Bob Devaney Sports Center, fans have created an intimidating environment for opponents. The Huskers own an all-time record of 317-100 (.760) in the building, including a 188-27 (.874) mark vs. non-conference opponents. Nebraska, which is 154-50 (.755) at home since the start of the 1990-91 season, will continue to have an intimidating home-court advantage behind the support of the "Red Zone" student section.

Husker Facts

- NU is one of seven NCAA Division I institutions with 1,000 or more all-time basketball wins and more than 700 all-time football wins.
- The Big 12 Conference had six schools rank in the top 35 nationally in attendance in 2002-03. Each of the past two years the Big 12 has had two representatives in the NCAA Final Four.
- The Huskers have defeated a ranked opponent at home in 11 of the past 13 seasons.



More than 1.8 million fans packed the Devaney Center during the 1990s to watch Nebraska basketball. After receiving \$7.9 million in improvements (including HuskerVision screens) in 1999, the 13,595-seat Bob Devaney Sports Center is one of the best venues in the Big 12 and the nation.



"Nebraska athletics are very important to the state and the people of Nebraska do an outstanding job of supporting our basketball team. Our crowd gives us a distinct home-court advantage, with their enthusiasm, especially in conference games. They get us energized to play well."

■ Andy Markowski Former Forward, 1996-99



The award-winning Nebraska Yell Squad and Big Red Express band lead the Devaney Center's 13,595 faithful on game day, helping to create a memorable game-day atmosphere that is enjoyed by Husker fans of all ages.



N

NBA Pipeline

HUSKERS IN THE PROS

Nebraska players have enjoyed significant professional success following their careers as Huskers.

NU has had 24 players drafted by the National Basketball Association, including three first-round picks during the 1990s.

At least four Huskers will be on opening-day rosters this year – Tyronn Lue, Eric Piatkowski, Mikki Moore and Erick Strickland.

During his career, Erick Strickland (right) has averaged more than six points and three assists per game playing for the Dallas Mavericks, New York Knicks, Vancouver Grizzlies, Boston Celtics and Indiana Pacers. He signed with the Milwaukee Bucks in the off-season.



Tyronn Lue won a pair of NBA Championships with the Los Angeles Lakers before signing to play with the Washington Wizards and Michael Jordan. Lue averaged a career-high 8.6 ppg with 3.5 apg in 75 games for the Wizards last year before signing with the Orlando Magic in the off-season. Lue was originally drafted 23rd in the 1998 NBA Draft by the Denver Nuggets, but was immediately traded to the Los Angeles Lakers.





Husker Draft Facts

- Nebraska has had 24 players drafted by the National Basketball Association.
- In the 1990s, Nebraska had three first-round selections in the NBA Draft. Rich King was the 14th selection in 1991, Eric Piatkowski was picked 15th overall in 1994 and Tyronn Lue was selected 23rd in 1998.

"The Nebraska program from top to bottom was first class. My four years in Lincoln were some of the best years of my life. I enjoyed the experience athletically and academically."


■ Erick Strickland Milwaukee Bucks



Mikki Moore (above) has averaged 4.7 ppg and 3.4 rpg during his four-year career, first playing with Detroit and then with San Antonio. Moore signed as a free agent with the Seattle SuperSonics in September 2003. Rich King (top right), a 1991 first-round draft pick, played center for the Seattle SuperSonics from 1991 to 1995. Dave Hoppen (top middle), Nebraska's all-time leading scorer, was drafted by the Atlanta Hawks in 1986 and was the second pick of the 1988 expansion draft by the Charlotte Hornets.



Eric Piatkowski enters his first season with the Houston Rockets after spending the past nine years with the Los Angeles Clippers. He started 238 games and scored more than 7,000 points with the Clippers, and left as the franchise's all-time leader with 738 three-pointers. Piatkowski was part of four Husker NCAA Tournament teams and is second on NU's all-time scoring list.



N

Experienced Staff

NEBRASKA COACHES

Nebraska Head Coach Barry Collier has a proven track record with more than 225 wins in 14 seasons while helping his teams to three NCAA Tournaments and three NIT berths. Ten student-athletes have earned all-conference honors under Collier, including two conference players of the year, while he has been named league coach of the year on four occasions. His staff has combined for 40 years of coaching experience, providing the Huskers with valuable knowledge and leadership on and off the floor.



Reggie Rankin
12th Year of Coaching



Doug Novsek
16th Year of Coaching



Scott Spinelli
12th Year of Coaching

Collier's Teams Have:


- Averaged nearly 17 victories per season over the last 14 years.
- Gained at least 10 conference wins four times in the past eight seasons.
- Advanced to the NCAA Tournament three times and to the NIT on three occasions.
- Produced one academic All-American and one NCAA postgraduate scholarship winner while graduating 43-of-47 seniors.
- Held opponents to 60 points or less in nearly one-third of the games with Collier on the bench.



N


Player Development

TEACHING SKILLS



Nebraska takes advantage of all its opportunities to prepare for the future. The Huskers utilize the NCAA-allowed maximum of two hours per player per week for individual workouts during the preseason. Skill enhancement continues during the regular season, as the Huskers are always working on areas such as shooting, passing, ball-handling, rebounding and defense. Coach Collier and his staff are committed to developing the complete player.

Nebraska coaches work daily throughout the preseason and regular season to produce an effective skills program for every player. Assistant coach Reggie Rankin (above left) works with the point guards, while assistant coach Scott Spinelli (top left) trains the wing players. Assistant coach Doug Novsek (above right) develops the post players while coach Collier (below) oversees the total program.



N Giving Back OUTREACH

The Nebraska basketball team gives back to the community in many ways. Husker players help mentor youths in local schools, visit children in hospitals and travel the state on the Tour of Excellence. The Huskers have also played a large part in the yearly "School is Cool" Jam and the citywide "Read to Win" program, among other local and state programs.



Husker student-athletes have participated in such programs as I've Got Heart, Team Spirit and the Tour of Excellence. Last summer, several Huskers spent a day with the families of soldiers stationed overseas at the state-wide Nebraska United salute to families of Nebraska National Guard members (above left), while also volunteering to read to children at a local recreation center. Husker athletes have also visited hospitals and retirement homes on their own time, away from the public eye.



The dedication to the community runs deep throughout the basketball program. Head Coach Barry Collier is a frequent guest speaker at clubs and organizations, including American Education Week in Omaha.



N

National Attention

THE MEDIA



Media attention is at an all-time high in college basketball, and Nebraska has been in the spotlight for the past decade. Nebraska is scheduled to make at least 10 national or regional television appearances during the 2003-04 season. The media attention is not limited to television broadcasts, as the Huskers are consistently covered by national print publications such as USA Today, Sports Illustrated, The Sporting News and Basketball Times.



Media coverage of Nebraska athletics is among the best in the country. In 2002-03, the Huskers made their second trek to Alaska for the Top of the World Classic (above). Nebraska has made trips to Hawaii or Alaska five times, as well as overseas trips to three countries, in the past 13 years. Jake Muhleisen (above right) gained international exposure for Nebraska by playing on the 2002 Big 12 All-Star squad that toured Scandinavia.



Husker Media Facts

- Nebraska has averaged more than 10 regional or national appearances in the last 10 seasons.
- The Huskers have made nine postseason trips in the last 13 seasons.
- Nebraska has traveled to Europe, Australia, Hawaii (five times), Alaska (two times) and Puerto Rico (four times) during the last 13 years.

N

Devaney Center

HOME-COURT ADVANTAGE

Named after NU's longtime football coach and athletic director, the 13,595-seat Bob Devaney Sports Center is the home to Husker men's and women's basketball, gymnastics, swimming and diving, track and field and wrestling teams. The Devaney Center has hosted numerous NCAA postseason events since its opening in 1976. Before the 1999-2000 season, the Bob Devaney Sports Center underwent \$7.9 million in renovations inside the arena and in the concourse areas.



The Nebraska locker room (above) and lounge (left) in Bob Devaney Sports Center have both been refurbished in the past two years. The Devaney Center also houses a complete weight facility (top) and the men's basketball team has its own video area (below) to review game and practice film.



Devaney Center Facts

- Nebraska has posted less than eight home victories only once (1976-77) in the 27-year history of the Devaney Center.
- Since 1990-91, only 18 schools have exited the Devaney Center with a win, including just nine that have won more than once in the building. Only three non-conference teams have won more than one game in the Devaney Center in the past 27 years.
- Over the past five years, nearly half of NU's home losses have been to ranked teams, while the Huskers have upset five ranked teams at the Devaney Center.



"The atmosphere at the Devaney Center is as good as any in the Big 12, and the addition of the HuskerVision boards has added something special that few places in the country can duplicate. When they announce the starting lineups, the sound is absolutely deafening."

■ Cary Cochran Husker Guard, 1998-2002

The main concourse of the Bob Devaney Sports Center received extensive renovations in 2000, with the addition of a Husker Hall of Honor (right) and a Husker Walk of Fame (below). The displays in the concourse areas highlight more than 100 years of Nebraska athletics and 28 years of Husker women's sports.



A timeline (left) placing Nebraska athletic events in history, along with trophy cases and memorabilia and photo displays add to a winning atmosphere.



Two HuskerVision replay screens were added inside the arena, along with hustle-stat boards and digital message boards. The new sound system, lighting system and ring of honor add to the atmosphere in the arena, as do the addition of chairback seating on the arena floor.

N

Home of Champions

NEBRASKA FACILITIES

Nebraska's facilities are top-notch across the board. Nearly every sport at Nebraska enjoys a venue that ranks among the nation's best. With a \$44.5 million athletic department budget, Nebraska is dedicated to providing its athletes with the best game-day atmosphere in every sport.



Completed in June of 2001, Hawks Field (above) and Bowlin Stadium (right) are part of a \$29.53 million baseball and softball complex that is among the best in the country.



Nebraska's Memorial Stadium is home to an NCAA-record 262 consecutive sellouts dating back to 1962. Skyboxes and an improved media facility were added in 1999 at a cost of \$36.1 million.



“There are very few special places in the world of college athletics. The University of Nebraska is at the top of that list. Nebraskans want and expect to be the very best.”

■ Steve Pederson Athletic Director



The Nebraska Indoor Track and Field facility (above) at the Bob Devaney Sports Center was given a \$2.7 million facelift in 2000, distinguishing it among the world's best. The track features a hydraulic-banked track, one of three in the nation and only seven in the world.



Home to NU's two-time national champion volleyball team, the 4,200-seat Nebraska Coliseum is one of the premiere facilities in college volleyball and gives the Huskers a definitive home-court advantage.

N

Strength of Nebraska

HUSKER POWER



Husker Power, the model strength and conditioning program in the nation, plays a large part in Nebraska's continued success. With nine full-time members, two interns, one graduate assistant, five student staff positions and one consultant, Nebraska's Performance Team is one of the most intricate strength and performance organizations in the nation. In fact, Nebraska is the only school in the nation with four strength coaches certified as Master Strength and Conditioning Coaches. The strength training facility is one of the largest in the nation and provides athletes with the latest in strength and conditioning equipment.

Nebraska's strength training facility has set the standard for weight rooms across America. Located under Memorial Stadium's west wing, the strength complex is one of the nation's largest and finest. Several other universities have expanded their weight rooms, but Nebraska is still a step ahead. NU has three weight rooms in all, including two in the Devaney Center under the instruction of Devaney Center Strength Coach Rodger DeGarmo.



To learn more about the NU Athletic Department and Husker Power visit Huskers.com.

"The University of Nebraska strength development program is the model for others in the country."

■ Phillip Hage Editor of Physician and Sports Medicine Magazine



The Nebraska basketball team utilizes all of the strength and conditioning programs available to set the bar higher every year. The Huskers condition and train throughout the off-season at the Devaney Center, taking advantage of the weight room, indoor track and swimming pool in the facility.



Three Reasons For Success

- Program - The Husker Power strength and conditioning program is individualized for each athlete. The Performance Buffet enhances performance as does the motivation and visualization program.
- Supervision - The Athletic Performance Team has nine full-time strength and conditioning specialists. The Performance Team provides a wide range of services to help athletes prepare for a successful athletic career.
- Facilities - The NU Strength Complex is recognized as the finest in the country. The Husker Power facilities also include the Bob Devaney Sports Center weight room. The Performance Buffet is also nationally recognized for improving the performance of NU's athletes. The Wayne Meylan room is used for supplements and for body composition testing.



N

A Healthy Diet

NUTRITION

Nebraska caters to the needs of athletes at home and on the road.

James Harris, the Coordinator of Sports Nutrition, works with all 23 of Nebraska's sports by educating athletes on topics such as staying hydrated, taking advantage of off-season efforts to gain lean mass or lose body fat and utilizing Nebraska's three-step nutrition system when eating at the Performance Buffet.



Making solid nutritional choices not only helps an athlete become stronger, but also enhances game-day performance.



NEBRASKA



The Nebraska Performance Buffet serves breakfast, lunch and dinner Monday through Friday for Husker student-athletes.

N

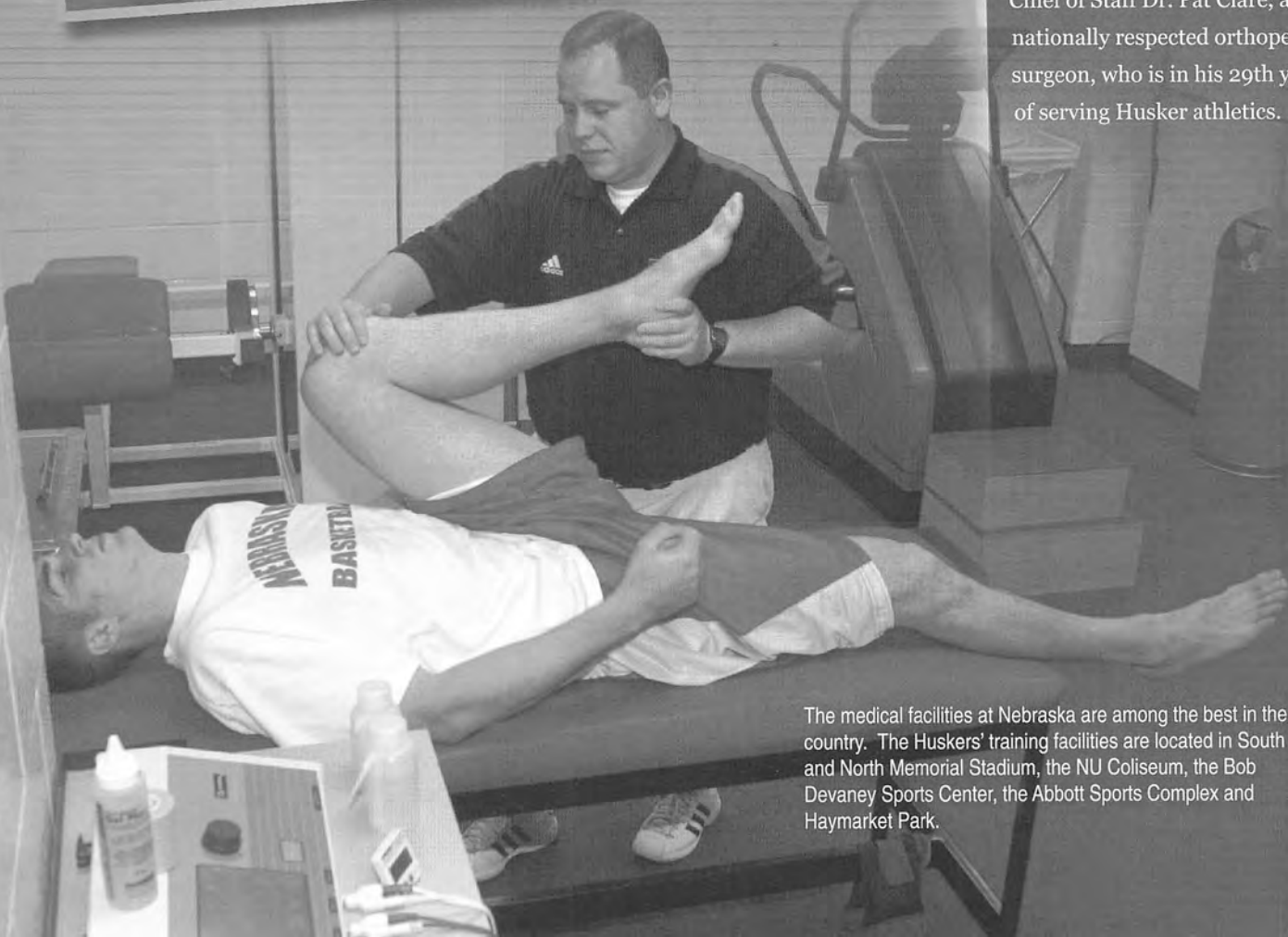
Always On Call

ATHLETIC MEDICINE



The Husker basketball team has a full-time trainer, Jose Fonseca, who travels with the team and attends every game and practice. Whether working to prevent injuries or just preparing athletes for the game, the NU Athletic Medicine staff is always on call.

Providing expert care to more than 700 Husker student-athletes, Nebraska's Athletic Medicine department has one of the most highly trained and highly skilled staffs in the country. Under the guidance of Director of Athletic Medicine Dr. Lonnie Albers and Head Athletic Trainer and Physical Therapist Jerry Weber, the 2003-04 Nebraska Athletic Medicine staff consists of five doctors, two therapist/trainers, five athletic trainers, six graduate assistant certified athletic trainers and 28 student assistant trainers. The orthopedic team is led by Chief of Staff Dr. Pat Clare, a nationally respected orthopedic surgeon, who is in his 29th year of serving Husker athletics.



The medical facilities at Nebraska are among the best in the country. The Huskers' training facilities are located in South and North Memorial Stadium, the NU Coliseum, the Bob Devaney Sports Center, the Abbott Sports Complex and Haymarket Park.

N

Academic Success

HUSKER STUDENT-ATHLETES

The success of Nebraska athletes

is not limited to the athletic arenas. More Husker student-athletes have been selected to CoSIDA Academic All-America teams than from any other school in the country, and more Huskers have earned academic all-conference honors than athletes from any other league school. NU has led the Big 12 in graduation rates in five of the conference's first seven years.


Academic All-Americans	
Nebraska	203
Notre Dame	149
M.I.T.	114
Bucknell	106
Penn St.	106
Augustana	106

All teams, all sports as of July 2003



Academic Facts

- Nebraska has the highest number of first-, second- and third-team CoSIDA Academic All-Americans in the nation with 203, 54 more than any other school. Nebraska has seen 107 of those earn first-team honors, including 56 since 1990.
- Husker student-athletes have earned 14 NCAA Today's Top Eight Awards, more than any other school. The football team has nine honorees, the most of any individual sport in the nation.
- The NU program received the Champs/Life Skills Program of Excellence Award in 1998-99 as presented by the Division I-A Athletic Directors.



Nebraska has been tabbed one of 36 flagship universities and is considered one of the best values among the nation's colleges and universities by the Centers for Studies in College Enrollment.

"The combination of a world-class university and Big 12 basketball is an incredible opportunity for our student-athletes. Truly, we offer the best of both worlds."

■ Barry Collier Nebraska Head Coach



The Nebraska men's basketball team was one of three finalists for the 2003 Herman Award, given to the Nebraska men's and women's teams with the highest team grade-point average. It was the first time in the nine-year history of the award that the men's basketball team was a finalist, after recording a team GPA over 3.0.



John Robinson II (left) received his degree in 2003, bringing the total number of seniors who have graduated while playing under Coach Collier to 43 over 14 years.

The Nebraska

Academic Experience:

From the day student-athletes decide the University of Nebraska is the right place to be, the athletic academic counseling unit provides personal support, academic support and professional development to ensure that student-athletes will get the most out of their years as Huskers.

Step 1: Professional Development Counseling at NU

Career Exploration

Knowing that less than 1 percent of all collegiate athletes advance to professional sports, Nebraska pioneered a comprehensive Career Counseling Program for student-athletes in 1988. This program has been modeled by many other NCAA institutions and is now a component



of the NCAA Life Skills

Program. The exploration phase has programs designed to help with career selection and clarification. These programs include: interest inventories, Nebraska Career Information System (an interactive computerized career guidance program), monthly career nights, career fairs, shadowing experiences, internships and cooperative education.

Career Planning

An important aspect of preparing for a career is the teaching of job-development skills. At Nebraska, methods are taught to improve these skills, including resume development, cover-letter writing, job search strategies, interviewing skills, and graduate, law and medical school placement assistance.

Career & Graduate School Placement

Assistance is provided in securing full-time employment upon graduation. Both the University Career Services office and Alumni office play an instrumental role in the placement process. Guidance is also provided for those with plans for graduate education. Student-athletes have access to graduate career fairs, test preparation, applications workshops and postgraduate scholarships.



Academic Support

HUSKER STUDENT-ATHLETES

Featuring one of the most innovative and comprehensive academic support systems in the country, Nebraska is dedicated to helping its student-athletes become outstanding leaders in their chosen field. The athletic support team is comprised of 11 full-time staff members and tutorial staff addressing all subject areas.



The Hewitt and Boekel Academic Centers house Nebraska's academic counselors and refurbished 51-terminal computer lab. Nebraska is committed to being a national leader in advancements in learning and technology.

Step 2: Academic Guidance Education Assessments

During new student-athlete orientation, the academic staff administers a variety of educational assessments to student-athletes to better determine academic strengths and areas for improvement. The results help counselors and athletes to develop a personalized academic support team.

Tutorial Support

One of Nebraska's largest and perhaps most beneficial support services for student-athletes is the Tutorial Program. Mentor tutors and subject tutors assist student-athletes in making successful transitions into college, while experiencing academic success.



Supplemental Instruction

A sub-component of the tutorial program, this program is effective in helping student-athletes get adjusted to college academics, while enhancing academic self-esteem and study skills.

Academic Supervision

Counselors monitor daily progress of student-athletes and receive feedback from faculty regarding course progress and status. Counselors monitor athletic eligibility and work cooperatively with faculty advisers to develop a graduation timeline.

Computer Resources

State-of-the-art software programs in the newly expanded Hewitt Center 51-terminal computer lab allow students to become more efficient and productive. The lab features both IBM and Macintosh computers complete with laser-jet printers. Students can also access laptop computers for extended away competitions.

In order to monitor the academic and graduation progress of Husker student-athletes, the counselors dedicate extensive time toward academic supervision.



NU student-athletes who continue with graduate school received more than \$81,000 in postgraduate scholarship money in 2002.

"One of the most impressive characteristics of Nebraska's academic support system is that counselors are not only there to support you, but they will go the extra mile to make sure that every student-athlete excels and becomes the best they can possibly be."

■ Dennis Leblanc NU Associate A.D./Academics

KNOWLEDGE IS POWER



23.3A



Eight members of the men's basketball team were among the nearly 250 student-athletes honored at the 2003 Academic Awards Banquet, including the female student-athlete of the year, Laura Pilakowski, and male student-athlete of the year, Jeff Leise.

Step 3: Personal Support Student-Athlete Orientation

The Hewitt Center coordinates an annual New Student-Athlete Orientation program aimed at helping student-athletes experience a smooth transition into college life.

NCAA Life Skills Program

Student-athletes receive expert education and intervention regarding personal and social issues. Campus administrators, national experts and former student-athletes share information and insights to assist student-athletes in making responsible decisions. During the 1998-

99 year, Nebraska was one of seven schools to receive the Program of Excellence award in recognition of creative and comprehensive Life Skills programming efforts.

Personal Counseling

Counseling staff members provide student-athletes with a supportive and caring environment. Areas addressed within personal counseling include: transitional issues, stress management, academic focus and personal crisis intervention. Referrals are also made to professionals at the University Health Center.

Multi-Cultural Support

This program is designed to enhance cultural awareness for all student-athletes to help build a supportive, caring environment while learning about different cultural backgrounds.

Student-Athlete Advisory Board

Student-athletes from every sport meet regularly with athletic department administrators in order to be included on all decisions affecting their personal, academic and professional development. The Board was recognized by *College Athletic Management* magazine as the top student organization in the nation and has been a model for many other universities.

Husker Outreach Program

Involvement in the award-winning Husker Outreach Program gives Husker student-athletes the opportunity to make a positive impression on youth, while the student-athletes further develop their own leadership and interpersonal skills. Through Ventures in Partnership activities, National American Education Week and the "School is Cool" Jam sessions, more than 100,000 youth statewide hear motivational and inspirational messages.



N

Leading The Way

UNIVERSITY OF NEBRASKA

As one of the nation's premier public institutions, the University of Nebraska-Lincoln is committed to undergraduate learning and world-class research. In early 2001, UNL was named to a national list of 16 schools that serve as a role model for other institutions by the Association of American Colleges and Universities. Quality instruction is emphasized in UNL's 147 undergraduate majors, which are spread through UNL's nine undergraduate colleges.

*2001, Association of American College and Universities



As well as producing national champions on the football field and other athletic arenas, the University of Nebraska provides national championship-level instruction in the classroom. In April of 2003, junior journalism major Juanita Page (bottom) from Omaha claimed a national title at the 26th Annual American Forensics Association National Individual Events Tournament. Page finished first in the program of oral interpretation of literature.

Nebraska's Teachers College school psychology, vocational education, elementary education and speech pathology programs were all ranked among the top 20 programs in the nation by U.S. News & World Report in 1999.



The University of Nebraska was chartered by the Nebraska Legislature in 1869 as the state's public university and land-grant institution. Founded in Lincoln, the University of Nebraska was expanded in 1968 into a state educational system now comprising four campuses under the guidance of a Board of Regents and a central administration.



UNIVERSITY OF
Nebraska

To learn more about the University of Nebraska visit unl.edu.

"I can honestly say that I do not remember a time when the prospects for enhancing the academic quality or reputation of this University were brighter."

■ Harvey Perlman UNL Chancellor

The University of Nebraska campus is home to the nationally renowned Sheldon Memorial Art Gallery and Sculpture Garden, the Christlieb Collection of Western Art and the Lied Center for Performing Arts. The University of Nebraska State Museum boasts a world-class fossil collection. Love Library (right) underwent a \$12.8 million renovation, which was completed in the Spring of 2002.



Famous Nebraska Alumni

- George W. Beadle
Class of 1926, Geneticist
Genetic pioneer earned 1958 Nobel Prize
- Warren E. Buffett
Class of 1951, Financier
Chairman & CEO of Berkshire Hathaway Inc.
Second on Forbes 400 List
- Johnny Carson
Class of 1949, Entertainer
Host of NBC's Tonight Show, 1962-92
- Willa Cather
Class of 1895, Author
1923 Pulitzer Prize winner for One of Ours
- Harold E. Edgerton
Class of 1925, Inventor
Inventor of strobe light for high-speed photography
- Barbara Hendricks
Class of 1969, Opera Singer
Internationally acclaimed lyric soprano
- Leta Stetter Hollingworth
Class of 1906, Educ. Psych.
Founder of first school for gifted children
- Bob Kerrey
Class of 1966, Political Leader
Former presidential candidate
U.S. Senator, 1988-2000
- Gen. John J. Pershing
Class of 1893, Military Strategist
American Expeditionary Forces Commander in WWI



The \$30 million George W. Beadle Center for Genetics and Biomaterials Research (below) provides a new focus for research and development in biotechnology, biochemistry, biological materials and chemical engineering and related fields.



The Esther L. Kauffman Academic Residential Center (above) was completed in May of 2001 and houses the J.D. Edwards Honors Program in Computer Science and Management.



N

All-American City

LINCOLN

Featuring the advantages of an urban setting, the Star City is only minutes away from the scenic beauty and wide open spaces of America's Heartland. Living in Lincoln enables one to enjoy the benefits of life in a city, while residing in a community that consistently lists one of the lowest crime rates in the nation among cities its size.

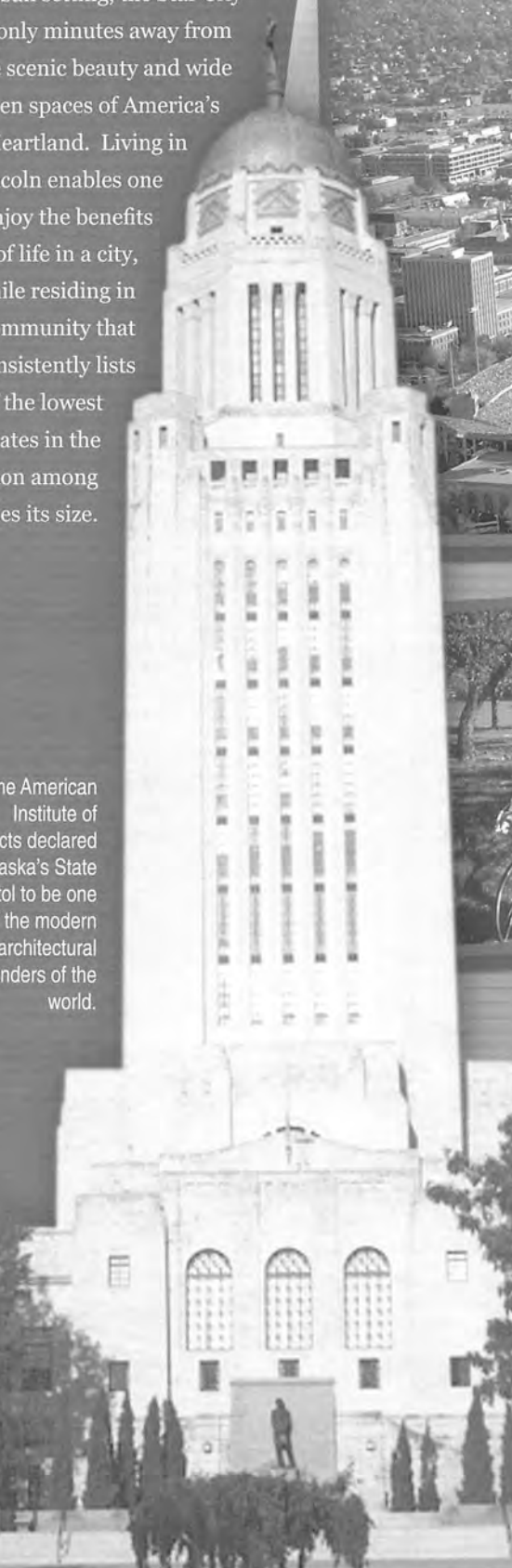
The American Institute of Architects declared Nebraska's State Capitol to be one of the modern architectural wonders of the world.



Nebraska's capital city, Lincoln has more than 6,000 acres of parks, including 10 lakes, 11 municipal swimming pools, more than 80 miles of biking and hiking trails and 10 public golf courses. Lincoln also features eight live stage theaters and 16 art museums and galleries.



Lincoln's population of 225,000 makes it the second-largest city in the Big 12 Conference. July Jamm, left, is one of many festivals annually in Lincoln. In addition, Lincoln is becoming a frequent stop for national and regional concerts and performances.



N

The Good Life

THE STATE OF NEBRASKA

Nebraska's largest city is Omaha (right) with a population of 716,998, which is less than an hour's drive from Lincoln. Omaha is home to the AAA Omaha Royals, the NCAA College World Series (below), the world-renowned Henry Doorly Zoo and the Strategic Air Command Museum (below).



Nebraska features some of the best golf courses not only in the Midwest, but in the world. Sand Hills Golf Club (above) was recently named as the No. 1 course built since 1960 by Golf Digest. Nebraska has more than 175 golf courses in all.

Relax, play or fish in the 23,000 miles of rivers and streams or the 250 public lakes and reservoirs that make up the state of Nebraska. Lake McConaughy (right) features 100 miles of Caribbean-like white beaches.

Nebraska residents truly live "The Good Life." The state features major metropolitan areas, including Lincoln and Omaha, which is the telecommunications capital of the nation, and plenty of history as well. The state also features a diverse landscape ideal for those who enjoy the great outdoors, whether it be hiking, biking, hunting or fishing. Located in the heart of the nation's heartland, Nebraska is centrally located and just a few hours from Chicago, Denver and Kansas City.

Prominent People With Nebraska Ties

- **Grover Cleveland Alexander** (1887-1950) *
Major League Baseball
Hall of Fame Pitcher
- **Richie Ashburn** (1927-1997) *
Major League Baseball
Hall of Fame Outfielder
- **Fred Astaire** (1897-1987) *
Academy & Emmy Award Winner
- **Marlon Brando** (1924-) *
Academy Award-Winning Actor
- **Dick Cheney** (1941-) *
Vice-President of the United States
- **Henry Fonda** (1905-1982) *
Academy Award- and Tony Award-Winning Actor
- **Gerald R. Ford Jr.** (1913-) *
U.S. President & Vice President
- **Bob Gibson** (1935-) *
Major League Baseball
Hall of Fame Pitcher
- **Clifford Hardin** (1915-) #
U.S. Secretary of Agriculture
- **Williams Jennings Bryan** (1860-1925) #
Three-time Presidential Candidate
- **Peter Kiewit** (1900-1979) *
Construction Magnate & Philanthropist
- **Malcolm X** (1925-1965) *
Civil Rights Activist
- **Nick Nolte** (1941-) *
Academy Award Nominee
- **Alexander Payne** (1961-) *
Award-winning director of "About Schmidt" and "Election."
- **Gale Sayers** (1943-) *
National Football League
Hall of Fame Running Back
- **Lawrence Welk** (1903-1992) #
Band-Leader and TV Personality

*Born in Nebraska #Lived in Nebraska

N

National Powers

HUSKER ATHLETICS

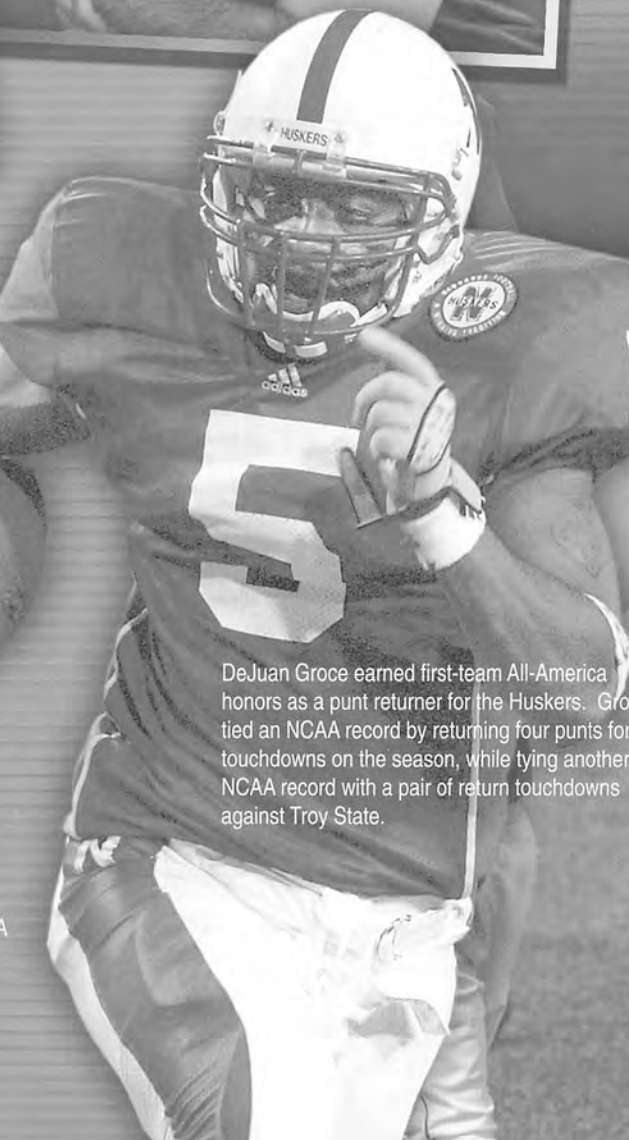
One of the nation's premier athletic programs, Nebraska is dedicated to and successful in all 23 of its varsity sports. Nebraska has never finished outside the top 25 in the NACDA Director's Cup all-sport standings. Under the leadership of Athletic Director Steve Pederson, Nebraska continues to build on its tradition with each season. Nebraska has won 20 team national titles since 1970.

Athletic Notes

- Nebraska ranked among the top 25 in 13 of its 23 varsity sports in 2002-03.
- Nebraska played host to NCAA Championship events in volleyball, baseball, softball, women's gymnastics, track and field and women's golf in 2002-03. The Bob Devaney Sports Center was the site of 2003 NCAA Women's Gymnastics Championships.
- Nebraska's athletic teams took home conference titles in volleyball, baseball, soccer, women's gymnastics and men's indoor track and field.
- The Huskers earned seven CoSIDA Academic All-America awards in 2002-03.

Greichaly Cepero, Amber Holmquist and Laura Pilakowski earned All-America honors while leading the Nebraska volleyball team back to the NCAA Tournament quarterfinals for the third consecutive season.

Justin Ruiz (below) earned All-America honors for the second straight season at 197 pounds to help the Husker wrestling team to a 13th-place finish at the NCAA Championships.



DeJuan Groce earned first-team All-America honors as a punt returner for the Huskers. Groce tied an NCAA record by returning four punts for touchdowns on the season, while tying another NCAA record with a pair of return touchdowns against Troy State.

"I can't go without saying how impressed I am by the Nebraska fan base. Whether it be for women's volleyball or football, there's nothing like the Big Red."

■ George W. Bush President of the United States

Junior Steven Friedman finished fifth on the parallel bars to earn All-America honors for the Nebraska men's gymnastics team in 2003.



Carl Myerscough threw the shot put 71-11 to earn an outdoor national title, his third NCAA title as a Husker. Myerscough also helped NU to the Big 12 indoor title, winning the shot put.



The Nebraska softball team earned its ninth consecutive bid to the NCAA Tournament. The Huskers climbed as high as No. 3 in the national rankings during the regular season.




The Husker baseball team advanced to NCAA Regionals for the fifth consecutive year and won the Big 12 regular-season title for the second time in the past three seasons. First baseman Matt Hopper was named the Big 12's Player of the Year and Aaron Marsden was named the league's pitcher of the year.

N


Big 12 Domination

HUSKER ATHLETICS

Since the inception of the Big 12 Conference in 1996, the Huskers have dominated the league in almost every sport. Nebraska has claimed the Big 12 Conference's All-Sports title in five of the league's seven years. In 2002-03 NU won five Big 12 titles. Nebraska has won 43 football conference titles and joins Oklahoma as the only teams in the Big 12 Conference to win more than one football championship ring.



Alexa Johnson earned honorable-mention All-Big 12 honors while ranking among the league's top players in both scoring and rebounding as a junior.



Junior Nate Johnson was one of two players, along with junior Andrew Drevo, to earn honorable-mention All-Big 12 honors and Big 12 Newcomer-of-the-Week accolades.




NCAA all-around and floor exercise champion Richelle Simpson helped the Husker women's gymnastics team finish fourth nationally after advancing to the Super Six Finals for the fifth consecutive year.



"We've never offered this many sports and had this much success and had as good of facilities and as good of support as we do now."

■ Tom Osborne Congressman and College Football Hall of Fame Coach



Led by two-time Big 12 Conference Player-of-the-Year Christine Latham, Nebraska made its seventh straight trip to the NCAA Tournament's round of 16 in 2002.

Ineta Radevica won the NCAA outdoor title in the triple jump with a school-record leap of 45-8 1/2. Radevica helped the NU women to a fifth-place finish at nationals.



Senior Sarah Sasse became Nebraska's first-ever first-team All-American in women's golf. The Lincoln native was also named the Big 12 Golfer of the Year, while leading the Huskers to a 22nd-place finish at the NCAA Championships.



N

2003-04 Huskers

TV/RADIO ROSTER



1 Jason Dourisseau
6-5, 195, So., G
Omaha, Neb.



3 Charles Richardson Jr.
5-8, 155, Fr., G
Maywood, Ill.



4 Nate Johnson
6-1, 195, Sr., G
Kansas City, Kan.




5 Shuan Stegall
6-6, 215, Fr., G/F
Stone Mountain, Ga.



10 Marcus Neal Jr.
6-0, 175, Jr., G
Annapolis, Md.



11 Wes Wilkinson
6-9, 205, So., F
Grand Island, Neb.



12 Jake Muhleisen
6-4, 200, Jr., G
Lincoln, Neb.



15 Bronsen Schliep
6-7, 205, So., F
Fairfield, Neb.



20 Brian Conklin
6-11, 230, Sr., F
Hubbard, Ohio



21 Corey Simms
6-5, 205, Jr., G
St. Louis, Mo.



23 James Reynolds
6-2, 180, Fr., G
Los Angeles, Calif.



25 Adam Bohac
6-1, 180, Sr., G
Kimball, Neb.



31 Bob Kempf
6-10, 220, Fr., C
Shickley, Neb.



44 John Turek
6-9, 240, Jr., F
Council Bluffs, Iowa



45 Tony Wilbrand
6-10, 250, So., C
Alliance, Neb.



50 Andrew Drevo
6-8, 250, Sr., F
Lincoln, Neb.



Barry Collier
Head Coach




Reggie Rankin
Assistant Coach



Doug Novsek
Assistant Coach



Scott Spinelli
Assistant Coach



DEVANEY
LOCKER ROOM

03-04
NEBRASKA
BASKETBALL



DEVANEY
PLAYER LOUNGE




DEVANEY
WEIGHT ROOM

Nov. 10	Alaska-Fairbanks (Exh.)	Devaney Center	7:05 p.m.
Nov. 14	Athletes in Action (Exh.)	Devaney Center	7:05 p.m.
Nov. 22	Fairleigh Dickinson	Devaney Center	7:05 p.m.
Nov. 29	Eastern Michigan	Devaney Center	7:05 p.m.
Dec. 3	Arizona State	Devaney Center	7:05 p.m.
Dec. 6	South Florida	Devaney Center	2:05 p.m.
Dec. 8	Delaware State	Devaney Center	7:05 p.m.
Dec. 10	@ Creighton	Omaha, Neb.	7:05 p.m.
Dec. 13	Tennessee	Devaney Center	2:05 p.m.
Dec. 20	Bethune-Cookman	Devaney Center	7:05 p.m.
Dec. 22	Lipscomb	Devaney Center	7:05 p.m.
Dec. 29	@ Minnesota	Minneapolis, Minn.	7 p.m.
Jan. 6	St. Francis (Pa.)	Devaney Center	7:05 p.m.
Jan. 10	@ Iowa State XII	Ames, Iowa	7 p.m.
Jan. 14	Colorado XII	Devaney Center	7:05 p.m.
Jan. 17	@ Texas XII	Austin, Texas	12:30 p.m.



BRIAN CONKLIN



ADAM BOHAC

2003-04 NEBRASKA BASKETBALL

Jan. 21	Baylor XII	Devaney Center	7:05 p.m.
Jan. 24	@ Missouri XII	Columbia, Mo.	5 p.m.
Feb. 1	Oklahoma XII	Devaney Center	Noon
Feb. 4	@ Kansas State XII	Manhattan, Kan.	7 p.m.
Feb. 7	Missouri XII	Devaney Center	12:30 p.m.
Feb. 11	@ Texas A&M XII	College Station, Texas	7 p.m.
Feb. 15	Kansas XII	Devaney Center	12:30 p.m.
Feb. 18	Kansas State XII	Devaney Center	7:05 p.m.
Feb. 21	@ Oklahoma State XII	Stillwater, Okla.	7 p.m.
Feb. 24	Texas Tech XII	Devaney Center	7:05 p.m.
Feb. 28	Iowa State (Senior Night) XII	Devaney Center	7:05 p.m.
March 3	@ Kansas XII	Lawrence, Kan.	6:30 p.m.
March 6	@ Colorado XII	Boulder, Colo.	3 p.m.
March 11-14	@ Phillips 66 Big 12 Tournament	Dallas, Texas	TBA
April 3 & 5	NCAA Final Four	San Antonio, Texas	TBA