

NEBRASKA

32

MEDIA

N

GUIDE


2002 - 2003 HUSKER BASKETBALL

N

brian
CONKLIN

harry
COLLIER

brennon
CLEMMONS



2002-03 Nebraska Basketball

Introduction

- Quick Facts/Staff Directory 2
- 2002-03 Team Information, Travel Plans 3
- Media Policies 4-5
- Media Outlets 6
- Basketball Camps/Huskers.com 7
- Big 12 Conference 8-9
- Cornhusker Legend 10
- Compliance Guidelines for Boosters 11
- Putting the Student in Student-Athlete 12

Staff

- University Administration 14
- Regents 15
- Director of Athletics Bill Byrne 16-17
- Athletic Department Staff 18-20

Outlook


- 2002-03 Schedule 22
- 2002-03 Roster 23
- Season Preview 24-27
- Barry Collier Show 28

Players

- Adam Bohac 30
- Brennon Clemmons 31-32
- Brian Conklin 33-34
- Dan Heimos 35
- Marques McCarty 36
- Jake Muhleisen 37-38
- Corey Simms 39
- Wilson Thomas 40
- John Turek 41-42
- Andrew Drevo 43
- Nate Johnson 43
- Bronsen Schliep 44
- Tony Wilbrand 44
- Jason Dourisseau 45
- Roy Enright 45
- Wesley Wilkinson 46
- Nebraska Player Stats vs. Big 12 47-48

Coaches

- Barry Collier 50-53
- Conversation with Barry Collier 54
- Reggie Rankin 55
- Mike Broughton 56
- Doug Novsek 57
- Dave Campbell 58
- Basketball Support Staff 59-60



Opponents

- Centenary Gents 62
- Top of the World Classic field 63-64
- Texas-San Antonio Roadrunners 65
- South Florida Bulls 66
- Minnesota Golden Gophers 67
- IPFW Mastodons 68
- Creighton Bluejays 69
- UC Santa Barbara Gauchos 70
- ASU Hoops Classic field 71
- Eastern Washington Eagles 72
- Denver Pioneers 73
- Lipscomb Bison 74
- Kansas Jayhawks 75
- Texas A&M Aggies 76
- Colorado Buffaloes 77
- Kansas State Wildcats 78
- Iowa State Cyclones 79
- Missouri Tigers 80
- Texas Tech Red Raiders 81
- Oklahoma State Cowboys 82
- Texas Longhorns 83
- Baylor Bears 84
- Oklahoma Sooners 85

Series

- Series Records vs. Big 12 Opponents 86-93
- Big 12 Composite Schedule 94-95
- Postseason Tournament Dates 96
- Nebraska vs. All Opponents 97-98
- Series vs. Non-Conference 99-104

Review

- 2001-02 Season Review 106-108
- Departed Seniors/Jack Moore Award 109-111
- Statistics and Results 112-115
- Big 12 Statistics 116-119
- Box Scores 120-128


Records

- Individual Records 130-134
- Team Records 135-137
- Single-Season Top 10 Lists (overall) ... 138-139
- Single-Season Top 10 Lists (by class). 140-143
- Career Top 10 Lists 144-145
- Team Season Bests 146-147

- Husker Defensive Records 148-149
- Year-by-Year Statistical Leaders 150-153
- Year-by-Year Team Statistics 154-155
- Devaney Sports Center Records 156-159
- Postseason Records and Box Scores .. 160-174

History

- The History of Nebraska Basketball 176-179
- 1,000-Point Club 180-183
- 30-Point Club 184
- All-Time Husker Coaching Records 185
- Nebraska Basketball Hall of Fame 186
- Nebraska Honor Roll 187
- Nebraska Basketball – A to Z 188-189
- Nebraska Lettermen 190-191
- Year-by-Year Summary 192-193
- All-Time Results 194-214
- Television Log 215
- The Last Time 216



This Is Nebraska

- NU Basketball Through the Decades ... 218-219
- Husker Gameday 220-221
- Huskies in the Pros 222-223
- Coaching Experience 224
- National Attention 225
- Husker Community Outreach 226-227
- Bob Devaney Sports Center 228-229
- Nebraska Facilities 230-231
- Husker Power 232-233
- Husker Nutrition 234
- Husker Athletic Medicine 235
- Academic Success/Support 236-239
- University of Nebraska 240-241
- Lincoln – All-America City 242
- Nebraska – The Good Life 243
- Husker Athletics – National Powers 244-245
- Big 12 Domination 246-247
- TV/Radio Roster 248

NU Quick Facts

Location	Lincoln, Neb.
Population	225,000
Founded	1869
Enrollment	25,000
Athletic Department Phone	402-472-4224
Ticket Office	402-472-3111
Nickname	Cornhuskers, Huskers
Colors	Scarlet and Cream
Website	Huskers.com
Conference	Big 12

Basketball Information

Head Coach	Barry Collier (Butler, 1976)
Record at NU (years)	27-31 (two)
Overall record (years)	223-163 (13)
Assistant Coaches	Reggie Rankin, Doug Novsek
.....	Mike Broughton
Director of Basketball Operations	Dave Campbell
Coach Collier's Secretary	Ellen Shutts
Basketball Office	402-472-2265
Basketball Office Fax	402-472-2575
Basketball Press Row	402-472-2279
All-time record:	1,236-1,102
Arena	Bob Devaney Sports Center (13,500)
Opened	1976
NU record at Devaney Center	308-94

The 2002-03 NU basketball media guide is dedicated to:



Bud Cuca

Sept. 4, 1958 - April 17, 2002

The University of Nebraska basketball program lost a dear friend and loyal supporter when Ralph "Bud" Cuca Jr., 43, died of cancer on April 17, 2002. A past president of the Nebraska Rebounders Club, Cuca was the President of the Nebraska Trucking Association at the time of his death.

Nebraska Basketball Coach Barry Collier said it didn't take long to get to know and love Bud. "When I came to Nebraska in April of 2000, Bud was one of the first people I met. His enthusiasm for the Nebraska basketball program was incredibly contagious. He was one of those guys you could always go to if you needed anything, regardless if it was support, advice, or just a pick-me-up. I know I speak for the entire University of Nebraska basketball program when I say we will truly miss Bud, but I also know we will continue to enjoy the fruits of his hard work and enthusiasm for a long time to come."

Cuca graduated from the University of Nebraska in 1980 and earned a law degree from Nebraska in 1984. At age 33 he was named legal counsel for Gov. Kay Orr. He also served as President of the Lincoln Country Club and freely gave of his time, serving on several board of directors, including the Alumni Association, Nebraska Chamber of Commerce, Lincoln Chamber of Commerce, Leadership Lincoln, University of Nebraska Foundation and as a student regent. His passion for family, life and basketball endeared him to all. Memorials in his honor were earmarked to the Nebraska men's basketball program or to the American Cancer society.

Bud was survived by his wife Heidi, who is the Nebraska Assistant Athletic Director for Marketing, his son, Ben, and daughter, Meg; mother Jean G. Cuca; sister and brother-in-law, Margaret and Brooke Hogan; brother-in-law and sister-in-law, John and Kris Bergmeyer; father-in-law and mother-in-law, Harley and Marcia Bergmeyer, and nieces and nephews. He was preceded in death by his father, Ralph Cuca Sr.

Athletic Staff Directory

University Administration

President: Dr. L. Dennis Smith	402-472-2111
Chancellor: Harvey Perlman, J.D.	402-472-2116
Institutional Representative: Josephine Potuto, J.D.	402-472-1252

Athletic Administration

Director of Athletics: Bill Byrne	402-472-3011
Senior Associate A.D./External Operations: Joe Selig	402-472-3311
Senior Associate A.D./Internal Operations: Bob Burton	402-472-4224
Associate A.D./Senior Woman Administrator: Dr. Barbara Hibner	402-472-6460
Associate A.D./Financial Management: Nancy Kenny	402-472-2215
Assoc. A.D./Dir. of Academic Prog./Student Services: Dennis Leblanc	402-472-2042
Assistant A.D./Director of Athletic Performance: Boyd Epley	402-472-3333
Assistant A.D./Sports Information Director: Chris Anderson	402-472-2263
Assistant A.D./Events: Butch Hug	402-472-1950
Assistant A.D./Marketing: Heidi Cuca	402-472-0775
Assistant to the A.D./Coaches' Advocate: Terry Pettit	402-472-9433
Director of Athletic Development: Paul Meyers	402-472-2367
Director of Ticket Operations: John Anderson	402-472-3111
Director of HuskerVision: Jeff Schmahl	402-472-4645
Director of Facilities: John Ingram	402-472-1960
Director of Licensing: Michael Stephens	402-472-9446
Skybox Director: Karen Underwood	402-472-3016

Athletic Medicine

(402) 472-2276

Director of Athletic Medicine: Dr. Lonnie Albers
Chief of Staff/Orthopedic Surgeon: Dr. Pat Clare
Orthopedists: Dr. Scott Strasburger, Dr. Robert Dugas, Dr. Tom Heiser
Head Athletic Trainer/Physical Therapist: Jerry Weber, RPT
Head Football Trainer: Doak Ostergard
Assistant Trainers: Jose Fonseca (basketball trainer, 472-4382), Brad Brown, Tom Dufresne, Derek Clark, Amanda Monterastelli

Academic Performance Team

(402) 472-2042

Assoc. A.D./Men's Basketball Contact: Dennis Leblanc
Assistant Director of Academic Programs and Student Services: Keith Zimmer
Coordinator of Special Programs: Katie Jewell
Coordinator of Learning Development Programs: Kim Schellpeper
Coordinator of Multi-Cultural Programs: Jamar Banks

Athletic Performance Team

(402) 472-3333

Assistant A.D./Director of Athletic Performance: Boyd Epley
Associate Director of Athletic Performance: Mike Arthur
Assistant Director of Athletic Performance: Randy Gobel
Coordinator of Reconditioning: Bryan Bailey
Assistant Strength Coach/Football: Chad Wade
West Stadium Strength Coach: Courtney Carter
Bob Devaney Sports Center Strength Coach (men's basketball): Rodger DeGarmo
Assistant Bob Devaney Sports Center Strength Coaches: Clint Dominick, Mike Greenfield

Sports Information

(402) 472-2263

Assistant A.D./Sports Information Director: Chris Anderson
Anderson email: canderson@huskers.unl.edu
Associate SID: Keith Mann
Assistant SID/Men's Basketball Contact: Jerry Trickie
Trickie email: jtrickie@huskers.unl.edu
Trickie office phone: 402-472-7779
Trickie home phone: 402-438-5266
Trickie cell phone: 402-540-0269
Assistant SIDs: Jeff Abele, Jeff Griesch, Shamus McKnight, Shannon Sherman
Office Supervisor: Vicki Cartwright
Office Fax: 402-472-2005
SID Mailing Address: 116 South Stadium, P.O. Box 880123, Lincoln, NE 68588-0123

Event Management

(402) 472-1950

Assistant A.D./Events: Butch Hug
Event Management Specialist: Tad Dunn
Devaney Center Building Superintendent: Doug Lillie

2002-03 Team Information

2001-02 Overall Record	13-15
2001-02 Big 12 Record/Finish	6-10/t-7th
2002 Big 12 Tournament	0-1, lost to Colorado, 60-67
2002 Postseason	None
Lettermen Returning/Lost	9/5
Starters Returning/Lost	4/2

Returning Starters (Starts)	Pos.	Ht.	Wt.	Yr.	PPG	RPG
Jake Muhleisen (27)	G	6-4	195	So.	11.7	3.8*
Brian Conklin (21)	F	6-11	240	Jr.	9.1	3.5
Brennon Clemmons (14)	G	6-2	185	Sr.	8.8	5.0
John Turek (15)	F	6-9	240	So.	5.4	6.2

*assists per game

Other Returnees (Starts)	Pos.	Ht.	Wt.	Yr.	PPG	RPG
Wilson Thomas (3)	F	6-6	215	Sr.	4.6	3.8
Corey Simms (0)	G	6-5	205	So.	3.6	2.3
Dan Heimos (0)	C	6-11	240	So.	1.2	0.8
Marques McCarty (0)	F	6-5	195	So.	0.7	0.3
Adam Bohac (0)	G	6-1	185	Jr.	0.0	0.1

Lettermen Lost (Starts)	Pos.	Ht.	Wt.	PPG	RPG
Cary Cochran (28)	G	6-1	190	14.0	3.3
John Robinson II (13)	G	6-1	195	10.6	3.3
Ross Buckendahl (16)	F	6-5	225	1.9	2.6
Kedrick Ford (2)	G	6-2	190	1.9	1.8
Justin Boeker (1)	F	6-9	240	0.4	0.9

Newcomers:	Pos.	Ht.	Wt.	Yr.	Last School
Andrew Drevo*	F	6-8	270	Jr.	Morningside (Iowa)
Bronsen Schliep*	G	6-7	215	Fr.	Sandy Creek HS
Tony Wilbrand*	F	6-10	250	Fr.	Alliance HS
Nate Johnson	G	6-2	180	Jr.	Penn Valley CC
Wesley Wilkinson	F	6-9	205	Fr.	Grand Island HS
Jason Dourisseau	G	6-5	185	Fr.	Burke HS
Roy Enright	C	6-9	250	Fr.	Burke HS

*Redshirted last season

Returning Statistical Leaders

Scoring	Jake Muhleisen, 11.7
Field Goal Percentage	Jake Muhleisen, 41.2
Three-Point Percentage	*Brian Conklin, 43.3
Free Throw Percentage	Brian Conklin, 85.2
Rebounds	*John Turek, 162 (6.2)
Assists	*Jake Muhleisen, 105 (3.8)
Steals	*Brennon Clemmons, 48 (1.7)
Blocked shots	*John Turek, 39 (1.4)
Minutes played	*Jake Muhleisen, 821 (29.3)

* indicates overall 2001-02 team leader

Percentage of Scoring Returning	55.1 (1,077 of 1,954 points)
Percentage of Rebounding Returning	64.5 (644 of 998 rebounds)

Nebraska in 2001-02 Big 12 Statistics

Category	All Games	Conference
Scoring Offense	69.8 (9th)	71.4 (7th)
Scoring Defense	70.7 (5th)	76.3 (t-9th)
Scoring Margin	-0.9 (10th)	-4.9 (8th)
Rebound Margin	-4.9 (12th)	-8.8 (12th)
Field Goal Percentage	.393 (12th)	.393 (12th)
Field Goal Percentage Defense	.433 (8th)	.458 (9th)
Three-Point Percentage	.366 (6th)	.374 (6th)
Free Throw Percentage	.676 (9th)	.660 (10th)



University of Nebraska

The University of Nebraska-Lincoln does not discriminate based on gender, age, disability, race, color, religion, marital status, veteran's status, national or ethnic origin, or sexual orientation.

Nebraska Travel Plans

Top of the World Classic – Fairbanks, Alaska, Nov. 21 to Nov. 24, TBD
 Depart Lincoln at 7:45 a.m. CST (commercial airline) on Nov. 19
 Depart Fairbanks, Alaska, at 1 a.m. local on Nov. 25
 Princess Riverside Lodge, Phone: 907-455-4477 Fax: 907-455-4476

South Florida – Tampa, Fla., Dec. 5, 6 p.m.
 Depart Lincoln at 10:58 a.m. CST (commercial airline) on Dec. 4
 Depart Tampa at 12:53 p.m. local on Dec. 6
 Clearwater Beach Hilton, Phone: 727-461-3222 Fax: 727-461-0610

ASU Hoops Classic – Tempe, Ariz., Dec. 27-28, TBD
 Depart Omaha at 2:27 p.m. CST (commercial airline) on Dec. 25
 Depart Phoenix at 10:07 a.m. local on Dec. 29
 Airport Hilton, Phone: 480-894-1600 Fax: 480-921-7844

Kansas – Lawrence, Kan., Jan. 11, 12:45 p.m.
 Depart Lincoln at 3 p.m. CST (charter bus) on Jan. 10
 Depart Lawrence 4 p.m. on Jan. 11
 Holiday Inn, Phone: 785-749-8940 Fax: 785-841-2799

Kansas State – Manhattan, Kan., Jan. 22, 7 p.m.
 Depart Lincoln at 3 p.m. CST (charter bus) on Jan. 21
 Depart Manhattan at 10:30 p.m. on Jan. 22
 Holiday Inn, Phone: 785-539-5311 Fax: 785-539-8368

Iowa State – Ames, Iowa, Jan. 25, 12:45 p.m.
 Depart Lincoln at 3 p.m. CST (charter bus) on Jan. 24
 Depart Ames at 4:30 p.m. on Jan. 25
 The Hotel At Gateway Center, Phone: 515-292-8600 Fax: 515-268-2224

Texas Tech – Lubbock, Texas, Feb. 5, 8:15 p.m.
 Depart Lincoln at 2:15 p.m. CST (charter airline) on Feb. 4
 Depart Lubbock at 11 p.m. on Feb. 5
 Holiday Inn, Phone: 806-763-1200 Fax: 806-763-4830

Missouri – Columbia, Mo., Feb. 18, 7 p.m.
 Depart Lincoln at 3 p.m. CST (charter airline) on Feb. 17
 Depart Columbia at 10 p.m. on Feb. 18
 Holiday Inn Select, Phone: 573-445-8531 Fax: 573-446-1159

Baylor – Waco, Texas, Feb. 22, 2 p.m.
 Depart Lincoln at 3 p.m. CST (charter airline) on Feb. 21
 Depart Waco at 5 p.m. on Feb. 22
 Holiday Inn, Phone: 254-759-5516 Fax: 254-752-7761

Oklahoma – Norman, Okla., March 4, 7 p.m.
 Depart Lincoln 2:30 p.m. CST (charter airline) on March 3
 Depart Norman at 10:30 p.m. on March 4
 Holiday Inn, Phone: 405-364-2882 Fax: 405-329-1525

Colorado – Boulder, Colo., March 8, 8 p.m.
 Depart Lincoln at 3 p.m. CST (charter airline) on March 7
 Depart Boulder at 11:30 p.m. on March 8
 Millennium Hotel Boulder, Phone: 303/998-3809 Fax: 303/442-3821

Big 12 Conference Tournament – Dallas, Texas, March 13-16, TBD
 Depart Time and Date TBD (charter airline)

Media Guide Credits

The 2002-03 Nebraska Men's Basketball Media/Recruiting Guide was written and edited by Assistant Sports Information Director Jerry Trickle, with assistance from Sports Information Director Chris Anderson, Associate SID Keith Mann, Assistant SIDs Jeff Abele and Jeff Griesch and student assistant Jerod Dahlgren. Thanks to freelance writer Mike Babcock for his writing contributions.

Photo credits to Scott Bruhn, SID Office; Alan Jackson, Jackson Studios; Tom Slocum, Richard Voges and Richard Wright, UNL Photo Productions; Jeff Carney, Jeff Bundy, Jim Burnett, Rich Janda, and Bill Batson, Omaha World-Herald; Ted Kirk, Robert Becker, Gail Folda, Lincoln Journal Star; Rick Anderson, Bob Beauvais, Dennis Hubbard, Keith Krebs, Jim Sigmon, Jennifer Pottheiser, John F. Grieshop, freelance.

Designed on Aldus PageMaker 6.5. Printed by UNL Printing and Duplicating. Cover design and layout by Assistant SID Jeff Abele and student assistant Bret McVey and copyrighted by the NU Sports Information Office. Outside cover photos of senior Brennon Clemmons by Alan Jackson of Jackson Studios.

Media Information and Policies

The 2002-03 Nebraska Media Guide is designed to assist the media in its coverage of Husker basketball. Additional information, including releases, photographs, slides and videotape may be obtained by contacting the Sports Information Office at (402) 472-2263. Please take a moment to review the following policies and services, which are intended to assist you in your coverage of Nebraska basketball this season.

Media Credentials: All requests for press, broadcast, photo and parking credentials for Nebraska basketball home games should be directed to Jerry Trickie, Assistant Sports Information Director, P.O. Box 880123, 116 South Stadium, Lincoln, Neb., 68588-0123. Requests must be made in writing on appropriate letterhead at least one week before the game. Requests via fax are acceptable (see fax information below). As a general rule, working space is allocated on the following basis: (1) daily newspaper and wire-service writers covering for next-day publication; (2) radio and television personnel for broadcast origination; (3) sports editors of Nebraska daily newspapers; (4) official school student daily newspaper, one seat only; (5) approved special coverage; (6) press and TV working photographers. *Generally, weekly representatives, internet news services and non-originating radio representatives cannot be accommodated on press row because of space limitations.*

Media Will Call: Media passes that are not mailed may be picked up at the will-call window, located under the south ramp of the Devaney Center. The will-call window opens 90 minutes before tipoff. Identification is required to pick up credentials or tickets.

Media Parking: Parking for the media is located adjacent to the Bob Devaney Sports Center on the south side. The south street lot is accessible from Court Street, between 14th and 17th streets.

Coach Collier Interview Time: The best time to reach Coach Barry Collier for an interview is immediately following practice. Practices are generally closed and interviews with Coach Collier must be scheduled through the Sports Information Office. Collier will host a press conference each week at the Bob Devaney Sports Center and will also participate in the Big 12 Conference telephonic press conferences each week at 11:30 a.m. (CST), beginning Dec. 3 and continuing throughout the season. Out-of-town media are encouraged to participate in the conference call. Contact the Big 12 Service Bureau, 214-742-1212 for more information on joining the Big 12 Conference call.

Weekly Teleconference

The session schedule (all times Central) for 2002-03 is:

Tuesdays, Dec. 3, 10, 17;

Mondays, Jan. 6, 13, 20, 27; Feb. 3, 10, 17, 24; March 3, 10, 17*.

*For coaches advancing to the NCAA Tournament and NIT.

10:00 a.m. to 10:10 a.m. – Roy Williams, Kansas

10:10 a.m. to 10:20 a.m. – Melvin Watkins, Texas A&M

10:20 a.m. to 10:30 a.m. – Eddie Sutton, Oklahoma State

10:30 a.m. to 10:40 a.m. – Dave Bliss, Baylor

10:40 a.m. to 10:50 a.m. – Quin Snyder, Missouri

10:50 a.m. to 11:00 a.m. – Bob Knight, Texas Tech

11:00 a.m. to 11:10 a.m. – Ricardo Patton, Colorado

11:10 a.m. to 11:20 a.m. – Jim Woolridge, Kansas State

11:20 a.m. to 11:30 a.m. – Kelvin Sampson, Oklahoma

11:30 a.m. to 11:40 a.m. – Barry Collier, Nebraska

11:40 a.m. to 11:50 a.m. – Rick Barnes, Texas

11:50 a.m. to Noon – Larry Eustachy, Iowa State

Noon to 12:10 p.m. – Selected Student-Athlete

Postgame Interviews: Nebraska's postgame locker room is closed to the media. For home games, NU's postgame news conference will be held following a brief cooling off period in the designated postgame interview room off the Southeast corner of the floor. The visiting team is housed in the visitor's locker room, located off the hallway at the northwest corner of the playing floor. Opposing coaches and players are NOT brought to the

NU interview room. On the road, after the cooling off period, Collier and select players will be available outside the Nebraska locker room upon request.

Player Interviews: All media requests for interviews with Nebraska basketball players should be directed to Jerry Trickie (office phone: 402-472-7779) at least one day in advance. The best time for in-season interviews is after practice at the Devaney Center. Players are usually available for telephone interviews following practice, except on game days when no interviews are allowed. Nebraska is tentatively scheduled to practice from 3:30-6 p.m. during the first semester and from 1-3:30 p.m. during the second semester. With advance notice, interviews can be arranged for other times.

Press Row Location: Press row for Nebraska basketball games is located on the south sideline of the playing floor, opposite the team benches. The old press box, located above section C-12 on the south side of the arena, is used as an overflow area. The camera deck is located at the top of the arena, directly behind the old press box. Television crews broadcasting live may shoot from either floor level (northeast or southwest baselines) or the camera deck in marked areas, but they may not occupy space in the C-12 press area. The press room is located off the hallway at the southeast corner of the playing floor.

Media Services: Notes, programs and media guides will be provided before each game. Final statistics, play-by-play sheets and quotes from each locker room will be distributed following the game. Refreshments and a light meal will be available to the media in a designated area prior to the game.

Radio/Television Broadcast Space: Requests for live radio and television broadcast space and credentials should be made to Jerry Trickie, Assistant SID, 116 South Stadium, P.O. Box 880123, Lincoln, NE, 68588-0123. If statisticians are needed, contact Trickie at least three days in advance.

Broadcast Rights: The University of Nebraska-Lincoln and Pinnacle Sports Productions own exclusive radio broadcast rights to all of the University's men's basketball games played in the Bob Devaney Sports Center. Other than the Pinnacle Sports Network and the University of Nebraska student station (KRNU), the only stations or networks that will be allowed to broadcast Nebraska games from the Devaney Center are those that have rights to broadcast games played by the opposing team. All radio stations and networks broadcasting from the Bob Devaney Sports Center must sign a contract with the University and are subject to a rights fee. Any representative of a radio station or network that has not purchased such rights shall not air live game action or description of any game while it is in progress, nor shall such representatives air tape-recorded or live commentary of Nebraska coaches or players for one hour before or 20 minutes after a game. Only stations that have purchased broadcast rights may install telephones on press row, or use telephones on press row for reporting on games. By accepting media credentials, representatives of stations and networks that have not purchased broadcast rights signify their agreement to all stipulations.

Telephones: Nebraska provides six modular telephones in the Bob Devaney Sports Center Press Room. All long distance calls must be credit card, collect or billed to a third number. Any media source wishing to place a telephone on press row should contact University of Nebraska Telecommunications (402-472-2000) at least two weeks prior to the game.

Broadcast Telephone Lines: Visiting radio stations are welcome to have their own telephone lines installed on press row and may do so by contacting University of Nebraska Telecommunications (402-472-2000). However, Pinnacle Sports Productions installs additional telephone lines for visiting official broadcasts and charges a fee for the use of those lines for non-conference games (Big 12 official stations receive the use of the lines free of charge as part of a cooperative). Those interested in using the lines should contact Mike Elliott of Pinnacle Sports Productions (402-332-0065).

Pinnacle Sports Network

Pinnacle Sports Productions is in its seventh year producing live broadcasts of the University of Nebraska sporting events. Pinnacle was first awarded the rights on Feb. 9, 1996. The University renewed the Pinnacle Contract in May 2000, worth \$10.4 million over an additional five-year term that began Aug. 1, 2001 and will end July 31, 2006.

Pinnacle Sports Production heads up a large network of state and national affiliates, allowing Husker games to be heard nationwide. For the 2002-03 season, KFAB (1110 AM) is the Omaha affiliate and KLIN (1400 AM) is the Lincoln affiliate. As of press time, Pinnacle Sports had put together a 24-station basketball network. In addition to game coverage, Pinnacle Sports provides a daily, live call-in show focusing on NU athletics and other sports in the area. Pinnacle Sports Productions is owned by Paul Aaron of Elkhorn, Neb., and Dale Jensen now of Phoenix, Ariz.

Randy Lee, a collegiate broadcaster for most of his career, enters his first season behind the microphone for the Huskers. Lee will handle all play-by-play duties for home and road games throughout the season. Lee came to Nebraska from UC Santa Barbara, where he spent the past five years calling men's and women's basketball for the Gauchos. Lee also spent several years providing basketball play-by-play for Angelo State University, the University of North Carolina-Charlotte and his alma mater, Marshall University. He also spent time broadcasting football and minor league baseball.

Joining Lee, Dave Campbell enters his first year giving color commentary for all Husker contests. Campbell, who is also the Huskers' Director of Basketball Operations, has more than three decades of coaching knowledge to prepare him for his current role.

In addition to carrying all Husker games, the Nebraska Radio Network will also carry a weekly radio show with Head Coach Barry Collier. Collier's radio show can be heard statewide on the network on Monday nights during the season. The show is hosted by Gary Sharp of Lincoln's KLIN.

2002-03 Network Stations

Ainsworth	KBRB-AM, 1400
Alliance	KCOW-AM, 1400
Aurora	KRGY-FM, 97.3
Beatrice	KWBE-AM, 1450
Broken Bow	KCNI-AM, 1280
Chadron	KCSR-AM, 610
Falls City	KTNC-AM, 1230
Falls City	KLZA-FM, 101.3
Fremont	KHUB-AM, 1340
Grand Island	KRGI-AM, 1430
Holdrege	KUVR-AM, 1380
Kearney	KGFW-AM, 1340
Lexington	KRVN-AM, 880
Lincoln	KLIN-AM, 1400
Norfolk	KNEN-FM, 94.7
North Platte	KODY-AM, 1240
Omaha	KFAB-AM, 1110
Scottsbluff	KNEB-AM, 960
Sidney	KSID-AM, 1340
Valentine	KVSH-AM, 940
Wayne	KTCH-AM, 1590
West Point	KTIC-AM, 840
York	KAWL-AM, 1370
Shenandoah, Iowa	KKBZ-FM, 99.3



Chris Anderson
Assistant A.D./SID



Keith Mann
Associate SID



Jerry Trickie
Assistant SID/
Men's Basketball



Jeff Abele
Assistant SID



Jeff Griesch
Assistant SID



Shamus McKnight
Assistant SID



Shannon Sherman
Assistant SID



Vicki Cartwright
Office Supervisor

Pro Scouting Passes: Per Big 12 Conference rules, the University of Nebraska provides press row access to scouts of professional basketball teams based on availability, usually in the upper press box. If no space is available on the floor or in the upper press box, scouts may arrange through the Sports Information Office (402-472-2263) to purchase tickets for Nebraska home games.

Devaney Center Directions: The Devaney Sports Center is located on the west edge of the Nebraska State Fairgrounds. To reach it from the Lincoln Municipal Airport, turn right on Northwest 12th Street as you drive out of the airport. Northwest 12th Street becomes Cornhusker Highway, which intersects with 14th Street. Exit south (left) on 14th Street off Cornhusker Highway. Travel to Court Street, turn left, and go two blocks east to the arena, which is on the north side of Court Street. From Omaha's Eppley Airfield, follow the signs to downtown Omaha and I-480. Take I-480 west to I-80, then take I-80 west approximately 60 miles to I-180. Exit South on I-180, then exit east to Cornhusker Highway and follow the instructions above.

Sports Information Office: The University of Nebraska Sports Information Office is located in Room 116 of the South Stadium Building, which is at the south end of Memorial Stadium at Stadium Drive and T Streets. The building is approximately one mile from the Devaney Center.

Fax Access: The Nebraska Sports Information Office has an automatic facsimile machine that can transmit or receive documents. The phone number for the fax is 402-472-2005. A facsimile machine is available in the Bob Devaney Sports Center following the game, and Sports Information Office personnel will send box scores free of charge as time permits.



Randy Lee
Play-by-Play



Dave Campbell
Color Analyst

Nebraska Basketball Media Outlets

Print Media

Lincoln Journal Star
John Mabry (SE)
*Curt McKeever**
Steve Sipple (Columnist)

926 P Street
Lincoln, NE 68508
(402) 473-7431
Fax: 473-7291

*Beat Reporter

Omaha World-Herald
Steve Sinclair (SE)
Tom Shatel (Columnist)

Lee Barfknecht
14th & Dodge
Omaha, NE 68102
(402) 444-1000
Fax: 344-3343

Lincoln Bureau – *Mitch Sherman**
P.O. Box 80866
Lincoln, NE 68501
(402) 473-9587
*Beat Reporter

Associated Press
TBD

909 No. 69th St., Suite 104
Omaha, NE 68114
(402) 391-0031
Fax: 391-1412

Daily Nebraskan (Student)
University of Nebraska
34 Nebraska Union
Lincoln, NE 68588-0448
(402) 472-1765
Fax: 472-1761

Alliance Times-Herald
Andrew Bottrell (SE)
114 East 4th Street
Alliance, NE 69301
(308) 762-3060
Fax: 762-3063

Beatrice Daily Sun
Jane White (SE)
200 North 7th
Beatrice, NE 68310
(402) 223-5233
Fax: 228-3571

Columbus Telegram
Don Strecker (SE)
P. O. Box 648
Columbus, NE 68602
(402) 564-2741
Fax: 563-4127

Fremont Tribune
Brent Wasenius (SE)
P.O. Box 9
Fremont, NE 68206
(402) 721-5000
Fax: 721-8047

Grand Island Independent
Terry Douglass (SE)
422 W. 1st St., Box 1208
Grand Island, NE 68801
(308) 382-1000
Fax: 382-8129

Hastings Tribune
Kyle Svec (SE)
908 West 2nd
Hastings, NE 68901
(402) 462-2131
Fax: 462-2184

Kearney Hub
Buck Mahoney (SE)
13 East 22nd
Kearney, NE 68847
(308) 237-2152
Fax: 233-9745

Norfolk Daily News
Jay Prauner (SE)
525 Norfolk Avenue
Norfolk, NE 68701
(402) 371-1020
Fax: 371-5802

North Platte Telegraph
Kristi Nixon (SE)
621 N. Chesnut St.
North Platte, NE 69103
(308) 532-6000
Fax: 532-9268

Scottsbluff Star-Herald
Jeff Fielder (SE)
Box 1709
Scottsbluff, NE 69361
(308) 632-9000
Fax: 632-9003

York News-Times
Ken Kush (SE)
P.O. 279
York, NE 68467
(402) 362-4478
Fax: 362-6748

Huskers Illustrated
Brian Hill (Editor)
Mike Babcock (Contributing Writer)
3210 NW 3rd Street
Lincoln, NE 68521
(402) 474-4355
Fax: 474-5132
Customer Service: (800) 524-9527

Nebraska Sports Magazine
Kathryn Trim (Editor)
3610 Dodge Street
Omaha, NE 68131
(402) 341-2444
Fax: 345-1233

Television Stations

KOLN-TV (CBS, Chs. 10/11)
Andrew Fellios (SD),
Kyle Delia
40th and W
Lincoln, NE 68503
(402) 467-9270
Fax: 467-9208

KLKN (ABC, Channel 8)
Matt Kelly (SD), Matt Sacks
3240 So. 10th Street
Lincoln, NE 68502
(402) 434-8000
Fax: 436-2236

KM3 (CBS, Ch. 3)
Travis Justice (SD), Kevin Jenks
10714 Mockingbird
Omaha, NE 68127
(402) 592-4330
Fax: 592-4714

KETV (ABC, Ch. 7)
Jon Schuetz (SD)
Mike Sigmund, Sean McMahon
27th & Douglas
Omaha, NE 68131
(402) 978-8958
Fax: 978-8931

WOWT (NBC, Ch. 6)
Dave Webber (SD)
Merlyn Klaus, Ross Jernstrom
3501 Farnam
Omaha, NE 68131
(402) 233-7940
Fax: 346-6740

KPTM (Fox, Ch. 42)
J.J. Davis (SD), Peter Thompson
4625 Farnam
Omaha, NE 68132
(402) 554-4286
Fax: 554-4292

KHAS-TV (NBC, Ch. 5)
Ed Littler (SD)
P.O. Box 578
Hastings, NE 68901
(402) 463-1321
Fax: 463-6551

NTV (ABC, Ch. 13)
Jeff Russo (SD)
P.O. Box 220
Kearney, NE 68848
(308) 743-2494
Fax: 743-2644

KNOP-TV (NBC, Ch. 2)
Joe Swift (SD)
P.O. Box 749
North Platte, NE 69101
(308) 532-2222
Fax: 532-9579

KDUH-TV (NBC, Ch. 4)
Victor Quick (SD)
1523 1st Ave., P.O. Box 1529
Scottsbluff, NE 69363
(308) 632-3071
Fax: 632-3596

KSTF-TV (CBS, Ch. 10)
Roxanne Klass (SD)
3385 N. 10th St.,
Gering, NE 69341
(308) 632-6107
Fax: 632-3470

KCAU-TV (ABC, Ch. 9)
Tim Seaman (SD)
625 Douglas St.
Sioux City, IA 51101
(712) 277-2345
Fax: 277-4298

KTIV (NBC, Ch. 4)
Brad Pautsch (SD)
3135 Floy Blvd.
Sioux City, IA 51105
(712) 239-4100
Fax: 239-2621

Nebraska ETV (PBS, Ch. 12)
Jim Carmichael, Martha Florence
1800 North 33rd
Lincoln, NE 68503
(402) 472-3611
Fax: 472-5347

Radio Stations

Pinnacle Sports Productions
Paul Aaron (President)
Johnny Andrews (General Manager)
**Randy Lee, Jim Rose*
P.O. Box 570
921 Village Square
Gretna, NE 68028
Phone: (402) 332-0065
Fax: 332-4304
*-Basketball play-by-play announcer

KLIN (1400 AM)#
John Bishop (SD)
Gary Sharp, Tom Stephens
4343 O Street
Lincoln, NE 68510
(402) 475-4567
Fax: 474-8011

KFAB (1110 AM)\$
Gary Sadlemeyer, Tom Stanton
5010 Underwood Ave.
Omaha, NE 68132
(402) 556-8000
Fax: 556-8937

KKAR (1290 AM)
Charlie Stone (SD)
1001 Farnam Street
Omaha, NE 68102
(402) 342-2000
Fax: 342-7041

KFOR (1240 AM)
Chuck Stevens (SD), Coby Mach
6900 Van Dorn, Suite 11
Lincoln, NE 68506
(402) 483-5100
Fax: 483-4095

KRNU (90.3 FM)
Rick Alloway (Station Manager)
210 Andersen Hall
Lincoln, NE 68588-0466
(402) 472-3054
Fax: 472-8403

#Pinnacle Sports Lincoln affiliate
\$Pinnacle Sports Omaha affiliate

Nebraska Basketball Camps

Team Camp (June 13-14)

The Team Camp offers a great opportunity to get next year's team together and play against top competition from around the Midwest. Team play and sportsmanship will be emphasized.

Each team will play in a league with similar talent, and the camp will end with a single-elimination tournament.

Individual Overnight Camp (June 22-26)

The Individual Overnight Camp is for boys entering grade 5 through grade 12. This camp is designed to assist players in developing their total game. At the beginning of the week, all campers will be grouped according to their age and ability.

Each camp day consists of fundamental lectures by the Nebraska Basketball Camp staff, drills, game competition and individual contests. Fundamentals, team play and fun will be stressed during the campers' stay.

The Individual Overnight Camp is available to both overnight and commuter campers.

Day Camp (June 16-19 and July 14-17)

The Day Camp is for boys entering grades 2 through 9. The camp will consist of a morning and afternoon session each day with no evening session, as it will be for commuter campers only.

The camp includes a good mix of fundamentals, drills, games, contests and fun. The focus of this camp is on total player development in a highly spirited environment.

Camp Staff

The Nebraska Basketball Camps will be conducted by the Husker basketball coaching staff, along with college and high school coaches from around the Midwest. During the camp, members of the Husker basketball team will serve as assistants and leaders in daily camp activities. The camps offer an outstanding player-to-coach ratio and will feature a veteran coaching staff.

All camps will also have a member of the University of Nebraska athletic training staff on hand for all sessions. A doctor is on call and the Student Health Center is readily accessible.

Facilities


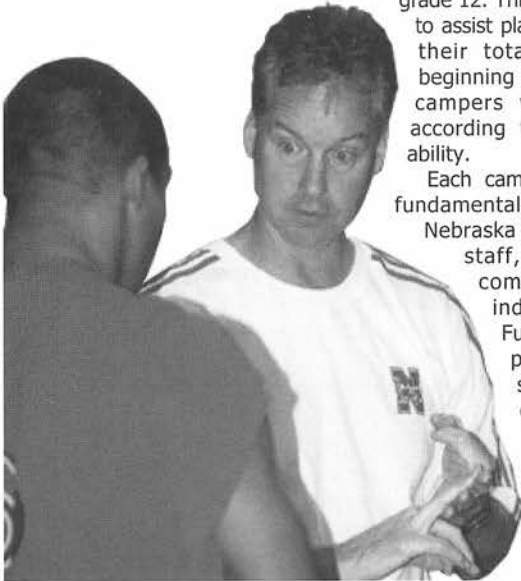
The camp sessions will be held on the University of Nebraska campus. Games and competitions will be played in the 13,500-seat Bob Devaney Sports Center, the NU Coliseum and other facilities on and off campus.

All campers will enjoy first-class housing in on-campus residence halls and overnight campers will receive buffet-style meals.

Contact Us For More Information

Nebraska Basketball Camp information can be obtained by contacting the Husker basketball office. The phone number for the office is 402-472-2265 and the fax number is 402-472-2575.

Information on the basketball camps can also be obtained by looking on the world wide web at Huskers.com.



Check out Huskers.com for all the latest information on the team, including rosters, stats and, only on HuskersNSide, get live streamed video of nearly every home game in 2002-03.

Big 12 Conference...Continuing the Legacy

As the Big 12 Conference approaches the 10-year mark of its founding—Feb. 25, 1994—the organization remains dedicated to celebrating student-athletes, competitive excellence, scholarship, sportsmanship and competitive equity.

These tenets remain firmly in place as the Big 12 seeks to maintain a leadership role in key areas within NCAA and international agencies' framework.

Dedicated to achieving the highest goals in the integration of academic and athletic endeavors, Baylor, Colorado, Iowa State, Kansas, Kansas State, Missouri, Nebraska, Oklahoma, Oklahoma State, Texas, Texas A&M and Texas Tech combined forces in 1994 to form the Big 12 Conference—a league covering seven states and encompassing over 40 million people (2000 U.S. census).

In particular, youngsters' welfare and the highest level of athletic competition for the 4,000-plus student-athletes in 21 sports are key goals for Big 12 members and sports administrators. The conference recognizes the accomplishments of our nation's future leaders as well as their academic and civic achievements.

Competing in these structures and other key areas helps enhance both the excitement and excellence of competition within the conference.

Along with competitive excellence, scholarship has been and continues to be a point of emphasis with the Big 12. There are 19 academic honor teams (first and second units), and the semiannual Commissioner's Honor Roll salutes student-athletes who achieved 3.0 averages (4.0 grading scale) in the semester previous to the announcement.

Each member institution also has a chance to nominate a male or female student-athlete for one of the prestigious Big 12 Conference postgraduate scholarships at the end of the academic year. More than 50 aspiring scholars have received over \$250,000 in financial aid during the first five years of the program.

Sportsmanship has been an item high on the Big 12 agenda since Commissioner Kevin Weiberg became the league's third chief executive in December, 1998. The conference developed and has maintained a Sportsmanship Statement that applies to all student-athletes, coaches and administrators throughout the league.

Providing a "level playing field" for participants in all Big 12 sports also figures into the competitive equity equation. This does not deny the potential for national team champions in any sport but seeks to provide an avenue in which up-and-coming student-athletes can display their top individual talents within the framework of conference and NCAA sports' guidelines.

These principles of fair play, sportsmanship, rules compliance, and national respect for each student-athlete and team within the Big 12 framework can give both fans and foes a greater respect for the types of people competing and coaching in the Big 12 Conference.

Big 12 schools and the conference office seek to provide national-class facilities for all levels of league championships, postseason tournaments and NCAA venues. They utilize Big 12 campus sites as well as buildings such as Kansas City's Kemper Arena, Arrowhead Stadium and Municipal Auditorium, San Antonio's Alamodome, St. Louis' Edward Jones Dome, Irving's Texas Stadium, Oklahoma City's Southwestern Bell Bricktown Ballpark, The Ballpark at Arlington, Dallas' American Airlines Center and Reunion Arena, among others.

Not only has the Big 12 fostered a spirit of conviviality and excitement with newfound rivalries, but the conference organization has given rise to several related, cooperative ventures in Big 12 cities with libraries, campus security organizations, Chambers of Commerce, tourism/visitors' bureaus, information exchanges, sports medicine associations and campus public information offices.

The solid athletic traditions at the 12 schools are evident as student-athletes have claimed more than 800 NCAA crowns and 169 national team championships. Commissioner Weiberg, acting in accord with the Big 12 Board of Directors, also has contracted most major championship sites and dates through the 2004-05 academic year. The league office has negotiated critical media (television/radio/print) contracts and ongoing bowl agreements.

In all, the Big 12 Conference serves as a conduit for student-athletes to



Kevin Weiberg
Commissioner



Donnie Duncan
Associate Commissioner



John Underwood
Director of
Basketball Operations

compete at their best levels on a level playing field with the highest ideals of sportsmanship. The various governance groups within the league seek to keep these principles in the forefront as the Big 12 achieves continued national prominence.

Life skills for student-athletes and involvement in the Special Olympics have been integral parts of the Big 12 Conference mission since its inception.

Dr. Prentice Gault, a trendsetter in college athletics, life skills, student services and community action, has been the driving force in both of these key areas since he joined the Big 12 staff as Associate Commissioner in March, 1995.

He is the liaison between the Student-Athletes Advisory Committee (SAAC) and the league's Board of Directors as this group of talented youngsters has provided feedback for Big 12 administrators, been a forum for inter-school discussion of issues and offered suggestions for future NCAA legislation. The SAAC has been proactive in assisting Gault in guidelines for Big 12 academic honor teams, the Commissioner's Honor Roll and other areas of recognition for academic accomplishments.

Recent SAAC meetings also have included visits to children at area medical facilities as well as input for service projects for student-athletes throughout the league.

Besides such life skills areas as eligibility concerns, time spent between studies, events and practice sessions, placement in the business world or graduate school opportunities, the program emphasizes the "Total Person" concept in several areas. "Stay in School," anti-violence messages, anti-drug/addictive behavior, "YES," and other programs in concert with the NCAA also have received emphasis from Gault and the hundreds of Big 12 student-athletes and administrators.

Both life skills and Special Olympics receive ample coverage in Big 12 publications through the corporate-sponsored Community Champions Awards featured weekly on the Big 12 Showcase telecasts. They also are given pregame and halftime scoreboard recognition slots at all conference schools, scholarship programs and a series of free clinics in such sports as youth football, soccer, volleyball, men's and women's basketball and baseball. A conference-wide printed and electronically distributed newsletter for life skills has been produced and categorized many of the personal success stories in the league.

Special Olympics, the Big 12's charity of choice since May, 1996, has held a special place in the hearts of many in the conference for years before the current association.

The Big 12 works closely with the statewide Special Olympics organizations in Colorado, Iowa, Kansas, Missouri, Nebraska, Oklahoma and Texas to coordinate projects, provide information and invite Olympians to attend events such as media or fan appreciation days for various Big 12 sports.

For four decades current Big 12 members have provided facilities with a combined capacity of just over one million fans for Special Olympics competition in the always-popular sports of track and field, softball, swimming and diving, weightlifting and wrestling. The national program, which receives major funding from the extended family of late President John F. Kennedy and other worldwide charitable sources, has earned the title "Most Credible Charity in America" in a survey by Chronicle of Philanthropy and "Top Charity" among Time Magazine subscribers.

Specifically, some cooperative highlights of the Big 12 and Special

Olympics have been public service announcements appearing on most league telecasts, donations to the charity by Big 12 student-athletes and fans, clinics with league coaches, student-athletes and the Olympians, and special seasonal camps in several sports. Both regionally and nationally, there has been Big 12 involvement in Special Olympics meetings. Conference schools and the league office also have helped to arrange for Big 12 head coaches, student-athletes and administrators to meet with their Special Olympics counterparts. Many Big 12 school dignitaries have devoted their time to opening ceremonies and other events.

The extended chances to create dialogue, friendship and hugs among the Special Olympians and interested groups from Big 12 schools have brought both groups ample satisfaction as Olympians give it 110 percent, accept the results and receive the pride of competition.

History/Future of Big 12 Conference Venues

	Football	M/W Basketball	Baseball
1996-97	St. Louis	Kansas City	Oklahoma City
1997-98	San Antonio	Kansas City	Oklahoma City
1998-99	St. Louis	Kansas City	Oklahoma City
1999-00	San Antonio	Kansas City	Oklahoma City
2000-01	Kansas City	Kansas City	Oklahoma City
2001-02	Dallas (Irving)	Kansas City	Arlington, Texas
2002-03	Houston	Dallas	Oklahoma City
2003-04	Kansas City	Dallas	Arlington
2004-05	TBD	Kansas City	Oklahoma City

Big 12 Staff Directory

Commissioner	Kevin L. Weiberg
Senior Associate Commissioner	Donnie Duncan
Associate Commissioner	Tim Allen
Associate Commissioner	Britton Banowsky
Associate Commissioner	Prentice Gautt
Associate Commissioner	Dru Hancock
Chief Financial Officer	Steve Pace
Assistant Commissioner for Compliance	Lori Ebihara
Director of Basketball Operations	John Underwood
Coordinator of Football Officials	Tim Millis
Director of Events	Brad Clements
Assistant Director of Championships	Rob Castro
Assistant Director of Championships	Dayna Wells
Legislative Services Coordinator	Kathy James
Executive Assistant to the Commissioner	Melanie Ellis
Administrative Assistant	Regina Everett
Administrative Assistant	Tracy Hunt
Administrative Assistant	Michelle Peterson
Administrative Assistant	Valerie Rocha
Administrative Assistant	Darlene Winsett
Women's Basketball Coordinator of Officials	Becky Marshall
Men's Basketball Coordinator of Officials	Dale Kelley

Media Relations Staff

Assistant Commissioner/Director	Bo Carter
Associate Director	Chris Theisen
Assistant Director	Joni James
Information Services Assistant	Neal Freeman

2201 Stemmons Freeway, 28th Floor, Dallas, TX 75207
 Phone: (214) 742-1212 Fax: (214) 753-0145
 www.big12sports.com



Nebraska's Big 12 Conference Championships

Since the Big 12 Conference began its inaugural athletic season in 1996, Nebraska has achieved substantial championship success. The Huskers have finished at the top of the league in nearly every sport, claiming 32 regular-season championships (25 percent) in six years.

NU has won 16 conference championships in the past three years along with five Big 12 Tournament titles (two baseball, two soccer, one softball). Under Bill Byrne's leadership, Nebraska has won 64 regular-season conference championships and 16 postseason tournaments (since January 1993).

Men's Sports

Sport	League Titles (Years)	Tournament Titles (Years)*
Football	2 (1997, 1999)	N/A
Indoor Track	5 (1997, 1998, 2000, 2001, 2002)	N/A
Baseball	1 (2001)	3 (1999, 2000, 2001)
Outdoor Track	3 (1998, 1999, 2002)	N/A
Men's Totals	11 (18%)	3

Women's Sports

Sport	League Titles (Years)	Tournament Titles (Years)*
Volleyball	5 (1996, 1998, 1999, 2000, 2001)	N/A
Soccer	3 (1996, 1999, 2000)	4 (1996, 1998, 1999, 2000)
Gymnastics	5 (1997, 1998, 1999, 2001, 2002)	N/A
Indoor Track	3 (1997, 1999, 2001)	N/A
Swimming/Diving	2 (1997, 1998)	N/A
Outdoor Track	1 (2000)	N/A
Softball	2 (1998, 2001)	2 (1998, 2000)
Women's Totals	21 (32%)	6

Nebraska Totals 32 (25%) 9

* The Big 12 sponsors conference tournaments in baseball, men's and women's basketball, men's and women's golf, soccer, softball and men's and women's tennis.

2001-02 Big 12 Championship Teams

Men's Sports	Champion	Women's Sports	Champion
Football	Colorado	Cross Country	Colorado
Cross Country	Colorado	Volleyball	Nebraska
Basketball	Kansas	Soccer	Texas
Indoor Track	Nebraska	Basketball	Oklahoma
Wrestling	Oklahoma	Gymnastics	Nebraska
Swimming/Diving	Texas	Indoor Track	Texas
Baseball	Texas	Swimming/Diving	Texas
Golf	Texas	Golf	Oklahoma State
Outdoor Track	Nebraska	Outdoor Track	Kansas State
Tennis	Baylor	Softball	Texas
		Tennis	Texas



The Nebraska women's gymnastics team won the 2002 Big 12 Conference title before advancing to the NCAA Super Six Finals for the fourth consecutive year.

The Legend of the Nebraska Cornhuskers

Before 1900, Nebraska football teams were known by such names as the Old Gold Knights, Antelopes, Rattlesnake Boys and the Bugeaters. In its first two seasons (1890-91), Nebraska competed as the Old Gold Knights, but beginning in 1892, Nebraska adopted Scarlet and Cream as its colors and accepted the Bugeaters as its most popular nickname until the turn of the century. Named after the insect-devouring bull bats that hovered over the plains, the Bugeaters also found their prey in the Midwest, enjoying winning campaigns in every year of the 1890s until a disappointing season in 1899.

After its first losing season in a decade, it must have seemed only fitting that Nebraska move in a new direction, and Lincoln sportswriter Charles S. (Cy) Sherman, who was to gain national renown as the sports editor of the Lincoln Star and helped to originate The Associated Press Poll, provided the nickname that has gained fame for a century. Sherman tired of referring to the Nebraska teams with such an unglamorous term as Bugeaters. Iowa had, from time to time, been called the Cornhuskers, and the name appealed to Sherman.

Iowa partisans seemed to prefer Hawkeyes, so Sherman started referring to the Nebraska team as Cornhuskers, and the 1900 team was first to bear that label.

Of course, the name caught on and became a Nebraska byword, eventually becoming the official nickname for the state.

There is no official symbol of a Cornhusker, and various cartoonists have caricatured the mystical something that typifies Nebraska football—some winning fan approval and others arousing fan ire.

The cartoon character, "Herbie Husker," evolved out of Nebraska's trip to the 1974 Cotton Bowl in Dallas. Artist Dirk West of Lubbock, Texas, designed a Cornhusker cartoon for the Cotton Bowl press headquarters that caught the eye of former Husker SID Don Bryant. Later, Bryant contacted West for permission to use the cartoon, and West expressed a desire to refine his original cartoon and improve some of the character's features. As a result, West was commissioned to draw an original Cornhusker cartoon character that served as a mascot for all Husker athletic teams.

"Herbie" is the registered logo of the Cornhusker Athletic Department, which controls its use. West's concept of Nebraska football is appropriate—a burly, rugged and confident fellow who is proud of both the athletic and the agricultural traditions of the University of Nebraska. In 1994, the Athletic Department unveiled Lil' Red, the Cornhuskers' contemporary mascot, which now is commonly seen on the sideline of all Nebraska athletic teams.

Also in recent years, the University has used the Cornhuskers' football helmet superimposed on a script "Huskers" for a football logo, and seven years ago, NU unveiled a block N logo with a script "Huskers." Both are registered trademarks of the Athletic Department.

Nebraska continues to make improvements and changes at the start of the new century, but it also takes great pride in its history. Quite fittingly, "Bugeaters" has also been registered for exclusive use by the University of Nebraska.

University of Nebraska Licensing and Sales

The University of Nebraska Licensing Program added another dimension to its areas of responsibility by expanding into sales in August 1997. This new venture has taken the form of the retail development "Huskers Authentic." Located in the first floor of the Stadium Drive Parking Garage, Huskers Authentic is the No. 1 collegiate concept store in America.



Demand for authentic Husker products is at an all-time high, and the athletic department decided to answer the demand with its own retail outlet featuring exactly what the name implies, authentic Husker products. Husker fans can now purchase equipment and apparel from Huskers Authentic by calling the order line at 1-800-965-8674, on-line at Huskers.com, stopping at the store on game day or visiting the store during regular business hours.

In 1981, the University of Nebraska began a licensing program to protect the use of its name and symbols and ensure that the public properly identify and associate NU logos on products bearing the institution's marks. The licensing department has helped Nebraska become one of the nation's largest revenue-producing universities, and Husker products are licensed around the world. The licensing department, considered one of the most innovative in the United States, is committed to building cooperative relationships with licensees and developing markets for "Officially licensed

products of the University of Nebraska."

Nebraska has joined a consortium of universities across the country to bring consistency in the marketplace for officially licensed collegiate products, protect the names and logos of universities and generate revenue to support scholarship programs and projects of those universities.

For more information on the Nebraska licensing program, contact NU director of licensing Michael Stephens at:

Nebraska Licensing Office
1024 Avery Ave.
Lincoln, NE 68588-0243
(402) 472-9446

Look For the Label

How do you tell if merchandise seen in stores or on the street is authorized by the University of Nebraska? Just look for the "Officially Licensed Collegiate Products" label. If the label is not there, the merchandise is not licensed through the University of Nebraska. For further licensing information, please contact:

The Collegiate Licensing Company
320 Interstate North Suite 102
Atlanta, GA 30339
(404) 956-0520



Nebraska's mascot, Lil' Red, placed third at the 2000 Universal Cheerleading Association's national competition.

Compliance Guidelines for NU Boosters

The University of Nebraska Athletic Department takes great pride in abiding by the National Collegiate Athletic Association (NCAA) and the Big 12 Conference rules and guidelines that govern Division I competition. For the benefit of the many alumni, fans and booster club members who are so active in supporting and assisting the Huskers throughout the year, we would like to remind everyone of a few definitions and rules that apply to all athletic representatives and boosters.

NCAA Principles

Institutional Control

It is the responsibility of the University of Nebraska to control its intercollegiate athletic program in compliance with the rules and regulations of the NCAA.

Responsibility

The University of Nebraska's responsibility for the conduct of its program includes responsibility for the actions of its staff members and for the actions of any other individual, booster or organization engaged in activities promoting the athletic interests of the institution.

Compliance

The University of Nebraska must monitor its program to assure compliance and to identify and report to the NCAA instances in which compliance has not been achieved. An institution found to have violated NCAA rules is subject to disciplinary and corrective actions as determined by the NCAA.

NCAA Definitions

Athletic Representative/Booster

You are considered to be a University of Nebraska athletic representative if you:

- ▶ Are a present or past member of a University of Nebraska booster club or agency that promotes the Huskers' intercollegiate athletic program;
- ▶ Have made financial contributions to the athletic department or to an athletic booster organization of the University of Nebraska;
- ▶ Are, or have been, providing benefits (e.g., summer jobs, meals etc.) to enrolled student-athletes, their family members or friends;
- ▶ Are, or have been involved in any manner of promoting the University of Nebraska intercollegiate athletic program.

Please note: Once an individual is identified as an athletic representative, that person retains that identity indefinitely. The University of Nebraska is ultimately responsible for the acts of all "representatives of athletic interests" in relation to NCAA rules and regulations.

Prospective Student-Athlete

A prospective student-athlete is a student who has started classes for the ninth grade or above, including students in prep schools and junior colleges as well as students who have officially withdrawn from a four-year institution and plan to transfer to another institution. In addition, a student who has not started classes for the ninth grade becomes a prospective student-athlete if the institution or a booster provides the individual or the individual's relatives or friends with any financial assistance or benefits that the institution does not provide to prospective students in general. A good rule of thumb is to treat ALL STUDENTS as prospects.

Student-Athlete

A student-athlete is a student whose enrollment was solicited by a member of the athletic staff or other representative of athletic interests with a view toward the student's ultimate participation in the intercollegiate athletic program.

Contact

A contact is any face-to-face encounter between a prospect, or the prospect's parent or legal guardian, and an institutional staff member or athletic representative during which any dialogue occurs.

Recruiting

Recruiting is any solicitation of a prospect or a prospect's family member (or guardian) by an institutional staff member or by athletic representative of the institution, for the purpose of securing the prospect's enrollment and ultimate participation in the institution's intercollegiate athletic program.

Guidelines and Reminders for Boosters

- ▶ A booster may not contact the prospect, prospect's coach, principal or counselor in an attempt to evaluate or recruit the prospect.
- ▶ A booster may not expend funds to entertain or provide transportation for a prospective student-athlete, family members or friends.
- ▶ A booster may not become directly or indirectly involved in making arrangements for a prospect, or the prospect's relative or friends to receive money or financial aid of any kind.
- ▶ A booster may not contact a prospective student-athlete through letter writing, telephone calling or other forms of communication.

However, here are a few ways that a Husker Booster may be involved:

- ▶ Do discuss summer employment opportunities with a prospect after he/she has signed a National Letter of Intent with the University of Nebraska.
- ▶ Do attend high school athletic events without contacting prospective student-athletes.
- ▶ Do continue existing friendships with families and friends of prospective student-athletes.
- ▶ Do send recommendation letters, newspaper clipping or similar information about prospective student-athletes to Husker coaches.

Extra Benefit Guidelines and Reminders for Boosters

Extra Benefit

An extra benefit is any special arrangement by an institutional employee or an athletic representative, providing a student-athlete or the student-athlete's relative or friend a benefit not expressly authorized by NCAA legislation.

Boosters may not provide any special arrangement considered to be an extra benefit by NCAA definition. Examples of extra benefits include but are not limited to:

- ▶ Providing cash or loans of any amount;
- ▶ Signing or co-signing for a loan or other forms of financial assistance;
- ▶ Providing the use of a telephone to make local or long distance calls;
- ▶ Transporting a student-athlete or providing the use of a vehicle;
- ▶ Providing free or reduced rent housing;
- ▶ Giving gifts of any kind (i.e. birthday, Christmas, Valentine's Day);
- ▶ Promising a student-athlete postgraduate education or employment;
- ▶ Offering free services (i.e. clothing, airline tickets, laundry, car repair, haircuts, restaurant meals);
- ▶ Providing payment to a student-athlete for a booster club speaking engagement;
- ▶ Providing employment for relatives or friends.

Here are a few ways that a Husker booster may help:

- ▶ Do invite a student-athlete to participate in non-profit, charitable or educational events.
- ▶ Do invite a student-athlete into your home for an occasional meal.
- ▶ Do contact the NU Athletic Compliance Office for approval prior to a student-athlete engaging in outside speaking or promotional activities.
- ▶ Do pay a student-athlete the commensurate rate for actual and legitimate employment.

For further information regarding NCAA Guidelines for Athletic Representatives, please contact the Athletic Compliance Office at (402) 472-2042 or 1-(800) 927-7220. Inquiries may be faxed to (402) 472-4609 or emailed to compliance@huskers.unl.edu. Also, you can contact the compliance office through mail at: Athletic Compliance Office, 300 West Stadium, P.O. Box 880219, Lincoln, NE, 68588-0219.

NCAA[®]

THE NATIONAL COLLEGIATE ATHLETIC ASSOCIATION

Putting the Student in Student-Athlete

Over the last few years, the NCAA and its member colleges and universities have worked hard to emphasize the student in the term student-athlete. Academic standards and rules have been developed and changed to ensure that student-athletes can excel in the classroom as they do in their sports. The result of these reforms has been that student-athletes are more likely than ever before to succeed in the collegiate environment.

The CHAMPS/Life Skills program was developed by the NCAA to help prepare student-athletes for the challenges of life beyond the playing field. The focus of the program is on commitments viewed as critical to personal growth: academic excellence, personal development, service and career development. In addition, NCAA schools work hard to offer further academic support programs to help student-athletes prosper. These programs offer access to study facilities and tutors as well as monitor student-athlete progress.

One result of these programs is that NCAA Division I student-athletes have been consistently graduating at a rate higher than the rest of the student body. For the class entering college in 1990, 56 percent of the overall student body at NCAA Division I institutions graduated, while Division I student-athletes graduated at a rate of 58 percent. The rate does not include student-athletes who transfer to and graduate from another institution.

Minimum academic requirements that student-athletes must meet to play sports as freshmen in college are one reason for the higher graduation rates. In 1982, a group of college presidents, sponsored by the American Council on Education, proposed a set of minimum academic standards to determine freshman athletics eligibility. The first set of standards was implemented in 1986. They required that freshmen graduate high school with a minimum grade-point average of 2.000 in 11 core academic courses and a minimum standardized test score of 700 on the SAT or 15 on the ACT to be eligible to play sports and receive an athletics scholarship.

Five years ago, the number of required core academic courses was raised to 13

and in 1996, a grade-point average and test-score sliding index went into effect for Division I. This scale allows student-athletes with higher grades to qualify with lower test scores and vice versa.

Wanna Play? Know the Rules

Any high-school student who is interested in playing sports at the NCAA Division I or II level should learn about the standards as early as possible. In addition, high-school student-athletes should talk to their guidance counselors and coaches to learn more.

High-school students can also call the NCAA's Eligibility Hotline, 800/638-3731. This number features recordings with information on a number of freshman eligibility topics, including accommodations for students with learning disabilities. Students can also order a free copy of the "Guide for the College-Bound Student-Athlete" by calling the hotline and following the prompts. Information about the recruiting process and about initial-eligibility requirements is available online at NCAA Online (www.ncaa.org).

The NCAA's Initial-Eligibility Clearinghouse ensures that student-athletes have met the academic requirements and certifies their eligibility to play sports as freshmen. High-school student-athletes aspiring to play Division I or II athletics


should register with the clearinghouse after completing their junior year.

Clearinghouse information and registration forms are available from high-school guidance counselors; from the NCAA Eligibility Hotline (800/638-3731) or from the NCAA Clearinghouse, P.O. Box 4044, Iowa City, IA 52243-4044, telephone 319/337-1492. The clearinghouse keeps registered student-athletes informed about the qualifications they have and have not met concerning freshmen eligibility.

Once student-athletes are enrolled in college, there are more academic standards to be met. Student-athletes must show continuing progress toward a degree each year, including a minimum number of credits passed. From the junior year on, these standards place great emphasis on progress made toward a specific degree program and ensure that student-athletes don't accumulate large numbers of credits that won't help them earn a specific degree.

The NCAA also has established various scholarship and grant programs to encourage student-athletes to pursue their undergraduate and postgraduate degrees. The Degree-Completion Grant program assists those who have exhausted their eligibility for institutional financial aid. There are also Women's and Ethnic Minority Enhancement programs and several postgraduate scholarship opportunities.

The end result? Student-athletes are now more likely than ever to enter their collegiate programs prepared and ready to succeed athletically and academically.





N

THE ADMINISTRATION

University Administration



Harvey S. Perlman, J.D.
Chancellor

Harvey Perlman was named the 19th chancellor of the University of Nebraska-Lincoln on April 1, 2001. He had served as interim chancellor of the University of Nebraska-Lincoln since July 16, 2000.

A former dean of the University of Nebraska College of Law (1983-98), Perlman has also served as interim senior vice chancellor for academic affairs at UNL (1995-96).

Perlman, a Nebraska native, was raised in York, Neb., and earned a bachelor of arts in history and a juris doctorate from the University of Nebraska. During his law school years, he was editor in chief of the Nebraska

Nebraska's Chancellors

1871-1876	—	Allen R. Benton
1876-1882	—	Edmund B. Farfield
1884-1889	—	Irvin J. Manatt
1891-1895	—	James H. Canfield
1895-1899	—	George E. MacLean
1900-1908	—	E. Benjamin Andrews
1908-1927	—	Samuel Avery
1927-1938	—	E.A. Burnett
1938-1946	—	Chauncey S. Boucher
1947-1953	—	R.G. Gustavson
1953-1954	—	John K. Selleck
1954-1968	—	Clifford Hardin
1968-1971	—	Joesph Soshnik
1972-1975	—	James H. Zumberge
1975-1976	—	Adam C. Breckenridge
1976-1980	—	Roy A. Young
1980-1981	—	Robert H. Rutford
1981-1991	—	Martin A. Massengale
1991-1991	—	Jack Goebel
1991-1995	—	Graham B. Spanier
1995-1996	—	Joan R. Leitzel*
1996-2000	—	James Moeser
2000-2001	—	Harvey S. Perlman*
2001-present	—	Harvey S. Perlman

*interim

Law Review and was elected to the Order of the Coif, a law honors society.

He joined the NU law faculty in 1967 after spending a year as a Bigelow Teaching Fellow at the University of Chicago Law School. He served on the Nebraska law faculty until 1974 when he joined the faculty at the University of Virginia Law School. He returned to Nebraska in 1983 when he accepted the deanship of the Nebraska Law College, a post he held until 1998 when he returned to the professoriate. He has also served as a visiting professor at Florida State University College of Law, the University of Puget Sound School of Law and the University of Iowa College of Law.

His area of legal expertise lies in torts and intellectual property. He is a member of the Nebraska State and

American Bar Associations. Perlman is a member of the Council of the American Law Institute and is vice president of the National Conference of Commissioners on Uniform State Laws. He is co-author of "Intellectual Property and Unfair Competition" (5th edition, 1998) and co-reporter for the "Restatement of Unfair Competition" (1994).

At the University of Nebraska, he was chair of the search advisory committee for chancellor in 1991, is an adviser to the Board of Policy Advisers for the Peter Kiewit Institute for Information Science and chairs the Nebraska Bioethics Advisory Panel. He was also named secretary of the Big 12 Conference Board of Officers for the 2002-03 academic year.

Perlman and his wife, Susan, an NU alumna, are the parents of a daughter, Anne, who earned degrees from UNL and the University of Nebraska Medical Center and practices medicine in Lincoln, and a daughter, Amie, who earned her undergraduate degree from UNL in 2002. He and Susan enjoy the company of one grandchild, Will.



Josephine Potuto, J.D.
Institutional Representative

Josephine (Jo) R. Potuto, the Richard H. Larson Professor of Constitutional Law, became Nebraska's faculty representative to the NCAA and Big 12 Conference on May 15, 1997.

Potuto is a member of the NCAA Division I Committee on Infractions as well as the NCAA Men's Gymnastics Championships Committee. She is an expert on issues related to gender equity in collegiate sports. She filed a brief in a gender equity case on behalf of several coaches associations, including the College Football Coaches Association and the Track Coaches Association. Potuto also has appeared on national public radio discussing gender equity.

Nebraska's Faculty Reps

1931-1946	—	T.J. Thompson
1947-1958	—	Earl Fullbrook
1959-1964	—	Charles S. Miller
1965-1968	—	Merk Hobson
1969-1970	—	John R. Davis
1971-1982	—	Keith L. Broman
1982-1997	—	James O'Hanlon
1997-present	—	Josephine Potuto

With regard to other current issues in sports, Potuto is a past adviser to the Uniform Law Commissioners Committee to draft a sports agent statute, and she also drafted rules governing search and seizure and hearings for the Nebraska Racing Commission. Potuto currently serves on a committee to study the NCAA governance structure, appointed by the Division I-A

Athletic Directors Association.

Among her Big 12 Conference committee responsibilities, Potuto served on the Big 12 Conference Commissioner Search Committee and on the conference strategic planning committee. She is the Big 12 Conference liaison to the Faculty Athletics Representatives Association (FARA), where she also served as the Division I representative on the executive committee. In 2002, Potuto was named Outstanding Faculty Athletics Representative by the All-American Football Foundation.

At UNL, Potuto is a member of the academic senate's intercollegiate athletics committee and of the subcommittee to evaluate academic support services. She was vice chairwoman of the rules governance committee of UNL's NCAA site certification committee, and she chairs the athletic department's NCAA Legislation Committee.

Potuto was project director and a drafter of the Uniform Law Commissioners Sentencing and Corrections Act, as well as the drafter for the Nebraska Supreme Court Committee to Draft Criminal Jury Instructions. She is the author of three books and numerous articles.

Potuto teaches constitutional, procedural and criminal law as well as a course in sports law. She joined the Nebraska law faculty as an assistant professor in 1974 and was named to the Larson professorship in 1988. Potuto has been a visiting professor of law at the University of Arizona, Rutgers University, the Cardozo College of Law at New York's Yeshiva University, the University of Oregon, the University of North Carolina and Seton Hall University. While on sabbatical during the 1983-84 academic year, Potuto was an assistant prosecutor in the Essex County (Newark, N.J.) prosecutor's office. She also spent five summers working in the prosecutor's office in Morris County, N.J.

Potuto earned her bachelor's degree in journalism at Rutgers' Douglass College and her master's degree in English literature at Seton Hall in 1971. She received her juris doctorate at the Rutgers Law College in 1974. She is a member of the bar for the U.S. Supreme Court, the U.S. Court of Appeals for the Third Circuit, and the U.S. District Courts for Nebraska and New Jersey.

Board of Regents



L. Dennis Smith, Ph.D.
President, University of Nebraska



Don S. Blank, D.D.S.
McCook



Randy Ferlic, M.D.
Omaha



Chuck Hassebrook
Walthill



Jim McClurg, Ph.D.
Lincoln



Drew Miller, Ph.D.
Papillion



Nancy L. O'Brien, Ph.D.
Waterloo



Kent Schroeder, J.D.
Kearney



Charles S. Wilson, M.D.
Lincoln




Ryan Hatt
UN-Kearney



Shay Riggs
UN-Omaha



Brock Wentz
UN-Medical Center



Ryan Wilkins
UN-Lincoln

Director of Athletics



Bill Byrne
11th year at Nebraska

During his tenure as Nebraska's Director of Athletics, Bill Byrne has provided Husker coaches and student-athletes with the resources they need to be successful on the national level. Through careful planning and patience, Byrne has balanced the athletic department budget and created a stable financial base for NU's 23 programs. He has built outstanding facilities that student-athletes are proud to call home and worked to develop the nation's most complete student-athlete support services. Under his guidance, Nebraska has become a leader in college athletics, both on and off the field.

For 10 years, Byrne has worked to provide the best possible home-field advantage for the Huskers. The several facility upgrades were not only needed to recruit the nation's top athletes, but to provide improved fan amenities and safety. The 1999 season unveiled NU's biggest project yet, the \$36.1 million Memorial Stadium Improvement Project, which included much more than just 42 skyboxes and a press facility. Most impressively, the project provided a sound financial base for the future. Memorial Stadium improvements began with the addition of two HuskerVision replay boards in 1994, allowing Nebraska to become the first collegiate-owned venue to feature replay boards for its fans.

Byrne's ability to keep Nebraska football at the forefront of national prominence was recognized as he was named the 2002 John L. Toner Award winner. The award is given annually to a director of athletics who demonstrates superior administrative abilities and has shown dedication to college athletics and particularly football.

The facility updates have not ended with the football program. The University of Nebraska, the City of Lincoln and Lincoln Professional Baseball broke ground on a new \$29.53 million baseball/softball complex in April 2000. Byrne led fund-raising efforts for the complex, which was home to both the NU baseball and softball teams for the first time in 2002, and was also called home by Lincoln's new Northern League franchise, the Saltdogs, starting in the summer of 2001. The baseball stadium boasts a capacity of 8,500 and features 16 skybox suites, while the softball stadium has a capacity of about 2,500. The baseball and softball stadiums also feature state-of-the-art technology with an underground heating system.

Byrne also helped guide the more than \$7.9 million in improvements that took place at the Bob Devaney Sports Center before the start of the 1999-

2000 campaign, including the addition of HuskerVision screens. The project included improved fan amenities, better seating for disabled fans and a complete upper concourse renovation with a Hall of Honor, Husker Timeline and other exhibits commemorating a century of Nebraska athletics. Other improvements to the Devaney Center under Byrne include a new locker room for women's staff, a new roof over the pool area and the basketball arena, remodeling of the central concessions area, a new weight room, new women's basketball locker room and a passenger elevator.

Under Byrne's guidance, the track and field program benefited from a \$2.2 million renovation project at the Ed Weir Outdoor Track completed before the 2000 outdoor season. The program also received a \$2.7 million indoor track renovation at the Devaney Center for the 2001 season. The new track at the Devaney Center provides Husker athletes and fans a unique atmosphere, with Nebraska competing on one of just three hydraulic-banked indoor tracks in the country — and one of only seven in the world — providing the Huskers with one of the fastest training and competition surfaces anywhere.

In 1998-99, the Abbott Sports Complex received a new press facility, which has helped secure eight home games in the NCAA Women's Soccer Championships since 1999. The women's rifle program also kicked off its first season with a new shooting range while, in 1997-98, the NU Coliseum received a new volleyball ready room.

During Byrne's tenure at Nebraska, the Athletic Ticket Office relocated to the Stadium Drive Parking Garage along with the Huskers Authentic retail store, and the Athletic Marketing and Development offices moved to the South Stadium Office Building. Improvements and reorganization of the offices within the athletic department have helped make Nebraska more user-friendly and better able to utilize Byrne's plan of "one-stop shopping" for fans and student-athletes. He reorganized NU's fund-raising efforts and integrated an extensive marketing and licensing program, which quickly moved among the top five revenue-generating programs nationally.

Byrne orchestrated these improvements while maintaining his belief in keeping a balanced budget. NU had a \$2.5 million deficit when Byrne arrived in 1992. While operating on a \$44.5 million budget, the deficit is gone and the athletic program now provides more than \$40 million in economic impact to the Lincoln community each year.

In the last 10 years, Byrne has made 15 head coaching hires, and his ability to recognize young, charismatic talent is evident. Nine of Byrne's hires reached NCAA postseason play during their first three years at NU, while eight have finished a season ranked among the top eight in the nation.

Two of Byrne's hires have Olympic medals, including 1992 individual gold medalists Pablo Morales (hired 2001, swimming and diving) and Launi Meili (hired 2002, rifle). A third hire, John Cook (hired 2000, volleyball, one national title), was an assistant coach for the U.S. men's volleyball team that won an Olympic bronze medal in 1992. John Walker (hired 1994, soccer, six straight NCAA Tournaments) also has international experience as an assistant coach for the Canadian National Team that played in the 1999 Women's World Cup.

All of Byrne's hires have shown outstanding abilities in their sports, and have continued to make Nebraska one of the most respected athletic programs in the nation. In addition to Morales, Meili, Cook and Walker, Dan Kendig (1994, women's gymnastics, six NCAA appearances), Frank Solich (1997, football, Big 12 title, BCS title game appearance), Bill Straub (1997, bowling, two national titles), Mark Manning (2000, wrestling, two straight NCAA top-10 finishes), Barry Collier (2000, men's basketball) and Bill Spangler (2001, men's golf) have each provided a solid foundation for their sport on the national scene. Dave Van Horn (1998, baseball, four league titles, two College World Series), Paul Sanderford (1998, women's basketball, three NCAA tournaments) and Karen Anthony (1998, rifle, top six NCAA twice) also made great contributions to their sports before handing over the reins to Mike Anderson (baseball), Connie Yori (women's basketball) and Meili in 2002.

In the mid-1990s, Nebraska became only the second school in NCAA history to win three national football titles in a four-year span. Overall, NU has produced eight national championships (three football, two volleyball and women's bowling, and one men's gymnastics), 64 regular-season league titles, and 16 conference tournament titles under Byrne's leadership. He has helped increase Nebraska's conference-leading athletic program to 23 sports with the additions of women's soccer (1994), women's bowling (1997-

Byrne has served collegiate athletics as ...

- ▶ Pacific 10 Conference Athletic Directors, chair, 1989
- ▶ NCAA Special Committee on Marketing, member, 1995
- ▶ NCAA Certification Committee, member, 1993-95
- ▶ NACDA President, 1991-92
- ▶ Big 12 Athletic Directors, chair
- ▶ NCAA Strategic Planning Committee, member

Byrne currently serves collegiate athletics and NU as ...

- ▶ NCAA Division I Football Championships Committee, member
- ▶ NACDA Preseason Games Committee, member
- ▶ NACDA Honors and Awards Committee, chair
- ▶ United States Collegiate Sports Council, Vice President

Byrne's honors and awards include ...

- ▶ National Athletic Fundraiser of the Year, 1985
- ▶ National Distinguished Alumni, Idaho State University, 1996
- ▶ Central Region/NACDA Continental Athletic Director of the Year, 1999
- ▶ University of Oregon Sports Hall of Fame, 2002
- ▶ National Football Foundation John L. Toner Award, 2002

98) and women's rifle (1998-99) and has been a strong supporter of complying with Title IX. In the past 10 years, Byrne has promoted three women from within the athletic department to senior administrative positions. In fact, Nebraska is the only school in the nation with a woman in charge of football operations and one of just a handful of Division I football schools to have a woman directing its sports information department.

Byrne has continued to make great strides in helping Nebraska improve its rank among the nation's elite, even though the Huskers entered the powerful Big 12 Conference in 1996. During the 2001-02 season, Nebraska:

- ▶ finished in the top 25 nationally in nine sports (football, volleyball, soccer, bowling, women's gymnastics, men's indoor track, wrestling, baseball and softball).

- ▶ recorded its seventh consecutive top-25 finish in the Sears Directors' Cup Division I standings.

- ▶ won four regular-season Big 12 championships (volleyball, men's indoor track, men's outdoor track, women's gymnastics).

Byrne has worked hard to establish close ties with the NU community and has canvassed the state visiting with boosters to learn the needs of all Husker fans. In conjunction with the rest of the NU administration, Byrne arranged to use the Husker football and basketball networks to promote causes and concerns important to the University community, including the institution's increased role in research.

Byrne is recognized as a national leader in collegiate athletics and continues to make an aggressive effort to place conference officials on key NCAA committees to represent Big 12 schools. In 1999, he served as the chairman of the Big 12 Conference Board of Athletic Directors and has had an active voice in conference planning.

Byrne was hired to replace legendary coach and athletic director Bob Devaney on June 26, 1992, becoming the 11th Nebraska Director of Athletics after 10 successful years at the University of Oregon. Highly respected among his peers, Byrne was named the Central Region NACDA/Continental Athletic Director of the Year along with being recognized by the American Football Foundation in 1999. Byrne was vice-president and secretary-treasurer of the College Football Association and has served on the NCAA Special Committee on Marketing and Licensing and the Committee on Special Events. He is a member of the NCAA Championships Cabinet and a member of the NCAA Football Committee.

Before coming to Nebraska, Byrne became one of the youngest directors of athletics in Division I, assuming the top job at Oregon in May 1984. He established fund-raising offices in Portland and southern Oregon and set up a full-time marketing and promotions operation, which blossomed to encompass the Oregon Sports Network for statewide in-house production of Ducks games on radio and television. Byrne led the \$19 million fund drive that resulted in new homes for Oregon's football team and athletic offices. He was responsible for the construction of a new press box, sky suites and total renovation of Autzen Stadium in 1991. Two years later, the facility's Hall of Champions was dedicated in Byrne's honor, and he was part of the Oregon Sports Hall of Fame induction class for 2002.

Byrne served as president of the National Association of Collegiate Directors of Athletics (NACDA) in 1991-92, and is currently in his ninth year on the NACDA Executive Committee. He was also chairman of the Pac-10 Conference Executive Committee and was the National Athletic Fundraisers Association National Fundraiser of the Year in 1985.

Byrne grew up in Idaho and attended Idaho State where he was the student body president and received bachelor's and master's degrees in business in 1967 and 1971, respectively. Before going to Oregon in 1982, he was assistant athletic director at San Diego State (1980-82), executive director of the New Mexico Lobo Club (1976-79) and director of alumni relations at Idaho State (1971-76).

Byrne's wife, Marilyn, is the dean of graduate studies in educational leadership at Doane College and earned her Ph.D. in higher education administration from NU. The Byrnes have two sons and two grandsons. Bill and Marilyn's older son, Bill, is a vice president for Visa in its world-wide computer center located in San Mateo, Calif. Greg and Regina Byrne and their sons, Nicholas, 7, and Davis, 4, live in Lexington, Ky., where Greg is an associate athletic director for development at Kentucky.

Recent Facility Improvements/Renovations Under Byrne

- ▶ Memorial Stadium Improvements—expanded training room, new locker rooms, expanded restrooms, improved concession areas and disabled seating, a new media facility, HuskerVision instant replay boards, a new public address system and the addition of 42 skyboxes.

- ▶ Bob Devaney Sports Center Improvements—the addition of two HuskerVision replay boards, new sound and lighting systems, Hall of Honor and other concourse improvements.

- ▶ A new outdoor track and a new indoor track facility, including one of just seven hydraulic-banked tracks in the world, at the Bob Devaney Sports Center.

- ▶ Construction of a new baseball/softball complex in conjunction with the City of Lincoln and Lincoln Professional Baseball which opened in the summer of 2001.

- ▶ Nebraska has invested more than \$100 million on facility improvements and upgrades in the past decade. Nearly \$18 million of the total went to deferred maintenance expenditures, starting with corrective work following the Memorial Stadium collapse in 1993. NU has also allocated nearly \$1.5 million for ADA improvements, and has spent more than \$18 million in upgrades to women's athletic facilities since Byrne's arrival.

Sports Additions

- ▶ Nebraska offers a Big 12-leading 23 sports, including women's soccer, women's bowling and women's rifle, all of which have been added by Byrne. The bowling team won the national title in 1999 and 2001; the rifle team finished third at the NCAA Championships in 1999 and sixth in 2000; and the Husker soccer team advanced to six straight NCAA Sweet 16s while posting six straight top-15 final national rankings.

Hiring Success

- ▶ Byrne is responsible for 15 coaching hires as Nebraska's Director of Athletics, including three who have won Olympic medals as a participant or coach. Those coaches have already accounted for three national championships, 18 conference titles, 29 NCAA appearances and two bowl game victories, winning the Fiesta and Alamo Bowls.

Administrative Excellence

- ▶ Byrne has helped Nebraska's annual donations rise to all-time highs in the past decade, as contributions are expected to reach the \$11 million mark for the 2002-03 academic year, nearly a 400 percent increase.

- ▶ Byrne was named the 1999 Central Region/NACDA Continental Athletic Director of the Year.

- ▶ Byrne was presented the 2002 John L. Toner Award for administrative excellence and dedication to college athletics.



The Byrne family, front row (from left): Regina, Davis, Nicholas and Marilyn. Back row: Greg, Bill Jr. and Bill.

Athletic Administration



Joe Selig

Senior Associate A.D./External Operations

A veteran of 26 years of service to the NU athletic department, Joe Selig is in his fourth year as senior associate athletic director for external operations. Selig oversees all aspects of development, marketing, licensing, ticket office and event management operations. In the summer of 2001, he added administrative oversight responsibilities for seven sports, with baseball, softball, men's and women's gymnastics, men's and women's tennis and rifle reporting directly to him.

Since joining the senior staff, Selig has been a key member in assisting Director of Athletics Bill Byrne in the area of long-term facilities master planning. The first of several improvement projects came with the installation of HuskerVision screens and a new public address system at Memorial Stadium in 1994. With Selig coordinating the department's fund-raising efforts, the \$36.1 million Memorial Stadium improvement project was then completed in 1999 with the addition of skyboxes, a new press box, the East Stadium Plaza, enlarged concourses and expanded restroom facilities. Other improvements, such as waterproofing and concrete repair throughout the stadium, continue on an annual basis.

Selig also played a key role in the \$7.9 million Bob Devaney Sports Center improvement project, a part of the department's master plan that was completed prior to the 1999-2000 season. The project included HuskerVision screens to the Devaney Center main arena, a Husker Hall of Honor and Walk of Fame on the concourse and other fan amenities.

Most recently, Selig assumed a lead role in the development of the new \$29.53 million baseball/softball complex, which opened in the summer of 2001. He represented the department in the contract negotiations with the university's partners and oversaw the fund-raising efforts.

Selig assisted Byrne in the creation of the Husker Athletics Fund, which combined all of Nebraska's athletic booster clubs under one umbrella organization. In the past two years, Selig played an instrumental role in the athletic department's negotiations that led to an exclusive \$8 million telecommunications contract with Alltel, and represented the department in negotiating the partnership agreement with New Media Networks that has provided the Huskers an innovative web presence on the internet.

Selig began his NU career as a student worker in the ticket office before being named assistant ticket manager in 1982. After being promoted to associate ticket manager in 1986 and ticket manager in 1988, Selig was named assistant A.D. for facilities and events in 1993.

Raised in Alexandria, Neb., Selig graduated from Meridian High School in 1976 before receiving a bachelor's degree in business administration from UNL in 1980. He earned his MBA from UNL in May 1987. Selig is married to the former Patty Miller of Daykin, Neb., and they have two daughters, Lindsay, 19, and Brittany, 14, and a son, Troy, 15.



Bob Burton

Senior Associate A.D./Internal Operations

Bob Burton is in his second year as senior associate athletic director for internal operations and fifth year at Nebraska. He spent three years as associate athletic director for compliance/sports administration before being named to his current position in 2001.

Burton is responsible for ensuring that operation principles of conduct for the NU Athletic Department are in compliance with NCAA and Big 12 Conference rules and regulations. While Burton continues to oversee Nebraska's NCAA and Big 12 compliance programs, he also helps set policy, develops short- and long-term goals and objectives, and assists in creating strategic plans for the athletic department. He supervises all aspects of compliance, with direct responsibilities of administrative oversight for soccer, wrestling, women's swimming and diving, men's and women's golf and bowling. Burton also oversees the equipment, facilities and retail sales departments.

Burton filled a similar position at Oklahoma State as the assistant athletic director for sports administration and compliance from 1993 to 1997. He oversaw OSU's Olympic sports programs as well as the training and strength and conditioning programs.

Burton came to Nebraska from Texas Tech, where he served as an associate athletic director for compliance for one year. While at Texas Tech, Burton helped complete the NCAA investigation into the Red Raider athletic department and analyzed the entire compliance system at the institution. He also helped identify and implement financial aid and eligibility systems, including changes in personnel and restructuring of the compliance department.

Burton, who was a member of the NCAA Division I women's soccer committee for three years, served as a legislative administrator for the NCAA from 1989 to 1993. At the NCAA, he was involved in the development of legislation, interpretation of regulations and reviewed legal issues related to the application of the association's regulations. He served as an NCAA liaison to committees and conducted comprehensive education to several intercollegiate athletic conferences. He has served on the National Association of Athletic Compliance Coordinators Executive Committee and the subcommittee of Big 12 Directors of Compliance.

He received his bachelor's degree in finance from UNL in 1985 and his juris doctorate from the University of Nebraska School of Law in 1989.

Burton is a native of Falls City, Neb., and graduated from Falls City High School in 1981. He and his wife, Krista, originally from Omaha, have a 7-year-old daughter, Elly, a 3-year-old son, Robert Falk, and a son, McClain John, who was born in January of 2002.

Athletic Department Staff



Holly Adam
Assistant Director
of Ticket Operations



Dr. Lonnie Albers
Director of
Athletic Medicine



Chris Anderson
Assistant A.D.,
Sports Information Director



Mike Arthur
Assoc. Director of
Athletic Performance



Bryan Bailey
Coordinator of Research



Jamar Banks
Academic Counselor



Gary Barga
Director of Compliance



Jon Barnett
HuskerVision
Broadcast Engineer



Steve Beck
Human Resources
Manager



Theresa Becker
Assistant Director
of Compliance



Brad Brown
Assistant
Athletic Trainer



Jan Brown
Assistant Business
Services Manager



Don Bryant
Sports Information
Director Emeritus



Craig Busboom
Business Services
Manager



Courtney Carter
Assistant Strength
Coach



Dr. Pat Clare
Chief of Staff,
Orthopedic Surgeon



Derek Clark
Assistant Athletic
Trainer



Clint Dominick
Asst. Devaney Center
Strength Coach



Heidi Cuca
Assistant A.D./
Marketing



Tom Dufresne
Assistant Athletic
Trainer



Dr. Robert Dugas
Team Orthopedist



Tad Dunn
Event Management
Specialist



Jan Eby
Bill Byrne's Secretary



Boyd Epley
Assistant A.D., Dir. of
Athletic Performance



Chuck Ford
Building and Grounds
Supervisor



Derek Freeman
Business Systems
Specialist



Michelle Glover
HuskerVision Video
Production Specialist



Randy Gobel
Asst. Director of
Athletic Performance



Mike Greenfield
Asst. Devaney Center
Strength Coach



James Harris
Coordinator of
Sports Nutrition

Athletic Department Staff



Kirk Hartman
HuskerVision Video
Production Specialist



Dr. Tom Heiser
Team Physician,
Orthopedist



Dr. Barbara Hibner
Associate A.D./Senior
Woman Administrator



John Ingram
Director of Facilities



Katie Jewell
Academic Counselor



Nancy Kenny
Assoc. A.D. for
Financial Management



Shot Kleen
Chief Engineer
HuskerVision



Dennis Leblanc
Asst. A.D., Academic
Programs/Services



Paul Meyers
Director of
Development



Amanda Monterastelli
Assistant Athletic
Trainer



Eric Muff
Computing Specialist



Doak Ostergard
Associate Head
Athletic Trainer, ATC



Terry Pettit
Assistant to the A.D.,
Coaches' Advocate



Larry Puntaney
Senior Internet Producer



Kendra Quandt
Development Officer



Kim Schellpeper
Academic Counselor



Jeff Schmahl
Director of HuskerVision




Rick Schwieger
Assistant Director
of Development



Dr. Jack Stark
Performance
Psychologist



Michael Stephens
Director of Licensing



Dr. Scott Strasburger
Team Physician,
Orthopedist



Barry Swanson
Assistant Director
of Marketing



Jay Terry
Equipment Manager



Karen Underwood
Skybox Director



Chad Wade
Assistant Strength Coach



Jerry Weber
Head Trainer



Keith Zimmer
Assoc. Director
Academic Services



N

2002-03 OUTLOOK

2002-03 Schedule

Day	Date	Opponent	Site	TV	Time
Thurs.	Nov. 7	EA Sports (Exh.)	Lincoln, Neb.	—	7:05 p.m.
Thurs.	Nov. 14	Sports Tours (Exh.)	Lincoln, Neb.	—	7:05 p.m.
		<i>Top of the World Classic</i>	<i>Fairbanks, Alaska</i>	—	
Thurs.	Nov. 21	at Centenary			Midnight
Sat.	Nov. 23	vs. UW-Green Bay/Alaska-Fairbanks			TBA
Sun.	Nov. 24	TBA			TBA
<i>Top of the World Classic participating teams: Nebraska, UC Santa Barbara, Alaska-Fairbanks, UW-Green Bay, Ball State, Jacksonville State, Centenary and Weber State.</i>					
Sun.	Dec. 1	Texas-San Antonio	Lincoln, Neb.	—	2:05 p.m.
Thurs.	Dec. 5	South Florida	Tampa, Fla.	ESPN2	6 p.m.
Sun.	Dec. 8	Minnesota	Lincoln, Neb.	—	2:05 p.m.
Sat.	Dec. 14	IPFW	Lincoln, Neb.	—	7:05 p.m.
Sat.	Dec. 21	Creighton	Lincoln, Neb.	—	7:05 p.m.
		<i>ASU Hoops Classic</i>	<i>Tempe, Ariz.</i>	—	
Fri.	Dec. 27	vs. UC Santa Barbara			6 p.m.
Sat.	Dec. 28	vs. Arizona State/Bucknell			TBA
Tues.	Dec. 31	Eastern Washington	Lincoln, Neb.	—	2:05 p.m.
Sat.	Jan. 4	Denver	Lincoln, Neb.	—	2:05 p.m.
Tues.	Jan. 7	Lipscomb	Lincoln, Neb.	—	7:05 p.m.
Sat.	Jan. 11	at Kansas#	Lawrence, Kan.	ESPN Regional	12:45 p.m.
Wed.	Jan. 15	Texas A&M#	Lincoln, Neb.	—	7:05 p.m.
Sat.	Jan. 18	Colorado#	Lincoln, Neb.	—	7:05 p.m.
Wed.	Jan. 22	at Kansas State#	Manhattan, Kan.	—	7 p.m.
Sat.	Jan. 25	at Iowa State#	Ames, Iowa	ESPN Regional	12:45 p.m.
Wed.	Jan. 29	Missouri#	Lincoln, Neb.	—	7:05 p.m.
Sat.	Feb. 1	Kansas#	Lincoln, Neb.	ESPN	1 p.m.
Wed.	Feb. 5	at Texas Tech#	Lubbock, Texas	—	8:15 p.m.
Wed.	Feb. 12	Oklahoma State#	Lincoln, Neb.	—	7:05 p.m.
Sat.	Feb. 15	Texas#	Lincoln, Neb.	ESPN Regional	12:45 p.m.
Tues.	Feb. 18	at Missouri#	Columbia, Mo.	—	7 p.m.
Sat.	Feb. 22	at Baylor#	Waco, Texas	—	2 p.m.
Tues.	Feb. 25	Kansas State#	Lincoln, Neb.	—	7:05 p.m.
Sat.	March 1	Iowa State#	Lincoln, Neb.	—	7:05 p.m.
Tues.	March 4	at Oklahoma#	Norman, Okla.	—	7 p.m.
Sat.	March 8	at Colorado#	Boulder, Colo.	—	8 p.m.
Thurs.-Sun.	March 13-16	at Big 12 Tournament	Dallas, Texas	ESPN Regional	TBA

#Big 12 Conference game

All times Central Standard and subject to change. Home games in bold.

Schedule Notes

► The Huskers look to continue their dominance at home in the 2002-03 season. Nebraska has recorded a 308-94 mark in games at the Devaney Center over the past 26 years. The Huskers have never had a losing season at the Devaney Center and have recorded double-figure win totals 21 times during that span.

► Nebraska will participate in two regular-season tournaments in 2002-03, including the Top of the World Classic in Fairbanks, Alaska, on Nov. 21-24 and the ASU Hoops Classic in Tempe, Ariz., on Dec. 27-28. Last season, the Huskers did not play in a regular-season tournament. The last time Nebraska faced off in a regular-season tournament came in 2000-01, when the Huskers won the San Juan Shootout when they recorded three wins by a combined four points. NU also defeated Miami in the FedEx Orange Bowl Classic and placed third in the Husker Classic that year.

► NU has ranked among the top 60 nationally in strength of schedule in each of Coach Barry Collier's first two seasons with the program. The

Huskers will have one of the nation's toughest schedules again in 2002-03 when they face the usual suspects in Kansas, Oklahoma, Missouri, Oklahoma State and Texas, among others, during the league slate. During the non-conference schedule, Nebraska will face four foes for the first time in the program's history, including Centenary, South Florida, IPFW and Lipscomb. Nebraska could also face Jacksonville State (at Top of the World Classic) and Bucknell (at ASU Hoops Classic) for the first time.

► Nebraska will face several top opponents in conference play during the 2002-03 campaign. The schedule includes matchups with four teams — Kansas, Oklahoma, Missouri and Texas — that finished last year ranked in at least one national top 25 poll. Texas Tech and Oklahoma State were also ranked at some point during the 2001-02 regular season.

► The Huskers will be seen on regional or national television at least six times this season. Nebraska games will also be streamed live on the internet

for the first time this year, as nearly every home contest is scheduled to be broadcast on HuskersNside.com, through Huskers.com.

► The 2002-03 season will mark the seventh year of Big 12 Conference action. Over the past six years, the Big 12 has been one of the top conferences in the nation, annually sending at least six teams to postseason play. Last year, six squads earned bids to the NCAA Tournament, with Kansas and Oklahoma reaching the Final Four, and Missouri winning three contests to earn a berth in the Elite Eight.

► The Big 12 Conference Tournament will be held March 13-16 at American Airlines Arena in Dallas, Texas. This season will mark the first time in the Big 12 Conference era it has not been held in Kansas City at Kemper Arena.

► Nebraska holds an all-time combined mark of 636-762 against opponents on the 2002-03 schedule, including a 588-700 record against league foes.

2002-03 Numerical Roster

No.	Name	Pos.	Ht.	Wt.	Yr.	Hometown (High School/Previous School)
0	Wilson Thomas**	F	6-6	215	Sr.	Omaha, Neb. (North)
1	Jason Dourisseau	G	6-5	185	Fr.	Omaha, Neb. (Burke)
4	Nate Johnson	G	6-2	180	Jr.-TR	Kansas City, Kan. (Wyandotte/Penn Valley CC)
11	Wesley Wilkinson	F	6-9	205	Fr.	Grand Island, Neb. (Grand Island)
12	Jake Muhleisen*	G	6-4	195	So.	Lincoln, Neb. (Southeast)
15	Bronsen Schliep	F	6-7	215	R-Fr.	Fairfield, Neb. (Sandy Creek)
20	Brian Conklin**	F	6-11	240	Jr.	Hubbard, Ohio (Hubbard)
21	Corey Simms*	G	6-5	205	So.	St. Louis, Mo. (Normandy)
24	Roy Enright	C	6-9	250	Fr.	Omaha, Neb. (Burke)
25	Adam Bohac**	G	6-1	185	Jr.	Kimball, Neb. (Kimball)
32	Brennon Clemmons*	G	6-2	185	Sr.	Indianapolis, Ind. (Northwest/Olney Central (Ill.) CC)
33	Marques McCarty*	F	6-5	195	So.	Sugarland, Texas (Stephen F. Austin)
40	Dan Heimos*	C	6-11	240	So.	Waterloo, Ill. (Gibault)
44	John Turek*	F	6-9	240	So.	Council Bluffs, Iowa (Abraham Lincoln)
45	Tony Wilbrand	C	6-10	250	R-Fr.	Alliance, Neb. (Alliance)
50	Andrew Drevo	F	6-8	270	Jr.	Lincoln, Neb. (Lincoln Christian/Morningside College)

Head Coach: Barry Collier (Butler University, 1976), 27-31 in two seasons at Nebraska, 223-163 in 13 seasons as head coach

Assistant Coaches: Reggie Rankin (Ohio University, 1989), Mike Broughton (Indiana Wesleyan University, 1977), Doug Novsek (Southern Illinois University-Carbondale, 1987)

*-letters earned

2002-03 Alphabetical Roster

No.	Name	Pos.	Ht.	Wt.	Yr.	Hometown (High School/Previous School)
25	Adam Bohac**	G	6-1	185	Jr.	Kimball, Neb. (Kimball)
32	Brennon Clemmons*	G	6-2	185	Sr.	Indianapolis, Ind. (Northwest/Olney Central (Ill.) CC)
20	Brian Conklin**	F	6-11	240	Jr.	Hubbard, Ohio (Hubbard)
1	Jason Dourisseau	G	6-5	185	Fr.	Omaha, Neb. (Burke)
50	Andrew Drevo	F	6-8	270	Jr.	Lincoln, Neb. (Lincoln Christian/Morningside College)
24	Roy Enright	C	6-9	250	Fr.	Omaha, Neb. (Burke)
40	Dan Heimos*	C	6-11	240	So.	Waterloo, Ill. (Gibault)
4	Nate Johnson	G	6-2	180	Jr.-TR	Kansas City, Kan. (Wyandotte/Penn Valley CC)
33	Marques McCarty*	F	6-5	195	So.	Sugarland, Texas (Stephen F. Austin)
12	Jake Muhleisen*	G	6-4	195	So.	Lincoln, Neb. (Southeast)
15	Bronsen Schliep	F	6-7	215	R-Fr.	Fairfield, Neb. (Sandy Creek)
21	Corey Simms*	G	6-5	205	So.	St. Louis, Mo. (Normandy)
0	Wilson Thomas**	F	6-6	215	Sr.	Omaha, Neb. (North)
44	John Turek*	F	6-9	240	So.	Council Bluffs, Iowa (Abraham Lincoln)
45	Tony Wilbrand	C	6-10	250	R-Fr.	Alliance, Neb. (Alliance)
11	Wesley Wilkinson	F	6-9	205	Fr.	Grand Island, Neb. (Grand Island)

Pronunciation Key

Barry Collier – Call-yer
 Adam Bohac – BO-hach
 Jason Dourisseau – Dah-ROO-so
 Andrew Drevo – DREE-voe
 Dan Heimos – HIGH-mos
 Marques McCarty – MAR-cuss
 Jake Muhleisen – MULE-high-sen
 Bronsen Schliep – Shleep
 John Turek – TUR-eck

Huskers by Class

Seniors (2)
 Brennon Clemmons
 Wilson Thomas

Juniors (4)
 Adam Bohac
 Brian Conklin
 Andrew Drevo
 Nate Johnson

Sophomores (5)
 Dan Heimos
 Marques McCarty
 Jake Muhleisen
 Corey Simms
 John Turek

R-Freshmen (2)
 Bronsen Schliep
 Tony Wilbrand

Freshmen (3)
 Jason Dourisseau
 Roy Enright
 Wesley Wilkinson

Huskers by State

Illinois (1)
 Dan Heimos

Indiana (1)
 Brennon Clemmons

Iowa (1)
 John Turek

Kansas (1)
 Nate Johnson

Missouri (1)
 Corey Simms

Nebraska (9)
 Adam Bohac
 Jason Dourisseau
 Andrew Drevo
 Roy Enright
 Jake Muhleisen
 Bronsen Schliep
 Wilson Thomas
 Tony Wilbrand
 Wesley Wilkinson

Ohio (1)
 Brian Conklin

Texas (1)
 Marques McCarty

Huskers by Major

Business (6)
 Andrew Drevo (Administration)
 Dan Heimos (Administration)
 John Turek (Administration)
 Bronsen Schliep (Administration)
 Wesley Wilkinson (Administration)
 Wilson Thomas (Management)

Communication Studies (1)
 Marques McCarty

Computer Science (1)
 Tony Wilbrand

Finance (2)
 Adam Bohac
 Jake Muhleisen

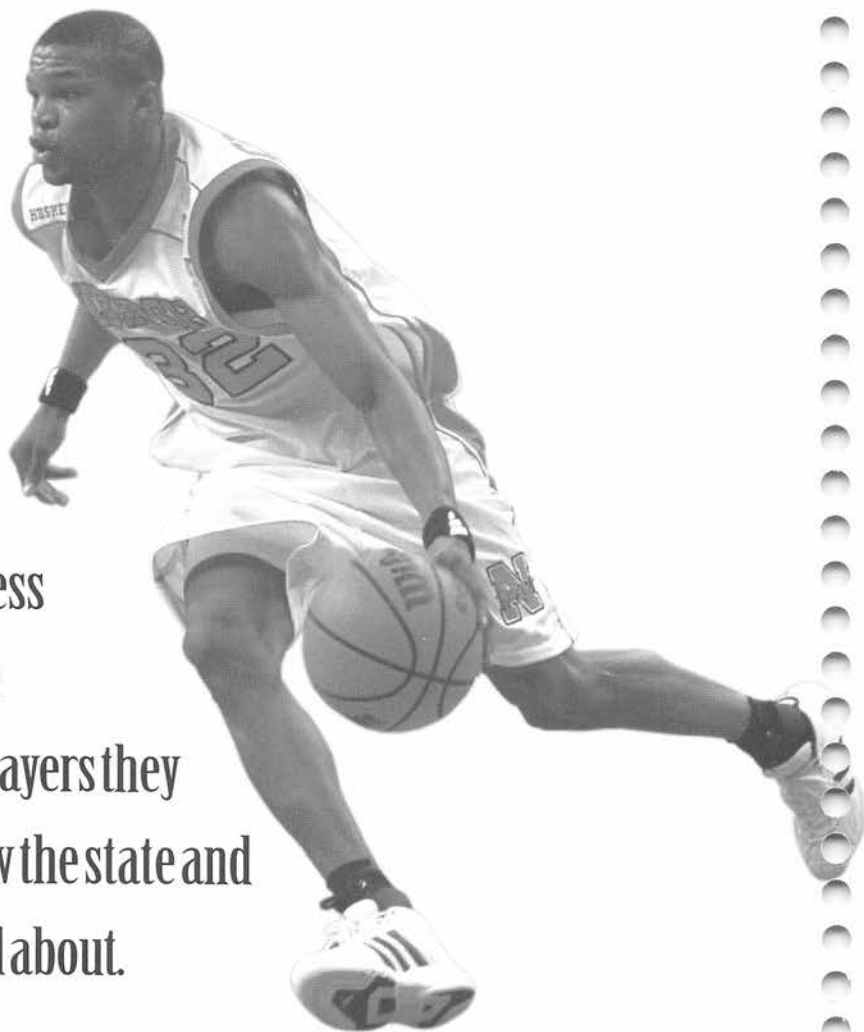
Secondary Education (1)
 Brian Conklin

Sociology (2)
 Brennon Clemmons
 Nate Johnson

Undeclared (3)
 Jason Dourisseau
 Roy Enright
 Corey Simms

It's A Whole New Ball Game

After gaining respect throughout the league for a blue-collar work ethic and grinding defense last year, Nebraska looks to turn up the intensity several notches in 2002-03 while searching for a postseason berth. Though the process is not yet complete, the Huskers are confident in their system and the players they have in place, and are ready to show the state and the nation what Nebrasketball is all about.



Just like any other season, there are changes on hand for the Nebraska basketball team as it looks to replace two of its top three scorers from last year's squad while initiating seven newcomers into Division I play. But, unlike many other seasons, the optimism that the coaches and players are showing heading into the 2002-03 campaign has been contagious throughout Lincoln and the state, and there is good reason.

With two full years on the recruiting trail, the NU coaching staff has assembled a lineup full of talented players. Fourteen members of the squad have been brought in under Coach Collier and his assistants, combining with two others to make a cohesive unit. Every player on the team has strong fundamental basketball skills, but also possesses the intangibles that have been the trademarks of the Collier-led teams that reached the postseason six times in the past 13 years. Each has a winning attitude, is an intelligent basketball player who is unselfish on the floor and strives to represent his teammates and school in the best possible light, on and off the court.

"Our assistant coaches have done an excellent job recruiting," Coach Barry Collier said. "We

always try to bring in players who have the potential to flourish in our system, who can play within that style and contribute on both ends of the floor. We have that with these players and are bullish on the potential they have, not just for the future, but for what they can accomplish this season."

Nebraska returns nine letterwinners from last year's team that placed seventh in the league standings, including the team leaders for assists, steals, rebounds and blocked shots. Four of those returnees were in the starting lineup for at least half of the team's contests in 2001-02 and combined for more than 2,700 minutes played. Two others saw significant action in every league contest.

The Huskers will also ask a talented, four-man recruiting class – ranked among the top 30 classes in the nation by several publications – to contribute from the first tipoff. Among the new faces are the top high school standouts in the state of Nebraska and one of the top junior college players a year ago.

After losing five seniors last year, several new leaders will have to step up to guide the Huskers

against a tough non-conference and league slate that pits Nebraska against some of the top teams in the country. The role of leading the relatively inexperienced Huskers against those highly regarded teams will likely fall on the shoulders of junior forward Brian Conklin and sophomore guard Jake Muhleisen. Conklin is one of only three players on the roster with more than one year of experience playing for Nebraska and has one-third of the team's combined starts with 27 in his career. Muhleisen is Nebraska's floor general despite having only one year of experience with the Huskers. The Lincoln native played the point, shooting guard and on the wing and started all but one contest last season.

A smooth transition may be enabled by the luxury of depth that Nebraska has not seen in recent seasons. The Huskers have seven players 6-8 or taller who can work the paint, while Nebraska's backcourt will likely be one of the most versatile in the league. Working everyone into the mix will be the task of Collier and his staff, who last year proved their skill at changing looks in the lineup to put the Huskers in the best possible situations to succeed.

former Husker and current Washington Wizard Tyrone Lue as the only freshmen in Nebraska history to record 100 assists. Muhleisen's heady play directing traffic, along with his size and ability to score on a consistent basis – he recorded double-figure points 21 times in 28 games – allows him to play the point, shooting guard and on the wing.

Muhleisen enters the season fresh off an appearance on the Big 12 All-Star team that toured Scandinavia during the summer of 2002. After playing a team-high 821 minutes as a rookie for NU, he went on to represent the Huskers well in Europe, finishing fourth on the squad in scoring, second in steals and third in assists while helping the team to a perfect 6-0 record. The additional playing time provided Muhleisen a jump start to the season and could be

beneficial to his performance after being exposed to several new styles of play.

When Muhleisen moves from point guard to shooting guard or out to the perimeter, Clemmons can effectively guide Nebraska while bringing another dimension to the court. One of the quickest Huskers, Clemmons moves the ball up the floor quickly and showcased his solid passing skills by dishing out 76 assists in his first season in Lincoln. His speed also creates offensive opportunities, as he can turn the corner and drive the lane as well as any returning player. A terrific slasher in the paint, Clemmons led NU with 106 free throw attempts (73 made) as he was often fouled last season before completing the play.

By driving to the basket and forcing the defense back, Clemmons helped the Huskers by averaging 8.8 points per game in 2001-02, the fourth-highest total on the squad. His speed paid dividends on the defensive end as well, as he led the team with 1.7 steals per game (48 total) to tie for fourth in the league standings.

Despite his size, Clemmons gives Nebraska another solid rebounder, as he averaged 5.0 boards per game last year to rank second on the squad. He led the team with 97 defensive rebounds and ranked among the top 15 rebounding guards (6-2 and under) nationally in 2001-02.

Muhleisen and Clemmons are not the only returning Husker guards who contributed last season. Sophomore Corey Simms and junior Adam

Bohac return with more experience and are better prepared for the rigors of the tough Big 12 Conference. Simms, who averaged 3.6 points and 2.3 rebounds per game as a freshman, showed promise in his first year at NU. The 6-5 Simms can mix it up in the paint or pull up for the mid-range jumper, while his size is an asset on the boards. Bohac, one of only three letterwinners with more than one of year experience, provides needed depth in the backcourt. Bohac is a hard-nosed player who has good shooting ability and defensive skills, and plays a key role in helping prepare the Huskers for opposing teams.


All four returnees in the backcourt will be looked to for more offensive productivity this season. The addition of two newcomers to the mix will provide healthy competition among the guards, and could allow Nebraska to run a three-guard offense at times.

One of the top JUCO players in the nation last season, junior transfer Nate Johnson will have a chance to find immediate playing time in his first season in Lincoln. An athletic 6-2, 180-pounder from Kansas City, Johnson was the JUCO Division II national player of the year in 2002 after averaging 26.5 points per game to rank fifth nationally. Johnson's ability to create offense inside and outside the arc will benefit NU, as will his speed and tenacity on the defensive end.

Johnson was highly recruited after being ranked among the top 50 junior college prospects entering his sophomore campaign. He brings a winning attitude to the floor, as he guided his Penn Valley Community College squad to the national title game last season, including a 48-point outburst in the national semifinals. After playing the point for Penn Valley last year when he ranked in the top 30 nationally in assists per game, Johnson could easily shift to shooting guard this season, although his experience running the offense gives NU a triple threat at point guard.

Another newcomer who will be looking for minutes in the backcourt is freshman Jason Dourisseau. A native of Omaha, Dourisseau has the ability to lift the team on the offensive end. A natural scorer who averaged more than 17 points per game as a senior in high school, Dourisseau was ranked among the top 200 recruits nationally after he and fellow Husker rookie Roy Enright led Omaha Burke to its third straight state semifinal appearance as seniors. With good size and a solid shooting touch from the perimeter, Dourisseau can provide a nice complement to NU's offense on the wing early in his career.

"Each player brings different skills to the table, and it is our goal as coaches to utilize those skills in the best




Bringing It Up

Replacing two of their top three scorers from last season in guards Cary Cochran and John Robinson II will be a priority for the Huskers in 2002-03. The task will be tough, as the duo accounted for 25 points per game while combining for 139 three-pointers, 178 rebounds, 134 assists and 62 steals. But Nebraska is far from depleted of talent in the backcourt, as the Huskers return four letterwinners, including two who started at least 14 games last year. They also add two newcomers who will fight for immediate playing time, providing Nebraska quite possibly its deepest backcourt in several seasons.

With a year of experience under their belts, senior Brennon Clemmons and sophomore Jake Muhleisen return to guide the squad toward its first postseason appearance in four years. The pair have the most time running the offense of any of the Huskers, and are multi-talented athletes who can do more than just distribute the ball. Each can create his own shot and score, and they are two of the best defenders on the team.

Their return gives Nebraska one of the top combinations at the point guard position in the league. The duo helped Nebraska rank first in the Big 12 and third nationally in fewest turnovers last year, as NU committed just 317 turnovers in 28 games (11.3 per game).

Muhleisen looks to continue his climb up the NU charts after starting his career in fine fashion last year. He created possibly the biggest stir of the 2001-02 campaign by finishing third on the team in scoring at 11.7 points per game while adding 3.5 rebounds and a team-high 3.8 assists. He joined



What NU Has Returning ...

Lettermen	9
Starters	^4
Career Games Started	80
Points Scored*	1,077 (55.1%)
Average Points Per Game	45.7
Field Goals Made*	409 (62.4%)
Field Goals Attempted*	1,030 (61.8%)
Three-pointers Made*	126 (47.2%)
Three-pointers Attempted*	370 (50.8%)
Free Throws Made*	245 (65.3%)
Free Throws Attempted*	387 (69.7%)
Rebounds*	644 (64.5%)
Assists*	251 (63.4%)
Blocks*	78 (88.6%)
Steals*	123 (60.6%)

[^]based on starting at least 50 percent of 2001-02 team games
 * parenthesis is percentage of returning 2001-02 team total

way possible to benefit the team," Collier said. "We are relatively inexperienced, with only one senior and one junior with starting experience at this level. The rest of the balance of the team is made of sophomores and newcomers. We know we will improve as these players gain experience.

"But their versatility will be utilized and will benefit the team this season, especially with three players who are able to play the point effectively and have other skills, like being able to score, defend and rebound."

In the Paint

While the Huskers should be improved in the backcourt despite losing two of the team's top scoring threats from last season, the battle for playing time in the paint could lead to the most dramatic improvements on the squad in 2002-03. Bolstering the Huskers' optimism are Nebraska's seven frontline players who will fight for time on the court and will possibly give NU one of its biggest lineups in years. The height they bring, along with the added weight put on during the off-season conditioning program, will help NU match up better defensively against larger teams and may provide a more balanced rebounding effort.

"We think that this team's size, the fact that we have seven players standing 6-8 or better, will be a major plus this season compared to the past two years," Collier said. "We will have some depth in the low post. Now we have to put those players in position to create mismatches on the offensive side and be able to defend on the other end of the floor."

Returning as the Huskers' veteran leader, junior forward Brian Conklin has the most experience of any player after seeing time in 58 games over the past two seasons, including 27 starts. Along with center Dan Heimos, Conklin is the tallest player on the team at 6-11 and has added more than 40 pounds to his frame since

joining the Huskers.

With good size and soft hands, Conklin provides the Huskers with a viable scoring option in the interior. He has shown glimpses of solid play at times while effectively roaming the low post, but the Husker coaching staff has found a better way to utilize his talents, as Conklin creates serious matchup problems when he moves out to the perimeter. One of the best long-range shooters in the country, Conklin's ability to pour in three-pointers helped him rank fourth on the squad with 9.1 points per game last season, while adding 3.5 rebounds per contest.

Conklin's consistency outside the arc was nearly flawless during his sophomore campaign, as he led the team and ranked sixth in the league in three-point field-goal percentage by hitting at a 43.3-percent (65-of-150) clip. After finishing 29th nationally in three-point field-goal percentage, Conklin was the only player 6-8 or taller to rank among the top 30, and was the only player over 6-10 to record at least 25 three-pointers.

Joining Conklin in the frontcourt again this season will be sophomore forward John Turek. After a meteoric rise as a rookie last year, Turek will continue to be a force inside for the Huskers. One of the hardest workers on the court, he came on strong in the second half of the 2001-02 campaign to lead Nebraska in rebounding and blocked shots. Utilizing his strength and speed around the glass, Turek recorded 162 rebounds to set the Nebraska rookie record, while his 39 blocked shots tied the freshman mark. He was the first freshman in school history to lead the team in rebounding after averaging 6.2 boards per game.


Turek's workmanlike effort provides Nebraska with a solid offensive presence in the paint as well. After seeing action off the bench in each of Nebraska's first 11 games, Turek started his final 15 appearances and averaged 5.4 points per game for the season. One of the most athletic big men in the league, Turek hit better than 50 percent from the floor in the final four games of the year after returning from an injury. An intelligent player, Turek committed just 19 turnovers in 592 minutes on the court.

Also returning for Nebraska, Heimos and Marques McCarty, both sophomores, will contend for more playing time this year after developing their games in the off-season. Heimos has good footwork for a center, giving

NU another scoring option inside 15 feet, and providing depth on the boards. With the longest wingspan of any Husker, Heimos is also a capable shot blocker, as he tied for second on the team with 10 blocked shots last season. McCarty is a versatile player who can roam on the wing or score inside. McCarty is also an asset with his speed and athleticism when crashing the boards and on defense. Playing within the system, he provides solid depth at small forward.

Another player who could return this season is forward Wilson Thomas. A starter in three games last season, Thomas energizes the team while on the court with his hustling, never-quit attitude. A capable rebounder – who had nearly 55 percent of his boards on the offensive glass last season – Thomas is the starting split end for the Husker football team. It is not certain whether he will return to the hardwood or forgo his senior hoops campaign to prepare for the NFL Combine.

Giving Nebraska the luxury of depth throughout the lineup, five newcomers



the top post players in the league.

Two freshmen join the battle in their first season in Lincoln. Forward Wesley Wilkinson was one of the top prep players in the state of Nebraska in recent years, and was selected the Gatorade Player of the Year for the state in 2002. Wilkinson, who helped his Grand Island High School team to two state titles in four years, has good speed and jumping ability, and is a natural scorer with range out to the three-point arc. Wilkinson, who averaged 18.6 points and 7.5 rebounds as a senior, is also a tremendous talent on defense, and led his team with 90 blocked shots last year.

Another rookie, center Roy Enright joins the Huskers after a solid high school career, which also paired him with current Husker freshman Jason Dourisseau. Enright, who was ranked among the top 20 centers in the country by two prep services last season, enters his first collegiate season with good size at 6-9, 250 pounds. Enright moves well around the goal and can provide solid defensive support down low, and will benefit from gains made in the Husker Power program.

Size Has Its Advantages

After spending much of last season attacking opposing defenses from the perimeter, the Huskers look to establish more of a presence in the paint this season. To help Nebraska go to a bigger lineup, the coaching staff has assembled a roster with seven players 6-8 or taller. Returning up front will be forwards Brian Conklin (6-11) and John Turek (6-9), along with center Dan Heimos (6-11). Newcomers who will bolster the frontcourt include forward Andrew Drevo (6-8), center Tony Wilbrand (6-10), forward Wesley Wilkinson (6-9) and center Roy Enright (6-9).

Hitting From Downtown

The Huskers' three-point attack may see the biggest benefit of the renewed effort toward a more balanced frontcourt. Considering the success Nebraska had from long-range last season, records may fall again in 2002-03.

Nebraska returns nearly half of its production outside the arc from last season when the Huskers set team records for three-pointers made (267) and attempted (729). The record total of three-pointers made was 73 more than the previous mark set in 1994, helping Nebraska rank third in the nation in three-pointers per game (9.5).

Junior Brian Conklin leads the way after hitting 65-of-150 (43.3 percent) last year. The 65 treys were a Nebraska sophomore

record, breaking the previous mark of 62 by NU's all-time three-point leader, Cary Cochran. Conklin needs just 12 three-pointers to become the ninth Husker to reach 100 in a career.

Other serious threats behind the arc are sophomore guard Jake Muhleisen (35-of-124, 28.2), senior guard Brennon Clemmons (22-of-64, 34.4) and sophomore guard Corey Simms (4-of-10, 40.0). Newcomers Nate Johnson, Andrew Drevo, Wesley Wilkinson and Jason Dourisseau also provide firepower from long range.


Making The Grade

Succeeding on the court is not the only objective of the Huskers these days. The team also prides itself on making the grade in the classroom, where the Huskers owned a cumulative 3.096 grade-point average through the 2002 summer session. Nebraska looks to continue its recent trend of success in the classroom after having two Huskers named to the Academic All-Big 12 first team last year and having four earn Dean's List honors from the university. Nebraska also had six players selected to the Big 12 Commissioner's honor roll in fall 2001, while four were picked in fall spring 2002.

Big Blockers

Nebraska received an unexpected boost in the shot blocking department last season with the development of forward John Turek. The Council Bluffs, Iowa, native came on strong in conference play before tying the Nebraska freshman record with 39 blocked shots. Turek accounted for nearly 45 percent of the team total (88), and was the only Husker to record more than 10 blocks on the season. After a good off-season conditioning program, Turek will return stronger than ever to attempt to crack the NU career list, as he needs just 22 to tie Andre Smith for 10th place.

Turek will likely receive better support in that department this season, as the Huskers have seven players 6-8 or taller on the squad. Center Dan Heimos looks to contribute more in his sophomore campaign after tying for second on the team with 10 blocked shots as a rookie. Nebraska also adds the services of 6-9 freshman Wesley Wilkinson. Wilkinson was one of the top shot blockers in the prep ranks last season, as he recorded 90 blocked shots last year and 248 during his career.




join the Huskers in search of playing time up front in 2002-03. Three of those players have had the benefit of playing in the system for the past year while redshirting.

The most versatile newcomer in the paint will be junior forward Andrew Drevo, who joined the Huskers last season after transferring from Morningside (Iowa) College. A native of Lincoln, Drevo showed a solid all-around game during his redshirt season and will likely see significant time on the court this year.

The Huskers' widest body at 270 pounds, the 6-8 Drevo is one of the team's top shooters from inside and outside the three-point line. Drevo moves well without the ball and has a knack for getting free in the lane. A smart player, Drevo is able to hit the mid-range jumper and can extend defenses out to the three-point line, where he was one of the most accurate three-point shooters on the court while playing for the scout team last year.

Also returning after a redshirt season, Bronsen Schliep is a 6-7, 215-pounder who walked on last season and attends Nebraska on a Regents Scholarship. He gives Nebraska another athletic body and can run the floor well. He possesses solid scoring and rebounding ability while utilizing his quickness to defend bigger opponents in the paint.

Tony Wilbrand, another inside banger at 6-9 and 250 pounds, has a blue-collar work ethic that will let him provide good offensive support while picking up rebounds in the middle. His wide body gives Nebraska another option defending some of





The

Barry Collier Show

Join Coach Collier and host Larry Puntoney for your inside look at the men's basketball team.


STATION LISTINGS (Check local listings for exact date and time)

STATION	COVERAGE AREA	DAY	TIME
KMTV	Omaha	Sun.	10:35 p.m.
KOLN/KGIN	Lincoln/Grand Island	Sun.	10:35 p.m.
			(11:35 p.m. on Jan. 5)
KSTF	Scottsbluff	Tues.	7 p.m.
KIIT	North Platte	Tues.	5 p.m.
Cox 9	Tulsa	Tues.	4:30 p.m.
Cox 3	Oklahoma City	Tues.	4:30 p.m.
Metro Sports	Kansas City	TBA	TBA
Lakes TV	Northwest Iowa	Wed.	11 p.m.
Cable One	Sioux City, Iowa	Wed.	9 p.m.
St. Josephs' Cablevision	St. Joseph, Mo.	TBA	TBA

Want to watch the show on your own time?


Log on to Huskers.com to find out how.





N

THE PLAYERS



Adam Bohac

25

6-1 ▶ 185 ▶ Junior ▶ Guard ▶ Kimball, Neb. (Kimball)

▶ 2001-02 Season Highs ◀

Points	None
Field Goals Made	None
Field Goals Attempted	1 (two times)
Rebounds	1 (vs. Western Illinois, 12/5/01)
Assists	1 (two times)

▶ Outlook ◀

Junior Adam Bohac (pronounced BO-hach) is in his third year in the program after walking on for the Huskers in 2000-01. A tough competitor who goes hard on every play, Bohac will again provide solid depth at point guard and gives NU another capable defender in the backcourt.

▶ 2001-02 (Sophomore) ◀

Bohac ran the opposing team's offense during practices, while seeing action in 10 games, helping the Huskers to a 6-4 record in those contests. He gained a total of 16 minutes on the court. He grabbed his first career rebound vs. Western Illinois, and had one assist against UT-San Antonio. Bohac added another assist against Oklahoma. In the classroom, he was named to the Big 12 Commissioner's Fall Honor Roll.

▶ 2000-01 (Freshman) ◀

Bohac played in five games, coming off the bench to total eight minutes of action on the season. He attempted just one shot during the year, a three-pointer against Big 12 foe Texas A&M, and had one steal in Nebraska's season opener against Oral Roberts.

▶ High School ◀

Bohac was a four-year letterman for Coach Ken Smith at Kimball High School. As a senior, he averaged 25.8 points per game with six rebounds and six assists. He was named to the Class C1 all-state first team, and was tabbed league and region player of the year. He finished his prep career as Kimball's second all-time leading scorer with 1,038 career points. In addition, he was the school's leader in career assists (358) and steals (229), and had single-game school marks for points (40), steals (9) and assists (15).

A standout athlete who also lettered four years in football and track, Bohac was an honor roll member for four straight years and was a member of the National Honor Society.

▶ Personal ◀

Adam is the son of Kerry Bohac and Shelly Brown. He has a stepfather, Jerry Brown, and three brothers, A.J., Andrew and Taylor. Adam was born Feb. 12, 1982, and is a finance major at Nebraska. He chose the Huskers over Drake and Nebraska-Kearney.

▶ 2001-02 Game-by-Game (10 games) ◀

Opponent	MP	FG-A	3FG-A	FT-A	R	F	A	B	S	Pts.
UT-San Antonio	1	0-0	0-0	0-0	0	0	1	0	0	0
Wofford	1	0-0	0-0	0-0	0	0	0	0	0	0
Western Illinois	2	0-0	0-0	0-0	1	2	0	0	0	0
at Pacific	1	0-0	0-0	0-0	0	0	0	0	0	0
Savannah State	5	0-1	0-1	0-0	0	0	0	0	0	0
at Kansas*	1	0-1	0-0	0-0	0	0	0	0	0	0
Oklahoma*	2	0-0	0-0	0-0	0	0	1	0	0	0
at Colorado*	1	0-0	0-0	0-0	0	0	0	0	0	0
Kansas State*	1	0-0	0-0	0-0	0	0	0	0	0	0
at Texas A&M*	1	0-0	0-0	0-0	0	0	0	0	0	0
Totals	16	0-2	0-1	0-0	1	2	2	0	0	0

^Big 12 Tournament game *Big 12 Conference game

▶ 2000-01 Game-by-Game (5 games) ◀

Opponent	MP	FG-A	3FG-A	FT-A	R	F	A	B	S	Pts.
at Oral Roberts	2	0-0	0-0	0-0	0	0	0	0	1	0
Eastern Illinois	1	0-0	0-0	0-0	0	0	0	0	0	0
Winthrop	1	0-0	0-0	0-0	0	0	0	0	0	0
Alaska-Fairbanks	3	0-0	0-0	0-0	0	0	0	0	0	0
Texas A&M*	1	0-1	0-1	0-0	0	0	0	0	0	0
Totals	8	0-1	0-1	0-0	0	0	0	0	1	0

^Big 12 Tournament game *Big 12 Conference game

▶ Career Statistics ◀

Overall Year	MP	G-GS	FG-FGA	Pct.	3FG-3FGA	Pct.	FT-FTA	Pct.	Rebounds					TP-Avg.		
									O-D	Tot.-Avg.	F	A	T/O		B	S
2000-01	8	5-0	0-1	.000	0-1	.000	0-0	.000	0-0	0-0.0	0	0	1	0	1	0-0.0
2001-02	16	10-0	0-2	.000	0-1	.000	0-0	.000	0-1	1-0.1	2	2	1	0	0	0-0.0
Totals	24	15-0	0-3	.000	0-2	.000	0-0	.000	0-1	1-0.1	2	2	2	0	1	0-0.0
Big 12 Year	MP	G-GS	FG-FGA	Pct.	3FG-3FGA	Pct.	FT-FTA	Pct.	Rebounds					TP-Avg.		
									O-D	Tot.-Avg.	F	A	T/O		B	S
2000-01	1	1-0	0-1	.000	0-1	.000	0-0	.000	0-0	0-0.0	0	0	0	0	0	0-0.0
2001-02	5	5-0	0-1	.000	0-0	.000	0-0	.000	0-0	0-0.0	0	1	1	0	0	0-0.0
Totals	6	6-0	0-2	.000	0-1	.000	0-0	.000	0-0	0-0.0	0	1	1	0	0	0-0.0



Brennon Clemmons

32

6-2 ▶ 185 ▶ Senior ▶ Guard ▶ Indianapolis, Ind. (Northwest/Olney Central CC)

▶ 2001-02 Season Highs ◀

Points	23 (at Texas A&M, 2/20/02)
Field Goals Made	7 (two times)
Field Goals Attempted	18 (vs. Sam Houston, 12/15/01)
Three-pointers Made	3 (vs. Colorado, 1/12/02)
Three-pointers Attempted	5 (at Pacific, 12/29/01)
Free Throws Made	13 (vs. Iowa State, 1/26/02)
Free Throws Attempted	18 (vs. Iowa State, 1/26/02)
Rebounds	10 (two times)
Assists	8 (vs. Western Illinois, 12/5/01)
Steals	4 (four times)
Blocked Shots	2 (vs. Oral Roberts, 12/8/01)

▶ Outlook ◀

Brennon Clemmons is a quick, aggressive guard who returns after seeing extensive playing time at point guard in his first season with the Huskers. Clemmons, a tough-minded player, has proven his ability to run the floor while being able to slash to the basket and draw fouls.

Clemmons, the only fulltime senior on the squad, provides good pressure on the defensive end of the court for the Huskers, and ranked among the top five in the conference in steals last year. He is also a solid rebounder, as he was second on the team in rebounding average and ranked among the top 15 rebounding guards in the nation last season.

▶ 2001-02 (Junior) ◀

Clemmons came on strong from the start of the season, as he recorded 16 points and eight rebounds off the bench in his Husker debut. On the year, Clemmons went on to average 8.8 points and 5.0 rebounds, while adding 2.7 assists and 1.7 steals per game.


His ability to drive to the basket helped him get to the free-throw line a team-high 106 times, where he made 73 (68.9 percent). Clemmons also proved his worth on the glass, as he finished the regular season second on the team with 5.0 rebounds per game and ranked among the nations' top 15 rebounding guards (6-2 and under).

Clemmons was one of just two Huskers to record a double-double during the year, reaching the mark on a team-high two occasions, including 19 points and 10 rebounds vs. Sam Houston State and 18 points and 10 rebounds vs. Iowa State. He led the team in scoring three times and rebounding seven times, while pacing the squad in assists nine times. Clemmons, who reached double-figure points in 11 contests, had at least four assists in 10 games and at least three steals eight times.

Clemmons provided solid all-around efforts in many games, including against Savannah State when he had nine points, eight rebounds, five assists and three steals. He added 13 points, eight rebounds, four assists and four steals in a victory over No. 20/23 Texas Tech despite leaving the game against the Red Raiders with a cut over his left eye after a collision with TTU's Andre Emmett. Clemmons received seven stitches (Emmett had three stitches on his forehead), but both eventually returned to the contest.

Clemmons recorded a career-high 23 points in 29 minutes of action on the road at Texas A&M. His scoring outburst helped the Huskers to their only road victory of the regular season. Clemmons hit 7-of-12 attempts from the floor and 8-of-9 attempts from the charity stripe vs. the Aggies, as he continually drove the lane and forced fouls. He added six rebounds and three steals in the victory.

In the Big 12 rankings, Clemmons finished fourth in the league for steals in all games (48), and was fifth in steals in conference-only games (23). Clemmons also provided better long-range shooting in the Big 12 season, as he hit 40 percent (14-of-35) from behind the arc in conference play.



▶ Career Statistics ◀

Overall Year	MP	G-GS	FG-FGA	Pct.	3FG-3FGA	Pct.	FT-FTA	Pct.	Rebounds		F	A	T/O	B	S	TP-Avg.
									O-D	Tot.-Avg.						
2001-02	599	28-14	76-208	.365	22-64	.344	73-106	.689	43-97	140-5.0	53	76	69	5	48	247-8.8
Big 12 Year	MP	G-GS	FG-FGA	Pct.	3FG-3FGA	Pct.	FT-FTA	Pct.	O-D	Tot.-Avg.	F	A	T/O	B	S	TP-Avg.
2001-02	313	16-4	39-113	.345	14-35	.400	52-76	.684	24-45	69-4.3	32	35	37	1	23	144-9.0

► High School ◀

Clemmons was a top prep performer at Northwest (Ind.) High School under head coach Otis Curry. He averaged 13 points, 11 rebounds and five steals per game as a senior, when he earned all-league and all-city honors. He earned both honors following his junior campaign as well.

Clemmons also competed in football during his prep days. On the gridiron, he earned all-state honors as a defensive back.

► Personal ◀

Brennon is the son of Karen and Forrest Clemmons Sr. He has two brothers, Wesley and Forrest Jr. Brennon was born on Jan. 3, 1981, and is majoring in sociology at Nebraska.

► Junior College (Olney Central (Ill.) CC) ◀

Clemmons played two seasons at Olney Central (Ill.) Community College, where he was the starting point guard. Clemmons led the team to an 18-12 record as a sophomore. Olney Central also collected its first Great Rivers Athletic Association title in 18 years, as Clemmons helped the team to a 23-8 mark as a freshman.

Following his sophomore season, Clemmons was tabbed an honorable-mention NJCAA All-American while earning All-Region XXIV accolades as well. Olney Central nearly made the national JUCO tournament, losing by one point to eventual national champion Wabash Community College in the region XXIV title game. He added 14 points and five rebounds per contest for Coach Jim Glash.

During his freshman campaign, Clemmons averaged 10.1 points, 6.1 rebounds and 1.5 assists per game. He also added 3.1 steals per contest while hitting 44 percent from the field, including 34 percent (21-of-61) from three-point range. For his efforts, Clemmons was named to the all-conference team.

► 2001-02 Game-by-Game (28 games) ◀

Opponent	MP	FG-A	3FG-A	FT-A	R	E	A	B	S	Pts.
North Carolina A&T	23	5-11	0-2	6-8	8	0	1	0	1	16
#Winthrop	16	0-0	0-0	5-8	5	3	1	0	2	5
#Texas-San Antonio	24	6-8	2-3	0-1	2	1	4	1	2	14
#Wofford	27	3-6	0-2	2-3	9	2	6	0	1	8
#Western Illinois	27	2-7	0-2	0-0	8	0	8	0	4	8
#Oral Roberts	28	2-7	1-2	1-3	4	1	3	2	2	6
#at Creighton	16	1-4	0-1	0-0	3	4	1	0	4	2
#Sam Houston St.	27	7-18	2-4	3-3	10	1	1	0	1	19
#at Minnesota	26	4-9	2-4	0-0	4	1	3	0	2	10
#at Pacific	29	1-8	0-5	4-4	4	3	4	0	1	6
#Savannah State	22	4-9	1-2	0-0	8	1	5	0	3	9
#at Missouri*	26	3-10	2-4	0-0	7	3	2	0	2	8
#at Kansas*	22	5-9	1-3	5-7	4	2	2	0	4	16
#Colorado*	30	4-8	3-3	0-2	4	2	4	0	3	11
#Oklahoma*	32	0-10	0-3	8-10	6	1	4	0	0	8
at Texas*	16	0-4	0-1	0-0	3	4	2	0	0	0
at Oklahoma State*	7	0-2	0-0	1-2	0	2	0	0	1	1
Iowa State*	19	2-8	1-1	13-18	10	0	0	0	0	18
Texas Tech*	18	6-13	1-1	0-1	8	4	4	0	4	13
at Colorado*	19	0-3	0-2	2-4	4	0	3	1	1	2
Kansas State*	14	3-4	1-1	7-8	1	1	2	0	1	14
Missouri*	13	1-2	0-0	2-7	4	3	2	0	0	4
at Iowa State*	22	3-10	1-4	3-4	4	3	2	0	0	10
at Texas A&M*	29	7-12	1-4	8-9	6	3	2	0	3	23
Kansas*	14	2-5	2-3	1-2	3	2	4	0	1	7
Baylor*	18	2-10	1-4	2-2	3	0	2	0	3	7
at Kansas State*	14	1-3	0-1	0-0	2	2	0	0	0	2
vs. Colorado^	21	2-8	0-2	0-0	6	4	4	0	2	4
Totals	599	76-208	22-64	73-106	140	53	76	5	48	247

^Big 12 Tournament game *Big 12 Conference game #games started





Brian Conklin

20

6-11 ▶ 240 ▶ Junior ▶ Forward ▶ Hubbard, Ohio (Hubbard)

▶ Career Highs ◀

Points	20 (at Iowa State, 2/16/02)
Field Goals Made	6 (four times)
Field Goals Attempted	12 (three times)
Three-pointers Made	6 (at Iowa State, 2/16/02)
Three-pointers Attempted	11 (at Texas A&M, 2/20/02)
Free Throws Made	4 (vs. Oklahoma State, 2/7/01)
Free Throws Attempted	4 (vs. Oklahoma State, 2/7/01)
Rebounds	17 (vs. Kansas State, 2/14/01)
Assists	5 (vs. Oklahoma State, 2/7/01)
Steals	3 (vs. Oklahoma, 1/16/02)
Blocked Shots	3 (vs. Kansas State, 2/9/02)

▶ 2001-02 Season Highs ◀

Points	20 (at Iowa State, 2/16/02)
Field Goals Made	6 (three times)
Field Goals Attempted	12 (three times)
Three-pointers Made	6 (at Iowa State, 2/16/02)
Three-pointers Attempted	11 (at Texas A&M, 2/20/02)
Free Throws Made	2 (10 times)
Free Throws Attempted	3 (vs. Sam Houston St., 12/15/01)
Rebounds	11 (vs. Oral Roberts, 12/8/01)
Assists	3 (vs. Winthrop, 11/24/01)
Steals	3 (vs. Oklahoma, 1/16/02)
Blocked Shots	3 (vs. Kansas State, 2/9/02)

▶ Career Statistics ◀

Year	MP	G-GS	FG-FGA	Pct.	3FG-3FGA	Pct.	FT-FTA	Pct.	Rebounds		F	A	T/O	B	S	TP-Avg.
									O-D	Tot.-Avg.						
2000-01	439	30-6	44-102	.431	23-54	.426	10-17	.588	31-53	84-2.8	40	34	27	10	11	121-4.0
2001-02	709	28-21	83-208	.399	65-150	.433	23-27	.852	27-70	97-3.5	59	24	27	10	14	254-9.1
Totals	1,148	58-27	127-310	.410	88-204	.431	33-44	.750	58-123	181-3.1	99	58	54	20	25	375-6.5
Year	MP	G-GS	FG-FGA	Pct.	3FG-3FGA	Pct.	FT-FTA	Pct.	Rebounds		F	A	T/O	B	S	TP-Avg.
2000-01	237	16-4	26-60	.433	15-33	.455	6-11	.545	17-34	51-3.2	27	19	15	4	5	73-4.6
2001-02	416	16-11	52-117	.444	46-96	.479	9-10	.900	4-41	45-2.8	35	15	10	7	9	159-9.9
Totals	653	32-15	78-177	.441	61-129	.473	15-21	.714	21-75	96-3.0	62	34	25	11	14	232-7.3

▶ Outlook ◀

Junior forward Brian Conklin returns for another year as the Huskers' battle-tested veteran. Conklin will be asked to take on more of a leadership role in 2002-03, as he returns with more playing time under his belt than any other current Husker.

Conklin is one of the nation's best outside-shooting big men, as the 6-11 forward ranked among the top 30 in the nation in three-point field-goal accuracy last year. He also possesses good hands and can run the floor well for a big man, helping NU open the offense when needed.

During his three seasons with the Huskers (including his redshirt year), Conklin has added more than 40 pounds to his frame under the direction of the athletic performance team and the Husker Power system.


▶ 2001-02 (Sophomore) ◀

Conklin was fourth on the team with 9.1 points and 3.5 rebounds per game last season while ranking among the league leaders in three-pointers made per game (2.3) and three-point field-goal accuracy (43.3 percent). He added 24 assists, 14 steals and 10 blocked shots while averaging 25.3 minutes per game, which ranked third on the team.

Conklin worked hard to get inside the paint more often during the season, but as one of the team's best shooters from outside the arc, found better success from the perimeter against many opponents. His efforts outside the arc helped him move into first place on the NU career three-point field-goal percentage chart (43.1 percent, 88-of-204), while he also moved into 10th place on the career three-pointers made list (88) in just two years. Conklin's 65 treys during the season broke the NU sophomore three-point record of 62 set by Cary Cochran in 2000.

In conference play, Conklin picked up the offensive pace by averaging 9.9 points per game and hit 44.4 percent from the floor with 2.8 rebounds per game. Conklin hit an amazing 47.9 percent (46-of-96) from three-point range against league competition, ranking fourth in the league in three-point percentage and sixth in three-pointers made per game (2.9). While he only attempted 10 shots from the free-throw line, he made each attempt count as he hit nine. He also had seven of his 10 blocked shots against league competition.

During the season, Conklin was in the starting lineup 20 times, including starting the first nine contests of the year before freshman John Turek was inserted prior to conference play. Conklin joined Turek in the lineup against Texas and came off the bench only once in



▶ **High School** ◀

Conklin finished his prep career as the most decorated player in Hubbard (Ohio) High School history. He was a two-time all-state and three-time all-county pick. He finished as Hubbard's career leader in scoring (1,180 points), rebounds (835), assists (235) and blocked shots (121).

Conklin averaged 18.1 points, 12.5 rebounds, 4.0 assists and 3.0 blocked shots as a senior for Coach Bernie Tarr, as Hubbard went 18-4. He hit 34 percent from three-point range, after knocking down 39 percent as a junior. Conklin averaged 19 points, 13 rebounds and 3.5 assists as a junior, when he hit 82 percent of his free throw attempts. He did not miss a varsity game in four years of high school, appearing in all 86 contests.

Conklin also lettered three years in baseball. A strong student, Conklin was named to the school's honor roll and received an Award of Merit.

▶ **Personal** ◀

Brian is the son of Karen and Raymond Conklin. He has one brother, Mark, and one sister, Alison. He was born on Aug. 16, 1980, and is majoring in secondary education and English. He chose the Huskers over Northwestern, Bowling Green and West Virginia.

▶ **Honors** ◀

2002 First-team Academic All-Big 12

the final 12 games of the year, on Senior Night when all five NU seniors were in the starting lineup. In the games he started, Conklin averaged 9.8 points with 3.8 rebounds.

Conklin scored a career-high 20 points on 6-of-11 shooting in a loss at Iowa State, with all six of his made shots coming from behind the arc. His six treys were just one off the then-NU single-game three-point record. That contest was one of 11 games Conklin reached double-figure points, including five straight late in the season. Conklin added 18 points in two of NU's first four contests of the season, which tied his season high from the previous year. He hit 6-of-12 attempts from the floor for 18 points while gaining seven rebounds and two assists in the season opener against North Carolina A&T. He came back with 18 points, five rebounds and two blocked shots against Wofford.

In one of his best all-around games of the season, Conklin hit 5-of-7 shots from the floor, including 3-of-5 from three-point range, to score 15 points against Kansas State in Nebraska's 99-82 victory. He added four rebounds with one assist, three blocked shots and two steals vs. the Wildcats.

The strong showing against Kansas State was not a fluke, as Conklin was the most efficient shooter for the Huskers over the final nine games of the regular season. During that stretch, Conklin averaged 11.6 points per game while hitting a team-high 50.0 percent (34-of-68) from the floor. He was even more dangerous from the perimeter during that span, as he hit 52.7 percent (29-of-55) from three-point range.

Off the court, Conklin was named a first-team academic All-Big 12 selection. He was one of two Husker honorees, along with senior Cary Cochran, as NU had two first-team academic all-league selections for just the fifth time in school history and first time since 1996. He was also selected to the 2001 Big 12 Commissioner's Fall Honor Roll.

▶ **2000-01 (Freshman)** ◀

Conklin began his career in solid fashion, averaging 4.0 points and 2.8 rebounds while playing in all 30 games for the Huskers. He was one of just four NU players to see action in every contest, starting six games. Playing a key role off the bench for the Huskers, Conklin averaged 14.6 minutes per contest. His time on the floor increased to 26.8 minutes per game in starts, while his productivity increased to 6.3 ppg and 6.8 rpg.

Conklin's ability to step outside the arc often frustrated opponents, as he hit 42.6 percent (23-of-54) from three-point range and 43.1 percent (44-of-102) from the floor overall. His totals ranked in the top five among freshmen in the Big 12 from three-point range. His 23 three-pointers ranked sixth among freshmen in Husker history, while his 10 blocked shots tied for 12th all-time among NU rookies.

Conklin had eight points, four rebounds, five assists, two blocks and one steal in an overtime victory against Oklahoma State. In his third start of the year (against KSU), Conklin set a career high for rebounds with 17, including 14 defensive boards. The total was the most by any Husker during the year, while his 13 rebounds in the first half were just two off the Nebraska record. He added 11 points in the contest, making it the first and only double-double of his career, and one of five double-figure scoring nights on the year. He had a season high with 18 points in a loss at Baylor when he hit 6-of-8 shots from the floor, including five three-pointers.

Conklin's contributions increased throughout the season, and peaked in the final nine games of the year. Over that period, he averaged 10.2 points and 5.0 rebounds while hitting 44.4 percent from three-point range (12-of-27). He also had 17 of his 34 assists with four blocked shots and six steals in the last nine contests.

▶ **1999-2000 (Redshirt)** ◀

Conklin redshirted his first year in the program.


▶ **2001-02 Game-by-Game (28 games)** ◀

Opponent	MP	FG-A	3FG-A	FT-A	R	E	A	B	S	Pts.
#N. Carolina A&T	34	6-12	4-7	2-2	7	3	2	0	0	18
#Winthrop	34	3-10	1-4	2-2	5	2	3	0	0	9
#Texas-San Antonio	26	4-12	1-3	2-2	6	3	1	0	1	11
#Wofford	31	6-12	4-9	2-2	5	1	0	2	0	18
#Western Illinois	30	4-6	3-4	2-2	5	2	1	1	0	13
#Oral Roberts	28	2-8	1-4	1-2	11	3	1	0	0	6
#at Creighton	31	2-6	2-6	0-0	1	3	0	0	2	6
#Sam Houston St.	25	0-3	0-3	2-3	5	3	0	0	2	2
#at Minnesota	12	0-2	0-0	0-0	2	0	0	0	0	0
at Pacific	16	2-8	2-5	1-2	0	1	0	0	0	7
Savannah State	10	2-6	1-3	0-0	3	2	1	0	0	5
at Missouri*	17	2-3	2-3	0-0	4	1	0	0	0	6
at Kansas*	13	0-3	0-2	0-0	2	0	1	1	0	0
Colorado*	18	2-8	2-7	2-2	0	1	2	1	0	8
Oklahoma*	28	5-9	4-6	0-0	4	2	0	0	3	14
#at Texas*	32	4-10	4-10	0-0	4	3	1	0	0	12
#at Oklahoma St.*	32	3-10	3-8	0-0	2	2	1	0	1	9
#Iowa State*	30	2-6	2-5	0-0	4	5	1	0	2	6
#Texas Tech*	24	2-4	2-4	0-0	3	2	0	0	0	6
#at Colorado*	20	3-7	2-5	0-0	2	1	2	0	0	8
#Kansas State*	25	5-7	3-5	2-2	4	3	1	3	2	15
#Missouri*	28	4-10	3-6	1-2	1	2	0	0	0	12
#at Iowa State*	28	6-11	6-10	2-2	2	3	0	1	1	20
#at Texas A&M*	27	5-11	5-11	0-0	3	3	1	1	0	15
#Kansas*	37	5-10	4-6	0-0	3	3	1	1	0	14
Baylor*	26	2-4	2-4	2-2	4	3	2	0	0	8
#at Kansas State*	30	2-4	2-4	0-0	3	1	2	0	0	6
#vs. Colorado^	15	0-6	0-6	0-0	2	1	0	0	0	0
Totals	709	83-208	65-150	23-27	97	59	24	10	14	254

^Big 12 Tournament game *Big 12 Conference game #game started

▶ **2000-01 Game-by-Game (30 games)** ◀

Opponent	MP	FG-A	3FG-A	FT-A	R	E	A	B	S	Pts.
#at Oral Roberts	29	3-6	0-3	0-0	9	2	1	1	1	6
Eastern Illinois	15	2-5	0-3	0-0	4	1	2	1	2	4
Winthrop	10	0-1	0-0	1-2	1	2	2	0	1	1
at Pittsburgh	13	1-3	0-1	0-0	3	1	1	1	0	2
UMKC	9	0-0	0-0	0-0	1	0	2	0	0	0
Alaska-Fairbanks	11	0-1	0-0	0-0	1	0	0	1	0	0
vs. Miami	16	2-2	2-2	0-0	2	1	3	0	0	6
vs. Iona	20	1-1	1-1	2-2	2	2	0	0	0	5
vs. Kent State	15	5-8	1-1	0-0	2	0	0	0	0	11
vs. SMU	6	0-2	0-1	0-0	0	1	1	0	0	0
at Minnesota	13	1-2	1-2	0-0	2	0	0	0	0	3
Murray State	10	0-2	0-0	0-0	2	1	1	2	0	0
Creighton	4	0-1	0-1	0-0	0	0	0	0	0	0
at Missouri*	12	4-5	2-3	0-0	4	2	0	0	1	10
Texas*	9	0-1	0-0	0-2	1	2	2	0	0	0
at Kansas*	7	0-3	0-1	0-2	1	1	0	0	0	0
Iowa State*	3	0-0	0-0	0-0	0	0	0	0	0	0
Missouri*	6	2-4	1-2	0-0	1	1	0	0	0	5
at Oklahoma*	2	0-1	0-1	0-0	0	0	0	0	0	0
at Kansas State*	17	3-6	3-5	0-0	1	3	1	0	0	9
Colorado*	15	1-3	0-0	0-0	2	0	1	0	0	2
#Oklahoma State* ²⁷	2-7	0-3	4-4	4	2	5	2	1	8	
at Baylor*	21	6-8	5-7	1-2	4	2	0	0	0	18
#Kansas State*	33	4-9	2-4	1-1	17	3	3	1	1	11
#at Colorado*	17	1-4	1-2	0-0	5	5	1	1	0	3
at Texas Tech*	14	2-3	1-2	0-0	4	2	2	0	0	5
Kansas*	13	0-2	0-2	0-0	1	1	0	0	1	0
Texas A&M*	17	1-2	0-0	0-0	4	0	3	0	0	2
#at Iowa State*	24	0-2	0-1	0-0	2	3	1	0	1	0
#vs. Kansas State* ³¹	3-8	3-6	1-2	4	2	2	0	2	10	
Totals	439	44-102	23-54	10-17	84	40	34	10	11	121



Dan Heimos

40

6-11 ▶ 240 ▶ Sophomore ▶ Center ▶ Waterloo, Ill. (Gibault)

▶ 2001-02 Season Highs ◀

Points	4 (three times)
Field Goals Made	2 (three times)
Field Goals Attempted	4 (vs. Oral Roberts, 12/8/01)
Rebounds	5 (vs. Oral Roberts, 12/8/01)
Assists	1 (vs. Oral Roberts, 12/8/01)
Steals	1 (vs. Winthrop, 11/24/01)
Blocked Shots	2 (two times)

▶ Outlook ◀

Returning for his second year of action with the Huskers is center Dan Heimos (pronounced HIGH-mos). A solid presence in the paint, Heimos will benefit from having a year of experience against the rugged Big 12 Conference under his belt, as he fights for minutes in the low post.

Heimos stayed in Lincoln over the summer with the rest of the squad and has continued to show significant gains in the weight room. The added muscle, combined with the longest reach (107.5 inches) of any Husker, gives him the potential to be one of the team's top shot blockers again this season.

▶ 2001-02 (Freshman) ◀

Heimos played in 22 games as a rookie, averaging 7.0 minutes per contest in the paint with a season-high 13 minutes at Minnesota and vs. Savannah State. Heimos averaged 1.2 points per game and 0.8 rebounds while hitting 39.4 percent from the floor. Despite struggling early in the conference season, he finished on a strong note by hitting seven of his last 12 attempts (58.3 percent) from the floor.

Heimos tied for second on the squad with 10 blocked shots. He had two blocked shots against Final Four participant Oklahoma and added another pair against Kansas State in the regular-season finale.

Off the court, Heimos excelled in the classroom and was named to the Big 12 Commissioner's Honor Roll for Fall 2001 and Spring 2002.

▶ High School ◀

Heimos played his prep ball at Gibault High School under head coach Dennis Rueter. As a senior, Heimos averaged 14 points, 9.5 rebounds and 4.1 blocked shots per game. He had a career-high 15 blocks in one contest as a senior, and nearly added another double-figure blocks game with nine during the season.

Heimos was named to the 1A all-state team by the coaches as a senior, when Gibault finished the year with a 20-9 record. He was also a third-team all-state selection by Highschoolelite.com.

During his junior campaign, Heimos averaged 14 points, 7.1 rebounds and 3.8 blocked shots per game. The previous year, Heimos' efforts helped Gibault to a state runner-up finish.

Following his junior season, Heimos played for Gateway Basketball in St. Louis during the summer. He averaged 16 points, seven rebounds and five blocks per contest.

▶ Personal ◀

Dan is the son of August and Priscilla Heimos. He has one sister, Jenny, and one brother, Ben. Dan was born Oct. 20, 1982. He chose Nebraska over Pittsburgh, Evansville, St. Louis and Southwest Missouri State, and is majoring in business administration.

▶ 2001-02 Game-by-Game (22 games) ◀

Opponent	MP	FG-A	3FG-A	FT-A	R	F	A	B	S	Pts.	Opponent	MP	FG-A	3FG-A	FT-A	R	F	A	B	S	Pts.	
North Carolina A&T	11	0-3	0-0	0-0	1	1	0	1	0	0	at Texas*	---	DNP---									
Winthrop	4	0-1	0-0	0-0	0	2	0	0	1	0	at Oklahoma State*	---	DNP---									
Texas-San Antonio	4	0-1	0-0	0-0	0	1	0	0	0	0	Iowa State*	---	DNP---									
Wofford	9	1-2	0-0	0-0	1	1	0	0	0	2	Texas Tech*	---	DNP---									
Western Illinois	9	1-2	0-0	0-0	1	0	0	0	0	2	at Colorado*	2	1-1	0-0	0-0	1	0	0	0	0	0	2
Oral Roberts	10	2-4	0-0	0-0	5	3	1	0	0	4	Kansas State*	1	0-0	0-0	0-0	0	0	0	0	0	0	0
at Creighton	9	0-0	0-0	0-0	1	2	0	1	0	0	Missouri*	8	2-3	0-0	0-0	1	3	0	1	0	0	4
Sam Houston State	10	0-2	0-0	0-0	0	1	0	0	0	0	at Iowa State*	11	2-2	0-0	0-0	1	5	0	0	0	0	4
at Minnesota	13	1-2	0-0	0-0	1	2	0	1	0	2	at Texas A&M*	5	1-1	0-0	0-0	1	1	0	0	0	0	2
at Pacific	3	0-1	0-0	0-0	0	1	0	0	0	0	Kansas*	2	0-0	0-0	0-0	0	0	0	0	0	0	0
Savannah State	13	0-3	0-0	0-0	1	0	0	1	0	0	Baylor*	---	DNP---									
at Missouri*	4	0-0	0-0	0-0	0	1	0	0	0	0	at Kansas State*	5	0-0	0-0	0-0	1	2	0	2	0	0	0
at Kansas*	9	0-0	0-0	0-0	0	1	0	0	0	0	vs. Colorado^	12	1-3	0-0	0-0	1	1	0	1	0	0	2
Colorado*	---	DNP---									Totals	155	13-33	0-0	0-0	18	28	1	10	1	1	26
Oklahoma*	2	1-2	0-0	0-0	1	0	0	2	0	2	^Big 12 Tournament game *Big 12 Conference game											

▶ Career Statistics ◀

Overall Year	MP	G-GS	FG-FGA	Pct.	3FG-3FGA	Pct.	FT-FTA	Pct.	Rebounds							TP-Avg.
									O-D	Tot.-Avg.	F	A	TQ	B	S	
2001-02	155	22-0	13-33	.394	0-0	.000	0-0	.000	5-13	18-0.8	28	1	9	10	1	26-1.2
Big 12 Year	MP	G-GS	FG-FGA	Pct.	3FG-3FGA	Pct.	FT-FTA	Pct.	O-D	Tot.-Avg.	F	A	TQ	B	S	TP-Avg.
2001-02	48	10-0	7-9	.778	0-0	.000	0-0	.000	1-5	6-0.6	13	0	1	5	0	14-1.4



Marques McCarty

33

6-5 ▶ 195 ▶ Sophomore ▶ Forward ▶ Sugarland, Texas (Stephen F. Austin)

▶ 2001-02 Season Highs ◀

Points	2 (two times)
Field Goals Made	1 (two times)
Field Goals Attempted	2 (vs. Western Illinois, 12/5/01)
Free Throws	1 (three times)
Free Throws Attempted	4 (vs. Savannah State, 1/4/02)
Rebounds	1 (three times)
Blocked Shots	2 (vs. Savannah State, 1/2/02)

▶ Outlook ◀

Entering his third year in the program, Marques (pronounced MAR-cuss) McCarty will look for more playing time on the wing after a solid redshirt freshman campaign. With good size on the perimeter, McCarty has the ability to put the ball on the floor and slash to the basket, or pull up from the outside.

McCarty, one of the first high school recruits for Coach Barry Collier at Nebraska, has gained strength and size in the past two years since joining the Huskers. His work ethic and preparation have helped him fit nicely into Nebraska's scheme.

▶ 2001-02 (Redshirt Freshman) ◀

McCarty saw action in a total of 10 games during the season, including five in Big 12 Conference play. McCarty averaged 0.7 points and 0.3 rebounds while playing a total of 20 minutes on the year.

McCarty made his first collegiate appearance at home against UT-San Antonio, when he played one minute. He recorded his first basket against Western Illinois with his 1-for-2 performance from the floor. McCarty's only other basket came against Final Four participant Oklahoma. He went 3-of-8 from the free-throw line and added single rebounds in three games with a pair of blocked shots against Savannah State.

▶ 2000-01 (Freshman) ◀

McCarty redshirted his first year and did not see any playing time during the season.

▶ High School ◀

A graduate of Stephen F. Austin High School, McCarty averaged 15.1 points, six rebounds, two assists and two blocked shots per game during his senior season under Coach Troy Kite. He had career highs of 30 points and eight blocks during his prep career, and recorded 10 double-doubles as a senior.

Named the district's defensive player of the year following his senior campaign, McCarty also starred for the Texas BlueChip AAU Team. The team played out of Dallas and was coached by Mitch Malone.

▶ Personal ◀


Marques is the son of William and Sondra McCarty, both Grambling State graduates. He has one sister, Tanya, and one brother, Jarrod. Marques was born Oct. 16, 1982, and is majoring in communication studies at Nebraska.

▶ 2001-02 Game-by-Game (10 games) ◀

Opponent	MP	FG-A	3FG-A	FT-A	R	E	A	B	S	Pts.	Opponent	MP	FG-A	3FG-A	FT-A	R	E	A	B	S	Pts.
North Carolina A&T		---DNP---									at Texas*	1	0-0	0-0	0-0	0	0	0	0	0	0
Winthrop		---DNP---									at Oklahoma State*		---DNP---								
Texas-San Antonio	1	0-0	0-0	0-0	0	0	0	0	0	0	Iowa State*		---DNP---								
Wofford	1	0-0	0-0	0-0	0	0	0	0	0	0	Texas Tech*		---DNP---								
Western Illinois	3	1-2	0-0	0-0	0	0	0	0	0	2	at Colorado*	2	0-1	0-1	1-2	0	0	0	0	0	1
Oral Roberts		---DNP---									Kansas State*		---DNP---								
at Creighton		---DNP---									Missouri*		---DNP---								
Sam Houston State		---DNP---									at Iowa State*		---DNP---								
at Minnesota		---DNP---									at Texas A&M*	1	0-1	0-0	0-0	0	0	0	0	0	0
at Pacific	1	0-0	0-0	1-2	0	0	0	0	0	1	Kansas*		---DNP---								
Savannah State	8	0-1	0-0	1-4	1	0	0	2	0	1	Baylor*		---DNP---								
at Missouri*		---DNP---									at Kansas State*		---DNP---								
at Kansas*	1	0-0	0-0	0-0	1	0	0	0	0	0	vs. Colorado^		---DNP---								
Colorado*		---DNP---									Totals	20	2-6	0-1	3-8	3	0	0	2	0	7
Oklahoma*	2	1-1	0-0	0-0	1	0	0	0	0	2	^Big 12 Tournament game										
											*Big 12 Conference game										

▶ Career Statistics ◀

Overall	Year	MP	G-GS	FG-FGA	Pct.	3FG-3FGA	Pct.	FT-FTA	Pct.	Rebounds							TP-Avg.
										O-D	Tot.-Avg.	F	A	T/O	B	S	
Overall	2001-02	20	10-0	2-6	.333	0-1	.000	3-8	.375	1-2	3-0.3	0	0	1	2	0	7-0.7
Big 12	Year	MP	G-GS	FG-FGA	Pct.	3FG-3FGA	Pct.	FT-FTA	Pct.	Rebounds							TP-Avg.
										O-D	Tot.-Avg.	F	A	T/O	B	S	
Big 12	2001-02	7	5-0	1-3	.333	0-1	.000	1-2	.500	1-1	2-0.4	0	0	0	0	0	3-0.6



Jake Muhleisen

12

6-4 ▶ 195 ▶ Sophomore ▶ Guard ▶ Lincoln, Neb. (Southeast)

▶ 2001-02 Season Highs ◀

Points	21 (vs. Kansas State, 2/9/02)
Field Goals Made	7 (vs. UTSA, 11/28/01)
Field Goals Attempted	15 (vs. Pacific, 12/29/01)
Three-pointers Made	4 (at Minnesota, 12/22/01)
Three-pointers Attempted	8 (at Pacific, 12/29/01)
Free Throws Made	11 (vs. Kansas State, 2/9/02)
Free Throws Attempted	11 (vs. Kansas State, 2/9/02)
Rebounds	8 (at Kansas State, 3/3/02)
Assists	8 (two times)
Steals	3 (vs. Winthrop, 11/24/01)
Blocked Shots	2 (at Texas, 1/19/02)

▶ Outlook ◀

Jake Muhleisen (pronounced MULE-high-sen) returns after playing the point, two guard and on the wing as a true freshman last year. He showed great poise and control during his initial campaign, when he started all but one game for the Huskers. Muhleisen has a great ability to take care of the ball, posting a 2-to-1 assist-to-turnover ratio as a rookie in 2001-02. He also proved his ability to score in the paint and outside the arc by ranking second on the squad with an 11.7 points-per-game average.

Muhleisen is not only the team's top returning scorer, but is also the Huskers' top returning assist man. One of the league's best young players, Muhleisen ranked among the Big 12's top five rookies in scoring, assists, steals and three-pointers made last year, and ranked among the top five on the Husker freshman charts in each category.

▶ 2001-02 (Freshman) ◀

Muhleisen was one of the Huskers' most consistent performers during his rookie season. He was productive in every phase of the game, ranking second on the squad with 11.7 points per game while adding a team-high 3.8 assists per contest (105 total). Muhleisen added 3.5 rebounds and 1.0 steals per game after leading the team with 821 minutes played, the first freshman in Nebraska history to lead the team in minutes.

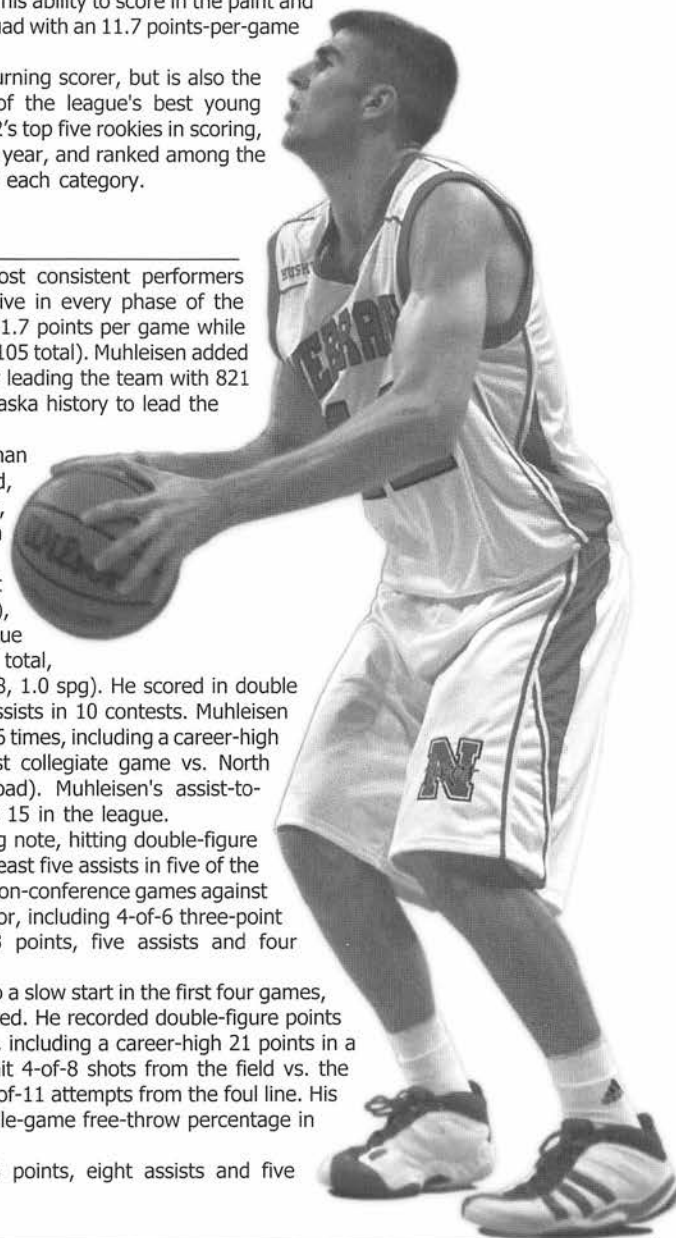
He quickly moved up the Husker freshman charts, where he ranks fourth in points scored, third in scoring average, second in assists, third in three-pointers and tied for fifth in steals.

Muhleisen, who started every game but one (Senior Night at the Devaney Center), was among the top five freshmen in the league standings for scoring (11.7), assists (105 total, 3.8 apg), three-pointers (35) and steals (28, 1.0 spg). He scored in double figures 20 times and posted at least five assists in 10 contests. Muhleisen also led the Huskers in assists a team-high 16 times, including a career-high eight assists on two occasions (in his first collegiate game vs. North Carolina A&T and Iowa State on the road). Muhleisen's assist-to-turnover ratio (2.1-to-1) ranked in the top 15 in the league.

Muhleisen started the season on a strong note, hitting double-figure points in his first five games and adding at least five assists in five of the first nine games. He played one of his best non-conference games against Minnesota, hitting 4-of-9 shots from the floor, including 4-of-6 three-point attempts. He finished the night with 13 points, five assists and four rebounds.

In conference action, Muhleisen got off to a slow start in the first four games, but came on strong as the season progressed. He recorded double-figure points in 10 of the Huskers' last 12 league games, including a career-high 21 points in a victory over Kansas State on Feb. 9. He hit 4-of-8 shots from the field vs. the Wildcats and made a team season-high 11-of-11 attempts from the foul line. His total at the charity stripe was the best single-game free-throw percentage in the league during the season.

The Lincoln native came back with 13 points, eight assists and five



▶ Career Statistics ◀

Overall Year	MP	G-GS	FG-FGA	Pct.	3FG-3FGA	Pct.	FT-FTA	Pct.	Rebounds		F	A	T.O	B	S	TP-Avg.
									O-D	Tot.-Avg.						
2001-02	821	28-27	115-279	.412	35-124	.282	63-89	.708	23-75	98-3.5	65	105	51	5	28	328-11.7
Big 12 Year	MP	G-GS	FG-FGA	Pct.	3FG-3FGA	Pct.	FT-FTA	Pct.	O-D	Tot.-Avg.	F	A	T.O	B	S	TP-Avg.
2001-02	481	16-15	63-156	.418	19-69	.275	37-50	.740	18-44	62-3.9	36	58	34	4	16	182-11.4

▶ High School ◀

Muhleisen played at Lincoln Southeast High School for Coach Jeff Smith, a former Husker assistant coach. A three-year letterman, Muhleisen led the Knights to the state tournament his senior season with a 20-2 record and a No. 1 state ranking before falling in the state tournament.

Muhleisen averaged 16.0 points, 4.5 rebounds, 3.7 assists and 2.5 steals per game as a senior while being tabbed captain of the super-state first team by the Lincoln Journal Star. He was also an all-state selection by the Omaha World-Herald. Muhleisen was selected Nebraska's Mr. Basketball and state player of the year by USA Today.

Following his junior season at Southeast, Muhleisen was a Class A second-team all-state selection after averaging 16.3 points, 3.8 rebounds, 2.5 steals and 3.4 assists per game. Muhleisen hit 40.3 percent from three-point range that season.

Muhleisen also played football for Southeast, where he lettered two times. He was named to the academic all-state team following both his junior and senior seasons and was an honor roll student all four years of high school.

▶ Personal ◀

Jake is the son of Dave and Cindy Muhleisen. He has one brother, Adam, who is on the golf team at Drake University. Jake was born Nov. 18, 1982, and is majoring in finance at Nebraska.

rebounds at Iowa State. He added 15 points and six assists at Texas A&M before posting 13 points, four rebounds, two assists and two steals against No. 1 Kansas. Muhleisen guided a Husker offense that hit a school-record 18 three-pointers against the Jayhawks and led the top-ranked team in the nation by 12 points midway through the second half before falling by just one point, 88-87.

Muhleisen finished the regular season on a solid note. He collected 15 points in a 75-55 victory over Baylor to end the home schedule before adding a career-high eight rebounds, with six points, five assists and two steals, in the regular-season finale at Kansas State. He finished the year with 13 points against Colorado in the Big 12 Tournament.

During the summer of 2002, Muhleisen worked out with teammates in Lincoln before taking part in the Big 12 All-Stars' European tour. Muhleisen, who was one of just two sophomores on the team, was the fourth-leading scorer by averaging 10.3 points per game. He hit better than 57 percent from the floor, while nailing 7-of-14 shots from three-point range. Muhleisen collected double-figure points in five of the team's six games, as the All-Stars finished a perfect 6-0. He tied for second in steals with nine and was fourth on the team with 13 assists, including six in the finale, while adding 1.5 rebounds per game.

In the classroom, Muhleisen was selected to the Big 12 Commissioner's Honor Roll for Fall 2001 and Spring 2002. He was one of four Huskers (along with Dan Heimos, Bronsen Schliep and John Turek) to earn the honor in each of his first two semesters at Nebraska. Muhleisen was also named to the College of Business Administration Dean's List in Fall 2001.

▶ 2001-02 Game-by-Game (28 games) ◀

Opponent	MP	FG-A	3FG-A	FT-A	R	F	A	B	S	Pts.
#N. Carolina A&T	32	6-10	1-4	0-0	4	3	8	0	0	13
#Winthrop	36	5-10	1-5	3-5	1	0	3	0	3	14
#Texas-San Antonio	24	7-12	2-3	0-0	4	4	5	1	1	16
#Wofford	26	3-6	1-2	3-4	5	1	5	0	2	10
#Western Illinois	20	4-8	2-4	9-10	2	1	2	0	1	19
#Oral Roberts	24	3-7	1-2	1-2	1	4	2	0	1	8
#at Creighton	27	5-12	1-5	3-6	1	1	5	0	1	14
#Sam Houston St.	29	3-12	1-5	3-6	2	5	4	0	0	10
#at Minnesota	33	4-9	4-6	1-2	4	2	5	0	0	13
#at Pacific	28	5-15	2-8	2-2	2	3	2	0	0	14
#Savannah State	29	1-9	0-5	0-0	6	2	4	0	1	2
#at Missouri*	25	4-9	2-4	0-0	1	2	2	0	2	10
#at Kansas*	29	4-13	0-6	1-3	6	2	2	0	2	9
#Colorado*	31	2-7	1-4	2-3	3	4	4	0	2	7
#Oklahoma*	14	0-4	0-1	0-0	2	2	1	1	0	0
#at Texas*	33	4-9	2-6	0-2	4	3	4	2	2	10
#at Oklahoma St.*	35	6-10	1-5	3-3	6	2	3	0	1	16
#Iowa State*	37	6-12	2-6	1-2	5	1	4	0	1	15
#Texas Tech*	26	3-10	1-4	4-4	4	2	1	0	0	11
#at Colorado*	29	3-10	2-6	5-6	1	3	2	0	1	13
#Kansas State*	31	4-8	2-4	11-11	5	0	5	0	0	21
#Missouri*	30	2-6	1-3	3-4	2	3	5	0	0	8
#at Iowa State*	30	5-11	3-5	0-0	5	3	8	0	0	13
#at Texas A&M*	32	6-11	1-4	2-3	2	3	6	0	1	15
#Kansas*	33	5-14	0-5	3-4	4	3	2	0	2	13
Baylor*	27	6-9	1-2	2-3	4	1	4	1	0	15
#at Kansas State*	38	3-13	0-4	0-2	8	2	5	0	2	6
#vs. Colorado^	32	6-13	0-6	1-2	4	3	2	0	2	13
Totals	821	115-279	35-124	63-89	98	65	105	5	28	328

^Big 12 Tournament game *Big 12 Conference game #game started





Corey Simms

21

6-5 ▶ 205 ▶ Sophomore ▶ Guard ▶ St. Louis, Mo. (Normandy)

▶ 2001-02 Season Highs ◀

Points	10 (at Texas A&M, 2/20/02)
Field Goals Made	4 (vs. UT-San Antonio, 11/28/01)
Field Goals Attempted	8 (at Kansas, 1/9/02)
Three-pointers Made	2 (vs. Savannah State, 1/2/02)
Three-pointers Attempted	3 (vs. Savannah State, 1/2/02)
Free Throws Made	8 (at Texas A&M, 2/20/02)
Free Throws Attempted	10 (at Texas A&M, 2/20/02)
Rebounds	7 (vs. Western Illinois, 12/5/01)
Assists	2 (two times)
Steals	2 (three times)
Blocks	3 (vs. UT-San Antonio, 11/28/01)

▶ Outlook ◀

Corey Simms proved he could make solid contributions to the team early in his rookie campaign. With a year of experience under his belt, Simms looks to take it to another level in 2002-03.

Simms gives Nebraska good size in the backcourt as one of the Huskers' tallest guards at 6-5. He has shown the ability to jump and slash, and moves well among traffic in the paint. Defensively, Simms continued to improve throughout his rookie season, giving him a chance for more playing time on the wing this season.

▶ 2001-02 (Freshman) ◀

Simms was one of just two true freshmen to play in every contest last season, but did not make a start. Simms averaged 3.6 points and 2.3 rebounds during the season as one of the first Huskers off the bench.

Simms found plenty of playing time early in the year, as he recorded at least 13 minutes of action in each of the first nine games. He hit 48.6 percent (17-of-35) from the floor in those nine contests, but was limited to just 36.7 percent (29-of-79) for the year. Simms had one of his best all-around games against UT-San Antonio with nine points, five rebounds, three blocked shots, two steals and one assist. On the road, he helped the Huskers to a victory over Texas A&M scoring a career-high 10 points, continually drawing fouls driving to the basket. He capitalized by hitting 8-of-10 attempts from the charity stripe.

▶ High School ◀

Playing for Normandy High School under Coach Malcolm Hill, Simms averaged 22 points, 6.6 rebounds, 2.7 assists and 3.1 steals per contest as a senior, earning first-team Class 4A all-state and all-metro accolades. Simms earned St. Louis Suburban North Conference Player-of-the-Year honors following his junior and senior seasons and was tabbed a second-team All-American by Street and Smith's following his senior campaign.

A strong defender, Simms was third in his conference in blocked shots while leading the Vikings to a 24-3 record during his senior season. He scored a personal-best 42 points in a contest as a senior.

During summer AAU league play, Simms averaged 19 points per game while helping the St. Louis Eagles to an impressive 38-4 record and a third-place finish at the national tournament. Simms was selected to play in the Missouri Hall of Fame Game and the public vs. private schools all-star game following his senior season.

Simms was named a scholar-athlete at his high school after lettering four times in basketball and three times in football and regularly placing on the school honor roll.

▶ Personal ◀

Corey is the son of Latonia and Kenny Dallas and has one sister, Candice. He was born on March 17, 1983, and has not declared on a major. He chose Nebraska over Florida, Minnesota, Missouri, Illinois and Kansas.

▶ 2001-02 Game-by-Game (28 games) ◀

Opponent	MP	FG-A	3FG-A	FT-A	R	E	A	B	S	Pts.	Opponent	MP	FG-A	3FG-A	FT-A	R	E	A	B	S	Pts.
North Carolina A&T	13	0-0	0-0	1-2	2	1	1	0	0	1	at Texas*	5	1-1	0-0	0-0	0	1	0	0	0	2
Winthrop	15	2-3	0-0	3-6	3	3	1	0	1	7	at Oklahoma State*	5	1-2	0-0	0-0	0	1	0	0	0	2
Texas-San Antonio	15	4-4	0-0	1-3	5	1	1	3	2	9	Iowa State*	8	0-0	0-0	1-2	2	0	0	0	0	1
Wofford	15	1-6	0-0	1-2	4	0	0	0	0	3	Texas Tech*	11	1-3	0-1	0-0	2	1	0	0	0	2
Western Illinois	14	2-4	0-0	0-0	7	2	0	0	0	4	at Colorado*	11	0-3	0-0	0-0	1	1	1	0	0	0
Oral Roberts	16	1-3	0-0	5-6	0	0	1	1	0	7	Kansas State*	11	0-3	0-1	3-4	2	2	0	0	1	3
at Creighton	22	2-6	0-0	1-2	2	1	1	0	2	5	Missouri*	10	0-1	0-0	1-2	3	0	0	0	0	1
Sam Houston State	15	2-5	0-1	4-6	1	1	0	0	1	8	at Iowa State*	7	0-2	0-0	0-0	1	0	1	1	0	0
at Minnesota	14	3-4	0-0	2-3	3	2	1	0	0	8	at Texas A&M*	16	1-4	0-0	8-10	2	1	0	0	2	10
at Pacific	9	0-0	0-0	0-0	1	0	0	0	0	0	Kansas*	5	0-2	0-0	0-0	3	1	0	0	0	0
Savannah State	21	3-7	2-3	1-2	5	2	0	0	1	9	Baylor*	7	0-1	0-0	0-0	1	1	2	0	0	0
at Missouri*	16	1-1	0-0	0-0	2	1	0	1	1	2	at Kansas State*	2	0-0	0-0	0-0	0	2	0	0	0	0
at Kansas*	23	1-8	0-0	4-7	5	1	0	0	0	6	vs. Colorado^	8	1-1	1-1	2-4	2	0	0	0	0	5
Colorado*	16	2-2	1-1	0-2	5	2	2	0	1	5	Totals	346	29-79	4-10	40-65	65	28	12	6	13	102
Oklahoma*	16	0-3	0-2	2-2	3	0	0	0	1	2	^Big 12 Tournament game *Big 12 Conference game										

▶ Career Statistics ◀

Overall Year	MP	G-GS	FG-FGA	Pct.	3FG-3FGA	Pct.	FT-FTA	Pct.	Rebounds							TP-Avg.
									O-D	Tot.-Avg.	F	A	T/O	B	S	
2001-02	346	28-0	29-79	.367	4-10	.400	40-65	.615	25-40	65-2.3	28	12	24	6	13	102-3.6
Big 12 Year	MP	G-GS	FG-FGA	Pct.	3FG-3FGA	Pct.	FT-FTA	Pct.	O-D	Tot.-Avg.	F	A	T/O	B	S	TP-Avg.
2001-02	169	16-0	8-36	.222	1-5	.200	19-29	.655	12-18	30-1.9	22	8	3	2	2	15-0.9



Wilson Thomas

0

6-6 ▶ 215 ▶ Senior ▶ Forward ▶ Omaha, Neb. (North)

▶ 2001-02 Season Highs ◀

Points	12 (vs. Missouri, 2/13/02)
Field Goals Made	4 (at Iowa State, 2/16/02)
Field Goals Attempted	9 (vs. Missouri, 2/13/02)
Free Throws Made	8 (vs. Missouri, 2/13/02)
Free Throws Attempted	14 (vs. Missouri, 2/13/02)
Rebounds	11 (vs. Missouri, 2/13/02)
Assists	2 (vs. Missouri, 2/13/02)
Steals	2 (vs. Baylor, 2/27/02)

▶ Outlook ◀

Wilson Thomas may join the Huskers for the second half of the season, after finishing the 2002 campaign with the Husker football team. If Thomas returns to the hardwood, it would mark the third straight year he has joined the squad in midseason. Thomas may decide to forgo playing basketball to get ready for the NFL Combine in March.

▶ 2001-02 (Junior) ◀

Thomas joined the squad after NU's appearance in the Rose Bowl National Championship game. He came on to play in 16 contests, including his first three career starts when John Turek went down with an ankle injury. Thomas recorded career-high points (4.6 ppg) and rebounds (3.8 rpg), as well as minutes played (286) during the 2001-02 campaign.

Thomas made solid contributions as a starter by recording a double-double in his first career start against Missouri. He had 12 points and 11 rebounds with two assists against the Tigers. He started three games for Nebraska when forward John Turek went down with an ankle injury. Thomas finished the year with 60 rebounds, including an amazing 55 percent (33) on the offensive glass.

▶ 2000-01 (Sophomore) ◀

Thomas joined the basketball team for the first time in his career in January 2001 before playing in 17 games for the Huskers, averaging 1.8 points and 1.7 rebounds in 195 minutes.

He hit 32.3 percent (10-of-31) from the floor and 68.8 percent (11-of-16) from the free-throw line. Solid defensive play helped Thomas record seven steals, and he contributed three assists on the year. Thomas came off the bench in every contest he played, and saw at least 10 minutes of action in 13 games.

His best performance came when he connected on 3-of-5 shots from the floor for a season-high six points against Kansas State. He also added four rebounds against the Wildcats, including three offensive boards. He had a season-high six rebounds with two points in an overtime victory against Oklahoma State.

▶ 1999-2000 (Freshman) ◀

Thomas was not a member of the Husker basketball team during the 1999-2000 season. In the fall of 1999, he was a redshirt-freshman on the football team, helping Nebraska to the 1999 Big 12 title.

▶ High School ◀

Thomas was a four-year letterwinner for Coach Terrance Turner at Omaha North High School. He earned All-Nebraska honors from the Omaha World-Herald after averaging 15.9 points and nine rebounds per game as a senior in 1998. Thomas led Omaha North to a 15-5 record in his final season.

Thomas was a multiple-sport standout, as he also earned USA Today honorable-mention All-America honors in football, along with Omaha World-Herald and first-team super-state honors from the Lincoln Journal Star as a defensive lineman in 1997 after recording 90 tackles and 14 sacks as a senior. As a wide receiver, Thomas averaged 15 yards per catch in his final season.


Thomas also lettered three times in track and field. He cleared 6-7 in the high jump, and went 44 feet in the triple jump. He also had a personal best of 23 feet in the long jump.

▶ Personal ◀

Wilson is the son of Darcel Brown and Wilson Thomas Sr. He was born Oct. 21, 1979. Wilson is majoring in business management at Nebraska.

▶ Career Statistics ◀

Overall Year	MP	G-GS	FG-FGA	Pct.	3FG-3FGA	Pct.	FT-FTA	Pct.	Rebounds					S	TP-Avg.	
									O-D	Tot.-Avg.	F	A	T/O			B
2000-01	195	17-0	10-31	.323	0-2	.000	11-16	.668	14-15	29-1.7	22	3	13	0	7	31-1.8
2001-02	286	16-3	25-59	.424	0-0	.000	24-42	.571	33-27	60-3.8	44	4	13	0	5	74-4.6
Totals	481	33-3	35-90	.389	0-2	.000	35-58	.603	47-42	89-2.7	66	7	26	0	12	105-3.2
Big 12 Year	MP	G-GS	FG-FGA	Pct.	3FG-3FGA	Pct.	FT-FTA	Pct.	O-D	Tot.-Avg.	F	A	T/O	B	S	TP-Avg.
2000-01	183	16-0	10-29	.345	0-2	.000	11-16	.668	12-14	26-1.6	22	2	13	0	6	31-1.9
2001-02	259	15-3	24-52	.462	0-0	.000	23-40	.575	29-22	51-3.4	41	4	12	0	4	71-4.7
Totals	442	31-3	34-81	.420	0-2	.000	34-56	.607	41-36	77-2.5	63	6	25	0	10	102-3.3



John Turek

44

6-9 ▶ 240 ▶ Sophomore ▶ Forward ▶ Council Bluffs, Iowa (Abraham Lincoln)

▶ 2001-02 Season Highs ◀

Points	20 (at Kansas State, 3/2/02)
Field Goals Made	8 (at Kansas State, 3/2/02)
Field Goals Attempted	12 (two times)
Free Throws Made	4 (vs. Kansas State, 3/2/02)
Free Throws Attempted	7 (vs. Kansas, 2/24/02)
Rebounds	12 (vs. Kansas, 2/24/02)
Assists	3 (two times)
Steals	2 (vs. Texas Tech, 1/30/02)
Blocked Shots	5 (vs. Baylor, 2/27/02)

▶ Outlook ◀

John Turek (pronounced TUR-eck) returns for his second year with the Huskers after progressing beyond many expectations last season. Nebraska's most athletic big man, Turek started to pick up the pace on the offensive end of the court late in the conference season. He was also a key force for the Huskers on the defensive end during the Big 12 schedule.

Turek led the team in rebounding and blocked shots as a freshman and ranked among the league leaders in blocks during the regular season. Turek was also the first freshman in school history to lead Nebraska in rebounding average.

▶ 2001-02 (Freshman) ◀

Turek played a large role in the paint for the Huskers, seeing action in 26 contests with 15 starts. The only two games he missed were against Missouri and at Iowa State during the Big 12 slate, when he was sidelined with a sprained ankle.


On the year, Turek averaged 5.4 points while recording team highs in rebounding average (6.2 rpg, 162 total) and blocked shots (39 total, 1.4 bpg). He was sixth on the team in minutes played with 592 (22.8 mpg), which was the most among Husker post players.

At the Big 12 Tournament against Colorado, Turek's effort left him with 11 rebounds, seven points and three blocked shots. The 11 rebounds gave him 162 for the season, which broke the previous NU freshman record of 161 shared by Venson Hamilton (1996) and Dave Hoppen (1983), both all-conference performers during their NU careers. His three blocked shots also moved him into a tie on the rookie blocked shots list with Hamilton, who also had 39 blocks in 1996. Turek's team-leading 162 rebounds marked the first time in NU history that a freshman led the squad in rebounding.

Turek finished the regular season on a strong note. In his final four games (after returning from the ankle injury), he hit 16-of-31 (51.6 percent) attempts from the floor for 9.0 points per game, and averaged 9.8 rebounds. His effort led the Huskers to a 2-2 record during that span, with one of the losses coming in a one-point setback to No. 1 Kansas. In his first 21 games, Turek had hit just 42-of-117 (35.9 percent) from the field for 4.5 points per game, while adding 5.5 rebounds.

The Council Bluffs, Iowa, native had a breakout offensive game in the regular-season finale, as he scored a career-high 20 points to lead the Huskers in a loss at Kansas State. After missing his first shot from the floor, Turek connected on seven straight field-goal attempts before finishing 8-of-12 from the field. He added eight rebounds, two blocked shots and one steal. His only other double-figure scoring game came against Colorado on the road, when he had 10 points, with three boards, two assists, three blocks and one steal.

Turek recorded a team



▶ Career Statistics ◀

Overall Year	MP	G-GS	FG-FGA	Pct.	3FG-3FGA	Pct.	FT-FTA	Pct.	Rebounds		F	A	TQ	B	S	TP-Avg.
									O-D	Tot.-Avg.						
2001-02	592	26-15	61-156	.391	0-0	.000	19-50	.380	70-92	162-6.2	71	17	19	39	14	141-5.4
Big 12 Year	MP	G-GS	FG-FGA	Pct.	3FG-3FGA	Pct.	FT-FTA	Pct.	O-D	Tot.-Avg.	F	A	TQ	B	S	TP-Avg.
2001-02	364	14-12	40-102	.392	0-0	.000	13-35	.371	33-57	90-6.4	36	12	12	23	7	93-6.6

► **High School** ◀

Turek lettered three times at Abraham Lincoln High School for Coach Bruce Chubick Sr., who is the father of former Husker standout forward Bruce Chubick Jr.

As a senior, Turek averaged 18 points, 12 rebounds, three blocks and two steals per game while helping the team to a 21-1 record and a state playoff berth.

Following his senior season, Turek was selected to the all-state and All-Western Iowa first-teams, along with earning all-conference honors. He was also named the city player of the year in 2000-01. Against Sioux City West, Turek turned in his top prep performance, collecting 26 points, 22 rebounds, six blocked shots and three steals.

Turek also lettered twice in golf, placing second in the city tournament as a high school junior. He was an honor roll student all four years, finishing with a 3.8 grade-point average.

► **Personal** ◀

John is the son of John and Luellen Turek. He has three sisters, Ulette, Rachelle and Elisha, and one brother, Josh. John was born Feb. 19, 1983, and is majoring in business administration at Nebraska. Turek chose Nebraska after being recruited by Central Michigan, Central Florida, Iowa, Old Dominion, Drake and Creighton.

season-high 12 rebounds against Kansas, with seven points and three assists, before coming back with nine boards, seven points and a career-high five blocked shots in a 75-55 victory over Baylor. On the year, Turek had 15 games with at least seven rebounds and 12 games with at least two blocked shots.


Turek recorded his first double-figure rebounding effort of the year with 10 rebounds against Pacific in his first career start. He also had 10 boards, with six points, two blocks and two steals in an 80-69 upset of No. 20/23 Texas Tech at home.


Off the court, Turek was selected to the Dean's List at the College of Business Administration in Fall 2001, and he was also one of four Huskers (along with Dan Heimos, Jake Muhleisen and Bronsen Schliep) to be selected to the Big 12 Commissioner's Honor Roll in Fall 2001 and Spring 2002.

► **2001-02 Game-by-Game (26 games)** ◀

Opponent	MP	FG-A	3FG-A	FT-A	R	E	A	B	S	Pts.
North Carolina A&T	16	1-1	0-0	0-0	0	2	0	0	1	2
Winthrop	19	2-2	0-0	0-1	3	2	0	1	0	4
Texas-San Antonio	20	2-5	0-0	0-0	8	4	0	2	0	4
Wofford	15	3-6	0-0	0-0	7	3	0	1	1	6
Western Illinois	11	1-4	0-0	0-0	3	2	0	0	1	2
Oral Roberts	15	2-4	0-0	0-2	6	2	0	1	1	4
at Creighton	16	1-3	0-0	0-0	5	2	0	1	1	2
Sam Houston State	14	2-6	0-0	0-0	7	5	0	3	0	4
at Minnesota	23	3-5	0-0	3-4	3	5	1	1	0	9
#at Pacific	25	1-6	0-0	2-2	10	2	1	0	0	4
#Savannah State	27	0-4	0-0	0-3	9	1	2	3	1	0
#at Missouri*	36	3-8	0-0	0-1	9	2	0	2	0	6
#at Kansas*	29	4-10	0-0	0-2	4	4	0	0	1	8
#Colorado*	30	1-10	0-0	0-1	8	4	0	2	1	2
#Oklahoma*	23	1-4	0-0	1-2	7	2	1	2	0	3
#at Texas*	10	0-2	0-0	0-2	3	4	0	1	0	0
#at Oklahoma St.*	32	2-4	0-0	0-1	0	1	0	2	0	4
#Iowa State*	24	3-7	0-0	2-3	3	5	0	1	0	8
#Texas Tech*	29	3-12	0-0	0-1	10	0	2	2	2	6
#at Colorado*	27	5-11	0-0	0-1	3	2	2	3	1	10
#Kansas State*	20	2-3	0-0	3-4	7	2	1	1	0	7
Missouri*		---DNP---								
at Iowa State*		---DNP---								
at Texas A&M*	21	2-7	0-0	1-2	7	4	3	0	0	5
#Kansas*	23	3-6	0-0	1-7	12	3	3	0	0	7
Baylor*	28	3-6	0-0	1-2	9	1	0	5	1	5
#at Kansas State*	32	8-12	0-0	4-6	8	2	0	2	1	20
#vs. Colorado^	27	3-8	0-0	1-3	11	5	1	3	1	7
Totals	592	61-156	0-0	19-50	162	71	17	39	14	141

^Big 12 Tournament game *Big 12 Conference game #game started





Andrew Drevo

50

6-8 ▶ 270 ▶ Junior ▶ Forward ▶ Lincoln, Neb. (Lincoln Christian/Morningside College)

▶ High School ◀

Drevo lettered four years at Lincoln Christian High School under Coach Scott Shepard. He missed his junior year with a back injury, but returned to grab 16 points, 11 rebounds and three blocks per game as a senior to earn first-team all-state honors, and lead LCHS to the Class C-1 state title. Drevo lettered four times in baseball, twice in football and track and once in tennis. He was a four-year honor roll student.

▶ Personal ◀

Andrew is the son of David and Angela Drevo. He has one brother, Matthew. He was born March 4, 1981, and is majoring in business administration.

▶ Outlook ◀

After sitting out as a transfer in 2001-02, junior Andrew Drevo (pronounced DREE-voe) is ready to contribute for the Huskers and will likely see significant action early in the season. A walk-on, Drevo joined the Huskers after two seasons at Division II Morningside College in Sioux City, Iowa. One of the Huskers' widest bodies, Drevo has good size and can run the floor while adding a solid presence in the paint. An all-around player, Drevo can pass well inside and has the ability to step outside the arc, which will create matchup problems for opposing defenses throughout the year.

▶ 2001-02 (Junior) ◀

Drevo practiced with the Huskers all season but did not participate, as he was forced to sit out the season due to NCAA transfer guidelines.

▶ Previous College (Morningside College) ◀

Drevo played two years at Division II Morningside College under Coach Jerry Schmutte. Drevo was a two-time all-conference pick, and an all-region selection as a sophomore.

Drevo averaged 14 points and eight rebounds per game while leading the team to an 18-13 record as a sophomore. He paced the team in rebounding and blocked shots, while also setting the school record for single-season three-point shooting percentage by hitting 49 percent of his three-point attempts. As a freshman, Drevo was the team MVP and newcomer of the year.



Nate Johnson

4

6-2 ▶ 180 ▶ Junior ▶ Guard ▶ Kansas City, Kan. (Wyandotte/Penn Valley CC)

▶ High School ◀

Under Coach Wayne Van Dine at Wyandotte High School, Johnson averaged 22 points and four rebounds per game as a senior to earn second-team all-state honors for the second time in his career. As a junior when he averaged 17 points, three rebounds and four assists.

Johnson picked NU over DePaul, Oklahoma, Oklahoma State, UNLV, Kansas State, Iowa State and USC.

▶ Personal ◀

Nate is the son of Mary and Darryl Johnson, and has four sisters and five brothers. He was born Jan. 9, 1979, and is majoring in sociology at Nebraska. He is engaged to marry Keasha Cannon, a member of the NU women's basketball team.

▶ Outlook ◀

Nate Johnson will have a chance to earn immediate playing time in his first season with the Huskers. One of the top junior college recruits in the nation, Johnson's acceleration and leaping ability help him score from anywhere on the court. Johnson is a proven finisher around the basket and can hit from outside the three-point arc. He can distribute the ball and rebound, which could give NU one of the most athletic backcourts in the league this season.

▶ Previous College (Penn Valley CC) ◀


Johnson ranked fifth in the nation in scoring as a sophomore at Penn Valley CC under head coach Clay Johnson, pouring in 26.5 points per game. He added 4.4 rebounds and 1.6 steals, while ranking among the national top five in three-pointers made with 128. He also ranked 29th nationally in assists with 4.75 per game.

Johnson's scoring and defensive ability helped him earn NJCAA Division II National Player-of-the-Year honors. He was also tabbed a first-team All-American last year, marking his second straight All-America certificate. As a freshman, Johnson earned second-team honors.

A two-time player of the year in the region, Johnson helped Penn Valley to a 26-10 record and a berth in the NJCAA Division II national tournament. He averaged 30.5 points during the tourney, including a 48-point outburst in the national semifinals when he hit 17-of-30 attempts from the floor, including 7-of-13 three-point attempts.

Johnson's offense and leadership helped Penn Valley to the national title game, where it fell by one point, 58-57, to Redlands (Okla.) CC. For his efforts, he was selected to the all-tournament team and named the tourney MVP despite finishing on the runner-up squad.

Earlier in the year, Johnson set a single-game career-high of 51 points. He finished as Penn Valley's all-time leading scorer with 1,708 points in two seasons.



Bronsen Schliep

15

6-7 ▶ 215 ▶ R-Freshman ▶ Forward ▶ Fairfield, Neb. (Sandy Creek)

▶ Personal ◀

Bronsen is the son of Marvin and Raelene Schliep. He has one sister, Brandy. Bronsen was born Dec. 13, 1982, and is majoring in business administration at Nebraska. His father, Marvin, attended UNL and was a member of the yell squad and club rowing team.

Bronsen is a Regents and Peter Kiewit Scholar at Nebraska. He chose to join the Huskers as a walk-on after being recruited by Air Force, Dartmouth, Nebraska-Kearney and Northwest Missouri State.

▶ Outlook ◀

Bronsen Schliep (pronounced Schleep) enters his second year in the Husker program after redshirting last season. Schliep adds size and speed on the wing for the Huskers.

Schliep has the ability to penetrate well from the wing, and has the potential to be a solid shooter and defender. His long reach allows him to defend bigger players, giving him an opportunity to contribute early in his career.

▶ 2001-02 (Freshman) ◀


Schliep walked on and practiced with NU but redshirted during the season. In the classroom, he was named to the Big 12 Commissioner's Honor Roll for Fall 2001 and Spring 2002, while also being named to the Dean's List twice.

▶ High School ◀

Schliep played basketball for head coach Alan Ehlers at Sandy Creek High School, where he lettered three times. As a senior, Schliep averaged 21 points and seven rebounds per game while adding three assists per contest. He earned first-team all-state honors and was named the Tribland player of the year. He also earned all-county and all-league first-team honors. He had a career-high 35 points in a game as a senior, with 28 in the second half.

Also a standout on the track, Schliep qualified for the state meet in the high jump, long jump and triple jump as a senior. He placed third in the high jump, and had a personal best leap of 6-7 as a senior.

Schliep was the valedictorian of his high school senior class, graduating with a 4.0 grade-point average. He was also a National Honor Society member and was a finalist for the Wendy's High School Heisman in Nebraska.



Tony Wilbrand

45

6-10 ▶ 250 ▶ R-Freshman ▶ Center ▶ Alliance, Neb. (Alliance)

▶ Personal ◀

Tony is the son of Herman and Cathy Wilbrand. He has three sisters, Joanne, Elizabeth and Theresa, and two brothers, Bill and Charlie. Tony was born on May 27, 1983, and is majoring in computer science at Nebraska. He was recruited to play basketball by Drake, Colorado State and Creighton before choosing to join the Huskers as a walk-on.

▶ Outlook ◀

Tony Wilbrand returns for his second year with the Huskers and looks to add needed depth in the paint. He possesses a good touch around the basket, and his size will allow him a chance to alter many shots.

▶ 2001-02 (Freshman) ◀

Wilbrand walked on for the Huskers and practiced with the team but redshirted during the season.


▶ High School ◀

Wilbrand lettered three years at Alliance High School under Coach Rocky Almond. During his career, he led Alliance to a Class B state title in 2001 and a state semifinal berth in 2000. As a senior in 2001, Wilbrand averaged 17 points and 13 rebounds per game with four blocked shots per contest. He also shot 74 percent from the floor.

Wilbrand was selected to the Omaha World-Herald All-Nebraska team and named the Western Conference's Player of the Year following his senior season. Wilbrand also earned first-team All-Western Conference honors as a senior.

Wilbrand recorded a career-high 27 points against Ogallala as a senior and had two triple-doubles in the state tournament. His first career triple-double came against South Sioux City, while his other triple-double came against Lincoln Pius X.

Wilbrand lettered four times in track and field and twice in tennis. He was an honor roll student all four years.



Jason Dourisseau 1

6-5 ▶ 185 ▶ Freshman ▶ Guard ▶ Omaha, Neb. (Burke)

▶ Personal ◀

Jason is the son of Richard and Geneva Dourisseau. He has one brother, Devin, and one sister, Dena. Jason was named to the honor roll every semester of high school and was a National Honor Society member. He chose Nebraska over Creighton, Iowa State and Saint Louis. He has not decided on a major.

▶ Outlook ◀

Jason Dourisseau (Dah-ROO-so) joins the Huskers and brings great size and quickness to the perimeter. He will be utilized on the wing, where he can shoot the three or drive inside. He has solid footwork around the basket and can provide another rebounding presence for Nebraska.


▶ High School ◀

Playing for Coach Gary Graner at Omaha Burke High School, Dourisseau averaged more than 17 points and seven rebounds as a senior, both of which were team highs. Dourisseau, who ranked among the top 175 recruits nationally by some publications, joined with Husker teammate Roy Enright to lead the Bulldogs to the Nebraska Class A state semifinals in 2002, guiding Burke to a 17-5 final record. Burke fell in the semifinals to eventual state champion Grand Island, led by current teammate Wesley Wilkinson.

Dourisseau finished his prep career in fine fashion, earning first-team all-state honors from several publications. He also earned academic all-state honors from the Lincoln Journal Star. Dourisseau was selected to play in the annual Nebraska-South Dakota All-Star Game and the Nebraska Coaches All-Star Game during the summer following his senior season.

As a junior, Dourisseau helped Burke to a 15-8 record and the state semifinals by averaging 16 points, four rebounds and four assists per game. He was a first-team all-state selection as a junior. During the summer, he helped his team to the title at the Mr. Basketball Invitational while earning MVP honors.

As a sophomore, he helped Burke finish with a 20-4 record and earned state tournament runner-up accolades.



Roy Enright 24

6-9 ▶ 250 ▶ Freshman ▶ Center ▶ Omaha, Neb. (Burke)

▶ Personal ◀

Roy is the son of Sally and Herb Welling. He has one sister, Faith. Roy was born Sept. 25, 1983. He has not decided on a major.

▶ Outlook ◀

Roy Enright joins the Huskers and will fight for playing time in the low post early in his career. Already one of the Huskers' largest players before entering the Husker Power program, Enright should provide a solid defensive presence in the paint. Enright also has good offensive skills and moves well for his size around the basket.

Enright, who was one of the earliest ever NU commitments, was listed as a top 100 prospect nationally by Hoop Scoop and Prep Spotlight during his senior year. Cnnsi.com also ranked Enright as one of the top 20 high school senior centers in the country last year.

▶ High School ◀

Enright played at Omaha Burke High School for Coach Gary Graner alongside fellow NU freshman Jason Dourisseau. The pair helped the Bulldogs to the state semifinals each of his last two seasons.

Enright averaged nearly 13 points per game while adding more than six rebounds per contest, as Burke finished with a 17-5 record during his senior season. Behind Enright, the Bulldogs reached the 2002 state semifinals before losing to eventual state champion Grand Island and current teammate Wesley Wilkinson.

Enright was a second-team all-state selection by the Lincoln Journal Star and Omaha World-Herald as a senior. He also earned all-conference and all-metro second-team honors.

During his junior season, Enright averaged 14.7 points and 6.6 rebounds while helping Burke to the state tournament before finishing with a 15-8 record. He scored a career single-game high 27 points as a junior and added a career-high 12 rebounds.

Overall, Enright lettered four years for the Bulldogs, with Burke compiling a 52-17 in his final three seasons, including state semifinals appearances all three years.



Wesley Wilkinson

11

6-9 ▶ 205 ▶ Freshman ▶ Forward ▶ Grand Island, Neb. (Grand Island)

▶ Personal ◀

Wesley is the son of Teresa Wilkinson and Kevin and Debbie Wilkinson. He has four sisters, Mandy, Jamie, Erica and Abbey. Both Jamie and Erica are current students. Wesley was selected to the high school honor roll four times and is majoring in business administration at Nebraska.

▶ Outlook ◀

Wesley Wilkinson joins the Huskers after being one of the most highly recruited prep players in the state of Nebraska in recent years. Wilkinson's size and mobility will provide a solid base for him earn early playing time with the Huskers. One of three Husker recruits this season from the state of Nebraska, Wilkinson has great ability to finish around the basket, and can hit from outside the arc as well. He will also bring a defensive game that can change the course of a contest with his shot-blocking ability.

▶ High School ◀

The top player in the state of Nebraska as a senior, Wilkinson played at Grand Island High School for coach Dave Oman. Wilkinson earned first-team all-state honors from both the Lincoln Journal Star and Omaha World-Herald, while serving as the honorary captain for both squads. He earned the state of Nebraska's Mr. Basketball title and was the Gatorade Circle of Champions Player of the Year as a senior. After an outstanding senior campaign, Wilkinson was tabbed one of the top 70 high school seniors by Hoop Scoop.

Wilkinson averaged 18.6 points and 7.5 rebounds per game while adding 90 blocked shots on the season. He helped the Islanders to a 23-1 record and a Class A (largest) state title as a senior. He earned all-tournament honors after producing 13 points, 14 rebounds and eight blocked shots in the title game against Lincoln Southeast. Wilkinson also helped Grand Island to a state title as a freshman with a 16-9 record.

During his junior season, Wilkinson averaged 16 points, 7.5 rebounds and five assists per game and was named to the all-conference second team. For his career, Wilkinson finished with 1,065 points, 549 rebounds and 248 blocked shots.

During the summer of 2002, Wilkinson helped Team Nebraska win the Nebraska-South Dakota All-Stars game, as well as scoring a game-record 31 points in the Nebraska Coaches' All-Star Game, despite not starting.

vs. Oklahoma

Player	G-GS	MP	FG-A	Pct.	3FG-A	Pct.	FT-A	.Pct	Reb.	Avg.	A	TO	B	S	Pts.	Avg.
Clemmons	1-1	32	0-10	.000	0-3	.000	8-10	.800	6	6.0	4	4	0	0	8	8.0
Conklin	2-0	30	5-10	.500	4-7	.571	0-0	.000	4	2.0	0	1	0	3	14	7.0
Thomas	2-0	25	2-3	.667	0-0	.000	4-7	.571	7	3.5	0	1	0	0	8	4.0
Turek	1-1	23	1-4	.250	0-0	.000	1-2	.500	7	7.0	1	0	2	0	3	3.0
Simms	1-0	16	0-3	.000	0-2	.000	2-2	1.000	3	3.0	0	1	0	1	2	2.0
Heimos	1-0	2	1-2	.500	0-0	.000	0-0	.000	1	1.0	0	0	2	0	2	2.0
McCarty	1-0	2	1-1	1.000	0-0	.000	0-0	.000	1	1.0	0	0	0	0	2	2.0
Bohac	1-0	2	0-0	.000	0-0	.000	0-0	.000	0	0.0	1	1	0	0	0	0.0
Muhleisen	1-1	14	0-4	.000	0-1	.000	0-0	.000	2	2.0	1	0	1	0	0	0.0
Totals	11-3	146	10-37	.270	4-13	.308	15-21	.714	31	---	7	8	5	4	39	---

vs. Oklahoma State

Player	G-GS	MP	FG-A	Pct.	3FG-A	Pct.	FT-A	.Pct	Reb.	Avg.	A	TO	B	S	Pts.	Avg.
Muhleisen	1-1	35	6-10	.600	1-5	.200	3-3	1.000	6	6.0	3	4	0	1	16	16.0
Conklin	2-2	59	5-17	.294	3-11	.272	4-4	1.000	6	3.0	6	6	3	1	17	8.5
Turek	1-1	32	2-4	.500	0-0	.000	0-1	.000	0	0.0	0	1	2	0	4	4.0
Simms	1-0	5	1-2	.500	0-0	.000	0-0	.000	0	0.0	0	1	0	0	2	2.0
Thomas	2-0	25	1-4	.250	0-0	.000	0-0	.000	7	3.5	0	1	0	0	2	1.0
Clemmons	1-0	7	0-2	.000	0-0	.000	1-2	.500	0	0.0	0	3	0	1	1	1.0
Totals	8-4	163	15-39	.385	4-15	.267	8-10	.800	19	---	9	16	5	3	42	---

vs. Texas


Player	G-GS	MP	FG-A	Pct.	3FG-A	Pct.	FT-A	.Pct	Reb.	Avg.	A	TO	B	S	Pts.	Avg.
Conklin	2-1	41	4-11	.363	4-10	.400	0-2	.000	5	2.5	3	1	0	0	12	12.0
Muhleisen	1-1	33	4-9	.444	2-6	.333	0-2	.000	4	4.0	4	2	2	2	10	10.0
Thomas	2-0	33	3-6	.500	0-0	.000	3-4	.750	7	4.0	1	2	1	0	9	4.5
Simms	1-0	5	1-1	1.000	0-0	.000	0-0	.000	0	0.0	0	2	0	0	2	2.0
McCarty	1-0	1	0-0	.000	0-0	.000	0-0	.000	0	0.0	0	0	0	0	0	0.0
Turek	1-1	10	0-2	.000	0-0	.000	0-2	.000	3	3.0	0	0	1	0	0	0.0
Clemmons	1-0	16	0-4	.000	0-1	.000	0-0	.000	3	3.0	2	2	0	0	0	0.0
Totals	9-3	139	12-33	.364	6-17	.353	3-10	.300	22	---	10	9	4	2	33	---

vs. Texas A&M

Player	G-GS	MP	FG-A	Pct.	3FG-A	Pct.	FT-A	.Pct	Reb.	Avg.	A	TO	B	S	Pts.	Avg.
Clemmons	1-0	29	7-12	.583	1-4	.250	8-9	.889	6	6.0	2	0	0	3	23	23.0
Muhleisen	1-1	32	6-11	.545	1-4	.250	2-3	.667	2	2.0	6	3	0	1	15	15.0
Simms	1-0	16	1-4	.250	0-0	.000	8-10	.800	2	2.0	0	1	0	2	10	10.0
Conklin	2-1	42	6-13	.461	5-11	.455	0-0	.000	7	3.5	4	0	1	0	17	8.5
Turek	1-0	21	2-7	.286	0-0	.000	1-2	.500	7	7.0	3	0	0	0	5	5.0
Thomas	2-1	26	2-4	.500	0-1	.000	3-4	.750	4	2.0	1	2	0	0	7	3.5
Heimos	1-0	5	1-1	1.000	0-0	.000	0-0	.000	1	1.0	0	0	0	0	2	2.0
Bohac	2-0	2	0-1	.000	0-1	.000	0-0	.000	0	0.0	0	0	0	0	0	0.0
McCarty	1-0	1	0-1	.000	0-0	.000	0-0	.000	0	0.0	0	0	0	0	0	0.0
Totals	12-3	174	25-54	.463	7-21	.333	22-28	.786	29	---	16	6	1	6	79	---

vs. Texas Tech

Player	G-GS	MP	FG-A	Pct.	3FG-A	Pct.	FT-A	.Pct	Reb.	Avg.	A	TO	B	S	Pts.	Avg.
Clemmons	1-0	18	6-13	.462	1-1	1.000	0-1	.000	8	8.0	4	3	0	4	13	13.0
Muhleisen	1-1	26	3-10	.300	1-4	.250	4-4	1.000	4	4.0	1	2	0	0	11	11.0
Turek	1-1	29	3-12	.250	0-0	.000	0-1	.000	10	10.0	2	1	2	2	6	6.0
Conklin	2-1	38	4-7	.571	3-6	.500	0-0	.000	7	3.5	2	0	0	0	11	5.5
Thomas	2-0	33	1-3	.333	0-0	.000	6-6	1.000	3	1.5	1	1	0	1	8	4.0
Simms	1-0	11	1-3	.333	0-1	.000	0-0	.000	2	2.0	0	1	0	0	2	2.0
Totals	8-3	155	18-48	.375	5-12	.417	10-12	.833	34	---	10	8	2	7	51	---



N

T H E C O A C H E S



Barry Collier

Head Coach ▶ Third Year ▶ 27-31 in two years at NU ▶ 223-163 in 13 years overall

▶ Collier at a Glance ◀

Full Name

Barry Scott Collier

Date of Birth

July 16, 1954

Education

Bachelor of Science, Butler, 1976
Master of Science, Indiana State, 1977

Head Coaching Experience

- ▶ Nebraska, 2000-present
- ▶ Butler, 1989-2000

Assistant Coaching Experience

- ▶ Stanford University, 1986-89
- ▶ University of Oregon, 1983-86
- ▶ University of Idaho, 1978-83
- ▶ Seattle Central CC, 1977-78
- ▶ Rose-Hulman Institute, 1976-77

Awards and Honors

- ▶ Midwestern Collegiate Conference Coach of the Year (1991, 1997, 1999, 2000)
- ▶ Named to National Association of Basketball Coaches Board of Directors (2002)

Family

Wife, Annette; and sons Casey (19), Brady (17) and Clay (15)

Entering his third season at Nebraska, Head Coach Barry Collier has the Huskers on the rise in the Big 12. Collier has helped Nebraska make believers out of many who thought the building process to get back to the NCAA Tournament would take much longer.

Collier has emphasized toughness, brought in a whole new lineup, with several players from within the state, and quickly assembled a squad that has shown it will not back down from any opponent. That drive and determination have been trademarks for every Collier-led team in his 13 years as a head coach.

With that new, winning attitude in the locker room in place and a group of fresh players with an overwhelming desire to succeed, Collier's plan for success is starting to take shape.


Collier will use last season as a building block for the future. In 2001-02, Nebraska jumped out to a quick start, accumulating six straight non-conference wins to open the year. While the schedule would get no easier, Nebraska gave a valiant effort, providing outstanding performances time and again.

One of the Huskers' top efforts of 2002 came against No. 23 Texas Tech at the Devaney Center. Nebraska's first home sellout crowd of 13,505 saw the Huskers jump out to an early first-half lead before putting away the Red Raiders late, taking a win over at least one ranked team for the second straight season under Collier.

While it was the only victory of the year against a ranked squad, the Huskers had several other close calls by playing three other ranked teams to within seven points. In one of the most exciting games in the country all season, Nebraska led No. 1 Kansas at home late in the game in front of a national audience. NU hit a school-record 18 three-pointers before falling by just a single point.

On the year, Nebraska set team records for three-pointers made (267) and attempted (729) while ranking third in the nation in three-pointers per game (9.5). The Huskers also had the third-fewest turnovers in school history with just 317 in 28 games to rank sixth nationally (11.3), and set a single-game team record with just three turnovers at Iowa State, including only one in the first half.

Three players earned accolades for the Huskers in 2001-02 under Collier. Seniors Cary Cochran and John Robinson II claimed honorable-mention All-Big 12 honors, with Robinson also being named the AP's Big 12 All-Improved team. Cochran set NU single-season (89) and career (267) records for three-pointers and led the



nation in free-throw percentage (92.2) in his final year as a Husker. In addition, Cochran and sophomore Brian Conklin were named first-team Academic All-Big 12, only the fifth time in school history NU had two first-team selections and the first time since 1996.

Nebraska's improvements were a continuation of Collier's first season with the program, when he helped create a healthy atmosphere in the Nebraska locker room, one that stressed a "team first" motto.

Collier brought a new attitude to the Huskers in 2000-01, instilling a sense of pride and discipline in the program from the day he was named the 25th head coach in Nebraska men's basketball history on April 5, 2000. The principles of success — humility, passion, unity, servanthood and thankfulness — which he strives for each team to attain, are key to the Huskers' success each season.

The Huskers' 2001 record of 14-16 was not only three games better than the previous season's win total, but the effect on the team's attitude was a success, as vast improvements throughout the program were easily seen. In just one season, the Huskers had allowed nearly five points per game less to opponents than the previous year, including allowing 16 fewer points per game on the road. NU also considerably improved its field-goal shooting percentage, finishing among the top 15 teams in the nation by hitting 48.7 percent from the floor.

Collier's desire to stress defense as the key to winning games was music to at least one Husker's ears during his first season. Guard Cookie Belcher, who entered Collier's first year as Nebraska's all-time leader in steals, continued his stellar play on the defensive end of the court and finished his career ranked third in NCAA history with 353 steals. His total was nearly 100 more than second place (257 by Erick Strickland from 1993 to 1996) on the Nebraska charts.

Along with Belcher, Collier's guidance helped Cochran set a team single-season mark for three-point field-goal percentage by hitting at a 47.3 clip (78-of-165), nearly two full percentage points higher than the previous record. Cochran's percentage also ranked second in the Big 12 Conference and third in the nation.

Stressing the need for playing within the system, Collier and his staff helped three players earn postseason recognition in 2000-01. Both Belcher and center Kimani Ffriend were named to the Big 12 All-Defense team, while Belcher was a second-team all-conference selection by both the Coaches and Associated Press. Ffriend was a third-team pick by the AP, while he and forward Steffon Bradford were honorable-mention all-league selections by the coaches.

The Huskers' competition during Collier's first season at Nebraska was among the stiffest in the country, as Nebraska's strength of schedule was rated among the national top 10 nearly all year long. That tough slate helped Nebraska see how far it still needed to go to reach postseason play, and just how far it had come in such a short time. When all was said and done, NU held its own with an 8-10 record against teams that made the 2001 NCAA Tournament or NIT field.

Getting to the postseason is the direct goal every year for a Collier-led team. Collier, who came to Nebraska after spending 11 years as head coach at Butler, was the winningest coach in Bulldogs' history, as he helped his teams to a 196-132 record during his tenure, including nine winning seasons in 11 years. Before Collier's arrival at the Indianapolis school, Butler had posted just three winning seasons in the previous 15 years.

The 48-year-old Collier coached his alma mater to five 20-win seasons, including 22 or more wins in each of his last four years at Butler. The Bulldogs had just two 20-win campaigns in their first 91 seasons of intercollegiate basketball before his arrival. In his last four years at Butler, Collier's teams compiled a 90-39 (.698) overall record and made a school-record four consecutive postseason appearances.

The Bulldogs reached the NCAA Tournament in 1997, 1998 and 2000, after not reaching the national tournament in the previous 35 seasons. In the first round of the 2000 East Regional, Butler took eventual national runner-up Florida to overtime before losing, 69-68, on a buzzer-beater. The loss to

Collier Teams When...

	Overall (at NU)
holding opponents to 70 points or less	170-61 (19-12)
holding opponents to 60 points or less	98-20 (8-4)
holding opponents to 50 points or less	33-0 (3-0)
scoring 100 or more points	5-1 (0-0)
scoring 90 or more points	19-7 (2-0)
scoring 80 or more points	80-21 (13-2)
allowing 100 or more points	0-9 (0-0)
allowing 90 or more points	3-25 (0-1)
In overtime games	15-14 (3-1)
in single over time	12-12 (3-1)
in double overtime	2-2 (0-0)
in triple overtime	1-0 (0-0)
Other Collier Notables	
Most team points scored in a game	128
vs. Evansville, 2/9/91 (lost, 136-128, 2OT)	
Most team points allowed in a game	136
vs. Evansville, 2/9/91 (lost, 136-128, 2OT)	

Collier's Year-by-Year Coaching Record

At Butler						
Season	Record	Pct.	Conf. Record	Pct.	Conf. Finish	Postseason
1989-90	6-22	.214	2-12	.143	8th	
1990-91	18-11	.621	10-4	.714	2nd	NIT – First round, lost to Wyoming, 63-61
1991-92	21-10	.677	7-3	.700	tie, 2nd	NIT – First round, lost to Purdue, 82-56
1992-93	11-17	.393	5-9	.357	tie, 5th	
1993-94	16-13	.552	6-4	.600	tie, 2nd	
1994-95	15-12	.556	8-7	.533	5th	
1995-96	19-8	.704	12-4	.750	2nd	
1996-97	23-10	.697	12-4	.750	1st	NCAA – First round, lost to Cincinnati, 86-69
1997-98	22-11	.667	8-6	.571	3rd	NCAA – First round, lost to New Mexico, 79-62
1998-99	22-10	.688	11-3	.786	2nd	NIT – Third round, defeated Bradley, 51-50; defeated Old Dominion, 75-62; lost to Clemson, 89-69
1999-2000	23-8	.742	12-2	.857	1st	NCAA – First round, lost to Florida, 69-68 (OT)

At Nebraska						
Season	Record	Pct.	Conf. Record	Pct.	Conf. Finish	Postseason
2000-01	14-16	.467	7-9	.438	7th	
2001-02	13-15	.464	6-10	.375	t-7th	
Career Totals	223-163	.578	106-77	.579	2 MCC Titles	3 NIT, 3 NCAA

Collier Era Superlatives

Points

- NU high -- 99 vs. Kansas State (2/9/02)
- NU low -- 51 three times (last vs. Oklahoma, 1/16/02)
 - Opponent high -- 96 by Kansas (1/9/02)
 - Opponent low -- 44 by Winthrop (11/27/01)
- NU high half -- 60 vs. Texas A&M (2/28/01)
- NU low half -- 19 vs. Oklahoma (1/16/02)
 - Opponent high half -- 57 by Kansas (1/9/02)
 - Opponent low half -- 19 by Wofford (12/2/01)

Field Goals

- NU high -- 38 vs. Texas A&M (2/28/01)
- NU low -- 14 vs. Creighton (1/2/01)
 - Opponent high -- 36 by Kansas (1/9/02)
 - Opponent low -- 15 by Savannah State, 1/2/02; by Winthrop (11/27/01)
- NU high attempts -- 74 vs. Texas Tech (1/30/02); vs. Colorado (2/5/02)
- NU low attempts -- 42 vs. Kent State (12/21/00)
 - Opponent high attempts -- 73 by Kansas (1/9/02); by Colorado (2/17/01)
 - Opponent low attempts -- 47 by Pacific (12/29/01); by Colorado (2/3/01)
- NU high percentage -- .619 vs. Kent State (12/21/00)
- NU low percentage -- .246 vs. Oklahoma (1/16/02)
 - Opponent high percentage -- .604 by Iowa State (2/16/02)
 - Opponent low percentage -- .283 by Winthrop (11/27/01)

Three-point Field Goals

- NU high -- 18 vs. Kansas (2/24/02)
- NU low -- 3 three times (last at Kansas, 1/9/02)
 - Opponent high -- 14 by Kansas State (2/9/02)
 - Opponent low -- 1 by Kansas State (2/14/01)
- NU high attempts -- 37 vs. Kansas (2/24/02)
- NU low attempts -- 6 vs. Kent State (12/21/00)
 - Opponent high attempts -- 35 by UT-San Antonio (11/28/01)
 - Opponent low attempts -- 6 by Kansas State (2/14/01)
- NU high percentage -- .591 vs. Minnesota (12/22/01)
- NU low percentage -- .167 vs. Kansas (1/9/02)
 - Opponent high percentage -- .583 by Kansas State (2/9/02)
 - Opponent low percentage -- .133 by Texas Tech (1/30/02)

Free Throws

- NU high -- 35 vs. Kansas State (2/9/02)
- NU low -- 1 vs. Missouri (1/5/02)
 - Opponent high -- 35 by Iowa State (3/3/01)
 - Opponent low -- 0 by Pittsburgh (12/2/00)
- NU high attempts -- 47 vs. Texas (1/13/01)
- NU low attempts -- 5 vs. Missouri (1/5/02)
 - Opponent high attempts -- 43 by Iowa State (3/3/01)
 - Opponent low attempts -- 1 by Pittsburgh (12/2/00)
- NU high percentage -- .900 vs. Missouri (1/6/01)
- NU low percentage -- .200 vs. Missouri (1/5/02)
 - Opponent high percentage -- .909 by Pacific (12/29/01)
 - Opponent low percentage -- .000 by Pittsburgh (12/2/00)

Rebounds

- NU high -- 48 vs. Savannah State (1/2/02)
- NU low -- 22 vs. Oklahoma State (1/23/02)
 - Opponent high -- 58 by Kansas (1/9/02)
 - Opponent low -- 18 by Kent State (12/21/00)

Assists

- NU high -- 27 vs. Texas A&M (2/28/01)
- NU low -- 6 vs. Kansas (1/9/02)
 - Opponent high -- 26 by Kansas (1/9/02)
 - Opponent low -- 4 by Texas (1/13/01)

Blocked Shots

- NU high -- 9 vs. Murray State (12/30/00)
- NU low -- 9 five times (last vs. Kansas, 2/24/02)
 - Opponent high -- 10 by Kansas (2/24/02)
 - Opponent low -- 0 by Kansas State (1/30/01)

Turnovers

- NU high -- 25 vs. Oklahoma State (2/7/01)
- NU low -- 3 vs. Iowa State (2/16/02)
 - Opponent high -- 20 by Winthrop (11/24/01); by Texas Tech (1/30/02)
 - Opponent low -- 8 three times (last by Iowa State, 2/16/02)

Steals

- NU high -- 15 vs. Murray State (12/30/00); Oklahoma State (2/7/01)
- NU low -- 3 vs. Oklahoma (1/27/01); vs. N.C. A&T (11/20/01)
 - Opponent high -- 15 three times (last by Oklahoma State, 2/7/01)
 - Opponent low -- 1 three times (last by Iowa State, 2/16/02)

Florida ended Butler's school-record 15-game winning streak.

The Bulldogs finished the 1999-2000 campaign with a 23-8 overall mark. The 23 victories tied the school record for wins set three years earlier under Collier, and ranked as Butler's second-highest single-season winning percentage since the 1961-62 campaign.

In addition to three NCAA appearances, Butler also reached the National Invitation Tournament three times under Collier, most recently in 1999, when the Bulldogs advanced to the third round before falling to Clemson. Collier also led Butler to NIT appearances in 1991 and 1992.

Collier made Butler competitive on the national level, while making the Bulldogs a dominant force in the Midwestern Collegiate Conference. The Bulldogs won two MCC regular-season titles under Collier (1997 and 2000). In 1999-2000, Butler was 12-2 in league play, including victories in its final 11 conference games. Over his final five seasons, the Bulldogs posted a 55-19 (.743) league record. Collier's teams finished either first or second in the MCC seven times, while his teams also won the school's first three MCC Tournament titles in 1997, 1998 and 2000.

His outstanding conference record did not go unnoticed by his peers. Collier was named conference coach of the year four times, including 1991, 1997, 1999 and 2000.

Collier helped Butler earn the reputation as one of the nation's most disciplined teams on the defensive end and well-schooled on offense. In 1999-2000, Butler limited its opponents to 55.7 points per game and held 11 foes to 50 points or fewer. On offense, the Bulldogs connected on better than 47 percent from the floor, nearly 38 percent from three-point range and averaged fewer than 13 turnovers per game.

Seven athletes under Collier earned all-conference awards at Butler, including two conference player-of-the-year honors. Three of his players were two-time selections.

The discipline Collier instilled in the Butler program did not end on the court. It carried over to the classroom, where Collier's players excelled on a consistent basis. One player under Collier was named a GTE/CoSIDA Academic All-American and one athlete earned a prestigious NCAA postgraduate scholarship. All 36 players who completed their senior seasons under Collier at Butler earned college diplomas, while five more have earned degrees under Collier at Nebraska.

Collier's teams earned a reputation as the league's toughest defensive force during his stint at Butler, holding opponents to less than 73 points per game in nine of his 11 seasons, including just 55.7 points per game in 1999-



The Collier family, front (from left): Annette and Barry, with family dog, Jimmy. Back: Brady, Casey with family dog, Pippen, and Clay.

2000. His final seven teams held opponents to less than 43 percent shooting for the season, including a .386 mark in 1999-2000 and a .391 percentage for the 1996-97 season.

In fact, during Collier's head coaching career, his teams have held opponents to 70 points or less in 231 of his 386 games coached and 60 points or less in 118 games. On the glass, his Butler teams were just as solid. Collier directed his Butler teams to a positive rebounding margin for 11 straight seasons overall, including an 8.1 advantage during his 1994-95 season.

Collier prepared for his head coaching career by serving as an assistant coach at five schools in 13 years. He began his coaching career at Rose Hulman Institute, then served in succession as an assistant coach at Seattle Central Community College, the University of Idaho, the University of Oregon and Stanford University.


While Collier was an assistant at Stanford under Mike Montgomery, he helped begin the turnaround of the Cardinal program. He assisted in trips to the 1988 NIT and the 1989 NCAA Tournament, when Stanford won 26 games and finished second in the Pac-10 Conference.

The announcement of Collier as Butler's head coach in the spring of 1989 marked his return to the Indianapolis campus. Collier first went to Butler as a student-athlete in 1974, following two seasons at Miami Dade South Junior College. The 6-7 Collier played basketball for the Bulldogs for two seasons, leading the team in rebounding twice and finishing second on the team in scoring once. He was named a Butler co-captain as a senior and was awarded the team's co-MVP trophy for the 1975-76 campaign. During his senior campaign, Collier averaged 15.2 points and 7.5 rebounds per game and earned first-team all-conference honors in the Indiana Collegiate Conference.

Before joining the Bulldogs, Collier attended Miami Palmetto High School in Miami, Fla., and earned an Associate of Arts degree from Miami Dade South Community College. He earned a Bachelor of Science degree from Butler in 1976 and a Master of Science degree from Indiana State University in 1977.

Collier was recognized by his coaching peers in 2002, as he was named to the Board of Directors of the National Association of Basketball Coaches. Continuing the organization's goal of bringing attention to the positive influences coaches make on the lives of student-athletes, Collier has been an NABC member for the past 26 years, and has served as an NABC congressman for his conference as well as on the Assistant Coaches, Rules and NABC All-American Selection Committees.

Collier and his wife, Annette, have been married since 1975. The couple has three sons, Casey, 19, Brady, 17, and Clay, 15.



Collier-led Teams vs. All Opponents

School	Record	Opponent	Record	Opponent	Record
Alaska-Fairbanks	1-0	Florida State	1-1	Minnesota	0-2
American-Puerto Rico	1-0	Georgia State	2-0	Missouri	1-3
Anderson	2-0	Hanover	1-0	Missouri-Kansas City	0-1
Ball State	5-6	Holy Cross	0-1	Montana State	0-1
Baylor	1-1	Idaho State	1-0	Mount St. Mary's	1-0
Belmont	2-1	Illinois-Chicago	12-5	Murray State	0-1
Bethune-Cookman	1-0	Illinois State	2-2	Nevada	2-0
Bowling Green	0-2	Indiana	1-4	New Mexico	0-1
Bradley	2-1	Indiana State	8-4	North Carolina	0-2
Cal State Fullerton	1-1	Indiana Wesleyan	1-0	North Carolina A&T	1-0
Cal State Northridge	1-0	Iona	1-0	Northeastern Illinois	4-2
Cal State Sacramento	2-0	Iowa	0-1	Notre Dame	5-1
Cincinnati	0-2	Iowa State	1-3	Oklahoma	1-2
Clemson	0-1	IUPUI	3-0	Oklahoma State	1-1
Cleveland State	8-3	Jacksonville	2-0	Old Dominion	1-0
Creighton	0-2	James Madison	2-1	Oral Roberts	1-1
Colgate	1-0	Kansas	0-4	Pacific	1-1
Colorado	2-3	Kansas State	3-2	Penn State	1-1
Dayton	5-3	Kent State	1-0	Pittsburgh	0-1
DePauw	2-0	LaSalle	5-2	Portland	4-0
Detroit Mercy	13-12	Loyola	21-5	Purdue	0-5
Duquesne	1-1	Marquette	2-2	Sam Houston State	0-1
Eastern Illinois	1-1	Marshall	2-0	Santa Clara	0-1
Evansville	6-11	Maryland-Eastern Shore	1-0	Savannah State	1-0
Florida	0-1	Mercer	2-2	Southern Methodist	1-0
Florida International	2-0	Miami	1-0	Saint Louis	2-2
		Miami (Ohio)	1-0	St. Francis (N.Y.)	1-0
				St. Peter's	0-1
				Stanford	0-1
				Southern Utah	0-2
				Southwest Missouri State	1-1
				Tennessee-Martin	0-1
				Texas	1-1
				Texas A&M	2-0
				Texas Christian	1-0
				Texas-San Antonio	1-0
				Texas Tech	1-1
				Tulane	1-0
				UNC Charlotte	1-2
				UNC Wilmington	0-1
				Valparaiso	4-1
				Villanova	0-1
				Western Illinois	2-2
				Western Kentucky	2-2
				Winthrop	2-0
				Wisconsin	1-1
				Wisconsin-Green Bay	11-6
				Wisconsin-Milwaukee	14-0
				Wofford	1-0
				Wright State	9-4
				Wyoming	0-1
				Xavier	2-13
				Total	223-163

A Conversation with Coach Collier

When opposing coaches and fans are watching your teams, what qualities do you want them to see?

When one thinks of a great college basketball game, the first thing that comes to mind is intensity. Starting with the action on the floor and extending into the stands, everyone wants to see great passion. Secondly, an aggressive, attacking mentality is absolutely paramount. Our team should exude discipline, fire, togetherness and toughness. Finally, unselfish play speaks volumes for a "team first" attitude.

How do you view yourself as a coach?

My first responsibility is to the players and their total development. We are seeking to provide an environment which encourages growth in four major areas: mentally, physically, socially and spiritually. Developing a winning attitude will lead to success in every phase. Out on the floor, we know each player brings a different set of skills and strengths to the team, and we must put him in a position to take advantage of those skills and strengths.

What are your thoughts about the Big 12 Conference?

The depth of nationally competitive teams in the Big 12 makes the conference a great challenge and opportunity for players and coaches. With an incredible tradition of athletic excellence and "second-to-none" facilities, the Big 12 is destined for continued dominance.

Why should a prospective student-athlete choose to attend Nebraska?

The No. 1 reason to come to Nebraska is the people. That includes the students, professors, fans, alumni and support staff. This is really a terrific place. As a coaching staff, we always talk about three things an athlete should look for – academics, athletics and the social settings.

Academically, this is an outstanding university. Athletically, it's one of the top athletic programs in the nation with tremendous support and facilities. The people are warm, hospitable and genuine.

What are some of the qualities you look for in a prospective student-athlete?

We are really looking for someone that appreciates all of those things I just mentioned – the superb academics, outstanding athletic accomplishments and the amazing people. We are looking for a driven competitive student-athlete, a person who those things appeal to, because he wants a good education and is committed to succeeding. He is also driven to be the best he can be across the board, academically, athletically and as a person.

After spending 11 years at Butler, what made you decide to come to Nebraska?

The opportunity to be at a place with great academics, and to compete at the highest level of collegiate athletics was a professional challenge that was too great to turn down. I was drawn by the opportunities for Nebraska's athletes as students and by the opportunity to compete for a national championship. Nebraska's fan support, facilities and performance support make all of that possible.

What is your vision for the future of Nebraska basketball?

We want to see Nebraska basketball consistently compete among the elite programs of college basketball, and when you do that you're competing for conference and national championships. We already have some great examples of that in our athletic department.

What do you think of Nebraska's fans?

In 25 years of college coaching, I've never seen such broad support for an athletic program. Husker fans are proud, devoted, supportive...nuts! I love it, and I've become one of them.

You've earned a reputation as an outstanding defensive coach. Will that be a major key to your team's success every season?

We know that we have to play good half-court defense, but we believe that's true of any team. Our system lends itself to success. The key is consistent effort.

What goals have you and your team set for the 2002-03 season?

We're trying to win a Big 12 championship and that won't ever change. There are 11 other schools trying to do the same thing, so the goal of our team is to develop a winning attitude, and I think once we do that, the result will be wins. That's how you win games, that's how you win championships. We're really trying to encourage that development of a winning atmosphere.

What is your evaluation of this year's schedule?

We have a schedule that we like ahead of us, both in the non-conference season where we play in tournaments in Alaska and Arizona, and in the league schedule. We'll play at least 13 games against 10 teams that were in last year's postseason tournaments. The Big 12 Conference is one of the nation's toughest basketball conferences, and because of that, everybody on our schedule has the potential to beat us. That's why attitude is so critical in the ability to prepare for an opponent.

The highlight of the season is the Big 12 schedule, so we will build toward that, just as we will do every year. That is definitely the focus of the season. It will be a tremendous challenge and will be a matter of preparation.





Reggie Rankin

Assistant Coach ▶ Third Year

▶ Rankin at a Glance ◀

Full Name

Reginald Vernon Rankin

Date of Birth

Oct. 25, 1966

Education

B.S., Ohio University, 1989

M.S., Ohio University, 1990

Assistant Coaching Experience

▶ Nebraska, 2000-present

▶ Georgia, 1997-2000

▶ Ohio University, 1996-97

▶ Wyoming, 1995-96

▶ Boston University, 1994-95

▶ Bowling Green State, 1993-94

Family

Wife, Monica; and daughters,
Alexis, 5, and Alexandria, 3

Reggie Rankin is entering his third year as an assistant for the Huskers. A veteran collegiate assistant coach, Rankin will again have responsibilities with on-floor coaching in practice and during games, where he oversees the development of the guards.

Off the floor, Rankin plays a prominent role in the recruiting process, as he travels off campus to evaluate and contact recruits during the allowed NCAA recruiting periods. Rankin's exploits on the recruiting trail have already started paying off for the Huskers. Nebraska has signed the top player in the state each of the past two seasons (Jake Muhleisen, 2001; Wesley Wilkinson, 2002), and has had success signing out-of-state recruits as well. The Huskers' 2002 recruiting class, including Wilkinson, NJCAA Division II National Player-of-the-Year Nate Johnson, and all-stars Jason Dourisseau and Roy Enright, was ranked among the top 30 nationally by several publications and websites, including Bob Gibbons' All-Star Report.

Rankin came to Nebraska after three seasons on the staff at the University of Georgia. With UGA, Rankin helped guide the Bulldogs to berths in the 1998 and 1999 NITs, reaching the Final Four of the tournament in 1998. Georgia finished the season with a 20-15 record.

In his first two seasons in Athens, he was one of the Bulldogs' chief recruiters and on-court coaches. Rankin's coaching played a major role in the development of Bulldog forward Jumaine Jones. Jones ended his stellar collegiate career early to enter the NBA Draft, where he was selected by the Philadelphia 76ers. He played two seasons with the 76ers, reaching the 2001 NBA Finals, before being traded to the Cleveland Cavaliers before the 2001-02 season, where he started nearly half the team's games last season.

Following a coaching change, Rankin remained with the Bulldogs as Georgia's administrative assistant in 1999-2000, and handled a wide variety of day-to-day duties. Among his responsibilities were game and practice scheduling, travel arrangements, academic supervision and serving as the director of Coach Jim Harrick's Basketball Camp.

Before joining the Georgia staff, Rankin had successive one-year assistant coaching stints at four different schools.

During the 1996-97 campaign he was an assistant at his alma mater, Ohio University. Helping with on-flooring coaching of the guards, Rankin helped the Bobcats finish that season with a 17-10 record before moving on to join the staff at Georgia.

Previously, Rankin worked for single seasons at Wyoming (1995-96), Boston University (1994-95) and Bowling Green State (1993-94). During Rankin's first collegiate coaching stint, at Bowling Green State under head coach Jim Larranaga, he played a large role in the development of point guard Antonio Daniels, who spent the past five seasons in the NBA, including the last four with the San Antonio Spurs, and will play with the Portland Trailblazers this season.

A native of Columbus, Ohio, Rankin played collegiate basketball at Ohio University, where he was a four-year letterman for the Bobcats from 1987 to 1990. During his time with the Bobcats, Rankin was named to the academic All-Mid-American Conference team on two occasions.

Before signing with the Bobcats, Rankin was a standout guard at Linden McKinley High School, where he twice earned All-Ohio honors and was nominated to the McDonald's All-America team in 1985.

Rankin earned a bachelor's degree in physical education from Ohio University in 1989 and earned his master's degree in 1990. In both his undergraduate and graduate work at Ohio, Rankin's studies were concentrated in athletic administration.

Rankin and his wife, Monica, have been married for eight years and have two daughters, Alexis, 5, and Alexandria, who will celebrate her fourth birthday this February.



The Rankin family (from left): Reggie, Monica, Alexandria and Alexis.



Mike Broughton

Assistant Coach ▶ First Year

▶ Broughton at a Glance ◀

Full Name

Michael Eugene Broughton

Date of Birth

June 29, 1955

Education

B.S., Indiana Wesleyan, 1977

M.S., Indiana State, 1982

Head Coaching Experience

▶ Jeffersonville (Ind.) HS,
1990-2000

▶ Castle (Ind.) HS, 1984-90

▶ Rushville (Ind.) HS, 1981-84

▶ Hebron (Ind.) HS, 1979-81

Awards and Honors

▶ 1993 Indiana Sportswriters and
Sportscasters Coach of the Year

▶ 1993 Indiana State Title

▶ Hoosier Hills Conference

Coach of the Year, 1991,

1993, 1996, 1999, 2000

▶ HBCA Coach of the Year,

1987, 1990

▶ Porter County Coach of the

Year, 1980

Family

Wife, Patricia; son Joshua, 24;
and daughters, Michelle, 22,
Kristi, 19

Mike Broughton (pronounced BRAW-ton) begins his first year on the bench as an assistant coach for the Huskers, and his third year overall with the program.

Broughton, who has an immense knowledge of the game after coaching for more than two decades in the Indiana high school ranks, will have on-floor coaching duties and will assist in practices this season. Broughton will play a role in recruiting, including scouting and making off-campus visits, while continuing to assist with the Nebraska Basketball summer camps for the third year. Broughton will primarily work with the Huskers' post players during the season.

The past two seasons, Broughton served as the Huskers' Director of Basketball Operations after joining the Nebraska staff in July, 2000. Broughton handled a variety of duties, including team travel arrangements, scheduling, equipment procurement and budgeting, and served as color commentator on home and away Husker basketball radio broadcasts.

Broughton came to Nebraska after spending 10 seasons as the head coach at Jeffersonville High School in Indiana. During the decade of the 1990s, Broughton led Jeffersonville to a 210-40 record (.840 winning percentage), the best win-loss record in the state of Indiana during that span. He also piloted Jeffersonville to the 1993 Indiana state basketball championship and a final No. 10 national ranking by USA Today. His team's national ranking was nothing new, as he coached Jeffersonville to a No. 21 final national ranking in 1992.

Overall he guided his team to four Indiana Final Fours, five regional titles and seven sectional championships. Broughton was the Hoosier Basketball Coaches Association Coach of the Year in 1987 and 1990, and the Indiana Sportswriters and Sportscasters Association Coach of the Year in 1993. Adding to his credentials, Broughton was named coach of the 1996 Indiana High School All-Star game.

During his tenure at Jeffersonville, his teams were ranked every week in the AP top 20 or Class 4A top 10 from December 1990 to January 1998. One of the nation's top high school coaches, Broughton had a career record of 350-145 (.710).

Before coaching at Jeffersonville, Broughton was head coach at Castle High School (1984-90), Rushville High School (1981-84) and Hebron High School (1979-81), all in the state of Indiana. The 47-year-old Broughton also taught high school math, including geometry and advanced algebra, during his coaching stints.

At Castle High School, Broughton led his teams to a combined 81-55 record, winning sectional championships in 1987 and 1990. The program had not posted a winning season in the 13 years prior to his arrival.

Broughton posted a 29-37 record in three seasons at Rushville High School. He led his team to the school's first winning record in 10 years.


In his head coaching debut at Hebron High School, Broughton went 30-13 from 1979 to 1981, winning one conference tournament championship in the process.



The Broughton family (from left): Patricia, Mike, Kristi, Michelle, daughter-in-law Jennifer and Joshua.

Broughton played both basketball and baseball at Indiana Wesleyan University, graduating with a bachelor's degree in 1977. He was a three-time all-conference selection on the diamond at the Marion, Ind., school. He earned a master's degree in secondary school administration from Indiana State University in 1982.

A native of Hebron, Ind., Broughton is married to the former Patricia Clark. The couple has three children, Joshua, 24, Michelle, 22, and Kristi, 19.



Doug Novsek

Assistant Coach ▶ First Year

▶ Novsek at a Glance ◀

Full Name

Douglas James Novsek

Date of Birth

Feb. 20, 1964

Education

B.S., Southern Illinois, 1987

Assistant Coaching Experience

▶ Nebraska, 2002-present

▶ Illinois State, 1999-02

▶ Southwest Texas, 1994-99

▶ Indiana State, 1989-94

Family

Wife, Cheryl; daughter, Jordyn, 12, and son, Derek, 6

Doug Novsek (pronounced NAHV-sek) enters his first season on the Husker bench after joining the Nebraska coaching staff as an assistant coach in May 2002.

Novsek will assist the Huskers with duties on the court and during practices, as well as recruiting on and off campus. Novsek, who replaced Kevin Mouton after he left to take a similar position at Oregon State, will work primarily with the perimeter players during his first season in Lincoln.

After more than a decade as an assistant coach, Novsek brings a wealth of knowledge to the Huskers. Regarded as a top-notch recruiter, Novsek was the recruiting coordinator at each of his three previous coaching stops and will continue playing a key role in recruiting at Nebraska. Novsek has had two recruiting classes rank among the national top 35, including one each at Southwest Texas and Indiana State. Those classes played a large role in turning the programs around, as each had winning seasons in Novsek's final two years at the schools.

In his most recent assistant coaching stop, Novsek spent the past three seasons (1999-00 to 2001-02) as an assistant coach at Illinois State. He worked with ISU's post players and was also in charge of scouting while assisting with scheduling for the Redbirds.

During his tenure, Novsek helped Illinois State to a combined 48-43 record. Novsek and the Redbirds recorded an outstanding season in 2000-01, as Illinois State finished the year with a 21-9 mark while advancing to the National Invitation Tournament (NIT) behind the play of Missouri Valley Conference Player-of-the-Year and first-team all-conference pick Tarise Bryson. Recording 21 wins was an even more astonishing feat considering that the Redbirds had just suffered through a 10-20 campaign the previous year. In Novsek's final year with Illinois State, the Redbirds had a 17-14 overall mark in 2001-02 and finished third in the MVC standings.

Before joining the Illinois State staff, Novsek spent five years as an assistant coach at Southwest Texas. During his tenure with the Bobcats, Southwest Texas garnered a 75-62 overall record, including three straight winning seasons before Novsek returned to his homestate.

Novsek helped the 1999 Bobcats rank fourth nationally in field-goal percentage defense and 19th in rebounding margin while on their way to winning a second regular-season conference title. Two years earlier, Novsek helped Southwest Texas to an NCAA Tournament berth as the Bobcats, who finished the regular season tied for the league championship, won the Southland Conference Tournament title.

In Novsek's first season at Southwest Texas, the Bobcats' recruiting class was ranked No. 35 in the nation. Novsek recruited Donte Mathis, who earned conference player-of-the-year and first-team all-conference honors, and Jeff Foster, another first-team all-league pick under Novsek. Foster went on to be selected in the first round of the NBA Draft by Golden State and was traded to the Indiana Pacers, where he has played the past three seasons.

The success on the recruiting trail was not new to Novsek, who was part of the staff that recruited a top-20 class to Indiana State during his stint with the Sycamores (1989-90 to 1993-94). Novsek became the Sycamores' head recruiter and took over scheduling duties in his final season at Indiana State. Previously he was involved with

scouting, film exchange and directing the Indiana State shooting camps.

A native of Lawrenceville, Ill., Novsek earned his bachelor's degree in 1987 from Southern Illinois University-Carbondale. At SIU, he played basketball for the Salukis, serving two seasons as a captain.

As a prep standout, Novsek was second runner-up for the Illinois Mr. Basketball award in 1982 after leading Lawrenceville High School to an undefeated record and Class A state championship.

Novsek and his wife, Cheryl, have two children: a daughter, Jordyn, 12, and a son, Derek, 6.



The Novsek family (from left): Doug, Jordyn, Derek and Cheryl.



Dave Campbell

Director of Basketball Operations ▶ First Year

▶ Campbell at a Glance ◀

Full Name

David Louis Campbell

Date of Birth

Nov. 29, 1940

Education

A.B., Catawba College, 1966
M.S., Appalachian State, 1977

Head Coaching Experience

▶ Western Nebraska CC, 1988-2000
▶ New Mexico Military Institute, 1985-87; 1976-80
▶ College of Southern Idaho, 1981-83
▶ Pittsburgh-Johnston, 1973-75

Assistant Coaching Experience

▶ Nebraska, 2000-2002
▶ Clemson, 1984
▶ Tulane, 1972
▶ Duke, 1968-71

Awards and Honors

▶ NABC Junior College Coach of the Year, 1995
▶ Eight Regional/District IX Coach of the Year Awards (Western Nebraska CC)
▶ Two-time Region 18 Coach of the Year (at Southern Idaho)
▶ NAIA District 18 Coach of the Year, 1975
▶ Pittsburgh Press College Coach of the Year, 1975

Family

Wife, Nancy; sons, Cory, 27, Jason, 24, and Bryan, 21

Dave Campbell enters his first year as Director of Basketball Operations for the Huskers, and third season with the program. Campbell will handle a variety of duties, including team travel arrangements, scheduling, equipment procurement and budgeting. Campbell will also serve as color commentator on home and away Husker basketball radio broadcasts. The past two seasons, Campbell was an assistant coach for the Huskers, working with the post players.

A veteran of the coaching fraternity, Campbell holds a wealth of knowledge and experience about the game. He spent 13 seasons as the head coach and athletic director at Western Nebraska Community College in Scottsbluff, Neb., where he compiled a 355-105 record. Overall, "Soupy" Campbell has 25 seasons of head coaching experience. He also served as the head coach for seven seasons at New Mexico Military Institute, three years at the College of Southern Idaho and two seasons at the University of Pittsburgh at Johnstown.

Campbell, who sports an all-time record of 586-236 as a head coach, developed Western Nebraska into one of the top programs in the junior college ranks. His 13 Cougar teams all won 21 or more games, including four seasons with 30-plus victories. Campbell's top team at Western Nebraska was his 1994-95 squad, which posted a 36-4 overall record and finished third in the NJCAA national tournament. That team included Bernard Garner, who played two seasons at Nebraska, and Bobby Jackson, who was part of Minnesota's 1997 NCAA Final Four team, and is now with the NBA's Sacramento Kings.

Campbell's coaching efforts in the 1994-95 season were recognized with National Association of Basketball Coaches Junior College Coach-of-the-Year, along with Region and District IX coach-of-the-year accolades. In all, Campbell earned eight regional or district coach-of-the-year awards at Western Nebraska. His teams won seven Region IX titles and had four top-eight finishes at the national tournament.

Before his tenure at Western Nebraska, Campbell served two stints as the head coach at the New Mexico Military Institute in Roswell, N.M. He first served as head coach at the school for four seasons from 1976 to 1980, then returned for three years from 1984 to 1987. Overall, Campbell posted a 130-85 record at the New Mexico Military Institute, while the school was just 25-97 in the four seasons in between his two coaching stints.

Campbell left the New Mexico Military Institute in 1980 for the head coaching job at the College of Southern Idaho, where he put together an 80-19 record in three seasons. At Southern Idaho, Campbell was named Region 18 Coach of the Year twice and his teams played in two national tournaments. After three seasons at Southern Idaho, Campbell was an assistant coach for one season (1983-84) at Clemson University under Coach Bill Foster. In addition to his year at Clemson, Campbell also has Division I assistant coaching experience at Duke and Tulane.

Campbell's first head coaching job was at the University of Pittsburgh at Johnstown from 1973 to 1975. In two seasons, he guided the school to a 21-27 record and in 1975 was named the NAIA District 18 Coach of the Year and the Pittsburgh Press College Coach of the Year.

Campbell earned a bachelor's degree in physical education from Catawba College in 1966 and received a master's degree from Appalachian State University in 1977.

Dave and his wife, Nancy, have been married for 35 years and have three sons, Cory, 27, Jason, 24, and Bryan, 21. The couple are also guardians of Scott Kloempken and Travis Alford.



The Campbell family (front row from left): Goddaughter Teela and Nancy. Back row: Cory, Jason, Dave, Bryan and Scott Kloempken. Not pictured: Travis Alford.

Nebraska Basketball Support Staff



John Anderson

Director of Ticket Operations

John Anderson is in his seventh year with the Nebraska athletic department as director of ticket operations. Anderson's ticket office staff includes assistant director Holly Adam, Judy Foster, Kristi Reetz, Jaclyn Baxa and Cathy Johanson.

Before assuming the duties of the director of ticket operations at Nebraska, Anderson was a ticket sales associate and the assistant ticket manager at the athletic ticket office at the University of Miami, where he worked for three years. He also worked four months in the Florida Marlins ticket office.

Anderson received his bachelor's degree in recreation administration/business administration from Western Kentucky University in 1991. As an undergraduate at WKU, he served as a game day management volunteer and public address announcer, and coordinated game day promotions for baseball and men's basketball. He earned his master's degree in sports administration from St. Thomas University in Miami, Fla., in 1993.

Anderson was married to the former Kelly Tofte, who also works in the athletic department, in the summer of 2002, and has two step-daughters, Kara, 14, and Kaisie, 12.



Rodger DeGarmo

Devaney Center Strength Coach, C.S.C.S.

Rodger DeGarmo is in his second stint with the athletic performance team after taking over as the Bob Devaney Sports Center strength coach again in June 2002. DeGarmo works directly with the men's and women's basketball teams and the swimming and

diving team. He also oversees the Devaney Center strength staff and facilities.

DeGarmo returned after two years as strength coach at a private clinic and instructor at St. Louis Community College. Prior to moving to St. Louis, he spent three years as the Devaney Center strength coach and one year as a graduate assistant, working primarily with the men's and women's basketball teams. Before his first stint at Nebraska, he was a strength coach and athletic trainer at Xavier University from 1992 to 1996.

A native of Sullivan, Ill., DeGarmo has been heavily involved with Olympic weightlifting as an athlete and coach for more than a decade, when he was an American and collegiate champion. He has coached former Husker thrower Doreen Heldt, who was a two-time Pan American Games team member and 2002 national champion.

DeGarmo earned a bachelor's degree from Illinois State in 1991 and a master's degree from UNL in 2000. He is a Certified Strength and Conditioning Specialist. He and his wife, Suzanne, have two daughters, Paige, 7, and Maggie, 4.



Jose Fonseca

Men's Basketball Trainer, ATC, C.S.C.S.

Jose Fonseca is in his first year with the NU Athletic Department as an assistant athletic trainer on the athletic medicine staff. He serves as head trainer for the men's basketball program, while also assisting with duties in the South Stadium training room.

Fonseca joined the Husker staff after serving as an assistant trainer at East Tennessee State University for three years. During his tenure at ETSU, he worked extensively with the men's basketball and baseball programs.

Originally from El Salvador, Fonseca received his master's degree in kinesiology in 1999 and his bachelor's degree in exercise and sports science with an emphasis in athletic training in 1997 from Penn State University.



Steve Hinerman

Video Coordinator

Steve Hinerman is in his first season as video coordinator for the Husker men's basketball team. Hinerman will oversee all aspects of video operations, including organizing the film exchange program, filming practices and games, breaking down game film and making scouting tapes. He will handle all video needs while traveling, organize the video library and handle the maintenance of the equipment. Hinerman will also assist with administrative duties within the basketball office and help with summer camps.

Hinerman has spent the past three years as head video manager for the team while completing his undergraduate degree. Overall, he has spent the past five years working with the men's basketball team.

A native of Eagle, Neb., Hinerman earned his bachelor's degree in business administration from Nebraska in 2002. For the past three summers, he was program administrator for Waverly Legion Baseball, handling scheduling, budgeting and all administrative duties.



Butch Hug

Assistant A.D./Events

Butch Hug is in his second year as assistant athletic director for events and 20th year with the athletic department.

As NU's director of events, Hug schedules all events—for the NU athletic teams as well as non-athletic events—in athletic department facilities, and oversees the staffing and staging of each event from parking and traffic control to ushers and concessions. His full-time staff of five handles all events in Memorial Stadium, the Bob Devaney Sports Center, the NU Coliseum and Haymarket Park, including Husker athletic events, five Nebraska state high school championships and concerts for the state fair. Among the largest event staffs in the country, Hug oversees the scheduling of more than 800 event staffers for approximately 280 events per year.

Hug was recognized for his outstanding contributions to the University as the recipient of the 1999 Carl A. Donaldson Award for Excellence in Management. He has also earned service awards from the Nebraska Coaches Association and Nebraska School Activities Association, and is a Hall of Fame member of the Husker Track Officials Association, where he is a master-level official.

A member of the International Association of Assembly Managers and its University and Stadiums committees, Hug has previously worked as an administrative assistant at the Bob Devaney Sports Center and as assistant ticket manager. He came to Nebraska after serving as activities director at Nebraska Wesleyan (1976-82) and an assistant to the athletic director and baseball coach at Midland College (1971-76).

A U.S. Army veteran, Hug received his bachelor's degree from Midland College in 1971 and a master's degree in physical education and administration from Nebraska-Omaha in 1974. He is married to the former Caroline Max, and they have two sons, Corey and Casey.

Nebraska Basketball Support Staff



Doug Lillie

Devaney Center Building Superintendent

Doug Lillie is in his ninth year as the Bob Devaney Sports Center building superintendent. Lillie is responsible for building maintenance and oversees the custodial and security staff.

A native of Wahoo, Neb., Lillie, along with 17 full-time employees, assist with setup and operation of events at the Devaney Center, including sporting events for men's and women's basketball, wrestling, men's and women's indoor track and men's and women's gymnastics. Along with NU sporting events, Lillie and his staff assist with all other special events in the building, such as concerts, graduations, the state fair and state high school championships.

Before joining the Devaney Center staff, Lillie spent 21 years working in hospital plant services in Lincoln. He earned his AAS degree in air conditioning technology and is currently pursuing a bachelor's degree in industrial management at Nebraska.

Lillie and his wife, Julie, have three children, Tiffany, Alicia and Kenzie.



Ellen Shutts

Coach Collier's Secretary

Ellen Shutts is in her 16th year as the men's basketball office secretary, and her 23rd year at the University of Nebraska. Before moving into the men's basketball office, Shutts was a secretary for the Nebraska Student Union's Food Department.

Shutts and her husband, Rob, have a daughter, Erin, 20, a senior at the University of Tulsa, and a son, Ryan, 18, a sophomore at Nebraska.



Jerry Trickie

Assistant SID/Men's Basketball


Jerry Trickie is in his second year as assistant sports information director for the athletic department. Trickie handles all publicity for the Husker men's basketball team, and serves as the football game-day program editor.

Before joining the Huskers, Trickie spent nearly four years as assistant media relations director at East Carolina University. During his tenure at ECU, Trickie was responsible for all publicity associated with the nationally ranked baseball team, as well as volleyball and swimming and diving. His 1998-99 swimming and diving media guide was ranked in the top 10 nationally by CoSIDA.

A native of Rockford, Ill., Trickie earned his bachelor's degree from Augustana (Ill.) College in 1993. He married Sara Baisey in July 2002.



Joe Barnhart
Manager



Thompson Hermann
Manager




Jeff Keasling
Manager



Ashley Kersch
Office Assistant



Zach Limbach
Manager



Matt Mast
Video Manager



Dustin Penas
Manager



Aaron Rager
Manager



Molly Van Bloom
Office Assistant




Jaden Uken
Head Manager



Spencer Wall
Manager



Andrew Young
HuskerVision



N

THE OPPONENTS

Centenary Gents

Top of the World Classic • Nov. 21, at Carlson Center • Fairbanks, Alaska • Midnight

General Information

Founded: 1825
Location: Shreveport, La.
Enrollment: 888
President: Dr. Kenneth L. Schwab
Director of Athletics: Dr. David Bedard
Nickname: Gents
Colors: Maroon and White
Conference: Division I Independent
Home Arena: Gold Dome
Capacity: 3,000

Coaching Staff

Head Coach: Kevin Johnson
Alma Mater: Texas-Pan American, 1988
Career Record: 32-50 (3 years)
Record at CC: 32-50 (3 years)
Johnson vs. Nebraska: First meeting
Assistant Coaches: Lemuel Jones, Roy Garcia
Basketball Trainer: Alan Edwards
Basketball Office Phone: 318-869-5089
Best Time to Reach: Contact SID

Sports Information

Basketball SID: Jason Behenna
Office Phone: 318-841-7260
Office Fax: 318-869-5128
Home Phone: 318-219-8851
E-mail: jbehenna@centenary.edu
Press Row Phone: 318-869-5400
SID Mailing Address: 2911 Centenary Blvd.,
Shreveport, LA 71134

Media Contacts

Beat Writer: TBD, Shreveport Times
Office Phone: 318-459-3292

Play-by-Play Announcer: Doug Greenwald
Network Office Phone: TBD

The Series

Series Record: First meeting

The Gents

2001-02 Record: 14-13
Final 2002 National Ranking: None
2002 Postseason Play: None
Lettermen Returning/Lost: 6/6
Starters Returning/Lost: 3/2

Top Returnees

Name	Pos.	Yr.	Pts.	Reb.
Andrew Wisniewski	G	Jr.	19.6	3.6
DeMario Hooper	G/F	Jr.	9.9	4.8
Michael Gale	G/F	Jr.	6.5	3.3

Key Newcomers

Name	Pos.	Ht.	Wt.	Yr.
Jabari Buchanan	F	6-6	235	Jr.
Paul Buettner	C	6-10	235	Jr.
Shawn Davis	F	6-7	240	Jr.

Key Losses

Name	Pos.	Pts.	Reb.
Kevin Atamah	G	10.3	2.6
DeAndre Cornelius	G	10.2	3.2
Brien Rabenhorst	C	2.1	2.1



Kevin Johnson
Head Coach



Andrew Wisniewski
Junior guard

www.centenary.edu/ath

2002-03 Schedule

Date	Opponent
Nov. 21	vs. Nebraska!
Nov. 23	vs. UW-Green Bay/Alaska-Fairbanks!
Nov. 24	TBD!
Nov. 26	at Louisiana-Monroe
Nov. 30	Northwestern State
Dec. 3	at Stephen F. Austin
Dec. 7	Louisiana-Monroe
Dec. 14	at Western Michigan
Dec. 17	Jarvis Christian
Dec. 20	at Fresno State
Dec. 28	at Arkansas
Jan. 2	at Texas A&M
Jan. 4	at Texas Christian
Jan. 7	at Missouri
Jan. 11	Texas-Pan American
Jan. 13	at Northwestern State
Jan. 15	at Louisiana State
Jan. 18	Texas A&M-Corpus Christi
Jan. 20	Texas-Dallas
Jan. 25	Lipscomb
Jan. 28	Texas College
Feb. 1	Arkansas Baptist
Feb. 4	at Southern
Feb. 8	at Lipscomb
Feb. 12	IPFW
Feb. 18	at IPFW
Feb. 22	at Texas A&M-Corpus Christi
Feb. 24	at Texas-Pan American

!Top of the World Classic

2001-02 Results (14-13)

Date	Opponent	Result	Score
Nov. 17	East Texas Baptist	W	87-67
Nov. 20	at Tulane	L	76-92
Nov. 27	Letourneau University	W	89-62
Dec. 1	Southern	W	99-69
Dec. 5	Stephen F. Austin	W	62-51
Dec. 8	at Vanderbilt	L	75-77
Dec. 15	at Louisiana Tech	L	48-68
Dec. 17	at Baylor	L	66-99
Dec. 21	at Rice	L	57-66
Dec. 28	at Utah State	L	59-74
Dec. 29	vs. Birmingham-Southern	W	56-38
Jan. 3	Texas A&M	W	73-63
Jan. 7	Northwestern State	L	72-89
Jan. 10	Gardner-Webb	W	74-58
Jan. 12	Texas A&M-Corpus Christi	L	80-81
Jan. 16	Texas College	W	82-59
Jan. 24	at Lipscomb	W	52-51
Jan. 26	at Gardner-Webb	L	67-78
Jan. 30	Louisiana Tech	W	84-71
Feb. 2	Texas-Pan American	W	61-58
Feb. 5	Lipscomb	W	64-54
Feb. 7	at Louisiana-Lafayette	L	62-77
Feb. 16	Arkansas Baptist	W	107-59
Feb. 19	at Northwestern State	L	57-65
Feb. 23	at Texas A&M-Corpus Christi	L	73-77
Feb. 25	at Texas-Pan American	W	85-67
March 2	at Washington State	L	80-102

2002-03 Gent Roster

No.	Player	Pos.	Ht.	Wt.	Class	Hometown
1	Andrew Wisniewski	G	6-3	185	Jr.	Staten Island, N.Y.
2	Shawn Davis	F	6-7	240	Jr.	Memphis, Tenn.
3	Josh Thibodeaux	G	6-2	170	So.	Eunice, La.
4	Michael Gale	G/F	6-4	200	Jr.	Lafayette, La.
5	Rickey Evans	G	6-2	180	Jr.	Shreveport, La.
10	Aaron Mosely	G/F	6-5	180	Jr.	Oklahoma City, Okla.
11	Kevan Sidney	G	6-2	180	Fr.	Missouri City, Texas
21	Chad Maclies	F	6-6	220	So.	Kingwood, Texas
22	DeMario Hooper	G/F	6-4	190	Jr.	Texarkana, Texas
33	Paul Buettner	C	6-10	235	Jr.	Obernkirchen, Germany
42	Ronald Mickel	F	6-5	208	Jr.	Oklahoma City, Okla.
55	Jabari Buchanan	F	6-6	235	Jr.	Rancho Cucamonga, Calif.

Top of the World Classic

Thursday, Nov. 21 to Sunday, Nov. 24, at Carlson Center • Fairbanks, Alaska



Alaska Fairbanks Nanooks

Nov. 21-24 • Top of the World Classic • Fairbanks, Alaska

General Information

Founded: 1917
Location: Fairbanks, Alaska
Enrollment: 4,967
President: Mark Hamilton
Director of Athletics: Randy Pitney
Nickname: Nanooks
Colors: Blue and Gold
Conference: Great Northwest (Division II)
Home Arena: Patty Center (2,000)

Coaching Staff

Head Coach: Al Sokaitis
Alma Mater: North Adams College, 1976
Career Record: 210-187 (15 years)
Record at UAF: 65-96 (9 years)
Sokaitis vs. Nebraska: 0-1
Assistant Coaches: Frank Ostanik, John Hill, Devin Dawkins
Basketball Office Phone: 907-474-6636
Best Time to Reach: Contact SID

Sports Information

Basketball SID: Scott Roselius
Office Phone: 907-474-2435
Office Fax: 097-474-2449
E-mail: fnsbr@uaf.edu
Home Phone: 907-479-0026
SID Mailing Address: 211 Patty Center,
P.O. Box 757440, Fairbanks, AK 99775

The Nanooks

2001-02 Record: 4-23 (2-16 GNAC)
Final 2002 National Ranking: None
2002 Postseason Play: None
Lettermen Returning/Lost: 12/2
Starters Returning/Lost: 4/1
Series vs. Nebraska: NU leads 1-0

2002-03 Schedule

Nov. 21 vs. UW-Green Bay!
Nov. 23 vs. Nebraska/Centenary!
Nov. 24 vs. TBD!
Dec. 5 at Seattle Pacific*
Dec. 7 at Northwest Nazarene*
Dec. 30 Christian Brothers
Dec. 31 Christian Brothers
Jan. 9 St. Martin's*
Jan. 11 Central Washington*
Jan. 16 at Western Washington*
Jan. 18 at Seattle Pacific*
Jan. 25 Alaska-Anchorage*
Jan. 30 Humbolt State*
Feb. 1 Western Oregon*
Feb. 6 at St. Martin's*
Feb. 8 at Central Washington*
Feb. 13 Seattle Pacific*
Feb. 15 Western Washington*
Feb. 22 at Alaska Anchorage*
Feb. 27 at Western Washington*
March 1 at Humbolt State*
March 6 Northwest Nazarene*
March 8 Seattle*
March 13-15 NCAA Division II West Regional

!Top of the World Classic

*Great Northwest Conference game

www.uaf.edu/athletic

Ball State Cardinals

Nov. 21-24 • Top of the World Classic • Fairbanks, Alaska

General Information

Founded: 1918
Location: Muncie, Ind.
Enrollment: 17,459
President: Blaine Brownell
Director of Athletics: Bubba Cunningham
Nickname: Cardinals
Colors: Cardinal and White
Conference: Mid-American
Home Arena: Worthen Arena (11,500)

Coaching Staff

Head Coach: Tim Buckley
Alma Mater: Bemidji State, 1986
Career Record: 91-76 (6 years)
Record at BSU: 41-24 (2 years)
Buckley vs. Nebraska: First meeting
Assistant Coaches: Scot Bunnell, Tracy Webster, Jay Bryant
Basketball Office Phone: 765-285-8141
Best Time to Reach: Contact SID

Sports Information

Basketball SID: Chris Taylor
Office Phone: 765-285-8242
Office Fax: 765-285-8929
Home Phone: 765-286-7429
E-mail: ctaylor@bsu.edu
SID Mailing Address: HP 120, Ball State
University, Muncie, IN 47306-0929

The Cardinals

2001-02 Record: 23-12 (12-6 MAC)
Final 2002 National Ranking: None
2002 Postseason Play: NIT Elite Eight
Lettermen Returning/Lost: 7/6
Starters Returning/Lost: 3/2
Series vs. Nebraska: tied, 1-1

2002-03 Schedule

Nov. 22 vs. Jacksonville State!
Nov. 23 Weber State/UC Santa Barbara!
Nov. 24 TBD!
Dec. 3 IUPUI
Dec. 7 Wright State
Dec. 14 at Indiana State
Dec. 17 at Dayton
Dec. 20 at Xavier
Dec. 31 Indiana
Jan. 4 at Akron*
Jan. 7 at Bowling Green*
Jan. 11 Northern Illinois*
Jan. 15 Western Michigan
Jan. 18 Toledo*
Jan. 21 at Eastern Michigan*
Jan. 25 at Miami (Ohio)*
Jan. 28 Marshall*
Feb. 1 at Northern Illinois*
Feb. 6 Ohio*
Feb. 8 Miami (Ohio)*
Feb. 12 Kent State*
Feb. 15 at Buffalo*
Feb. 19 at Central Michigan*
Feb. 22 vs. TBD#
Feb. 26 Bowling Green*
March 1 at Western Michigan*
March 8 Central Michigan*
March 13-15 MAC Tournament

!Top of the World Classic

*Mid-American Conference game
#ESPN Bracket Buster

www.ballstatesports.com

Jacksonville State Gamecocks

Nov. 21-24 • Top of the World Classic • Fairbanks, Alaska

General Information

Founded: 1883
 Location: Jacksonville, Ala.
 Enrollment: 8,200
 President: Dr. William A. Meehan
 Director of Athletics: Tom Seitz
 Nickname: Gamecocks
 Colors: Red and White
 Conference: Atlantic Sun
 Home Arena: Gamecock Fieldhouse (5,000)

Coaching Staff

Head Coach: Mike LaPlante
 Alma Mater: Maine, 1989
 Career Record: 22-35 (2 years)
 Record at JSU: 22-35 (2 years)
 LaPlante vs. Nebraska: First meeting
 Assistant Coaches: Jeff Maher, Michael White, Don Moyer
 Basketball Office Phone: 256-782-5535
 Best Time to Reach: Mornings

Sports Information

Basketball SID: Greg Seitz
 Office Phone: 256-782-5279
 Office Fax: 256-782-5958
 Home Phone: 256-782-5279
 E-mail: gseitz@jsucc.jsu.edu
 SID Mailing Address: 700 Pelham Rd.
 North, Jacksonville, AL 36265

The Gamecocks

2001-02 Record: 13-16 (9-13 Atlantic Sun)
 Final 2002 National Ranking: None
 2002 Postseason Play: None
 Lettermen Returning/Lost: 8/5
 Starters Returning/Lost: 5/0
 Series vs. Nebraska: First meeting

2002-03 Schedule

Nov. 22 vs. Ball State!
 Nov. 23 Weber State/UC Santa Barbara!
 Nov. 24 vs. TBD!
 Nov. 30 Alcorn State
 Dec. 14 at Alcorn State
 Dec. 21 vs. TBD@
 Dec. 22 vs. TBD@
 Dec. 28 at Michigan State
 Dec. 30 at Oakland
 Jan. 4 Campbell*
 Jan. 6 Gardner-Webb*
 Jan. 11 Georgia State*
 Jan. 18 at Belmont*
 Jan. 20 at Samford*
 Jan. 23 UCF*
 Jan. 25 Florida Atlantic
 Jan. 28 at Savannah State
 Jan. 30 at Jacksonville*
 Feb. 1 Stetson*
 Feb. 3 Savannah State
 Feb. 6 at Mercer*
 Feb. 8 at Troy State*
 Feb. 10 at Lipscomb
 Feb. 13 Samford*
 Feb. 15 Belmont*
 Feb. 20 Lipscomb
 Feb. 22 at Georgia State*
 Feb. 27 at Gardner-Webb*
 March 1 at Campbell*
 March 6-8 Atlantic Sun Tournament

!Top of the World Classic
 @Maine Tournament
 *Atlantic Sun Conference game

www.jsugamecocksports.com

UW-Green Bay Phoenix

Nov. 21-24 • Top of the World Classic • Fairbanks, Alaska

General Information

Founded: 1965
 Location: Green Bay, Wis.
 Enrollment: 5,550
 Chancellor: Dr. Bruce Shepard
 Director of Athletics: Ken Bothof
 Nickname: Phoenix
 Colors: Green, White and Red
 Conference: Horizon League
 Home Arena: Resch Center (10,200)

Coaching Staff

Head Coach: Tod Kowalczyk
 Alma Mater: Minnesota-Duluth, 1989
 Career Record: First year
 Record at UWGB: First year
 Kowalczyk vs. Nebraska: First meeting
 Assistant Coaches: Dale Race, Gary Gzesk, Patrick Baldwin
 Basketball Office Phone: 920-465-2145
 Best Time to Reach: Mornings

Sports Information

Basketball SID: Brian Nicol
 Office Phone: 920-465-2498
 Office Fax: 920-465-2357
 Home Phone: 920-406-0576
 E-mail: nicolb@uwgb.edu
 SID Mailing Address: 2420 Nicolet Dr.,
 Green Bay, WI 54311-7001

The Phoenix

2001-02 Record: 9-21 (4-12 Horizon)
 Final 2002 National Ranking: None
 2002 Postseason Play: None
 Lettermen Returning/Lost: 9/4
 Starters Returning/Lost: 4/1
 Series vs. Nebraska: NU leads 2-0

2002-03 Schedule

Nov. 21 at Alaska-Fairbanks!
 Nov. 23 vs. Nebraska/Centenary!
 Nov. 24 TBD!
 Nov. 30 Wisconsin
 Dec. 3 Chicago State
 Dec. 7 Kansas State
 Dec. 9 at Missouri
 Dec. 14 at Weber State
 Dec. 21 UIC*
 Dec. 23 at Northern Iowa
 Dec. 27 Austin Peay#
 Dec. 28 Championship/Consolation#
 Jan. 2 at Cleveland State*
 Jan. 4 at Detroit*
 Jan. 7 at Eastern Michigan
 Jan. 11 Loyola*
 Jan. 18 UW-Milwaukee*
 Jan. 23 Butler*
 Jan. 25 Wright State*
 Jan. 29 at Youngstown State*
 Feb. 1 at UIC*
 Feb. 6 Cleveland State*
 Feb. 8 Detroit*
 Feb. 10 at UW-Milwaukee*
 Feb. 15 at Loyola*
 Feb. 19 Youngstown State*
 Feb. 23 Northern Michigan
 Feb. 27 at Butler*
 March 1 at Wright State*
 March 4-11 Horizon League Tournament

!Top of the World Classic
 #Oneida Classic
 *Horizon League game

www.uwgb.edu/athletics

Weber State Wildcats

Nov. 21-24 • Top of the World Classic • Fairbanks, Alaska

General Information

Founded: 1888
 Location: Ogden, Utah
 Enrollment: 16,000
 President: Dr. Ann Millner
 Director of Athletics: John Johnson
 Nickname: Wildcats
 Colors: Royal Purple and White
 Conference: Big Sky
 Home Arena: Dee Events Center (12,000)

Coaching Staff

Head Coach: Joe Cravens
 Alma Mater: Texas-Arlington, 1977
 Career Record: 106-87 (7 years)
 Record at WSU: 51-35 (3 years)
 Cravens vs. Nebraska: First meeting
 Assistant Coaches: Kirk Earlywine, John Stroia, Andy Jensen
 Basketball Office Phone: 801-626-6496
 Best Time to Reach: Mornings

Sports Information

Basketball SID: Brad Larsen
 Office Phone: 801-626-6010
 Office Fax: 801-626-6490
 Home Phone: 801-776-5376
 E-mail: blarsen3@weber.edu
 SID Mailing Address: 2702 University
 Circle, Ogden, UT 84408-2702

The Wildcats

2001-02 Record: 18-11
 Final 2002 National Ranking: None
 2002 Postseason Play: None
 Lettermen Returning/Lost: 9/2
 Starters Returning/Lost: 4/1
 Series vs. Nebraska: NU leads 1-0

2002-03 Schedule

Nov. 22 vs. Jacksonville State!
 Nov. 23 Jacksonville State/Ball State!
 Nov. 24 TBD!
 Nov. 27 Montana Tech
 Nov. 30 Nevada
 Dec. 6 vs. North Texas@
 Dec. 7 Championship/Consolation@
 Dec. 14 UW-Green Bay
 Dec. 17 at Portland
 Dec. 21 at Utah State
 Dec. 23 at Boise State
 Dec. 29 vs. Maine#
 Dec. 30 Championship/Consolation#
 Jan. 3 at Utah
 Jan. 8 Brigham Young
 Jan. 16 Montana State*
 Jan. 18 Montana*
 Jan. 23 at Northern Arizona*
 Jan. 25 at Sacramento State*
 Jan. 30 Portland State*
 Feb. 1 Eastern Washington*
 Feb. 5 at Idaho State*
 Feb. 8 Idaho State*
 Feb. 13 at Montana*
 Feb. 15 at Montana State*
 Feb. 20 Sacramento State*
 Feb. 22 Northern Arizona*
 Feb. 27 at Eastern Washington*
 March 1 at Portland State*
 March 8-12 Big Sky Tournament

!Top of the World Classic
 @Winthrop Tournament
 #UT-Chattanooga Tournament
 *Big Sky Conference game

www.weber.edu/athletics

UC Santa Barbara Gauchos

Nov. 21-24 • Top of the World Classic • Fairbanks, Alaska

See page 70 for information on the Gauchos.

Top of the World Classic Tournament History

Tournament Records

Scoring	
Name, School	Points
1. Trenton Hassell, Austin Peay	74
Altron Jackson, South Florida	74

Rebounds

Name, School	Rebounds
1. Brian Skinner, Baylor	30
James Thomas, Providence	30

Assists

Name, School	Assists
1. Jose Winston, Colorado	23

Steals

Name, School	Steals
1. Cookie Belcher, Nebraska	9
Chelzy Watson, Virginia	9

Blocks

Name, School	Blocks
1. Brian Skinner, Baylor	11

Single-game Records

Scoring	
Name, School	Points
1. D.J. Harrison, Colorado	38

Rebounds

Name, School	Rebounds
1. James Thomas, Providence	15
Demetrius Alexander, Alabama	15
Tyrone Washington, Mississippi St.	15

Assists

Name, School	Assists
1. Detrick White, Mississippi State	9
Nick Stapleton, Austin Peay	9
Jose Winston, Colorado	9

www.towc.org

Texas-San Antonio Roadrunners

Dec. 1, at Devaney Center • Lincoln, Neb. • 2:05 p.m.

General Information

Founded: 1969
Location: San Antonio, Texas
Enrollment: 19,600
President: Dr. Ricardo Romo
Director of Athletics: Lynn Hickey
Nickname: Roadrunners
Colors: Orange, Navy blue and White
Conference: Southland
Home Arena: Convocation Center
Capacity: 5,100

Coaching Staff

Head Coach: Tim Carter
Alma Mater: Kansas, 1979
Career Record: 116-107 (8 years)
Record at UTSA: 105-91 (7 years)
Carter vs. Nebraska: 0-1
Assistant Coaches: Owen Miller, Brandon Johnson, Lloyd Williams
Basketball Trainer: Jerry Greeson
Basketball Office Phone: 210-458-4162
Best Time to Reach: Mon., Wed. and Fri. from 10 a.m. to 2 p.m.

Sports Information

Basketball SID: Rick Nixon
Office Phone: 210-458-4551
Office Fax: 210-458-4907
Home Phone: 210-829-5247
E-mail: rnixon@utsa.edu
Press Row Phone: 210-458-4566
SID Mailing Address: 6900 NW Loop 1604, San Antonio, TX 78249-0691

Media Contacts

Beat Writer: Jennifer Bellis, Express News
Office Phone: 210-520-3391

Play-by-Play Announcer: Rick Nixon
Color Analyst: Martin Whitfield
Network Office Phone: 210-736-9738

The Series

Series Record: NU leads 4-0
First Meeting: Nov. 27, 1993 (NU, 96-85)
Last Meeting: Nov. 28, 2001 (NU, 81-63)
At Lincoln: NU leads 4-0
Win Streak: NU four games

The Roadrunners

2001-02 Record: 19-10 (13-7 Southland)
Final 2002 National Ranking: None
2002 Postseason Play: None
Lettermen Returning/Lost: 8/5
Starters Returning/Lost: 2/3

Top Returnees

Name	Pos.	Yr.	Pts.	Reb.
Raymond Brigs	F	Sr.	6.1	3.8
David President	G	So.	5.1	2.3
Ike Akotaobi	F	Sr.	6.4	2.2

Key Newcomers

Name	Pos.	Yr.	Ht.	Wt.
Sammie Cole	G	Jr.	6-2	190
Leroy Hurd	F	Jr.	6-8	215
Robert Ivy	G/F	Jr.	6-4	185

Key Losses

Name	Pos.	Pts.	Reb.
Devin Brown	G	18.3	8.3
McEverett Powers	C	18.8	7.9
Reggie Minnieweather	F	9.7	5.6



Tim Carter
Head Coach



Leroy Hurd
Junior forward

www.goulsa.com

2002-03 Schedule

Nov. 22 vs. Idaho State@
Nov. 23 vs. Marquette/Coppin State@
Nov. 26 UNC Wilmington
Dec. 1 at Nebraska
Dec. 4 St. Mary's
Dec. 15 at Texas A&M
Dec. 21 at UNC Wilmington
Dec. 28 at Texas-Arlington*
Jan. 2 at Northwestern State*
Jan. 4 at Louisiana-Monroe*
Jan. 9 Lamar*
Jan. 11 Sam Houston State*
Jan. 18 McNeese State*
Jan. 22 Stephen F. Austin*
Jan. 25 at SW Texas State*
Jan. 30 at SE Louisiana*
Feb. 1 at Nicholls State*
Feb. 6 Northwestern State*
Feb. 8 Louisiana-Monroe*
Feb. 13 at Lamar*
Feb. 15 at Sam Houston State*
Feb. 20 at McNeese State*
Feb. 22 SW Texas State*
Feb. 26 at Stephen F. Austin*
March 1 Texas-Arlington*
March 5 SE Louisiana*
March 7 Nicholls State*
March 13-16 at Southland Tournament

@Marquette Tournament

*Southland Conference game

2001-02 Results (19-10, 13-7 Southland)

Nov. 16 vs. Maine+ W 73-56
Nov. 17 vs. FIU+ W 71-65
Nov. 28 at Nebraska L 63-81
Dec. 1 Illinois State W 88-82
Dec. 7 vs. Idaho State^ W 81-72
Dec. 8 vs. SW Missouri^ (ot) W 72-71
Dec. 15 at TCU L 85-91
Dec. 20 Lamar* W 74-67
Dec. 22 Sam Houston State* W 90-74
Dec. 29 at McNeese State* L 55-71
Jan. 3 SE Louisiana* W 75-54
Jan. 5 Nicholls State* W 93-65
Jan. 10 McNeese State* W 81-73
Jan. 17 at Louisiana-Monroe* L 70-72
Jan. 19 at Northwestern State* L 86-88
Jan. 24 Texas-Arlington* L 91-95
Jan. 26 Stephen F. Austin* W 84-75
Jan. 31 at Lamar* W 78-72
Feb. 2 at Sam Houston St.* (ot) W 82-75
Feb. 4 at Texas-Arlington* W 92-84
Feb. 8 Louisiana-Monroe* W 81-74
Feb. 10 Northwestern State* W 77-67
Feb. 16 SW Texas State* L 68-81
Feb. 21 at Nicholls State* W 73-51
Feb. 23 at SE Louisiana* W 64-50
Feb. 26 at Stephen F. Austin* L 62-73
March 2 at SW Texas State* L 59-70
March 5 vs. SW Texas State# W 99-83
March 7 vs. Louisiana-Monroe# L 62-64

+Florida International Tournament

^Southwest Missouri State Tournament

*Southland Conference game

#Southland Conference tournament game

2002-03 Roadrunner Roster

No.	Player	Pos.	Ht.	Wt.	Class	Hometown
00	Leroy Hurd	F	6-8	215	Jr.	Moss Point, Miss.
5	Justin Harbert	G	6-1	190	So.	San Antonio, Texas
10	Keary Brownlee	G	6-1	190	Sr.	Tifton, Ga.
12	Sammie Cole	G	6-2	190	Jr.	Meridian, Miss.
13	Ike Akotaobi	F	6-5	195	Sr.	Grand Prairie, Texas
14	Robert Ivy	G/F	6-4	185	Jr.	Lauderdale, Miss.
15	David President	G	6-1	200	So.	Temple, Texas
21	Raymond Brigs	F	6-8	205	Sr.	Leavenworth, Kan.
24	Nick Williams	G	6-1	175	So.	San Antonio, Texas
25	Jon Havens	G	6-2	195	Sr.	Lewisville, Texas
33	Juan Valdez	C	6-11	245	Jr.	San Antonio, Texas
54	Kerry Willis	G	6-0	175	Sr.	Atlanta, Ga.
55	Michael Watkins	C	6-8	275	Sr.	Derby, Kan.

South Florida Bulls

Dec. 5, at Sun Dome • Tampa, Fla. • 6 p.m. • ESPN2

General Information

Founded: 1957
 Location: Tampa, Fla.
 Enrollment: 39,000
 President: Judy L. Genshaft
 Director of Athletics: Lee Roy Selmon
 Nickname: Bulls
 Colors: Green and Gold
 Conference: Conference USA
 Home Arena: Sun Dome
 Capacity: 10,411

Coaching Staff

Head Coach: Seth Greenberg
 Alma Mater: Fairleigh Dickinson, 1978
 Career Record: 198-156 (12 years)
 Record at USF: 93-86 (6 years)
 Greenberg vs. Nebraska: First meeting
 Assistant Coaches: David Zimroth, Brian Yankelevitz
 Dir. of Basketball Operations: Brad Greenberg
 Basketball Trainer: Nikki Curski
 Basketball Office Phone: 813-974-3252
 Best Time to Reach: Mornings

Sports Information

Basketball SID: Michael Hogan
 Office Phone: 813-974-4092
 Office Fax: 813-974-5328
 Home Phone: 813-994-0623
 E-mail: mhogan@admin.usf.edu
 Press Row Phone: 813-974-3752
 SID Mailing Address: 4202 E. Fowler Ave., PED 214, Tampa, FL 33620

Media Contacts

Beat Writer: Brett McMurphy, Tampa Tribune
 Office Phone: 813-259-7655

Play-by-Play Announcer: T.J. Rives
 Color Analyst: Jim Lighthall
 Network Office Phone: 813-637-8326

The Series

Series Record: First meeting

The Bulls

2001-02 Record: 19-13 (8-8 C-USA)
 Final 2002 National Ranking: None
 2002 Postseason Play: NIT first round
 Lettermen Returning/Lost: 9/4
 Starters Returning/Lost: 2/3

Top Returnees

Name	Pos.	Yr.	Pts.	Reb.
Will McDonald	C	Sr.	11.9	4.9
Reggie Kohn	G	Sr.	9.0	*6.9
Greg Brittian	F/G	Sr.	5.8	2.6

*assists per game

Key Newcomers

Name	Pos.	Ht.	Wt.	Yr.
Yusuf Baker	F	6-8	214	Fr.
Sam Barber	F	6-5	192	Fr.
Sheldon Franklin	G	6-4	194	Fr.
Danny Oglesby	G	6-1	196	Fr.

Key Losses

Name	Pos.	Pts.	Reb.
Altron Jackson	F	19.3	6.4
B.B. Waldon	F	12.9	9.1



Seth Greenberg
Head Coach



Will McDonald
Senior center

www.gousfbulls.com

2002-03 Schedule

Nov. 22	Nova Southeastern
Nov. 26	Providence
Dec. 2	Alcorn State
Dec. 5	Nebraska@
Dec. 8	at Florida
Dec. 14	at Wright State
Dec. 17	Northern Illinois
Dec. 21	at Michigan State
Dec. 28	LIU-Brooklyn!
Dec. 29	Consolation/Championship!
Jan. 3	at Colorado State
Jan. 8	UAB*
Jan. 11	at Marquette*
Jan. 14	Southern Miss*
Jan. 18	at Memphis*
Jan. 25	at East Carolina*
Jan. 29	at Houston*
Feb. 1	Charlotte*
Feb. 4	TCU*
Feb. 8	Saint Louis*
Feb. 12	at UAB*
Feb. 15	Houston*
Feb. 18	at Tulane*
Feb. 22	Memphis*
March 1	at Southern Miss*
March 5	Tulane*
March 8	at TCU*
March 12-15	Conference USA Tournament

@ Dodge Shootout
 !USF Shootout
 *Conference USA game

2001-02 Results (19-13, 8-8 C-USA)

Nov. 19	Fordham	W	104-84
Nov. 23	at Robert Morris	W	82-55
Nov. 24	Hofstra	W	79-60
Nov. 25	Pittsburgh	W	69-63
Nov. 28	Prairie View	W	86-63
Dec. 1	California	W	79-59
Dec. 4	at Northern Illinois	W	79-74
Dec. 8	Florida	L	73-92
Dec. 20	at Syracuse	L	68-80
Dec. 28	Bucknell	W	59-56
Dec. 29	Illinois-Chicago	W	82-78
Jan. 2	Florida State	L	74-78
Jan. 5	TCU*	W	117-108
Jan. 8	Southern Miss*	W	74-54
Jan. 12	at DePaul*	W	70-63
Jan. 15	at Memphis*	L	62-81
Jan. 18	Charlotte*	L	78-81
Jan. 23	at Tulane*	W	68-54
Jan. 26	Cincinnati*	L	68-78
Jan. 29	at Central Florida	W	84-79
Feb. 1	at Louisville*	L	77-96
Feb. 5	UAB*	W	81-65
Feb. 9	Tulane*	W	76-65
Feb. 13	at Houston*	L	75-91
Feb. 16	at TCU*	W	88-74
Feb. 20	Memphis*	L	59-71
Feb. 23	at UAB*	L	78-83
Feb. 26	Houston*	W	88-57
March 2	at Southern Miss*	L	75-92
March 6	UAB	W	65-62
March 7	at Cincinnati#	L	57-79
March 12	at Ball State\$	L	92-98

* Conference USA game
 #Conference USA Tournament game
 \$NIT game

2002-03 Bull Roster

No.	Player	Pos.	Ht.	Wt.	Class	Hometown
1	Marlyn Bryant	G	6-3	203	So.	Wildwood, Fla.
2	Sheldon Franklin	G	6-4	194	Fr.	Bronx, N.Y.
3	Brian Swift	G	5-10	152	So.	Warrensville, Ohio
4	Brandon Brigman	C	6-8	249	So.	Philadelphia, Pa.
5	Sam Barber	G/F	6-5	192	Fr.	Lake Worth, Fla.
12	Yusuf Baker	F	6-8	214	Fr.	Orlando, Fla.
13	Danny Oglesby	G	6-1	196	Fr.	Hamden, Conn.
20	Gerrick Morris	F	6-10	208	Jr.	West Palm Beach, Fla.
21	Terrance Leather	F	6-9	221	So.	Tampa, Fla.
22	Jimmy Baxter	G/F	6-5	200	Jr.	St. Petersburg, Fla.
35	Reggie Kohn	G	6-1	163	Sr.	Winter Park, Fla.
45	Will McDonald	C	6-11	249	Sr.	New Orleans, La.
53	Greg Brittian	F	6-6	215	Sr.	Mt. Dora, Fla.

Minnesota Golden Gophers

Dec. 8, at Devaney Center • Lincoln, Neb. • 2:05 p.m.

General Information

Founded: 1851
 Location: Minneapolis, Minn.
 Enrollment: 45,615
 President: Robert Bruininks (interim)
 Director of Athletics: Joel Maturi
 Nickname: Golden Gophers
 Colors: Maroon and Gold
 Conference: Big Ten
 Home Arena: Williams Arena
 Capacity: 14,625

Coaching Staff

Head Coach: Dan Monson
 Alma Mater: Idaho, 1985
 Career Record: 100-60 (5 years)
 Record at UM: 48-43 (3 years)
 Monson vs. Nebraska: 2-1
 Assistant Coaches: Mike Petersen, Vic Couch,
 Bill Walker
 Basketball Dir. of Operations: J.B. Bickerstaff
 Basketball Trainer: Roger Schipper
 Basketball Office Phone: 612-625-3085
 Best Time to Reach: contact SID

Sports Information

Basketball SID: Kyle Coughlin
 Office Phone: 612-625-4090
 Office Fax: 612-625-0359
 Home Phone: 952-974-9911
 E-mail: cough002@umn.edu
 Press Row Phone: 612-626-1308
 SID Mailing Address: 244 BFAB, 516 15th Ave.
 SE, Minneapolis, MN, 55455

Media Contacts

Beat Writer: Brian Hamilton, Pioneer Press
 Office Phone: 612-802-9788

Play-by-Play Announcer: Dave Lee
 Color Analyst: Kevin Lynch
 Network Office Phone: 612-375-7267

The Series

Series Record: UM leads 47-13
 First Meeting: 1902 (UM, 52-9)
 Last Meeting: Dec. 22, 2001 (UM, 81-72)
 At Lincoln: UM leads 13-5
 At Minneapolis: UM leads 33-4
 Win Streak: UM two games

The Golden Gophers

2001-02 Record: 19-10 (19-10, 9-7 Big Ten)
 Final 2002 National Ranking: None
 2002 Postseason Play: NIT second round
 Lettermen Returning/Lost: 8/5
 Starters Returning/Lost: 2/3

Top Returnees

Name	Pos.	Yr.	Pts.	Reb.
Rick Rickert	F	So.	14.2	5.2
Michael Bauer	F	Jr.	9.4	3.5
Jerry Holman	C/F	Sr.	8.8	3.9
Kevin Burleson	G	So.	6.5	2.2

Key Newcomers

Name	Pos.	Yr.	Ht.	Wt.
Ben Johnson	G	Jr.	6-3	185
Kris Collins	G	So.	6-2	200
Aliou Kane	F/C	Fr.	6-9	243
Stan Gaines	F	Fr.	6-7	226

Key Losses

Name	Pos.	Pts.	Reb.
Dusty Rychart	F	13.1	6.6
Travarus Bennett	F	9.5	5.6
Kerwin Fleming	G	7.1	2.4



Dan Monson
Head Coach



Kevin Burleson
Sophomore guard

www.gophersports.com

2002-03 Schedule

Nov. 24	UNC Asheville
Nov. 30	Georgia
Dec. 4	Georgia Tech
Dec. 6	Bethune Cookman
Dec. 8	at Nebraska
Dec. 10	Arkansas-Little Rock
Dec. 13	Fairleigh Dickinson
Dec. 22	at Oregon
Dec. 28	Texas Tech
Jan. 1	Oral Roberts
Jan. 4	Sacred Heart
Jan. 7	Illinois*
Jan. 15	at Wisconsin*
Jan. 18	Michigan State*
Jan. 22	at Michigan*
Jan. 25	Northwestern*
Jan. 29	at Penn State*
Feb. 1	Michigan*
Feb. 5	at Ohio State*
Feb. 8	Purdue*
Feb. 12	Iowa*
Feb. 19	at Northwestern*
Feb. 22	Penn State*
Feb. 26	at Michigan State*
March 2	Wisconsin*
March 4	at Indiana*
March 8/9	at Illinois*
March 13-16	Big Ten Tournament

*Big Ten Conference game

2001-02 Results (18-13, 9-7 Big Ten)

Nov. 17	Mercer	W	80-59
Nov. 21	UNC Asheville	W	92-65
Nov. 24	Eastern Washington	W	86-68
Nov. 27	at Wake Forest	L	79-85
Dec. 1	Texas-Pan American	W	89-72
Dec. 4	UNC Wilmington	L	50-58
Dec. 7	at Georgia	L	55-77
Dec. 10	Oregon	W	75-72
Dec. 13	UM-Eastern Shore	W	95-48
Dec. 22	Nebraska	W	81-72
Dec. 30	at Texas Tech	L	60-80
Jan. 2	at Illinois*	L	53-76
Jan. 5	Michigan State*	W	70-67
Jan. 9	Michigan*	W	90-82
Jan. 12	at Purdue*	W	87-71
Jan. 16	at Wisconsin*	L	64-73
Jan. 19	at Michigan*	L	69-71
Jan. 26	Ohio State*	W	89-71
Jan. 30	Penn State*	W	94-70
Feb. 2	Indiana*	W	88-74
Feb. 9	at Iowa*	W	86-78
Feb. 13	at Northwestern*	L	56-58
Feb. 16	Wisconsin*	L	62-67
Feb. 21	at Michigan State*	L	55-74
Feb. 23	at Penn State*	W	68-64
Feb. 27	Northwestern*	W	69-51
March 3	Illinois*	L	66-67
March 7	vs. Penn State#	W	84-60
March 8	vs. Illinois#	L	76-92
March 13	vs. New Mexico!	W	96-62
March 18	vs. Richmond!	L	66-67

*Big Ten Conference game

#Big Ten Conference Tournament game
 !NIT game

2002-03 Golden Gopher Roster

No.	Player	Pos.	Ht.	Wt.	Class	Hometown
1/4	Rick Rickert	F	6-11	216	So.	Duluth, Minn.
3	Aaron Robinson	G	5-10	165	So.	Rockford, Ill.
5	Wade Hokenson	G	5-9	170	Jr.	Watertown, Minn.
11	Maurice Hargrow	G	6-4	187	So.	St. Paul, Minn.
12	Kevin Burleson	G	6-3	185	Sr.	Seattle, Wash.
15	Aliou Kane	C	6-9	243	Fr.	Dallas, Texas
21	Stan Gaines	F	6-7	226	Fr.	Chicago, Ill.
22	Ben Johnson	G	6-3	185	Jr.	Minneapolis, Minn.
23	Kris Collins	G	6-2	200	So.	San Antonio, Texas
24	Tyree Bolden	F	6-5	186	Jr.	Milwaukee, Wis.
31	Steve Esselink	F	6-6	195	Jr.	Hills, Minn.
32	Adam Boone	G	6-2	202	Jr.	Minnetonka, Minn.
34	Brent Lawson	G	6-4	200	So.	Maple Grove, Minn.
35	Randy Chall	F	6-5	215	Jr.	Forest Lake, Minn.
40	Jerry Holman	F/C	6-10	222	Sr.	St. Paul, Minn.
41	Michael Bauer	F	6-8	216	Jr.	Hastings, Minn.
42	Jeff Hagen	C	6-11	265	So.	Minnetonka, Minn.
54	Roye Arie	F	6-9	270	Fr.	Ramat Hasharon, Isreal
55	Matt Smriga	F	6-8	255	So.	Apple Valley, Minn.

IPFW Mastodons

Dec. 14, at Devaney Center • Lincoln, Neb. • 7:05 p.m.

General Information

Founded: 1964
 Location: Fort Wayne, Ind.
 Enrollment: 11,000
 President: Dr. Michael A. Wartell
 Director of Athletics: Mark A. Pope
 Nickname: Mastodons
 Colors: Royal Blue and White
 Conference: Division I Independent
 Home Arena: Hilliard Gates Sports Center
 Capacity: 2,700

Coaching Staff

Head Coach: Doug Noll
 Alma Mater: Malone College, 1979
 Career Record: 157-167 (10 years)
 Record at IPFW: 25-60 (3 years)
 Noll vs. Nebraska: First meeting
 Assistant Coaches: Joe Pechota, Fred Andrews, Cliff Levingston
 Basketball Trainer: Dan Fox
 Basketball Office Phone: 260-481-6889
 Best Time to Reach: contact SID

Sports Information

Basketball SID: Mike Jewell
 Office Phone: 260-481-6646
 Office Fax: 260-481-6002
 Home Phone: 260-493-9851
 E-mail: JewellM@ipfw.edu
 Press Row Phone: 260-481-6360
 SID Mailing Address: 2101 Coliseum Blvd. East,
 Fort Wayne, IN 46805

Media Contacts

Beat Writer: Jay Cohen, Journal-Gazette
 Office Phone: 260-461-8260

Play-by-Play Announcer: Dean Jackson
 Color Analyst: Mike Maahs
 Network Office Phone: 260-747-1511

The Series

Series Record: First meeting

The Mastodons

2001-02 Record: 7-21
 Final 2002 National Ranking: None
 2002 Postseason Play: None
 Lettermen Returning/Lost: 7/5
 Starters Returning/Lost: 3/2

Top Returnees

Name	Pos.	Yr.	Pts.	Reb.
Terry Collins	G	So.	12.5	1.5
Jeremy King	F	Sr.	11.4	4.8
DeAngelo Woodall	G	Sr.	8.2	2.6

Key Newcomers

Name	Pos.	Ht.	Wt.	Yr.
Kyle Thrasher	F	6-8	220	Fr.
Brandon Jennings	F	6-6	235	Fr.
Quintin Carouthers	G	6-4	170	Fr.

Key Losses

Name	Pos.	Pts.	Reb.
Nick Wise	G	18.0	3.6
Baboucarr Njie	C	1.0	2.6



Doug Noll
Head Coach



DeAngelo Woodall
Senior guard

www.ipfw.edu/athletics

2002-03 Schedule

Nov. 16-19	BCA Classic
Nov. 22	Butler
Nov. 26	at Oakland
Nov. 30	Eastern Kentucky
Dec. 2	at Lipscomb
Dec. 6	at New Mexico
Dec. 10	Aquinas College
Dec. 12	at Wyoming
Dec. 14	at Nebraska
Dec. 20	Oregon State
Dec. 28	at Cal State-Irvine
Dec. 30	at San Diego State
Jan. 2	at UNLV
Jan. 7	IUPUI
Jan. 11	at Utah
Jan. 14	at Morehead State
Jan. 21	at Chicago State
Jan. 25	Loyola
Jan. 28	at Middle Tennessee State
Feb. 1	at Texas-Pan American
Feb. 3	at Texas A&M-Corpus Christi
Feb. 8	Youngstown State
Feb. 12	at Centenary
Feb. 15	at Illinois-Chicago
Feb. 18	Centenary
Feb. 20	Chicago State
Feb. 22	Wright State
Feb. 25	at Maine

2001-02 Results (7-21)

Nov. 16	Morehead State	L	73-83
Nov. 21	at Toledo	L	60-69
Nov. 24	at Wright State	L	62-75
Nov. 26	at Florida International	L	80-82
Nov. 30	at Michigan State	L	68-81
Dec. 1	vs. Maine	L	65-73
Dec. 4	at Michigan	L	62-91
Dec. 6	at Ball State	L	89-113
Dec. 9	Indiana Tech	W	111-100
Dec. 17	Tri-State University	W	65-62
Dec. 20	at Colorado State	L	71-92
Dec. 22	at Montana State	L	59-63
Dec. 27	at Oregon State	L	59-84
Dec. 29	at Long Beach State	L	70-105
Jan. 2	at San Diego State	L	72-90
Jan. 8	Chicago State	W	79-62
Jan. 15	at Eastern Kentucky	L	96-100
Jan. 19	Illinois-Chicago	L	80-99
Jan. 28	Oakland	W	77-71
Jan. 31	Middle Tennessee State	L	80-90
Feb. 2	Lipscomb	L	81-85
Feb. 4	Concordia College	W	81-60
Feb. 9	at Loyola	L	66-77
Feb. 12	at IUPUI	L	60-82
Feb. 14	Grace College	W	94-77
Feb. 19	at Chicago State (ot)	W	88-86
Feb. 23	at Youngstown State	L	71-78
Feb. 26	at Missouri-Kansas City	L	66-81

2002-03 Mastodon Roster

No.	Player	Pos.	Ht.	Wt.	Class	Hometown
0	Jeremy King	F	6-6	205	Sr.	Toledo, Ohio
1	Terry Collins	G	6-0	205	So.	Fort Wayne, Ind.
2	Ric Wyand	F	6-7	220	So.	Indianapolis, Ind.
3	DeAngelo Woodall	G	6-0	175	Sr.	Freeport, Ill.
5	Quintin Carouthers	G	6-4	170	Fr.	Flint, Mich.
23	Keion Henderson	F/G	6-5	195	Jr.	Gary, Ind.
24	Brad Noll	G	6-0	185	Sr.	Spring Arbor, Mich.
30	Tyler Clevenger	G	6-3	180	Fr.	Winchester, Ind.
32	Brandon Jennings	F	6-6	235	Fr.	Canal Winchester, Ohio
34	Graham Nesbitt	F	6-5	190	Fr.	Plymouth, England
44	Kyle Thrasher	F	6-8	220	Fr.	Pekin, Ind.
50	Jim Kessenich	C/F	6-10	230	Jr.	Pewaukee, Wis.
55	David Simon	C	6-9	245	So.	Vernon Hills, Ill.

Creighton Bluejays

Dec. 21, at Devaney Center • Lincoln, Neb. • 7:05 p.m.

General Information

Founded: 1878
 Location: Omaha, Neb.
 Enrollment: 6,297
 President: Rev. John P. Schlegel, S.J.
 Director of Athletics: Bruce Rasmussen
 Nickname: Bluejays
 Colors: Blue and White
 Conference: Missouri Valley
 Home Arena: Omaha Civic Auditorium
 Capacity: 9,377

Coaching Staff

Head Coach: Dana Altman
 Alma Mater: Eastern New Mexico, 1980
 Career Record: 229-162 (13 years)
 Record at CU: 146-95 (8 years)
 Altman vs. Nebraska: 7-10
 Assistant Coaches: Greg Gensing, Len Gordy,
 Darian DeVries
 Basketball Trainer: Kevin Deremer
 Basketball Office Phone: 402-280-1795
 Best Time to Reach: Weekday mornings

Sports Information

Basketball SID: Rob Anderson
 Office Phone: 402-280-5544
 Office Fax: 402-280-2495
 Home Phone: 402-935-1807
 E-mail: robert.anderson@creighton.edu
 Press Row Phone: 402-444-3208
 SID Mailing Address: 2500 California Plaza,
 Omaha, NE 68178

Media Contacts

Beat Writer: Steve Pivovar, World-Herald
 Office Phone: 402-444-1026

Play-by-Play Announcer: T. Scott Marr
 Color Analyst: Kevin Sarver
 Network Office Phone: 402-280-1477

The Series

Series Record: NU leads 21-13
 First Meeting: 1922-23 (CU, 26-24)
 Last Meeting: Dec. 12, 2001 (CU, 76-70)
 At Lincoln: NU leads 13-3
 At Omaha: CU leads 10-8
 Win Streak: CU three games

The Bluejays

2001-02 Record: 23-9 (14-4 Missouri Valley)
 Final 2002 National Ranking: None
 2002 Postseason Play: NCAA second round
 Lettermen Returning/Lost: 10/2
 Starters Returning/Lost: 5/0

Top Returnees

Name	Pos.	Yr.	Pts.	Reb.
Kyle Korver	F	Sr.	15.1	5.5
Brody Deren	F	Jr.	9.9	5.1
Larry House	G	Sr.	6.8	2.6
Michael Lindeman	F	Jr.	6.7	3.5
Tyler McKinney	G	So.	4.3	1.8

Key Newcomers

Name	Pos.	Yr.	Ht.	Wt.
Brandon Sims	G	So.	6-5	190
Quincy Henderson	F	Fr.	6-5	200

Key Losses

Name	Pos.	Pts.	Reb.
Terrell Taylor	G	12.6	2.8
Ismael Caro	G	3.7	1.7



Dana Altman
Head Coach



Kyle Korver
Senior forward

www.gocreighton.com

2002-03 Schedule

Nov. 17	vs. Texas-Arlington!
Nov. 18	Regional Consolation/Championship!
Nov. 25	vs. TBD!
Nov. 26	vs. TBD!
Dec. 4	at Northern Iowa*
Dec. 7	Brigham Young
Dec. 14	Tennessee Tech
Dec. 16	Delaware State
Dec. 21	at Nebraska
Dec. 29	Southeast Missouri State
Dec. 31	at Xavier
Jan. 5	Drake*
Jan. 8	at Bradley*
Jan. 11	at Illinois State*
Jan. 15	Evansville*
Jan. 18	Southern Illinois*
Jan. 20	Illinois State*
Jan. 23	at Evansville*
Jan. 26	TCU
Jan. 29	at Indiana State*
Feb. 1	at Drake*
Feb. 4	Northern Iowa*
Feb. 8	Bradley*
Feb. 12	SW Missouri State*
Feb. 15	at Wichita State*
Feb. 19	Indiana State*
Feb. 22	vs. TBD#
Feb. 26	at SW Missouri State*
March 1	at Southern Illinois*
March 3	Wichita State*
March 7-10	Missouri Valley Tournament

!Guardians Classic

*Missouri Valley Conference game

#ESPN Bracket Buster

2001-02 Results (23-9, 14-4 MVC)

Nov. 18	N.C. A&T	W	72-51
Nov. 27	W. Kentucky (2ot)	W	94-91
Nov. 29	Grambling State	W	102-64
Dec. 4	at TCU	L	77-82
Dec. 8	at Brigham Young	L	52-61
Dec. 12	Nebraska	W	76-70
Dec. 16	Indiana State*	W	70-46
Dec. 19	at W. Kentucky	L	61-95
Dec. 22	Xavier	L	65-72
Dec. 29	Mississippi Valley St.	W	90-65
Jan. 2	at Illinois State*	W	76-62
Jan. 5	at Northern Iowa* (ot)	L	79-85
Jan. 9	Evansville*	W	88-74
Jan. 13	at SW Missouri State	W	76-72
Jan. 16	Illinois State*	W	63-56
Jan. 19	Bradley*	W	76-63
Jan. 22	at Wichita State*	W	67-55
Jan. 26	at Evansville*	W	57-41
Jan. 30	SW Missouri State*	W	80-74
Feb. 3	Southern Illinois*	L	77-79
Feb. 6	at Indiana State*	W	64-63
Feb. 9	Northern Iowa*	W	83-56
Feb. 13	at Drake* (ot)	W	95-91
Feb. 17	Wichita State*	W	69-67
Feb. 20	at Southern Illinois*	L	62-65
Feb. 23	at Bradley*	W	80-64
Feb. 25	Drake*	L	73-75
March 2	vs. Northern Iowa#	W	80-65
March 3	vs. Illinois State#	W	90-63
March 4	vs. Southern Illinois#	W	84-76
March 15	vs. Florida (2ot)\$	W	83-82
March 17	vs. Illinois\$	L	60-72

*Missouri Valley Conference game

#Missouri Valley Conference Tournament game

\$NCAA Tournament game

2002-03 Bluejay Roster

No.	Player	Pos.	Ht.	Wt.	Class	Hometown
2	Brandon Sims	G	6-5	190	So.	Birmingham, Ala.
3	DeAnthony Bowden	G	6-1	180	Sr.	Hammond, Ind.
10	Nathan Funk	G	6-3	175	Fr.	Sioux City, Iowa
12	John Dugan	G	6-1	180	Fr.	Phoenix, Ariz.
15	Kellen Miliner	G	6-3	170	So.	Warner Robins, Ga.
20	Larry House	G	6-4	205	Sr.	Milwaukee, Wis.
21	Joe Dabbert	C	6-10	230	Jr.	Bailey, Colo.
22	Michael Lindeman	F	6-6	190	Jr.	Iowa Falls, Iowa
24	Tyler McKinney	G	6-2	175	So.	Urbandale, Iowa
25	Kyle Korver	F	6-7	210	Sr.	Pella, Iowa
30	Jimmy Motz	F	6-7	200	So.	Lincoln, Neb.
31	Dan Bresnahan	F	6-8	205	So.	Rochester, Minn.
34	Mike Grimes	F	6-7	215	Jr.	Florissant, Mo.
40	Quincy Henderson	F	6-5	200	Fr.	Madison, Wis.
43	Brody Deren	F	6-8	245	Jr.	Harlan, Iowa
44	David Finklea	F	6-5	195	So.	Bellevue, Neb.

UC Santa Barbara Gauchos

Dec. 27, at Wells Fargo Arena • Tempe, Ariz. • 6 p.m. • ASU Hoops Classic

General Information

Founded: 1944
 Location: Santa Barbara, Calif.
 Enrollment: 18,900
 Chancellor: Dr. Henry Yang
 Director of Athletics: Gary Cunningham
 Nickname: Gauchos
 Colors: Blue and Gold
 Conference: Big West
 Home Arena: The Thunderdome
 Capacity: 6,000

Coaching Staff

Head Coach: Bob Williams
 Alma Mater: San Jose State, 1976
 Career Record: 251-153 (14 years)
 Record at UCSB: 52-53 (4 years)
 Williams vs. Nebraska: First meeting
 Assistant Coaches: Marty Wilson, David Campbell, Mark Amaral
 Basketball Trainer: Leroy Heu
 Basketball Office Phone: 805-893-2141
 Best Time to Reach: Contact SID

Sports Information

Basketball SID: Bill Mahoney
 Office Phone: 805-893-3428
 Office Fax: 805-893-4537
 Home Phone: 805-683-6123
 E-mail: Bill.Mahoney@athletics.ucsb.edu
 Press Row Phone: 805-893-4361
 SID Mailing Address: 1001 Robertson
 Gymnasium, Santa Barbara, CA 93106-7211

Media Contacts

Beat Writer: Mark Patton, News-Press
 Office Phone: 805-963-5117

Play-by-Play Announcer: Brock Bowling
 Color Analyst: Don Ford
 Network Office Phone: 805-963-7824

2002-03 Gaucho Roster

No.	Player	Pos.	Ht.	Wt.	Class	Hometown
1	Cecil Brown	G	6-4	185	Fr.	Canoga Park, Calif.
2	Josh Davis	G	6-5	200	Fr.	Sacramento, Calif.
3	Nick Jones	G	6-4	185	Jr.	Oxnard, Calif.
5	Jacoby Atako	G	6-1	180	Jr.	Santa Monica, Calif.
14	Bray Skultety	F	6-6	225	Sr.	San Diego, Calif.
15	Chrismen Oliver	G	5-8	155	So.	Los Angeles, Calif.
30	Mark Hull	F	6-7	210	Sr.	Glendale, Calif.
32	Casey Cook	F	6-8	220	So.	Sacramento, Calif.
33	Branduinn Fullove	F/G	6-4	210	Jr.	Simi Valley, Calif.
35	B.J. Ward	G	6-1	175	Sr.	Oxnard, Calif.
44	Glenn Turner	F	6-9	220	Fr.	San Jose, Calif.
50	Bryan Whitehead	F	6-8	245	Jr.	Mount Vernon, Wash.
51	Scott Rainey	F	6-10	225	Fr.	Astoria, Ore.

The Series

Series Record: NU leads 1-0
 First Meeting: Dec. 22, 1978 (NU, 75-55)
 At Lincoln: NU leads 1-0
 Win Streak: NU one game

The Gauchos

2001-02 Record: 20-11 (11-7 Big West)
 Final 2002 National Ranking: None
 2002 Postseason Play: NCAA first round
 Lettermen Returning/Lost: 9/3
 Starters Returning/Lost: 4/1

Top Returnees

Name	Pos.	Yr.	Pts.	Reb.
Mark Hull	F	Sr.	15.2	5.1
Branduinn Fullove	G/F	Jr.	14.1	4.2
Nick Jones	G	Jr.	9.9	3.8

Key Newcomers

Name	Pos.	Yr.	Ht.	Wt.
Scott Rainey	F	Fr.	6-10	225
Cecil Brown	G	Fr.	6-4	185

Key Losses

Name	Pos.	Pts.	Reb.
Adama Ndiaye	F	10.5	7.5



Bob Williams
Head Coach



Mark Hull
Senior forward

www.ucsbgauchos.com

2002-03 Schedule

Nov. 22	vs. Weber State!
Nov. 23	vs. Jacksonville State/Ball State!
Nov. 24	vs. TBD!
Nov. 30	San Francisco
Dec. 3	USC
Dec. 7	at Pepperdine
Dec. 10	at California
Dec. 21	at Brigham Young
Dec. 27	vs. Nebraska@
Dec. 28	vs. Bucknell/Arizona State@
Jan. 2	UC Riverside*
Jan. 4	Cal State Fullerton*
Jan. 9	at Idaho*
Jan. 11	at Utah State*
Jan. 16	Cal State Northridge*
Jan. 18	Pacific*
Jan. 25	Cal Poly*
Jan. 30	at UC Irvine*
Feb. 1	at Long Beach State*
Feb. 6	Utah State*
Feb. 8	Idaho*
Feb. 13	at Pacific*
Feb. 15	at Cal State Northridge*
Feb. 20	at Cal Poly*
Feb. 22	vs. TBD#
Feb. 27	Long Beach State*
March 1	UC Irvine*
March 6	at Cal State Fullerton*
March 8	at UC Riverside*
March 13-15	Big West Tournament

!Top of the World Classic
 @ASU/azcentral.com Hoops Classic
 *Big West Conference game
 #ESPN Bracket Buster

2001-02 Results (20-11, 11-7 Big West)

Nov. 17	Westmont College	W	51-42
Nov. 24	at San Francisco	W	69-49
Nov. 26	at USC	L	62-73
Nov. 28	Brigham Young	W	68-58
Dec. 1	St. Mary's (Calif.)	W	62-51
Dec. 5	at Loyola Marymount	L	70-77
Dec. 8	Pepperdine	W	68-51
Dec. 20	at UC Riverside*	W	68-56
Dec. 22	at Cal State Fullerton*	W	64-62
Dec. 28	vs. Detroit	W	86-59
Dec. 29	at Santa Clara	L	59-61
Jan. 3	Idaho*	W	76-53
Jan. 5	Utah State*	L	56-60
Jan. 10	at Cal State Northridge	W	57-54
Jan. 12	at Pacific*	L	70-73
Jan. 19	at Cal Poly*	W	74-67
Jan. 24	UC Irvine*	L	70-81
Jan. 26	Long Beach State*	W	82-50
Jan. 31	at Utah State*	L	64-72
Feb. 2	at Idaho*	L	37-40
Feb. 7	Pacific*	W	70-57
Feb. 9	Cal State Northridge*	W	58-51
Feb. 16	Cal Poly*	W	69-66
Feb. 21	at Long Beach State*	L	74-77
Feb. 23	at UC Irvine*	L	67-71
Feb. 28	Cal State Fullerton*	W	54-52
March 2	UC Riverside*	W	80-58
March 7	vs. Cal Poly#	W	74-65
March 8	vs. UC Irvine#	W	66-61
March 9	vs. Utah State#	W	60-56
March 14	vs. Arizona\$	L	81-86

*Big West Conference game
 #Big West Tournament game
 \$NCAA Tournament game

Bucknell Bison

Dec. 28, at Wells Fargo Arena • Tempe, Ariz. • ASU Hoops Classic

General Information

Founded: 1846
Location: Lewisburg, Pa.
Enrollment: 3,550
President: Dr. Steffen H. Rogers
Director of Athletics: John Hardt
Nickname: Bison
Colors: Orange and Blue
Conference: Patriot League
Home Arena: Davis Gymnasium
Capacity: 1,800

Coaching Staff

Head Coach: Pat Flannery
Alma Mater: Bucknell, 1980
Career Record: 222-149 (13 years)
Record at BU: 121-106 (8 years)
Flannery vs. Nebraska: First meeting
Assistant Coaches: Don Friday, Bryan Goodman, Sean McAloon
Basketball Trainer: Jerry Shreck
Basketball Office Phone: 570-577-1267
Best Time to Reach: Contact SID

Sports Information

Basketball SID: Jon Terry
Office Phone: 570-577-1227
Office Fax: 570-577-1660
Home Phone: 570-552-0840
E-mail: terry@bucknell.edu
Press Row Phone: 570-577-1519
SID Mailing Address: Gerhard Field House, Moore Ave., Lewisburg, PA 17837

Media Contacts

Beat Writer: Tom Housenick,
The Daily Item
Office Phone: 800-635-1996

Play-by-Play Announcer: Doug Birdsong
Color Analyst: Dave Cohen
Network Office Phone: 570-577-3062

The Bison

2001-02 Record: 13-16 (8-6 Patriot)
Final 2002 National Ranking: None
2002 Postseason Play: None
Lettermen Returning/Lost: 13/2
Starters Returning/Lost: 4/1
Series Record: First meeting

2002-03 Schedule

Nov. 22 at Notre Dame
Nov. 26 at Albany
Nov. 29 vs. TBD!
Nov. 30 vs. TBD!
Dec. 3 Canisius
Dec. 7 St. Francis (Pa.)
Dec. 9 Fairleigh Dickinson
Dec. 20 at Penn State
Dec. 27 vs. Arizona State#
Dec. 28 Consolation/Championship#
Jan. 4 vs. Niagara
Jan. 7 Robert Morris
Jan. 11 American*
Jan. 14 Lehigh*
Jan. 18 at Navy*
Jan. 21 at Cornell
Jan. 24 at Army*
Jan. 26 Lafayette*
Jan. 31 at Colgate*
Feb. 2 at Holy Cross*
Feb. 8 at American*
Feb. 12 at Lehigh*
Feb. 14 Navy*
Feb. 21 at Lafayette*
Feb. 23 at Army*
Feb. 28 Holy Cross*
March 2 Colgate*
March 8-14 Patriot League Tournament

!George Washington Tournament
#ASU/azcentral.com Hoops Classic
*Patriot League game

2002-03 Bison Roster

No.	Player	Pos.	Ht.	Wt.	Class	Hometown
0	Davorin Skornik	C	6-11	212	Jr.	Cankarjeva, Slovenia
1	Ben Slater	F/C	6-6	250	Jr.	Philadelphia, Pa.
2	Chris Rodgers	G	6-2	162	Jr.	Norristown, Pa.
4	Boakai Lalugba	F/C	6-6	220	Sr.	East Orange, N.J.
5	Dan Blankenship	G	6-2	174	Sr.	Moundsville, W. Va.
10	Roland Webber	G	6-2	195	Jr.	Bay Shore, N.Y.
21	Jack Namvou	F	6-6	203	Jr.	Yaounde, Cameroon
22	Antario Glover	G	6-2	172	So.	Stephens, Ark.
25	Matt Quinn	G	6-5	190	Jr.	Montville, Conn.
31	Chris Niesz	F	6-6	175	So.	Middletown, N.J.
32	Brian Werner	F	6-8	233	Sr.	Rockville Centre, N.Y.
42	Jordan Hardenbergh	F	6-5	222	Sr.	Herndon, Va.
50	Jeremiah Bennett	F	6-9	212	Jr.	Lookout, W. Va.
54	Kevin Welch	C	6-9	237	Jr.	Cincinnati, Ohio

www.bucknellbison.com

Arizona State Sun Devils

Dec. 28, at Wells Fargo Arena • Tempe, Ariz. • ASU Hoops Classic

General Information

Founded: 1885
Location: Tempe, Ariz.
Enrollment: 43,372
President: Dr. Michael Crow
Director of Athletics: Gene Smith
Nickname: Sun Devils
Colors: Maroon and Gold
Conference: Pacific-10
Home Arena: Wells Fargo Arena
Capacity: 14,088

Coaching Staff

Head Coach: Rob Evans
Alma Mater: New Mexico State, 1968
Career Record: 146-141 (10 years)
Record at ASU: 60-60 (4 years)
Evans vs. Nebraska: First meeting
Assistant Coaches: Russ Pennell, Tony Benford, Dan O'Dowd
Basketball Trainer: Dave Maher
Basketball Office Phone: 480-965-3261
Best Time to Reach: Weekday mornings

Sports Information

Basketball SID: Doug Tammaro
Office Phone: 480-965-5799
Office Fax: 480-965-5408
Home Phone: 480-705-5011
E-mail: tammaro@asu.edu
Press Row Phone: 480-965-4778
SID Mailing Address: 5th Street, ICA Building-First Floor, Tempe, AZ 85287

Media Contacts

Beat Writer: Norm Frauenheim,
Arizona Republic
Office Phone: (602) 444-8259

Play-by-Play Announcer: Tim Healey
Color Analyst: TBD
Network Office Phone: (480) 838-1504

2002-03 Sun Devil Roster

No.	Player	Pos.	Ht.	Wt.	Class	Hometown
0	Allen Morill	F	6-6	226	Fr.	Arlington, Texas
1	Jason Braxton	G	6-2	180	So.	Moreno Valley, Calif.
3	Kyle Dodd	G	6-0	175	Sr.	Brea, Calif.
4	Tommy Smith	F	6-10	215	Sr.	Phoenix, Ariz.
5	Ike Diogu	F/C	6-8	242	Fr.	Garland, Texas
11	Dewey Dewitt	F	6-8	220	Fr.	Show Low, Ariz.
12	Kenny Crandall	G	6-3	195	Jr.	Mesa, Ariz.
13	Kevin Kruger	G	6-1	185	Fr.	Matietta, Ga.
14	Curtis Millage	G	6-2	175	Sr.	Los Angeles, Calif.
21	Donnell Knight	F	6-7	200	Sr.	Tempe, Ariz.
22	Jamal Hill	F	6-6	200	Jr.	Oakland, Calif.
24	Justin Allen	G/F	6-7	225	Jr.	Malta, Ill.
27	Brandon Goldman	G	5-9	165	Sr.	Northbrook, Ill.
33	Chris Osborne	F	6-9	240	Sr.	Los Angeles, Calif.
42	Shawn Redhage	F	6-7	225	Sr.	Lincoln, Neb.
50	Serge Angounou	F	6-7	226	Fr.	Albuquerque, N.M.

www.thesundevils.com

Eastern Washington Eagles

Dec. 31, at Devaney Center • Lincoln, Neb. • 2:05 p.m.

General Information

Founded: 1882
 Location: Cheney, Wash.
 Enrollment: 8,597
 President: Dr. Stephen M. Jordan
 Director of Athletics: Scott Barnes
 Nickname: Eagles
 Colors: Red and White
 Conference: Big Sky
 Home Arena: Reese Court
 Capacity: 6,000

Coaching Staff

Head Coach: Ray Giacoletti
 Alma Mater: Minot State, 1985
 Career Record: 82-57 (5 years)
 Record at EWU: 34-24 (2 years)
 Giacoletti vs. Nebraska: First meeting
 Assistant Coaches: Mike Burns, Mike Score, Ryan Orton
 Administrative Assistants: Brandon Rinta, Denny Humphrey
 Basketball Trainer: Angie Hansen
 Basketball Office Phone: 509-359-2463
 Best Time to Reach: Weekday mornings

Sports Information

Basketball SID: Dave Cook
 Office Phone: 509-359-6334
 Office Fax: 509-359-2828
 Home Phone: 509-235-4672
 E-mail: dcook@mail.ewu.edu
 Press Row Phone: 509-359-6331
 SID Mailing Address: 207 Physical Education Building, Cheney, WA 99004-2476

Media Contacts

Beat Writer: Jim Meehan, Spokesman-Review
 Office Phone: 208-765-7131

Play-by-Play Announcer: Larry Weir
 Color Analyst: None
 Network Office Phone: 509-359-6334

The Series

Series Record: NU leads 3-0
 First Meeting: Dec. 3, 1979 (NU, 82-68)
 Last Meeting: Dec. 21, 1991 (NU, 102-67)
 At Lincoln: NU leads 3-0
 Win Streak: NU three games

The Eagles

2001-02 Record: 17-13 (10-4 Big Sky)
 Final 2002 National Ranking: None
 2002 Postseason Play: None
 Lettermen Returning/Lost: 9/4
 Starters Returning/Lost: 3/2

Top Returnees

Name	Pos.	Yr.	Pts.	Reb.
Chris Hester	F/G	Sr.	13.5	4.6
Alvin Snow	G/F	Jr.	11.3	3.2
Marc Axton	F	So.	5.9	2.8

Key Newcomers

Name	Pos.	Yr.	Ht.	Wt.
Khary Nicholas	F	Jr.	6-7	210
Paul Butorac	F	Fr.	6-9	190
Danny Pariseau	G	Fr.	5-11	155

Key Losses

Name	Pos.	Pts.	Reb.
Jason Humbert	C	7.4	3.9
Jason Lewis	G	5.2	*4.7

*assists per game



Ray Giacoletti
Head Coach



Chris Hester
Senior guard

www.goegs.com

2002-03 Eagle Roster

No.	Player	Pos.	Ht.	Wt.	Class	Hometown
2	Brendon Merritt	G	6-4	190	Jr.	Tacoma, Wash.
3	Clint Hull	G	6-2	190	Jr.	Pateros, Wash.
4	Keith Browne	F	6-5	220	Sr.	Kent, Wash.
5	Chris Hester	G	6-3	180	Sr.	Fort Madison, Iowa
12	Danny Pariseau	G	5-11	155	Fr.	Spokane, Wash.
15	Jeremy McCulloch	F/C	6-11	225	So.	Ladysmith, British Columbia
20	Fats Hunt	G	5-10	160	Jr.	Benton Harbor, Mich.
22	Darren Cooper	G	6-3	175	So.	Portland, Ore.
24	Marc Axton	F	6-7	200	So.	Federal Way, Wash.
30	T.J. Williams	F	6-8	205	Sr.	Lake Stevens, Wash.
31	Alvin Snow	G/F	6-2	205	Jr.	Seattle, Wash.
34	Paul Butorac	F	6-9	190	Fr.	Medical Lake, Wash.
42	Gregg Smith	C	6-10	265	Jr.	Cottage Grove, Ore.
44	Khary Nicholas	F	6-7	210	Jr.	Tacoma, Wash.

2002-03 Schedule

Nov. 15-16	vs. TBD#
Nov. 23	at San Diego State
Nov. 26	St. Mary's
Nov. 30	at Denver
Dec. 3	Concordia
Dec. 7	Idaho
Dec. 14	at Washington
Dec. 18	at Boise State
Dec. 22	Gonzaga
Dec. 27	vs. Delaware!
Dec. 28	vs. TBD!
Dec. 31	at Nebraska
Jan. 4	Portland
Jan. 9	at Montana*
Jan. 11	at Montana State*
Jan. 16	Northern Arizona*
Jan. 18	Sacramento State*
Jan. 25	Portland State*
Jan. 30	at Idaho State*
Feb. 1	at Weber State*
Feb. 6	Montana State*
Feb. 8	Montana*
Feb. 13	at Sacramento State*
Feb. 15	at Northern Arizona*
Feb. 22	at Portland State*
Feb. 27	Weber State*
March 1	Idaho State*
March 8-12	at Big Sky Tournament

!UW-Green Bay Classic

*Big Sky Conference game

#NABC Classic

2001-02 Results (17-13, 10-4 Big Sky)

Nov. 15	vs. St. Joseph's!	W	68-57
Nov. 16	vs. California!	L	27-56
Nov. 19	Northwest College	W	103-71
Nov. 24	at Minnesota	L	68-86
Nov. 29	Boise State	W	47-42
Dec. 1	St. Martin's	W	75-59
Dec. 4	at Gonzaga (ot)	L	74-84
Dec. 6	at Idaho	W	59-48
Dec. 9	Cal Poly	L	70-75
Dec. 15	at Portland	L	61-68
Dec. 20	at San Diego State	L	58-86
Dec. 22	at Saint Mary's	L	67-73
Dec. 28	at Indiana#	L	60-87
Dec. 29	vs. Samford#	W	59-48
Jan. 11	Montana*	W	79-46
Jan. 12	Montana State*	L	81-90
Jan. 19	Portland State*	W	88-79
Jan. 25	at Weber State*	L	78-89
Jan. 26	at Idaho State*	W	76-71
Feb. 1	Northern Arizona*	L	63-70
Feb. 2	Sacramento State*	W	87-67
Feb. 8	at Montana State*	W	66-62
Feb. 9	at Montana*	W	80-78
Feb. 16	at Portland State*	W	78-62
Feb. 22	Idaho State*	W	70-60
Feb. 23	Weber State*	W	68-66
March 1	at Sacramento State*	W	81-71
March 2	at Northern Arizona*	L	75-80
March 8	vs. Weber State@	W	62-57
March 9	vs. Montana@	L	66-70

!BCA Classic #Hoosier Classic

*Big Sky Conference game

@Big Sky Conference Tournament

Denver Pioneers

Jan. 4, at Devaney Center • Lincoln, Neb. • 2:05 p.m.

General Information

Founded: 1864
 Location: Denver, Colo.
 Enrollment: 9,385
 Chancellor: Daniel L. Ritchie
 Director of Athletics: Dr. M. Dianne Murphy
 Nickname: Pioneers
 Colors: Crimson and Gold
 Conference: Sun Belt
 Home Arena: Magness Arena
 Capacity: 7,200

Coaching Staff

Head Coach: Terry Carroll
 Alma Mater: Northern Iowa, 1978
 Career Record: 277-70 (10 years)
 Record at DU: 8-20 (1 year)
 Carroll vs. Nebraska: First meeting
 Assistant Coaches: Greg Lackey, Matt Woodley, Al Williams
 Basketball Trainer: Pat Hoxsey
 Basketball Office Phone: 303-871-4248
 Best Time to Reach: Contact SID

Sports Information

Basketball SID: Dan Lust
 Office Phone: 303-871-3392
 Office Fax: 303-871-3890
 Home Phone: 303-777-5960
 E-mail: dlust@du.edu
 Press Row Phone: 303-871-3922
 SID Mailing Address: 2201 E. Asbury Ave.,
 Denver, CO 80208

Media Contacts

Beat Writer: Mike Chambers, Denver Post
 Office Phone: 303-941-6026

Play-by-Play Announcer: Mitch Hyder
 Color Analyst: Mike Evans
 Network Office Phone: 303-321-0950

The Series

Series Record: NU leads 5-2
 First Meeting: March 1, 1907 (NU, 40-13)
 Last Meeting: Nov. 26, 1982 (NU, 94-58)
 At Lincoln: NU leads 5-1
 At Denver: DU leads 1-0
 Win Streak: NU one game

The Pioneers

2001-02 Record: 8-20 (3-12 Sun Belt)
 Final 2002 National Ranking: None
 2002 Postseason Play: None
 Lettermen Returning/Lost: 5/6
 Starters Returning/Lost: 4/2

Top Returnees

Name	Pos.	Yr.	Pts.	Reb.
B.J. Pratt	G	Sr.	13.9	2.5
Steve Simmons	C	Sr.	8.1	9.0
Erik Benzel	G	So.	7.0	2.0
Leslie Richardson II	G	Sr.	5.5	2.4

Key Newcomers


Name	Pos.	Yr.	Ht.	Wt.
Rodney Billups	G	So.	5-10	150
Carvell McAlister	F	Jr.	6-8	210
Josh Hansen	F	Jr.	6-7	205

Key Losses

Name	Pos.	Pts.	Reb.
Wahhab Carter	F	11.3	6.0
Sherman Rochell	F	12.8	6.0



Terry Carroll
Head Coach



B.J. Pratt
Senior guard

www.denverpioneers.com

2002-03 Schedule

Nov. 23 at Wyoming
 Nov. 26 at Montana
 Nov. 30 Eastern Washington
 Dec. 3 UMKC
 Dec. 6 vs. Binghamton!
 Dec. 7 vs. Western Illinois/Iowa State!
 Dec. 11 at Colorado State
 Dec. 14 Chicago State
 Dec. 20 vs. James Madison#
 Dec. 21 vs. Auburn/UPR-Mayaguez#
 Dec. 22 TBD#
 Dec. 29 Drake
 Jan. 2 Montana
Jan. 4 at Nebraska
 Jan. 9 at Florida International*
 Jan. 11 at North Texas*
 Jan. 16 Arkansas State*
 Jan. 19 Arkansas-Little Rock*
 Jan. 23 at South Alabama*
 Jan. 25 at New Orleans*
 Jan. 30 New Mexico State*
 Feb. 1 Louisiana-Lafayette*
 Feb. 5 at Western Kentucky*
 Feb. 8 Middle Tennessee*
 Feb. 11 at Louisiana-Lafayette*
 Feb. 13 North Texas*
 Feb. 20 South Alabama*
 Feb. 23 New Orleans*
 Feb. 27 at New Mexico State*
 March 1 at Louisiana-Lafayette*
 March 6-11 Sun Belt Tournament

!Cyclone Challenge

#San Juan Shootout

*Sun Belt Conference game

2001-02 Results (8-20, 3-12 Sun Belt)

Nov. 16	Montana Tech	W	83-65
Nov. 18	at Air Force	L	44-52
Nov. 26	Wyoming	L	68-71
Nov. 30	at Manhattan	L	57-81
Dec. 6	at Morris Brown	W	92-76
Dec. 9	at Saint Louis	L	49-63
Dec. 12	Air Force	W	63-53
Dec. 15	Colorado State	L	61-74
Dec. 21	at Texas A&M-Corpus Christi	L	79-81
Dec. 27	New Mexico State*	L	82-86
Dec. 30	at Drake	L	68-72
Jan. 3	at Arkansas State*	L	58-78
Jan. 5	at Arkansas-Little Rock*	L	63-79
Jan. 7	Morris Brown	W	78-50
Jan. 13	Florida International*	W	72-69
Jan. 17	North Texas*	L	70-78
Jan. 19	Western Kentucky*	L	59-86
Jan. 24	at New Mexico State*	L	62-68
Jan. 26	at Louisiana-Lafayette*	L	58-70
Feb. 2	at North Texas	L	57-83
Feb. 5	Texas A&M-Corpus Christi	W	78-68
Feb. 7	South Alabama*	W	76-58
Feb. 10	New Orleans*	L	73-74
Feb. 14	at South Alabama*	W	64-60
Feb. 16	at Middle Tennessee*	L	47-62
Feb. 18	Louisiana-Lafayette*	L	60-74
Feb. 23	at New Orleans*	L	46-69
March 1	vs. Arkansas State#	L	53-58

*Sun Belt Conference game

#Sun Belt Tournament game

2002-03 Pioneer Roster

No.	Player	Pos.	Ht.	Wt.	Class	Hometown
1	Carvell McAlister	G	6-8	210	Jr.	Fresno, Calif.
2	Leslie Richardson II	G	6-3	187	Sr.	Aurora, Colo.
3	B.J. Pratt	G	6-2	185	Sr.	San Antonio, Texas
4	Rodney Billups	G	5-10	150	So.	Denver, Colo.
5	Zeljko Zupic	F	6-8	215	Jr.	Sinj, Croatia
12	Dusty Wadlington	G	5-5	150	Sr.	Cedar Rapids, Iowa
20	Erik Benzel	G	6-1	175	So.	Spokane, Wash.
21	Terrence Gordon	F	6-9	210	So.	Denver, Colo.
23	Brett Seger	G	6-5	185	Fr.	Omaha, Neb.
25	Yemi Nicholson	C	6-10	240	So.	Denver, Colo.
30	Ryan Goral	G	6-0	167	Jr.	Westminster, Colo.
34	Josh Hansen	F	6-7	205	Jr.	Burlington, Colo.
40	Steve Simmons	C	6-9	245	Sr.	Salt Lake City, Utah
43	Brett Starkey	C	6-9	260	Jr.	Lakewood, Colo.

Lipscomb Bison

Jan. 7, at Devaney Center • Lincoln, Neb. • 7:05 p.m.

General Information

Founded: 1891
 Location: Nashville, Tenn.
 Enrollment: 2,583
 President: Dr. Steve Flatt
 Director of Athletics: Dr. Steve Potts
 Nickname: Bison
 Colors: Purple and Gold
 Conference: Division I Independent
 Home Arena: Allen Arena
 Capacity: 5,028

Coaching Staff

Head Coach: Scott Sanderson
 Alma Mater: South Carolina, 1984
 Career Record: 145-57 (6 years)
 Record at LU: 61-32 (3 years)
 Sanderson vs. Nebraska: First meeting
 Assistant Coaches: Jay Walton, Shaun Senters, Tim Cornwell
 Basketball Trainer: Matt Lyden
 Basketball Office Phone: 615-279-6479
 Best Time to Reach: Contact SID

Sports Information

Basketball SID: Kevin Farris
 Office Phone: 615-279-5862
 Office Fax: 615-269-1806
 Home Phone: 615-333-2125
 E-mail: kevin.farris@lipscomb.edu
 Press Row Phone: 615-279-7051
 SID Mailing Address: 3901 Granny White Pike,
 Nashville, TN 37204-3951

Media Contacts

Beat Writer: TBD, The Tennessean
 Office Phone: 615-259-8010

Play-by-Play Announcer: Jonathan Seamon
 Color Analyst: None
 Network Office Phone: 615-279-5959 J.J.
 Dillingham

2002-03 Bison Roster

No.	Player	Pos.	Ht.	Wt.	Class	Hometown
2	Cameron Robinson	G/F	6-7	210	Fr.	Raleigh, N.C.
12	James Poindexter	G	6-1	160	Fr.	Birmingham, Ala.
13	Ryan Roller	G	5-11	160	Sr.	Nashville, Tenn.
14	Atiba Alexander	G	6-5	175	Fr.	Memphis, Tenn.
22	Craig Schoen	G	5-11	160	Fr.	Elizabeth, Ind.
23	Russell Hankins	G	6-3	175	So.	Morgantown, Ky.
24	Jeff Dancy	G	6-0	170	So.	Sparta, Ill.
32	Mike Mays	F	6-5	180	Jr.	Nashville, Tenn.
33	Albert Hacker	C	6-10	235	Jr.	Nashville, Tenn.
35	Eric Broomfield	G	6-3	175	So.	Richmond, Ky.
41	Matt Jarboe	F	6-7	215	So.	Murfreesboro, Tenn.
42	Gilbert Wilson	G	6-3	200	So.	Marietta, Ga.
45	Jason Jackson	G	6-4	200	Sr.	Marrero, La.
51	Chad Hartman	F	6-8	190	Jr.	Belle Chasse, La.
54	Charlie Jenney	C	6-9	220	Fr.	Floyd's Knob, Ind.

The Series

Series Record: First meeting

The Bison

2001-02 Record: 6-21
 Final 2002 National Ranking: None
 2002 Postseason Play: None
 Lettermen Returning/Lost: 10/5
 Starters Returning/Lost: 5/0

Top Returnees

Name	Pos.	Yr.	Pts.	Reb.
Jeff Dancy	G	So.	10.3	2.9
Ryan Roller	G	Sr.	9.5	2.4
Jason Jackson	F	Sr.	9.3	4.1
Albert Hacker	C	Jr.	6.9	4.4
Matt Jarboe	F	So.	6.7	3.3

Key Newcomers

Name	Pos.	Yr.	Ht.	Wt.
James Poindexter	G	Fr.	6-1	160
Craig Schoen	G	Fr.	5-11	160

Key Losses

Name	Pos.	Pts.	Reb.
Clayton Osborn	G	8.1	1.7
Kyle Stevens	F	3.7	3.7



Scott Sanderson
Head Coach



Jeff Dancy
Sophomore guard

www.lipscombsports.com

2002-03 Schedule

Nov. 23	vs. Iona!
Nov. 24	Consolation/Championship!
Nov. 26	Milligan
Nov. 30	at Troy State
Dec. 2	IPFW
Dec. 5	Tennessee State
Dec. 7	UT-Martin
Dec. 12	Troy State
Dec. 15	New Orleans
Dec. 20	at Kansas State
Dec. 22	at Pepperdine
Dec. 29	UT-Chattanooga#
Dec. 30	Consolation/Championship#
Jan. 4	Sacramento State
Jan. 7	at Nebraska
Jan. 11	at Savannah State
Jan. 13	at Stetson
Jan. 16	Campbell
Jan. 21	Morris Brown
Jan. 25	at Centenary
Jan. 28	Fisk
Feb. 1	Savannah State
Feb. 5	at IUPUI
Feb. 8	Centenary
Feb. 10	Stetson
Feb. 13	at Campbell
Feb. 17	Stetson
Feb. 20	at Jacksonville State

#UT-Chattanooga Tournament

2001-02 Results (6-21)

Nov. 19	at UT-Martin	L	79-86
Nov. 21	at Morris Brown	L	70-71
Nov. 27	North Texas	W	75-74
Dec. 1	Cal Poly	L	51-75
Dec. 3	Butler	L	56-76
Dec. 6	Northern Arizona	L	52-67
Dec. 13	Reinhardt	W	87-73
Dec. 17	at Sacramento State	L	76-86
Dec. 19	at North Texas	L	81-102
Dec. 21	at Tulane	L	64-77
Dec. 28	vs. UC Irvine!	L	62-79
Dec. 29	at UW-Green Bay!	L	44-77
Jan. 1	at Mississippi	L	49-75
Jan. 4	at Savannah State	L	60-71
Jan. 7	Rochester	W	104-64
Jan. 12	Northern Illinois	L	80-85
Jan. 14	at Tennessee State	L	82-97
Jan. 17	at Texas-Pan American	L	70-96
Jan. 19	Savannah State	W	76-68
Jan. 24	Centenary	L	51-52
Jan. 31	Texas A&M-Corpus Christi	W	81-79
Feb. 2	at IPFW	W	85-81
Feb. 5	at Centenary	L	54-64
Feb. 9	Gardner-Webb	L	89-95
Feb. 14	Texas-Pan American	L	62-79
Feb. 18	at Texas A&M-Corpus Christi	L	61-75
Feb. 23	at Gardner-Webb	L	76-77

!Oneida Classic

Kansas Jayhawks

Jan. 11, at Allen Fieldhouse • Lawrence, Kan. • 12:45 p.m. • ESPN Regional

Feb. 1, at Devaney Center Lincoln, Neb. 1 p.m. ESPN

General Information

Founded: 1866
Location: Lawrence, Kan.
Enrollment: 26,894
Chancellor: Dr. Robert Hemenway
Director of Athletics: Dr. Allen Bohl
Nickname: Jayhawks
Colors: Crimson and Blue
Conference: Big 12
Home Arena: Allen Fieldhouse
Capacity: 16,300

Coaching Staff

Head Coach: Roy Williams
Alma Mater: North Carolina, 1972
Career Record: 388-93 (14 years)
Record at KU: 388-93 (14 years)
Williams vs. Nebraska: 23-8
Assistant Coaches: Steve Robinson, Joe Holladay, Ben Miller
Basketball Trainer: Mark Cairns
Basketball Office Phone: 785-864-3056
Best Time to Reach: contact SID

Sports Information

Basketball SID: Mitch Germann
Office Phone: 785-864-3417
Office Fax: 785-864-7944
Home Phone: 785-331-9900
E-mail: germann@ku.edu
Press Row Phone: 785-864-3417
SID Mailing Address: Allen Fieldhouse, 1651 Naismith Dr., Lawrence, KS, 66045-7538

Media Contacts

Beat Writer: Gary Bedore, Lawrence Journal-World
Office Phone: 785-843-1000

Play-by-Play Announcer: Bob Davis
Color Analyst: Max Falkenstien
Network Office Phone: 785-312-7555

The Series

Series Record vs. NU: KU leads 151-70
First Meeting: March 2, 1900 (NU, 48-8)
Last Meeting: Feb. 24, 2002 (KU, 88-87)
At Lincoln: KU leads 55-43
At Lawrence: KU leads 79-23
Win Streak: KU, seven games

The Jayhawks

2001-02 Record: 33-4 (16-0 Big 12)
Final 2002 National Ranking: No. 2 AP/Coaches
2002 Postseason Play: NCAA Final Four
Lettermen Returning/Lost: 7/7
Starters Returning/Lost: 3/2

Top Returnees

Name	Pos.	Yr.	Pts.	Reb.
Nick Collison	F	Sr.	15.6	8.3
Kirk Hinrich	G	Sr.	14.8	4.8
Wayne Simien	F	So.	8.1	5.3
Keith Langford	G	So.	7.9	3.3
Aaron Miles	G	So.	7.1	2.7

Key Newcomers

Name	Pos.	Yr.	Wt.	Ht.
Jeff Hawkins	G	Fr.	5-11	175
Jeff Graves	F	Jr.	6-9	275
Moulaye Niang	F	Fr.	6-10	215

Key Losses

Name	Pos.	Pts.	Reb.
Drew Gooden	F	19.8	11.4
Jeff Boschee	G	13.4	2.6



Roy Williams
Head Coach



Nick Collison
Senior forward

www.kuathletics.com

2002-03 Jayhawk Roster

No.	Player	Pos.	Ht.	Wt.	Class	Hometown
1	Jeff Hawkins	G	5-11	175	Fr.	Kansas City, Kan.
4	Nick Collison	F	6-9	255	Sr.	Iowa Falls, Iowa
5	Keith Langford	G	6-4	205	So.	Fort Worth, Texas
10	Kirk Hinrich	G	6-3	190	Sr.	Sioux City, Iowa
11	Aaron Miles	G	6-1	175	So.	Portland, Ore.
20	Stephen Vinson	G	6-2	185	Fr.	Lawrence, Kan.
23	Wayne Simien	F	6-9	255	So.	Leavenworth, Kan.
25	Michael Lee	G	6-3	215	So.	Portland, Ore.
33	Bryant Nash	F	6-6	205	Jr.	Carrollton, Texas
34	Christian Moody	F	6-7	205	Fr.	Asheville, N.C.
42	Jeff Graves	F	6-9	275	Jr.	Lee's Summit, Mo.
55	Moulaye Niang	F	6-10	215	Fr.	El Cajon, Calif.

2002-03 Schedule

Nov. 19	Holy Cross!
Nov. 22	UNC Greensboro/Wagner!
Nov. 27-29	Preseason NIT!
Dec. 4	Central Missouri State
Dec. 7	vs. Oregon
Dec. 11	at Tulsa
Dec. 14	Emporia State
Dec. 21	UCLA
Dec. 28	vs. California
Jan. 2	UNC Asheville
Jan. 4	vs. UMKC
Jan. 6	at Iowa State*
Jan. 11	Nebraska*
Jan. 15	Wyoming
Jan. 18	Kansas State*
Jan. 22	at Colorado*
Jan. 25	Arizona
Jan. 27	Texas*
Feb. 1	at Nebraska*
Feb. 3	Missouri*
Feb. 8	at Kansas State*
Feb. 11	at Baylor*
Feb. 16	Iowa State*
Feb. 19	Colorado*
Feb. 23	at Oklahoma*
Feb. 26	Texas A&M*
March 1	Oklahoma State*
March 3	at Texas Tech*
March 9	at Missouri*
March 13-16	Big 12 Tournament

!Preseason NIT *Big 12 Conference game

2001-02 Results (33-4, 16-0 Big 12)

Nov. 19	vs. Ball State!	L	91-93
Nov. 20	vs. Houston!	W	95-78
Nov. 21	vs. Seton Hall!	W	80-62
Nov. 28	Pittsburg State	W	105-62
Dec. 1	at Arizona	W	105-97
Dec. 4	Wake Forest	W	83-76
Dec. 8	UMKC	W	79-68
Dec. 12	at Princeton	W	78-62
Dec. 15	South Carolina State	W	106-73
Dec. 22	at North Dakota	W	108-77
Dec. 29	vs. Tulsa	W	93-85
Jan. 2	Valparaiso	W	81-73
Jan. 5	at Colorado*	W	97-85
Jan. 9	Nebraska*	W	96-57
Jan. 12	at UCLA	L	77-87
Jan. 16	at Oklahoma State*	W	79-61
Jan. 19	Oklahoma*	W	74-67
Jan. 23	at Iowa State*	W	88-81
Jan. 26	at Texas A&M*	W	86-74
Jan. 28	Missouri*	W	105-73
Feb. 2	Colorado*	W	100-73
Feb. 4	at Kansas State*	W	98-71
Feb. 9	Texas Tech*	W	108-81
Feb. 11	at Texas* (ot)	W	110-103
Feb. 16	Baylor*	W	87-72
Feb. 18	Iowa State*	W	102-66
Feb. 24	at Nebraska*	W	88-87
Feb. 27	Kansas State*	W	103-68
March 3	at Missouri*	W	95-92
March 8	vs. Colorado#	W	102-73
March 9	vs. Texas Tech#	W	90-50
March 10	vs. Oklahoma#	L	55-64
March 14	vs. Holy Cross\$	W	70-59
March 16	vs. Stanford\$	W	86-63
March 22	vs. Illinois\$	W	73-69
March 24	vs. Oregon\$	W	104-86
March 30	vs. Maryland\$	L	88-97

!Maui Invitational game
*Big 12 game #Big 12 Tournament game
\$NCAA Tournament game

Texas A&M Aggies

Jan. 15, at Devaney Center • Lincoln, Neb. • 7:05 p.m.

General Information

Founded: 1872
 Location: College Station, Texas
 Enrollment: 44,081
 President: Dr. Robert Gates
 Director of Athletics: Wally Groff
 Nickname: Aggies
 Colors: Maroon and White
 Conference: Big 12
 Home Arena: Reed Arena
 Capacity: 12,500

Coaching Staff

Head Coach: Melvin Watkins
 Alma Mater: UNC Charlotte, 1977
 Career Record: 81-97 (6 years)
 Record at A&M: 39-77 (4 years)
 Watkins vs. Nebraska: 1-3
 Assistant Coaches: Tom Billeter, Lew Hill, Bobby Kummer
 Assistant A.D./Basketball: Kevin Hurley
 Basketball Trainer: Mike Ricke
 Basketball Office Phone: 979-845-4531
 Best Time to Reach: Contact SID

Sports Information

Basketball SID: Collin Killian
 Office Phone: 979-845-3289
 Office Fax: 979-845-0564
 Home Phone: 979-693-1163
 E-mail: ckillian@athletics.tamu.edu
 Press Row Phone: 979-862-6944
 SID Mailing Address: P.O. Box 30017, College Station, TX 77842

Media Contacts

Beat Writer: Tim Schnetter, Bryan/College Station Eagle
 Office Phone: 979-776-4444

Play-by-Play Announcer: Dave South
 Color Analyst: Al Pulliam/Colin Killian
 Network Office Phone: 979-845-3248

The Series

Series Record: NU leads 8-2
 First Meeting: Dec. 13, 1970 (NU, 78-69)
 Last Meeting: Feb. 20, 2002 (NU, 82-72)
 At Lincoln: NU leads series 5-0
 At College Station: Series tied, 2-2
 Win Streak: NU two games

The Aggies

2001-02 Record: 9-22 (3-13 Big 12)
 Final 2002 National Ranking: None
 2002 Postseason Play: None
 Lettermen Returning/Lost: 10/3
 Starters Returning/Lost: 5/0

Top Returnees

Name	Pos.	Yr.	Pts.	Reb.
Bernard King	G	Sr.	17.2	4.7
Nick Anderson	F	Jr.	10.1	5.1
Jesse King	F	Jr.	7.5	3.6
Andy Slocum	C	Jr.	6.8	6.4
Bradley Jackson	G	Sr.	4.9	2.1

Key Newcomers

Name	Pos.	Ht.	Wt.	Yr.
Leandro Garcia-Morales	G	6-1	180	Jr.
Kevin Turner	G	6-2	175	Jr.

Key Losses

Name	Pos.	Pts.	Reb.
Andy Leatherman	G	5.8	2.0
Larry Scott	G	3.4	1.2



Melvin Watkins
Head Coach



Bernard King
Senior guard

www.aggieathletics.com

2002-03 Schedule

Nov. 24	Texas Southern
Nov. 26	at Miami
Nov. 30	vs. LSU
Dec. 2	Oakland
Dec. 4	Tennessee
Dec. 7	at Prairie View A&M
Dec. 15	Texas-San Antonio
Dec. 21	Louisiana-Monroe
Dec. 27	vs. Princeton!
Dec. 28	vs. TBD!
Jan. 2	Centenary
Jan. 11	Oklahoma State*
Jan. 15	at Nebraska*
Jan. 18	at Texas*
Jan. 25	Kansas State*
Jan. 28	at Oklahoma*
Feb. 1	Texas Tech*
Feb. 4	at Baylor*
Feb. 8	Texas*
Feb. 12	Missouri*
Feb. 15	at Colorado*
Feb. 19	Iowa State*
Feb. 22	at Texas Tech*
Feb. 26	at Kansas*
March 1	Oklahoma*
March 5	Baylor*
March 8	at Oklahoma State*
March 13-16	Big 12 Tournament

!Cable Car Classic *Big 12 Conference game

2001-02 Results (9-22, 3-13 Big 12)

Nov. 19	George Washington	W	87-63
Nov. 24	at Lamar	W	77-74
Nov. 26	Texas A&M-Kingsville	W	91-70
Nov. 30	Long Beach State	W	71-56
Dec. 2	Loyola Marymount	L	78-80
Dec. 5	SE Louisiana	W	55-54
Dec. 8	Miami	L	55-64
Dec. 14	vs. Tulsa	L	56-90
Dec. 17	at SW Missouri State	L	65-76
Dec. 20	vs. Illinois-Chicago#	L	82-86
Dec. 21	vs. Purdue#	W	71-64
Dec. 22	vs. Louisiana-Monroe#	L	61-76
Dec. 30	at North Carolina	L	62-96
Jan. 3	at Centenary	L	63-73
Jan. 5	at Oklahoma*	L	63-89
Jan. 9	Texas Tech*	L	70-72
Jan. 16	at Missouri*	L	50-74
Jan. 19	Baylor*	W	63-60
Jan. 23	at Texas*	W	80-74
Jan. 26	Kansas*	L	74-86
Jan. 29	at Iowa State*	W	52-50
Feb. 3	at Baylor*	L	45-97
Feb. 6	Texas*	L	52-66
Feb. 9	Oklahoma*	L	64-68
Feb. 12	at Kansas State*	L	38-69
Feb. 16	Oklahoma State*	L	66-71
Feb. 20	Nebraska*	L	72-82
Feb. 23	at Texas Tech*	L	53-74
Feb. 26	Colorado*	L	77-92
March 2	at Oklahoma State*	L	51-66
March 7	Texas Tech%	L	71-80

#Las Vegas Invitational game

*Big 12 Conference game

%Big 12 Tournament game

2002-03 Aggie Roster

No.	Player	Pos.	Ht.	Wt.	Class	Hometown
2	Keith Bean	F	6-8	255	Sr.	Fontan, Calif.
3	Jesse King	F/G	6-7	225	Jr.	Detroit, Mich.
5	Nick Anderson	F	6-6	230	Jr.	Baton Rouge, La.
10	Leandro Garcia-Morales	G	6-1	180	Jr.	Montevideo, Uruguay
11	Luis Clemente	F	6-8	225	Fr.	San Juan, Puerto Rico
12	Dylan Leal	G	6-4	195	Jr.	Houston, Texas
14	Tomas Ress	F	7-0	230	Jr.	Solorno, Italy
20	Brian Brookhart	F	6-10	230	Sr.	Crowley, Texas
21	Antoine Wright	F/G	6-7	195	Fr.	San Bernardino, Calif.
22	Kevin Turner	G	6-2	175	Jr.	Diamond Bar, Calif.
23	Marcus Watkins	G	6-4	175	Fr.	College Station, Texas
24	Bradley Jackson	G	5-11	185	Sr.	Ingelwood, Calif.
32	Bernard King	G	6-5	195	Sr.	Gibbsland, La.
44	Nolan Butterfras	C	6-10	265	Jr.	Houston, Texas
50	Andy Slocum	C	7-0	265	Jr.	West Monroe, La.

Colorado Buffaloes

Jan. 18, at Devaney Center • Lincoln, Neb. • 2:05 p.m.

March 8, at Coors Events Center • Boulder, Colo. • 8 p.m.

General Information

Founded: 1876
 Location: Boulder, Colo.
 Enrollment: 26,035
 President: Dr. Elizabeth Hoffman
 Director of Athletics: Richard Tharp
 Nickname: Buffaloes
 Colors: Silver, Black and Gold
 Conference: Big 12
 Home Arena: Coors Events/Conference Center
 Capacity: 11,064

Coaching Staff

Head Coach: Ricardo Patton
 Alma Mater: Belmont, 1980
 Career Record: 105-91 (7 years)
 Record at CU: 105-91 (7 years)
 Patton vs. Nebraska: 6-9
 Assistant Coaches: Terry Dunn, Larry Gay, Jason Shelton
 Basketball Dir. of Operations: Gerald Harris
 Basketball Trainer: Kenny Boyd
 Basketball Office Phone: 303-492-6877
 Best Time to Reach: contact SID

Sports Information

Basketball SID: Andrew Green
 Office Phone: 303-492-5626
 Office Fax: 303-492-3811
 Home Phone: 303-543-3755
 E-mail: andrew.green@colorado.edu
 Press Row Phone: 303-492-1552
 SID Mailing Address: 357 UCB (Fieldhouse Annex 50), Boulder, CO 80309-0357

Media Contacts

Beat Writer: Chris Dempsey, Boulder Daily Camera
 Office Phone: 303-337-1815

Play-by-Play Announcer: Larry Zimmer
 Color Analyst: Jay Leeuwenburg
 Network Office Phone: 303-713-8000

The Series

Series Record: NU leads 67-62
 First Meeting: 1902-03 (NU, 28-12)
 Last Meeting: March 6, 2002 (CU, 67-60)
 At Lincoln: NU leads 44-13
 At Boulder: CU leads 36-22
 Win Streak: CU two games

The Buffaloes

2001-02 Record: 15-14 (5-11 Big 12)
 Final 2002 National Ranking: None
 2002 Postseason Play: None
 Lettermen Returning/Lost: 8/4
 Starters Returning/Lost: 3/2

Top Returnees

Name	Pos.	Yr.	Pts.	Reb.
Stephane Pelle	F	Sr.	12.8	10.8
David Harrison	C	So.	13.9	7.0
Mookie Wright	G	Sr.	8.2	*4.9

*assists per game

Key Newcomers

Name	Pos.	Yr.	Ht.	Wt.
Jason Obazuaye	G	Fr.	6-2	190
Antoine McGee	G	Fr.	5-10	170
Glenn Eddy	F	Fr.	6-5	200
Lamar Harris	F	Jr.	6-7	205

Key Losses

Name	Pos.	Pts.	Reb.
D.J. Harrison	F	10.7	5.7
Nick Mohr	G	6.1	2.4



Ricardo Patton
Head Coach



David Harrison
Sophomore center

www.cubuffs.com

2002-03 Buffalo Roster

No.	Player	Pos.	Ht.	Wt.	Class	Hometown
1	Glean Eddy	F	6-5	200	Fr.	Nashville, Tenn.
2	Billy Boidock	G	6-0	150	Fr.	Dallas, Texas
3	Amadou Doumbouya	F	6-7	240	Jr.	Conakry, Guinea
5	Jayson Obazuaye	G	6-2	190	Fr.	San Jose, Calif.
11	Mookie Wright	G	6-0	165	Sr.	Los Angeles, Calif.
15	Chris Copeland	F	6-8	225	Fr.	Richmond, Va.
23	Matt Greenwald	G	6-1	170	Sr.	Westminster, Colo.
24	Trennis Jones	G	6-0	170	Jr.	Austin, Texas
30	Michel Morandis	G/F	6-5	200	Jr.	Gadeloupe, French West Indies
34	Stephane Pelle	F	6-8	250	Sr.	Yaounde, Cameroon
42	Antoine McGee	G	5-10	180	Fr.	Moreno Valley, Calif.
43	Blair Wilson	G/F	6-6	220	Jr.	Broomfield, Colo.
44	Lamar Harris	F	6-7	205	Jr.	Los Angeles, Calif.
50	David Harrison	C	7-0	250	So.	Nashville, Tenn.

2002-03 Schedule

Nov. 22	Cal Poly
Nov. 24	Stetson
Nov. 27	at New Mexico State
Dec. 3	Georgia
Dec. 7	at UMKC
Dec. 11	Chicago State
Dec. 21	at Rice
Dec. 23	North Texas
Dec. 27	vs. Louisiana-Lafayette!
Dec. 28	at Charlotte!
Dec. 29	vs. TBD!
Jan. 7	Colorado State
Jan. 11	at Oklahoma*
Jan. 15	Kansas State*
Jan. 18	at Nebraska*
Jan. 22	Kansas*
Jan. 29	at Texas Tech*
Feb. 1	at Missouri*
Feb. 4	Texas*
Feb. 8	Iowa State*
Feb. 11	at Kansas State*
Feb. 15	Texas A&M*
Feb. 19	at Kansas*
Feb. 22	Missouri*
Feb. 25	at Iowa State*
March 1	at Baylor*
March 5	Oklahoma State*
March 8	Nebraska*
March 13-17	at Big 12 Tournament

! Pepsi Classic

*Big 12 Conference game

2001-02 Results (15-14, 5-11 Big 12)

Nov. 17	Arkansas-Pine Bluff	W	98-61
Nov. 19	Regis	W	77-56
Nov. 22	Rice	W	108-80
Nov. 25	at St. Joseph's	L	75-81
Dec. 1	at Georgia	L	73-81
Dec. 5	at Colorado State	W	75-70
Dec. 10	Montana	W	84-71
Dec. 13	Southern	W	106-74
Dec. 30	Wisconsin-Milwaukee	W	93-87
Jan. 2	St. Mary's (Calif.)	W	68-51
Jan. 5	Kansas*	L	85-97
Jan. 9	Morris Brown	W	84-44
Jan. 12	at Nebraska*	L	67-75
Jan. 16	Iowa State*	W	63-61
Jan. 19	at Missouri*	L	77-92
Jan. 22	Kansas State*	W	85-71
Jan. 26	at Oklahoma State*	L	55-64
Jan. 30	Baylor*	W	95-88
Feb. 2	at Kansas*	L	73-100
Feb. 5	Nebraska*	W	84-61
Feb. 9	at Texas*	L	95-104
Feb. 13	at Iowa State*	L	63-89
Feb. 16	Texas Tech*	L	79-97
Feb. 20	at Kansas State*	L	64-66
Feb. 23	Missouri*	L	83-96
Feb. 26	at Texas A&M*	W	92-77
March 2	Oklahoma*	L	71-82
March 7 vs. Nebraska#	W	67-60	
March 8	vs. Kansas#	L	73-102

*Big 12 Conference game

#Big 12 Conference Tournament game

Kansas State Wildcats

Jan. 22, at Bramlage Coliseum • Manhattan, Kan. • 7 p.m.

Feb. 25, at Devaney Center • Lincoln, Neb. • 7:05 p.m.

General Information

Founded: 1863
 Location: Manhattan, Kan.
 Enrollment: 22,396
 President: Dr. Jon Wefald
 Director of Athletics: Tim Weiser
 Nickname: Wildcats
 Colors: Purple and White
 Conference: Big 12
 Home Arena: Bramlage Coliseum
 Capacity: 13,500

Coaching Staff

Head Coach: Jim Wooldridge
 Alma Mater: Louisiana Tech, 1977
 Career Record: 253-181 (15 years)
 Record at KSU: 24-34 (2 years)
 Wooldridge vs. Nebraska: 2-3
 Assistant Coaches: Mike Miller, Robbie Laing, Charles Baker
 Dir. of Basketball Operations: Jimmy Elgas
 Basketball Trainer: Daren Badura
 Basketball Office Phone: 785-532-6531
 Best Time to Reach: contact SID

Sports Information

Basketball SID: Garry Bowman
 Office Phone: 785-532-7708
 Office Fax: 785-532-6093
 Home Phone: 785-323-1616
 E-mail: gbowman@ksu.edu
 Press Row Phone: 785-539-3423
 SID Mailing Address: Bramlage Coliseum, Suite 37, 1800 College Ave., Manhattan, KS 66502

Media Contacts

Beat Writer: Mark Janssen, Manhattan Mercury
 Office Phone: 785-776-2300 ext. 244
 Play-by-Play Announcer: Wyatt Thompson
 Color Analyst: Ben Boyle
 Network Office Phone: 316-721-8484

The Series

Series Record: KSU leads 115-87
 First meeting: Feb. 19, 1906 (NU, 50-14)
 Last meeting: March 2, 2002 (KSU, 67-58)
 At Lincoln: NU leads 55-32
 At Manhattan: KSU leads 66-29
 Win streak: KSU one game

The Wildcats

2001-02 Record: 13-16 (6-10 Big 12)
 Final 2002 National Ranking: None
 2002 Postseason Play: None
 Lettermen Returning/Lost: 7/5
 Starters Returning/Lost: 3/2

Top Returnees

Name	Pos.	Yr.	Pts.	Reb.
Pervis Pasco	F	Sr.	12.1	8.4
Matt Siebrandt	F/C	Sr.	7.9	3.8
Quentin Buchanan	F	Sr.	2.5	2.4

Key Newcomers

Name	Pos.	Ht.	Wt.	Yr.
Frank Richards	G	6-2	180	Jr.
Tim Ellis	G	6-3	180	Jr.
Jarrett Hart	G	6-4	205	Jr.

Key Losses

Name	Pos.	Pts.	Reb.
Larry Reid	G	14.4	2.9
Nick Williams	G	9.0	2.7
Travis Reynolds	F	9.4	6.3



Jim Wooldridge
Head Coach



Pervis Pasco
Senior forward

www.k-statesports.com

2002-03 Schedule

Nov. 23 BYU!
 Nov. 24 Toledo!
 Nov. 25 Championship Round!
 Nov. 30 Northwestern
 Dec. 4 Arkansas-Pine Bluff
 Dec. 7 at UW-Green Bay
 Dec. 11 Texas-Pan American
 Dec. 14 at Wichita State
 Dec. 20 Lipscomb
 Dec. 22 Oregon State
 Dec. 29 Monmouth
 Jan. 2 Saint Louis
 Jan. 6 Central Florida
 Jan. 11 Texas Tech*
 Jan. 15 at Colorado*
 Jan. 18 at Kansas*
Jan. 22 Nebraska*
 Jan. 25 at Texas A&M*
 Feb. 1 Oklahoma*
 Feb. 5 at Oklahoma State*
 Feb. 8 Kansas*
 Feb. 11 Colorado*
 Feb. 15 at Missouri*
 Feb. 19 Baylor*
 Feb. 22 at Iowa State*
Feb. 25 at Nebraska*
 March 1 Missouri*
 March 4 Texas*
 March 8 Iowa State*
 March 13-16 Big 12 Tournament

!Paradise Jam Invitational

*Big 12 Conference game

2001-02 Results (13-16, 6-10 Big 12)

Nov. 16	Troy State	W	64-60
Nov. 20	UW-Green Bay	W	68-55
Nov. 24	Mississippi	L	65-67
Nov. 27	Tennessee State	W	79-73
Dec. 1	Gardner-Webb	W	75-57
Dec. 5	Wichita State	L	56-65
Dec. 8	at Northwestern	L	56-79
Dec. 15	North Texas	W	84-70
Dec. 19	Western Carolina	L	64-66
Dec. 22	at Iowa	L	70-89
Dec. 29	Fairleigh Dickinson	W	88-45
Jan. 6	at Texas Tech*	L	49-74
Jan. 12	Missouri*	L	66-81
Jan. 16	at Baylor*	L	70-73
Jan. 19	Iowa State*	W	63-52
Jan. 22	at Colorado*	L	71-85
Jan. 26	at Missouri*	L	74-86
Jan. 30	Texas*	W	71-70
Feb. 2	Oklahoma State*	W	70-61
Feb. 4	Kansas*	L	71-98
Feb. 9	at Nebraska*	L	82-99
Feb. 12	Texas A&M*	W	69-38
Feb. 16	at Oklahoma*	L	62-73
Feb. 20	Colorado*	W	66-64
Feb. 23	at Iowa State*	L	71-73
Feb. 27	at Kansas*	L	68-103
March 2	Nebraska*	W	67-58
March 7	vs. Baylor# (ot)	W	74-73
March 8	vs. Oklahoma#	L	52-63

*Big 12 Conference game

#Big 12 Tournament game

2002-03 Wildcat Roster

No.	Player	Pos.	Ht.	Wt.	Class	Hometown
1	Schylar Thomas	G	6-0	170	Fr.	Omaha, Neb.
2	Seth Elliott	G	6-3	200	Jr.	Derby, Kan.
3	Quentin Buchanan	F	6-7	200	Sr.	Junction City, Kan.
11	Tim Ellis	G	6-3	180	Jr.	Seattle, Wash.
13	Marcelo Da Barrosa	F	6-7	225	So.	Sao Paulo, Brazil
22	Frank Richards	G	6-2	180	Jr.	Rockford, Ill.
23	Marques Hayden	F	6-7	240	Fr.	Putnam City, Okla.
30	Jarrett Hart	G	6-4	205	Jr.	Little Rock, Ark.
32	Gilson DeJesus	G	6-5	215	Sr.	Sao Paulo, Brazil
34	Matt Siebrandt	F	6-8	240	Sr.	Reno, Nev.
40	Travis Canby	F	6-9	240	So.	Atlanta, Ga.
42	Janerio Spurlock	F	6-6	215	Sr.	Cincinnati, Ohio
44	Pervis Pasco	F	6-9	225	Sr.	Clearwater, Fla.

Iowa State Cyclones

Jan. 25, at Hilton Coliseum • Ames, Iowa • 12:45 p.m. • ESPN Regional

March 1, at Devaney Center • Lincoln, Neb. • 7:05 p.m.

General Information

Founded: 1858
 Location: Ames, Iowa
 Enrollment: 27,898
 President: Dr. Gregory L. Geoffroy
 Director of Athletics: Bruce Van De Velde
 Nickname: Cyclones
 Colors: Cardinal and Gold
 Conference: Big 12
 Home Arena: Hilton Coliseum
 Capacity: 14,092

Coaching Staff

Head Coach: Larry Eustachy
 Alma Mater: Long Beach State, 1979
 Career Record: 243-131 (12 years)
 Record at ISU: 84-45 (4 years)
 Eustachy vs. Nebraska: 6-9
 Assistant Coaches: Steve Barnes, Randy Brown,
 Wayne Morgan
 Basketball Dir. of Operations: Bob Sundvold
 Basketball Trainer: Vic Miller
 Basketball Office Phone: 515-294-8232
 Best Time to Reach: contact SID

Sports Information

Basketball SID: Mike Green
 Office Phone: 515-294-7019
 Office Fax: 515-294-0558
 Home Phone: 515-268-3077
 E-mail: mgreen@iastate.edu
 Press Row Phone: 515-294-6178
 SID Mailing Address: 1800 S. Fourth St.,
 Jacobson Bldg., Ames, IA, 50011

Media Contacts

Beat Writer: Randy Peterson, Des Moines Register
 Office Phone: 515-284-8132

Play-by-Play Announcer: Pete Taylor
 Color Analyst: Eric Heft
 Network Office Phone: 515-222-9393

The Series

Series Record vs. NU: NU leads 124-92
 First Meeting: Jan. 15, 1909 (NU, 42-20)
 Last Meeting: Feb. 16, 2002 (ISU, 85-76)
 At Lincoln: NU leads 74-29
 At Ames: ISU leads 55-45
 Win Streak: ISU one game

The Cyclones

2001-02 Record: 12-19 (4-12 Big 12)
 Final 2002 National Ranking: None
 2002 Postseason Play: None
 Lettermen Returning/Lost: 12/2
 Starters Returning/Lost: 3/2

Top Returnees

Name	Pos.	Yr.	Pts.	Reb.
Jake Sullivan	G	Jr.	16.0	2.2
Omar Bynum	F	Sr.	7.2	6.7
Marcus Jefferson	F	Jr.	7.3	4.1

Key Newcomers

Name	Pos.	Yr.	Ht.	Wt.
Chris Alexander	C	Jr.	7-1	235
Jackson Vroman	C/F	Jr.	6-10	230
Tim Barnes	G	Jr.	6-1	165

Key Losses

Name	Pos.	Pts.	Reb.
Tyray Pearson	F	18.7	7.8
Shane Power	F	13.6	4.5



Larry Eustachy
Head Coach



Jake Sullivan
Junior guard

www.cyclones.com

2002-03 Schedule

Nov. 25	Coe College
Nov. 29	Mercer
Dec. 2	Jackson State
Dec. 6	Western Illinois@
Dec. 7	vs. TBD@
Dec. 10	Boston College
Dec. 13	at Iowa
Dec. 15	Savannah State
Dec. 22	Drake
Dec. 29	at Northern Iowa
Dec. 31	Arkansas-Pine Bluff
Jan. 6	Kansas*
Jan. 11	at Texas*
Jan. 18	Oklahoma*
Jan. 21	at Missouri*
Jan. 25	Nebraska*
Jan. 29	at Oklahoma State*
Feb. 1	Baylor*
Feb. 8	at Colorado*
Feb. 12	Texas Tech*
Feb. 16	at Kansas*
Feb. 19	at Texas A&M*
Feb. 22	Kansas State*
Feb. 25	Colorado*
March 1	at Nebraska*
March 5	Missouri*
March 8	at Kansas State*
March 13-16	Big 12 Tournament

@Cyclone Tribune Challenge
 *Big 12 Conference game

2001-02 Results (12-19, 4-12 Big 12)

Nov. 19	Hartford	W	83-54
Nov. 22	vs. Southern Illinois#	L	57-66
Nov. 23	vs. Saint Louis#	W	77-72
Nov. 24	vs. Pennsylvania#	L	77-84
Nov. 27	Savannah State	W	64-39
Nov. 30	UW-Milwaukee	W	71-62
Dec. 1	San Jose State	L	62-64
Dec. 4	Arkansas-Pine Bluff	W	66-43
Dec. 8	Iowa	L	53-78
Dec. 11	at Boston College	L	81-86
Dec. 15	at Drake	L	58-72
Dec. 23	UM-Eastern Shore	W	77-54
Dec. 29	Northern Iowa	W	88-69
Dec. 31	Morris Brown	W	69-45
Jan. 5	at Baylor*	L	74-79
Jan. 9	Missouri*	W	71-67
Jan. 12	Oklahoma State*	L	66-69
Jan. 16	at Colorado*	L	61-63
Jan. 19	at Kansas State*	L	52-63
Jan. 23	Kansas*	L	81-88
Jan. 26	at Nebraska* (ot)	L	84-86
Jan. 29	Texas A&M*	L	50-52
Feb. 2	at Texas Tech*	L	43-69
Feb. 6	at Missouri*	L	73-76
Feb. 13	Colorado*	W	89-63
Feb. 16	Nebraska*	W	85-79
Feb. 18	at Kansas*	L	66-102
Feb. 23	Kansas State*	W	73-71
Feb. 26	at Oklahoma State*	L	75-89
March 2	Texas*	L	76-79
March 7	vs. Missouri!	L	59-79

#Las Vegas Invitational
 *Big 12 Conference game
 !Big 12 Conference Tournament game

2002-03 Cyclone Roster

No.	Player	Pos.	Ht.	Wt.	Class	Hometown
0	Jake Sullivan	G	6-1	200	Jr.	Oakdale, Minn.
1	Omar Bynum	F	6-7	205	Sr.	Omaha, Neb.
2	Adam Haluska	G	6-5	210	Fr.	Carroll, Iowa
3	Clint Varley	F	6-4	240	Sr.	Menlo, Iowa
4	Jackson Vroman	C/F	6-10	220	Jr.	Bountiful, Utah
11	Ricky Morgan	G	5-11	195	So.	Pontiac, Mich.
12	Tim Barnes	G	6-0	160	Jr.	Henderson, Ky.
15	Adam Schaper	F	6-9	215	So.	Demotte, Ind.
33	John Neal	G	6-3	180	Fr.	Winterset, Iowa
34	Chris Alexander	C	7-1	235	Jr.	Harvey, Ill.
40	Brad Davis	G	6-2	195	Sr.	Knoxville, Iowa
42	Justin Fries	G	6-2	205	Sr.	Sioux Falls, S.D.
50	Marcus Jefferson	G/F	6-5	200	Jr.	East Chicago, Ind.
51	Jared Homan	C	6-9	245	So.	Remsen, Iowa
54	Andrew Skoglund	C	7-1	260	Jr.	Minnetonka, Minn.

Missouri Tigers

Jan. 29, at Devaney Center • Lincoln, Neb. • 7:05 p.m.

Feb. 18, at Hearnese Center • Columbia, Mo. • 7 p.m.

General Information

Founded: 1839
 Location: Columbia, Mo.
 Enrollment: 23,666
 President: Dr. Manuel T. Pacheco
 Director of Athletics: Michael Alden
 Nickname: Tigers
 Colors: Old Gold and Black
 Conference: Big 12
 Home Arena: Hearnese Center
 Capacity: 13,545

Coaching Staff

Head Coach: Quin Snyder
 Alma Mater: Duke, 1989
 Career Record: 62-38 (4 years)
 Record at MU: 62-38 (4 years)
 Snyder vs. Nebraska: 5-1
 Assistant Coaches: Tony Harvey, Lane Odom, Marcus Perez
 Dir. of Basketball Operations: Lee Rashman
 Basketball Trainer: Pat Beckman
 Basketball Office Phone: 573-882-3463
 Best Time to Reach: contact SID

Sports Information

Basketball SID: Sam Fleury
 Office Phone: 573-882-0712
 Office Fax: 573-882-4720
 Home Phone: 573-814-1105
 E-mail: fleury@missouri.edu
 Press Row Phone: 573-882-1442
 SID Mailing Address: P.O. Box 677, Hearnese Center, Columbia, MO, 65205

Media Contacts

Beat Writer: Bob Thompson, Columbia Daily Tribune
 Office Phone: 573-815-1781

Play-by-Play Announcer: Mike Kelly
 Color Analyst: Gary Link
 Network Office Phone: 314-449-1400

2002-03 Tiger Roster

No.	Player	Pos.	Ht.	Wt.	Class	Hometown
0	Ricky Clemons	G	5-11	168	Jr.	Raleigh, N.C.
1	Jimmy McKinney	G	6-3	190	Fr.	St. Louis, Mo.
5	Travon Bryant	F	6-9	245	Jr.	Long Beach, Calif.
10	Ryan Kiernan	G	6-0	188	Sr.	St. Charles, Mo.
14	Kevin Young	F/C	6-9	290	Fr.	Kingston, Jamaica
15	Josh Kroenke	G	6-4	194	Jr.	Columbia, Mo.
23	Rickey Paulding	F	6-5	209	Jr.	Detroit, Mich.
32	Jeffrey Ferguson	F/C	6-10	240	So.	Toronto, Ontario
33	Najeeb Echols	G/F	6-7	234	So.	Chicago, Ill.
50	Arthur Johnson	C	6-9	265	Jr.	Detroit, Mich.

The Series

Series Record vs. NU: MU leads 113-83
 First Meeting: Jan. 31, 1907 (NU, 41-30)
 Last Meeting: Feb. 13, 2002 (MU, 87-71)
 At Lincoln: NU leads 50-38
 At Columbia: MU leads 63-25
 Win Streak: MU two game

The Tigers

2001-02 Record: 24-12 (9-7 Big 12)
 Final 2002 National Ranking: No. 15 Coaches
 2002 Postseason Play: NCAA Elite Eight
 Lettermen Returning/Lost: 8/6
 Starters Returning/Lost: 3/2

Top Returnees

Name	Pos.	Yr.	Pts.	Reb.
Arthur Johnson	C	Jr.	12.2	7.9
Rickey Paulding	F	Jr.	11.9	3.9
Travon Bryant	F	Jr.	6.3	5.4

Key Newcomers

Name	Pos.	Ht.	Wt.	Yr.
Jimmy McKinney	G	6-3	190	Fr.
Kevin Young	F/C	6-9	290	Fr.
Ricky Clemmons	G	5-11	168	Jr.

Key Losses

Name	Pos.	Pts.	Reb.
Kareem Rush	F	19.8	5.2
Clarence Gilbert	G	17.0	3.4



Quin Snyder
Head Coach



Rickey Paulding
Junior forward

www.mutigers.com

2002-03 Schedule

Nov. 22	American
Nov. 30	Austin Peay
Dec. 3	Sacramento State
Dec. 7	at USC
Dec. 9	UW-Green Bay
Dec. 14	Memphis
Dec. 21	vs. Illinois (at St. Louis)
Dec. 30	Valparaiso
Jan. 4	at Iowa
Jan. 7	Centenary
Jan. 11	Baylor*
Jan. 13	at Syracuse
Jan. 18	at Oklahoma State*
Jan. 21	Iowa State*
Jan. 25	at Texas*
Jan. 29	at Nebraska*
Feb. 1	Colorado*
Feb. 3	at Kansas*
Feb. 9	Texas Tech*
Feb. 12	at Texas A&M*
Feb. 15	Kansas State*
Feb. 18	Nebraska
Feb. 22	at Colorado*
Feb. 26	Oklahoma*
March 1	at Kansas State*
March 5	at Iowa State*
March 9	Kansas*

*Big 12 Conference game

2001-02 Results (24-12, 9-7 Big 12)

Nov. 13	vs. UT-Martin#	W	89-63
Nov. 14	vs. Air Force#	W	86-58
Nov. 20	vs. Alabama#	W	75-68
Nov. 21	vs. Iowa#	W	78-77
Nov. 24	vs. Xavier	W	72-60
Nov. 29	Jackson State	W	106-68
Dec. 1	Grambling State	W	100-76
Dec. 3	at Saint Louis	W	69-67
Dec. 8	Southern	W	117-67
Dec. 15	Iowa	L	65-83
Dec. 22	vs. Illinois	L	61-72
Dec. 29	at DePaul	L	62-63
Jan. 2	Coppin State	W	74-47
Jan. 5	Nebraska*	W	60-53
Jan. 9	at Iowa State*	L	67-71
Jan. 12	at Kansas State*	W	81-66
Jan. 16	Texas A&M*	W	74-50
Jan. 19	Colorado*	W	92-77
Jan. 21	at Oklahoma*	L	71-84
Jan. 26	Kansas State*	W	86-74
Jan. 28	at Kansas*	L	73-105
Feb. 3	Virginia	W	81-77
Feb. 6	Iowa State*	W	76-73
Feb. 9	at Baylor*	L	80-81
Feb. 13	at Nebraska*	W	87-71
Feb. 17	Texas*	L	70-72
Feb. 20	at Texas Tech*	L	68-91
Feb. 23	at Colorado*	W	96-83
Feb. 25	Oklahoma State*	W	72-69
March 3	Kansas*	L	92-95
March 7	vs. Iowa State!	W	79-59
March 8	vs. Texas!	L	85-89
March 14	vs. Miami\$	W	93-80
March 16	vs. Ohio State\$	W	83-67
March 21	vs. UCLA\$	W	82-73
March 23	vs. Oklahoma\$	L	75-81

#NABC Guardians Classic *Big 12 game
 !Big 12 Conference Tournament game
 \$NCAA Tournament game

Texas Tech Red Raiders

Feb. 5, at United Spirit Arena • Lubbock, Texas • 8:15 p.m.

General Information

Founded: 1923
 Location: Lubbock, Texas
 Enrollment: 27,569
 President: David Schmidly, Ph.D.
 Director of Athletics: Gerald Myers
 Nickname: Red Raiders
 Colors: Scarlet and Black
 Conference: Big 12
 Home Arena: United Spirit Arena
 Capacity: 15,098

Coaching Staff

Head Coach: Bob Knight
 Alma Mater: Ohio State, 1962
 Career Record: 787-298 (36 years)
 Record at Tech: 23-9 (1 year)
 Knight vs. Nebraska: 2-1
 Assistant Coaches: Bob Beyer, Pat Knight, Chris Beard
 Dir. of Basketball Operations: Les Fertig
 Basketball Trainer: Jon Murray
 Basketball Office Phone: 806-742-7600
 Best Time to Reach: contact SID

Sports Information

Basketball SID: Randy Farley
 Office Phone: 806-742-7600 ext. 260
 Office Fax: 806-742-7414
 Cell Phone: 806-773-9136
 E-mail: randy.farley@ttu.edu
 Press Row Phone: 806-742-3688
 SID Mailing Address: Box 42220, Lubbock, TX, 79409-2220

Media Contacts

Beat Writer: Brent Schrottenboer,
 Lubbock Avalanche-Journal
 Office Phone: 806-766-8733

Play-by-Play Announcer: Jack Dale
 Color Analyst: TBA
 Network Office Phone: 806-783-3000

The Series

Series Record: NU leads 11-6
 First Meeting: Dec. 9, 1955 (NU, 69-63)
 Last Meeting: Feb. 27, 2002 (NU, 80-69)
 At Lincoln: NU leads 6-2
 At Lubbock: Series tied 4-4
 Win Streak: NU one game

The Red Raiders

2001-02 Record: 23-9 (10-6 Big 12)
 Final 2002 National Ranking: None
 2002 Postseason Play: NCAA first round
 Lettermen Returning/Lost: 9/4
 Starters Returning/Lost: 4/1

Top Returnees

Name	Pos.	Yr.	Pts.	Reb.
Andre Emmett	G	Jr.	18.7	6.6
Kasib Powell	F	Sr.	15.1	6.2
Will Chavis	G	Sr.	7.7	2.8

Key Newcomers

Name	Pos.	Yr.	Ht.	Wt.
John Ofoegbu	F	Fr.	6-8	219
LucQuente White	G	Fr.	6-1	178
Josh Washington	G	Fr.	6-3	196

Key Losses

Name	Pos.	Pts.	Reb.
Andy Ellis	C	16.5	7.0



Bob Knight
Head Coach



Andre Emmett
Junior guard

www.texastech.com

2002-03 Schedule

Nov. 22	UNC Wilmington
Nov. 25	SMU
Nov. 30	at UTEP
Dec. 3	at TCU
Dec. 7	Nicholls State
Dec. 14	at Wyoming
Dec. 18	New Mexico
Dec. 21	New Mexico State
Dec. 28	at Minnesota
Jan. 1	Houston
Jan. 6	at San Diego State
Jan. 11	at Kansas State*
Jan. 18	Baylor*
Jan. 20	at Oklahoma*
Jan. 26	Oklahoma State*
Jan. 29	Colorado*
Feb. 1	at Texas A&M*
Feb. 5	Nebraska*
Feb. 9	at Missouri*
Feb. 12	at Iowa State*
Feb. 15	Oklahoma*
Feb. 17	at Texas*
Feb. 22	Texas A&M*
Feb. 24	at Oklahoma State*
March 1	Texas*
March 3	Kansas*
March 8	at Baylor*
March 13-16	Big 12 Tournament

*Big 12 Conference game

2001-02 Results (23-9, 10-6 Big 12)

Nov. 16	William & Mary	W	75-55
Nov. 17	San Diego State	W	81-71
Nov. 20	at SMU	W	78-75
Nov. 24	Sam Houston State	L	65-69
Nov. 26	UTEP	W	81-56
Nov. 28	at New Mexico State (ot)	W	81-80
Dec. 1	TCU	W	99-86
Dec. 14	Houston	W	71-64
Dec. 17	Louisiana-Lafayette	W	89-72
Dec. 22	Stetson	W	101-47
Dec. 30	Minnesota	W	80-60
Jan. 1	Wyoming	W	90-84
Jan. 6	Kansas State*	W	74-49
Jan. 9	at Texas A&M*	W	72-70
Jan. 12	at Oklahoma*	L	72-98
Jan. 14	Texas* (ot)	L	71-74
Jan. 19	Oklahoma State*	W	94-70
Jan. 26	Oklahoma*	W	92-79
Jan. 30	at Nebraska*	L	69-80
Feb. 2	Iowa State*	W	69-43
Feb. 6	at Oklahoma State*	L	62-64
Feb. 9	at Kansas*	L	81-108
Feb. 12	Baylor*	W	90-65
Feb. 16	at Colorado*	W	97-79
Feb. 20	Missouri*	W	91-68
Feb. 23	Texas A&M*	W	74-53
Feb. 26	at Texas*	L	71-96
March 2	at Baylor*	W	91-89
March 7	vs. Texas A&M#	W	80-71
March 8	vs. Oklahoma State#	W	73-51
March 9	vs. Kansas#	L	50-90
March 15	vs. Southern Illinois\$	L	68-76

*Big 12 Conference game
 #Big 12 Tournament game
 \$NCAA Tournament game

2002-03 Red Raider Roster

No.	Player	Pos.	Ht.	Wt.	Class	Hometown
10	Will Chavis	G	5-10	190	Sr.	Philadelphia, Pa.
11	Pawel Storzynski	F	6-8	249	Sr.	Lodz, Poland
12	Nathan Doudney	G	6-4	204	So.	Rockwall, Texas
14	Andre Emmett	G	6-5	229	Jr.	Dallas, Texas
22	Kasib Powell	F	6-7	218	Sr.	Teaneck, N.J.
23	Mikey Marshall	G	6-4	228	Jr.	Tulia, Texas
24	Ronald Ross	G	6-2	195	So.	Hobbs, N.M.
31	Tanner Ogden	F	6-6	195	Fr.	Seminole, Texas
32	Nick Valdez	G	6-6	204	Sr.	Arvada, Colo.
33	LucQuente White	G	6-1	178	Fr.	Midland, Texas
35	John Ofoegbu	F	6-8	219	Fr.	San Antonio, Texas
40	Josh Washington	G	6-3	196	Fr.	Lubbock, Texas
45	Mickey Michalec	C	6-10	255	So.	Tulsa, Okla.
55	Robert Tomaszek	F	6-9	240	Jr.	Bydgoszcz, Poland

Oklahoma State Cowboys

Feb. 12, at Devaney Center • Lincoln, Neb. • 7:05 p.m.

General Information

Founded: 1890
 Location: Stillwater, Okla.
 Enrollment: 21,000
 President: Dr. James E. Halligan
 Director of Athletics: Dr. Harry Birdwell
 Nickname: Cowboys
 Colors: Orange and Black
 Conference: Big 12
 Home Arena: Gallagher-Iba Arena
 Capacity: 13,611

Coaching Staff

Head Coach: Eddie Sutton
 Alma Mater: Oklahoma State, 1958
 Career Record: 702-278 (32 years)
 Record at OSU: 272-114 (12 years)
 Sutton vs. Nebraska: 16-8
 Assistant Coaches: Sean Sutton, Glynn Cyprien, James Dickey
 Basketball Dir. of Operations: Kyle Keller
 Basketball Trainer: Murphy Grant
 Basketball Office Phone: 405-744-5845
 Best Time to Reach: contact SID

Sports Information

Basketball SID: Mike Noteware
 Office Phone: 405-744-7756
 Office Fax: 405-744-7754
 Home Phone: 405-372-3089
 E-mail: michaen@okstate.edu
 Press Row Phone: 405-774-5757
 SID Mailing Address: 220 Athletics Center, OSU,
 Stillwater, OK, 74078

Media Contacts

Beat Writer: John Hoover, Tulsa World
 Office Phone: 918-583-8355

Play-by-Play Announcer: Dave Hunziker
 Color Analyst: Tom Dirato
 Network Office Phone: 573-893-7200

The Series

Series Record vs. NU: NU leads 59-47
 First Meeting: 1927 (OSU, 27-24)
 Last Meeting: Jan. 23, 2002 (OSU, 70-63)
 At Lincoln: NU leads 33-12
 At Stillwater: OSU leads 29-14
 Win Streak: OSU one game

The Cowboys

2001-02 Record: 23-9 (10-6 Big 12)
 Final 2002 National Ranking: None
 2002 Postseason Play: NCAA first round
 Lettermen Returning/Lost: 8/4
 Starters Returning/Lost: 4/2

Top Returnees

Name	Pos.	Yr.	Pts.	Reb.
Victor Williams	G	Sr.	13.1	2.3
Ivan McFarlin	F	Jr.	10.8	7.7
Melvin Sanders	G/F	Sr.	8.7	3.9

Key Newcomers

Name	Pos.	Ht.	Wt.	Yr.
Onye Ibekwe	F	6-7	225	Fr.
Tony Allen	G	6-4	205	Jr.
Janavor Weatherspoon	G	6-1	165	Jr.

Key Losses

Name	Pos.	Ht.	Wt.	Pts.	Reb.
Maurice Baker	G	6-1	183	12.9	5.4
Fredrik Jonzen	F	6-10	229	12.3	6.9



Eddie Sutton
Head Coach



Ivan McFarlin
Junior forward

www.okstate.com

2002-03 Schedule

Nov. 22	Yale
Nov. 27	at Alaska-Anchorage!
Nov. 29	TBD!
Nov. 30	TBD!
Dec. 5	Hartford
Dec. 8	Northwestern State
Dec. 15	Fresno State
Dec. 18	UMKC
Dec. 21	at Wichita State
Dec. 30	Arkansas
Jan. 4	vs. Brigham Young#
Jan. 8	Texas A&M-Corpus Christi
Jan. 11	at Texas A&M*
Jan. 13	Oklahoma*
Jan. 18	Missouri*
Jan. 21	at Baylor*
Jan. 26	at Texas Tech*
Jan. 29	Iowa State*
Feb. 1	at Texas*
Feb. 5	Kansas State*
Feb. 9	at Cincinnati
Feb. 12	at Nebraska*
Feb. 15	Baylor*
Feb. 19	at Oklahoma*
Feb. 22	Texas*
Feb. 24	Texas Tech*
March 1	Kansas*
March 5	at Colorado*
March 8	Texas A&M*
March 13-16	Big 12 Tournament

!Great Alaska Shootout #All-College Classic
 *Big 12 Conference game

2001-02 Results (23-9, 10-6 Big 12)

Nov. 16	Cincinnati	W	69-62
Nov. 17	vs. Austin Peay!	W	81-58
Nov. 19	vs. Providence!	W	83-65
Nov. 20	vs. Siena!	W	82-64
Nov. 21	vs. TCU!	W	95-77
Nov. 24	North Texas	W	77-58
Nov. 29	New Orleans	W	95-47
Dec. 1	Wichita State	W	61-59
Dec. 8	Jackson State	W	90-41
Dec. 17	Northwestern State	W	79-44
Dec. 19	at UMKC	W	62-50
Dec. 22	vs. Arkansas#	W	85-76
Dec. 29	vs. Ball State	W	82-70
Jan. 5	Texas*	L	61-70
Jan. 8	at Baylor*	W	68-57
Jan. 12	at Iowa State*	W	69-66
Jan. 15	Kansas*	L	61-79
Jan. 19	at Texas Tech*	L	70-94
Jan. 23	Nebraska*	W	70-63
Jan. 26	Colorado*	W	64-55
Jan. 30	at Oklahoma*	L	53-58
Feb. 2	at Kansas State*	L	61-70
Feb. 6	Texas Tech*	W	64-62
Feb. 10	at Fresno State	L	52-58
Feb. 13	Oklahoma* (ot)	W	79-72
Feb. 16	at Texas A&M*	W	71-66
Feb. 20	at Texas*	W	85-80
Feb. 23	Baylor*	W	77-64
Feb. 25	at Missouri*	L	69-72
March 2	Texas A&M*	W	66-51
March 8	vs. Texas Tech\$	L	51-73
March 14	vs. Kent State%	L	61-69

!Las Vegas Tournament #All-College Classic
 *Big 12 Conference game
 \$Big 12 Tournament game
 %NCAA Tournament game

2002-03 Cowboy Roster

No.	Player	Pos.	Ht.	Wt.	Class	Hometown
1	Julian Richardson	G	6-1	165	Fr.	Miami, Fla.
2	Onye Ibekwe	F	6-7	225	Fr.	Los Angeles, Calif.
4	Frans Steyn	C	7-2	306	So.	Pretoria, Gauteng, South Africa
5	Victor Williams	G	5-10	187	Sr.	Kansas City, Kan.
12	Ross DeRogatis	G	6-1	180	Fr.	Mansfield, Texas
15	Scott Blakemore	G	6-1	160	So.	Bartlesville, Okla.
23	Ivan McFarlin	F	6-8	237	Jr.	Missouri City, Texas
24	Tony Allen	G	6-4	205	Jr.	Chicago, Ill.
25	Janavor Weatherspoon	G	6-1	165	Jr.	Camden, Del.
30	Cheyne Gadson	G	6-3	190	Sr.	Jamaica, N.Y.
33	Jason Miller	F	6-9	245	Jr.	Livingston, Texas
34	Melvin Sanders	G/F	6-5	210	Sr.	Liberal, Kan.
40	Andre Williams	F	6-8	225	Sr.	Kansas City, Kan.
42	Terrence Crawford	G/F	6-6	230	Jr.	Oklahoma City, Okla.
44	Jeff Johnson	G	6-1	170	So.	Kingfisher, Okla.

Texas Longhorns

Feb. 15, at Devaney Center • Lincoln, Neb. • 12:45 p.m. • ESPN Regional

General Information

Founded: 1883
 Location: Austin, Texas
 Enrollment: 52,273
 President: Dr. Larry Faulkner
 Director of Athletics: DeLoss Dodds
 Nickname: Longhorns
 Colors: Burnt Orange & White
 Conference: Big 12
 Home Arena: Frank Erwin Center
 Capacity: 16,079

Coaching Staff

Head Coach: Rick Barnes
 Alma Mater: Lenoir-Rhyne, 1977
 Career Record: 292-177 (15 years)
 Record at UT: 90-43 (4 years)
 Barnes vs. Nebraska: 3-1
 Assistant Coaches: Frank Haith, Russell Springmann, Rodney Terry
 Basketball Trainer: Fred Burnett
 Basketball Office Phone: 512-471-5816
 Best Time to Reach: contact SID

Sports Information

Basketball SID: Scott McConnell
 Office Phone: 512-471-1345
 Office Fax: 512-471-6040
 Home Phone: 512-231-0383
 E-mail: smcconnell@athletics.utexas.edu
 Press Row Phone: 512-471-4246
 SID Mailing Address: P.O. Box 7399, Austin, TX, 78713

Media Contacts

Beat Writer: Randy Riggs,
 Austin-American Statesman
 Office Phone: 512-445-3957

Play-by-Play Announcer: Craig Way
 Color Analyst: Eddie Oran
 Network Office Phone: 512-478-1833

The Series

Series Record: UT leads 9-4
 First Meeting: Dec. 18, 1964 (UT, 77-73)
 Last Meeting: Jan. 19, 2002 (UT, 77-66)
 At Lincoln: NU leads 4-2
 At Austin: UT leads 7-0
 Win Streak: UT one game

The Longhorns

2001-02 Record: 22-12 (10-6 Big 12)
 Final 2002 National Ranking: t-18th (Coaches)
 2002 Postseason Play: NCAA Sweet 16
 Lettermen Returning/Lost: 9/2
 Starters Returning/Lost: 5/0

Top Returnees

Name	Pos.	Yr.	Pts.	Reb.
Brandon Mouton	G	Jr.	13.7	4.6
T.J. Ford	G	So.	10.8	*8.3
James Thomas	C	Jr.	10.7	8.9
Royal Ivey	G	Jr.	10.9	3.5

*assists per game

Key Newcomers

Name	Pos.	Yr.	Ht.	Wt.
Brad Buckman	F	Fr.	6-8	220
Kenton Paulino	G	Fr.	6-1	170

Key Losses

Name	Pos.	Pts.	Reb.
Chris Owens	F	15.8	7.4
Fredie Williams	G	4.9	2.0



Rick Barnes
Head Coach



T.J. Ford
Sophomore guard

www.texassports.com

2002-03 Schedule

Nov. 15	vs. Georgia!
Nov. 23	Stephen F. Austin
Nov. 27	Texas-Arlington
Nov. 30	vs. Seton Hall#
Dec. 7	vs. George Washington\$
Dec. 8	vs. TBD\$
Dec. 15	at Arizona
Dec. 19	McNeese State
Dec. 22	Princeton
Dec. 30	Louisiana Tech
Jan. 5	Mount St. Mary's
Jan. 11	Iowa State*
Jan. 15	at Baylor*
Jan. 18	Texas A&M*
Jan. 25	Missouri*
Jan. 27	at Kansas*
Feb. 1	Oklahoma State*
Feb. 4	at Colorado*
Feb. 8	at Texas A&M*
Feb. 10	Oklahoma*
Feb. 15	at Nebraska*
Feb. 17	Texas Tech*
Feb. 22	at Oklahoma State*
Feb. 26	Baylor*
March 1	at Texas Tech*
March 4	Kansas State*
March 8	at Oklahoma*
March 13-16	Big 12 Tournament

!Coaches vs. Cancer Classic
 #Space City Basketball Classic
 \$BB&T Classic
 *Big 12 Conference game

2001-02 Results (22-12, 10-6 Big 12)

Nov. 17	Arizona	L	74-88
Nov. 22	vs. Oregon State@	W	78-68
Nov. 23	vs. Gonzaga@	L	64-67
Nov. 24	vs. Indiana@	L	71-77
Dec. 1	vs. Stanford# (ot)	W	83-75
Dec. 5	Texas A&M-Corpus Christi	W	89-64
Dec. 10	Washington State	W	79-52
Dec. 15	Jacksonville	W	96-90
Dec. 19	McNeese State	W	80-67
Dec. 22	at UNLV^	W	87-78
Dec. 29	at Utah	L	61-71
Jan. 2	Texas-Pan American	W	81-69
Jan. 5	at Oklahoma State*	W	70-61
Jan. 7	Providence	W	68-48
Jan. 12	Baylor*	W	102-78
Jan. 14	at Texas Tech* (ot)	W	74-71
Jan. 19	Nebraska*	W	77-66
Jan. 23	Texas A&M*	L	74-80
Jan. 26	at Baylor*	W	69-63
Jan. 30	at Kansas State*	L	70-71
Feb. 2	Oklahoma* (ot)	L	84-85
Feb. 6	at Texas A&M*	W	66-52
Feb. 9	Colorado*	W	104-95
Feb. 11	Kansas* (ot)	L	103-110
Feb. 17	at Missouri*	W	72-70
Feb. 20	Oklahoma State*	L	80-85
Feb. 23	at Oklahoma*	L	78-95
Feb. 26	Texas Tech*	W	96-71
March 2	at Iowa State*	W	79-76
March 8	vs. Missouri!	W	89-85
March 9	vs. Oklahoma!	L	51-67
March 15	vs. Boston College\$	W	70-57
March 17	vs. Mississippi State\$	W	68-64
March 22	vs. Oregon\$	L	70-72

@Great Alaska Shootout
 #Chicago Children's Charity Classic
 ^Las Vegas Showdown * Big 12 Conference game
 !Big 12 Tournament game
 \$NCAA Tournament game

2002-03 Longhorn Roster

No.	Player	Pos.	Ht.	Wt.	Class	Hometown
0	James Thomas	C	6-8	235	Jr.	Schenectady, N.Y.
3	Brandon Mouton	G	6-4	205	Jr.	Lafayette, La.
11	T.J. Ford	G	5-10	165	So.	Houston, Texas
12	Kenton Paulino	G	6-1	170	Fr.	Los Angeles, Calif.
13	Sydmill Harris	G	6-5	197	So.	Hoofddorp, Netherlands
15	Deginald Erskin	F	6-5	218	Sr.	Gonzales, Texas
21	Jason Klotz	C	6-9	240	So.	Houston, Texas
22	Brad Buckman	F	6-8	220	Fr.	Austin, Texas
23	Terrell Ross	G	6-3	190	Sr.	Laurel, Md.
24	Royal Ivey	G	6-3	192	Jr.	Queens, N.Y.
32	Drew Gressett	G	6-0	180	Jr.	Austin, Texas
33	Brian Boddicker	F	6-8	228	Jr.	Duncanville, Texas
44	Chris Wright	F	6-9	238	Fr.	Redwater, Texas
45	Chris Ogden	F	6-6	220	Sr.	Seminole, Texas

Baylor Bears

Feb. 22, at Ferrell Center • Waco, Texas • 2 p.m.

General Information

Founded: 1845
 Location: Waco, Texas
 Enrollment: 14,159
 President: Dr. Robert B. Sloan Jr.
 Director of Athletics: Tom Stanton
 Nickname: Bears
 Colors: Green and Gold
 Conference: Big 12
 Home Arena: Ferrell Center
 Capacity: 10,284

Coaching Staff

Head Coach: Dave Bliss
 Alma Mater: Cornell, 1965
 Career Record: 512-314 (27 years)
 Record at BU: 47-43 (3 years)
 Bliss vs. Nebraska: 8-11
 Assistant Coaches: Doug Ash, Brian O'Neill,
 Rodney Belcher
 Basketball Dir. of Operations: John Marczak
 Basketball Trainer: Khalil Coltrain
 Basketball Office Phone: 254-710-3096
 Best Time to Reach: contact SID

Sports Information

Basketball SID: Heath Nielsen
 Office Phone: 254-710-2743
 Office Fax: 254-710-3169
 Home Phone: 254-420-1249
 E-mail: heath_nielsen@baylor.edu
 Press Row Phone: 254-710-3955
 SID Mailing Address: 150 Bear Run, Waco, TX,
 76711

Media Contacts

Beat Writer: John Werner, Waco Tribune-Herald
 Office Phone: 254-757-5710

Play-by-Play Announcer: John Morris
 Color Analyst: Pat Nunley
 Network Office Phone: 254-710-1234

The Series

Series Record vs. NU: NU leads 8-4
 First Meeting: Dec. 17, 1949 (NU, 69-55)
 Last Meeting: Feb. 27, 2002 (NU, 75-55)
 At Lincoln: NU leads 5-0
 At Waco: Series tied 2-2
 Win Streak: NU one game

The Bears

2001-02 Record: 14-16 (4-12 Big 12)
 Final 2002 National Ranking: None
 2002 Postseason Play: None
 Lettermen Returning/Lost: 7/7
 Starters Returning/Lost: 3/2

Top Returnees

Name	Pos.	Yr.	Pts.	Reb.
Lawrence Roberts	F	So.	16.6	8.2
John Lucas	G	So.	13.2	2.5
R.T. Guinn	C	Jr.	7.3	4.3

Key Newcomers

Name	Pos.	Ht.	Wt.	Yr.
Will Allen	G	6-2	180	Fr.
Corey Herring	F	6-4	195	Fr.
Tommy Swanson	F	6-9	200	Fr.

Key Losses

Name	Pos.	Pts.	Reb.
Wendell Greenleaf	G	12.7	3.3
Greg Davis	F	7.1	5.9



Dave Bliss
Head Coach



Lawrence Roberts
Sophomore forward

www.baylorbears.com

2002-03 Schedule

Nov. 23	vs. Alcorn State@
Nov. 27	Northwestern State
Nov. 30	vs. Houston#
Dec. 4	Southwest Texas
Dec. 7	TCU
Dec. 11	Louisiana-Monroe
Dec. 14	Montana State
Dec. 21	at SMU
Dec. 30	North Texas
Jan. 4	Texas-Pan American
Jan. 7	Mount St. Mary's
Jan. 11	at Missouri*
Jan. 15	Texas*
Jan. 18	at Texas Tech*
Jan. 21	Oklahoma State*
Jan. 25	Oklahoma*
Feb. 1	at Iowa State*
Feb. 4	Texas A&M*
Feb. 8	at Oklahoma*
Feb. 11	Kansas*
Feb. 15	at Oklahoma State*
Feb. 19	at Kansas State*
Feb. 22	Nebraska*
Feb. 26	at Texas*
March 1	Colorado*
March 5	at Texas A&M*
March 8	Texas Tech*
March 13-16	Big 12 Tournament

@Lonestar Basketball Classic
 #Space City Hoops Classic
 *Big 12 Conference game

2001-02 Results (14-16, 4-12 Big 12)

Nov. 17	Hardin-Simmons	W	107-48
Nov. 21	Texas-Arlington	W	88-64
Nov. 24	Sacred Heart	W	81-55
Nov. 27	SMU	W	92-90
Nov. 29	Cal State Fullerton	W	92-56
Dec. 1	at Rice	L	60-75
Dec. 8	North Texas	W	95-81
Dec. 17	Centenary	W	99-66
Dec. 20	at Puerto Rico@	W	97-58
Dec. 21	vs. Florida International@	W	65-61
Dec. 22	vs. Texas-Pan American@	L	66-72
Dec. 29	at TCU	L	81-92
Jan. 2	Colorado State	W	68-53
Jan. 5	Iowa State*	W	79-74
Jan. 8	Oklahoma State*	L	57-68
Jan. 12	at Texas*	L	78-102
Jan. 16	Kansas State*	W	73-70
Jan. 19	at Texas A&M*	L	60-63
Jan. 26	Texas*	L	63-69
Jan. 30	at Colorado*	L	88-95
Feb. 3	Texas A&M*	W	97-45
Feb. 6	at Oklahoma*	L	57-70
Feb. 9	Missouri*	W	81-80
Feb. 12	at Texas Tech*	L	65-90
Feb. 16	at Kansas*	L	72-87
Feb. 19	Oklahoma*	L	54-65
Feb. 23	at Oklahoma State*	L	64-77
Feb. 27	at Nebraska*	L	55-75
March 2	Texas Tech*	L	89-91
March 7	vs. Kansas State#	L	73-74

@San Juan Shootout
 *Big 12 Conference game
 #Big 12 Tournament game

2002-03 Bear Roster

No.	Player	Pos.	Ht.	Wt.	Class	Hometown
2	Will Allen	G	6-2	180	Fr.	Addison, Texas
3	Kenny Taylor	G	6-3	185	So.	Sugar Land, Texas
4	Ellis Kidd Jr.	G	6-4	185	So.	Dallas, Texas
10	Robert Hart	G	5-10	175	Jr.	Dallas, Texas
11	Corey Herring	F	6-4	190	Fr.	Buffalo, N.Y.
12	Andre White	G	6-0	180	Sr.	Friendswood, Texas
13	Matt Sayman	G	6-4	195	Jr.	The Colony, Texas
15	John Lucas	G	5-11	150	So.	Houston, Texas
23	Carlton Dotson	F	6-7	220	Jr.	Hurlock, Md.
24	Terrance Thomas	F	6-7	220	Jr.	Dallas, Texas
32	Tommy Swanson	F	6-9	200	Fr.	Fort Worth, Texas
34	R.T. Guinn	C	6-10	240	Jr.	Albuquerque, N.M.
42	Steven Raquet	F	6-6	215	Fr.	Albuquerque, N.M.
44	Lawrence Roberts	F	6-9	230	So.	Houston, Texas
55	Steve Othoro	C	6-11	250	Sr.	Nairobi, Kenya

Oklahoma Sooners

March 4, at Lloyd Noble Center • Norman, Okla. • 7 p.m.

General Information

Founded: 1890
Location: Norman, Okla.
Enrollment: 28,954
President: David L. Boren
Director of Athletics: Joe Castiglione
Nickname: Sooners
Colors: Crimson and Cream
Conference: Big 12
Home Arena: Lloyd Noble Center
Capacity: 12,000

Coaching Staff

Head Coach: Kelvin Sampson
Alma Mater: Pembroke State, 1978
Career Record: 363-222 (19 years)
Record at OU: 187-74 (8 years)
Sampson vs. Nebraska: 7-3
Assistant Coaches: Jim Shaw, Jimmy Tubbs, Bennie Seltzer
Basketball Trainer: Alex Brown
Basketball Office Phone: 405-325-4732
Best Time to Reach: contact SID

Sports Information

Basketball SID: Mike Houck
Office Phone: 405-325-8231
Office Fax: 405-325-7623
Home Phone: 405-447-2731
E-mail: mhouck@ou.edu
Press Row Phone: 405-325-1024
SID Mailing Address: Room 235, Oklahoma Memorial Stadium, 180 West Brooks, Norman, OK, 73019

Media Contacts

Beat Writer: John Rohde, Daily Oklahoman
Office Phone: 405-475-3314

Play-by-Play Announcer: Bob Barry Sr.
Color Analyst: Mike Houck
Network Office Phone: 405-271-6330

The Series

Series Record: OU leads 98-78
First Meeting: Jan. 31, 1921 (NU, 34-20)
Last Meeting: Jan. 16, 2002 (OU, 78-52)
At Lincoln: NU leads 44-37
At Norman: OU leads 56-20
Win Streak: OU three games

The Sooners

2001-02 Record: 31-5 (13-3 Big 12)
Final 2002 National Ranking: No. 3 AP/No. 4 Coaches
2002 Postseason Play: NCAA Final Four
Lettermen Returning/Lost: 8/4
Starters Returning/Lost: 4/1

Top Returnees

Name	Pos.	Yr.	Pts.	Reb.
Hollis Price	G	Sr.	16.5	3.1
Ebi Ere	G	Sr.	14.6	5.8
Jabahri Brown	C	Jr.	4.8	5.7
Quannas White	G	Sr.	7.6	*4.7

*assists per game

Key Newcomers

Name	Pos.	Yr.	Ht.	Wt.
De'Angelo Alexander	G	Fr.	6-4	215
Kevin Bookout	F	Fr.	6-8	260
Larry Turner	C	Fr.	6-11	235

Key Losses

Name	Pos.	Pts.	Reb.
Aaron McGhee	F	16.0	7.7
Daryan Selvy	G	6.7	4.9



Kelvin Sampson
Head Coach



Hollis Price
Senior guard

www.soonersports.com

2002-03 Schedule

Nov. 14 vs. Alabama\$
Nov. 22 Western Michigan!
Nov. 23 UC Irvine/Princeton!
Nov. 30 Prairie View A&M
Dec. 7 Hartford
Dec. 14 Coppin State
Dec. 21 Georgia State
Dec. 28 vs. Mississippi State#
Dec. 30 UNC Asheville
Jan. 4 vs. Michigan State@
Jan. 7 Connecticut
Jan. 11 Colorado*
Jan. 13 at Oklahoma State*
Jan. 18 at Iowa State*
Jan. 20 Texas Tech*
Jan. 25 at Baylor*
Jan. 28 Texas A&M*
Feb. 1 at Kansas State*
Feb. 8 Baylor*
Feb. 10 at Texas*
Feb. 15 at Texas Tech*
Feb. 19 Oklahoma State*
Feb. 23 Kansas*
Feb. 26 at Missouri*
March 1 at Texas A&M*
March 4 Nebraska*
March 8 Texas*
March 13-16 Big 12 Tournament

\$Coaches vs. Cancer Classic
!Sooner Invitational #Sugar Bowl Classic
@All-College Classic *Big 12 Conference game

2001-02 Results (31-5, 13-3 Big 12)

Nov. 12	Central Connecticut	% W	66-44
Nov. 14	vs. Michigan State	% L	55-67
Nov. 28	Central Michigan	W	81-64
Nov. 30	at Arkansas	W	69-54
Dec. 5	St. Bonaventure	W	80-74
Dec. 8	Louisiana Tech (ot)	W	71-67
Dec. 15	High Point	W	107-63
Dec. 16	Bethune-Cookman	W	102-65
Dec. 18	Eastern Illinois	W	109-50
Dec. 21	Maryland	W	72-56
Dec. 29	vs. Texas Southern!	W	97-55
Jan. 5	Texas A&M*	W	89-63
Jan. 7	at Connecticut	W	69-67
Jan. 12	Texas Tech*	W	98-72
Jan. 16	at Nebraska*	W	78-51
Jan. 19	at Kansas*	L	67-74
Jan. 21	Missouri*	W	84-71
Jan. 26	at Texas Tech*	L	79-92
Jan. 30	Oklahoma State*	W	58-53
Feb. 2	at Texas* (ot)	W	85-84
Feb. 6	Baylor*	W	70-57
Feb. 9	at Texas A&M*	W	68-64
Feb. 13	at Oklahoma State* (ot)	L	72-79
Feb. 16	Kansas State*	W	73-62
Feb. 19	at Baylor*	W	65-54
Feb. 23	Texas*	W	96-78
Feb. 26	Iowa State*	W	89-75
March 2	at Colorado*	W	82-71
March 8	vs. Kansas State#	W	63-52
March 9	vs. Texas#	W	67-51
March 10	vs. Kansas#	W	64-55
March 15	vs. Illinois-Chicago\$	W	71-63
March 17	vs. Xavier\$	W	78-65
March 21	vs. Arizona\$	W	88-67
March 23	vs. Missouri\$	W	81-75
March 30	vs. Indiana\$	L	64-73

%Preseason NIT !All-College Classic
*Big 12 Conference game
#Big 12 Tournament game
\$NCAA Tournament game

2002-03 Sooner Roster

No.	Player	Pos.	Ht.	Wt.	Class	Hometown
2	Ebi Ere	Sr.	6-5	215	G	Tulsa, Okla.
4	Quannas White	Sr.	6-1	190	G	New Orleans, La.
5	Jason Detrick	Sr.	6-5	215	G	Newport News, Va.
10	Hollis Price	Sr.	6-1	170	G	New Orleans, La.
12	Blake Johnston	So.	6-1	185	G	Midland, Texas
15	De'Angelo Alexander	Fr.	6-4	215	G	Midwest City, Okla.
21	Jabahri Brown	Jr.	6-10	210	C	St. Thomas, U.S. Virgin Islands
24	Matt Gipson	Fr.	6-9	225	F	Burkburnett, Texas
32	Johnnie Gilbert	So.	6-8	230	F	Minneapolis, Minn.
34	Kevin Bookout	Fr.	6-8	260	F	Stroud, Okla.
42	Jozsef Szendrei	Sr.	6-9	240	F	Budapest, Hungary
44	Larry Turner	Fr.	6-11	235	C	Milledgeville, Ga.
55	Michael Liggett	So.	6-6	190	F	Oklahoma City, Okla.

2000-01	H	L	57-60
	H	W	87-82 (OT)
2001-02	H	W	75-67
	A	L	61-84
	***N	L	60-67

*at Kansas City
 **Colorado forfeit
 ***Phillips 66 Big Eight Tournament

Iowa State (NU leads 124-92)

Husker-Cyclone Notes

▶ Thirteen of the past 20 meetings have been decided by six points or less, with four of the last seven being decided by two points or less. Twenty of the last 25 games have been decided by 10 or fewer points.

▶ Nebraska's win in Ames in 1997-98 was the first time NU had won six straight league games in 17 seasons and the first time NU won three consecutive league road games in 14 years. Nebraska has won five of the last 12 meetings at Hilton Coliseum.

Husker-Cyclone Superlatives

Most consecutive wins (year ended): Nebraska, 16 (1914-15); Iowa State, seven (1962-63)

Most points scored: Nebraska, 97, at Lincoln, Jan. 12, 1991; Iowa State, 114, at Ames, Jan. 20, 1988

Highest combined score: 198, Nebraska, 102, Iowa State, 96, at Lincoln, Feb. 12, 1994

Biggest winning margin: Nebraska, 29, at Lincoln, Feb. 15, 1936 (49-20); Iowa State, 38, at Ames, Jan. 20, 1988 (114-74)

Individual scoring high: Nebraska, 32, Marvin Stewart, twice; Iowa State, 39, Don Smith, at Lincoln, Jan. 5, 1968

In Lincoln: NU leads, 74-29
 At Devaney Center: NU leads, 17-10

In Ames: ISU leads, 55-45
 At Hilton Coliseum: ISU leads, 18-13

In Kansas City: ISU leads, 8-5
 At Kemper Arena: ISU leads, 2-1

In Phillips 66 Big Eight Tournament: ISU leads, 2-1

Year	Site	Result	Score
1908-09	H	W	42-20
	H	W	40-21
	A	L	16-22
	A	W	31-17
1909-10	H	W	24-21
	H	W	29-26
	A	L	23-34
	A	L	17-18
1910-11	H	W	41-20
	H	L	31-33
	A	L	27-31
	A	W	22-19
1911-12	H	W	33-12
	H	W	40-14
	A	W	31-21
	A	W	31-12
1912-13	A	W	29-12
	A	W	16-10
	H	W	28-8
	H	W	24-12
1913-14	A	W	15-9
	A	W	16-3
	H	W	24-16
	H	W	41-13
1914-15	H	W	32-15
	H	W	25-12

	A	W	24-12
	A	L	11-25
1915-16	H	W	35-21
	H	W	31-14
	A	W	23-14
	A	W	29-17
1916-17	A	L	7-19
	A	L	17-24
	H	L	22-24
	H	W	24-21
1920-21	A	L	30-38
	A	W	32-23
	H	W	33-16
	H	W	37-11
1921-22	A	W	21-14
	H	L	7-26
1922-23	A	W	21-15
	H	L	17-21
1923-24	A	W	18-16
	H	W	27-14
1924-25	H	W	37-17
	A	W	28-13
1925-26	H	W	18-13
	A	W	27-12
1926-27	H	W	35-19
	A	L	24-26
1927-28	H	W	37-26
	A	W	32-26
1928-29	H	W	45-39
	A	L	33-37
1929-30	A	W	32-22
	H	W	52-50
1930-31	H	W	31-19
	A	L	28-42
1931-32	A	W	28-24
	H	L	32-33
1932-33	H	L	25-30 (OT)
	A	W	43-16
1933-34	A	W	37-31
	H	W	26-21
1934-35	H	W	32-31
	A	L	14-22
1935-36	A	L	40-41 (OT)
	H	W	49-20
1936-37	H	W	45-33
	A	W	48-31
1937-38	A	W	35-32
	H	W	50-23
1938-39	H	W	51-44
	A	L	28-41
1939-40	H	W	44-28
	A	L	33-40
1940-41	A	W	38-35
	H	W	41-36
1941-42	A	L	33-39
	H	W	39-31
1942-43	A	L	38-50
	H	W	51-36
1943-44	H	L	24-56
	A	L	35-58
1944-45	H	L	38-50
	A	L	45-47
1945-46	A	L	39-57
	H	L	45-57
1946-47	*N	W	54-51
	A	L	44-61
	H	L	54-56
1947-48	A	L	44-55
	H	W	62-57
1948-49	H	W	71-50
	A	W	44-41
1949-50	*N	W	85-67 (OT)
	H	W	64-46
	A	W	56-54 (OT)
1950-51	H	W	51-49

	A	L	51-67
1951-52	*N	L	66-76
	A	L	72-78
	H	W	75-53
1952-53	*N	W	83-79
	H	L	60-78
	A	L	66-93
1953-54	A	W	74-60
	H	W	78-65
1954-55	H	W	76-63
	A	L	75-82
1955-56	H	L	69-71 (OT)
	A	L	74-94
1956-57	*N	L	69-89
	A	L	47-59
	H	W	67-58
1957-58	*N	L	51-61
	H	L	52-57
	A	L	63-78
1958-59	H	W	52-49
	A	L	56-59
1959-60	A	L	53-57
	H	W	69-49
1960-61	H	L	58-66
	A	L	62-68
1961-62	A	L	72-84
	H	L	66-79
1962-63	*N	L	68-82
	A	L	69-83
	H	L	54-75
1963-64	A	W	55-52
	H	W	57-55
1964-65	*N	L	62-69
	H	W	88-79
	A	W	69-65
1965-66	A	W	76-74
	H	W	81-70
1966-67	H	W	94-82
	A	W	76-65
1967-68	A	L	70-85
	H	L	92-93 (OT)
1968-69	A	L	93-99 (OT)
	H	L	74-75 (OT)
1969-70	*N	W	74-66
	A	L	70-72
	H	W	87-81
1970-71	H	W	84-62
	A	W	69-67 (OT)
1971-72	H	W	76-71
	A	L	67-76
1972-73	*N	L	64-75
	A	L	60-81
	H	L	76-82
1973-74	H	W	91-88 (3OT)
	A	L	58-76
1974-75	H	W	75-62
	A	L	69-82
1975-76	A	W	66-56
	H	W	82-66
1976-77	*N	W	75-55
	A	W	49-48
	H	W	66-51
1977-78	H	L	59-65
	A	W	62-56
1978-79	A	W	72-68
	H	L	46-48
1979-80	A	W	58-50
	H	W	69-66
1980-81	A	W	61-56
	H	W	81-61
1981-82	H	W	60-47
	A	L	61-63
1982-83	A	W	59-54
	H	W	67-66
	*H	W	94-71

1983-84	A	W	64-63
	H	L	48-69
1984-85	A	L	65-76
	H	W	74-57
1985-86	H	W	75-58
	A	L	73-81
	**N	L	58-75
1986-87	A	L	75-91
	H	W	66-65
1987-88	A	L	76-114
	H	L	84-85
1988-89	A	L	76-88
	H	W	77-74
1989-90	H	L	83-91
	A	L	85-101
1990-91	H	W	97-87
	A	W	65-57
1991-92	H	W	68-63
	A	W	80-70
1992-93	A	L	69-96
	H	W	91-87
1993-94	A	W	78-72
	H	W	102-96
1994-95	A	L	69-72
	H	L	77-79
1995-96	H	L	65-75
	A	L	59-74
	*N	L	60-62
1996-97	H	L	67-77
	A	W	74-69 (OT)
1997-98	H	W	63-49
	A	W	70-62
1998-99	A	L	47-52
	H	W	59-57
1999-2000	H	L	65-66
	A	L	65-87
2000-01	H	L	59-60
	A	L	73-86
2001-02	H	W	86-84 (OT)
	A	L	79-85

* at Kansas City

**Phillips 66 Big Eight Tournament

Kansas (NU trails 70-151)

Husker-Jayhawk Notes

► NU set a school record with 18 three-pointers at home against KU in 2002. NU fell by one point, 88-87, to the No. 1 team in the nation.

► Nebraska's regular-season sweep of Kansas in 1999 marked the Huskers' first sweep against the Jayhawks in 16 seasons, and NU's win at Lawrence was its first at Allen Fieldhouse since 1983.

► The Huskers' 15-point victory over KU in Lincoln in 1999 was their largest against the Jayhawks since a 75-55 home win in 1982.

► The Huskers and Jayhawks combined for 39 points in overtime at Lawrence in 1996-97, only one point shy of the NCAA record.

► Nebraska handed Kansas its worst loss ever, 48-8, in the first-ever meeting between the schools on March 2, 1900. Kansas turned the trick on Nebraska during the 1957-58 season, handing the Cornhuskers their worst loss ever, 102-46, in Lawrence.

Husker-Jayhawk Superlatives

Most consecutive wins (year ended): Nebraska eight (1912-13); Kansas 12, twice (1944-45, 1954-55)

Most points scored: Nebraska, 99, at Lincoln, Feb. 19, 1972; Kansas, 110, at Lawrence, Feb. 26, 1966

Highest combined score: 191, Kansas, 98, Nebraska, 93, at Lincoln, Jan. 8, 1990

Biggest winning margin: Nebraska, 40, at Lincoln, March 2, 1900 (48-8); Kansas, 56, at Lawrence, Feb. 8, 1958 (102-46)
Individual scoring high: Nebraska, 38, Tom Russell, at Lincoln, Feb. 21, 1962; Kansas, 46, Wilt Chamberlain, at Lawrence, Feb. 8, 1958

In Lincoln: KU leads, 55-43
At Devaney Center: NU leads, 16-9

In Lawrence: KU leads, 79-23
Allen Fieldhouse: KU leads, 40-7

In Kansas City: KU leads, 16-4
At Kemper Arena: KU leads, 4-1

In Manhattan, Kan.: KU leads, 1-0

In Phillips 66 Big Eight/Big 12 Tournament: KU leads, 4-1

Year	Site	Result	Score
1899-1900	H	W	48-8
1901-02	A	W	35-29
1902-03	H	W	23-19
1905-06	H	L	17-37
1906-07	A	W	32-19
1907-08	A	W	20-17
	A	W	23-21
	H	L	26-28
	H	L	25-28
1908-09	A	L	13-48
	A	L	17-36
	H	L	13-18
	*N	L	22-28
	*N	L	15-24
	*N	W	32-29
1909-10	A	L	17-33
	A	L	16-40
	H	L	20-40
	H	L	13-40
1910-11	A	W	15-11
	A	L	12-37
	H	W	38-26
	H	W	34-24
1911-12	A	W	30-26
	A	W	30-27
	H	W	49-21
	H	W	29-28
1912-13	H	W	40-26
	A	W	18-16
	**N	L	24-30
1914-15	A	L	17-45
	A	L	23-30
1915-16	H	W	34-33
	H	W	40-27
1916-17	A	W	21-19
	A	L	10-30
1917-18	H	W	24-23
	H	L	25-31
1918-19	A	L	17-31
	A	W	29-24
1921-22	H	L	15-25
	A	L	18-41
1922-23	A	L	20-30
	H	L	15-36
1923-24	A	L	18-19
	H	L	10-13
1924-25	H	L	20-25
	A	L	20-28
1925-26	H	L	14-25
	A	L	17-30
1926-27	A	W	27-24
	H	L	25-34
1927-28	A	L	27-33
	H	W	32-28
1928-29	H	W	30-29
	A	W	37-31
1929-30	A	L	20-27

	H	L	35-36
1930-31	A	W	31-30 (OT)
	H	L	29-34
1931-32	H	L	31-34
	A	L	19-51
1932-33	A	L	29-32
	H	L	20-34
1933-34	H	W	24-21
	A	L	24-25
1934-35	A	L	21-32
	H	L	24-32
1935-36	A	L	23-45
	H	L	36-43
1936-37	A	L	22-27
	H	W	37-32
1937-38	A	L	33-48
	H	L	47-50
1938-39	H	W	48-37
	A	L	46-49
1939-40	A	L	24-40
	H	L	41-48
1940-41	A	L	38-44
	H	L	53-55
1941-42	H	L	32-51
	A	L	30-58
1942-43	H	L	24-56
	A	L	33-52
1943-44	A	L	27-51
	H	L	47-56
1944-45	A	L	33-48
	H	W	59-45
1945-46	H	L	45-56
	A	L	30-72
1946-47	H	W	48-46
	A	L	37-69
1947-48	*N	L	60-64
	A	W	61-57
	H	W	70-64
1948-49	H	W	52-34
	A	W	49-39
1949-50	H	W	57-56
	A	L	36-49
1950-51	*N	L	47-63
	A	L	41-66
	H	L	52-61
1951-52	H	L	66-69
	A	L	52-90
1952-53	*N	L	66-73
	H	L	59-65
	A	L	58-77
1953-54	A	L	68-79
	H	L	62-67
1954-55	*N	L	66-69
	H	W	66-62
	A	W	66-55
1955-56	A	L	56-80
	H	L	56-60
1956-57	H	L	54-69
	A	L	60-87
1957-58	A	L	46-102
	H	W	43-41
1958-59	H	L	55-63
	A	L	50-66
1959-60	H	L	47-60
	A	L	74-79
1960-61	*N	L	53-78
	H	L	33-38
	A	W	69-68
1961-62	*N	L	68-69
	A	W	69-67
	H	L	70-73
1962-63	A	L	53-72
	H	L	39-45
1963-64	A	L	48-74
	H	L	55-64

1964-65	H	L	56-66
	A	L	62-71
1965-66	*N	L	61-71
	H	W	83-75
	A	L	73-110
1966-67	A	L	58-84
	H	L	57-64
1967-68	A	L	60-71
	H	W	76-69
1968-69	*N	L	56-82
	H	L	52-56
	A	L	73-79
1969-70	*N	W	78-73
	H	W	84-73
	A	L	87-100
1970-71	*N	L	52-72
	H	L	67-81
	A	L	54-59
1971-72	A	L	55-57 (OT)
	H	W	99-78
1972-73	*N	W	74-72
	A	W	59-46
	H	W	62-59
1973-74	*N	L	66-75
	A	L	64-79
	H	L	46-51
1974-75	*N	L	62-63
	A	L	44-72
	H	L	77-79 (2OT)
1975-76	*N	L	66-69
	H	W	57-54
	A	W	62-58
1976-77	H	W	60-57
	A	L	66-74
	**N	L	58-61
1977-78	H	W	62-58
	A	L	70-75
1978-79	H	W	66-64 (OT)
	A	L	59-66
1979-80	H	W	64-57
	A	W	61-56
1980-81	H	W	57-54
	A	L	49-75
1981-82	H	W	75-55
	A	L	63-66
1982-83	H	W	68-61
	A	W	60-58
1983-84	A	L	61-77
	H	L	66-67
1984-85	H	L	80-91
	A	L	65-70
	**N	L	69-74
1985-86	H	L	70-81
	A	L	61-79
1986-87	A	L	65-86
	H	W	83-81 (OT)
1987-88	H	W	70-68
	A	L	48-70
1988-89	H	W	74-70
	A	L	71-80
1989-90	H	L	93-98
	A	L	67-94
1990-91	A	L	77-85
	H	W	85-75
	**N	W	87-83
1991-92	A	L	78-103
	H	W	83-81 (OT)
1992-93	H	W	68-64
	A	L	83-94
1993-94	A	L	87-94
	H	W	96-87
1994-95	A	L	67-84
	H	L	68-91
1995-96	H	L	73-88
	A	L	71-81

1996-97	A	L	77-82 (OT)
	H	L	65-85
1997-98	A	L	76-96
	H	L	71-82
	**N	L	59-91
1998-99	H	W	84-69
	A	W	64-59
	**N	L	53-77
1999-2000	A	L	82-97
	H	L	58-83
2000-01	A	L	62-84
	H	L	74-78
2001-02	A	L	57-96
	H	L	87-88

*at Manhattan, Kan.
 **Phillips 66 Big Eight/Big 12 Tournament

Kansas State (NU trails 87-115)

Husker-Wildcat Notes

► Nebraska scored its most points ever against the Wildcats with a 99-82 victory in 2002. The point total marked just the second time NU had reached 90 points against KSU since 1968.
 ► Nebraska ended an 18-game road losing streak with a 63-61 victory over KSU in Manhattan, Kan., in 2001. The road losing streak was the third-longest in NU history.
 ► NU's rally from an 18-point halftime deficit against KSU in 1996-97 was the largest since complete box scores have been included in NU record books, beginning with the 1972-73 season.
 ► After upsetting Kansas in 1958 at Lincoln, the Huskers upset Kansas State and Omaha native Bob Boozer in their next outing, 55-48. Despite the loss, Kansas State was No. 1 in the AP poll when the new ranking came out the day after the game and the 'Cats went on to finish fourth in the NCAA Tournament.
 ► Nebraska handed Kansas State a 36-point setback in the series' initial game at Manhattan during the 1905-06 season.

Husker-Wildcat Superlatives

Most consecutive wins (year ended): Nebraska six, twice (1916-17, 1937-38); Kansas State, 11, (1964-65)
 Most points scored: Nebraska, 99, in Lincoln, Feb. 9, 2002; Kansas State, 114, at Manhattan, Jan. 14, 1987
 Biggest winning margin: Nebraska, 36, at Manhattan, 1905-06 (50-14, first game of series); Kansas State, 36, at Manhattan, Feb. 4, 1957 (89-53)
 Individual scoring high: Nebraska, 34, Jerry Fort, in Lincoln, Jan. 17, 1976; Kansas State, 30, Willie Murrell, at Kansas City, Mo., Dec. 26, 1963 and Mike Evans, at Manhattan, Feb. 18, 1976
 In Lincoln: NU leads, 55-31
 At Devaney Center: NU leads, 19-8
 In Manhattan: KSU leads, 66-29
 At Bramlage Coliseum: KSU leads, 10-4
 In Kansas City: KSU leads, 18-3
 At Kemper Arena: KSU leads, 7-0
 In the Phillips 66 Big Eight/Big 12 Tournament: Kansas State leads, 7-0

Year	Site	Result	Score
1905-06	A	W	50-14
1907-08	A	W	36-18
1908-09	A	W	38-31
1909-10	A	L	16-27
	H	L	17-28
1911-12	A	W	26-25

1912-13	H	W	27-16
1914-15	A	W	26-19
	A	W	26-20
1915-16	H	W	21-20
	H	W	26-25
1916-17	A	L	13-45
	A	L	10-34
1917-18	A	W	31-23
	A	L	16-26
1918-19	H	L	32-34
	A	L	21-30
1921-22	A	W	25-24
	H	W	21-13
1922-23	A	W	21-15
	H	L	14-17
1923-24	H	W	27-14
	A	L	23-26
1924-25	A	W	23-11
	H	W	32-20
1925-26	A	L	26-41
	H	L	21-28
1926-27	H	L	23-34
	A	W	26-24
1927-28	H	L	24-29
	A	L	22-28
1928-29	A	L	21-30
	H	W	62-45
1929-30	A	W	41-39
	H	L	42-46
1930-31	A	W	37-31
	H	L	30-32
1931-32	A	L	20-32
	H	W	32-26
1932-33	H	W	31-25
	A	L	30-36
1933-34	A	L	24-25
	H	W	38-31
1934-35	A	L	41-47
	H	W	28-21
1935-36	H	W	43-30
	A	W	40-32
1936-37	A	W	41-38
	H	W	40-37
1937-38	H	W	46-32
	A	L	29-41
1938-39	A	L	38-43
	H	W	42-34
1939-40	A	L	25-32
	H	W	61-28
1940-41	H	W	33-23
	A	L	32-35
1941-42	H	W	44-38
	A	L	35-38
1942-43	A	W	41-32
	H	W	50-47 (OT)
1943-44	H	W	54-47
	A	L	37-40
1944-45	*N	L	46-49
	A	L	48-70
	H	L	47-55
1945-46	*N	W	62-47
	H	W	44-37
	A	L	49-54
1946-47	A	L	54-63
	H	W	54-50
1947-48	H	L	45-64
	A	L	49-56
1948-49	*N	L	34-48
	H	W	70-48
	A	L	28-53
1949-50	H	W	65-63
	A	L	60-63
1950-51	*N	L	53-72
	H	L	50-79
	A	L	48-74

NEBRASKA BASKETBALL

1951-52	*N	L	67-87
	A	L	36-71
	H	L	60-75
1952-53	H	W	80-67
	A	L	80-108
1953-54	*N	W	78-74
	H	W	88-75
	A	L	70-91
1954-55	H	W	69-59
	A	L	62-79
1955-56	*N	L	51-79
	H	L	56-66
	A	L	50-73
1956-57	A	L	53-89
	H	L	56-81
1957-58	*N	L	57-88
	A	L	59-74
	H	W	55-48
1958-59	H	L	43-50
	A	L	51-76
1959-60	*N	L	63-71
	H	W	70-60
	A	L	74-83
1960-61	H	L	67-77
	A	L	56-75
1961-62	*N	L	48-60
	A	L	53-72
	H	L	60-84
1962-63	A	L	53-66
	H	L	60-72
1963-64	*N	L	78-100
	H	L	66-73 (OT)
	A	L	48-50
1964-65	A	W	62-57
	H	L	67-79
1965-66	A	W	82-71
	H	W	79-69
1966-67	*N	L	81-98
	A	W	67-59
	H	W	79-71
1967-68	*N	W	66-62
	A	L	62-78
	H	W	92-68
1968-69	A	L	72-95
	H	W	88-71
1969-70	H	L	64-71
	A	L	62-79
1970-71	A	L	69-70
	H	W	87-71
1971-72	H	W	61-60
	A	L	76-81 (OT)
1972-73	H	L	55-82
	A	L	70-97
1973-74	*N	L	47-68
	H	L	65-73
	A	W	58-54
1974-75	*N	L	63-80
	H	W	74-61
	A	L	64-65
1975-76	A	W	65-59
	H	L	53-65
1976-77	H	L	52-57
	A	L	62-67
1977-78	*N	L	60-69
	A	W	77-63
	H	W	63-50
1978-79	H	W	55-53
	A	L	46-58
	**A	L	60-61 (2OT)
1979-80	A	L	64-66 (2OT)
	H	W	70-58
	**A	L	59-60
1980-81	H	W	59-49
	A	L	49-66
1981-82	H	L	64-75

	A	L	50-67
1982-83	H	W	59-43
	A	W	56-45
1983-84	A	W	47-46
	H	W	63-56
	**H	L	39-41
1984-85	H	W	75-63
	A	L	62-68
1985-86	***N	L	54-64
	A	W	64-60
1986-87	A	L	82-114
	H	W	78-76
	**N	L	45-47
1987-88	A	L	63-65
	H	L	67-77
	**N	L	70-75
1988-89	H	L	68-80
	A	L	66-80
1989-90	H	W	74-71
	A	L	57-80
1990-91	A	W	74-69
	H	W	85-78
1991-92	A	L	66-70
	H	W	91-62
1992-93	H	L	64-66
	A	W	80-59
	**N	L	45-47
1993-94	A	W	76-68
	H	W	86-77
1994-95	H	W	78-56
	A	L	73-75
1995-96	A	L	68-77
	H	W	70-66
1996-97	H	W	87-77 (OT)
	A	L	53-61
1997-98	A	L	49-72
	H	L	63-69
1998-99	H	W	70-61
	A	L	45-62
1999-2000	A	L	79-97
	H	W	81-72
2000-01	A	W	63-61
	H	W	82-56
	**N	L	58-62
2001-02	H	W	99-82
	A	L	58-67

* at Kansas City
 ** Phillips 66 Big Eight/Big 12 Tournament
 ***Kansas State forfeit

Missouri (NU trails 83-113)

Husker-Tiger Notes

► The 1997-98 Mizzou-Nebraska series marked the second time in school history the Huskers played two overtime games in one season against the same opponent. Nebraska and Oklahoma went extra sessions in both meetings in the 1995-96 season.
 ► One of Nebraska's biggest wins ever was a 67-51 victory at 19-0 and No. 1 Missouri on Feb. 6, 1982.
 ► Nebraska's Jerry Fort scored a then-school record 40 points in the Huskers' 80-77 homecourt victory over the Tigers on Feb. 22, 1975.

► Nebraska's biggest wins ever was a 67-51 victory at 19-0 and No. 1 Missouri on Feb. 6, 1982.
 ► Nebraska's Jerry Fort scored a then-school record 40 points in the Huskers' 80-77 homecourt victory over the Tigers on Feb. 22, 1975.

Husker-Tiger Superlatives

Most consecutive wins (year ended):
 Nebraska, six, three times (1943-44, 1950-51, 1967-68); Missouri, six, four times (1933-34, 1940-41, 1973-74, 1989-90)
 Most points scored: Nebraska, 99, at Lincoln, Jan. 28, 1967; Missouri, 111, at Lincoln, Jan. 13, 1990
 Highest combined score: 206, Missouri, 111,

Nebraska, 95, at Lincoln, Jan. 13, 1990
 Biggest winning margin: Nebraska, 29, at Lincoln, Feb. 19, 1937 (50-21); Missouri, 39, at Columbia, Feb. 24, 1922 (55-16)
 Individual scoring high: Nebraska, 40, Jerry Fort, at Lincoln, Feb. 22, 1974; Missouri, 46, Joe Scott, at Columbia, March 6, 1961

In Lincoln: Nebraska leads, 50-38
 At Devaney Center: Nebraska leads, 13-13
 In Columbia: Missouri leads, 63-25
 At Hearn Center: Missouri leads, 24-6
 In Kansas City: Missouri leads, 12-9
 At Kemper Arena: Missouri leads, 6-2
 In the Phillips 66 Big Eight/Big 12 Tournament: Missouri leads, 6-1

Year	Site	Result	Score
1907-08	H	W	41-30
	H	W	43-31
1908-09	H	L	24-26
1910-11	A	L	26-39
	A	L	36-37 (OT)
	H	W	30-23
	H	L	20-23
1916-17	H	L	16-18
	H	L	7-18
1917-18	A	L	9-22
	A	L	8-16
1918-19	A	W	28-26
	A	W	21-14
1921-22	H	L	31-46
	A	L	16-55
1922-23	A	L	18-33
	A	L	22-39
1923-24	H	W	24-18
	A	W	31-11
1924-25	A	W	25-20
	H	W	24-21
1925-26	H	L	24-26
	A	L	22-24
1926-27	A	W	35-23
	H	W	27-22
1927-28	A	L	15-36
	H	W	36-26
1928-29	H	L	25-30
	A	W	39-33
1929-30	A	L	21-27
	H	W	34-31
1930-31	H	W	42-32
	A	L	20-33
1931-32	A	L	18-30
	H	L	28-32
1932-33	A	L	33-37
	H	L	31-39
1933-34	A	L	26-36
	H	W	34-27
1934-35	A	L	31-32
	H	L	21-23
1935-36	H	W	31-26
	A	W	43-33
1936-37	A	W	31-22
	H	W	50-21
1937-38	H	L	18-27
	A	L	30-38
1938-39	A	L	41-54
	H	L	36-46
1939-40	A	L	33-46
	H	L	40-41
1940-41	H	W	40-29
	A	W	38-36
1941-42	H	W	51-45
	A	W	41-40
1942-43	A	W	39-36
	H	W	56-50

1943-44	H	L	32-36 (OT)
	A	L	29-44
1944-45	H	L	41-47
	A	L	54-55 (2OT)
1945-46	*N	L	54-63
	A	W	44-42
	H	W	42-39
1946-47	A	L	41-47
	H	L	49-60
1947-48	*N	W	46-44
	H	L	54-66
	A	L	41-47
1948-49	*N	L	50-52
	H	W	47-46
	A	W	52-48
1949-50	H	W	50-41
	A	W	55-48
1950-51	*N	W	54-52
	H	W	54-52
	A	L	57-68
1951-52	H	L	55-60
	A	L	53-68
1952-53	H	W	73-62
	A	L	59-66
1953-54	*N	L	57-72
	H	W	80-72
	A	L	67-82
1954-55	*N	L	58-75
	A	L	59-67
	H	L	73-76
1955-56	*N	L	66-71
	H	W	83-77
	A	L	80-88
1956-57	*N	W	70-65
	A	W	84-65
	H	W	53-49
1957-58	A	L	54-55
	H	W	67-62 (OT)
1958-59	H	W	81-69
	A	W	81-79
1959-60	*N	W	78-67
	A	L	61-69
	H	W	64-59
1960-61	*N	W	90-72
	H	W	62-48
	A	L	76-97
1961-62	A	W	65-63
	H	L	63-81
1962-63	H	L	61-69
	A	L	72-84
1963-64	H	W	74-69 (OT)
	A	L	60-78
1964-65	H	L	74-92
	A	L	66-84
1965-66	*N	W	69-67 (OT)
	H	W	82-60
	A	W	71-53
1966-67	H	W	99-82
	A	W	80-73
1967-68	H	W	75-66
	A	L	70-91
1968-69	*N	W	76-70
	H	W	87-71
	A	L	60-79
1969-70	H	W	60-48
	A	L	63-80
1970-71	H	W	81-72
	A	L	65-77
1971-72	*N	L	64-76
	A	L	65-80
	H	L	54-61
1972-73	H	L	65-78
	A	L	70-86
1973-74	H	W	75-58
	A	W	88-87 (OT)

1974-75	A	L	74-88
	H	W	80-77
1975-76	H	L	57-62
	A	L	84-95 (OT)
1976-77	A	L	63-76
	H	W	60-58
1977-78	H	W	56-55
	A	L	52-74
	*N	L	58-61
1978-79	*N	W	58-56 (OT)
	A	L	60-76
	H	W	76-64
1979-80	H	W	63-84
	A	L	60-73
1980-81	H	W	66-53
	A	L	45-55
1981-82	H	L	42-44
	A	W	67-51
	**N	L	53-58
1982-83	A	L	56-79
	H	L	51-54
	**N	L	63-69
1983-84	H	L	48-50
	A	W	61-56 (OT)
1984-85	H	W	74-66
	A	L	50-69
1985-86	H	L	67-68
	A	W	75-66
1986-87	H	L	71-87
	H	L	64-80
1987-88	H	W	70-68
	A	L	67-92
1988-89	H	L	72-89
	A	L	63-79
	**N	L	70-98
1989-90	H	L	95-111
	A	L	85-107
1990-91	H	W	89-75
	A	L	71-91
	**N	L	82-90
1991-92	H	L	73-83
	A	L	61-87
1992-93	H	W	88-87 (OT)
	A	W	76-75
1993-94	H	L	73-89
	A	L	78-80
	**N	W	98-91
1994-95	H	L	74-82
	A	W	78-75
1995-96	H	W	76-58
	A	L	98-99
1996-97	H	W	76-53
	A	L	74-75
	**N	L	72-78
1997-98	A	L	76-81 (OT)
	H	W	67-66 (OT)
1998-99	A	L	57-80
	H	W	69-61
1999-2000	H	L	78-84
	A	L	72-86
2000-01	A	L	66-68
	H	W	85-79
2001-02	A	L	53-60
	H	L	71-87

* at Kansas City
** Phillips 66 Big Eight/Big 12 Tournament

Oklahoma (NU trails 78-98)

Husker-Sooner Notes

► Nebraska was handed its worst home loss in Devaney Center history when the Sooners won 78-51 in 2002.
► Nebraska's 15-point win in 1999 was the Huskers' largest ever over Oklahoma in Norman. It was

also OU's second-worst loss at the Lloyd Noble Center.
► NU and OU combined for four overtimes in two games in 1995-96, playing three extra periods in Norman and one in Lincoln.
► Nebraska won one of the most dramatic games in Phillips 66 Big Eight Tournament history with its 117-113 come-from-behind overtime win over the Sooners in 1990-91.
► Nebraska and Oklahoma combined for 230 points in a 133-97 Oklahoma victory at Norman during the 1986-87 season, a game that ranked as the highest scoring contest in Big Eight history. Three NU-OU battles in the 1990s saw both teams post 100 points.
► On the reverse side, Nebraska's 53-43 win in 1997-98 marked the lowest winning point total for the Huskers in 420 games, dating back to the 1983-84 season. It was also the fewest points by a league opponent in 14 years.

Husker-Sooner Superlatives

Most consecutive wins (year ended): Nebraska, nine (1970-71); Oklahoma 11 (1946-47)
Most points scored: Nebraska, 117, at Kansas City, Mo., March 8, 1991 (OT); Oklahoma, 133, at Norman, Feb. 21, 1987
Highest combined score: 230, Oklahoma, 133, Nebraska, 97, at Norman, Feb. 21, 1987;
Nebraska, 117, Oklahoma, 113, at Kansas City, Mo., March 8, 1991 (OT)
Biggest winning margin: Nebraska, 27, at Lincoln, Feb. 24, 1936 (55-28); Oklahoma, 41, at Norman, Jan. 31, 1990 (105-64)
Individual scoring high: Nebraska, 42, Eric Piatkowski, at Kansas City, Mo., March 11, 1994; Oklahoma, 38, Gerald Tucker, at Norman, Feb. 17, 1947

In Lincoln: NU leads, 44-37
At Devaney Center: OU leads, 13-11
In Norman: OU leads, 56-20
At Lloyd Noble Center: OU leads, 20-4
In Kansas City: NU leads, 14-5
At Kemper Arena: NU leads, 7-2
In Phillips 66 Big Eight/Big 12 Tournament: Nebraska leads, 3-2

Year	Site	Result	Score
1920-21	H	W	34-20
	H	W	32-21
1921-22	A	L	21-29
	H	W	39-34
1922-23	H	W	25-19
	A	L	25-31
1923-24	H	W	35-21
	H	L	20-32
1924-25	A	W	23-18
	H	W	31-17
1926-27	A	W	37-29
	H	W	36-26
1927-28	H	L	36-38
	A	L	28-43
1928-29	A	L	20-29
	H	L	34-39
1929-30	H	W	35-30
	A	W	47-37
1930-31	A	W	36-30
	H	W	41-30
1931-32	H	L	34-37
	A	L	32-46
1932-33	A	L	35-39
	H	L	27-38
1933-34	H	L	36-44
	A	L	23-53

1934-35	A	L	32-38
	H	W	32-24
1935-36	A	W	40-33
	H	W	55-28
1936-37	H	L	31-34
	A	W	33-29
1937-38	A	L	48-50
	H	W	52-42
1938-39	A	L	39-56
	H	L	45-53
1939-40	H	L	41-56
	A	L	28-45
1940-41	H	L	29-40
	A	W	43-42
1941-42	A	L	29-37
	H	L	41-46
1942-43	H	L	32-56
	A	L	48-65
1943-44	A	L	35-45
	H	L	32-43
1944-45	H	L	37-44
	A	L	45-48
1945-46	A	L	48-70
	H	L	44-51
1946-47	*N	L	52-63
	H	W	44-41
	A	L	49-63
1947-48	A	L	57-79
	H	L	74-81
1948-49	A	L	45-47
	H	L	49-56
	**N	W	57-56
1949-50	A	W	57-55
	H	L	48-64
1950-51	A	L	49-72
	H	W	46-44
1951-52	H	W	67-66
	A	L	59-65
1952-53	A	W	59-53
	H	L	70-78
1953-54	*N	L	70-86
	H	W	76-72
	A	L	68-76
1954-55	H	W	75-67
	A	L	76-78
1955-56	A	W	68-61 (OT)
	H	W	64-63 (OT)
1956-57	A	L	53-55
	H	W	64-55
1957-58	H	W	57-54
	A	L	39-66
1958-59	*N	W	60-43
	A	L	48-54
	H	L	54-65
1959-60	A	L	54-63
	H	L	49-50
1960-61	A	L	58-69
	H	W	83-61
1961-62	H	W	57-56
	A	W	71-69
1962-63	*N	W	93-86
	A	L	77-84
	H	L	75-77
1963-64	*N	L	66-75
	H	W	76-69
	A	L	76-82
1964-65	A	L	82-89
	H	W	67-63
1965-66	*N	W	92-79
	H	W	86-78
	A	W	85-81
1966-67	A	L	87-99
	H	W	97-78
1967-68	*N	W	75-65
	H	W	110-90
	A	W	89-83

1968-69	*N	W	70-47
	H	W	90-83
	A	W	70-64
1969-70	A	W	70-60
	H	W	79-66
1970-71	A	L	67-79
	H	L	56-65
1971-72	*N	W	84-68
	H	W	77-70
	A	L	70-72
1972-73	H	W	74-67
	A	L	59-67
1973-74	H	W	63-58
	A	L	68-85
1974-75	*N	W	75-64
	A	W	68-61
	H	L	57-65
1975-76	*N	W	75-53
	H	W	68-67
	A	L	60-65
1976-77	*N	W	66-56
	H	L	58-65
	A	L	62-72
1977-78	*N	W	75-68
	A	W	78-64
	H	L	68-74
1978-79	*N	W	69-53
	H	W	74-56
	A	L	58-79
1979-80	H	W	59-58
	A	L	60-78
	***H	W	75-68
1980-81	A	W	71-59
	H	W	90-63
1981-82	A	L	48-51
	H	W	65-51
1982-83	H	W	60-59
	A	L	71-84
1983-84	H	L	67-78
	A	L	70-79
1984-85	A	L	74-83
	H	L	62-65
1985-86	A	L	60-87
	H	W	66-64
1986-87	H	L	66-80
	A	L	97-133
1987-88	H	L	77-92
	A	L	93-113
1988-89	H	L	81-89
	A	L	76-103
1989-90	A	L	64-105
	H	L	66-88
	***N	L	65-78
1990-91	A	W	111-99
	H	W	105-93
	***N	W	117-113 (OT)
1991-92	H	L	76-79
	A	L	97-106
	***N	L	85-107
1992-93	A	L	89-102
	H	W	94-83
1993-94	H	L	76-79
	A	L	111-115 (OT)
	***N	W	105-88
1994-95	A	L	72-82
	H	W	71-59
1995-96	A	L	100-117 (3OT)
	H	L	76-80 (OT)
1996-97	A	L	77-84
1997-98	H	W	53-43
1998-99	A	W	96-81
1999-2000	H	L	54-62
2000-01	A	L	66-77
2001-02	H	L	51-78

* at Kansas City
 **Big Seven Playoff, at Kansas City, Mo.
 ***Phillips 66 Big Eight Tournament

Oklahoma State (NU leads 59-47)

Husker-Cowboy Notes

- ▶ OSU has won 18 of the last 26 meetings.
- ▶ OSU has won seven of the last 11 meetings in Lincoln after going winless in its first 13 games at the Devaney Center.
- ▶ Nebraska ended undefeated OSU seasons twice in the 1990s. In 1996-97, OSU was 11-0 before a 67-62 Husker win in Stillwater. In 1991-92, OSU entered the game in Lincoln with a 20-0 record and ranked second in the nation, but Nebraska rolled to an 85-69 win.
- ▶ The Huskers dropped a 52-32 decision to the Cowboys in a 1949 NCAA District Playoff game at Kansas City, Mo. That game was NU's first-ever postseason tournament game.

Husker-Cowboy Superlatives

- Most consecutive wins (year ended):
 Nebraska, eight (1968-69); Oklahoma State, five (1958-59)
- Most points scored: Nebraska, 89, at Lincoln, March 2, 1994; Oklahoma State, 103, at Lincoln, Feb. 14, 1990
- Highest combined score: 187, Oklahoma State, 103, Nebraska, 84, at Lincoln, Feb. 14, 1990
- Biggest winning margin: Nebraska, 21 twice, March 7, 1966 (85-64), Jan. 30, 1971 (80-59); Oklahoma State, 40, at Stillwater, Feb. 18, 1995 (93-53)
- Individual scoring high: Nebraska, 34, Chuck Jura, at Stillwater, Jan. 26, 1972; Oklahoma State, 35, Byron Houston, at Lincoln, Feb. 14, 1990

- In Lincoln: NU leads, 33-12
 At Devaney Center: NU leads, 18-7
 In Stillwater: OSU leads, 29-14
 At Gallagher-Iba Arena: OSU leads, 27-14
 In Kansas City: NU leads, 12-6
 At Kemper Arena: NU leads, 4-1
 In the Phillips 66 Big Eight/Big 12 Tournament: Nebraska leads, 4-1

Year	Site	Result	Score
1926-27	A	L	24-27
	H	W	35-25
1927-28	H	L	21-32
	A	L	43-47
1935-36	*N	L	19-36
1947-48	*N	L	46-47
1948-49	*N	L	35-52
1958-59	*N	W	55-48
	H	W	47-44
	A	L	39-54
1959-60	A	L	47-52
	H	W	54-47
1960-61	*N	W	70-61
	A	L	47-55
	H	L	61-65
1961-62	*N	W	52-51
	H	W	57-56
	A	L	64-65
1962-63	A	L	41-51
	H	W	49-48
1963-64	H	W	54-53
	A	L	45-81
1964-65	*N	L	61-74
	A	L	54-93
	H	L	53-55
1965-66	A	W	45-41
	H	W	85-64
1966-67	*N	W	73-64
	A	W	67-57

1967-68	H	W	88-71
	*N	W	48-46
	A	W	63-62
	H	W	82-73
1968-69	H	L	52-76
	A	L	63-72
1969-70	A	L	58-81
	H	W	61-55
1970-71	*N	W	71-58
	H	W	80-59
	A	W	57-55
1971-72	*N	W	64-56
	H	W	73-59
	A	W	64-63
1972-73	*N	L	73-75
	H	L	55-68
	A	W	76-64
1973-74	*N	W	69-62
	A	L	66-79
	A	W	71-63
1974-75	H	W	73-58
	A	W	59-58
1975-76	*N	W	56-49
	A	W	52-48
	H	W	60-54
1976-77	H	W	66-54
	A	L	60-62
1977-78	*N	W	70-58
	H	W	63-57
	A	W	67-56
	**H	W	71-63
1978-79	A	L	57-66
	H	W	76-67
1979-80	H	W	74-73 (OT)
	A	L	68-83
1980-81	A	L	70-81
	H	W	62-54
1981-82	A	L	50-52
	H	W	75-63
	**H	W	*60-49
1982-83	A	L	63-71 (2OT)
	H	W	77-68
1983-84	H	W	54-52 (OT)
	A	W	67-64
1984-85	A	L	66-68
	H	W	66-48
1985-86	A	W	62-61
	H	W	68-52
	*N	W	82-75
1986-87	H	W	73-66
	A	W	79-77 (OT)
1987-88	H	L	56-72
	A	L	73-90
1988-89	A	L	69-82
	H	W	79-77
1989-90	A	L	71-84
	H	L	84-103
1990-91	H	W	68-81
	A	L	69-80
1991-92	H	W	85-69
	A	L	51-72
1992-93	A	L	73-78
	H	L	63-73
1993-94	A	L	80-98
	H	W	89-81
	**N	W	77-68
1994-95	H	L	65-82
	A	L	53-93
	**N	L	48-68
1995-96	A	W	66-57
	H	L	57-72
1996-97	H	W	77-68
1997-98	A	W	67-62
1998-99	H	L	48-60
1999-2000	A	L	55-94
2000-01	H	W	78-75 (OT)

2001-02 A L 63-70

*at Kansas City

**Phillips 66 Big Eight Tournament

Texas (NU trails 4-9)

Husker-Longhorn Notes

► Nebraska defeated No. 23 Texas at Lincoln in 2001, giving first-year head coach Barry Collier his first Big 12 victory and first win over a ranked opponent at Nebraska.

► Texas posted a 67-48 victory at Austin in the second round of the 1978 NIT, as the Longhorns went on to win the NIT title.

► Texas had three 20-point scorers against NU in 1997-98.

Husker-Longhorn Superlatives

Most consecutive wins (year ended):

Nebraska, one, three times; Texas three (1995-96)

Most points scored: Nebraska, 91, at Austin, Jan. 21, 1998; Texas, 105, at Austin, Jan. 21, 1998

Highest combined score: 196, Texas, 105, Nebraska, 91, at Austin, Jan. 21, 1998

Biggest winning margin: Nebraska, 16, at Lincoln, Jan. 3, 1996, (85-69); Texas, 28, at Austin, Jan. 4, 1995 (102-74)

Individual scoring high: Nebraska, 35, Eric Piatkowski, at Lincoln, Nov. 28, 1993; Texas, 35, Terrence Rencher, at Lincoln, Nov. 28, 1993

In Lincoln: NU leads, 4-2

At Devaney Center: NU leads, 3-2

In Austin: UT leads, 7-0

In Erwin Center: UT leads, 4-0

Year	Site	Result	Score
1964-65	A	L	73-77
1965-66	H	W	75-64
1977-78*	A	L	47-68
1993-94	H	L	75-78
1994-95	A	L	74-102
1995-96	H	W	85-69
1996-97	A	L	81-83 (OT)
	H	W	79-67
1997-98	A	L	91-105
1998-99	H	L	76-89
1999-2000	A	L	55-82
2000-01	H	W	80-67
2001-02	H	L	66-77

*NIT

Texas A&M (NU leads 8-2)

Husker-Aggie Notes

► NU has won five of six meetings as Big 12 schools, including a 75-58 road victory in 1998, the Huskers' largest margin of victory on the road in the league in the last eight seasons.

► Nebraska's 97-69 victory in 2001 marked its largest conference margin of victory since the 1994 campaign (vs. Colorado), as the Huskers' five seniors combined for 74 points.

Husker-Aggie Superlatives

Most consecutive wins (year ended):

Nebraska, five (1988-99); Texas A&M, one (1987-88)

Most points scored: Nebraska, 97, at Lincoln, Feb. 28, 2001; Texas A&M, 72, at Lincoln, Jan. 11, 1997, and at College Station, Feb. 20, 2002

Highest combined score: 166, Nebraska, 97, Texas A&M, 69, at Lincoln, Feb. 28, 2001

Biggest winning margin: Nebraska, 32, at Lincoln, Dec. 2, 1987, (92-60); Texas A&M, 7, at College Station, March 4, 2000 (76-83)
Individual scoring high: Nebraska, 29, Tyronn Lue, at Lincoln, Jan. 11, 1997; Texas A&M, 28, Tony McGinnis, at Lincoln, Dec. 20, 1991

In Lincoln: NU leads, 5-0

At Devaney Center: NU leads, 5-0

In College Station: Series tied, 2-2

In Houston: NU leads, 1-0

Year	Site	Result	Score
1969-70	N	W	78-69
1986-87	A	L	64-66
1987-88	H	W	92-60
1991-92	H	W	91-68
1996-97	H	W	74-72
1997-98	A	W	75-58
1998-99	H	W	87-68
1999-2000	A	L	76-83 (OT)
2000-01	H	W	97-69
2001-02	A	W	82-72

Texas Tech (NU leads 11-6)

Husker-Red Raider Notes

► Nebraska has won seven of the last 10 in the series, after Tech had won the previous three meetings.

► The Huskers' 80-69 victory over No. 20/23 Texas Tech in 2002 gave NU coach Barry Collier a 4-2 mark against Bob Knight-coached teams.

► Nebraska has not won a contest over the Red Raiders in Lubbock since 1989.

Husker-Red Raider Superlatives

Most consecutive wins (year ended): Nebraska three, twice; Texas Tech, three (1988-89)

Most points scored: Nebraska, 82, at Lincoln, Feb. 25, 1998; Texas Tech, 87, at Lubbock, Feb. 8, 1997

Highest combined score: 161, Texas Tech, 87, Nebraska, 74, at Lubbock, Feb. 8, 1997

Biggest winning margin: Nebraska, 19, at Kansas City, March 4, 1999, (69-50); Texas Tech, 16, at Lincoln, Dec. 9, 1963 (76-60)

Individual scoring high: Nebraska 30, Charlie Jones, at Lubbock, Dec. 1, 1962; Texas Tech 33, Cory Carr, at Lubbock, Feb. 8, 1997

In Lincoln: NU leads, 6-2

At Devaney Center: NU leads, 4-1

In Lubbock: Series tied, 4-4

In Kansas City: NU leads, 1-0

Year	Site	Result	Score
1955-56	H	W	69-63 (OT)
1956-57	A	W	67-66
1958-59	H	W	54-46
1962-63	A	W	68-66
1963-64	H	L	60-76
1964-65	A	L	78-82
1983-84	H	L	45-59
1984-85	A	W	79-74 (OT)
1988-89	A	W	71-69
1989-90	H	W	76-69
1996-97	A	L	74-87
1997-98	H	W	82-65
1998-99	A	L	68-73
	*N	W	69-50
1999-2000	H	W	70-67
2000-01	A	L	64-65
2001-02	H	W	80-69

* -Phillips 66 Big 12 Tournament

2002-03 Big 12 Composite Schedule

Saturday, Nov. 2

#EA Sports at Missouri, 7 p.m.
#Illinois All-Stars at Iowa State

Monday, Nov. 4

#EA Sports All-Stars at Kansas, 7 p.m.
#Tarleton State at Texas, 7 p.m.

Thursday, Nov. 7

#EA Sports All-Stars at Kansas State, 7 p.m.
#EA Sports at Nebraska, 7:05 p.m.
#EA Sports at Texas Tech, 8:15 p.m.

Friday, Nov. 8

#Mid-West All Stars at Missouri, 7 p.m.

Saturday, Nov. 9

#Global Sports at Oklahoma, 7 p.m.

Sunday, Nov. 10

#EA Sports All-Stars at Texas, 4 p.m.

Monday, Nov. 11

#MBC Nikolaev at Texas A&M, 7 p.m.

Tuesday, Nov. 12

#Washburn at Kansas, 7 p.m.
#Global Sports at Oklahoma State, 7 p.m.
#Northern State at Colorado, 8 p.m.

Wednesday, Nov. 13

#Houston Superstars at Baylor, 7 p.m.
#Athletes First at Kansas State, 7 p.m.

Thursday, Nov. 14

#Sports Tours at Nebraska, 7:05 p.m.
1-Oklahoma vs. Alabama, ESPN2, 8:15 p.m.
#Athletes First at Texas Tech, 8:15 p.m.

Friday, Nov. 15

1-Texas vs. Georgia, ESPN2, 8 p.m.

Sunday, Nov. 17

#Athletes First at Oklahoma, 3 p.m.
#EA Sports All-Stars at Colorado, 8 p.m.

Monday, Nov. 18

#Global Sports at Iowa State, 7 p.m.
#Branch West Basketball at Oklahoma State, 7 p.m.

Tuesday, Nov. 19

#Texas Bluechips at Baylor, 7 p.m.
#EA Sports All-Stars at Texas A&M, 7 p.m.
2-Holy Cross at Kansas, ESPN, 8 p.m.

Thursday, Nov. 21

3-Nebraska vs. Centenary, Midnight

Friday, Nov. 22

2-UNC Greensboro/Wagner at Kansas, ESPN2, 6 p.m.
American at Missouri, 7 p.m.
Yale at Oklahoma State, 7 p.m.
Cal Poly at Colorado, 8 p.m.
4-UC Irvine at Oklahoma, 8:15 p.m.
UNC-Wilmington at Texas Tech, 8:15 p.m.
5-Kansas State vs. TBD

Saturday, Nov. 23

Stephen F. Austin at Texas, 7 p.m.
4-Princeton/Western Michigan at Oklahoma, 6/8:15 p.m.
5-Kansas State vs. BYU, 4:15 p.m.
6-Baylor vs. Alcorn State, 7 p.m.
3-Nebraska vs. Wisconsin-Green Bay/Alaska-Fairbanks

Sunday, Nov. 24

5-Kansas State vs. Toledo, 4:15 p.m.
Texas Southern at Texas A&M, 7 p.m.
Stetson at Colorado, 8 p.m.
3-Nebraska vs. TBD

Monday, Nov. 25

Coe College at Iowa State, 7 p.m.
5-Kansas State vs. TBD

Tuesday, Nov. 26

Texas A&M at Miami, 7 p.m.
SMU at Texas Tech, 8:15 p.m.

Wednesday, Nov. 27

Northwestern State at Baylor, 7 p.m.
Texas-Arlington at Texas, 7 p.m.
Colorado at New Mexico State, 8:05 p.m.
2-Kansas vs. TBD, ESPN2 (semifinals)
7-Oklahoma State at Alaska-Anchorage, 10:30 p.m.

Friday, Nov. 29

Mercer at Iowa State, 7 p.m.
2-Kansas vs. TBD, ESPN2 (finals)
7-Oklahoma State vs. College of Charleston/Wyoming

Saturday, Nov. 30

Austin Peay at Missouri, 1 p.m.
8-Texas A&M vs. LSU, 1:30 p.m.
8-Texas vs. Seton Hall, 4 p.m.
8-Baylor vs. Houston, 7:30 p.m.
Northwestern at Kansas State, 7 p.m.
Prairie View A&M at Oklahoma, 7 p.m.
Texas Tech at Texas-El Paso, 8:05 p.m.
7-Oklahoma State vs. TBD

Sunday, Dec. 1

Texas-San Antonio at Nebraska, 2:05 p.m.

Monday, Dec. 2

Jackson State at Iowa State, 7 p.m.
Sacramento State at Missouri, 7 p.m.
Oakland at Texas A&M, 7 p.m.

Tuesday, Dec. 3

Georgia at Colorado, 8 p.m.
Texas Tech at TCU, 8:05 p.m.

Wednesday, Dec. 4

Southwest Texas at Baylor, 7 p.m.
Central Missouri State at Kansas, 7 p.m.
Arkansas-Pine Bluff at Kansas State, 7 p.m.
Tennessee at Texas A&M, 7 p.m.

Thursday, Dec. 5

Hartford at Oklahoma State, 7 p.m.
Nebraska at South Florida, ESPN2, 6 p.m.

Friday, Dec. 6

9-Western Illinois at Iowa State, 8 p.m.

Saturday, Dec. 7

10-Texas vs. George Washington, Noon
Colorado at Missouri-Kansas City, 1 p.m.
Nicholls State at Texas Tech, 2:15 p.m.
Kansas vs. Oregon, CBS, 2:30 p.m. (Portland, Ore.)
TCU at Baylor, 3 p.m.
Texas A&M at Prairie View A&M, 3:30 p.m.
11-Missouri vs. Southern California, 6 p.m.
Kansas State at Wisconsin-Green Bay, 7 p.m.
Hartford at Oklahoma, 7 p.m.
9-SUNY-Binghamton/Denver at Iowa State, 8 p.m.

Sunday, Dec. 8

Minnesota at Nebraska, 2:05 p.m.
Northwestern State at Oklahoma State, 3 p.m.
10-Texas vs. Maryland/Notre Dame, Noon/2:30 p.m.

Monday, Dec. 9

Wisconsin-Green Bay at Missouri, 7 p.m.

Tuesday, Dec. 10

Boston College at Iowa State, ESPN, 6 p.m.

Wednesday, Dec. 11

Louisiana-Monroe at Baylor, 7 p.m.
Kansas at Tulsa, 7 p.m.
Texas-Pan American at Kansas State, 7 p.m.
Chicago State at Colorado, 8 p.m.

Friday, Dec. 13

Iowa State at Iowa, 7 p.m.

Saturday, Dec. 14

Coppin State at Oklahoma, 3 p.m.
Memphis at Missouri, ESPN, 4:30 p.m.
Montana State at Baylor, 7 p.m.
Emporia State at Kansas, 7 p.m.
Kansas State at Wichita State, 7 p.m.
IPFW at Nebraska, 7:05 p.m.
Texas Tech at Wyoming, 9 p.m.

Sunday, Dec. 15

Savannah State at Iowa State, 1 p.m.
Fresno State at Oklahoma State, 1 p.m.
Texas-San Antonio at Texas A&M, 2 p.m.
Texas at Arizona, 3:30 p.m.

Wednesday, Dec. 18

New Mexico State at Texas Tech, ESPN, 6 p.m.
Missouri-Kansas City at Oklahoma State, 7 p.m.

Thursday, Dec. 19

McNeese State at Texas, 7 p.m.

Friday, Dec. 20

Lipscomb at Kansas State, 8 p.m.

Saturday, Dec. 21

Oklahoma State at Wichita State, 1:30 p.m.
New Mexico State at Texas Tech, 2:15 p.m.
UCLA at Kansas, CBS, 4 p.m.
Georgia State at Oklahoma, 4 p.m.
Missouri vs. Illinois, ESPN, 4:30 p.m. (St. Louis, Mo.)
Baylor at SMU, 7:05 p.m.
Colorado at Rice, 7:05 p.m.
Creighton at Nebraska, 7:05 p.m.

Sunday, Dec. 22

Drake at Iowa State, 1 p.m.
Oregon State at Kansas State, 1 p.m.
Louisiana-Monroe at Texas A&M, 3 p.m.
Princeton at Texas, ESPN, 4 p.m.

Monday, Dec. 23

North Texas at Colorado, 8 p.m.

Friday, Dec. 27

12-Colorado vs. UL Lafayette, ESPN2, 12:30 p.m.
13-Texas A&M vs. Princeton, 8:30 p.m.
14-Nebraska vs. UC Santa Barbara

Saturday, Dec. 28

15-Oklahoma vs. Mississippi State, Noon
Texas Tech at Minnesota, ESPN+, 1 p.m.
12-Colorado at Charlotte, ESPN2, 1:30 p.m.
16-Kansas vs. California, ABC, 2:30 p.m.
14-Nebraska vs. Bucknell/Arizona State
13-Texas A&M vs. Santa Clara/Mississippi Valley State,
6/8:30 p.m.

Sunday, Dec. 29

12-Colorado vs. Loyola-Chicago, 1:30 p.m.
Monmouth at Kansas State, 2 p.m.
Iowa State at Northern Iowa, 7 p.m.

Monday, Dec. 30

Valparaiso at Missouri, 7 p.m.
UNC Asheville at Oklahoma, 7 p.m.
Arkansas at Oklahoma State, 7 p.m.
Louisiana Tech at Texas, 7 p.m.
North Texas at Baylor, 8 p.m.

Tuesday, Dec. 31

Eastern Washington at Nebraska, 2:05 p.m.
Arkansas-Pine Bluff at Iowa State, 6 p.m.

Wednesday, Jan. 1

Houston at Texas Tech, 2:15 p.m.

Thursday, Jan. 2

UNC Asheville at Kansas, 7 p.m.
St. Louis at Kansas State, 7 p.m.
Centenary at Texas A&M, 7 p.m.

Saturday, Jan. 4

17-Kansas vs. Missouri-Kansas City, 2 p.m.
 Denver at Nebraska, 2:05 p.m.
 Texas-Pan American at Baylor, 3 p.m.
 Missouri at Iowa, ESPN, 3:05 p.m.
 18-Oklahoma State vs. BYU, ESPN2, 5:30 p.m.
 18-Oklahoma vs. Michigan State, ESPN, 8 p.m.
 Pennsylvania at Colorado, 8 p.m.

Sunday, Jan. 5

Mount St. Mary's at Texas, 1 p.m.

Monday, Jan. 6

Central Florida at Kansas State, 7 p.m.
 *Kansas at Iowa State, ESPN, 8 p.m.
 Texas Tech at San Diego State, ESPN, 11 p.m.

Tuesday, Jan. 7

Mount St. Mary's at Baylor, 7 p.m.
 Colorado State at Colorado, 7 p.m.
 Centenary at Missouri, 7 p.m.
 Connecticut at Oklahoma, ESPN2, 7 p.m.
 Lipscomb at Nebraska, 7:05 p.m.

Wednesday, Jan. 8

Texas A&M-Corpus Christi at Oklahoma State, 7 p.m.

Saturday, Jan. 11

*Nebraska at Kansas, ESPN+, 12:45 p.m.
 *Colorado at Oklahoma, ESPN+, 3 p.m.
 *Baylor at Missouri, 6 p.m.
 *Texas Tech at Kansas State, 6 p.m.
 *Oklahoma State at Texas A&M, 6 p.m.
 *Iowa State at Texas, ESPN+, 8 p.m.

Monday, Jan. 13

Missouri at Syracuse, ESPN, 6 p.m.
 *Oklahoma at Oklahoma State, ESPN, 8 p.m.

Wednesday, Jan. 15

*Texas A&M at Nebraska, 7:05 p.m.
 Wyoming at Kansas, ESPN2, 8 p.m.
 *Kansas State at Colorado, ESPN+, 8 p.m.
 *Texas at Baylor, ESPN+, 8 p.m.

Saturday, Jan. 18

*Baylor at Texas Tech, 12:15 p.m.
 *Missouri at Oklahoma State, ESPN+, 12:45 p.m.
 *Oklahoma at Iowa State, ESPN+, 3 p.m.
 *Kansas State at Kansas, 7 p.m.
 *Texas A&M at Texas, 7 p.m.
 *Colorado at Nebraska, 7:05 p.m.

Monday, Jan. 20

*Texas Tech at Oklahoma, ESPN, 8 p.m.

Tuesday, Jan. 21

*Iowa State at Missouri, 7 p.m.
 *Oklahoma State at Baylor, 8 p.m.

Wednesday, Jan. 22

*Nebraska at Kansas State, 7 p.m.
 *Kansas at Colorado, ESPN+, 8 p.m.

Saturday, Jan. 25

Arizona at Kansas, CBS, Noon
 *Nebraska at Iowa State, ESPN+, 12:45 p.m.
 *Missouri at Texas, ESPN+, 3 p.m.
 *Kansas State at Texas A&M, 3 p.m.
 *Oklahoma at Baylor, 5 p.m.

Sunday, Jan. 26

*Oklahoma State at Texas Tech, ESPN+, 1 p.m.

Monday, Jan. 27

*Texas at Kansas, ESPN, 8 p.m.

Tuesday, Jan. 28

*Texas A&M at Oklahoma, ESPN2, 6 p.m.

Wednesday, Jan. 29

*Iowa State at Oklahoma State, 7 p.m.
 *Missouri at Nebraska, 7:05 p.m.
 *Colorado at Texas Tech, 8:15 p.m.

Saturday, Feb. 1

*Oklahoma at Kansas State, ESPN+, 12:45 p.m.

*Kansas at Nebraska, ESPN, 1 p.m.
 *Colorado at Missouri, ESPN+, 3 p.m.
 *Oklahoma State at Texas, ESPN+, 3 p.m.
 *Texas Tech at Texas A&M, 5:30 p.m.
 *Baylor at Iowa State, 7 p.m.

Monday, Feb. 3

*Missouri at Kansas, ESPN, 8 p.m.

Tuesday, Feb. 4

*Texas A&M at Baylor, 7 p.m.
 *Texas at Colorado, 8 p.m.

Wednesday, Feb. 5

*Kansas State at Oklahoma State, 7 p.m.
 *Nebraska at Texas Tech, 8:15 p.m.

Saturday, Feb. 8

*Kansas at Kansas State, ESPN+, 12:45 p.m.
 *Baylor at Oklahoma, ESPN+, 3 p.m.
 *Iowa State at Colorado, ESPN+, 3 p.m.
 *Texas at Texas A&M, ESPN2, 7 p.m.

Sunday, Feb. 9

*Texas Tech at Missouri, ABC, 12:30 p.m.
 Oklahoma State at Cincinnati, ABC, 2:30 p.m.

Monday, Feb. 10

*Oklahoma at Texas, ESPN, 8 p.m.

Tuesday, Feb. 11

*Colorado at Kansas State, 7 p.m.
 *Kansas at Baylor, ESPN+, 8 p.m.

Wednesday, Feb. 12

*Oklahoma State at Nebraska, 7:05 p.m.
 *Missouri at Texas A&M, 7 p.m.
 *Texas Tech at Iowa State, 7 p.m.

Saturday, Feb. 15

*Texas at Nebraska, ESPN+, 12:45 p.m.
 *Kansas State at Missouri, ESPN+, 3 p.m.
 *Oklahoma at Texas Tech, ESPN+, 3 p.m.
 *Baylor at Oklahoma State, 7 p.m.
 *Texas A&M at Colorado, 8 p.m.

Sunday, Feb. 16

*Iowa State at Kansas, ESPN+, Noon

Monday, Feb. 17

*Texas Tech at Texas, ESPN+, 8 p.m.

Tuesday, Feb. 18

*Nebraska at Missouri, 7 p.m.

Wednesday, Feb. 19

*Colorado at Kansas, 6:30 p.m.
 *Baylor at Kansas State, 7 p.m.
 *Iowa State at Texas A&M, 7 p.m.
 *Oklahoma State at Oklahoma, ESPN+, 8 p.m.

Saturday, Feb. 22

*Kansas State at Iowa State, ESPN+, 12:45 p.m.
 *Texas A&M at Texas Tech, ESPN+, 12:45 p.m.
 *Nebraska at Baylor, 2 p.m.
 *Texas at Oklahoma State, ESPN+, 3 p.m.
 *Missouri at Colorado, ESPN, 8 p.m.

Sunday, Feb. 23

*Kansas at Oklahoma, CBS, 3 p.m.

Monday, Feb. 24

*Texas Tech at Oklahoma State, ESPN, 8 p.m.

Tuesday, Feb. 25

*Colorado at Iowa State, 7 p.m.
 *Kansas State at Nebraska, 7:05 p.m.

Wednesday, Feb. 26

*Texas A&M at Kansas, 6:30 p.m.
 *Baylor at Texas, 7 p.m.
 *Oklahoma at Missouri, ESPN+, 8 p.m.

Saturday, March 1

*Oklahoma State at Kansas, ABC, Noon
 *Missouri at Kansas State, ESPN+, 12:45 p.m.
 *Colorado at Baylor, 3 p.m.

*Oklahoma at Texas A&M, ESPN+, 3 p.m.
 *Texas at Texas Tech, CBS, 3 p.m.
 *Iowa State at Nebraska, 7:05 p.m.

Monday, March 3

*Kansas at Texas Tech, ESPN, 8 p.m.

Tuesday, March 4

*Kansas State at Texas, 7 p.m.
 *Nebraska at Oklahoma, 7 p.m.

Wednesday, March 5

*Baylor at Texas A&M, 7 p.m.
 *Missouri at Iowa State, 7 p.m.
 *Oklahoma State at Colorado, 8 p.m.

Saturday, March 8

*Texas A&M at Oklahoma State, ESPN+, 12:45 p.m.
 *Texas at Oklahoma, ABC, 2:30 p.m.
 *Texas Tech at Baylor, ESPN+, 3 p.m.
 *Iowa State at Kansas State, 7 p.m.
 *Nebraska at Colorado, 8 p.m.

Sunday, March 9

*Kansas at Missouri, CBS, 1 p.m.

2003 Phillips 66 Big 12 Tournament (7th)

American Airlines Center - Dallas, Texas

Thursday, March 13

Game 1 - Seed #9 vs. Seed #8, Noon
 Game 2 - Seed #12 vs. Seed #5, 2:20 p.m.*
 Game 3 - Seed #10 vs. Seed #7, 6 p.m.
 Game 4 - Seed #11 vs. Seed #6, 8:20 p.m.*

Friday, March 14

Game 5 - Winner Game 1 vs. Seed #1, Noon
 Game 6 - Winner Game 2 vs. Seed #4, 2:20 p.m.*
 Game 7 - Winner Game 3 vs. Seed #2, 6 p.m.
 Game 8 - Winner Game 4 vs. Seed #3, 8:20 p.m.*

Saturday, March 15

Game 9 - Winner Game 5 vs. Winner Game 6, 1 p.m.
 Game 10 - Winner Game 7 vs. Winner Game 8, 3:20 p.m.*

Sunday, March 16

Game 11 - Winner Game 9 vs. Winner Game 10, 2 p.m.

*or 30 minutes following the conclusion of previous game
 Game 11 on ESPN. Other games on ESPN+.

In-season Tournament Key:

1-Coaches vs. Cancer, New York, N.Y.
 2-Preseason NIT
 3-Top of the World Classic, Fairbanks, Alaska
 4-Sooner Invitational, Norman, Okla.
 5-Paradise Jam Tournament, St. Thomas, U.S. Virgin Islands
 6-Dallas Lonestar Basketball Classic, Dallas, Texas
 7-Carrs/Safeway Great Alaska Shootout, Anchorage, Alaska
 8-Space City Basketball Classic, Houston, Texas
 9-Cyclone Challenge, Ames, Iowa
 10-BB&T Classic, Washington, D.C.
 11-John R. Wooden Classic, Anaheim, Calif.
 12-Pepsi Holiday Classic, Charlotte, N.C.
 13-Cable Car Classic, Santa Clara, Calif.
 14-ASU Hoops Classic, Tempe, Ariz.
 15-Sugar Bowl Classic, New Orleans, La.
 16-Pete Newell Challenge, Oakland, Calif.
 17-Feist Shootout, Kansas City, Mo.
 18-Touchstone Energy All-College Classic, Oklahoma City, Okla.

Postseason Tournament Sites and Dates

2003 NCAA Tournament

65-team Field
Selection Date: March 16

Opening Round

March 18 (Tuesday)
Site: Dayton Arena in Dayton, Ohio

First- and Second-Round Sessions

March 20 & 22 (Thursday & Saturday)
Site (host): Ford Center (Big 12 Conference) in Oklahoma City, Okla.
Site (host): John M. Huntsman Center (Utah) in Salt Lake City, Utah
Site (host): RCA Dome (Butler/Horizon League) in Indianapolis, Ind.
Site (host): Spokane Arena (Washington State) in Spokane, Wash.

March 21 & 23 (Friday & Sunday)

Site (host): FleetCenter (Boston College) in Boston, Mass.
Site (host): Birmingham-Jefferson Civic Center (Southeastern Conference) in Birmingham, Ala.
Site (host): St. Pete Times Forum (South Florida) in Tampa, Fla.
Site (host): Gaylord Entertainment Center (Vanderbilt) in Nashville, Tenn.

Regionals

March 27 & 29 (Thursday & Saturday)
West (host): Arrowhead Pond of Anaheim (Big West Conference) at Anaheim, Calif.
Midwest (host): Hubert H. Humphrey Metrodome (Minnesota) in Minneapolis, Minn.

March 28 & 30 (Friday & Sunday)

East (host): Pepsi Arena (MAAC/Siena) in Albany, N.Y.
South (host): Alamodome (UT-San Antonio) in San Antonio, Texas

Final Four

April 5 & 7 (Saturday & Monday)
Site (host): Louisiana Superdome (Sun Belt Conference/University of New Orleans) in New Orleans, La.

Future Final Four Sites

- 2004 Alamodome, San Antonio, Texas (April 3 & 5)
Host: University of Texas at San Antonio
- 2005 Trans World Dome, St. Louis, Mo.
Host: Missouri Valley Conference
- 2006 RCA Dome (April 1 & 3)
Host: Butler University/Midwestern Collegiate Conference
- 2007 Georgia Dome, Atlanta, Ga.
Host: Georgia Tech

2003 NIT

First Round: Campus Sites
Second Round: Campus Sites
Third Round: Campus Sites
Semifinals: Madison Square Garden, New York, N.Y.
Finals: Madison Square Garden, New York, N.Y.

2003 Phillips 66 Big 12 Tournament

All games at American Airlines Arena, Dallas, Texas
Thursday, March 13, First Round
Game 1--Seed #9 vs. Seed #8, Noon
Game 2--Seed #12 vs. Seed #5, 2:20 p.m.
Game 3--Seed #10 vs. Seed #7, 6:05 p.m.
Game 4--Seed #11 vs. Seed #6, 8:20 p.m.

Friday, March 14, Quarterfinals

Game 5--Winner Game 1 vs. Seed #1, Noon
Game 6--Winner Game 2 vs. Seed #4, 2:20 p.m.
Game 7--Winner Game 3 vs. Seed #2, 6:05 p.m.
Game 8--Winner Game 4 vs. Seed #3, 8:20 p.m.

Saturday, March 15, Semifinals

Game 9--Winner Game 5 vs. Winner Game 6, 1 p.m.
Game 10--Winner Game 7 vs. Winner Game 8, 3:20 p.m.

Sunday, March 16, Finals

Game 11--Winner Game 9 vs. Winner Game 10, Noon

Note: North and South Division champions receive the top two seeds in the Big 12 Tournament. The remainder of the seedings for the tournament are based on conference record, regardless of division.



Opponent	First Mtg.	Last Mtg.	W-L
Sam Houston State	1989	2002	3-1
San Diego State	1972	1972	0-1
San Francisco	1987	2000	2-1
San Jose State	1948	1989	2-2
Santa Clara	1936	1985	1-2
Savannah State	2002	2002	1-0
Shattuck	1905	1906	2-0
Simpson	1914	1917	1-1
Sioux City YMCA	1902	1904	1-1
Sonoma State	1981	1981	1-0
South Carolina	1976	1977	1-1
South Dakota	1911	1985	30-5
South Dakota State	1930	1982	9-0
Southern Colorado	1985	1985	1-0
Southern Illinois	1986	1987	2-0
Southern Methodist	1952	2001	4-2
Southern Mississippi	1987	2000	0-2
Southern Utah	1992	1994	3-0
SW Missouri State	1983	1983	1-0
Southwest Texas State	1999	1999	1-0
Southwestern La.	1993	1993	0-1
Springfield (Mass.)	1953	1953	1-0
Stanford	1933	1966	3-6
Stevens Point A.C.	1901	1901	0-1
Tampa	1952	1952	0-1
Temple	1937	1937	0-1
Tennessee Tech	1991	1991	1-0
Texas	1965	2002	4-9
Texas-Arlington	1993	1993	1-0
Texas A&M	1970	2002	8-2
Texas Christian	1952	1999	3-2
Texas-San Antonio	1994	2002	4-0
Texas Tech	1956	2002	11-6
Toledo	1991	1996	3-0
Topeka YMCA	1902	1902	1-1
Tulane	1983	1996	2-0
Tulsa	1998	1999	0-2
UCLA	1939	1985	2-5
UMKC	1983	2001	10-1
USC	1963	1993	1-5
Utah	1936	1981	1-2
Utah State	1961	1978	2-0
Valparaiso	1920	1920	2-0
Vanderbilt	1956	1998	2-4
Villanova	1988	1999	1-1
Virginia	1998	1998	1-0
Virginia Tech	1995	1995	0-1
Wagner	1990	1990	1-0
Washburn	1908	1908	1-0
Washington	1931	1997	3-6
Washington (Mo.)	1918	1949	12-6
Washington State	1967	1999	6-2
Weber State	1997	1997	1-0
Wesleyan Auto	1914	1914	0-1
West Virginia	1930	1930	0-1
Western Carolina	2000	2000	0-1
Western Illinois	1978	2002	4-0
Western Kentucky	1947	1986	0-2
Western Reserve	1937	1949	2-0
Wichita State	1956	1994	6-5
Winthrop	2000	2002	2-0
Wisconsin	1904	1999	10-6
UW-Green Bay	1991	1992	2-0
UW-Oshkosh	1980	1980	1-0
UW-Stevens Point	1982	1985	2-0
UW-Stout	1986	1986	1-0
UW-Superior	1932	1932	0-1
Wofford	2002	2002	1-0
Wyoming	1934	1990	15-10
Xavier (Ohio)	1984	1991	0-2
York College	1917	1917	1-0

Nebraska vs. NCAA Division I Conferences

Conference (Number of Teams)	G	W-L	Pct.
America Sun* (11)	2	2-0	1.000
Atlantic Coast* (9)	3	1-2	.333
Atlantic 10* (12)	11	3-8	.273
Big East* (13)	22	8-14	.364
Big Sky* (9)	18	14-4	.777
Big South* (8)	3	3-0	1.000
Big Ten* (11)	156	49-107	.314
Big West* (12)	31	22-9	.710
Colonial Athletic* (8)	2	2-0	1.000
Conference USA* (12)	33	11-22	.333
Horizon (9)	19	12-7	.632
Ivy* (8)	7	7-0	1.000
Metro Atlantic* (8)	5	4-1	.800
Mid-American* (9)	15	12-3	.800
Mid-Continent* (10)	21	19-2	.905
Mid-Eastern Athletic* (9)	6	6-0	1.000
Missouri Valley* (11)	128	89-39	.695
Northeast* (10)	2	2-0	1.000
Ohio Valley* (10)	11	8-3	.727
Pacific 10* (10)	70	29-41	.414
Patriot League* (8)	6	5-1	.833
Southeastern* (12)	27	8-19	.296
Southern* (10)	14	11-3	.786
Southland* (10)	10	9-1	.900
Southwestern* (8)	3	2-1	.667
Sun Belt* (10)	6	3-3	.500
West Coast* (8)	12	8-4	.667
Western Athletic* (16)	75	42-33	.560
Independents	4	4-0	1.000

*Denotes NCAA Tournament automatic bid to champion

NU in Exhibition Play (33-5)

Season	Opponent	Result	Score
1966-67	Swedish Nationals	W	103-78
1968-69	Athletes in Action	W	74-65
1972-73	Yugoslavian Nationals	L	80-82
1978-79	Windsor	W	113-69
1981-82	Windsor	W	94-51
1982-83	Brandon	W	96-68
1983-84	Windsor	W	117-49
1985-86	Bratislava	W	101-67
1986-87	Club Bosnia	W	90-82
1987-88	Czechoslovakia	L	66-69
1988-89	Athletes in Action	L	102-104 (OT)
	Victoria All-Stars	W	109-84
1989-90	Brisbane Bullets	W	76-74
	Athletes in Action	W	104-90
1990-91	High Five America	W	128-89
	Czechoslovakia	W	92-71
1991-92	Ukraine Nationals	W	80-71
	High Five America	W	93-84
1992-93	Cuban Nationals	W	114-76
	Marathon Oil	W	126-96
1993-94	Kiev Baskets	W	122-59
	Marathon Oil	W	109-91
1994-95	USA Verich Reps	W	117-101
	Russian Red Army	W	105-83
1995-96	Spalding Americas	W	113-68
	Team Pella	W	97-75
1996-97	Pella Windows Basketball	W	82-71
	Marathon Oil	W	82-81
1997-98	Pella Windows Basketball	W	83-63
	Marathon Oil	W	87-72
1998-99	Pella Windows Basketball	W	67-61
	Next Level Sports	W	86-76
1999-2000	California South All-Stars	W	107-99 (OT)
	Ural Great-Russia	L	98-102 (OT)
2000-01	Global Sports	L	74-62
	Sports Tours International	W	89-49
2001-02	Nebraska-Kearney	W	58-55
	Delta Jammers	W	75-57

Idaho State (NU leads 1-0)
12-3-94 H W 98-72

Illinois (NU trails 2-7)
1-1-21 A W 30-25
1-3-21 A L 24-26
12-12-42 A L 27-69
12-29-44 A L 39-71
12-20-45 H L 51-62
12-28-46 A L 37-72
11-28-75 H L 58-60
12-11-76 A L 63-67
11-24-90 N W 100-73
Totals 429-525

Illinois Wesleyan (NU leads 1-0)
1-4-21 A W 32-1

Independence (NU leads 1-0)
2-22-06 A W 41-16

Indiana (NU trails 1-8)
2-5-20 H L 20-24
2-6-20 H W 38-18
12-23-37 A L 42-43
12-15-39 H L 39-49
12-15-41 A L 29-56
12-30-42 H L 39-40
12-30-44 A L 42-65
12-21-74 A L 60-97
12-30-82 N L 60-57
Totals 369-449

Iona (NU leads 2-0)
3-21-83 H W 85-73
12-20-00 N W 81-80
Totals 166-153

Iowa (NU trails 7-12)
1-28-07 H W 25-17
2-22-07 A L 29-32
3-6-08 A L 26-39
1-25-30 H W 41-26
12-19-31 A L 29-34
12-20-34 H L 24-31
12-30-41 A W 41-34
12-19-42 H W 52-43
12-10-43 A L 33-50
12-16-44 H L 45-61
12-17-45 A L 35-61
12-12-53 H W 81-70
12-6-54 A L 61-84
12-3-55 A L 51-60
12-3-56 H W 67-43
12-5-70 H W 73-71
12-21-71 A L 77-86
12-2-75 A L 65-72
11-27-76 H L 57-71
Totals 912-985

Kansas City YMCA (NU leads 1-0)
1-29-06 H W 25-24

K.C. Athletic Club (NU trails 2-3)
1-13-06 N W 33-22
2-23-06 A L 21-49
2-25-06 A W 26-25
1923-24 A L 18-27
1-2-26 A L 20-36
Totals 118-159

Kent State (NU leads 2-0)
12-5-92 H W 85-61
12-21-00 N W 69-68
Totals 154-129

Kentucky (NU trails 1-2)
12-18-40 H W 40-39
12-16-41 A L 27-42
12-15-72 A L 60-85
Totals 127-166

Knox (NU leads 1-0)
2-26-20 A W 31-24

La Salle (Series tied 1-1)
12-16-66 N L 76-99
12-18-72 H W 75-60
Totals 151-159

Lawrence (NU leads 1-0)
1904-05 W 37-24

Lehigh (NU leads 1-0)
12-4-87 H W 71-66

Lewis (NU trails 0-1)
1904-05 L 32-61

Lincoln High (NU leads 1-0)
1903-04 W 49-26

Lincoln YMCA (NU leads 10-4)
2-2-1897 H W 11-8
2-23-1897 H W 23-14
1-8-1898 H L 9-15
2-1-1898 H L 13-20
1899-00 H W 39-7
1900-01 H W 10-8
2-1-02 H W 32-30
12-18-02 H W 25-18
1-24-03 H L 24-35
2-20-03 H W 33-20
1903-04 W Score NA
1903-04 W Score NA
1903-04 H W 31-12
12-17-08 H L 16-34
Totals 266-221

Long Beach State (NU leads 3-0)
12-6-74 N W 67-55
1-9-95 A W 82-71
1-6-96 H W 69-68
Totals 218-194

Louisiana State (NU trails 0-1)
12-30-88 N L 87-90

Louisville (NU trails 0-2)
12-30-46 A L 53-68
12-30-79 N L 58-65
Totals 111-133

Loyola (Ill.) (Series tied 1-1)
12-26-36 A L 35-53
2-19-38 H W 39-38
Totals 74-91

Loyola Marymount (NU leads 1-0)
12-12-80 N W 67-66

MacMurray (NU leads 1-0)
12-15-73 H W 76-50

Mankato State (NU leads 1-0)
12-22-76 H W 64-61

Marquette (Series tied 3-3)
12-20-33 A L 22-25
12-14-40 H W 35-20
12-31-45 A L 36-49

12-21-57 A L 64-79
12-8-58 H W 62-60
3-11-87 H W 78-76
Totals 297-309

Marshall (NU trails 0-1)
3-13-67 N L 88-119

Marshfield (NU leads 1-0)
2-19-07 A W 33-16

Md.-Baltimore Co. (NU leads 1-0)
1-17-89 H W 86-65

Memphis (NU trails 0-1)
12-22-54 A L 79-86

Menasha (NU leads 1-0)
1904-05 W 37-19

Mesa (NU leads 1-0)
1-7-83 H W 94-57

Miami (NU leads 2-1)
12-22-51 A L 60-70
12-18-70 H W 85-58
12-16-00 N W 72-64
Totals 217-192

Miami (Ohio) (NU leads 2-1)
12-17-62 H W 72-69
11-27-89 A L 71-91
12-22-90 H W 88-73
Totals 231-233

Michigan (NU trails 2-6)
12-29-49 N L 65-67
12-10-55 A L 71-77
12-8-56 H W 73-60
12-7-57 A L 57-81
12-6-63 A L 55-80
12-12-64 H W 74-73
3-6-80 A L 69-76
12-28-92 N L 73-88
Totals 537-602

Michigan State (NU trails 6-8)
2-13-20 H W 43-26
2-14-20 H W 39-20
12-27-56 N L 65-79
12-20-58 A L 55-80
12-17-59 H L 80-82
12-20-67 A L 70-74
12-16-68 H W 73-59
12-29-83 N L 45-58
11-30-88 H L 75-77
11-29-89 A L 69-80
11-28-90 H W 71-69
12-4-91 A L 78-101
12-18-93 A W 85-81
12-10-94 H W 96-91
Totals 944-977

Middle Tennessee St. (NU trails 0-1)
12-8-73 N L 65-76

Millikin (NU trails 0-1)
1-4-35 A L 35-36

Minneapolis YMCA (NU leads 1-0)
1903-04 W 15-10

Minnesota (NU trails 13-47)
2-15-02 A L 9-52
3-7-03 A L 14-41

1903-04 L 21-42
1904-05 W 22-21
1904-05 W 28-25
2-15-07 A L 19-20
2-16-07 A L 18-20
2-28-08 A L 12-43
2-29-08 A L 10-32
2-5-09 A L 17-24
2-6-09 A L 21-39
2-19-09 H L 26-28
2-20-09 H L 20-29
2-18-10 A L 14-33
2-19-10 A L 9-27
1-27-11 A L 10-25
1-28-11 A L 15-40
1-26-12 A L 15-40
1-25-13 A L 11-20
2-6-14 A W 21-16
2-7-14 A W 14-9
1-8-15 A L 18-22
1-9-15 A L 9-23
12-29-31 A L 24-32
12-23-32 A L 25-27
1-2-33 H L 22-32
1-1-34 A L 16-32
12-29-34 H W 26-24
12-20-35 A W 41-24
12-21-36 H W 29-24
12-20-37 A L 28-33
12-21-38 H L 37-66
12-23-39 A L 37-61
12-21-40 H L 36-43
12-27-41 A L 32-56
12-13-43 A L 21-40
1-22-44 H L 32-45
12-22-44 H L 54-55
12-8-45 A L 30-55
12-23-46 H L 58-66
12-13-47 A L 59-63
12-6-48 H L 52-61
12-2-50 A L 41-55
12-8-51 H L 55-63
12-13-52 A L 62-71
12-5-53 A L 64-75
12-13-58 A L 57-78
12-7-59 H W 76-66
12-8-76 H L 58-66
12-19-77 A W 63-49
11-28-78 H W 58-48
12-15-79 A L 58-75
11-26-95 N W 96-85
12-9-95 A L 80-91
12-21-96 H L 56-70
12-13-97 A W 70-66
12-19-98 H L 51-55
12-31-99 H W 90-78
12-28-00 A L (ot) 70-74
12-22-01 A L 72-81
Totals 2,209-2,756

Minnesota Ag College (NU trails 0-1)
3-6-03 A L 4-13

Minnesota-Duluth (NU leads 1-0)
12-3-73 H W 77-50

Mississippi (Series tied 1-1)
12-17-77 H W 80-70
12-16-78 N L 67-70
Totals 147-140

Mississippi State (NU trails 0-1)
12-30-95 N L 66-69

Missouri-St. Louis (NU leads 1-0)
12-27-86 H W 89-63

Missouri Southern (NU leads 1-0)
12-2-77 H W 61-54

Missouri Western (NU leads 1-0)
12-20-82 H W 93-43

Monmouth (NU leads 1-0)
12-4-99 H W 63-47

Montana (NU leads 2-1)
12-19-36 H W 53-39
12-23-80 H W 69-46
11-29-82 A L 51-61
Totals 173-146

Montana State (NU leads 4-2)
1-11-30 H L 30-61
12-6-58 H W 75-43
12-23-59 A L 58-64
12-23-77 H W 104-60
12-3-84 H W 86-65
12-14-85 A W 76-59
Totals 429-352

Morehead State (NU leads 2-0)
12-29-88 N W 81-77
12-2-94 H W 96-55
Totals 177-132

Morningside (NU leads 7-0)
1903-04 W 57-27
1-26-11 A W 23-19
1-27-12 A W 62-10
12-17-19 H W 37-14
12-18-19 H W 39-9
2-24-20 A W 44-12
2-25-20 A W 50-13
Totals 312-104

Morrison (NU trails 0-1)
3-5-08 A L 19-23

Muscatine (NU trails 0-1)
1-11-08 H L 31-39

Murray State (NU trails 0-2)
11-25-90 N L 79-81
12-30-00 H L 71-79

NATTC (NU trails 0-1)
1-15-45 A L 34-57

Navy Pre-Flight (NU trails 0-2)
1-30-45 H L 42-62
2-20-45 A L 41-55
Totals 83-117

Nebraska-Omaha (NU leads 1-0)
1-25-88 H W 96-67

Nebraska Wesleyan (NU leads 20-6)
12-13-1898 H W 37-5
2-2-1899 A W 57-3
1899-00 H W 42-9
1-18-02 H W 63-14
1903-04 W 47-10
1903-04 L 31-32
1903-04 W 25-9
1904-05 W 32-31
1904-05 W 57-23
1-11-07 A W 38-26
3-25-07 H W 59-11

12-18-07 A W 33-19
3-8-09 A L 32-62
1-14-11 H W 42-26
1-18-13 H W 39-26
2-7-13 A W 27-20
1-23-14 H W 29-20
1-24-14 H L 18-24
2-5-15 A W 13-9
3-3-15 H L 15-39
2-18-16 A L 19-23
1916-17 W 27-14
1916-17 L 15-18
1917-18 A W 18-10
1917-18 H W 24-14
1922-23 H W 24-22
Totals 863-519

Nevada-Las Vegas (Series tied 1-1)
12-23-78 A L 63-79
3-10-99 H W 68-55
Totals 131-134

Nevada (NU leads 3-1)
12-30-47 A L 58-63
12-14-70 H W 116-71
12-12-77 H W 67-50
3-18-97 A W 78-68
Totals 319-252

New Orleans (NU leads 1-0)
11-22-97 H W 81-66

New Mexico State (Series tied 1-1)
12-20-75 A W 79-75
3-19-93 N L 79-93
Totals 158-168

Niagara (NU leads 1-0)
1-1-38 A W 43-37

North Carolina (NU trails 0-1)
1-6-73 N L 62-79

North Carolina A&T (NU leads 2-0)
11-28-98 H W 65-47
11-20-01 H W 69-57
Totals 134-104

UNC Greensboro (NU leads 2-0)
11-16-97 H W 75-51
11-14-98 H W 79-59
Totals 154-110

UNC Wilmington (NU leads 1-0)
12-5-97 H W 85-68

North Dakota (Series tied 1-1)
12-29-33 A L 22-50
12-22-34 H W 34-21
Totals 56-71

North Dakota State (NU leads 1-0)
12-30-33 A W 32-29

North Texas (NU leads 3-0)
11-24-72 H W 64-46
12-10-74 A W 69-56
12-2-88 H W 90-84
Totals 223-186

NE Missouri State (NU leads 3-0)
12-14-73 H W 67-54
12-7-83 H W 82-61
1-11-86 H W 99-56
Totals 248-171

Northeastern Illinois (NU leads 2-0)
12-21-94 H W 101-60
12-18-95 H W 94-76
Totals 195-136

Northern Colorado (NU leads 1-0)
1-2-48 A W 58-54

Northern Illinois (NU leads 2-1)
1-12-89 H W 71-56
12-5-89 A L 56-65
2-18-91 H W 82-73
Totals 209-194

Northern Iowa (NU leads 13-1)
12-11-48 H W 63-52
12-14-49 H W 60-54
12-19-50 H W 63-55
12-1-51 H W 60-44
12-1-60 H W 78-68
12-10-62 H W 78-59
12-7-70 H W 95-71
12-20-73 H W 73-55
12-29-81 A W 53-42
12-17-83 H W 90-64
12-31-93 H W 70-63
12-22-94 A W 95-88
12-16-95 H L 101-109
2-13-97 A W 77-69
Totals 1,056-893

Northern Michigan (NU leads 1-0)
12-15-69 H W 92-68

NW Missouri State (NU leads 10-0)
12-1-48 H W 59-39
12-7-49 H W 58-39
12-4-50 H W 61-39
12-11-51 H W 59-43
1-21-55 H W 74-54
12-1-58 H W 85-44
12-13-76 H W 88-53
12-20-80 H W 79-59
1-7-84 H W 93-67
1-5-87 H W 105-64
Totals 761-501

Northwestern (NU leads 3-1)
12-21-33 A L 22-35
11-29-75 H W 79-68
12-20-76 A W 71-68
11-27-99 N W 61-52
Totals 233-223

Notre Dame (NU leads 5-2)
2-20-20 A W 25-18
2-21-20 A W 31-15
2-18-21 H W 25-18
2-19-21 H W 39-21
12-9-57 A L 56-59
12-14-59 H L 62-70
12-11-61 H W 65-6
Totals 303-262

Ohio (NU leads 3-0)
12-19-57 H W 61-53
12-16-61 H W 81-64
12-3-93 H W 94-68
Totals 236-185

Ohio State (NU trails 2-4)
12-22-36 H W 32-23
12-11-37 A L 31-42
12-30-85 N W 69-66
12-5-87 H L 63-72

12-14-88 A L 76-103
3-20-89 A L 74-85
Totals 345-391

Oklahoma City (Series tied 1-1)
1-18-64 H W 74-65
2-8-66 A L 81-85
Totals 155-150

Omaha Alumni (NU leads 3-0)
1-17-13 H W 46-13
1-10-14 H W 44-22
2-17-14 A W 40-19
Totals 130-54

Omaha A.C. (NU leads 2-0)
1-9-20 H W 51-10
1-10-20 H W 26-23
Totals 77-33

Omaha Christian (NU leads 1-0)
1903-04 W 35-26

Omaha YMCA (NU leads 6-3)
1-15-1898 H L 12-16
2-22-1898 A W 10-9
1-20-1899 H W 21-14
1899-00 H W 26-14
1900-01 A W 13-11
1900-01 H W 20-12
1900-01 L 20-28
1904-05 W 24-21
1904-05 L 29-30
Totals 175-155

Old Dominion (NU leads 1-0)
12-30-96 N W 72-66

Oral Roberts (NU leads 2-1)
12-22-99 A W 80-65
11-18-00 A L 82-87
12-8-01 H W 61-55
Totals 223-207

Oregon (NU leads 6-3)
12-22-41 H L 42-49
12-21-53 A L 68-84
12-22-53 A L 72-74
12-2-66 H W 79-56
12-7-69 A W 85-77
12-1-86 H W 76-60
12-12-87 A W 67-62
11-25-95 N W 114-106
12-29-95 N W 99-76
Totals 702-644

Oregon State (NU trails 3-5)
12-30-40 A L 38-61
12-28-45 H W 48-40
12-19-53 A L 55-83
12-19-59 A L 60-63
12-21-59 N L 65-67
12-7-65 H W 75-63
12-6-69 A L 67-79
11-30-96 H W 75-67
Totals 483-523

Ottumwa Navy (NU leads 2-0)
12-7-46 H W 65-45
2-1-47 A W 72-53
Totals 137-98

Pacific (NU leads 3-1)
12-10-66 H W 90-78
12-19-75 N W 85-59

1-4-2000 H W 92-68
12-29-02 A L 52-75
Totals 319-280

Penn State (NU trails 1-2)

12-9-80 H W 75-50
12-21-81 A L 58-60
3-21-95 H L 59-65
Totals 192-175

Pentahlon (NU leads 1-0)

12-27-44 H W 54-40

Pepperdine (NU leads 1-0)

12-2-89 H W 104-100

Pittsburgh (NU trails 1-3)

1-4-30 A L 27-34
12-19-30 H L 22-23
12-11-99 H W 69-57
12-2-00 A L 51-52
Totals 169-166

Port Washington (NU leads 1-0)

1904-05 W 47-36

Portage Co. F (NU trails 0-2)

2-20-07 A L 23-27
3-2-08 A L 16-39
Totals 39-66

Portland (NU leads 2-0)

12-17-66 N W 71-69
12-4-93 H W 111-85
Totals 182-154

Portland State (NU leads 1-0)

12-1-79 H W 74-52

Princeton (NU leads 1-0)

12-27-57 N W 74-64

Purdue (NU trails 2-6)

12-8-47 H L 56-60
12-17-48 A L 47-64
12-17-56 A W 65-62
12-14-57 H L 61-70
12-7-63 A L 75-81
12-5-64 H W 96-85
12-2-78 H L 47-58
12-11-79 A L 56-78
Totals 503-558

Ripon (NU trails 0-1)

1904-05 L 28-32

Rutgers (NU trails 0-1)

11-28-99 N L 62-81

Sacramento State (NU leads 3-0)

12-13-78 H W 91-56
1-6-82 H W 93-61
1-20-93 H W 86-70
Totals 270-187

Sacred Heart College (NU leads 1-0)

1-24-13 A W 31-9

Saint Louis (Series tied 3-3)

12-28-29 A L 27-37
2-12-30 H W 45-43
2-10-32 H L 28-31
3-3-34 H W 29-25
1-5-35 A L 28-30
11-23-90 N W 107-79
Totals 264-245

St. Mary's (Calif.) (Series tied 1-1)

12-17-46 H L 54-58
12-10-75 H W 68-57
Totals 122-115

St. Joseph's (Iowa) (NU leads 3-0)

1-23-13 A W 25-11
2-5-14 A W 48-11
1916-17 W 21-11
Totals 94-33

St. Joseph's (Pa.) (NU leads 1-0)

3-28-96 M W 60-56

St. Thomas (Minn.) (NU leads 1-0)

1916-17 W 23-8

St. Thomas (Pa.) (NU leads 1-0)

12-30-36 A W 42-41

Sam Houston State (NU leads 3-1)

1-5-89 H W 89-70
1-6-90 H W 99-91
11-23-91 H W 91-42
12-15-01 H L 70-74
Totals 349-277

San Diego State (NU trails 0-1)

12-3-71 H L 61-63

San Francisco (NU leads 2-1)

12-30-86 N W 66-60
12-27-98 A W 62-52
12-20-99 H L 60-64
Totals 188-176

San Jose State (Series tied 2-2)

12-29-47 A L 38-39
12-23-71 H W 80-63
12-17-74 H L 66-80
12-3-89 H W 90-76
Totals 274-258

Santa Clara (NU trails 1-2)

1-3-36 A L 48-61
12-12-50 A W 53-38
12-29-84 A L 59-78
Totals 160-177

Savannah State (NU leads 1-0)

1-2-02 H W 66-47

Shattuck (NU leads 2-0)

1904-05 W 44-22
3-22-06 A W 59-23
Totals 103-45

Simpson (Series tied 1-1)

2-18-14 A L 21-22
1916-17 W 20-13
Totals 41-35

Sioux City YMCA (Series tied 1-1)

2-17-02 A W 42-24
1903-04 L 14-49
Totals 56-73

Sonoma State (NU leads 1-0)

1-5-81 H W 84-49

South Carolina (Series tied 1-1)

1-6-76 H W 69-68
1-3-77 A L 49-54
Totals 118-122

South Dakota (NU leads 30-5)

2-4-11 H W 30-25
1-23-20 H W 41-12
1-24-20 H W 33-12
1-21-21 H W 39-13
12-18-25 H L 19-20
12-20-28 H W 36-25
1-15-29 H W 46-28
12-13-30 A W 18-17
12-12-31 H L 36-41
2-18-33 H W 34-25
2-3-36 H W 48-27
12-11-36 A L 31-33
12-17-37 H W 44-28
12-10-38 H W 44-30
12-9-39 H W 39-15
12-6-40 A L 39-40
12-12-41 H W 48-28
12-7-42 A L 30-40
12-18-43 H W 41-31
12-11-45 H W 52-29
12-4-46 H W 68-37
12-16-47 H W 65-38
1-29-49 H W 72-50
1-2-50 H W 47-40
1-3-51 H W 74-49
1-26-52 H W 82-59
12-6-52 H W 65-53
12-15-53 H W 70-53
12-11-54 H W 87-51
12-7-64 H W 74-63
12-18-65 H W 77-60
12-5-67 H W 94-61
1-3-76 H W 72-59
12-10-77 H W 74-64
12-1-84 H W 101-69
Totals 1,870-1,325

South Dakota State (NU leads 9-0)

1-14-30 H W 29-27
2-1-46 H W 52-50
2-4-47 H W 53-34
2-3-48 H W 66-56
12-3-49 H W 61-32
12-2-57 H W 64-52
11-30-74 H W 87-72
11-30-79 H W 100-83
12-7-81 H W 70-51
Totals 582-457

Southern Colorado (NU leads 1-0)

11-29-84 H W 89-67

Southern Illinois (NU leads 2-0)

11-26-85 H W 85-50
12-10-86 A W 87-85
Totals 172-135

Southern Methodist (NU leads 4-2)

12-19-51 A L 55-61
12-7-61 H W 63-60
12-12-70 A L 75-80
12-11-71 H W 84-76
12-20-74 N W 69-67
12-22-00 N W 72-70
Totals 418-414

Southern Mississippi (NU trails 0-2)

3-24-87 N L 75-82
11-26-99 N L 48-75
Totals 123-157

Southern Utah (NU leads 3-0)

11-30-91 A W 106-101
1-5-93 H W 100-85

1-5-94 H W 89-85
Totals 295-271

SW Missouri State (NU leads 1-0)

1-15-83 H W 98-46

SW Texas State (NU leads 1-0)

12-4-98 H W 63-54

SW Louisiana (NU trails 0-1)

12-29-92 N L 80-109

Springfield (Mass.) (NU leads 1-0)

12-17-52 H W 82-73

Stanford (NU trails 3-6)

1-3-33 H L 17-21
1-2-35 H L 31-34
1-4-36 A L 39-42
1-3-39 A L 47-56
12-20-39 H W 48-47
12-27-40 A L 46-57
12-27-47 A W 51-47
12-23-61 A L 59-72
12-20-65 H W 71-67
Totals 409-443

Stevens Point A.C. (NU trails 0-1)

1900-01 A L 13-38

Tampa (NU trails 0-1)

12-21-51 A L 76-81

Temple (NU trails 0-1)

1-1-37 A L 27-43

Tennessee Tech (NU leads 1-0)

12-14-90 H W 113-92

Texas-Arlington (NU leads 1-0)

12-21-92 H W 116-95

TCU (NU leads 3-2)

12-20-51 A L 57-58
12-11-70 A W 69-64
12-11-72 H W 72-58
3-24-83 H W 67-57
3-15-99 A L 89-101
Totals 354-338

Texas-San Antonio (NU leads 4-0)

11-27-93 H W 96-85
12-3-96 H W 79-76
11-29-97 H W 68-59
11-28-02 H W 81-63
Totals 324-283

Toledo (NU leads 3-0)

12-8-90 H W 105-68
1-2-92 A W 57-52
11-24-95 N W 72-59
Totals 234-179

Topeka YMCA (Series tied 1-1)

3-3-02 A L 36-52
3-22-02 H W 27-13
Totals 63-65

Tulane (NU leads 2-0)

3-17-83 H W 72-65
3-26-96 N W 90-78
Totals 162-143

NEBRASKA BASKETBALL

Tulsa (NU trails 0-2)
 12-1-97 A L 68-85
 12-1-98 H L 49-52
 Totals 117-137

UCLA (NU trails 2-5)
 12-29-38 A W 35-30
 12-30-38 A L 40-42
 12-20-41 H L 36-42
 12-16-55 H W 71-65
 11-30-56 A L 56-69
 12-1-56 A L 60-78
 3-19-85 A L 63-82
 Totals 361-408

UMKC (NU leads 10-1)
 12-8-82 H W 69-50
 11-25-89 H W 91-76
 1-9-91 A W 97-78
 1-20-92 H W 74-71
 1-9-93 A W 66-65
 1-5-94 H W 92-71
 1-18-95 A W 63-60
 1-17-96 H W 87-69
 12-11-96 A W 76-64
 12-30-98 A W 81-65
 12-8-00 H L 71-82
 Totals 864-751

USC (NU trails 1-5)
 12-21-62 H L 49-58
 12-22-62 H L 53-55
 12-20-63 A L 73-79
 12-21-64 A L 64-79
 11-25-91 H W 93-84
 12-23-92 A L 64-74
 Totals 396-429

Utah (NU trails 1-2)
 12-30-35 A W 48-47
 12-27-39 H L 40-63
 12-13-80 A L 55-57
 Totals 143-167

Utah State (NU leads 2-0)
 12-7-60 H W 65-60
 3-8-78 H W 67-66
 Totals 132-126

Valparaiso (NU leads 2-0)
 2-27-20 A W 30-17
 2-28-20 A W 35-20
 Totals 65-37

Vanderbilt (NU trails 2-4)
 12-21-55 H L 48-66
 12-22-56 A L 54-78
 12-7-73 A L 58-82
 12-23-74 H W 81-66
 12-22-75 A W 68-57
 12-30-97 N L 69-80
 Totals 378-429

Villanova (NU trails 0-2)
 11-27-87 N L 53-70
 11-19-98 N L 60-75
 Totals 113-145

Virginia (NU leads 1-0)
 12-27-97 N W 80-65

Virginia Tech (NU trails 0-1)
 11-26-94 N L 81-87

Wagner (NU leads 1-0)
 12-30-89 H W 88-67

Washburn (NU leads 1-0)
 1-16-08 A W 26-25

Washington (NU trails 3-6)
 12-27-30 A L 38-41
 12-29-30 A L 24-27
 12-30-30 A L 32-38
 12-8-50 A L 49-54
 12-9-50 A L 53-71
 12-6-75 H L 63-75
 11-29-76 A W 59-58
 3-21-87 H W 81-76
 3-12-97 H W 67-63
 Totals 466-503

Washington (Mo.) (NU leads 12-6)
 1917-18 A L 17-44
 2-7-19 H W 35-25
 2-8-19 H W 28-13
 1-7-22 H W 31-23
 2-25-22 A W 33-32
 1922-23 H L 32-34
 1922-23 A W 24-22
 2-9-24 A W 32-18
 1923-24 H W 38-17
 2-20-25 A W 24-20
 3-5-25 H L 16-36
 2-20-26 H W 26-20
 3-6-26 A L 14-22
 1926-27 A W 37-20
 1926-27 H W 41-24
 12-16-27 A L 27-28
 1-9-28 H L 19-30
 1-11-49 H W 48-45
 Totals 522-473

Washington State (NU leads 6-2)
 12-12-66 H W 100-75
 12-13-66 H W 80-78
 12-8-67 A L 70-93
 12-9-67 A W 91-76
 12-22-84 H L 58-63
 12-12-85 A W 79-72
 3-19-96 H W 82-73
 11-21-98 N W 95-84
 Totals 655-614

Weber State (NU leads 1-0)
 11-26-96 H W 83-66

Wesleyan Auto (NU trails 0-1)
 3-5-14 H L 19-31

West Virginia (NU trails 0-1)
 1-2-30 A L 19-45

Western Carolina (NU trails 0-1)
 12-3-99 H L 72-74

Western Illinois (NU leads 4-0)
 12-21-77 H W 73-72
 12-17-94 H W 69-62
 11-19-97 H W 86-57
 12-5-02 H W 72-53
 Totals 300-244

Western Kentucky (Series tied 1-1)
 12-31-46 A L 56-74
 3-14-86 N L 59-67
 Totals 125-141

Western Reserve (NU leads 2-0)
 12-28-36 A W 41-35
 12-21-48 A W 83-80
 Totals 124-115

Winthrop (NU leads 2-0)
 11-27-00 H W 65-44
 11-24-01 H W 73-65
 Totals 138-109

Wichita State (NU leads 6-5)
 12-12-55 A L 46-71
 12-3-60 H L 63-65
 12-4-61 A L 49-79
 12-10-68 H W 94-92
 12-6-69 A W 81-79
 12-23-70 A W 72-71
 12-4-71 H L 61-74
 1-7-74 A L 58-66
 12-14-74 H W 78-65
 12-12-92 A W 71-64
 12-11-93 H W 94-72
 Totals 767-798

Wisconsin (NU leads 10-6)
 1903-04 H W 25-22
 2-21-07 A L 31-35
 3-3-08 A L 4-43
 1-4-22 A L 14-27
 12-30-39 A W 53-43
 1-4-41 H L 31-46
 12-19-55 A L 52-71
 12-10-56 H W 53-51
 12-1-65 A W 101-88
 11-30-68 H W 68-55
 12-27-79 N W 83-82
 12-5-83 A W 71-69
 12-12-84 H W 53-51
 12-11-90 A W 75-63
 12-11-91 H W 86-67
 11-22-98 N L 41-78
 Totals 841-891

UW-Green Bay (NU leads 2-0)
 1-2-91 A W 70-63
 12-30-91 H W 76-68
 Totals 146-131

UW-Oshkosh (NU leads 1-0)
 1-4-80 H W 96-72

UW-Stevens Point (NU leads 2-0)
 11-30-81 H W 74-45
 1-9-85 H W 69-62
 Totals 143-107

UW-Stout (NU leads 1-0)
 11-23-85 H W 71-53

UW-Superior (NU trails 0-1)
 12-28-31 A L 34-36

Wofford (NU leads 1-0)
 12-2-01 H W 65-46

Wyoming (NU leads 15-10)
 1-20-34 H L 24-33
 12-15-34 A L 23-26
 12-27-35 A W 46-42
 1-13-36 H W 31-22
 12-23-38 H W 38-30
 12-5-57 H W 77-66
 12-20-61 A L 70-71
 12-2-63 H W 79-72
 12-3-64 A L 68-94

12-7-66 A L 98-102
 12-23-67 H W 82-74
 12-1-70 A W 68-63
 12-1-71 H W 81-63
 12-1-72 A L 59-65
 12-1-73 H W 70-62
 11-28-80 H L 59-62
 11-27-81 A L 48-62
 12-18-82 H W 68-57
 12-20-83 A W 67-64
 12-10-84 H W 79-65
 11-30-85 A W 64-53
 12-20-86 H W 62-61
 12-19-87 A L 58-87
 1-23-89 H W 71-58
 1-22-90 A L 65-95
 Totals 1,555-1,487

Xavier (Ohio) (NU trails 0-2)
 3-19-84 A L 57-58
 3-14-91 N L 84-89
 Totals 141-147

York College (NU leads 1-0)
 1916-17 W 23-14



N

YEAR-IN-REVIEW

Huskers Make Progress And Set a Solid Base for the Future

The 2001-02 Nebraska basketball team made more noise than predicted in the conference race and earned the respect of its opponents despite working with a young group of starters, including two true freshmen in guard Jake Muhleisen and forward John Turek. The Huskers finished tied for seventh in the league standings, much higher than the preseason polls indicated, as NU was selected 11th and 12th. Nebraska also grabbed a couple of big wins under the guidance of second-year Head Coach Barry Collier.

After a strong offseason conditioning program, the Huskers returned ready for a turnaround after a disappointing campaign the previous year. The hard work paid off early in the season, as Nebraska rocketed off to six straight wins to start the year, equalling NU's best start since the 1995-96 campaign – the year NU won the NIT title.

Beginning the season on a high note was good for the young Huskers, but the momentum was short-lived. NU dropped three of its final four non-conference games before entering the tough league slate. It took a few games to regain its composure, but NU rebounded to reach one of its highest peaks of the season in late January.

On its home court, the Huskers outlasted rival Iowa State in overtime, 86-84, before downing No. 20 Texas Tech, 80-69, just four days later. The victory over a ranked team was the second in as many seasons under Coach Collier.

After grabbing their only road victory of the year with an 82-72 win over Texas A&M, the Huskers nearly pulled off their biggest upset in years at home in front of a CBS audience and sellout crowd in the Devaney Center. The Huskers fell by just one point to No. 1 Kansas with much of the Huskers' offense coming from downtown, as Nebraska hit a school-record 18 three-pointers in the contest, part of their school-record 267 treys on the season. The loss was one of only four at home during the year for the Huskers.

Unfortunately the momentum would not last, as NU dropped its final two games of the season to fall out of contention for a postseason berth.

Trio Of Huskers Earn Honors

Nebraska had three players earn league honors in 2002, including seniors Cary Cochran and John Robinson II and sophomore Brian Conklin. Cochran and Robinson were each named honorable-mention All-Big 12 in a vote by the league's head coaches, while Robinson was selected to the All-Improved Team by the Associated Press.

Cochran led the Huskers in scoring at 14.0 points per game and in three-pointers with an NU single-season record 89. Robinson was third on the team with 10.6 points per game and 72 assists, and was second in steals (34). Robinson added 50 three-pointers for the Huskers, as NU set a single-season school record with 267 treys.

Cochran and Conklin earned honors for their work in the classroom, as each was tabbed to the academic All-Big 12 first team. Cochran, who graduated from Nebraska in August 2001 with a degree in communications, earned honorable-mention honors as a freshman, while the award was the first for Conklin. It was also just the fifth time in school history, and the first time since 1996, that the Huskers had two first-team academic all-league selections.

NU Boasts Solid Strength Of Schedule

For the second time in as many years under Coach Barry Collier, Nebraska's schedule ranked among the best in the nation. The Huskers finished the season ranked 56th nationally in strength of schedule, and 109th in the RPI.

Nebraska's schedule strength improved thanks in no small part to playing nationally ranked Missouri, Kansas, Oklahoma, Texas, Oklahoma State and Texas Tech in the first eight games of the Big 12 season. In the second half of the league slate, Nebraska only faced one team – No. 1

Kansas – in the top 50 in the RPI. Nebraska's lone victory over a top-50 team came with an 80-69 home win over Texas Tech, ranked 13th in the RPI at the time.

Nebraska's non-conference foes also finished the season on a strong note to lift NU's ranking as well. Following their conference tournaments, the Huskers' 11 non-league opponents held a combined 165-155 (.516) record. Taking out North Carolina A&T (11-17) and Savannah State (2-25), the other nine non-conference foes combined for a 152-113 (.574) record, with six teams (Winthrop, Texas-San Antonio, Oral Roberts, Creighton, Minnesota and Pacific) recording at least 17 wins. The Huskers were 3-3 against those teams in non-conference play.

Winthrop and Creighton both earned automatic bids to the NCAA Tournament by winning their respective conference tournaments, while Minnesota picked up a bid to the NIT. Adding in NU's conference foes, the Huskers had a 2-9 record against teams that made postseason appearances.

Nebraska Hits From Downtown

Nebraska entered the 2001-02 season with one of the most powerful three-point attacks in the Big 12 Conference, and did not disappoint fans of the long ball.

The Huskers hit a school single-season record 267 treys in 729 attempts. Those totals translated into a 36.6 percentage from three-point range, which ranked fourth in school history. Eleven times Nebraska hit at least 10 triples in a contest, as the Huskers ranked third in the nation in threes made per game at 9.5.

Nebraska broke its team single-game record for treys twice during the season while also breaking the Devaney Center single-game three-point mark. The Huskers' top long-range explosion came against No. 1 Kansas and was even surprising for fans who watched NU all season. The Huskers recorded a school and Devaney Center single-game record with 18 three-pointers, while also setting the school record for three-point attempts in the contest at 37. The 18 three-pointers would have tied the Big 12 team record if Missouri, behind Clarence Gilbert's Big 12-record 12 treys, had not collected 20 three-pointers the night before against Colorado.

Senior guard Cary Cochran, who had six treys against Kansas, turned it up a notch in the Huskers' home season finale. One of the most capable shooters from the outside in league history, Cochran topped the NU single-game record by hitting eight treys against Baylor. The outburst helped him set a new NU single-season mark, as he finished with 89 three-pointers, 11 more than the previous record he shared with Tyronn Lue (1998).

The Minden, Iowa, native finished second on the NU career charts for three-point field-goal percentage, as he hit from downtown at a 42.3-percent clip. Cochran also set the NU career record for three-pointers with 268, smashing the previous record of 202 treys set by Eric Piatkowski (1991-94).



Senior guard Cary Cochran set Husker game (8), season (89) and career records (268) for three-pointers during the 2001-02 season, helping NU finish third in the nation, and first in the Big 12, in three-pointers per game (9.5).

Huskers Find Solid Ball Control

The 2001-02 Nebraska squad took on many characteristics of the type of team Coach Barry Collier looks to put on the floor each and every game. Noted for his disciplined teams at Butler, where he won nearly 200 games in 11 seasons, Collier had the Huskers playing within his structured offense and giving 110 percent every contest.

One area that improved immensely for the Huskers was turnovers. Nebraska averaged just 11.3 turnovers per contest (317 total turnovers), the lowest mark in the Big 12. No Husker squad had finished with fewer than 350 turnovers in a season since 1986, while the last team to finish with fewer than 320 turnovers was the 1982 squad, which set the school record for fewest turnovers with 302.

The Huskers set the NU single-game record for fewest turnovers by giving up just three in the contest against Iowa State on Feb. 16. Nebraska had only one turnover in the first half – the lowest for any half during the year – and two in the second period. The total broke the previous school single-game record of four turnovers set on three occasions, with the last time coming in 1983 against Oklahoma.

Attendance Picked Up In Big 12 Play

Nebraska fans came out strong during the Big 12 season, as the Huskers averaged 9,830 fans in eight conference contests. That total, which was NU's highest average conference attendance since the 1997-98 campaign, was much higher than the Huskers' season average of 8,128 fans in 16 home games.

The Huskers played in front of their first sellout crowd in the Devaney Center in four years when 13,530 fans showed up to see NU defeat No. 20/

23 Texas Tech, 80-69, on Jan. 30. The attendance total from the Texas Tech game was shattered on Feb. 24, when 14,055 fans – the highest total in the Barry Collier era at Nebraska – packed the Devaney Center to see the Huskers hold No. 1 Kansas at bay for much of the second half. Nebraska grabbed a 12-point advantage midway through the period before the Jayhawks rallied for an 88-87 victory.

Prior to that contest, the last time NU had at least 14,000 fans on hand at the Devaney Center came in 1998 when 14,484 attended a game against No. 5 Kansas, which the Jayhawks won 82-71. Overall, four of the last five 14,000-plus home crowds for the Huskers have come against Kansas. Nebraska has recorded one victory during that stretch, with the last two contests being decided by a total of five points.

Huskers Defend Home Court

Nebraska played solid basketball at home last season, posting a tremendous 12-4 mark in the Devaney Center, including six straight to open the campaign. It was the first time since the 1997-98 season that Nebraska recorded at least 12 victories in the Devaney Center, and the 14th time in the 26-year history of the building.

In Nebraska's 16 home contests, the Huskers hit 40.2 percent from the floor to average 73.8 points, compared to their opponents' 40.7 field-goal percentage and 66.9 points, although NU had a slight disadvantage (39.1 to 39.0) on the glass at the Devaney Center. The Huskers put up 99 points against Kansas State at home – the most points NU scored anywhere since producing 100 points vs. Oklahoma in 1996.

Away from the Devaney Center, the Huskers lost 10-of-11 contests, as Nebraska hit 39.1 percent from the floor and averaged 64.8 points. NU opponents hit 47.4 percent from the floor away from the Devaney Center for 76.6 points per game.

Tough Slate In Big 12 Play

A young Nebraska team had its hands full when NU opened the league slate with five of its first eight contests against teams ranked among the top 20 in the national polls, including three ranked in the top 15.

The Huskers faced No. 17/18 Missouri on the road on Jan. 5, suffering a 60-



The Huskers saw two sellout crowds during the 2001-02 season, against Texas Tech and Kansas, while the Red Zone student section was packed for every contest.

53 setback to open the Big 12 slate, before falling by a 96-57 margin at No. 1/3 Kansas on Jan. 9. Nebraska opened the home conference slate against Colorado with a 75-67 victory before dropping a 78-51 setback against No. 5 Oklahoma at the Devaney Center.


After losing a 77-66 contest at Texas (which was receiving votes in both polls, and entered the top 25 the following week), the Huskers went on the road to take on No. 11 Oklahoma State on Jan. 23, dropping a hard-fought 70-63 decision in Stillwater, Okla. Nebraska then came home to take an exciting 86-84 overtime victory against Iowa State and finished up the tough Big 12-opening slate when it defeated No. 20/23 Texas Tech, 80-69, at home. The win was NU's lone win over a ranked team in 2001-02, and gave the Huskers at least one victory over a ranked foe for the 10th time in 12 years. Nebraska owns a 41-171 record against nationally ranked opponents since the 1949-50 campaign.

After five straight league games against non-ranked teams (including Missouri which fell out of the polls), Nebraska faced its toughest contest in the final four weeks of the regular season when it played host to No. 1 Kansas on Feb. 24. Nebraska nearly got its biggest upset in 20 years as it pushed the Jayhawks to the final minute of the contest before falling by one point, 88-87.


Cochran Finishes Stellar Career

Senior guard Cary Cochran entered the 2001-02 season knowing he had a chance to rewrite the Husker record books. The Minden, Iowa, native began the season with 179 career treys, which tied Erick Strickland for third place on the Huskers' career list. Cochran started strong before breaking the NU career record with three three-pointers against Minnesota. He went on to finish his career with a school-record 268.

Cochran had 22 three-pointers in the last four games of the season to push himself over the top on the NU single-season chart. His mark of 89 three-pointers in 2002 topped the previous best of 78 set by Cochran (2000) and Tyrone Lue (1998). Cochran also set a school record when he extended his streak of consecutive games with at least one three-pointer to 35, before



Senior Ross Buckendahl, a team co-captain, played a pivotal role in the paint for the Huskers throughout the campaign.



Senior John Robinson II came on strong during conference play to finish third on the team in scoring average at 10.6 points per game. For his efforts, Robinson was named to the Big 12 All-Improved team and honorable-mention all-conference.

seeing it snapped early in the Big 12 season. In all, Cochran hit at least one three-pointer in 63 of his last 65 games in a Husker uniform.

Cochran's career mark broke the previous record for three-pointers of 202 set by Eric Piatkowski (1991-94). Cochran became just the fifth player in Big 12 history to record 200 from downtown, as he finished third on the conference career list.

In the best game of his career, Cochran hit a school-record eight three-pointers against Baylor on Senior Night, just three days after helping NU set the school team record with 18 treys against No. 1 Kansas at home on Feb. 24. Cochran's output vs. the Bears gave him a career-high 27 points, while he added seven rebounds and six assists. Cochran had previously held a piece of the single-game record with seven three-pointers in the 1999 NIT against TCU. He is the only Husker to ever record at least seven threes in two separate contests.

Cochran set the NU single-season record for three-point field-goal percentage in 2000-01 when he hit 47.3 percent (78-of-165) to rank third nationally and second in the Big 12. Cochran finished his career second on the NU three-point field-goal percentage chart, as he hit 42.5 percent (268-of-630) from downtown from 1999 to 2002.

Muhleisen One Of Top Rookies Ever At NU

Guard Jake Muhleisen made the most of his opportunities in his rookie season with the Huskers. Muhleisen started every game for the Huskers except for Senior Night, and split time at the point with Brennon Clemmons, while seeing action at the two guard and on the wing.

Muhleisen finished the year second on the

team in scoring at 11.7 points per game, and added a team-high 3.8 assists to go with 3.5 rebounds and 1.0 steals per game. He had 13 points, four rebounds and eight assists in his first collegiate game, and followed up with 15 double-figure scoring efforts. Muhleisen also had at least five assists in a game 10 times in his rookie campaign.

The 6-4, 190-pounder poured in a career-high 21 points to lead the Huskers to a 99-82 victory over Kansas State at home on Feb. 9. Muhleisen hit 4-of-8 from the floor and 11-of-11 from the charity stripe. Muhleisen led five Huskers in double figures in the contest, and helped NU hit 35-of-42 (83.3 percent) from the line for the game. His 11-for-11 mark at the charity stripe was the top individual performance in the Big 12 during the season.

By the end of the year, Muhleisen put his name in the Husker freshman record books for points scored (328, fourth),

scoring average (11.7, third), assists (105, second), three-pointers (35, third) and steals (28, fifth). Muhleisen became only the second NU player to reach 100 assists (along with record holder Tyronn Lue, 144 in 1996) in his rookie campaign, while his assists total also ranks among the top 10 in Big 12 freshman history. Muhleisen also became the first freshman in school history to lead the team in minutes played, as he had 821 to top the squad. His average of 29.3 minutes per game was more than minute more than the second-highest total, 28.0 mpg by Cary Cochran.

Turek Finishes Season In Record Fashion

Freshman forward John Turek made heads turn with his quick progress on both ends of the court during the 2001-02 campaign. Turek came on strong early in the season before moving into the starting lineup right before conference play. Despite missing two games (against Missouri and Iowa State) late in the Big 12 season, Turek completed his rookie campaign by averaging 5.4 points with team highs in rebounds (162 total, 6.2) and blocked shots (39 total, 1.4).

By grabbing 11 rebounds against Colorado at the Big 12 Tournament, Turek finished the season with an NU freshman record for rebounds, surpassing the previous mark of 161 set by Dave Hoppen (1983) and Venson Hamilton (1996). Turek's three blocked shots against the Buffaloes gave him 39 blocks on the year, which equalled Hamilton's NU rookie record of 39 blocks in 1996. More than half (23) of his blocked shots came in 14 conference games, where he finished the season fifth in the league-only rankings with 1.64 blocks per game. The 6-9, 230-pounder finished the season ranked in the top 10 in Big 12 freshman history for blocked shots and in the top 15 for rebounds.


Turek recorded his third double-figure rebounding performance of the campaign when he grabbed a team season-high 12 boards against No. 1 Kansas at home. Prior to that, Turek had recorded 10 rebounds in an 80-69 victory over No. 20/23 Texas Tech and at Pacific in his first career start. He led the team with four double-figure rebounding games.

Offensively, Turek had good looks throughout the league schedule. While his shots did not always fall, he started to find his rhythm at the end of the conference slate. Most notably, he scored a career-high 20 points on 8-of-12 shooting from the floor at Kansas State to lead the team in scoring for the first time in his career. He missed his first shot of the night before hitting seven straight to set a career high, which had previously been 10 points at Colorado.



Junior Brennon Clemmons was one of several newcomers to make his mark for the Huskers in 2001-02. Clemmons ranked among the league leaders in steals all season, while freshmen Jake Muhleisen and John Turek finished among the Big 12's all-time top 10 rookies in assists and blocked shots, respectively.

2001-02 Departed Seniors



Justin Boeker

6-9, 245, Center
Houston, Texas
McLennan JC/
Strake Jesuit

Justin Boeker played his final two collegiate seasons for the Huskers after spending one season each at Manhattan College and McLennan Junior College. Boeker was the widest body in the paint for the Huskers, where he provided support off the bench in both seasons.



Boeker made his presence felt more on the defensive end of the court, where he averaged 0.8 rebounds per game in 29 career contests. His career high came with three rebounds against Missouri as a senior, while he had one blocked shot against Kansas and two steals in his time with Nebraska.

Offensively, Boeker averaged 0.8 points per game, including 1.1 points in his junior campaign. Boeker hit 64.3 percent (9-of-14) from the field in 109 minutes of action and was 4-of-4 from the free-throw line as a junior. He had a career-high four points on two occasions.

Boeker hit 64.3 percent (9-of-14) from the field in 109 minutes of action and was 4-of-4 from the free-throw line as a junior. He had a career-high four points on two occasions.

▶ Boeker's Career Highs ◀

Points: 4, two times
Rebounds: 3, vs. Missouri, 2/13/02
Assists: 1, two times
Steals: 1, vs. Colorado, 2/5/02
Blocks: 1, vs. Kansas, 1/9/02

▶ Boeker's Career Statistics ◀

Season	G	Min.	FG-FGA	Pct.	3FG-FGA	Pct.	FT-FTA	Pct.	Reb-Avg.	TP-Avg.
2000-01	15	63	6-9	.667	0-0	.000	4-4	1.000	10-0.7	16-1.1
2001-02	14	46	3-5	.600	0-0	.000	0-6	.000	12-0.9	6-0.4
Totals	29	109	9-14	.643	0-0	.000	4-10	.400	22-0.8	22-0.8

Assists: 2 (0.1 apg)

Blocks: 1 (0.1 bpg)


Steals: 2 (0.1 spg)



Ross Buckendahl

6-5, 225, Forward
Battle Creek, Neb.
Northeast CC/
Battle Creek

Ross Buckendahl returned from a knee injury as a junior to play his final year in 2001-02, and was elected a co-captain (along with Kedrick Ford) by his teammates prior to the season.



During the offseason, Buckendahl added 20 pounds of lean mass and was tabbed the men's basketball team lifter of the year. In April, he was selected as the Husker Power Male Athlete of the Year.

Buckendahl started the first 16 games of the year and played in 27-of-28 contests during the campaign. He averaged 1.9 points and 2.6 rebounds, and ranked fourth on the team with eight blocked shots.

Buckendahl scored a career-high eight points on 3-of-4 shooting from the floor against Savannah State, while adding seven rebounds, two assists, one blocked shot and one steal in his best overall

performance in a Husker uniform. He also added a career-high eight rebounds against Western Illinois early in his senior campaign.

While Buckendahl was most valuable to the Huskers by setting screens and defending the post, he gained the spotlight in the home contest against Iowa State. Buckendahl had not scored a point in Big 12 play entering the game, but drilled a three-pointer – just his second of the season – to send the game into the extra session, where NU pulled out an 86-84 victory.

▶ Buckendahl's Honors ◀

2002 Team Co-Captain
2002 Husker Power Male Athlete of the Year

▶ Buckendahl's Career Highs ◀

Points: 8, vs. Savannah State, 1/2/02
Rebounds: 8, vs. Western Illinois, 12/5/01
Assists: 3, two times
Steals: 2, vs. Pacific, 12/29/01
Blocks: 2, vs. Kansas, 1/9/02

▶ Buckendahl's Career Statistics ◀

Season	G	Min.	FG-FGA	Pct.	3FG-FGA	Pct.	FT-FTA	Pct.	Reb-Avg.	TP-Avg.
1998-99	5	10	2-3	.667	2-2	1.000	0-0	.000	4-0.8	6-1.2
1999-00	14	94	2-6	.333	1-4	.250	0-0	.000	15-1.1	5-0.4
2000-01	--	DNP	--	--	--	--	--	--	--	--
2001-02	27	464	20-48	.417	2-11	.182	10-15	.667	71-2.6	52-1.9
Totals	46	568	24-57	.421	5-17	.294	10-15	.667	90-1.9	63-1.4

Assists: 22 (0.5 apg)

Blocks: 8 (0.2 bpg)

Steals: 12 (0.3 spg)

2001-02 Departed Seniors



Cary Cochran
6-1,190, Guard
Minden, Iowa
Tri-Center



Cochran led the team in scoring as a senior at 14.0 ppg, and earned honorable-mention all-conference honors from the coaches.

► Cochran's Honors ◀

- 2002 All-Big 12 Honorable-Mention (Coaches)
- 2002 Academic All-Big 12 First Team
- 2002 Verizon/CoSIDA Academic All-District First Team
- 1999 Honorable-Mention Academic All-Big 12

► Cochran's Career Highs ◀

Points: 27, vs. Baylor, 2/27/02
Rebounds: 9, vs. Kansas State, 3/2/02
Assists: 8, three times
Steals: 5, vs. Oklahoma State, 2/17/99
Blocks: 1, two times

► Cochran's Career Statistics ◀

Season	G	Min.	FG-FGA	Pct.	3FG-FGA	Pct.	FT-FTA	Pct.	Reb-Avg.	TP-Avg.
1998-99	32	436	52-130	.400	39-98	.398	29-31	.935	45-1.4	172-5.4
1999-00	29	732	73-193	.378	62-160	.388	20-25	.800	73-2.5	228-7.9
2000-01	30	702	92-200	.460	78-165	.473	27-31	.871	71-2.4	289-9.6
2001-02	28	785	116-277	.419	89-207	.430	71-77	.922	93-3.3	392-14.0
Totals	119	2,655	333-800	.416	268-630	.425	147-164	.896	282-2.4	1,081-9.1

Assists: 237 (2.0 apg) Blocks: 2 (0.1 bpg) Steals: 110 (0.9 spg)



Kedrick Ford
6-2,190, Guard
Macon, Ga.
NeoshoCC/
Northeast

After seeing limited time on the court in his first year with Nebraska, Kedrick Ford was named a co-captain (along with Ross Buckendahl) by his teammates



prior to the 2001-02 season. Ford showed solid leadership skills and an enthusiasm for playing the game despite sitting out half of the season with an ankle injury.

Ford finished his career averaging 1.5 points and 1.1 rebounds per game. He scored a career-high eight points on 3-of-4 shooting from the floor in a road loss at Creighton and had a career-high seven rebounds in a victory over UT-San Antonio. Ford logged a career-high 18 minutes of action against both UT-San Antonio and Western Illinois during the non-conference season.

Ford started two games during his senior season, as he was in the starting lineup in the season opener and on Senior Night. He added one steal and one rebound in

three minutes of action in a 75-55 victory over Baylor in his final home contest.

► Ford's Honors ◀

2002 Team Co-Captain

► Ford's Career Highs ◀

Points: 8, vs. Creighton, 12/12/01
Rebounds: 7, vs. UT-San Antonio, 11/28/01
Assists: 1, five times
Steals: 1, six times
Blocks: None

► Ford's Career Statistics ◀

Season	G	Min.	FG-FGA	Pct.	3FG-FGA	Pct.	FT-FTA	Pct.	Reb-Avg.	TP-Avg.
2000-01	13	52	5-16	.313	0-6	.000	4-5	.800	4-0.3	14-1.1
2001-02	15	136	11-26	.423	0-1	.000	6-8	.750	27-1.8	28-1.9
Totals	28	188	16-42	.381	0-7	.000	10-13	.769	31-1.1	42-1.5

Assists: 5 (0.2 apg) Steals: 6 (0.2 spg)

2001-02 Departed Seniors/Jack Moore Award



John Robinson II


6-2, 195, Guard
Channelview, Texas
New Mexico/
Channelview

John Robinson II finished his career in fine fashion, as he came on to start the final 13 games of the 2001-02 season and ended the year as the team's

No. 3 scorer. Robinson, who converted from the point to shooting guard prior to the campaign, led Nebraska in scoring nine times while averaging 10.6 points per game on the season. He added 3.0 rebounds and 2.6 assists per contest.

Robinson had his best day in a Husker uniform when he scored a career-high 25 points to help Nebraska to a victory over Colorado. He added three other 20-point contests, including 22 points against No. 1 Kansas at home. His six three-pointers against the Jayhawks helped Nebraska set the team record with 18 threes on the day.

The Channelview, Texas, native also had a solid game against Missouri, when he collected 20 points, six assists, five rebounds and four steals. He finished the conference season tied for second in steals at 1.84 per game, and was 21st in



scoring (13.5) and 12th in three-pointers per game (2.06) in league-only contests.

▶ Robinson's Honors ◀

- 2002 Honorable-Mention All-Big 12 (Coaches)
- 2002 Big 12 All-Improved Team (AP)

▶ Robinson's Career Highs ◀

- Points: 25, vs. Colorado, 1/12/02
- Rebounds: 7, vs. Baylor, 2/27/02
- Assists: 7, vs. Iowa State, 2/16/02
- Steals: 4, vs. Missouri, 2/13/02
- Blocks: 1, vs. Texas A&M, 2/20/02

▶ Robinson's Career Statistics ◀

Season	G	Min.	FG-FGA	Pct.	3FG-FGA	Pct.	FT-FTA	Pct.	Reb-Avg.	TP-Avg.
2000-01	21	278	18-71	.254	9-45	.200	20-25	.800	20-1.0	65-3.1
2001-02	28	653	102-282	.362	50-160	.313	43-62	.694	85-3.0	297-10.6
Totals	49	931	120-353	.340	59-205	.288	63-87	.724	105-2.1	362-7.4

Assists: 109 (2.2 app) Blocks: 1 (0.1 bpg) Steals: 46 (0.9 spg)

Senior guard Cary Cochran was voted by his teammates as the 2002 winner of the Jack Moore Award, given annually to NU's outstanding men's basketball player. Cochran earned the distinction after being tabbed an honorable-mention All-Big 12 selection by the coaches. He was also a first-time academic all-district and all-conference selection as a senior.


Cochran, a native of Minden, Iowa, led the team with 14.0 points per game and led the NCAA in free-throw percentage at 92.2 percent. He finished the year with a career-high 3.3 rebounds and 2.2 assists per game.

Cochran's ability to hit the long ball helped him set individual Husker records for career (268), single-season (89) and single-game (8) three-pointers in his final season. As one of the most accurate three-point shooters in Big 12 history, he set the NU single-season three-point field-goal percentage mark as a junior.

During the 2001-02 season, Cochran became the 23rd Husker in history to cross the 1,000-point plateau, as he finished with 1,081 career points. Cochran also became just the 16th Husker to record at least 100 career steals, as he ended his career with 110.

Cochran's selection marks the 12th time the honor went to a guard, and the second in as many years after Cookie Belcher, the Huskers' and Big 12's all-time leader in steals, won the award in 2001.

The award is named for late-Husker guard Jack Moore, a 5-9 playmaker who set 17 school records in a career that ended in 1982. Moore's career culminated with the 1982 Francis Pomeroy-Naismith Award as the nation's best collegiate player under six feet tall. A consensus All-Big Eight performer in 1982, Moore was killed in a plane crash in March of 1984.



Former Husker Jack Moore won the 1982 Francis Pomeroy-Naismith Award.

Jack Moore Award Winners

Year	Player	Position
1984-85	Dave Hoppen	Center
1985-86	Dave Hoppen	Center
	Bernard Day	Forward
1986-87	Brian Carr	Guard
1987-88	Henry T. Buchanan	Guard
1988-89	Eric Johnson	Guard
1989-90	Clifford Scales	Guard
1990-91	Rich King	Center
	Beau Reid	Forward
	Clifford Scales	Guard
1991-92	Jamar Johnson	Guard
1992-93	Eric Piatkowski	Forward
1993-94	Eric Piatkowski	Forward
1994-95	Jaron Boone	Guard
1995-96	Erick Strickland	Guard
1996-97	Tyronn Lue	Guard
1997-98	Tyronn Lue	Guard
1998-99	Venson Hamilton	Center
1999-2000	Larry Florence	Forward
2000-01	Cookie Belcher	Guard
2001-02	Cary Cochran	Guard

Final Statistics (13-15, 6-10 Big 12)

Player	G-GS	Min.-Avg.	FG-FGA	Pct.	3PT-3PTA	Pct.	FT-FTA	Pct.	Reb.-Avg.	PF-D	Ast	TO	Blk	Stl	Pts.-Avg.
Cary Cochran	28-28	785-28.0	116-277	.419	89-207	.430	71-77	.922	93-3.3	50-0	62	35	1	28	392-14.0
Jake Muhleisen	28-27	821-29.3	115-279	.412	35-124	.282	63-89	.708	98-3.5	65-1	105	51	5	28	328-11.7
John Robinson II	28-13	653-23.3	102-282	.362	50-160	.313	43-62	.694	85-3.0	45-0	72	44	1	34	297-10.6
Brian Conklin	28-21	709-25.3	83-208	.399	65-150	.433	23-27	.852	97-3.5	59-1	24	27	10	14	254-9.1
Brennon Clemmons	28-14	599-21.4	76-208	.365	22-64	.344	73-106	.689	140-5.0	53-0	76	69	5	48	247-8.8
John Turek	26-15	592-22.8	61-156	.391	0-0	.000	19-50	.380	162-6.2	71-4	17	19	39	14	141-5.4
Wilson Thomas	16-3	286-17.9	25-59	.424	0-0	.000	24-42	.571	60-3.8	44-1	4	13	0	5	74-4.6
Corey Simms	28-0	346-12.4	29-79	.367	4-10	.400	40-65	.615	65-2.3	28-0	12	24	6	13	102-3.6
Ross Buckendahl	27-16	464-17.2	20-48	.417	2-11	.182	10-15	.667	71-2.6	43-0	15	12	8	12	52-1.9
Kedrick Ford	15-2	136-9.1	11-26	.423	0-1	.000	6-8	.750	27-1.8	7-0	4	8	0	5	28-1.9
Dan Heimos	22-0	155-7.0	13-33	.394	0-0	.000	0-0	.000	18-0.8	28-1	1	9	10	1	26-1.2
Marques McCarty	10-0	20-2.0	2-6	.333	0-1	.000	3-8	.375	3-0.3	0-0	0	1	2	0	7-0.7
Justin Boeker	14-1	46-3.3	3-5	.600	0-0	.000	0-6	.000	12-0.9	7-0	2	2	1	1	6-0.4
Adam Bohac	10-0	14-1.4	0-2	.000	0-1	.000	0-0	.000	1-0.1	2-0	2	1	0	0	0-0.0
Team									66-2.4			2			
Nebraska Totals	28	5,625	656-1,668	.393	267-729	.366	375-555	.676	998-35.6	503-8	396	317	88	203	1,954-69.8
Opponent Totals	28	5,625	706-1,631	.433	213-610	.349	355-510	.696	1,135-40.5	524-	409	404	132	165	1,980-70.7

Game-by-Game Review

Overall: 13-15 Big 12: 6-10 (1-7th) Home: 12-4 (5-3 B12) Away: 1-10 (1-7 B12) Neutral: 0-1

Date	Opponent	W/L	Score	Record	Att.	Points	Rebounds	Assists
11/20	North Carolina A&T	W	69-57	1-0	6,166	Conklin 18	Clemmons 8	Muhleisen 8
11/24	Winthrop	W	73-65	2-0	5,246	Cochran, Robinson 15	Clemmons, Conklin 5	Conklin, Muhleisen 3
11/28	UT-San Antonio	W	81-63	3-0	6,338	Muhleisen 16	Turek 8	Muhleisen 5
12/2	Wofford	W	65-46	4-0	5,786	Conklin 18	Clemmons 9	Clemmons 6
12/5	Western Illinois	W	72-53	5-0	6,580	Muhleisen 19	Buckendahl, Clemmons 8	Clemmons 8
12/8	Oral Roberts	W	61-55	6-0	7,288	Cochran 19	Conklin 11	Clemmons 3
12/12	at Creighton	L	70-76	6-1	9,369	Cochran 20	Buckendahl, Turek 5	Muhleisen 5
12/15	Sam Houston State	L	70-74	6-2	6,304	Cochran 20	Clemmons 10	Muhleisen 4
12/22	at Minnesota	L	72-81	6-3	13,435	Robinson 14	Three with 4	Muhleisen 5
12/29	at Pacific	L	52-75	6-4	3,507	Muhleisen 14	Turek 10	Clemmons 4
1/2	Savannah State	W	66-47	7-4	7,528	Robinson 20	Turek 9	Clemmons 5
1/5	at Missouri*	L	53-60	7-5	13,545	Cochran 12	Turek 9	Buckendahl, Cochran 3
1/9	at Kansas*	L	57-96	7-6	16,300	Robinson, Clemmons 16	Muhleisen 6	Muhleisen, Clemmons 2
1/12	Colorado*	W	75-67	8-6	7,620	Robinson 25	Turek 8	Muhleisen, Clemmons 4
1/16	Oklahoma*	L	51-78	8-7	9,026	Conklin 14	Turek 7	Clemmons 4
1/19	at Texas*	L	66-77	8-8	10,124	Cochran 19	Thomas 7	Muhleisen, Robinson 4
1/23	at Oklahoma State*	L	63-70	8-9	12,517	Robinson 22	Robinson, Muhleisen 6	Muhleisen, Robinson 3
1/26	Iowa State*	W (ot)	86-84	9-9	9,187	Clemmons, Robinson 18	Clemmons 10	Muhleisen 4
1/30	Texas Tech*	W	80-69	10-9	13,530	Cochran 19	Turek 10	Robinson 5
2/5	at Colorado*	L	61-84	10-10	5,857	Muhleisen 13	Cochran 5	Clemmons 3
2/9	Kansas State*	W	99-82	11-10	7,275	Muhleisen 21	Turek 7	Three players 5
2/13	Missouri*	L	71-87	11-11	9,622	Robinson 20	Thomas 11	Robinson 6
2/16	at Iowa State*	L	79-85	11-12	14,092	Conklin 20	Muhleisen 5	Muhleisen 8
2/20	at Texas A&M*	W	82-72	12-12	4,011	Clemmons 23	Turek 7	Muhleisen 6
2/24	Kansas*	L	87-88	12-13	14,055	Cochran, Robinson 22	Turek 12	Robinson 6
2/27	Baylor*	W	75-55	13-13	8,322	Cochran 27	Turek 9	Muhleisen 4
3/2	at Kansas State*	L	58-67	13-14	8,028	Turek 20	Cochran 9	Cochran 6
3/7	vs. Colorado%	L	60-67	13-15	10,500	Cochran 22	Turek 11	Clemmons, Cochran 4

* Big 12 game

% Big 12 Tournament

Final Big 12 Statistics

Player	G-GS	Min.-Avg.	FG-FGA	Pct.	3PT-3PTA	Pct.	FT-FTA	Pct.	Reb.-Avg.	PF-D	Ast	TO	Blk	Stl	Pts.-Avg.
John Robinson II	16-12	468-29.3	75-206	.364	33-113	.292	33-49	.673	59-3.7	34-0	53	31	1	29	216-13.5
Cary Cochran	16-16	469-29.3	64-153	.418	53-121	.438	27-29	.931	54-3.4	39-0	40	21	0	18	208-13.0
Jake Muhleisen	16-15	481-30.1	63-156	.404	19-69	.275	37-50	.740	62-3.9	36-0	58	34	4	16	182-11.4
Brian Conklin	16-11	416-26.0	52-117	.444	46-96	.479	9-10	.900	45-2.8	35-1	15	10	7	9	159-9.9
Brennon Clemmons	16-4	313-19.6	39-113	.345	14-35	.400	52-76	.684	69-4.3	32-0	35	37	1	23	144-9.0
John Turek	14-12	364-26.0	40-102	.392	0-0	.000	13-35	.371	90-6.4	36-1	12	12	23	7	93-6.6
Wilson Thomas	15-3	259-17.3	24-52	.462	0-0	.000	23-40	.575	51-3.4	41-1	4	12	0	4	71-4.7
Corey Simms	16-0	169-10.6	8-36	.222	1-5	.200	19-29	.655	30-1.9	15-0	6	15	2	6	36-2.3
Dan Heimos	10-0	48-4.8	7-9	.778	0-0	.000	0-0	.000	6-0.6	13-1	0	1	5	0	14-1.4
Ross Buckendahl	16-5	190-11.9	7-17	.412	1-7	.143	0-2	.000	30-1.9	22-0	9	3	2	2	15-0.9
Marques McCarty	5-0	7-1.4	1-3	.333	0-1	.000	1-2	.500	2-0.4	0-0	0	0	0	0	3-0.6
Justin Boeker	8-1	26-3.3	1-3	.333	0-0	.000	0-2	.000	8-1.0	1-0	0	0	1	1	2-0.3
Adam Bohac	5-0	5-1.0	0-1	.000	0-0	.000	0-0	.000	0-0.0	0-0	1	1	0	0	0-0.0
Kedrick Ford	5-1	11-2.2	0-2	.000	0-0	.000	0-0	.000	3-0.6	1-0	0	1	0	1	0-0.0
Team									36-2.3			1			
Nebraska Totals	16	3,225	381-970	.393	167-447	.374	214-324	.660	545-34.1	305-4	232	179	46	116	1,143-71.4
Opponent Totals	16	3,225	442-965	.458	122-325	.375	215-310	.694	686-42.9	306-	251	234	82	97	1,221-76.3

Record by Lineup

No.	Starting Lineup	Record
1.	Buckendahl, Cochran, Conklin, Ford, Muhleisen	1-0
2.	Buckendahl, Clemmons, Cochran, Conklin, Muhleisen	5-3
3.	Buckendahl, Clemmons, Cochran, Muhleisen, Turek	2-4
4.	Cochran, Conklin, Muhleisen, Robinson, Turek	3-6
5.	Cochran, Conklin, Muhleisen, Robinson, Thomas	1-2
6.	Boeker, Buckendahl, Cochran, Ford, Robinson	1-0

Miscellaneous Statistics

Biggest margin of victory	20; vs. Baylor (2/27)
Biggest margin of defeat	39; at Kansas (1/9)
Largest lead surrendered in loss	18; vs. Sam Houston State (12/15)
Largest halftime lead surrendered in loss	7; twice
Largest deficit overcome in win	11; vs. Colorado (1/12)
Largest halftime deficit overcome in win	5; vs. Iowa State (1/26)
Largest lead at any time	29; vs. Savannah State (1/2)
Largest deficit at any time	47; at Kansas (1/9)
Largest runs without opponent scoring	13-0; vs. Savannah State (1/2)
Largest opponent run without NU scoring	21-0; vs. Oklahoma (1/16)

Record When:

	All	Home	Away
Ahead at Halftime	12-3	11-1	1-2
Behind at Halftime	1-11	1-2	0-9
Tied at Halftime	0-1	0-1	0-0
Bench Outscores Opponent's	12-5	11-1	1-4
Opponent Bench Outscores NU	1-10	1-2	0-8
Shooting 50% or Better	2-0	2-0	0-0
Shooting Under 50%	11-15	10-4	1-11
Opp. Shoots 50% or Better	0-6	0-2	0-4
Opp. Shoots Under 50%	12-9	11-2	1-7
Outshooting Opponent (percentage)	10-3	10-0	0-3
Outshot by Opponent (percentage)	3-12	2-4	1-8
Outrebounding Opponent	4-2	4-0	0-2
Outrebounded by Opponent	8-13	7-4	1-9
Rebounds are Even	1-0	1-0	0-0
Committing More TOs than Opp.	1-4	1-1	0-3
Committing Fewer TOs than Opp.	11-11	10-3	1-8
Turnovers are Even	1-0	1-0	0-0
Leading with 5:00 left	13-3	12-2	1-1
Trailing with 5:00 left	0-11	0-2	0-9
Tied with 5:00 left	0-1	0-0	0-1
In Overtime	1-0	1-0	0-0
Scoring 80 or more points	5-1	4-1	1-0
Scoring 79 or fewer points	8-14	8-3	0-11
Allowing 80 or more points	2-6	2-2	0-4
Allowing 79 or fewer points	11-9	10-2	1-7

Honors

Cary Cochran: Honorable-Mention All-Big 12 (Coaches); Academic All-Big 12 First Team; Academic All-District First Team (SIDs)
 John Robinson II: Honorable-Mention All-Big 12 (Coaches); All-Big 12 Improved Team (AP)
 Brian Conklin: Academic All-Big 12 First Team



Guard Cary Cochran led the team in scoring (14.0) while setting a school single-season record with 89 three-pointers. He also led the nation in free-throw percentage by hitting 92.2 percent (71-of-77) from the free-throw line, the second-highest mark in school history.

Statistical Highs/Lows

Nebraska Individual Highs

Points Scored	27; Cary Cochran vs. Baylor
Field goals	9; Cary Cochran vs. Baylor
Field goal attempts	21; John Robinson II vs. Kansas
Field goal percentage*	.833; Cary Cochran vs. Kansas State (5-of-6)
Three-point goals	**8; Cochran vs. Baylor
Three-point attempts	**13; Cary Cochran vs. Baylor
Free throws	13; Brennon Clemmons vs. Iowa State
Free throw attempts	18; Brennon Clemmons vs. Iowa State
Free throw percentage*	1.000; two players, three times
Rebounds	12; John Turek vs. Kansas
Assists	8; two players, three times
Blocked Shots	5; John Turek vs. Baylor
Steals	4, two players, five times

*Minimum 5 attempts; ** School Record

Nebraska Team Highs

Points scored	99; vs. Kansas State
One half	50; vs. Kansas State (2nd half)
Field goals	30; vs. UT-San Antonio
Field goal attempts	74; vs. Texas Tech; vs. Colorado
Field goal percentage	.565; vs. Kansas State (26-of-46)
Three-point goals	18; vs. Kansas
Three-point attempts	37; vs. Kansas
Three-point percentage	.591; at Minnesota (13-of-22)
Free throws	35; vs. Kansas State
Free throw attempts	42; vs. Kansas State
Free throw percentage	.875; vs. Texas Tech (14-of-16)
Rebounds	48; vs. Savannah State
Rebound margin	+14; vs. Wofford
Personal fouls	24; at Texas
Assists	21; vs. Kansas
Turnovers	18; at Minnesota
Blocked Shots	8; vs. UT-San Antonio
Steals	13; vs. Colorado

Opponent Team Highs

Points scored	96; at Kansas
One half	57; at Kansas (1st half)
Field goals	36; at Kansas
Field goal attempts	73; at Kansas
Field goal percentage	.604; at Iowa State (32-of-53)
Three-point goals	14; vs. Kansas State
Three-point attempts	35; vs. UT-San Antonio
Three-point percentage	.583; vs. Kansas State (14-of-24)
Free throws	24; vs. Iowa State
Free throw attempts	31; vs. Iowa State
Free throw percentage	.909; at Pacific (20-of-22)
Rebounds	58; at Kansas
Personal fouls	29; vs. Kansas State, vs. Iowa State
Assists	26; at Kansas
Turnovers	20; vs. Texas Tech, vs. Winthrop
Blocked shots	10; vs. Kansas
Steals	11; at Minnesota

Opponent Individual Highs

33; Devin Brown, UT-San Antonio
12; Kareem Rush, Missouri
22; Drew Gooden, Kansas
.875; Omar Bynum, Iowa State (7-of-8)
8; Devin Brown, UT-San Antonio
14; Devin Brown, UT-San Antonio
16; Tyray Pearson, Iowa State
20; Tyray Pearson, Iowa State
1.000; five players, five times
17; Ivan McFarland, Oklahoma State
12; Aaron Miles, Kansas
5; Nick Collison, Kansas
4; four players, four times

Nebraska Team Lows

51; vs. Oklahoma
19; vs. Oklahoma (1st half)
16; vs. Oklahoma
44; vs. Winthrop
.246; vs. Oklahoma (16-of-65)
3; at Kansas
15; vs. Winthrop
.167; at Kansas (3-of-18)
1; at Missouri
5; at Missouri
.200; at Missouri (1-5)
22; at Oklahoma State
-23; three times
11; vs. Savannah State
6; at Kansas
3; at Iowa State
0; at Pacific, vs. Kansas
3; vs. North Carolina A&T

Opponent Team Lows

46; vs. Wofford
19; vs. Wofford (2nd half)
15; vs. Savannah State
47; at Pacific
.294; vs. Savannah State (15-of-51)
2; vs. Texas Tech
11; at Iowa State
.133; vs. Texas Tech (2-of-15)
4; vs. North Carolina A&T
7; vs. Western Illinois, vs. Baylor
.500; vs. North Carolina A&T (4-of-8), vs. Wofford (5-of-10)
29; vs. Kansas State
10; at Missouri
9; vs. UT-San Antonio, vs. Wofford, vs. Iowa State, vs. Baylor
8; vs. Western Illinois, at Iowa State
1; at Pacific, vs. Iowa State
1; vs. North Carolina A&T, vs. Kansas State, at Iowa State

Big 12 Team Statistics (all games)

Scoring Offense			3-pt. FG Percentage			Rebound Margin					
G	Points	Avg.	G	3FG-3FGA	Pct.	G	Avg./Opp.	Avg. Margin			
1. Kansas	37	3,365	90.9	1. Kansas	37	224-536	.418	1. Kansas	37	44.3-35.5	+8.7
2. Missouri	36	2,877	79.9	2. Missouri	36	326-834	.391	2. Colorado	29	43.1-36.6	+6.4
3. Colorado	29	2,312	79.7	3. Iowa State	31	102-268	.381	3. Oklahoma State	32	40.0-33.6	+6.4
4. Texas Tech	32	2,532	79.1	4. Texas Tech	32	146-388	.376	4. Oklahoma	36	40.0-34.1	+5.9
5. Texas	34	2,657	78.1	5. Texas	34	200-544	.368	5. Texas	34	39.9-34.9	+5.0
6. Oklahoma	36	2,807	78.0	6. Nebraska	28	267-729	.366	6. Missouri	36	39.3-34.9	+4.4
7. Baylor	30	2,296	76.5	Baylor	30	273-746	.366	7. Iowa State	31	35.6-31.9	+3.7
8. Oklahoma State	32	2,293	71.7	8. Colorado	29	192-538	.357	8. Texas A&M	31	36.7-35.6	+1.0
9. Nebraska	28	1,954	69.8	9. Oklahoma	36	236-674	.350	9. Texas Tech	32	38.4-39.7	-1.2
10. Iowa State	31	2,161	69.7	10. Kansas State	29	151-434	.348	10. Kansas State	29	35.0-36.3	-1.2
11. Kansas State	29	1,985	68.4	11. Oklahoma State	32	167-510	.327	11. Baylor	30	36.1-39.5	-3.4
12. Texas A&M	31	2,015	65.0	12. Texas A&M	31	179-550	.325	12. Nebraska	28	35.6-40.5	-4.9
Scoring Defense			3-pt. FG Pct. Defense			Blocked Shots					
G	Points	Avg.	G	3FG-3FGA	Pct.	G	Blocks	Avg./G			
1. Oklahoma State	32	2,050	64.1	1. Oklahoma	36	170-568	.299	1. Kansas	37	210	5.68
2. Oklahoma	36	2,327	64.6	2. Oklahoma State	32	174-566	.307	2. Colorado	29	137	4.72
3. Iowa State	31	2,162	69.7	3. Kansas State	29	198-615	.322	3. Missouri	36	154	4.28
4. Kansas State	29	2,050	70.7	4. Nebraska	28	213-610	.349	4. Iowa State	31	130	4.19
Nebraska	28	1,980	70.7	5. Texas Tech	32	198-558	.355	Texas Tech	32	134	4.19
6. Texas Tech	32	2,292	71.6	6. Texas A&M	31	178-498	.357	6. Kansas State	29	117	4.03
7. Baylor	30	2,166	72.2	7. Kansas	37	281-779	.361	7. Baylor	30	116	3.87
8. Missouri	36	2,610	72.5	8. Missouri	36	197-541	.364	8. Texas	34	131	3.85
9. Texas	34	2,489	73.2	9. Texas	34	242-662	.366	9. Oklahoma	36	134	3.72
10. Texas A&M	31	2,292	73.9	10. Baylor	30	209-558	.375	10. Texas A&M	31	113	3.65
11. Kansas	37	2,765	74.7	11. Colorado	29	248-649	.382	11. Oklahoma State	32	110	3.44
12. Colorado	29	2,258	77.9	12. Iowa State	31	195-509	.383	12. Nebraska	28	88	3.14
Scoring Margin			Free Throw Pct.			Assists					
G	Off.-Def.	Avg.	G	FT-FTA	Pct.	G	Assists	Avg./G			
1. Kansas	37	90.9-74.7	+16.2	1. Oklahoma	36	549-716	.767	1. Kansas	37	767	20.73
2. Oklahoma	36	78.0-64.6	+13.3	2. Iowa State	31	575-769	.748	2. Texas Tech	32	588	18.38
3. Oklahoma State	32	71.7-64.1	+7.6	3. Kansas	37	623-867	.719	3. Colorado	29	508	17.52
4. Texas Tech	32	79.1-71.6	+7.5	4. Baylor	30	423-589	.718	4. Baylor	30	514	17.13
5. Missouri	36	79.9-72.5	+7.4	5. Missouri	36	489-709	.690	5. Texas	34	516	15.18
6. Texas	34	78.1-73.2	+4.9	6. Texas	34	559-814	.687	6. Missouri	36	539	14.97
7. Baylor	30	76.5-72.2	+4.3	7. Texas Tech	32	524-768	.682	7. Texas A&M	31	458	14.77
8. Colorado	29	79.7-77.9	+1.9	8. Colorado	29	452-668	.677	8. Oklahoma State	32	460	14.38
9. Iowa State	31	69.7-69.7	+0.0	9. Nebraska	28	375-555	.676	9. Oklahoma	36	517	14.36
10. Nebraska	28	69.8-70.7	-0.9	10. Kansas State	29	408-614	.664	10. Nebraska	28	396	14.14
11. Kansas State	29	68.4-70.7	-2.2	11. Texas A&M	31	376-577	.652	11. Kansas State	29	408	14.07
12. Texas A&M	31	65.0-73.9	-8.9	12. Oklahoma State	32	456-708	.644	12. Iowa State	31	344	11.10
FG Percentage			Rebound Offense			Steals					
G	FG-FGA	Pct.	G	Reb.	Avg./G	G	Steals	Avg./G			
1. Kansas	37	1,259-2,487	.506	1. Kansas	37	1,638	44.3	1. Kansas	37	357	9.65
2. Texas Tech	32	931-1,999	.466	2. Colorado	29	1,249	43.1	2. Baylor	30	278	9.27
3. Iowa State	31	742-1,611	.461	3. Oklahoma	36	1,439	40.0	3. Oklahoma	36	325	9.03
4. Missouri	36	1,031-2,253	.458	Oklahoma State	32	1,279	40.0	4. Oklahoma State	32	247	7.72
5. Colorado	29	834-1,842	.453	5. Texas	34	1,356	39.9	5. Texas Tech	32	243	7.59
Texas	34	949-2,096	.453	6. Missouri	36	1,415	39.3	6. Missouri	36	264	7.33
7. Oklahoma State	32	835-1,863	.448	7. Texas Tech	32	1,230	38.4	7. Nebraska	28	203	7.25
8. Oklahoma	36	1,011-2,281	.443	8. Texas A&M	31	1,137	36.7	8. Texas	34	211	6.21
9. Kansas State	29	713-1,616	.441	9. Baylor	30	1,083	36.1	9. Colorado	29	178	6.14
10. Baylor	30	800-1,821	.439	10. Nebraska	28	998	35.6	10. Kansas State	29	169	5.83
11. Texas A&M	31	730-1,781	.410	Iowa State	31	1,104	35.6	11. Texas A&M	31	163	5.26
12. Nebraska	28	656-1,668	.393	12. Kansas State	29	1,016	35.0	12. Iowa State	31	155	5.00
FG Pct. Defense			Rebound Defense								
G	FG-FGA	Pct.	G	Reb.	Avg./G						
1. Kansas	37	991-2,467	.402	1. Iowa State	31	989	31.9				
2. Oklahoma	36	795-1,960	.406	2. Oklahoma State	32	1,074	33.6				
3. Oklahoma State	32	749-1,839	.407	3. Oklahoma	36	1,228	34.1				
4. Kansas State	29	700-1,685	.415	4. Missouri	36	1,255	34.9				
5. Texas Tech	32	878-2,075	.423	Texas	34	1,186	34.9				
6. Colorado	29	821-1,915	.429	6. Kansas	37	1,315	35.5				
7. Iowa State	31	775-1,791	.433	7. Texas A&M	31	1,105	35.6				
Nebraska	28	706-1,631	.433	8. Kansas State	29	1,052	36.3				
9. Baylor	30	800-1,838	.435	9. Colorado	29	1,062	36.6				
10. Texas	34	892-2,036	.438	10. Baylor	30	1,185	39.5				
11. Missouri	36	949-2,125	.447	11. Texas Tech	32	1,269	39.7				
12. Texas A&M	31	804-1,759	.457	12. Nebraska	28	1,135	40.5				

Big12TeamStatistics (league-only games)

Scoring Offense				3-Pt. FG Pct.				Rebounding Margin			
G	Points	Avg.	G	FG-FGA	Pct.	G	Marg	G	Mar.		
1. Kansas	1,516	94.8	16	103-226	.456	1	+6.9	1	100	6.25	
2. Texas	1,298	81.1	16	156-380	.411	2	+4.8	2	76	4.75	
3. Texas Tech	1,270	79.4	16	82-206	.398	3	+3.6	3	69	4.31	
4. Oklahoma	1,253	78.3	16	58-146	.397	4	+3.4	4	68	4.25	
5. Missouri	1,245	77.8	16	88-227	.388	5	+1.8	5	64	4.00	
6. Colorado	1,231	76.9	16	167-447	.374	6	+1.5	6	63	3.94	
7. Nebraska	1,143	71.4	16	102-277	.368	7	+0.1	7	54	3.38	
8. Baylor	1,132	70.8	16	112-305	.367	8	-0.2	8	53	3.31	
9. Iowa State	1,119	69.9	16	97-273	.355	9	-2.6	9	51	3.19	
10. Kansas State	1,090	68.1	16	105-297	.354	10	-3.8	10	51	3.19	
11. Oklahoma State	1,088	68.0	16	140-414	.338	11	-6.9	11	46	2.88	
12. Texas A&M	970	60.6	16	72-229	.314	12	-8.8	12	44	2.75	
Scoring Defense				3-Pt. FG Pct. Def.				Blocked Shots			
G	Points	Avg.	G	FG-FGA	Pct.	G	Blk	G	Blks	Avg.	
1. Oklahoma State	1,079	67.4	16	72-244	.295	1	100	6.25			
2. Oklahoma	1,100	68.8	16	102-307	.332	2	76	4.75			
3. Texas Tech	1,185	74.1	16	90-251	.359	3	69	4.31			
4. Kansas State	1,188	74.2	16	99-273	.363	4	68	4.25			
5. Texas A&M	1,190	74.4	16	120-326	.368	5	64	4.00			
6. Iowa State	1,195	74.7	16	101-270	.374	6	63	3.94			
7. Kansas	1,211	75.7	16	122-325	.375	7	54	3.38			
8. Missouri	1,215	75.9	16	97-247	.393	8	53	3.31			
9. Nebraska	1,221	76.3	16	99-315	.394	9	51	3.19			
Baylor	1,221	76.3	16	133-337	.395	10	51	3.19			
11. Texas	1,230	76.9	16	105-252	.417	11	46	2.88			
12. Colorado	1,320	82.5	16	117-280	.418	12	44	2.75			
Free Throw Pct.				3-Pt. FG/G				Assists			
G	FT-FTA	Pct.	G	3FG	3FG/G	G	Asst	G	Asst	Avg.	
1. Oklahoma	241-302	.798	1	167	10.44	1	353	22.06			
2. Iowa State	279-367	.760	2	156	9.75	2	315	19.69			
3. Texas	286-397	.720	3	140	8.75	3	262	16.38			
Kansas	265-368	.720	4	112	7.00	4	248	15.50			
5. Baylor	196-279	.703	5	105	6.56	5	244	15.25			
6. Missouri	201-291	.691	6	103	6.44	6	244	15.25			
7. Colorado	228-334	.683	7	102	6.38	7	237	14.81			
8. Texas Tech	230-341	.674	8	97	6.06	8	232	14.50			
9. Texas A&M	169-253	.668	9	88	5.50	9	231	14.44			
10. Nebraska	214-324	.660	10	82	5.12	10	226	14.12			
Kansas State	200-303	.660	11	72	4.50	11	219	13.69			
12. Oklahoma State	198-323	.613	12	58	3.62	12	194	12.12			
Field Goal Pct.				Rebounding Offense				Steals			
G	FG-FGA	Pct.	G	Reb.	Avg.	G	Stl	G	Stl	Avg.	
1. Kansas	574-1,097	.523	1	683	42.7	1	138	8.62			
2. Texas Tech	479-1,004	.477	2	659	41.2	2	131	8.19			
3. Iowa State	391-859	.455	3	629	39.3	3	131	8.19			
4. Kansas State	401-882	.455	4	601	37.6	4	116	7.25			
5. Missouri	444-985	.451	5	601	37.6	5	112	7.00			
6. Oklahoma	450-999	.450	6	598	37.4	6	109	6.81			
7. Texas	455-1,016	.448	7	592	37.0	7	108	6.75			
8. Colorado	449-1,010	.445	8	562	35.1	8	102	6.38			
9. Oklahoma State	409-929	.440	9	545	34.1	9	84	5.25			
10. Baylor	398-957	.416	10	540	33.8	10	78	4.88			
11. Texas A&M	352-883	.399	11	531	33.2	11	77	4.81			
12. Nebraska	381-970	.393	12	520	32.5	12	59	3.69			
FG Pct. Defense				Rebounding Defense				Assist/Turnover Ratio ...			
G	Points	Pct.	G	Reb.	Avg.	G	Ast-Trn	G	Ast-Trn	Ratio	
1. Oklahoma	371-900	.412	1	538	33.6	1	315-196	1.61			
2. Kansas	436-1,055	.413	2	543	33.9	2	353-232	1.52			
3. Texas Tech	460-1,046	.440	3	565	35.3	3	232-179	1.30			
4. Oklahoma State	399-905	.441	4	569	35.6	4	231-187	1.24			
5. Kansas State	413-929	.445	5	572	35.8	5	244-202	1.21			
6. Texas	434-957	.454	6	574	35.9	6	248-207	1.20			
Texas A&M	409-900	.454	7	577	36.1	7	262-235	1.11			
8. Colorado	479-1,051	.456	8	581	36.3	8	226-215	1.05			
9. Nebraska	442-965	.458	9	582	36.4	9	237-231	1.03			
10. Iowa State	445-966	.461	10	633	39.6	10	219-224	0.98			
11. Missouri	441-949	.465	11	641	40.1	11	244-269	0.91			
12. Baylor	454-968	.469	12	686	42.9	12	194-223	0.87			

Big 12 Individual Statistics (league-only games)

Scoring	G	Points	Avg.
1. Andre Emmett, TTU 16	16	344	21.5
2. Drew Gooden, KU 16	16	328	20.5
3. Kareem Rush, MU 16	16	317	19.8
4. Tyray Pearson, ISU 16	16	305	19.1
5. Kirk Hinrich, KU 16	16	280	17.5
6. Aaron McGhee, OU 16	16	279	17.4
7. Hollis Price, OU 16	16	269	16.8
Lawrence Roberts, BU . 16	16	269	16.8
9. Clarence Gilbert, MU 16	16	268	16.8
10. Nick Collison, KU 16	16	266	16.6

21. John Robinson II, NU... 16	16	216	13.5
22. Cary Cochran, NU 16	16	208	13.0

Rebounding	G	Off.-Tot.	Avg.
1. Stephane Pelle, CU 16	16	69-188	11.8
2. James Thomas, UT 16	16	58-166	10.4
3. Drew Gooden, KU 16	16	40-164	10.2
4. Pervis Pasco, KSU 16	16	47-132	8.2
5. Aaron McGhee, OU 16	16	44-130	8.1
Ivan McFarland, OSU... 16	16	62-130	8.1
7. Lawrence Roberts, BU ... 16	16	51-129	8.1
8. Nick Collison, KU 16	16	49-125	7.8
Arthur Johnson, MU 16	16	48-124	7.8
10. Tyray Pearson, ISU 16	16	45-122	7.6

15. John Turek, NU 14	14	33-90	6.4

Field Goal Pct. (Min. 4.0 made)	FG-FGA	Pct.
1. David Harrison, CU 16	88-133	.662
2. Ivan McFarland, OSU... 16	71-110	.645

3. Nick Collison, KU 16	110-187	.588
4. Andre Emmett, TTU 16	138-239	.577
5. James Thomas, UT 16	74-132	.561
6. Kirk Hinrich, KU 16	97-175	.554
7. Pervis Pasco, KSU 16	71-129	.550
8. Arthur Johnson, MU 16	91-171	.532
9. Drew Gooden, KU 16	134-253	.530
10. Andy Ellis, TTU 16	94-184	.511

Free Throw Pct. (Min. 3.0 made)	G	FT-FTA	Pct.
1. Jake Sullivan, ISU 16	16	62-69	.899
2. Jason Detrick, OU 16	16	48-54	.889
3. D.J. Harrison, CU 13	13	37-42	.881
4. T.J. Ford, UT 16	16	59-67	.881
5. Aaron McGhee, OU 16	16	67-77	.870
6. Kirk Hinrich, KU 16	16	52-62	.839
7. Hollis Price, OU 16	16	40-48	.833
8. Wayne Simien, KU 16	16	33-40	.825
9. Royal Ivey, UT 16	16	40-49	.816
10. Shane Power, ISU 16	16	50-62	.806

3-Pt. FG Pct. (Min. 1.0 made)	G	3FG-FGA	Pct.
1. Kirk Hinrich, KU 16	16	34-64	.531
2. Jeff Boschee, KU 16	16	51-101	.505
3. R.T. Guinn, BU 16	16	25-52	.481
4. Brian Conklin, NU 16	16	46-96	.479
5. Jake Sullivan, ISU 16	16	39-82	.476
6. Rickey Paulding, MU 16	16	26-56	.464
7. Quannas White, OU 16	16	17-37	.459
8. Cary Cochran, NU 16	16	53-121	.438
9. Blair Wilson, CU 16	16	48-111	.432
10. Larry Scott, TAMU 15	15	15-35	.429

3-Pt. FG Made	G	3FG	Avg.
1. Clarence Gilbert, MU 16	16	57	3.56
2. Cary Cochran, NU 16	16	53	3.31
3. Kareem Rush, MU 16	16	52	3.25
4. Jeff Boschee, KU 16	16	51	3.19
5. Blair Wilson, CU 16	16	48	3.00
6. Brian Conklin, NU 16	16	46	2.88
7. Wendell Greenleaf, BU . 16	16	42	2.62
8. Jake Sullivan, ISU 16	16	39	2.44
9. Brandon Mouton, UT 16	16	37	2.31
Hollis Price, OU 16	16	37	2.31

12. John Robinson II, NU... 16	16	33	2.06

Assists	G	Asst.	Avg.
1. T.J. Ford, UT 16	16	131	8.19
2. Aaron Miles, KU 16	16	119	7.44
3. Bernard King, TAMU 16	16	83	5.19
4. Kirk Hinrich, KU 16	16	82	5.12
Quannas White, OU 16	16	82	5.12
6. James Wright, CU 16	16	81	5.06
7. Larry Reid, KSU 15	15	74	4.93
8. Bradley Jackson, TAMU 16	16	70	4.38
9. Victor Williams, OSU 16	16	65	4.06
10. Kasib Powell, TTU 16	16	64	3.75
11. Rickey Morgan, ISU 16	16	59	3.69
12. Jake Muhleisen, NU 16	16	58	3.62

Steals	G	Steals	Avg.
1. T.J. Ford, UT 16	16	31	1.94
2. Wendell Greenleaf, BU . 16	16	29	1.81
John Robinson II, NU... 16	16	29	1.81
4. Hollis Price, OU 16	16	25	1.56
Drew Gooden, KU 16	16	25	1.56
Daryan Selvy, OU 16	16	25	1.56
7. Larry Reid, KSU 16	16	23	1.53
8. Victor Williams, OSU 16	16	24	1.50
Aaron Miles, KU 16	16	24	1.50
Shane Power, ISU 16	16	24	1.50

Blocked Shots	G	Blocks	Avg.
1. Nick Collison, KU 16	16	42	2.62
2. Andy Ellis, TTU 16	16	32	2.00
3. Drew Gooden, KU 16	16	29	1.81
Arthur Johnson, MU 16	16	29	1.81
5. John Turek, NU 14	14	23	1.64
6. Jabahri Brown, OU 16	16	25	1.56
7. Jared Homan, ISU 16	16	24	1.50
8. Pervis Pasco, KSU 16	16	23	1.44
9. Ivan McFarlin, OSU 16	16	20	1.25
10. Tyray Pearson, ISU 16	16	18	1.12

Assist/Turnover	G	Ast/Turn Ratio
1. Marcus Shropshire, TTU . 12	12	12/1 12.00
2. Travis Canby, KSU 12	12	6/1 6.00
3. Nathan Doudney, TTU . 16	16	24/6 4.00
4. Aaron Miles, KU 16	16	119/31 3.84
5. Quannas White, OU 16	16	82/28 2.93
6. Kasib Powell, TTU 16	16	64/22 2.91
7. Ross Buckendahl, NU ... 16	16	8/3 2.67
8. Kirk Hinrich, KU 16	16	82/32 2.56
9. Jeff Boschee, KU 16	16	33/13 2.54
10. Brian Brookhart, TAMU 14	14	10/4 2.50

15. Cary Cochran, NU 16	16	40/21 1.90
-------------------------------	----	------------

2002 All-Big 12 Teams

First Team

Associated Press Poll	Pos.	Coaches Poll
Drew Gooden, Kansas F-F		Drew Gooden, Kansas
Andre Emmett, Texas Tech F-F		Kirk Hinrich, Kansas
Kareem Rush, Missouri F-F		Kareem Rush, Missouri
Kirk Hinrich, Kansas G-F		Aaron McGhee, Oklahoma
Hollis Price, Oklahoma G-G		Hollis Price, Oklahoma
..... F		Andre Emmett, Texas Tech

Second Team

Associated Press Poll	Pos.	Coaches Poll
Nick Collison, Kansas F-F		Nick Collison, Kansas
Tyray Pearson, Iowa State F-F		Tyray Pearson, Iowa State
Andy Ellis, Texas Tech F-G		Larry Reid, Kansas State
Aaron McGhee, Oklahoma F-G		T.J. Ford, Texas
T.J. Ford, Texas G-F		Andy Ellis, Texas Tech

Third Team

Associated Press Poll	Pos.	Coaches Poll
Lawrence Roberts, Baylor F-F		Stephane Pelle, Colorado
Clarence Gilbert, Missouri G-G		Jake Sullivan, Iowa State
Larry Reid, Kansas State G-G		Clarence Gilbert, Missouri
Maurice Baker, Oklahoma State G-F		Fredrik Jonzen, Oklahoma State
Jeff Boschee, Kansas G-C		James Thomas, Texas

Honorable-Mention (Nebraska players): Cary Cochran (Coaches), John Robinson II (Coaches)

Nebraska Players on All-Big 12 Specialty Teams

All-Improved (Nebraska players): John Robinson II

Coach of the Year: Roy Williams, Kansas
 Player of the Year: Drew Gooden, Kansas
 Newcomer of the Year: Ebi Ere, Oklahoma
 Freshman of the Year: T.J. Ford, Texas

2001-02 Game-by-Game Box Scores

Nebraska 69, North Carolina A&T 57
Nov. 20, 2001 at Lincoln, Neb.

Table with columns for Player, tot-fg, 3-pt, rebounds, pf, tp, a, to, blk, s, min. Lists stats for North Carolina A&T players like Debro, Anthony, f and Jenkins, Bruce, f.

Total FG% 1st Half: 11-30, .367 2nd Half: 10-29, .345 Game: 21-59, .356 DEADBALL REBOUNDS 2
3-Pt. FG% 1st Half: 7-14, .500 2nd Half: 4-13, .308 Game: 11-27, .407
F Throw % 1st Half: 1-2, .500 2nd Half: 3-6, .500 Game: 4-8, .500

Table for Nebraska 69 with columns for Player, tot-fg, 3-pt, rebounds, pf, tp, a, to, blk, s, min. Lists stats for Nebraska players like Ford, Kedrick, f and Buckendahl, Ross, f.

Total FG% 1st Half: 15-25, .557 2nd Half: 9-27, .333 Game: 24-53, .453 DEADBALL REBOUNDS 0
3-Pt. FG% 1st Half: 7-13, .538 2nd Half: 2-8, .250 Game: 9-21, .429
F Throw % 1st Half: 3-3, 1.000 2nd Half: 9-12, .750 Game: 12-15, .800

Officials: Paul Kaster, Kelly Groom, Brad Ferrie. Technical fouls: None
Attendance: 6,166

Score by Periods
North Carolina A&T: 30, 27, 57
Nebraska: 40, 29, 69

Nebraska 73, Winthrop 65
Nov. 24, 2001 at Lincoln, Neb.

Table with columns for Player, tot-fg, 3-pt, rebounds, pf, tp, a, to, blk, s, min. Lists stats for Winthrop players like Lewis, Greg, f and Walker, Tyrone, f.

Total FG% 1st Half: 11-23, .478 2nd Half: 14-33, .424 Game: 25-56, .446 DEADBALL REBOUNDS 1
3-Pt. FG% 1st Half: 0-10, .000 2nd Half: 4-13, .308 Game: 4-23, .174
F Throw % 1st Half: 1-3, .333 2nd Half: 10-12, .833 Game: 11-15, .733

Table for Nebraska 73 with columns for Player, tot-fg, 3-pt, rebounds, pf, tp, a, to, blk, s, min. Lists stats for Nebraska players like Buckendahl, Ross, f and Conklin, Brian, c.

Total FG% 1st Half: 10-24, .417 2nd Half: 12-20, .600 Game: 22-44, .500 DEADBALL REBOUNDS 5
3-Pt. FG% 1st Half: 2-8, .250 2nd Half: 2-7, .286 Game: 4-15, .267
F Throw % 1st Half: 7-10, .700 2nd Half: 18-24, .750 Game: 25-34, .735

Officials: Steve Olson, Mike Sanzere, Randy Heimerman. Technical fouls: None
Attendance: 5,426

Score by Periods
Winthrop: 23, 42, 65
Nebraska: 29, 44, 73

Nebraska 81, UT-San Antonio 63
Nov. 28, 2001 at Lincoln, Neb.

Table with columns for Player, tot-fg, 3-pt, rebounds, pf, tp, a, to, blk, s, min. Lists stats for UT-San Antonio players like Minnieweather, R., f and Powers, McEverett, f.


Total FG% 1st Half: 9-33, .273 2nd Half: 11-28, .393 Game: 20-61, .328 DEADBALL REBOUNDS 5
3-Pt. FG% 1st Half: 4-19, .211 2nd Half: 6-16, .375 Game: 10-35, .286
F Throw % 1st Half: 2-2, 1.000 2nd Half: 11-18, .611 Game: 13-20, .650

Table for Nebraska 81 with columns for Player, tot-fg, 3-pt, rebounds, pf, tp, a, to, blk, s, min. Lists stats for Nebraska players like Conklin, Brian, c and Buckendahl, Ross, f.

Total FG% 1st Half: 14-32, .438 2nd Half: 16-30, .533 Game: 30-62, .484 DEADBALL REBOUNDS 3
3-Pt. FG% 1st Half: 4-10, .400 2nd Half: 3-7, .429 Game: 7-17, .412
F Throw % 1st Half: 4-6, .667 2nd Half: 10-16, .625 Game: 14-22, .636

Officials: John Higgins, Paul Janssen, Todd Burchyett. Technical fouls: None
Attendance: 6,338

Score by Periods
UT-San Antonio: 24, 39, 63
Nebraska: 36, 45, 81



Despite being limited by an injury early in the season, senior co-captain Kedrick Ford gave the Huskers guidance and leadership against one of the toughest schedules in the nation.

No. 1/3 Kansas 96, Nebraska 57
Jan. 9, 2002 at Lawrence, Kan.

Nebraska 57

Table with 15 columns: Player, tot-fg, 3-pt, rebounds, pf, tp, a, to, blk, s, min. Lists player stats for Nebraska 57.

Summary statistics for Nebraska 57: Total FG%, 3-Pt. FG%, F Throw %, DEADBALL REBOUNDS.

Kansas 96

Table with 15 columns: Player, tot-fg, 3-pt, rebounds, pf, tp, a, to, blk, s, min. Lists player stats for Kansas 96.

Summary statistics for Kansas 96: Total FG%, 3-Pt. FG%, F Throw %, DEADBALL REBOUNDS.

Officials: Frank Basone, Mark Whitehead, Kerry Siton. Technical fouls: None. Attendance: 16,300

Score by Periods table for Kansas vs Nebraska.

Nebraska 75, Colorado 67
Jan. 12, 2002 at Lincoln, Neb.

Colorado 67

Table with 15 columns: Player, tot-fg, 3-pt, rebounds, pf, tp, a, to, blk, s, min. Lists player stats for Colorado 67.

Summary statistics for Colorado 67: Total FG%, 3-Pt. FG%, F Throw %, DEADBALL REBOUNDS.

Nebraska 75

Table with 15 columns: Player, tot-fg, 3-pt, rebounds, pf, tp, a, to, blk, s, min. Lists player stats for Nebraska 75.

Summary statistics for Nebraska 75: Total FG%, 3-Pt. FG%, F Throw %, DEADBALL REBOUNDS.

Officials: Danny Hooker, Kelly Groom, Ruben Ramos. Technical fouls: None. Attendance: 7,620

Score by Periods table for Nebraska vs Colorado.

No. 5/5 Oklahoma 78, Nebraska 51
Jan. 16, 2002 at Lincoln, Neb.

Oklahoma 78

Table with 15 columns: Player, tot-fg, 3-pt, rebounds, pf, tp, a, to, blk, s, min. Lists player stats for Oklahoma 78.

Summary statistics for Oklahoma 78: Total FG%, 3-Pt. FG%, F Throw %, DEADBALL REBOUNDS.


Nebraska 51

Table with 15 columns: Player, tot-fg, 3-pt, rebounds, pf, tp, a, to, blk, s, min. Lists player stats for Nebraska 51.

Summary statistics for Nebraska 51: Total FG%, 3-Pt. FG%, F Throw %, DEADBALL REBOUNDS.

Officials: Bill Kennedy, Kerry Sitton, David Maracich. Technical fouls: None. Attendance: 9,026

Score by Periods table for Oklahoma vs Nebraska.



NU played solid defense in 2001-02, forcing opponents into 404 turnovers during the season. On the other end of the court, Nebraska ranked sixth nationally for fewest turnovers per game.

NEBRASKA BASKETBALL

No. 1/1 Kansas 88, Nebraska 87
Feb. 24, 2002 at Lincoln, Neb.

Kansas 88 Player stats table including columns for Player, tot-fg, 3-pt, rebounds, pf, tp, a, to, blk, s, min.

Total FG% 1st Half: 17-38, .447 2nd Half: 16-30, .533 Game: 33-68, .485 DEADBALL REBOUNDS 3

Nebraska 87

Nebraska 87 Player stats table including columns for Player, tot-fg, 3-pt, rebounds, pf, tp, a, to, blk, s, min.

Total FG% 1st Half: 15-34, .441 2nd Half: 13-37, .351 Game: 28-71, .394 DEADBALL REBOUNDS 2

Officials: Tom O'Neill, Steve Welmer, Mark Whitehead. Technical fouls: None Attendance: 14,055

Score by Periods table with columns for 1st, 2nd, Total for Kansas and Nebraska.

Nebraska 77, Baylor 55
Feb. 27, 2002 at Lincoln, Neb.

Baylor 55 Player stats table including columns for Player, tot-fg, 3-pt, rebounds, pf, tp, a, to, blk, s, min.

Total FG% 1st Half: 8-31, .258 2nd Half: 12-31, .387 Game: 20-62, .323 DEADBALL REBOUNDS 1

Nebraska 75

Nebraska 75 Player stats table including columns for Player, tot-fg, 3-pt, rebounds, pf, tp, a, to, blk, s, min.

Total FG% 1st Half: 13-32, .406 2nd Half: 14-33, .424 Game: 27-65, .415 DEADBALL REBOUNDS 1

Officials: Steve Olson, Bill Kennedy, Tom Eades. Technical fouls: None Attendance: 8,322

Score by Periods table with columns for 1st, 2nd, Total for Baylor and Nebraska.

Kansas State 67, Nebraska 58
March 2, 2002 at Manhattan, Kan.

Nebraska 58 Player stats table including columns for Player, tot-fg, 3-pt, rebounds, pf, tp, a, to, blk, s, min.

Total FG% 1st Half: 11-27, .407 2nd Half: 13-30, .433 Game: 24-57, .421 DEADBALL REBOUNDS 4

Kansas State 67

Kansas State 67 Player stats table including columns for Player, tot-fg, 3-pt, rebounds, pf, tp, a, to, blk, s, min.

Total FG% 1st Half: 14-29, .483 2nd Half: 9-25, .360 Game: 23-54, .426 DEADBALL REBOUNDS 1

Officials: Bob Sitov, Paul Janssen, Bobby Hunt. Technical fouls: None. Attendance: 8,028

Score by Periods table with columns for 1st, 2nd, Total for Nebraska and Kansas State.

Colorado 67, Nebraska 60
March 7, 2002 at Kansas City, Mo.

Colorado 67 Player stats table including columns for Player, tot-fg, 3-pt, rebounds, pf, tp, a, to, blk, s, min.

Total FG% 1st Half: 11-29, .379 2nd Half: 12-26, .462 Game: 23-55, .418 DEADBALL REBOUNDS 0


Nebraska 60

Nebraska 60 Player stats table including columns for Player, tot-fg, 3-pt, rebounds, pf, tp, a, to, blk, s, min.

Total FG% 1st Half: 9-31, .290 2nd Half: 13-43, .302 Game: 22-74, .297 DEADBALL REBOUNDS 3

Officials: Paul Janssen, Bill Kennedy, Gerry Pollard. Technical fouls: None. Attendance:

Score by Periods table with columns for 1st, 2nd, Total for Colorado and Nebraska.



N

THE RECORDS

Top 60 Career Scorers

Rk.	Player, Seasons	G	FG-FGA	Pct.	FT-FTA	Pct.	Points	Avg.
1.	Dave Hoppen, 1983-84-85-86	111	804-1,341	.600	559-724	.772	2,167	19.5
2.	Eric Piatkowski, 1991-92-93-94	123	676-1,436	.471	380-489	.777	1,934 (202)	15.7
3.	Jerry Fort, 1973-74-75-76	105	777-1,793	.433	328-486	.675	1,882	17.9
4.	Andre Smith, 1978-79-80-81	114	673-1,148	.586	371-562	.660	1,717	15.1
5.	Jaron Boone, 1993-94-95-96	127	575-1,327	.433	274-387	.708	1,609 (184)	12.7
6.	Erick Strickland, 1993-94-95-96	127	535-1,219	.439	337-434	.776	1,586 (179)	12.5
7.	Tyronn Lue, 1996-97-98	99	560-1,255	.446	312-396	.788	1,577 (145)	15.9
8.	Cookie Belcher, 1997-98-99-2000-01	131	576-1,291	.446	255-400	.638	1,552 (146)	11.9
9.	Rich King, 1988-89-90-91	124	564-1,000	.564	345-510	.676	1,475 (2)	11.9
10.	Venson Hamilton, 1996-97-98-99	129	528-1,002	.527	360-590	.610	1,416	11.0
11.	Carl McPipe, 1976-77-78-79	104	546-1,126	.485	208-317	.656	1,300	12.5
12.	Tom Baack, 1966-67-68	75	526-1,138	.462	247-297	.832	1,299	17.3
13.	Stuart Lantz, 1966-67-68	75	488-1,007	.485	293-395	.742	1,269	16.9
14.	Chuck Jura, 1970-71-72	77	500-910	.549	255-427	.597	1,255	16.3
15.	Larry Florence, 1997-98-99-2000	123	496-1,150	.431	220-325	.677	1,223 (11)	9.9
16.	Jack Moore, 1979-80-81-82	105	379-830	.457	446-495	.901	1,204	11.5
17.	Brian Carr, 1984-85-86-87	123	447-942	.475	230-287	.801	1,182 (58)	9.6
18.	Brian Banks, 1976-77-78-79	110	471-986	.478	208-298	.698	1,150	10.5
19.	Marvin Stewart, 1969-70-71	66	435-921	.472	268-359	.747	1,138	17.2
20.	Clifford Scales, 1988-89-90-91	123	441-902	.489	209-272	.768	1,136 (45)	9.2
	Carl Hayes, 1990-91-92	90	439-945	.465	221-360	.614	1,136 (37)	12.6
22.	Cary Cochran, 1999-2000-01-02	119	333-800	.416	147-164	.896	1,081 (268)	9.1
23.	Herschell Turner, 1958-59-60	72	371-898	.413	314-474	.662	1,056	14.7
24.	Mikki Moore, 1994-95-96-97	114	374-676	.553	235-359	.655	986 (3)	8.6
25.	Beau Reid, 1988-89-90-91	102	320-775	.413	250-337	.742	976 (86)	9.6
26.	Bob Siegel, 1974-75-76-77	101	405-973	.416	160-232	.690	970	9.6
27.	Tom Scantlebury, 1968-69-70	75	369-835	.442	227-303	.749	965	12.9
28.	Nate Branch, 1965-66-67	75	367-871	.421	224-320	.700	958	12.8
29.	Terrance Badgett, 1993-94-95-96	127	395-764	.517	141-229	.616	953 (22)	7.5
30.	Jamar Johnson, 1992-93-94	87	333-723	.461	166-210	.790	927 (95)	10.7
31.	Rex Ekwall, 1955-56-57	65	296-690	.429	288-394	.731	880	13.5
32.	Bruce Chubick, 1991-92-93-94	119	303-540	.561	264-400	.660	878 (8)	7.4
33.	Grant Simmons, 1964-65-66	74	305-709	.430	239-350	.683	849	11.5
34.	Dapreis Owens, 1989-90-91-92	117	329-679	.484	187-302	.619	845	7.2
35.	Bob Gratopp, 1968-69-70	76	255-608	.419	316-400	.790	826	10.9
36.	Jim Buchanan, 1950-51-52	69	345-942	.366	131-203	.645	821	11.9
37.	Bill Johnson, 1952-53-54	65	264-652	.405	286-484	.591	814	12.5
	Claude Retherford, 1947-48-49	74	318-1,090	.292	178-283	.629	814	11.0
39.	Bernard Day, 1986-87	63	309-567	.545	184-264	.697	802	12.7
40.	Stan Cloudy, 1983-84	62	347-672	.516	81-119	.681	775	12.5
41.	Bus Whitehead, 1948-49-50	72	275-831	.331	215-314	.685	765	10.6
42.	Fred Seger, 1952-53-54	65	263-724	.363	236-360	.656	762	11.7
43.	Larry Cox, 1974-75-76	74	270-432	.625	217-297	.731	757	10.2
44.	Daryl Petsch, 1962-63-64	69	315-709	.444	124-197	.629	754	10.9
45.	Kimani Ffriend, 2000-01	58	267-460	.580	212-440	.482	746	12.9
46.	Charlie Jones, 1962-63-64	75	300-731	.410	135-216	.625	735	9.8
47.	Steffon Bradford, 2000-01	60	280-504	.556	156-247	.632	717	12.0
48.	Leroy Chalk, 1969-70-71	76	291-555	.524	133-197	.675	715	9.4
49.	Tom Russell, 1961-62	49	233-444	.525	246-329	.748	712	14.5
50.	Derrick Chandler, 1992-93	60	297-585	.508	112-196	.571	706	11.8
51.	Willard Fagler, 1952-53-54-55	84	227-571	.398	251-373	.673	705	8.4
52.	Derrick Vick, 1987-88	63	261-499	.523	181-264	.686	703	11.2
53.	Albert Maxey, 1959-60	49	251-684	.367	175-248	.706	677	13.8
54.	Harvey Marshall, 1985-86	60	290-623	.465	95-126	.754	675	11.3
55.	Gary Reimers, 1956-57-58	69	222-542	.410	223-303	.736	667	9.7
56.	Mike Naderer, 1978-79-80-81	113	274-576	.476	109-133	.820	657	5.8
57.	Al Nissen, 1970-71-72	77	244-518	.471	163-223	.731	651	8.5
	Ray Richardson, 1989-90	60	225-527	.443	96-139	.691	651 (105)	10.9
59.	Bernard Garner, 1996-97	63	246-491	.501	133-187	.711	649 (24)	10.3
60.	Eric Johnson, 1988-89	63	236-542	.435	138-180	.767	647 (37)	10.3
	Greg Downing, 1980-81-82-83	117	270-558	.484	107-141	.759	647	5.5

*Records kept only since 1948.

NOTE: Year listed is for the second half of the season played, i.e., 82 would be for the 1981-82 season. () Number in parenthesis following point total indicates number of career three-point field goals made.

Individual Records

Points (game)

Overall:

42, Eric Piatkowski, vs. Oklahoma, at Kansas City, Mo., March 11, 1994 (B8T)

At Home:

40, Jerry Fort, vs. Missouri, Feb. 22, 1975
40, Rich King, vs. Northern Illinois, Feb. 18, 1991

Away:

34, Chuck Jura, at Oklahoma State, Jan. 26, 1972
34, Jerry Fort, at Kansas State, Jan. 17, 1976

Neutral:

42, Eric Piatkowski, vs. Oklahoma, at Kansas City, Mo., March 11, 1994 (B8T)

Half:

24, Jerry Fort, vs. Missouri, Feb. 22, 1975 (2nd)
24, Dave Hoppen, vs. South Dakota, Dec. 1, 1984 (1st)
24, Tyronn Lue vs. Virginia, Dec. 27, 1997 (2nd)

Losing Effort:

38, Tom Russell, vs. Kansas, Feb. 21, 1962

Freshman:

30, Tyronn Lue, vs. Oregon, Nov. 25, 1995

Sophomore:

33, Fred Hare, at Texas, Dec. 18, 1964
33, Jerry Fort, vs. Missouri, Feb. 16, 1974

Junior:

40, Jerry Fort, vs. Missouri, Feb. 22, 1975

Senior:

42, Eric Piatkowski, vs. Oklahoma, at Kansas City, Mo., March 11, 1994 (B8T)

Two Players:

65, Eric Piatkowski (42) and Bruce Chubick (23) vs. Oklahoma, at Kansas City, Mo., March 11, 1994 (B8T)

By Opponent:

46, Wilt Chamberlain, at Kansas, Feb. 8, 1958
46, Joe Scott, at Missouri, March 6, 1961
46, George Stone, Marshall, March 13, 1967 (NIT)

By Opponent, Half:

28, Jim McKean, Washington State, Dec. 12, 1966

By Opponent, Two Players:

70, George Stone (46) and Danny D'Antoni (24), Marshall, March 13, 1967 (NIT)

Points (season)

Overall:

704, Dave Hoppen, 1984-85 (30 games)

Conference:

349, Tyronn Lue, 1997-98 (16 games)

Average:

23.5, Dave Hoppen, 1984-85 (704 in 30 games)

Conference Average:

23.0, Dave Hoppen, 1984-85 (322 in 14 games)

Freshman:

445, Dave Hoppen, 1982-83 (32 games)

Sophomore:

603, Tyronn Lue, 1996-97 (32 games)

Junior:

704, Dave Hoppen, 1984-85 (30 games)

Senior:

646, Eric Piatkowski, 1993-94 (31 games)

Consecutive Double-Figure Scoring Games by a Freshman:

8, Jerry Fort, Dec. 16, 1972 to Jan. 15, 1973 and Feb. 6 to March 6, 1973
8, Dave Hoppen, Feb. 9 to March 5, 1983

20-Point-or-Better Scoring Games:

21, Dave Hoppen, 1984-85

Consecutive 20-Point-or-Better Scoring Games:

10, Dave Hoppen, 1984-85

Points (career)

Overall:

2,167, Dave Hoppen, 1983-86 (111 games)

Conference:

1,055, Jerry Fort, 1973-76 (56 games)

Average:

19.5, Dave Hoppen, 1983-86 (2,167 in 111 games)

Conference Average:

20.3, Dave Hoppen, 1983-86 (975 in 48 games)

20-Point-or-Better Scoring Games:

56, Dave Hoppen, 1983-86

Consecutive Games in Double Figures:

84, Dave Hoppen, March 11, 1983 to Feb. 1, 1986

Field Goals (game)

Made:

16, Marvin Stewart, vs. Nevada-Reno, Dec. 14, 1970 (24 attempts)

Conference Made:

15, Jerry Fort, three times

Attempted:

34, by several players

No Misses:

9, Chuck Jura, vs. Iowa, Dec. 5, 1970;
9, Dave Hoppen, vs. Southern Illinois, Nov. 26, 1985;
9, Venson Hamilton, vs. Iowa State, Feb. 3, 1996;
9, Mikki Moore at Nevada, March 18, 1997 (NIT)

No Misses, Conference Game:

9, Venson Hamilton vs. Iowa State, Feb. 3, 1996

Consecutive Made (Multiple Games):

13, Mikki Moore, March 12 to March 21, 1997 (NIT)

Opponent Made:

20, George Stone, Marshall, March 13, 1967 (NIT, 38 attempts)

Opponent Attempted:

38, George Stone, Marshall, March 13, 1967 (NIT, 20 made)

Opponent Made, No Misses:

11, Lanny Van Eman, at Wichita State, Dec. 4, 1961

Field Goals (season)

Made:

270, Dave Hoppen, 1984-85 (418 attempts)

Conference Made:

132, Jerry Fort, 1974-75 (294 attempts)

Attempted:

547, Tyronn Lue, 1997-98 (240 made)

Conference Attempted:

294, Jerry Fort, 1974-75 (132 made)

Percentage*:

.672, Larry Cox, 1975-76 (133-198)

Conference Percentage*:

.648, Dave Hoppen, 1984-85 (127-196)

Freshman Percentage:

.563, Mike Naderer, 1977-78 (63-112)

*Minimum 5 attempts per team game

Field Goals (career)

Made:

804, Dave Hoppen, 1983-86 (1,341 attempts)

Conference Made:

438, Jerry Fort, 1973-76 (1,018 attempts)

Attempted:

1,793, Jerry Fort, 1973-76 (777 made)

Conference Attempted:

1,018, Jerry Fort, 1973-76 (438 made)

Percentage*:

.625, Larry Cox, 1974-76 (270-432)

Conference Percentage**:

.619, Larry Cox, 1974-76 (159-257)

*Minimum 400 attempts; **Minimum 200 attempts

Individual Records

Three-Point Field Goals (game)

Made:

8, Cary Cochran, vs. Baylor, Feb. 27, 2002 (13 att.)

Conference Made:

8, Cary Cochran, vs. Baylor, Feb. 27, 2002 (13 att.)

Attempted:

13, Cary Cochran, vs. Baylor, Feb. 27, 2002 (8 made)

Percentage*:

1.000, Cary Cochran (5-5), at Missouri, Jan. 6, 2001

Conference Percentage*:

1.000, Cary Cochran (5-5), at Missouri, Jan. 6, 2001

Opponent Made:

8, Dave Sieger, at Oklahoma, Feb. 21, 1987 (13 att.)

8, Randy Rutherford, Oklahoma State, Feb. 1, 1995 (14 att.)

8, Jerald Brown, Texas A&M, Jan. 11, 1997 (10 att.)

8, Eric Martin, at Oklahoma, Jan. 20, 1999 (10 att.)

8, Devin Brown, UT-San Antonio, Nov. 28, 2001 (13 att.)

Opponent Attempted:

17, Dominick Young, at Fresno State, March 22, 1996 (5 made)

Opponent, No Misses:

6, Craig Michaelis, at Miami (Ohio), Nov. 27, 1989

*Minimum 5 attempts

Three-Point Field Goals (season)

Made:

89, Cary Cochran, 2001-02 (207 att.)

Conference Made:

53, Cary Cochran, 2001-02 (121 att.)

Freshman Made:

44, Eric Piatkowski, 1990-91 (127 att.)

Attempted:

209, Tyronn Lue, 1997-98 (78 made)

Conference Attempted:

121, Cary Cochran, 2001-02 (53 made)

Percentage*:

.473, Cary Cochran, 2000-01 (78-165)

Conference Percentage*:

.529, Henry T. Buchanan, 1986-87 (18-34)

Freshman Percentage*:

.426, Brian Conklin, 2000-01 (23-54)

Consecutive Games Three-Point Goal Scored:

35, Cary Cochran, Dec. 20, 2000 to Jan. 5, 2002

*Minimum 1.5 attempts per team game

Three-Point Field Goals (career)

Made:

268, Cary Cochran, 1999-02 (630 att.)

Conference Made:

156, Cary Cochran, 1999-02 (356 att.)

Attempted:

630, Cary Cochran, 1999-02 (268 made)

Conference Attempted:

356, Cary Cochran, 1999-02 (156 made)

Percentage:

.431, Brian Conklin, 2001-present (88-204)

Conference Percentage:

.473, Brian Conklin, 2001-present (61-129)

Free Throws (game)

Made:

18, David Ponce, at Creighton, Dec. 4, 1982 (19 att.)

Conference Made:

16, Tom Russell, vs. Kansas, Feb. 21, 1962 (17 att.)

Attempted:

21, Rich King, at Wyoming, Jan. 22, 1990 (13 made)

Conference Attempted:

20, Bill Johnson, vs. Missouri, Jan. 21, 1953 (13 made)

No Misses:

15, Jack Moore, vs. Oklahoma State, Feb. 10, 1982

Opponent Made:

18, Wilt Chamberlain, at Kansas, Feb. 8, 1958 (23 att.)

Opponent Attempted:

23, Wilt Chamberlain, at Kansas, Feb. 8, 1958 (18 made)

Opponent Made, No Misses:

15, John Crawford, Iowa State, at Kansas City, Mo., Dec. 29, 1956 (Big Seven Holiday Tournament)

Free Throws (season)

Made:

184, Jack Moore, 1979-80 (211 att.)

Conference Made:

84, Stuart Lantz, 1967-68 (112 att.)

Attempted:

227; Kimani Ffriend, 1999-2000 (115 made)

Conference Attempted:

131; Kimani Ffriend, 2000-01 (64 made)

Percentage*:

.939, Jack Moore, 1981-82 (123-131)

Conference Percentage*:

.938, Jack Moore, 1981-82 (60-64)

Freshman Percentage*:

.837, Eric Piatkowski, 1990-91 (72-86)

Consecutive Made:

39, Jack Moore, Jan. 27 to Feb. 15, 1982

*Minimum 2 attempts per team game

Free Throws (career)

Made:

559, Dave Hoppen, 1983-86 (724 att.)

Conference Made:

267, Dave Hoppen, 1983-86 (338 att.)

Attempted:

724, Dave Hoppen, 1983-86 (559 made)

Conference Attempted:

338, Dave Hoppen, 1983-86 (267 made)

Percentage*:

.901, Jack Moore, 1979-82 (446-495)

Conference Percentage*:

.877, Jack Moore, 1979-82 (185-211)

*Minimum 200 attempts

Individual Records

Rebounds (game)

Rebounds:

26, Bill Johnson, vs. Iowa State, Jan. 4, 1954

Half:

15, Carl McPipe, vs. California-Davis, Dec. 16, 1977 (1st)

Two Players:

39, Leroy Chalk (20) and Chuck Jura (19), vs. Colorado, March 6, 1971

Opponent:

24, Bill Bridges, Kansas, twice

24, Andy Hopson, at Oklahoma State, Jan. 26, 1974

Opponent Two Players:

39, Dave DeBusschere (23) and Charlie North (16) at Detroit, Dec. 17, 1960

Rebounds (season)

Overall:

335, Venson Hamilton, 1998-99 (33 games)

Conference:

176, Venson Hamilton, 1998-99 (16 games)

Freshman:

162, John Turek, 2001-02 (26 games)

Average:

11.7, Chuck Jura, 1971-72 (305 in 26 games)

Conference Average:

11.4, Chuck Jura, 1971-72 (159 in 14 games)

Rebounds (career)

Overall:

1,080, Venson Hamilton, 1996-99 (129 games)

Conference:

499, Venson Hamilton, 1996-99 (59 games)

Average:

10.4, Rex Ekwall, 1955-57 (679 in 65 games)

Conference Average:

10.5, Leroy Chalk, 1969-71 (442 in 42 games)

Assists (game)

Assists:

18, Brian Carr, at Evansville, Jan. 3, 1985

Conference*:

13, Brian Carr, vs. Missouri, Jan. 28, 1987

Half:

10, Brian Carr, at Evansville, Jan. 3, 1985 (2nd)

Opponent:

18, Tom Kivisto, Kansas, at Kansas City, Mo., Dec. 29, 1973
(Big Eight Holiday Tournament)

*Note: Carr had 14 assists at Kansas in a Big Eight Tournament game, March 5, 1985.

Assists (season)

Assists:

237, Brian Carr, 1984-85 (30 games)

Conference:

113, Brian Carr, 1984-85 (14 games)

Freshman:

144, Tyronn Lue, 1995-96 (35 games)

Average:

7.90, Brian Carr, 1984-85 (237 in 30 games)

Conference Average:

8.10, Brian Carr, 1984-85 (113 in 14 games)

Assists (career)

Assists:

682, Brian Carr, 1984-87 (123 games)

Conference:

297, Brian Carr, 1984-87 (56 games)

Average:

5.54, Brian Carr, 1984-87 (682 in 123 games)

Conference Average:

5.30, Brian Carr, 1984-87 (297 in 56 games)

NOTE: Assist records available only since 1974

Double-Figure Winning Streaks

	Season	Win Streak	Date Started	Date Ended
1.	1990-91	14 games	11-28-90	1-22-91
	1911-12/12-13	14 games	1-27-12	1-25-13
3.	1919-20/20-21	13 games	2-6-20	1-3-21
	1897-98/1900-01	13 games	2-22-1898	1901*
5.	1912-13	12 games	1-31-13	3-12-13
6.	1993-94	11 games	12-3-93	1-19-94
	1905-06/06-07	11 games	2-25-06	2-15-07
8.	1994-95	10 games	11-27-94	1-4-95
	1977-78	10 games	12-2-77	12-29-77

Win/Loss Streaks

Consecutive Conference Victories: 29, all eight in 1911-12, all 10 in 1912-13, all seven in 1913-14, first four in 1914-15 (ended at Kansas, 43-18, Jan. 22, 1915)

Consecutive Home Victories: 20, all 11 games in 1965-66, first nine games in 1966-67 (ended by Kansas, 64-57, March 4, 1967)


Consecutive Home Conference Victories: 15, all four games in 1911-12, all five games in 1912-13, all four games in 1913-14, first two games in 1914-15 (ended by Drake, 20-19, Feb. 19, 1915)

Consecutive Losses: 13, final 6 games of 1931-32, first seven games of 1932-33 (ended vs. Kansas State, 31-25, Jan. 14, 1933)

Consecutive Conference Losses: 12, last six in 1943-44, first six in 1944-45 (ended vs. Kansas, 59-45, Feb. 10, 1945)

Consecutive Home Losses: 7, games five through 11 in 1962-63 (ended vs. Oklahoma State, 49-48, Feb. 25, 1963)

Consecutive Home Conference Losses: 9, last four games of 1961-62, first five of games of 1962-63 (ended vs. Oklahoma State, 49-48, Feb. 25, 1963)



Rich King tied a then-school record with 40 points against Northern Illinois on Feb. 18, 1991.

Individual Records

Steals (game)

Steals:

- 8, Greg Downing vs. Missouri-Kansas City, Dec. 8, 1982
- 8, Cookie Belcher at Texas Tech, Feb. 20, 1999
- 8, Venson Hamilton vs. Texas Tech, March 4, 1999 (B12T)
- 8, Cookie Belcher vs. Oklahoma State, Feb. 7, 2001

Conference:

- 8, Cookie Belcher at Texas Tech, Feb. 20, 1999
- 8, Cookie Belcher vs. Oklahoma State, Feb. 7, 2001

Opponent:

- 8, Alvin Robertson at Arkansas, Jan. 3, 1983
- 8, Dominick Young at Fresno State, March 22, 1996
- 8, Jose Winston vs. Colorado, Jan. 23, 1999

Steals (season)

Steals:

- 102, Cookie Belcher, 1998-99 (32 games)

Freshman:

- 87, Cookie Belcher, 1996-97 (33 games)

Steals (career)

Steals:

- 353, Cookie Belcher, 1997-2001 (131 games)

Conference:

- 163, Cookie Belcher, 1997-2001 (64 games)

NOTE: Steal statistics available only since 1978

Blocked Shots (game)

Blocks:

- 9, Mikki Moore vs. Coppin State, Dec. 6, 1996

Conference:

- 7, Rich King at Oklahoma State, Jan. 20, 1990
- 7, Kimani Ffriend at Kansas State, Jan. 30, 2001

Opponent:

- 8, Walter Downing, DePaul, March 28, 1983 (NIT)
- 8, John Flippen, Baylor, March 9, 2000 (B12)

Blocked Shots (season)

Blocks:

- 91, Derrick Chandler, 1991-92 (29 games)

Conference:

- 43, Venson Hamilton, 1998-99 (16 games)

Freshman:

- 39, John Turek, 2001-02 (26 games)
- 39, Venson Hamilton, 1995-96 (32 games)

Blocked Shots (career)

Blocks:

- 241, Venson Hamilton, 1996-99 (129 games)

Conference:

- 106, Venson Hamilton, 1996-99 (59 games)

NOTE: Blocked shot statistics available only since 1978

Minutes Played (game)

Minutes Played:

- 60, Jack Moore and Andre Smith, vs. Ala.-Birmingham, Dec. 22, 1979 (40T)

Playing Time (season)

Games Played:

- 35, Terrance Badgett, Bernard Garner, Tyronn Lue, Mikki Moore, Erick Strickland, 1995-96

Games Started:

- 34, Beau Reid, Clifford Scales, 1990-91
- 34, Jaron Boone, Bernard Garner, Tyronn Lue, Erick Strickland, 1995-96

Minutes Played:

- 1,155, Dave Hoppen, 1984-85 (30 games)

Conference Minutes Played:

- 614, Tyronn Lue, 1996-97 (16 games)

Minutes Played Per Game:

- 38.5, Dave Hoppen, 1984-85 (1,155 in 30 games)

Conference Minutes Played Per Game:

- 39.1, Dave Hoppen, 1984-85 (548 in 14 games)

Playing Time (career)

Games Played:

- 131, Cookie Belcher, 1997-2001

Consecutive Games Played:

- 123, Brian Carr, 1984-87

Games Started:

- 128, Cookie Belcher, 1997-2001 (131 games)

Consecutive Games Started:

- 111, Dave Hoppen, 1983-86

Minutes Played:

- 4,095, Cookie Belcher, 1997-2001 (131 games)

Conference Minutes Played:

- 2,004, Cookie Belcher, 1997-2001 (64 games)

Minutes Played Per Game, Four-Year Career:

- 33.4, Dave Hoppen, 1983-86 (3,711 in 111 games)

Minutes Played Per Game, Three-Year Career:

- 34.5, Andre Smith, 1979-81 (2,901 in 84 games; minutes not available for Smith's freshman year, 1978)

Minutes Played Per Game, Two-Year Career:

- 33.3, Stan Cloudy, 1983-84 (2,066 in 62 games)

Conference Minutes Played Per Game:

- 35.5, Tyronn Lue, 1996-98 (1,633 in 46 games)



Erick Strickland is one of only five Huskers to play 35 games in a single season.

Team Game and Season Records

Points (game)

Overall:

117, vs. Oklahoma (113), at Kansas City, Mo.,
March 8, 1991 (OT, B8T); vs. Harvard (79), Dec. 1, 1989

Conference:

111, at Oklahoma (99), Jan. 26, 1991 at Oklahoma (115),
Feb. 14, 1994 (OT)

Home Court:

117, vs. Harvard (79), Dec. 1, 1989

Opponent's Court:

111, at Oklahoma (99), Jan. 26, 1991
111, at Oklahoma (115), Feb. 14, 1994 (OT)

Neutral Court:

117, vs. Oklahoma (113), at Kansas City, Mo., March 8, 1991 (OT, B8T)

First Half:

64, vs. Tennessee Tech, Dec. 14, 1990

Second Half:

66, vs. Oklahoma, Feb. 16, 1991

Both Teams:

230, at Oklahoma (133), Nebraska (97), Feb. 21, 1987
230, Nebraska (117), Oklahoma (113), at Kansas City, Mo.,
March 8, 1991 (OT, B8T)

Losing Effort:

111, at Oklahoma (115), Feb. 14, 1994 (OT)

Margin of Victory:

74, Nebraska (82), at Crete (8), Jan. 4, 1907

Margin of Defeat:

56, at Kansas (102), Nebraska (46), Feb. 8, 1958

Players Scoring in Double Figures:

8, at Oklahoma, Jan. 26, 1991, [Tony Farmer (22), Carl Hayes (16),
Beau Reid (14), Rich King (12), Jose Ramos (12), Eric Piatkowski
(11), Keith Moody (11), Clifford Scales (10)]
8, vs. Appalachian State, Dec. 31, 1994, [Erick Strickland (21),
Jaron Boone (17), Mikki Moore (12), Chris Sallee (12), Tom Wald
(11), Melvin Brooks (10), Terrance Badgett (10), Chester Surlis (10)]

Opponent:

133, at Oklahoma (NU 97), Feb. 21, 1987

Opponent, Half:

70, at Oklahoma, Feb. 21, 1987 (2nd)

Points (season)

Overall:

2,977, 1990-91 (34 games)

Conference:

1,219, 1993-94 (14 games)

Average:

87.6, 1990-91 (2,977 in 34 games)

Conference Average:

87.1, 1993-94 (1,219 in 14 games)

Opponent:

2,672, 1990-91 (34 games)

Opponent, Conference:

1,297, 1989-90 (14 games)

Opponent Average:

86.1, 1989-90 (2,410 points in 28 games)

Opponent Conference Average:

92.6, 1989-90 (1,297 in 14 games)

NU 100-Point Games:

7, 1990-91

Opponent 100-Point Games:

6, 1989-90

Field Goals (game)

Made:

51, vs. Nevada-Reno, Dec. 14, 1970 (81 att.)

Conference Made:

44, vs. Missouri, Jan. 28, 1967 (86 att.)

Attempted:

97, vs. Cal State Fullerton, Dec. 4, 1967 (41 made)

Conference Attempted:

83, vs. Oklahoma, Jan. 25, 1992 (28 made)

Percentage:

.750, vs. Nebraska-Omaha, Jan. 25, 1988 (42-56)

Conference Percentage:

.679, at Kansas, Feb. 5, 1980 (19-28)

Half Percentage:

.840, vs. Nebraska-Omaha, Jan. 25, 1988 (1st, 21-25)

Conference Half Percentage:

.833, vs. Iowa State, Feb. 21, 1985 (15-18, 2nd)

Opponent Made:

50, at Oklahoma, Feb. 21, 1987 (88 att.)

Opponent Attempted:

91, three times, most recently at Southern Utah, Nov. 30, 1991 (39 made)

Opponent Percentage:

.771, Kansas State, at Lincoln, Neb., Feb. 3, 1982 (27-35)

Opponent Half Percentage:

.857, Kansas State, at Lincoln, Neb., Feb. 3, 1982 (12-14, 1st)

Field Goals (season)

Made:

1,081, 1990-91 (2,185 att.)

Conference Made:

439, 1997-98 (976 att.)

Attempted:

2,185, 1990-91 (1,081 made)

Conference Attempted:

976, 1997-98 (439 made)

Percentage:

.514, 1983-84 (786-1,529)

Conference Percentage:

.511, 1982-83 (346-677)

Opponent Percentage:

.521, 1979-80 (856-1,644)

Opponent Conference Percentage:

.530, 1979-80 (366-694)

Team Game and Season Records

Three-Point Field Goals (game)

Made:
18, vs. Kansas, Feb. 24, 2002 (37 att.)

Attempted:
37, vs. Kansas, Feb. 24, 2002 (18 made)

Percentage*:
.667, vs. Chicago State, Jan. 16, 1990 (8-12)
.667, vs. Western Illinois, Nov. 19, 1997 (10-15)
.667, vs. Pacific, Jan. 4, 2000 (10-15)

Conference Percentage*:
.600, at Oklahoma, Feb. 21, 1987 (8-13)
.600, vs. Kansas State, Feb. 3, 1990 (6-10)

Opponent Made:
17, at Oklahoma, Feb. 21, 1987 (27 att.)

Opponent Attempted:
37; Baylor, Feb. 14, 1998 (9 made)

Opponent Percentage*:
.765, at Kansas State, Jan. 10, 1987 (13-17)
**Minimum 10 attempts*

Three-Point Field Goals (season)

Made:
267, 2001-02 (729 att.)

Conference Made:
167, 2001-02 (447 att.)

Attempted:
729, 2001-02 (267 made)

Conference Attempted:
447, 2001-02 (167 made)

Percentage:
.383, 2000-01 (184-480)

Conference Percentage:
.413, 1986-87 (52-126)

Opponent Percentage:
.423, 1986-87 (143-338)

Opponent Conference Percentage:
.500, 1986-87 (59-118)

Free Throws (game)

Made:
43, vs. Texas, Jan. 3, 1996 (59 att.)

Attempted:
60, vs. Kansas State, Jan. 11, 1954 (36 made)

No Misses:
17, at Oklahoma State, Jan. 31, 1979

No Misses, Half:
17, vs. Oklahoma, at Kansas City, Mo., March 8, 1991 (1st, B8T)

Consecutive Made:
25 vs. Oklahoma, at Kansas City, Mo., Dec. 28, 1967

Opponent Made:
44, Oklahoma State, at Lincoln, Neb., Feb. 14, 1990 (52 att.)

Opponent Attempted:
52, Oklahoma State, at Lincoln, Neb., Feb. 14, 1990 (44 made)

Opponent No Misses:
16, at Kansas State, Jan. 26, 1980

Free Throws (season)

Made:
690, 1990-91 (981 att.)

Conference Made:
301, 1990-91 (417 att.)

Attempted:
981, 1990-91 (690 made)

Conference Attempted:
417, 1990-91 (301 made)

Percentage:
.765, 1967-68 (504-659)

Conference Percentage:
.782, 1993-94 (258-330)

Consecutive Made:
34, 1985-86 (last 13 at Oklahoma, Jan. 29; first 21 at Colorado, Feb. 1)

Opponent Percentage:
.750, 1979-80 (389-519)

Opponent Conference Percentage:
.800, 1979-80 (179-212)

Rebounds (game)

Rebounds:
77, vs. Kansas State, Feb. 18, 1957

Opponent:
77, at Kansas, Feb. 23, 1957

Rebounds (season)

Rebounds:
1,454, 1990-91 (34 games)

Conference:
655, 1959-60 (14 games)

Average:
48.8, 1959-60 (1,170 in 24 games)

Conference Average:
46.8, 1959-60 (655 in 14 games)

Highest Margin:
+6.6, 1990-91 (42.8-36.2)

Highest Rebound Percentage:
.542, 1990-91 (1,454-1,230)

Opponent Average:
49.6, 1959-60 (1,191 in 24 games)

Assists (game)

Assists:
36, vs. Montana State, Dec. 23, 1977

Conference:
31, vs. Iowa State, Feb. 4, 1973

Opponent:
36, at Oklahoma, Feb. 21, 1987

Assists (season)

Assists:
696, 1990-91 (34 games)

Conference:
289, 1984-85 (14 games)

Average:
20.5, 1984-85 (615 in 30 games)

Conference Average:
20.6, 1984-85 (289 in 14 games)

Opponent:
579, 1990-91 (34 games)

Opponent Conference:
309, 1989-90 (14 games)

NOTE: Assist statistics available only since 1974

Team Game and Season Records

Turnovers (game)

Fewest:

3, vs. Iowa State, Feb. 16, 2002

Most:

30, at Iowa State, Jan. 20, 1988; at Ohio State, Dec. 14, 1988

30, vs. Texas, Jan. 3, 1996

Fewest by Opponent:

4, by Western Kentucky at Evansville, Jan. 3, 1985, March 14, 1986 (NCAA)

Most by Opponent:

35, Denver, at Lincoln, Neb., Nov. 26, 1982

Turnovers (season)

Fewest:

302, 1981-82 (28 games)

Fewest Conference:

132, 1981-82 (14 games)

Most:

627, 1995-96 (35 games)

Most Conference:

310, 1999-2000 (16 games)

Fewest Per Game:

10.8, 1981-82 (302 in 29 games)

Most Per Game:

19.3, 1999-2000 (579 in 30 games)

Fewest Opponent:

363, 1985-86 (30 games)

Fewest Opponent Conference:

168, 1984-85 (14 games)

Most Opponent:

618, 1990-91 (34 games)

Most Opponent Conference:

291, 1998-99 (16 games)

NOTE: Turnover statistics available only since 1978

Blocked Shots (game)

Most:

15, vs. Coppin State, Dec. 6, 1996

Conference:

11, vs. Kansas State, Jan. 12, 1995

Opponent:

13, vs. Kansas State, Jan. 15, 1997

Blocked Shots (season)

Most:

202, 1996-97 (33 games)

Conference:

85, 1996-97 (16 games)

Opponent:

141, 1996-97 (33 games)

Opponent Conference:

88, 1996-97 (16 games)

NOTE: Blocked shot statistics available only since 1978

Steals (game)

Steals:

23, vs. Texas Tech, March 4, 1999

Conference:

21, vs. Texas, Jan. 10, 1999

Opponent:

20, at Oklahoma, Jan. 14, 1993

Steals (season)

Steals:

359, 1998-99 (33 games)

Conference:

166, 1998-99 (16 games)

Opponent:

327, 1995-96 (35 games)

Opponent Conference:

165, 1991-92 (14 games)

NOTE: Steal statistics available only since 1978

Games Played (season)

Played:

35, 1995-96 (21-14)

Victories:

26, 1990-91 (8 losses)

Conference Victories:

12, 1915-16 (12-0)

12, 1965-66 (12-2)

Home Victories:

17, 1982-83 (1 loss)

Road Victories:

12, 1990-91 (7 losses)

Percentage:

.933, 1911-12 (14-1)

Conference Percentage:

1.000, 1911-12 (8-0)

1.000, 1912-13 (10-0)

1.000, 1913-14 (7-0)

1.000, 1915-16 (12-0)

Losses:

19, 1962-63 (6 wins); 1999-2000 (11 wins)

Conference Losses:

13, 1962-63 (1 win)

Home Losses:

9, 1931-32 (1 win); 1962-63 (4 wins)

Road Losses:

13, 1951-52 (0 wins)

13, 1963-64 (1 win)

13, 1999-2000 (1 win)

Overtime Games:

4, 1955-56 (won 3)

4, 1979-80 (won 3)

4, 1986-87 (won 4)

4, 1996-97 (won 2)

Overtimes, Game:

4, Nebraska 92, Alabama-Birmingham 84, at Lincoln, Neb., Dec. 22, 1979

Single-Season Records

Points Scored

1. Dave Hoppen (1985)	704
2. Tyronn Lue (1998)	678
3. Eric Piatkowski (1994)	646
4. Tyronn Lue (1997)	603
5. Andre Smith (1980)	600
6. Dave Hoppen (1984)	598
7. Jaron Boone (1995)	559
8. Marvin Stewart (1971)	556
9. Chuck Jura (1972)	551
10. Rich King (1991)	526

Scoring Average (min. 400 points)

	G	Pts.	Avg.
1. Dave Hoppen (1985)	30	704	23.5
2. Dave Hoppen (1986)	19	420	22.1
3. Eric Piatkowski (1994)	30	646	21.5
4. Marvin Stewart (1971)	26	556	21.4
5. Chuck Jura (1972)	26	551	21.2
6. Tyronn Lue (1998)	32	678	21.2
7. Jerry Fort (1975)	26	525	20.2
8. Dave Hoppen (1984)	30	598	19.9
9. Andre Smith (1980)	31	600	19.4
10. Stuart Lantz (1968)	25	482	19.3

Field Goals Made

1. Dave Hoppen (1985)	270
2. Tyronn Lue (1998)	240
3. Andre Smith (1980)	237
4. Eric Piatkowski (1994)	226
5. Chuck Jura (1972)	220
Dave Hoppen (1984)	220
7. Jerry Fort (1975)	218
8. Marvin Stewart (1971)	215
Tyronn Lue (1997)	215
10. Jerry Fort (1974)	207

Field Goals Attempted

1. Tyronn Lue (1998)	547
2. Jerry Fort (1975)	508
3. Jim Buchanan (1952)	484
Jerry Fort (1974)	484
5. Tyronn Lue (1997)	476
6. Eric Piatkowski (1994)	456
7. Jaron Boone (1995)	455
8. Jerry Fort (1976)	452
9. Marvin Stewart (1971)	426
10. Dave Hoppen (1985)	418

Field Goal Percentage (min. 5 att./team game)

	FG-FGA	Pct.
1. Larry Cox (1976)	133-198	.672
2. Dave Hoppen (1985)	270-418	.646
3. Kimani Ffriend (2001)	144-231	.623
4. Dave Hoppen (1986)	151-245	.616
5. Andre Smith (1980)	237-388	.611
6. Steffon Bradford (2001)	155-257	.603
7. Dave Hoppen (1984)	220-367	.599
8. Chuck Jura (1971)	181-306	.592
9. Pete Manning (1988)	111-188	.590
10. Andre Smith (1981)	185-314	.589

Three-Point Field Goals Made

1. Cary Cochran (2002)	89
2. Cary Cochran (2001)	78
Tyronn Lue (1998)	78
4. Jaron Boone (1995)	70
5. Brian Conklin (2002)	65
6. Eric Piatkowski (1994)	63
7. Cary Cochran (2000)	62
8. Chris Cresswell (1992)	59
Jaron Boone (1996)	59
10. Brian Carr (1987)	58

Three-Point Field Goals Attempted

1. Tyronn Lue (1998)	209
2. Cary Cochran (2002)	207
3. Jaron Boone (1995)	182
4. Eric Piatkowski (1994)	172
5. Jaron Boone (1996)	167
6. Cary Cochran (2001)	165
7. Erick Strickland (1995)	160
Cary Cochran (2000)	160
John Robinson II (2002)	160
10. Brian Carr (1987)	157

Three-Point Percentage (min. 25 made)

	3FG-Att.	Pct.
1. Cary Cochran (2001)	78-165	.473
2. Clifford Scales (1991)	26-57	.456
3. Henry T. Buchanan (1987)	28-62	.452
4. Brian Conklin (2002)	65-150	.433
5. Cary Cochran (2002)	89-207	.430
6. Jamar Johnson (1992)	39-95	.411
7. Chris Cresswell (1992)	59-147	.401
8. Cary Cochran (1999)	39-98	.398
9. Cookie Belcher (1997)	30-76	.395
10. Ray Richardson (1989)	57-145	.393

Free Throws Made

1. Jack Moore (1980)	184
2. Dave Hoppen (1985)	164
3. Dave Hoppen (1984)	158
4. Bob Gratopp (1969)	141
5. Tom Russell (1962)	140
6. Tony Farmer (1991)	137
7. Herschell Turner (1959)	136
Stuart Lantz (1968)	136
9. Eric Piatkowski (1994)	131
10. Venson Hamilton (1999)	130

Free Throws Attempted

1. Kimani Ffriend (2000)	221
2. Kimani Ffriend (2001)	213
3. Bill Johnson (1954)	212
4. Jack Moore (1980)	211
5. Dave Hoppen (1985)	210
6. Dave Hoppen (1984)	208
7. Venson Hamilton (1999)	198
8. Tony Farmer (1991)	197
9. Andre Smith (1980)	189
10. Herschell Turner (1959)	183

Single-Season Records

Free Throw Percentage (min. 2 att./game)

	FT-FTA	Pct.
1. Jack Moore (1982)	123-131	.939
2. Cary Cochran (2002)	71-77	.9221
3. Jack Moore (1981)	118-128	.9219
4. Jack Moore (1980)	184-211	.872
5. David Ponce (1984)	67-77	.870
6. Kent Reckewey (1973)	35-41	.854
7. Tom Baack (1966)	92-108	.852
8. Brian Carr (1986)	79-93	.849
9. Jamar Johnson (1992)	53-63	.8413
10. Jeff Rekoweg (1988)	74-88	.8409

Rebounds

1. Venson Hamilton (1999)	335
2. Venson Hamilton (1998)	315
3. Chuck Jura (1972)	305
4. Leroy Chalk (1971)	290
5. Rich King (1991)	274
6. Venson Hamilton (1997)	269
7. Kimani Ffriend (2000)	263
8. Dave Hoppen (1985)	258
9. Leroy Chalk (1969)	257
10. Derrick Chandler (1993)	252

Rebound Average (min. 175 rebounds)

	G	Reb.	Avg.
1. Chuck Jura (1972)	26	305	11.7
2. Rex Ekwall (1955)	21	241	11.5
3. Bill Johnson (1954)	21	236	11.2
4. Leroy Chalk (1971)	26	290	11.1
5. Rex Ekwall (1956)	21	224	10.7
6. Venson Hamilton (1999)	33	335	10.2
7. Leroy Chalk (1969)	26	257	9.9
8. Venson Hamilton (1998)	32	315	9.8
Leroy Chalk (1970)	24	235	9.8
Herschell Turner (1959)	25	244	9.8



Derrick Chandler blocked 144 shots during his two-year career. He holds the Nebraska single-season blocked shots record with 91 rejections in 1991-92.

Assists

1. Brian Carr (1985)	237
2. Brian Carr (1986)	201
3. Brian Carr (1987)	166
4. Tyronn Lue (1998)	152
5. Jack Moore (1980)	145
6. Tyronn Lue (1996)	144
7. Cookie Belcher (1999)	138
8. Tyronn Lue (1997)	136
9. Eric Johnson (1989)	135
Beau Reid (1989)	135

Assists Per Game (min. 100 Assists)

	G	Assists	APG
1. Brian Carr (1985)	30	237	7.90
2. Brian Carr (1986)	30	201	6.70
3. Brian Carr (1987)	33	166	5.03
4. Tyronn Lue (1998)	32	152	4.75
5. Jack Moore (1980)	31	145	4.68
6. Jamar Johnson (1992)	28	130	4.64
7. Jamar Johnson (1994)	28	123	4.39
8. Cookie Belcher (2001)	30	131	4.37
9. Cookie Belcher (1999)	32	138	4.31
10. Erick Strickland (1995)	31	133	4.29

Steals

1. Cookie Belcher (1999)	102
2. Erick Strickland (1995)	89
3. Cookie Belcher (1997)	87
4. Cookie Belcher (2001)	82
5. Cookie Belcher (1998)	75
6. Eric Johnson (1989)	68
7. Brian Carr (1987)	67
Venson Hamilton (1999)	67
9. Clifford Scales (1991)	64
10. Tyronn Lue (1998)	63

Blocked Shots

1. Derrick Chandler (1992)	91
2. Mikki Moore (1997)	88
3. Kimani Ffriend (2000)	85
4. Venson Hamilton (1999)	80
5. Kimani Ffriend (2001)	74
6. Mikki Moore (1996)	71
7. Rich King (1991)	68
8. Mikki Moore (1995)	67
9. Venson Hamilton (1998)	66
10. Venson Hamilton (1997)	56

Minutes Played

1. Dave Hoppen (1985)	1,155
2. Tyronn Lue (1997)	1,150
3. Tyronn Lue (1998)	1,149
4. Jack Moore (1980)	1,143
5. Andre Smith (1980)	1,141
6. Brian Carr (1985)	1,120
7. Jaron Boone (1996)	1,105
8. Erick Strickland (1996)	1,087
9. Venson Hamilton (1999)	1,074
10. Brian Carr (1987)	1,065

Single-Season Records (by Class)

Points Scored (since 1970)

Senior

1. Eric Piatkowski (1994)	646
2. Marvin Stewart (1971)	556
3. Chuck Jura (1972)	551
4. Rich King (1991)	526
5. Venson Hamilton (1999)	518
6. Erick Strickland (1996)	516
7. Jerry Fort (1976)	513
8. Cookie Belcher (2001)	492
9. Andre Smith (1981)	475
10. Jaron Boone (1996)	469

Junior

1. Dave Hoppen (1985)	704
2. Tyronn Lue (1998)	678
3. Andre Smith (1980)	600
4. Jaron Boone (1995)	559
5. Jerry Fort (1975)	525
6. Erick Strickland (1995)	505
7. Eric Piatkowski (1993)	502
8. Carl Hayes (1991)	469
9. Chuck Jura (1971)	455
10. Rich King (1990)	450

Sophomore

1. Tyronn Lue (1997)	603
2. Dave Hoppen (1984)	598
3. Jerry Fort (1974)	468
4. Jack Moore (1980)	458
5. Carl McPipe (1977)	440
6. Eric Piatkowski (1992)	414
7. Brian Banks (1977)	386
8. Beau Reid (1989)	382
9. Jaron Boone (1984)	366
10. Andre Smith (1979)	364

Freshman

1. Dave Hoppen (1983)	445
2. Jerry Fort (1973)	376
3. Eric Piatkowski (1991)	372
4. Jake Muhleisen (2002)	328
5. Cookie Belcher (1997)	305
6. Tyronn Lue (1996)	296
7. Andre Smith (1978)	278
8. Erick Strickland (1993)	243
9. Beau Reid (1988)	232
10. Larry Florence (1997)	226

Scoring Average (since 1971)

Senior

1. Dave Hoppen (1986)	22.1
2. Eric Piatkowski (1994)	21.5
3. Marvin Stewart (1971)	21.4
4. Chuck Jura (1972)	21.2
5. Jerry Fort (1976)	19.0
6. Andre Smith (1981)	18.3
7. Cookie Belcher (2001)	16.4
8. Venson Hamilton (1999)	15.7
9. Rich King (1991)	15.5
10. Erick Strickland (1996)	14.7

Junior

1. Dave Hoppen (1985)	23.5
2. Tyronn Lue (1998)	21.2
3. Jerry Fort (1975)	20.2
4. Andre Smith (1980)	19.4
5. Tyronn Lue (1997)	18.8
6. Jaron Boone (1995)	17.5
Chuck Jura (1971)	17.5
8. Eric Piatkowski (1993)	16.7
9. Erick Strickland (1995)	16.3
10. Rich King (1990)	16.1

Sophomore

1. Dave Hoppen (1984)	19.9
2. Tyronn Lue (1997)	18.8
3. Jerry Fort (1974)	18.0
4. Carl McPipe (1977)	15.2
5. Jack Moore (1980)	14.8
6. Eric Piatkowski (1992)	14.3
7. Andre Smith (1979)	13.5
8. Brian Banks (1977)	13.3
9. Jaron Boone (1994)	12.2
10. Carl Hayes (1990)	12.1

Freshman

1. Jerry Fort (1973)	14.5
2. Dave Hoppen (1983)	13.9
3. Jake Muhleisen (2002)	11.7
4. Eric Piatkowski (1991)	10.9
5. Andre Smith (1978)	9.3
6. Cookie Belcher (1997)	9.2
7. Ron Taylor (1974)	8.8
8. Tyronn Lue (1996)	8.5
Erick Strickland (1993)	8.5
10. Beau Reid (1988)	8.3

Single-Season Records (by Class)

Field Goals Made (since 1970)

Senior


1. Eric Piatkowski (1994)	226
2. Chuck Jura (1972)	220
3. Marvin Stewart (1971)	215
4. Rich King (1991)	202
5. Jerry Fort (1976)	201
6. Venson Hamilton (1999)	194
7. Andre Smith (1981)	185
8. Stan Cloudy (1984)	178
9. Cookie Belcher (2001)	177
10. Erick Strickland (1996)	174

Junior

1. Dave Hoppen (1985)	270
2. Tyronn Lue (1998)	240
3. Andre Smith (1980)	237
4. Jerry Fort (1975)	218
5. Jaron Boone (1995)	199
6. Carl Hayes (1991)	192
7. Carl McPipe (1978)	190
8. Chuck Jura (1971)	181
9. Eric Piatkowski (1993)	178
10. Erick Strickland (1995)	175

Sophomore

1. Dave Hoppen (1984)	220
2. Tyronn Lue (1997)	215
3. Jerry Fort (1974)	207
4. Carl McPipe (1977)	183
5. Brian Banks (1977)	160
6. Andre Smith (1979)	146
7. Eric Piatkowski (1992)	144
8. Jaron Boone (1994)	138
9. Jack Moore (1980)	137
10. Rich King (1989)	136



Larry Florence started his career on a high note, ranking among the top 10 for rookies at Nebraska in points, field goals made and rebounds in 1997.

Freshman

1. Dave Hoppen (1983)	163
2. Jerry Fort (1973)	151
3. Cookie Belcher (1997)	117
4. Jake Muhleisen (2002)	115
5. Tyronn Lue (1996)	105
Andre Smith (1978)	105
7. Larry Florence (1997)	92
8. Rickey Harris (1974)	86
9. Beau Reid (1988)	85
10. Erick Strickland (1993)	84

Three-Pointers Made (since 1987)

Senior

1. Cary Cochran (2002)	89
2. Eric Piatkowski (1994)	63
3. Jaron Boone (1996)	59
Chris Cresswell (1992)	59
5. Brian Carr (1987)	58
6. Erick Strickland (1996)	52
7. John Robinson II (2002)	50
8. Cookie Belcher (2001)	48
Ray Richardson (1990)	48
10. Henry T. Buchanan (1988)	39

Junior

1. Cary Cochran (2001)	78
Tyronn Lue (1998)	78
3. Jaron Boone (1995)	70
4. Ray Richardson (1989)	57
5. Erick Strickland (1995)	54
6. Danny Walker (2000)	53
7. Eric Piatkowski (1993)	48
8. Cookie Belcher (1999)	39
9. Troy Piatkowski (1998)	38
10. Jamar Johnson (1993)	28
Henry T. Buchanan (1987)	28

Sophomore

1. Brian Conklin (2002)	65
2. Cary Cochran (2000)	62
3. Tyronn Lue (1997)	47
Eric Piatkowski (1992)	47
5. Erick Strickland (1994)	41
6. Jamar Johnson (1992)	39
7. Chris Cresswell (1990)	37
8. Jaron Boone (1994)	35
9. Cookie Belcher (1998)	29
Beau Reid (1989)	29

Freshman

1. Eric Piatkowski (1991)	44
2. Cary Cochran (1999)	39
3. Jake Muhleisen (2002)	35
4. Erick Strickland (1993)	32
5. Cookie Belcher (1997)	30
6. Beau Reid (1988)	26
7. Brian Conklin (2001)	23
8. Tyronn Lue (1996)	20
9. Jaron Boone (1993)	17
10. Andre Woolridge (1993)	11

Single-Season Records (by Class)

Rebounds (since 1972)

Senior

1. Venson Hamilton (1999)	335
2. Chuck Jura (1972)	305
3. Rich King (1991)	274
4. Derrick Chandler (1993)	252
5. Mikki Moore (1997)	245
6. Steffon Bradford (2001)	244
7. Kimani Ffriend (2001)	229
8. Bruce Chubick (1994)	219
9. Bill Jackman (1987)	213
10. Pete Manning (1989)	201

Junior

1. Venson Hamilton (1998)	315
2. Kimani Ffriend (2000)	263
3. Dave Hoppen (1985)	258
4. Tony Farmer (1991)	251
Andre Smith (1980)	251
6. Steffon Bradford (2000)	243
7. Derrick Chandler (1992)	238
8. Carl McPipe (1978)	228
9. Bernard Garner (1996)	222
10. Andy Markowski (1998)	212

Sophomore

1. Venson Hamilton (1997)	269
2. Carl McPipe (1977)	241
3. Bob Siegel (1975)	227
4. Dave Hoppen (1984)	207
5. Mikki Moore (1995)	198
6. Rich King (1989)	195
7. Andre Smith (1979)	186
8. Eric Piatkowski (1992)	184
9. Bruce Chubick (1992)	166
10. Beau Reid (1989)	161

Freshman

1. John Turek (2002)	162
2. Venson Hamilton (1996)	161
Dave Hoppen (1983)	161
4. Andre Smith (1978)	144
5. Cookie Belcher (1997)	126
6. Eric Piatkowski (1991)	125
7. Rickey Harris (1974)	116
8. Larry Florence (1997)	113
9. Terrance Badgett (1993)	109
10. Tyronn Lue (1996)	106
Jerry Fort (1973)	106

Assists (since 1974)

Senior

1. Brian Carr (1987)	166
2. Eric Johnson (1989)	135
3. Jaron Boone (1996)	134
4. Cookie Belcher (2001)	131
5. Beau Reid (1991)	130
6. David Ponce (1984)	124
7. Jamar Johnson (1994)	123
8. Erick Strickland (1996)	119
Allen Holder (1977)	119
10. Jack Moore (1982)	109

Junior

1. Brian Carr (1996)	201
2. Tyronn Lue (1998)	152
3. Cookie Belcher (1999)	138
4. Erick Strickland (1995)	133
5. Tom Wald (1995)	128
6. Jaron Boone (1995)	116
7. Eric Johnson (1988)	112
8. Clifford Scales (1990)	110
9. Jack Moore (1981)	108
10. Stan Cloudy (1983)	106

Sophomore

1. Brian Carr (1985)	237
2. Jack Moore (1980)	145
3. Tyronn Lue (1997)	136
4. Beau Reid (1989)	135
5. Jamar Johnson (1992)	130
6. Cookie Belcher (1998)	124
7. Jaron Boone (1994)	109
8. Eric Piatkowski (1992)	97
9. Erick Strickland (1994)	96
Brian Banks (1977)	96

Freshman

1. Tyronn Lue (1996)	144
2. Jake Muhleisen (2002)	105
3. Jaron Boone (1993)	87
4. Brian Carr (1984)	78
5. Cookie Belcher (1997)	68
Eric Piatkowski (1991)	68
7. Erick Strickland (1993)	66
8. Clifford Scales (1988)	63
9. Andre Woolridge (1993)	61
10. Beau Reid (1988)	60



Cookie Belcher finished his career as the Nebraska and Big 12 all-time steals leader, and was third in NCAA history with 353.

Single-Season Records (by Class)

Steals (since 1979)

Senior

1. Cookie Belcher (2001)	82
2. Eric Johnson (1989)	68
3. Venson Hamilton (1999)	67
Brian Carr (1987)	67
5. Clifford Scales (1991)	64
6. Erick Strickland (1996)	61
7. Henry T. Buchanan (1988)	48
8. Eric Piatkowski (1994)	46
Greg Downing (1983)	46
10. Curtis Moore (1985)	45

Junior

1. Cookie Belcher (1999)	102
2. Erick Strickland (1995)	89
3. Tyronn Lue (1998)	63
4. Eric Johnson (1988)	60
5. Carl Hayes (1991)	54
6. Venson Hamilton (1998)	53
7. Jamar Johnson (1993)	52
8. Brennon Clemmons (2002)	48
9. Stan Cloudy (1983)	45
10. Andy Markowski (1998)	44
Clifford Scales (1990)	44

Sophomore

1. Cookie Belcher (1998)	75
2. Erick Strickland (1994)	60
3. Venson Hamilton (1997)	46
4. Jack Moore (1980)	42
5. Tyronn Lue (1997)	41
6. Brian Carr (1985)	40
7. Jamar Johnson (1992)	38
Carl Hayes (1990)	38
9. Cary Cochran (2000)	37
Clifford Scales (1989)	37

Freshman

1. Cookie Belcher (1997)	87
2. Tyronn Lue (1996)	50
3. Erick Strickland (1993)	47
4. Clifford Scales (1988)	32
5. Jake Muhleisen (2002)	28
6. Jaron Boone (1993)	26
7. Beau Reid (1988)	24
8. Chad Johnson (1998)	22
Eric Piatkowski (1991)	22
10. Brian Carr (1984)	21
Venson Hamilton (1996)	20
Greg Downing (1980)	20

Blocked Shots (since 1978)

Senior

1. Mikki Moore (1997)	88
2. Venson Hamilton (1999)	80
3. Kimani Ffriend (2001)	74
4. Rich King (1991)	68
5. Derrick Chandler (1993)	53
6. Carl McPipe (1979)	30
7. Cookie Belcher (2001)	21
Pete Manning (1989)	21
Derrick Vick (1988)	21
10. Melvin Brooks (1995)	20
Eric Piatkowski (1994)	20
Carl Hayes (1992)	20
Andre Smith (1981)	20

Junior

1. Derrick Chandler (1992)	91
2. Kimani Ffriend (2000)	85
3. Mikki Moore (1996)	71
4. Venson Hamilton (1998)	66
5. Rich King (1990)	45
6. Carl Hayes (1991)	29
7. Leonard Johnson (1982)	23
8. Cookie Belcher (1999)	22
Bernard Garner (1996)	22
10. Tony Farmer (1991)	19
Derrick Vick (1987)	19

Sophomore

1. Mikki Moore (1995)	67
2. Venson Hamilton (1997)	56
3. Rich King (1989)	50
4. Terrance Badgett (1994)	26
5. Louis Truscott (2000)	24
6. Bruce Chubick (1992)	23
7. Carl Hayes (1990)	21
8. Eric Piatkowski (1992)	18
Greg Downing (1981)	18
10. Andre Smith (1979)	17

Freshman

1. John Turek (2002)	39
Venson Hamilton (1996)	39
3. Cookie Belcher (1997)	20
Rich King (1988)	20
5. Brant Harriman (1988)	19
Dave Hoppen (1983)	19
7. Eric Piatkowski (1991)	18
8. Greg Downing (1980)	15
9. Chad Johnson (1998)	13
Terrance Badgett (1993)	13

Career Records

Points**

1. Dave Hoppen (1983-86)	2,167
2. Eric Piatkowski (1991-94)	1,934
3. Jerry Fort (1973-76)	1,882
4. Andre Smith (1978-81)	1,717
5. Jaron Boone (1993-96)	1,609
6. Erick Strickland (1993-96)	1,586
7. Tyronn Lue (1996-98)	1,577
8. Cookie Belcher (1997-2001)	1,552
9. Rich King (1988-91)	1,475
10. Venson Hamilton (1996-99)	1,416

**For top-60 scoring, see page 130, and for all 23 1,000-point scorers, see pages 180-183.

Scoring Average (min. 675 Points)

	G	Pts.	Avg.
1. Dave Hoppen (1983-86)	111	2,167	19.5
2. Jerry Fort (1973-76)	105	1,882	17.9
3. Tom Baack (1966-68)	75	1,299	17.3
4. Marvin Stewart (1969-71)	75	1,138	17.2
5. Stuart Lantz (1969-71)	75	1,269	16.9
6. Chuck Jura (1970-72)	77	1,255	16.3
7. Tyronn Lue (1996-98)	99	1,577	15.9
8. Eric Piatkowski (1991-94)	123	1,934	15.7
9. Andre Smith (1978-81)	114	1,717	15.1
10. Herschell Turner (1958-60)	72	1,056	14.7

Field Goals Made

1. Dave Hoppen (1983-86)	804
2. Jerry Fort (1973-76)	777
3. Eric Piatkowski (1991-94)	676
4. Andre Smith (1978-81)	673
5. Jaron Boone (1993-96)	575
6. Rich King (1988-91)	564
7. Tyronn Lue (1996-98)	560
8. Carl McPipe (1976-79)	546
9. Erick Strickland (1993-96)	535
10. Venson Hamilton (1996-99)	528

Field Goals Attempted

1. Jerry Fort (1973-76)	1,793
2. Eric Piatkowski (1991-94)	1,436
3. Dave Hoppen (1983-86)	1,341
4. Jaron Boone (1993-96)	1,327
5. Tyronn Lue (1996-98)	1,255
6. Erick Strickland (1993-96)	1,219
7. Larry Florence (1997-2000)	1,150
8. Andre Smith (1978-81)	1,148
9. Tom Baack (1966-68)	1,138
10. Carl McPipe (1976-79)	1,126

Field Goal Percentage (min. 400 att.)

	FG-FGA	Pct.
1. Larry Cox (1974-76)	270-432	.625
2. Dave Hoppen (1983-86)	804-1,341	.600
3. Andre Smith (1978-81)	673-1,148	.586
4. Kimani Ffriend (2000-01)	267-460	.580
5. Rich King (1988-91)	564-1,000	.564
6. Bruce Chubick (1991-94)	303-540	.561
7. Mikki Moore (1994-97)	274-676	.553
8. Chuck Jura (1970-72)	500-910	.549
9. Bernard Day (1985-86)	309-567	.545
10. Pete Manning (1988-89)	242-446	.543

Three-Point Field Goals Made

1. Cary Cochran (1999-2002)	268
2. Eric Piatkowski (1991-94)	202
3. Jaron Boone (1993-96)	181
4. Erick Strickland (1993-96)	179
5. Cookie Belcher (1997-2001)	146
6. Tyronn Lue (1996-98)	145
7. Ray Richardson (1989-90)	105
8. Chris Cresswell (1990-92)	103
9. Jamar Johnson (1992-94)	95
10. Brian Conklin (2001-present)	88

Three-Point Field Goals Attempted

1. Cary Cochran (1999-2002)	630
2. Eric Piatkowski (1991-94)	564
3. Erick Strickland (1993-96)	512
4. Jaron Boone (1993-96)	501
5. Cookie Belcher (1997-2001)	450
6. Tyronn Lue (1996-98)	407
7. Ray Richardson (1989-90)	278
8. Jamar Johnson (1992-94)	264
9. Chris Cresswell (1990-92)	261
10. Beau Reid (1988-91)	242

Three-Point FG Percentage (min. 90 att.)

	3FG	3PA	Pct.
1. Brian Conklin (2001-present)	88	204	.431
2. Cary Cochran (1999-2002)	268	630	.425
3. Clifford Scales (1988-91)	45	110	.409
4. Henry T. Buchanan (1987-88)	67	165	.406
5. Chris Cresswell (1990-92)	103	261	.395
6. Ray Richardson (1989-90)	105	278	.378
7. Brian Carr (1984-87)	58	157	.369
8. Danny Walker (2000)	53	145	.366
9. Jaron Boone (1993-96)	181	501	.361
10. Jamar Johnson (1992-94)	95	264	.360

Free Throws Made

1. Dave Hoppen (1983-86)	559
2. Jack Moore (1979-82)	446
3. Eric Piatkowski (1991-94)	380
4. Andre Smith (1978-81)	371
5. Venson Hamilton (1996-99)	360
6. Rich King (1988-91)	345
7. Erick Strickland (1993-96)	337
8. Jerry Fort (1973-76)	328
9. Bob Gratopp (1968-70)	316
10. Herschell Turner (1958-60)	314

Free Throw Attempts

1. Dave Hoppen (1983-86)	724
2. Venson Hamilton (1996-99)	590
3. Andre Smith (1978-81)	562
4. Rich King (1988-91)	510
5. Jack Moore (1979-82)	495
6. Eric Piatkowski (1991-94)	489
7. Jerry Fort (1973-76)	486
8. Bill Johnson (1952-54)	484
9. Herschell Turner (1958-60)	474
10. Kimani Ffriend (2000-01)	440

Career Records

Free Throw Percentage (min. 200 att.)

	FT-FTA	Pct.
1. Jack Moore (1979-82)	446-495	.901
2. Tom Baack (1966-68)	247-297	.832
3. Brian Carr (1984-87)	230-287	.801
4. Bob Gratopp (1968-70)	316-400	.790
Jamar Johnson (1992-94)	166-210	.790
6. Tyronn Lue (1996-98)	312-396	.788
7. Eric Piatkowski (1991-94)	380-489	.777
8. Erick Strickland (1993-96)	337-434	.776
9. Dave Hoppen (1983-86)	559-724	.772
10. Clifford Scales (1988-91)	209-272	.768

Rebounds (since 1952)

1. Venson Hamilton (1996-99)	1,080
2. Leroy Chalk (1969-71)	782
3. Dave Hoppen (1983-86)	773
4. Rich King (1988-91)	761
5. Andre Smith (1978-81)	753
6. Chuck Jura (1970-72)	740
7. Carl McPipe (1976-79)	723
8. Rex Ekwall (1955-57)	679
9. Eric Piatkowski (1991-94)	664
10. Mikki Moore (1994-97)	661

Rebound Average (min. 400 Rebounds)

	G	Reb.	Avg.
1. Rex Ekwall (1955-57)	65	679	10.4
2. Leroy Chalk (1969-71)	76	782	10.3
3. Chuck Jura (1970-72)	77	740	9.6
4. Bill Johnson (1952-54)	65	569	9.5
5. Tom Russell (1961-62)	49	432	8.8
6. Herschell Turner (1958-60)	72	626	8.7
7. Kimani Ffriend (2000-01)	58	492	8.5
8. Venson Hamilton (1996-99)	129	1,080	8.4
9. Derrick Chandler (1992-93)	60	490	8.2
10. Steffon Bradford (2000-01)	60	487	8.1

Assists (since 1974)

1. Brian Carr (1984-87)	682
2. Cookie Belcher (1997-2001)	477
3. Jaron Boone (1993-96)	446
4. Tyronn Lue (1996-98)	432
5. Erick Strickland (1993-96)	414
6. Jack Moore (1979-82)	382
7. Jamar Johnson (1992-94)	355
8. Clifford Scales (1988-91)	354
9. Beau Reid (1988-91)	344
10. Eric Piatkowski (1991-94)	322

Steals (since 1978)

1. Cookie Belcher (1997-2001)	353
2. Erick Strickland (1993-96)	257
3. Venson Hamilton (1996-99)	186
4. Clifford Scales (1988-91)	177
5. Brian Carr (1984-87)	159
6. Tyronn Lue (1996-98)	154
7. Larry Florence (1997-2000)	137
8. Jaron Boone (1993-96)	131
9. Jack Moore (1979-82)	128
Eric Johnson (1988-89)	128

Blocked Shots (since 1978)

1. Venson Hamilton (1996-99)	241
2. Mikki Moore (1994-97)	236
3. Rich King (1988-91)	183
4. Kimani Ffriend (2000-01)	159
5. Derrick Chandler (1992-1993)	144
6. Cookie Belcher (1997-2001)	83
7. Carl Hayes (1990-92)	70
8. Eric Piatkowski (1991-94)	64
Bruce Chubick (1991-94)	64
10. Andre Smith (1978-81)	61

Games Played

1. Cookie Belcher (1997-2001)	131
2. Venson Hamilton (1996-99)	129
3. Terrance Badgett (1993-96)	127
Jaron Boone (1993-96)	127
Erick Strickland (1993-96)	127
6. Rich King (1988-91)	124
Andy Markowski (1996-99)	124
8. Clifford Scales (1988-91)	123
Brian Carr (1984-87)	123
Eric Piatkowski (1991-94)	123
Larry Florence (1997-2000)	123

Games Started

1. Cookie Belcher (1997-2001)	129
2. Dave Hoppen (1983-86)	111
3. Larry Florence (1997-2000)	105
4. Jaron Boone (1993-96)	102
5. Jerry Fort (1973-76)	97
6. Tyronn Lue (1996-98)	96
7. Brian Carr (1984-87)	93
8. Clifford Scales (1988-91)	92
9. Eric Piatkowski (1991-94)	89
10. Venson Hamilton (1996-99)	88

Minutes Played

1. Cookie Belcher (1997-2001)	4,096
2. Brian Carr (1984-87)	3,739
3. Dave Hoppen (1983-86)	3,711
4. Jaron Boone (1993-96)	3,624
5. Eric Piatkowski (1991-94)	3,418
6. Jack Moore (1979-82)	3,372
7. Venson Hamilton (1996-99)	3,332
8. Clifford Scales (1988-91)	3,316
9. Tyronn Lue (1996-98)	3,293
10. Erick Strickland (1993-96)	3,235

Team Records

Victories

1. 1991	26
2. 1920	22
1978	22
1983	22
5. 1987	21
1996	21
7. 1966	20
1993	20
1994	20
1998	20
1999	20

Winning Percentage

1. 1912	.933 (14-1)
2. 1916	.929 (13-1)
3. 1920	.917 (22-2)
4. 1913	.895 (17-2)
5. 1906	.857 (12-2)
6. 1914	.833 (15-3)
1921	.833 (15-3)
8. 1966	.800 (20-5)
9. 1991	.765 (26-8)
10. 1978	.733 (22-8)

Losses

1. 1963	19
2000	19
3. 1964	18
1988	18
1990	18
6. 1932	17
1945	17
1952	17
1960	17
1973	17

Points Scored

1. 1991	2,977
2. 1996	2,808
3. 1994	2,620
4. 1989	2,535
5. 1995	2,510
6. 1993	2,497
7. 1987	2,472
8. 1997	2,407
9. 1992	2,334
10. 1998	2,290

Scoring Average

1. 1991	87.6
2. 1994	87.3
3. 1990	80.7
4. 1992	80.5
1993	80.5
6. 1996	80.2
7. 1967	78.9
8. 1995	78.4
9. 1968	78.2
10. 1966	77.2

Field Goals Made

1. 1991	1,081
2. 1996	1,007
3. 1994	956
4. 1989	936
5. 1993	908
6. 1995	907
7. 1987	904
8. 1997	895
9. 1985	873
10. 1998	867

Field Goals Attempted

1. 1991	2,185
2. 1996	2,089
3. 1989	1,991
4. 1994	1,978
5. 1993	1,975
6. 1995	1,947
7. 1998	1,938
8. 1987	1,933
9. 1997	1,927
10. 1992	1,826

Field Goal Percentage

1. 1984	.514
2. 1983	.513
3. 1985	.512
4. 1986	.511
5. 1980	.508
6. 1971	.505
7. 1991	.495
8. 1981	.490
9. 1978	.489
10. 2001	.487

Three-Point FG Made

1. 2002	267
2. 1994	194
3. 2001	184
4. 1992	183
5. 1996	176
6. 1995	173
7. 1993	158
8. 1998	150
9. 2000	144
10. 1991	125

Three-Point FG Attempted

1. 2002	729
2. 1994	564
3. 1995	504
4. 1996	494
5. 1992	489
6. 2001	480
7. 1993	468
8. 1998	436
9. 2000	434
10. 1999	365

Three-Point FG Percentage


1. 2001	.383
2. 1992	.374
3. 1987	.369
4. 2002	.366
5. 1989	.364
6. 1988	.358
7. 1996	.356
8. 1990	.351
9. 1991	.349
10. 1994	.344
1998	.344

Free Throws Made

1. 1991	690
2. 1996	618
3. 1987	544
4. 1989	541
5. 1969	527
6. 1993	523
1995	523
8. 1994	514
9. 1953	510
10. 1980	507

Free Throws Attempted

1. 1991	981
2. 1996	897
3. 1989	808
4. 1953	795
5. 1987	778
6. 1954	772
7. 1995	766
8. 1993	765
9. 1997	752
10. 1992	739
1969	739



Eric Johnson holds the Devaney Center record for free throws in a game with 16 against Creighton in 1988.

Team Records

Free Throw Percentage

1. 1968	756
2. 1981	750
3. 1980	749
4. 1994	745
5. 1986	743
6. 1982	741
7. 1967	727
8. 1976	724
9. 1985	720
10. 1988	718

Rebounds

1. 1991	1,454
2. 1996	1,353
3. 1994	1,320
4. 1992	1,305
5. 1997	1,295
6. 1989	1,292
7. 1993	1,283
8. 1998	1,263
9. 2000	1,217
10. 1995	1,209

Rebound Average

1. 1960	48.8
1961	48.8
3. 1962	45.1
4. 1992	45.0
5. 1959	44.9
6. 1963	44.0
7. 1974	43.4
8. 1991	42.8
9. 1964	42.5
10. 1966	42.4

Assists (since 1974)

1. 1991	696
2. 1985	615
3. 1996	608
4. 1989	592
5. 1994	581
6. 1995	572
7. 1986	558
8. 1983	555
9. 1993	540
1992	540

Fewest Turnovers (since 1977)

1. 1982	302
2. 2002	317
3. 1981	318
4. 1985	339
5. 1986	341

Most Turnovers (since 1977)


1. 1996	627
2. 1991	610
3. 1999	597
4. 1997	585
5. 1989	580

Blocked Shots (since 1978)

1. 1997	202
2. 1996	185
3. 1992	169
4. 1991	165
5. 1999	158
6. 1998	156
7. 1995	151
8. 2000	145
9. 1993	131
10. 1994	117

Steals (since 1978)

1. 1999	359
2. 1998	319
3. 1991	315
4. 1995	299
5. 1997	298
6. 1996	292
7. 1988	274
8. 1994	267
9. 1993	262
10. 1987	257



Eric Piatkowski (above) and Bruce Chubick are the only players in school history to make four straight NCAA Tournament appearances with the Huskers.

Defensive Records

Fewest Points Allowed, Season

1. 1950	1,233
2. 1949	1,322
3. 1951	1,345
4. 1948	1,356
5. 1953	1,432
6. 1958	1,478
7. 1959	1,504
8. 1955	1,508
9. 1960	1,516
10. 1957	1,519

Fewest Points Allowed Per Game

1. 1949	50.8
2. 1950	53.6
3. 1982	55.3
4. 1948	56.5
5. 1951	58.5
6. 1959	60.2
7. 1983	60.9
8. 1977	61.1
9. 1984	61.6
10. 1981	62.0

Fewest Points Allowed, Single Game

1. 32 vs. South Dakota, Dec. 3, 1949 (NU 61)
2. 34 vs. Kansas, Jan. 8, 1949 (52)
3. 38 vs. South Dakota, Dec. 16, 1947 (65)
38 vs. Santa Clara, Dec. 12, 1950 (53)
38 vs. Kansas, Feb. 11, 1961 (33)
6. 39 at San Jose State, Dec. 29, 1947 (38)
39 vs. Northwest Missouri State, Dec. 1, 1948 (59)
39 at Kansas, Feb. 11, 1961 (33)
39 vs. Northwest Missouri State, Dec. 8, 1949 (58)
39 vs. Northwest Missouri State, Dec. 4, 1950 (61)
39 vs. Air Force, Dec. 8, 1962 (43)

Most Points Allowed, Season

1. 1991	2,977
2. 1996	2,643
3. 1988	2,578
4. 1987	2,454
5. 1994	2,419

Most Points Allowed Per Game

1. 1990	86.1
2. 1994	80.6
3. 1991	78.2
4. 1989	78.1
5. 1967	77.6

100-Point Husker Games

1. 117 vs. Harvard (79), Dec. 1, 1989
117 vs. Oklahoma (113), March 8, 1991 (B8T, OT)
3. 116 vs. Nevada-Reno (71), Dec. 14, 1970
116 vs. Texas-Arlington (95), Dec. 21, 1992
5. 114 vs. Oregon (106), Nov. 25, 1995 (OT)
6. 113 vs. Augustana, S.D. (69), Nov. 26, 1983
113 vs. Tennessee Tech (92), Dec. 14, 1990
8. 111 vs. Cal State Fullerton (74), Dec. 4, 1967
111 at Oklahoma (99), Jan. 26, 1991
111 vs. Portland (85), Dec. 4, 1993
*111 at Oklahoma (115), Feb. 14, 1994 (OT)
12. 110 vs. Oklahoma (90), Jan. 27, 1968
13. 108 vs. Appalachian State (71), Dec. 31, 1994
108 vs. Colgate (76), Dec. 4, 1992
15. 107 vs. St. Louis (79), Nov. 23, 1990
16. 106 at Southern Utah (101), Nov. 30, 1991
106 vs. Colorado (67), Jan. 8, 1994
18. 105 vs. Eastern Washington (71), Jan. 14, 1984
105 vs. Northwest Missouri State (64), Jan. 5, 1987
105 vs. Toledo (68), Dec. 8, 1990
105 vs. Oklahoma (93), Feb. 16, 1991
105 vs. Oklahoma (88), March 11, 1994 (B8T)
23. 104 vs. Montana State (60), Dec. 23, 1978
104 vs. Pepperdine (100), Dec. 2, 1989
104 vs. Northern Iowa (109), Dec. 16, 1995
26. 102 vs. Eastern Washington (67), Dec. 21, 1991
102 vs. Iowa State (86), Feb. 12, 1994
28. 101 at Wisconsin (88), Dec. 1, 1965
101 vs. South Dakota (69), Dec. 1, 1984
101 at California-Irvine (109), Nov. 28, 1986
101 vs. Northeastern Illinois (60), Dec. 21, 1994
32. 100 vs. Washington State (75), Dec. 12, 1966
100 vs. South Dakota State (83), Nov. 30, 1979
100 vs. Illinois (73), Nov. 24, 1990
100 vs. Creighton (83), Dec. 10, 1992
100 vs. Southern Utah (85), Jan. 5, 1993
100 at Colorado (86), Feb. 8, 1995
100 at Oklahoma (117), Jan. 13, 1996 (3OT)

Note: Nebraska is 34-4 when it has scored 100 or more points.

*Most points scored in loss

100-Point Games Against NU

1. 133 at Oklahoma, Feb. 21, 1987 (NU 97)
2. 119 by Marshall, March 13, 1967 (88, NIT)
3. 117 at Oklahoma, Jan. 13, 1996 (100, 3OT)
4. 115 at Oklahoma, Feb. 14, 1994 (111, OT)
5. 114 at Kansas State, Jan. 10, 1987 (82)
114 at Iowa State, Jan. 28, 1988 (76)
7. 113 at Oklahoma, March 5, 1988 (93)
113 by Oklahoma, March 8, 1991 (117, B8T, OT)##
9. 112 at Houston, Dec. 12, 1969 (82)
10. *111 by Missouri, Jan. 13, 1990 (95)
11. 110 at Kansas, Feb. 26, 1966 (73)
12. 109 at California-Irvine, Nov. 28, 1986 (101)
109 by Southwestern Louisiana, Dec. 29, 1992 (80)
109 by Northern Iowa, Dec. 16, 1995 (104)
15. 108 at Kansas State, March 10, 1953 (80)
16. 107 at Missouri, Feb. 10, 1990 (85)
107 by Oklahoma, March 13, 1992 (85, B8T)
18. 106 at Oklahoma, March 7, 1992 (97)
106 by Oregon, Nov. 25, 1995 (114, OT)##
20. 105 at Oklahoma, Jan. 31, 1990 (64)
105 at Texas, Jan. 21, 1998 (91)
22. 103 at Ohio State, Dec. 14, 1988 (76)
103 at Oklahoma, March 4, 1989 (76)
103 vs. Oklahoma State, Feb. 14, 1990 (84)
103 at Kansas, Jan. 25, 1992 (78)
26. 102 at Kansas, Feb. 8, 1958 (46)
102 at Wyoming, Dec. 7, 1966 (98)
102 at Oklahoma, Jan. 14, 1993 (89)

Defensive Records

- 102 at Texas, Jan. 4, 1995 (74)
30. 101 at Iowa State, Feb. 24, 1990 (85)
101 at Michigan State, Dec. 4, 1991 (78)
101 at Southern Utah, Nov. 30, 1992 (106)##
101 at Texas Christian, March 15, 1999 (89)
34. 100 vs. Kansas State, Dec. 26, 1963 (78)
100 at Kansas, Feb. 17, 1970 (87)
100 vs. Pepperdine, Dec. 2, 1989 (104)##

Note: Nebraska is 4-32 when allowing 100 or more points, (wins indicated with ##). *Most points scored against NU in Lincoln.

Fewest Points By NU

- 28 at Kansas State (53), March 1, 1949
- 33 vs. Kansas (38), Feb. 11, 1961
- 34 vs. Kansas State (48), Dec. 27, 1948
- 35 vs. Oklahoma State (52), March 16, 1949 (NCAA Playoff)
- 36 at Kansas (49), Feb. 11, 1950
- 36 at Kansas State (71), Jan. 12, 1952
- 38 at San Jose State (39), Dec. 29, 1947
- 39 at Oklahoma (66), Feb. 10, 1958
- 39 at Oklahoma State (54), Feb. 7, 1959
- 39 vs. Kansas (45), Feb. 23, 1963
- 39 vs. Kansas State (41), March 7, 1984 (B8T)

Most Points Scored by Both Teams

- 230 at Oklahoma 133, Nebraska 97, Feb. 21, 1987
230 Nebraska 117, Oklahoma 113, March 8, 1991 (B8T, OT)
- 226 at Oklahoma 115, Nebraska 111, Feb. 14, 1994 (OT)
- 220 Nebraska 114, Oregon 106, Nov. 25, 1995 (OT)
- 217 at Oklahoma 117, Nebraska 100, Jan. 13, 1996 (3OT)
- 213 Northern Iowa 109, Nebraska 104, Dec. 16, 1995
- 211 at Nebraska 116, Texas-Arlington 95, Dec. 21, 1992
- 210 Nebraska 111, at Oklahoma 99, Jan. 26, 1991
- 210 at California-Irvine 109, Nebraska 101, Nov. 28, 1986
- 207 Marshall 119, Nebraska 88, March 13, 1967 (NIT)
- 207 Nebraska 106, at Southern Utah 101, Nov. 30, 1991

Fewest Points Scored by Both Teams

- 71 Kansas 38, at Nebraska 33, Feb. 11, 1961
- 77 at San Jose State 39, Nebraska 38, Dec. 29, 1947
- 80 Kansas State 41, at Nebraska 39, March 7, 1984 (B8T)
- 81 at Kansas State 53, Nebraska 28, March 1, 1949
- 82 Kansas State 48, Nebraska 34, Dec. 27, 1948 (KC,B7HT)
82 at Nebraska 43, Air Force 39, Dec. 8, 1962
- 84 at Nebraska 43, Kansas 41, Feb. 22, 1958
- 84 Kansas 45, at Nebraska 39, Feb. 23, 1963
- 85 Nebraska 44, at Iowa State 41, Feb. 19, 1949
- 85 at Kansas 49, Nebraska 36, Feb. 11, 1950

NU's Largest Victory Margins

Margin	Score	H/A	Opponent	Season
1. 74	82-8	A	Crete	1906-07
2. 54	57-3	A	Nebraska Wesleyan	1898-99
	57-3	H	Doane	1899-1900
4. 52	62-10	H	Morningside	1911-12
	98-46	H	Southwest Missouri State	1982-83
6. 50	93-43	H	Missouri Western State	1982-83
7. 49	63-14	H	Nebraska Wesleyan	1901-02
	91-42	H	Sam Houston State	1991-92
9. 47	88-41	H	Delaware State	1995-96
10. 45	52-7	H	Doane	1898-99
	57-12	H	Brown College "B"	1905-06
	56-11	H	Cotner	1913-14
	116-71	H	Nevada-Reno	1970-71


Note: NU's largest margin of victory over a conference opponent was 40 vs. Kansas, March 2, 1901 (48-8).

NU's Largest Victories At Devaney Center

Margin	Score	Opponent	Season
1. 52	98-46	Southwest Missouri State	1982-83
2. 50	93-43	Missouri Western State	1982-83
3. 49	91-42	Sam Houston State	1991-92
4. 47	88-41	Delaware State	1995-96
5. 44	104-60	Montana State	1977-78
	113-69	Augustana (S.D.)	1983-84
7. 43	99-56	Northeast Missouri State	1985-86
8. 42	94-52	Delaware State	1994-95
9. 41	105-64	Northwest Missouri State	1986-87
	96-55	Morehead State	1994-95
	101-60	Northeastern Illinois	1994-95
12. 40	86-46	Creighton	1981-82
	86-46	The Citadel	1992-93
14. 39	106-67	Colorado	1993-94
15. 38	97-59	Colorado	1988-89
	117-79	Harvard	1989-90
17. 37	94-57	Mesa	1982-83
	105-68	Toledo	1990-91
	108-71	Appalachian State	1994-95
	85-48	Grambling State	1997-98

NU's Biggest Loss Margins

Margin	Score	Opponent	Season
1. 56	46-102	at Kansas	1957-58
2. 44	29-73	at Haskell Institute	1901-02
3. 43	9-52	at Minnesota	1901-02
4. 42	27-69	at Illinois	1942-43
	30-72	at Kansas	1945-46
	47-89	vs. Colorado (at K.C.)	1954-55
7. 41	64-105	at Oklahoma	1989-90
8. 40	15-55	at DePaul	1943-44
	53-93	at Oklahoma State	1994-95
10. 39	4-43	at Wisconsin	1907-08
	16-55	at Missouri	1921-22
	54-93	at Oklahoma State	1964-65
	55-94	at Oklahoma State	1999-2000
	57-96	at Kansas	2001-02




Carl McPipe ranks 11th on the Nebraska scoring chart and seventh on the rebounds list with 1,300 points and 723 rebounds from 1976 to 1979.

Annual Statistical Leaders (1947 to 2002)

Points Scored

Year	Leader	G	Pts.	PPG
2002	Cary Cochran, Sr., G	28	392	14.0
2001	Cookie Belcher, Sr., G	30	492	16.4
2000	Larry Florence, Sr., F	30	389	13.0
1999	Venson Hamilton, Sr., C	33	518	15.7
1998	Tyronn Lue, Jr., G	32	678	21.2
1997	Tyronn Lue, So., G	32	603	18.8
1996	Erick Strickland, Sr., G	35	516	14.7
1995	Jaron Boone, Jr., G	32	559	17.5
1994	Eric Piatkowski, Sr., F	30	646	21.5
1993	Eric Piatkowski, Jr., F	30	502	16.7
1992	Eric Piatkowski, So., F	29	414	14.3
1991	Rich King, Sr., C	34	526	15.5
1990	Rich King, Jr., C	28	450	16.1
1989	Beau Reid, So., F	32	382	11.9
1988	Derrick Vick, Sr., F	31	348	11.2
1987	Bernard Day, Sr., F	33	410	12.4
1986	Dave Hoppen, Sr., C	19	420	22.1
1985	Dave Hoppen, Jr., C	30	704	23.5
1984	Dave Hoppen, So., C	30	598	19.9
1983	Dave Hoppen, Fr., C	32	445	13.9
1982	Jack Moore, Sr., G	27	343	12.7
1981	Andre Smith, Sr., C	26	475	18.3
1980	Andre Smith, Jr., C	31	600	19.4
1979	Andre Smith, So., C	27	364	13.5



Erick Strickland led the Huskers in scoring during the 1995-96 campaign and is sixth on NU's career scoring chart.

1978	Carl McPipe, Jr., C	29	445	15.3
1977	Carl McPipe, So., C	29	440	15.2
1976	Jerry Fort, Sr., G	27	513	19.0
1975	Jerry Fort, Jr., G	26	525	20.2
1974	Jerry Fort, So., G	26	468	18.0
1973	Jerry Fort, Fr., G	26	376	14.5
1972	Chuck Jura, Sr., C	26	551	21.2
1971	Marvin Stewart, Sr., G	26	556	21.4
1970	Tom Scantlebury, Jr., G	25	361	14.4
1969	Marvin Stewart, So., G	26	381	14.6
1968	Stuart Lantz, Sr., G	25	482	19.3
1967	Stuart Lantz, Jr., G	25	481	19.2
1966	Tom Baack, So., F	25	386	15.4
1965	Fred Hare, So., F	25	380	15.2
1964	Charlie Jones, F	25	322	12.9
1963	Daryl Petsch, G	25	369	14.8
1962	Tom Russell, Sr., F/C	25	412	16.5
1961	Tom Russell, Jr., F/C	24	300	12.5
1960	Herschell Turner, G	24	382	15.9
1959	Herschell Turner, G	25	428	17.1
1958	Wilson Fitzpatrick, G	23	264	11.5
	Gary Reimers, G	23	264	11.5
1957	Rex Ekwall, F	23	307	13.3
1956	Rex Ekwall, F	21	312	14.9
1955	Willard Fagler, C	21	285	13.6
1954	Bill Johnson, C	21	382	18.2
1953	Bill Johnson, C	20	277	13.9
1952	Jim Buchanan, G	24	400	16.7
1951	Bob Pierce, C	23	384	16.7
1950	Bus Whitehead, C	23	360	15.7
1949	Claude Retherford, G	26	311	12.0
1948	Claude Retherford, G	24	259	10.8

Field Goal Percentage

Year	Leader*	G	FG-FGA	Pct.
2002	Cary Cochran, Sr., G	28	116-277	.419
2001	Kimani Ffriend, Sr., C	28	144-231	.623
2000	Kimani Ffriend, Jr., C	30	123-229	.537
1999	Larry Florence, Jr., F	33	133-262	.508
1998	Venson Hamilton, Jr., C	32	139-269	.517
1997	Mikki Moore, Sr., C	33	144-247	.583
1996	Mikki Moore, Jr., C	35	118-202	.584
1995	Terrance Badgett, Jr., F	32	106-212	.500
1994	Bruce Chubick, Sr., F	31	121-215	.563
1993	Bruce Chubick, Jr., F	31	90-173	.520
1992	Dapreis Owens, Sr., F	29	116-213	.545
1991	Rich King, Sr., C	34	202-352	.574
1990	Rich King, Jr., C	28	170-305	.557
1989	Richard van Poelgeest, Jr., C	29	103-177	.582
1988	Pete Manning, Jr., F	31	111-188	.590
1987	Derrick Vick, Jr., F	32	131-240	.546
1986	Bernard Day, Jr., F	30	158-280	.564
1985	Dave Hoppen, Jr., C	30	270-418	.646
1984	Dave Hoppen, So., C	30	220-367	.599
1983	Greg Downing, Sr., G/F	31	101-174	.580
1982	Ray Collins, Sr., G/F	28	111-221	.502
1981	Andre Smith, Sr., C	26	185-314	.589
1980	Andre Smith, Jr., C	31	237-388	.611
1979	Andre Smith, So., C	27	146-256	.570
1978	Andre Smith, Fr., C	27	105-190	.553
1977	Carl McPipe, Jr., C	29	183-376	.487
1976	Larry Cox, Sr., C	27	133-198	.672
1975	Larry Cox, Jr., C	26	72-151	.589
1974	Tom Novak, Sr., G	22	62-140	.443
1973	Brendy Lee, Jr., C/F	26	88-192	.458
1972	Chuck Jura, Sr., C	26	111-181	.613
1971	Chuck Jura, Jr., C	26	181-306	.592
1970	Sam Martin, Sr., C	22	58-116	.500
1969	Leroy Chalk, So., C	26	98-182	.538

1968	Stuart Lantz, Sr., G	25	173-349	.496
1967	Stuart Lantz, Jr., G	25	190-368	.516
1966	Grant Simmons, So., G	25	131-267	.491
1965	Willie Campbell, G	18	47-111	.423
1964	Charlie Jones, F	25	143-320	.447
1963	Ivan Grupe, F	25	100-210	.476
1962	Tom Russell, F/C	25	136-243	.560
1961	Tom Russell, F/C	24	97-201	.483
1960	Herschell Turner, G	24	143-326	.439
1959	Wayne Hester, G	25	68-147	.463
1958	Gary Reimers, G	23	84-203	.414
1957	Gary Reimers, G	23	106-229	.463
1956	Rex Ekwall, F	21	102-237	.430
1955	Rex Ekwall, F	21	88-194	.454
1954	Bill Johnson, C	21	130-301	.432
1953	Bill Johnson, C	20	80-199	.422
1952	Jim Buchanan, G	24	173-484	.357
1951	Bob Pierce, C	23	131-327	.401
1950	Jim Buchanan, G	23	58-159	.365
1949	Bus Whitehead, C	26	99-284	.349
1948	Rodney Cox, F	24	62-180	.344

*Minimum of 5 att. per game while playing in 75% of team's games.


Rebounds

Year	Leader	G	Reb.	RPG
2002	John Turek, Fr., F	26	162	6.2
2001	Kimani Ffriend, Sr., C	28	229	8.2
2000	Kimani Ffriend, Jr., C	30	263	8.8
1999	Venson Hamilton, Sr., C	33	335	10.2
1998	Venson Hamilton, Jr., C	32	315	9.8
1997	Venson Hamilton, So., C	32	269	8.4
1996	Bernard Garner, Jr., F	35	222	6.3
1995	Mikki Moore, So., C	32	198	6.2
1994	Bruce Chubick, Sr., F	31	219	7.3
1993	Derrick Chandler, Sr., C	31	252	8.1
1992	Derrick Chandler, Jr., C	29	238	8.2
1991	Rich King, Sr., C	34	274	8.1
1990	Rich King, Jr., C	28	208	7.4
1989	Pete Manning, Sr., F/C	33	201	6.1
1988	Derrick Vick, Sr., F	31	162	5.2
1987	Bill Jackman, Sr., F	33	213	6.5
1986	Bernard Day, Jr., F	30	198	6.6
1985	Dave Hoppen, Jr., C	30	258	8.6
1984	Dave Hoppen, So., C	30	207	6.9
1983	Claude Renfro, Sr., F	32	175	5.5
1982	Jerry Shoecraft, Sr., F	28	122	4.4
1981	Andre Smith, Sr., C	26	172	6.6
1980	Andre Smith, Jr., C	31	251	8.1
1979	Carl McPipe, Sr., C	26	196	7.5
1978	Carl McPipe, Jr., C	29	228	7.9
1977	Carl McPipe, So., C	29	241	8.3
1976	Larry Cox, Sr., C	27	166	6.1
1975	Bob Siegel, So., F	26	227	8.7
1974	Brendy Lee, Sr., F/C	26	197	7.6
1973	Brendy Lee, Sr., F/C	26	185	7.1
1972	Chuck Jura, Sr., C	26	305	11.7
1971	Leroy Chalk, Sr., C	26	290	11.2
1970	Leroy Chalk, Jr., C	24	235	9.4
1969	Leroy Chalk, So., C	26	257	9.9
1968	Stuart Lantz, Sr., G	25	179	7.2
1967	Stuart Lantz, Jr., G	25	193	7.7
1966	Stuart Lantz, So., G	25	199	8.0
1965	Fred Hare, So., F	25	185	7.4
1964	Charlie Jones, F	25	171	6.8
1963	Charlie Jones, F	25	204	8.2
1962	Tom Russell, Sr., F/C	25	200	8.0
1961	Tom Russell, Jr., F/C	24	232	9.7
1960	Herschell Turner, G	24	193	8.0
1959	Herschell Turner, G	25	244	9.8
1958	Herschell Turner, G	23	189	8.2
1957	Rex Ekwall, F	23	214	9.3
1956	Rex Ekwall, F	21	224	10.7
1955	Rex Ekwall, F	21	241	11.5
1954	Bill Johnson, C	21	236	11.2
1953	Bill Johnson, C	20	188	9.4
1952	Bill Johnson, C	19*	145	7.6

*Rebounding statistics missing for five games in 1952, and not available for seasons prior to 1952

Free Throw Percentage

Year	Leader*	G	FT-FTA	Pct.
2002	Cary Cochran, Sr., G	28	71-77	.922#
2001	Cookie Belcher, Sr., G	30	90-121	.744
2000	Danny Walker, Jr., G	29	59-76	.776
1999	Larry Florence, Sr., F	33	73-99	.737
1998	Tyronn Lue, Jr., G	32	120-145	.828
1997	Tyronn Lue, So., G	32	126-155	.813
1996	Erick Strickland, Sr., G	35	116-141	.823
1995	Tom Wald, Jr., G	32	80-96	.833
1994	Erick Strickland, So., G	30	77-95	.811
1993	Eric Piatkowski, Jr., F	30	98-129	.760
1992	Jamar Johnson, So., G	28	53-63	.841
1991	Eric Piatkowski, Fr., F	34	72-86	.837
1990	Clifford Scales, Jr., G	26	84-100	.840
1989	Eric Johnson, Sr., G	32	94-121	.777
1988	Jeff Rekeweg, Sr., F	31	74-88	.841
1987	Brian Carr, Sr., G	33	84-104	.808



Dave Hoppen was the first Nebraska player to have his jersey retired.

1986	Brian Carr, Sr., G	30	79-93	.849
1985	Dave Hoppen, Jr., G	30	164-210	.781
1984	David Ponce, Sr., G	30	67-77	.870
1983	David Ponce, Jr., G	30	85-106	.802
1982	Jack Moore, Sr., G	27	123-131	.939
1981	Jack Moore, Jr., G	27	118-128	.922
1980	Jack Moore, So., G	31	184-211	.872
1979	Andre Smith, So., C	27	72-110	.655
1978	Brian Banks, Jr., G	30	73-103	.709
1977	Carl McPipe, So., C	29	74-108	.685
1976	Larry Cox, Sr., C	27	92-124	.742
1975	Larry Cox, Jr., C	26	78-104	.750
1974	Bob Siegel, So., F	26	42-56	.750
1973	Ricky Marsh, So., G	26	43-56	.768
1972	Kent Reckewey, So., G	19	35-41	.854
1971	Tony Riehl, Jr., G/F	26	44-58	.759
1970	Leroy Chalk, Jr., C	26	52-63	.825
1969	Tom Scantlebury, Jr., G	25	81-104	.779
1968	Bob Gratopp, So., F	26	141-178	.792
1967	Tom Baack, Jr., F	25	82-99	.828
1966	Tom Baack, So., F	25	73-90	.811
1965	Tom Baack, Fr., F	25	92-108	.852
1964	Grant Simmons, So., G	25	82-121	.678
1963	Coley Webb	24	56-88	.636
1962	Ivan Grupe, F	25	66-90	.733
1961	Tom Russell, Jr., F/C	25	140-182	.769
1960	Jim Kowalke	18	46-62	.742
1959	Jan Wall	24	46-62	.742
1958	Jan Wall	18	31-39	.795
1957	Herschell Turner, G	25	136-183	.743
1956	Gary Reimers, G	23	96-123	.780
1955	Rex Ekwall, F	23	95-127	.748
1954	Rex Ekwall, F	21	108-151	.715
1953	Gary Renzelman	21	53-68	.779
1952	Fred Seger	21	90-139	.647
1951	Gerald Sandbulte	18	35-47	.745
1950	Joe Good	22	52-75	.693
1949	Bob Pierce	23	122-158	.772
1948	Bob Gates	23	37-49	.755
1947	Bus Whitehead	26	75-108	.694
1946	Rodney Cox	24	38-57	.667

*Minimum of 2 att. per game while playing in 75% of team's games.
#Led nation in free throw percentage.



Jack Moore (14) led NU in minutes played for three straight seasons and teammate Andre Smith (40) led Nebraska in scoring in 1979, 1980 and 1981.

Three-Point Percentage

Year	Leader*	G	3FG-Att.	Pct.
2002	Brian Conklin, So., F	28	65-150	.433
2001	Cary Cochran, Jr., G	30	78-165	.473
2000	Cary Cochran, So., G	29	62-160	.388
1999	Cary Cochran, Fr., G	32	39-98	.398
1998	Tyronn Lue, Jr., G	32	78-209	.373
1997	Cookie Belcher, Fr., G	33	30-76	.395
1996	Jaron Boone, Sr., G	34	59-167	.353
1995	Jaron Boone, Jr., G	32	70-182	.385
1994	Jaron Boone, So., G	30	35-95	.368
1993	Eric Piatkowski, Jr., F	30	48-129	.372
1992	Jamar Johnson, So., G	28	39-95	.411
1991	Clifford Scales, Sr., G	34	26-57	.456
1990	Chris Cresswell, Sr., G	26	37-97	.381
1989	Ray Richardson, Jr., G/F	32	57-145	.393
1988	Beau Reid, Fr., F	28	26-67	.388
1987	Henry T. Buchanan, Jr., G	33	28-62	.452

*Minimum of 1.5 att. per game while playing in 75% of team's games.

Assists

Year	Leader	G	No.	Avg.
2002	Jake Muhleisen, Fr., G	28	105	3.8
2001	Cookie Belcher, Sr., G	30	131	4.4
2000	Danny Walker, Jr., G	29	97	3.3
1999	Cookie Belcher, Jr., G	32	138	4.3
1998	Tyronn Lue, Jr., G	32	152	4.8
1997	Tyronn Lue, So., G	32	136	4.3
1996	Tyronn Lue, Fr., G	35	144	4.1
1995	Erick Strickland, Jr., G	31	133	4.3
1994	Jamar Johnson, Sr., G	28	123	4.4
1993	Jamar Johnson, Jr., G	28	102	3.3
1992	Jamar Johnson, So., G	28	130	4.6
1991	Beau Reid, Sr., F	34	130	3.8
1990	Clifford Scales, Jr., G	26	110	4.2
1989	Eric Johnson, Sr., G	32	135	4.2
	Beau Reid, So., F	32	135	4.2
1988	Eric Johnson, Jr., G	31	112	3.6
1987	Brian Carr, Sr., G	33	166	5.0
1986	Brian Carr, Jr., G	30	201	6.7
1985	Brian Carr, So., G	30	237	7.9
1984	David Ponce, Sr., G	30	124	4.1
1983	Stan Cloudy, Jr., F	28	106	3.3
1982	Jack Moore, Sr., G	27	109	4.0
1981	Jack Moore, Jr., G	27	108	4.0
1980	Jack Moore, So., G	31	145	4.7
1979	Bob Moore, Sr., G	27	81	3.0
1978	Brian Banks, Jr., G	30	96	3.2
1977	Allen Holder, Sr., G/F	29	119	4.1



Jamar Johnson was the point guard for three Nebraska NCAA Tournament teams, leading the Huskers in assists each season from 1992 to 1994.

1976	Jerry Fort, Sr., G	27	85	3.1
1975	Steve Erwin, Sr., F	26	85	3.3
1974	Ricky Marsh, So., G	26	77	3.0

Blocked Shots


Year	Leader	G	No.	Avg.
2002	John Turek, Fr., F	26	39	1.4
2001	Kimani Ffriend, Sr., C	28	74	2.6
2000	Kimani Ffriend, Jr., C	30	85	2.8
1999	Venson Hamilton, Sr., C	33	80	2.4
1998	Venson Hamilton, Jr., C	32	66	2.1
1997	Mikki Moore, Sr., C	33	88	2.7
1996	Mikki Moore, Jr., C	35	71	2.1
1995	Mikki Moore, So., C	32	67	2.1
1994	Terrance Badgett, So., F	29	26	0.9
1993	Derrick Chandler, Sr., C	31	53	1.7
1992	Derrick Chandler, Jr., C	29	91	3.1
1991	Rich King, Sr., C	34	68	2.0
1990	Rich King, Jr., C	28	45	1.6
1989	Rich King, So., C	33	50	1.5
1988	Derrick Vick, Sr., F	31	21	0.7
1987	Derrick Vick, Jr., F	32	19	0.6
1986	Dave Hoppen, Sr., C	19	11	0.6
1985	Ronnie Smith, Sr., C/F	29	13	0.4
	Dave Hoppen, Jr., C	30	13	0.4
1984	Dave Hoppen, So., C	30	12	0.4
1983	Dave Hoppen, Fr., C	32	19	0.6
1982	Lenard Johnson, Jr., F/C	27	23	0.9
1981	Andre Smith, Sr., C	26	20	0.8
1980	Greg Downing, Fr., G/F	31	15	0.5
1979	Carl McPipe, Sr., C	26	30	1.2
1978	Terry Novak, Sr., G/F	30	18	0.6

Steals

Year	Leader	G	No.	Avg.
2002	Brennon Clemmons, Jr., G	28	48	1.7
2001	Cookie Belcher, Sr., G	30	82	2.7
2000	Larry Florence, Sr., F	30	44	1.5
1999	Cookie Belcher, Jr., G	32	102	3.2
1998	Cookie Belcher, So., G	32	75	2.3
1997	Cookie Belcher, Fr., G	33	87	2.6
1996	Erick Strickland, Sr., G	35	61	1.7
1995	Erick Strickland, Jr., G	31	89	2.9
1994	Erick Strickland, So., G	30	60	2.0
1993	Jamar Johnson, Jr., G	31	52	1.7
1992	Jamar Johnson, So., G	28	36	1.3
1991	Clifford Scales, Sr., G	34	64	1.9
1990	Clifford Scales, Jr., G	26	44	1.7
1989	Eric Johnson, Sr., G	32	68	2.1
1988	Eric Johnson, Jr., G	31	60	1.9
1987	Brian Carr, Sr., G	33	67	2.0
1986	Brian Carr, Jr., G	30	31	1.0
1985	Curtis Moore, Sr., F	30	45	1.5
1984	David Ponce, Sr., G	30	36	1.2
1983	Greg Downing, Sr., G/F	31	46	1.5
1982	Ray Collins, Sr., G/F	28	38	1.4
1981	Jack Moore, Jr., G	27	36	1.3
1980	Jack Moore, So., G	31	42	1.4
1979	Brian Banks, Sr., G	24	34	1.4
1978	Brian Banks, Jr., G	30	36	1.2

Minutes Played

Year	Leader	G	Min.	Avg.
2002	Jake Muhleisen, Fr., G	28	821	29.3
2001	Cookie Belcher, Sr., G	30	1,024	34.1
2000	Steffon Bradford, Jr., F	30	904	30.1
1999	Venson Hamilton, Sr., C	33	1,074	32.5
1998	Tyronn Lue, Jr., G	32	1,149	35.9
1997	Tyronn Lue, So., G	32	1,150	35.9
1996	Jaron Boone, Sr., G	34	1,105	32.5
1995	Jaron Boone, Jr., G	32	1,043	32.6
1994	Eric Piatkowski, Sr., F	30	972	32.4
1993	Eric Piatkowski, Jr., F	30	892	29.7
1992	Eric Piatkowski, So., F	29	873	30.1
1991	Clifford Scales, Sr., G	34	982	28.9
1990	Clifford Scales, Jr., G	26	824	31.7
1989	Eric Johnson, Sr., G	32	996	31.1
1988	Eric Johnson, Jr., G	31	889	28.7
1987	Brian Carr, Sr., G	33	1,065	32.3
1986	Brian Carr, Jr., G	30	1,063	35.4
1985	Dave Hoppen, Jr., C	30	1,155	38.5
1984	Dave Hoppen, So., C	30	1,058	35.3
1983	Stan Cloudy, Jr., F	32	1,021	31.9
1982	Jack Moore, Sr., G	27	1,017	37.7
1981	Jack Moore, Jr., G	27	984	36.4
1980	Jack Moore, So., G	31	1,143	36.9
1979	Bob Moore, Sr., G	27	868	32.1



Mikki Moore led the Huskers in blocked shots three consecutive seasons and ranks second in the Husker career record book with 236 blocked shots.

Year-by-Year Statistics

Season	Won-Lost	FG-FGA	Pct.	FT-FTA	Pct.	Reb.-Avg.	Pts.-Avg.
1948	11-13	494-1,717	.288	356-613	.581	*	1,344-56.0
1949	16-10	504-1,719	.293	351-595	.590	*	1,359-52.3
1950	16-7	490-1,506	.325	369-598	.617	*	1,349-58.7
1951	9-14	440-1,283	.343	329-447	.662	*	1,209-52.6
1952	7-17	569-1,661	.343	357-603	.592	888-37.0	1,495-62.3
1953	9-11	444-1,252	.355	510-795	.642	835-41.8	1,398-69.9
1954	8-13	503-1,336	.376	463-772	.600	747-35.6	1,469-70.0
1955	9-12	506-1,288	.393	474-681	.696	882-42.0	1,486-70.8
1956	7-16	490-1,421	.345	452-715	.632	770-33.5	1,432-62.3
1957	11-12	487-1,301	.374	446-667	.669	905-39.3	1,420-61.7
1958	10-13	470-1,255	.375	387-637	.608	892-38.8	1,327-57.7
1959	12-13	531-1,422	.373	402-619	.649	1,122-44.9	1,464-58.6
1960	7-17	561-1,559	.360	370-573	.646	1,170-48.8	1,492-62.7
1961	10-14	554-1,447	.383	437-651	.671	1,162-48.4	1,545-64.4
1962	9-16	575-1,470	.391	389-592	.657	1,128-45.1	1,539-61.6
1963	6-19	573-1,502	.381	341-554	.616	1,101-44.0	1,487-59.5
1964	8-17	645-1,676	.385	289-521	.555	1,063-42.5	1,579-63.2
1965	10-15	635-1,611	.394	436-724	.602	1,053-42.1	1,706-68.2
1966	20-5	739-1,708	.433	450-650	.692	1,061-42.4	1,928-77.2
1967	16-9	784-1,749	.448	424-583	.727	1,032-41.3	1,992-78.9
1968	15-10	725-1,612	.450	504-659	.765 (3)	835-33.4	1,954-78.2
1969	12-14	690-1,587	.435	527-739	.713	908-34.9	1,908-73.4
1970	16-9	696-1,527	.455	421-620	.679	899-36.0	1,813-72.5
1971	18-8	753-1,490	.505 (6)	402-574	.700	890-34.2	1,908-73.4
1972	14-12	734-1,509	.486	367-579	.634	1,022-39.3	1,835-70.6
1973	9-17	704-1,647	.427	244-380	.642	972-37.4	1,652-63.5
1974	14-12	725-1,730	.419	291-443	.657	1,121-43.1	1,741-67.0
1975	14-12	741-1,679	.441	317-485	.654	1,032-39.7	1,799-69.2
1976	19-8	715-1,637	.465	385-532	.724	890-33.0	1,815-67.2
1977	15-14	732-1,638	.447	350-541	.647	1,010-34.8	1,814-62.6
1978	22-8	829-1,696	.489	374-551	.679	963-32.1	2,032-67.7
1979	14-13	720-1,555	.463	289-438	.660	882-32.7	1,729-64.0
1980	18-13	812-1,600	.508	507-677	.749 (15)	809-26.1	2,131-68.7
1981	15-12	666-1,360	.490	380-507	.750 (11)	737-27.3	1,712-63.4
1982	16-12	679-1,441	.471	409-552	.741 (11)	777-27.8	1,767-63.1
1983	22-10	855-1,667	.513	478-696	.687	979-30.6	2,188-68.4
1984	18-12	786-1,529	.514	376-534	.704	846-28.2	1,948-64.9
1985	16-14	873-1,706	.512	409-568	.720	913-30.4	2,155-71.8
1986	19-11	835-1,635	.511	455-612	.743	902-30.1	2,125-70.8

Season	W-L	FG-FGA	Pct.	3FG-Att.	Pct.	FT-FTA	Pct.	Reb.-Avg.	Pts.-Avg.
1987	21-12	904-1,933	.468	120-325	.369	544-778	.699	1,119-33.9	2,472-74.9
1988	13-18	832-1,737	.479	88-246	.358	456-636	.718	1,016-32.8	2,208-71.2
1989	17-16	936-1,991	.470	122-335	.364	541-808	.670	1,292-39.2	2,535-76.8
1990	10-18	829-1,759	.471	106-302	.351	495-717	.690	1,069-38.2	2,259-80.7
1991	26-8	1,081-2,185	.495	125-358	.349	690-981	.703	1,454-42.8	2,977-87.6
1992	19-10	842-1,826	.461	183-489	.374	467-739	.632	1,305-45.0	2,334-80.5
1993	20-11	908-1,975	.460	158-468	.338	523-765	.684	1,283-41.4	2,497-80.5
1994	20-10	956-1,978	.483	194-564	.344	514-690	.745 (9)	1,201-40.0	2,620-87.3(11)
1995	18-14	907-1,947	.466	173-504	.343	523-766	.683	1,209-37.8	2,510-78.4
1996	21-14	1,007-2,089	.482	176-494	.356	618-897	.689	1,353-38.7	2,808-80.2
1997	18-15	895-1,927	.464	113-349	.324	504-752	.670	1,295-39.2	2,407-72.9
1998	20-12	867-1,938	.447	150-436	.344	406-649	.626	1,263-39.5	2,290-71.6
1999	20-13	799-1,764	.453	113-365	.310	466-716	.651	1,169-35.4	2,177-66.0
2000	11-19	737-1,729	.426	144-434	.332	432-700	.617	1,217-40.6	2,050-68.3
2001	14-16	755-1,591	.487 (11)	184-480	.383	400-670	.597	1,075-35.8	2,134-71.1
2002	13-15	656-1,668	.393	267-729#	.366	375-555	.676	998-35.6	1,954-69.8

*Rebounding statistics unavailable prior to 1952 and for five games in 1952. #Third nationally in three-pointers made per game.

Note: National rank, if any, indicated in ().

Year-by-Year Opponent Statistics

Season	Games	FG-FGA	Pct.	FT-FTA	Pct.	Reb.-Avg.	Pts.-Avg.
1948	24	503-*	*	350-588	.627	*	1,356-56.5
1949	26	487-*	*	348-600	.580	*	1,322-50.8
1950	23	437-*	*	359-586	.613	*	1,233-53.6
1951	23	531-1,462	.363	283-445	.636	*	1,345-58.5
1952	24	*	*	*	*	*	1,580-65.8
1953	20	487-1,409	.346	458-707	.648	790-39.5	1,432-71.6
1954	21	546-1,407	.388	461-721	.639	707-33.7	1,553-74.0
1955	21	497-1,451	.343	514-748	.687	940-44.8	1,508-71.8
1956	23	574-1,626	.353	491-712	.690	1,019-44.3	1,639-71.3
1957	23	513-1,475	.348	493-754	.654	1,010-43.9	1,519-66.0
1958	23	567-1,526	.372	344-539	.638	985-42.8	1,478-64.3
1959	25	565-1,538	.367	374-559	.669	1,135-45.4	1,504-60.2
1960	24	545-1,476	.369	426-655	.650	1,191-49.6	1,516-63.2
1961	24	595-1,621	.367	381-571	.667	1,161-48.4	1,571-65.5
1962	25	656-1,584	.414	364-518	.703	1,052-42.1	1,676-67.0
1963	25	622-1,457	.427	441-639	.690	1,062-42.5	1,685-67.4
1964	25	661-1,633	.405	478-698	.685	1,097-43.9	1,800-72.0
1965	25	676-1,631	.414	486-714	.681	946-37.8	1,838-73.5
1966	25	718-1,666	.431	367-575	.638	987-39.5	1,803-72.1
1967	25	730-1,635	.446	480-691	.695	992-39.7	1,940-77.6
1968	25	750-1,526	.491	370-550	.673	799-32.0	1,870-74.8
1969	26	736-1,639	.449	451-656	.688	886-34.1	1,923-74.0
1970	25	674-1,457	.462	456-675	.676	839-33.6	1,804-72.1
1971	26	689-1,483	.465	384-600	.640	906-34.8	1,762-67.7 (15)
1972	26	654-1,519	.431	451-657	.686	973-37.4	1,759-67.7
1973	26	767-1,706	.450	275-423	.650	1,194-45.9	1,809-69.2
1974	26	716-1,729	.414	301-448	.672	1,084-41.7	1,733-66.7
1975	26	716-1,598	.448	365-525	.695	1,121-43.1	1,797-69.1
1976	27	674-1,447	.468	347-518	.670	907-33.6	1,695-62.8 (8)
1977	29	694-1,572	.441	383-547	.700	1,049-36.2	1,771-61.1 (6)
1978	30	735-1,546	.475	418-608	.688	967-32.2	1,888-62.9 (8)
1979	27	646-1,333	.485	391-552	.708	931-34.5	1,683-62.3 (9)
1980	31	856-1,644	.521	389-519	.750	952-30.7	2,101-67.8
1981	27	631-1,265	.499	350-473	.739	753-29.0	1,612-62.0 (14)
1982	28	607-1,351	.449	335-474	.707	883-31.5	1,549-55.3 (10)
1983	32	766-1,606	.477	418-609	.686	963-30.1	1,950-60.9
1984	30	723-1,452	.498	403-565	.713	821-27.4	1,849-61.6
1985	30	834-1,652	.505	401-574	.699	935-31.2	2,069-69.0
1986	30	822-1,669	.493	356-537	.663	923-30.8	2,000-66.7

Season	Games	FG-FGA	Pct.	3FG-Att.	Pct.	FT-FTA	Pct.	Reb.-Avg.	Pts.-Avg.
1987	33	887-1,888	.470	143-338	.423	537-773	.695	1,201-36.4	2,454-74.4
1988	31	803-1,684	.477	120-317	.379	602-844	.713	1,018-32.8	2,328-75.1
1989	33	916-2,011	.455	160-420	.381	586-880	.666	1,204-36.5	2,578-78.1
1990	28	863-1,817	.475	168-417	.403	516-715	.722	1,065-38.0	2,410-86.1
1991	34	950-2,173	.437	209-605	.345	563-891	.632	1,230-36.2	2,672-78.6
1992	29	846-2,016	.429	178-544	.327	345-563	.613	1,118-38.6	2,215-76.4
1993	31	827-1,923	.430	154-508	.303	538-833	.646	1,175-37.9	2,346-75.7
1994	30	850-1,951	.436	196-599	.327	523-791	.661	1,165-38.8	2,419-80.6
1995	32	831-1,997	.416	230-652	.353	475-707	.672	1,272-39.8	2,367-74.0
1996	35	900-2,174	.414	212-613	.346	631-956	.660	1,319-37.7	2,643-75.5
1997	33	791-1,928	.410	185-519	.356	589-864	.682	1,162-35.2	2,356-71.4
1998	32	774-1,935	.400	202-635	.318	442-671	.659	1,222-38.2	2,192-68.5
1999	33	752-1,809	.416	207-609	.340	410-639	.642	1,139-34.5	2,121-64.3
2000	30	797-1,888	.422	228-661	.345	398-609	.654	1,113-37.1	2,220-74.0
2001	30	742-1,720	.431	184-543	.339	418-594	.704	980-32.7	2,086-69.5
2002	28	706-1,631	.433	213-610	.349	355-510	.696	1,135-40.5	1,980-70.7

Note: NU's national defensive rank, if any, indicated in ().

Bob Devaney Sports Center Records

Named after longtime NU athletic director and football coach, the Bob Devaney Sports Center is home to the Husker men's and women's basketball, gymnastics, women's swimming and diving, track and field and wrestling teams.

The Bob Devaney Sports Center received extensive renovations in 2000, featuring two HuskerVision replay screens, hustle stat boards and digital message boards. The new sound system, lighting system and ring of honor add to the atmosphere in the arena, as do the addition of chairback seating on the arena floor.

Also in 2000, fans at the Devaney Center saw the addition of a Husker Hall of Fame and a Husker Walk of Fame. The displays in the concourse areas highlight more than 100 years of Nebraska athletics and 25 years of women's athletics at the university.

With a capacity of 13,500, the Devaney Center has hosted numerous NCAA postseason events since opening its doors in 1976. The Husker men's basketball team has enjoyed playing on the Devaney Center court, as NU has an all-time record of 308-94 at home. NU has posted less than eight home victories just once (1976-77) in the 26-year history of the Devaney Center.

The Husker men's basketball team has seen recent renovations to the team's locker room and ready room, as well as in the coaches' offices. Current renovations in the locker room include an expanded area for dressing and team meetings, as well as a new entryway and audio/visual center for watching game film.

The Devaney Center boasts a top-notch weight room in the facility, making strength training a useful tool before or after practice. The weight room is part of three weight rooms available to NU student-athletes, as the Husker Power program is the model of excellence in strength training for schools around the nation. Ross Buckendahl, a three-year letterwinner for the Husker basketball team in 1999, 2000 and 2002, was named the 2002 Husker Power Athlete of the Year for his work in the Devaney Center weight room.

Devaney Center Quick Facts

Games:

402 in 26 seasons

Record:

308-94 (.766)

Overtime Record:

14-3 (.824)

Most Consecutive Winning Seasons:

26, 1976-77-present

Most Games, Season:

18, 1982-83 and 1988-89

Most Wins, Season:

17, 1982-83

Most Losses, Season:

6, six times

Most Consecutive Wins:

16, last four games of 1982 first 12 of 1983, ended by Missouri, 54-51, Feb. 26, 1983

Most Consecutive Losses:

4, ended against Kansas State, March 3, 1996

Most Consecutive Conference Wins:

8, last three games of 1982, first five games of 1983, ended by Missouri, 54-51, Feb. 26, 1983 (excludes tournament games)

Most Consecutive Conference Losses:

5, last two games of 1988, first three of 1989, ended vs. Kansas, 74-70, Feb. 4, 1989

14,000-plus Crowds

15,038	Oklahoma State, 1980-81*
15,003	Oklahoma, 1980-81*
14,999	Colorado, 1978-79*
14,912	Kansas State, 1977-78*
14,878	Kansas, 1984-85*
14,865	Kansas State, 1988-89*
14,759	Kansas, 1996-97*
14,753	Missouri, 1977-78*
14,753	TCU, 1982-83* (NIT)
14,747	Iowa State, 1977-78*
14,712	Iona, 1982-83* (NIT)
14,679	Kansas, 1992-93*
14,688	Oklahoma, 1984-85*
14,682	Missouri, 1982-83*
14,620	Kansas, 1995-96*
14,615	Kansas, 1990-91*
14,605	Oklahoma State, 1993-94*
14,586	Iowa State, 1982-83*
14,584	Missouri, 1990-91*
14,568	Oklahoma, 1990-91*
14,562	Colorado, 1979-80*
14,561	Michigan State, 1990-91*
14,558	Oklahoma, 1992-93*
14,558	NCAA Second Round, 1980*
14,557	Kansas State, 1990-91*
14,555	Iowa State, 1987-88*
14,554	Iowa State, 1978-79*
14,552	Kansas, 1994-95*
14,549	Missouri, 1991-92*
14,548	Arkansas, 1981-82*
14,538	Kansas, 1991-92*
14,534	Iowa State, 1991-92*
14,529	Arkansas, 1986-87* (NIT)
14,520	Iowa State, 1992-93*
14,509	Kansas State, 1991-92*
14,503	Oklahoma State, 1991-92*
14,487	Oklahoma, 1993-94*
14,484	Colorado, 1991-92*
14,484	Kansas, 1997-98*
14,481	Kansas State, 1992-93*
14,469	Colorado, 1990-91*
14,460	Washington, 1986-87* (NIT)
14,458	Missouri, 1981-82*
14,453	NCAA, Second Round, 1988*
14,446	Missouri, 1993-94*
14,438	Iowa State, 1979-80*
14,438	Colorado, 1982-83*

14,425	NCAA First Round, 1988 (Gm. 3-4)*
14,404	Missouri, 1992-93*
14,389	Iowa State, 1993-94*
14,378	Missouri, 1983-84
14,375	NCAA First Round, 1988 (Gm. 1-2)*
14,370	Kansas, 1993-94*
14,364	Missouri, 1994-95*
14,358	Missouri-Kansas City, 1993-94*
14,352	Oklahoma State, 1992-93*
14,340	Kansas, 1994-95*
14,340	Colorado, 1993-94*
14,346	Kansas State, 1993-94*
14,298	Eastern Illinois, 1992-93
14,273	Missouri, 1976-77
14,273	Kansas, 1985-86
14,262	Creighton, 1977-78
14,259	Creighton, 1986-87
14,255	Oklahoma State, 1990-91
14,239	Wisconsin-Green Bay, 1991-92
14,234	Oklahoma State, 1984-85
14,222	Oklahoma, 1987-88
14,168	Kansas, 1977-78
14,135	Iowa State, 1988-89
14,094	Kansas, 1986-87
14,065	Missouri, 1984-85
14,055	Kansas, 2001-02#
14,053	Oklahoma, 1988-89
14,015	Kansas, 1987-88
14,013	Creighton, 1990-91
14,012	Northern Iowa, 1993-94
14,011	Creighton, 1992-93
14,009	Oklahoma State, 1982-83

*Indicates capacity crowd

#Seating capacity for the Devaney Center changed to 13,500 (from 14,200) before the start of the 1999-2000 campaign.

Season Opener Record

14,561, vs. Michigan State, Nov. 28, 1990

Opening-Night Attendance

10,516, vs. Iowa, Nov. 27, 1976

Last Home Sellout

14,055 vs. Kansas, Feb. 24, 2002



The 13,500-seat arena at the Bob Devaney Sports Center is a state-of-the-art facility, and is home to the men's and women's basketball teams as well as the men's and women's gymnastics, women's swimming and diving, track and field and wrestling teams.

Devaney Center Series Records/Season Records

Opponent	W-L	(Pct.)
Alabama-Birmingham	1-0	(1.000)
Alaska-Fairbanks	1-0	(1.000)
Angelo State	1-0	(1.000)
Appalachian State	2-0	(1.000)
Arizona State	1-0	(1.000)
Arkansas	2-1	(.667)
Arkansas State	1-0	(1.000)
Arkansas Tech	1-0	(1.000)
Augustana (S.D.)	1-0	(1.000)
Ball State	1-0	(1.000)
Baylor	4-0	(1.000)
Bowling Green	2-0	(1.000)
Brooklyn	2-0	(1.000)
California-Davis	1-0	(1.000)
California-Irvine	0-1	(.000)
Cal State Bakersfield	1-0	(1.000)
Cal State Sacramento	3-0	(1.000)
Canisius	1-0	(1.000)
Citadel	2-0	(1.000)
Chicago State	1-0	(1.000)
Colgate	2-0	(1.000)
Colorado	22-5	(.815)
Colorado State	3-0	(1.000)
Columbia	1-0	(1.000)
Coppin State	1-0	(1.000)
Creighton	12-1	(.923)
Delaware State	2-0	(1.000)
Denver	1-0	(1.000)
Detroit	1-0	(1.000)
Drake	1-0	(1.000)
Eastern Illinois	4-0	(1.000)
Eastern Washington	3-0	(1.000)
Evansville	1-0	(1.000)
Florida A&M	1-0	(1.000)
Furman	1-0	(1.000)
Georgia	1-1	(.500)
Georgia Southern	1-0	(1.000)
Grambling State	2-1	(.667)
Harvard	1-0	(1.000)
Idaho	1-2	(.333)
Idaho State	1-0	(1.000)
Iona	1-0	(1.000)
Iowa	0-1	(.000)
Iowa State	17-10	(.630)
Kansas	15-11	(.577)
Kansas State	19-8	(.704)
Kent	1-0	(1.000)
Lehigh	1-0	(1.000)
Long Beach State	1-0	(1.000)
Mankato State	1-0	(1.000)
Marquette	1-0	(1.000)
Maryland-Baltimore County	1-0	(1.000)
Mesa	1-0	(1.000)
Miami (Ohio)	1-0	(1.000)
Michigan State	2-1	(.667)
Minnesota*	2-3	(.400)
Mississippi	1-0	(1.000)
Missouri	13-13	(.500)
Missouri-Kansas City	5-1	(.833)
Missouri-St. Louis	1-0	(1.000)
Missouri Southern	1-0	(1.000)
Missouri Western	1-0	(1.000)
Monmouth	1-0	(1.000)
Montana	1-0	(1.000)
Montana State	1-0	(1.000)
Morehead State	1-0	(1.000)
Murray State	0-1	(.000)
Nebraska-Omaha	1-0	(1.000)
Nevada-Reno	1-0	(1.000)
New Orleans	1-0	(1.000)
North Carolina A&T	2-0	(1.000)
North Texas	1-0	(1.000)
Northeast Missouri State	2-0	(1.000)
Northeastern Illinois	2-0	(1.000)
Northern Illinois	2-0	(1.000)
Northern Iowa	2-1	(.667)
Northwest Missouri State	4-0	(1.000)
Ohio	1-0	(1.000)
Ohio State	0-1	(.000)
Oklahoma	11-12	(.478)
Oklahoma State	18-7	(.720)
Oral Roberts	2-0	(1.000)
Oregon	1-0	(1.000)
Oregon State	1-0	(1.000)
Pacific	1-0	(1.000)
Penn State	1-1	(.500)
Pepperdine	1-0	(1.000)
Pittsburgh	1-0	(1.000)
Portland	1-0	(1.000)
Portland State	1-0	(1.000)
Purdue	0-1	(.000)
Sam Houston State	3-1	(.750)
San Francisco	1-0	(1.000)
San Jose State	1-0	(1.000)
Sonoma State	1-0	(1.000)
South Dakota	2-0	(1.000)
South Dakota State	2-0	(1.000)
Southern California	1-0	(1.000)
Southern Colorado	1-0	(1.000)
Southern Illinois	1-0	(1.000)
Southern Utah	2-0	(1.000)
Southwest Missouri State	1-0	(1.000)
Southwest Texas State	1-0	(1.000)
Tennessee Tech	1-0	(1.000)
Texas	3-2	(.600)
Texas A&M	5-0	(1.000)
Texas-Arlington	1-0	(1.000)
Texas-San Antonio	4-0	(1.000)
Texas Christian	1-0	(1.000)
Texas Tech	4-1	(.800)
Toledo	1-0	(1.000)
Tulane	1-0	(1.000)
Tulsa	0-1	(.000)
UNC Greensboro	2-0	(1.000)
UNC Wilmington	1-0	(1.000)
UNLV	1-0	(1.000)
Utah State	1-0	(1.000)
Wagner	1-0	(1.000)
Washington	2-0	(1.000)
Washington State	1-1	(.500)
Weber State	1-0	(1.000)
Western Carolina	0-1	(.000)
Western Illinois	3-0	(1.000)
Wichita State	1-0	(1.000)
Winthrop	2-0	(1.000)
Wisconsin	2-0	(1.000)
Wisconsin-Green Bay	1-0	(1.000)
Wisconsin-Oshkosh	1-0	(1.000)
Wisconsin-Stevens Point	2-0	(1.000)
Wisconsin-Stout	1-0	(1.000)
Wyoming	4-1	(.800)
Wofford	1-0	(1.000)
Non-Conference Totals	186-28	(.869)
Conference**	122-66	(.649)
All-Time Record	308-94	(.766)

At BDSC Season	Overall		Conference		Losses
	W-L	Pct.	W-L	Pct.	
1976-77	7-4	.636	5-2	.714	Iowa, Minnesota, Kansas State, Oklahoma
1977-78	15-2	.882	5-2	.714	Iowa State, Oklahoma
1978-79	9-2	.818	6-1	.857	Purdue, Iowa State
1979-80	14-2	.875	5-2	.714	Missouri, Colorado
1980-81	11-4	.733	6-1	.857	Wyoming, Idaho, Colorado (twice)
1981-82	11-3	.786	5-2	.714	Arkansas, Missouri, Kansas State
1982-83	17-1	.944	6-1	.857	Missouri
1983-84	11-6	.647	3-4	.429	Texas Tech, Missouri, Oklahoma, Kansas, Iowa State, Kansas State (B8T)
1984-85	12-3	.800	5-2	.714	Washington State, Kansas, Oklahoma
1985-86	10-5	.667	4-3	.571	Cal-Irvine, Georgia, Kansas, Missouri, Kansas State
1986-87	15-2	.882	5-2	.714	Missouri, Oklahoma
1987-88	8-6	.571	3-4	.429	Ohio State, Grambling State, Oklahoma State, Oklahoma, Iowa State, Kansas State
1988-89	14-4	.778	4-3	.571	Michigan State, Oklahoma, Kansas State, Missouri
1989-90	9-6	.600	2-5	.286	Idaho, Kansas, Missouri, Iowa State, Oklahoma State, Oklahoma
1990-91	14-1	.933	6-1	.857	Oklahoma State
1991-92	14-2	.875	5-2	.714	Missouri, Oklahoma
1992-93	14-2	.875	5-2	.714	Kansas State, Oklahoma State
1993-94	13-3	.813	5-2	.714	Texas, Missouri, Oklahoma
1994-95	11-6	.647	2-5	.286	Missouri, Oklahoma State, Kansas, Colorado, Iowa State, Penn State (NIT)
1995-96	11-5	.688	3-4	.429	Northern Iowa, Kansas, Iowa State, Oklahoma State, Oklahoma
1996-97	13-3	.813	6-2	.750	Minnesota, Iowa State, Kansas
1997-98	13-2	.867	6-2	.750	Kansas, Kansas State
1998-99	12-4	.750	6-2	.750	Tulsa, Minnesota, Texas, Oklahoma State
1999-2000	10-6	.625	4-4	.500	Western Carolina, San Francisco, Iowa State, Missouri, Oklahoma, Kansas
2000-01	8-6	.571	5-3	.625	Missouri-Kansas City, Murray State, Creighton, Iowa State, Colorado, Kansas
2001-02	12-4	.750	5-3	.625	Sam Houston State, Oklahoma, Missouri, Kansas
26-Years	308-94	.766	*122-66	.649	

Conference record does not include 4-2 record in Big Eight Conference Tournament games played at Devaney Center.

*Minnesota later forfeited one game to NU
 **Includes Big Eight Tournament games

Bob Devaney Sports Center Records

Nebraska Individual

Points:

40, Rich King vs. Northern Illinois, Feb. 18, 1991

Field Goals:

15, Andre Smith vs. Wisconsin-Oshkosh, Jan. 4, 1980 (18 att.)

Field Goal Attempts:

27, Tyrone Lue vs. Missouri, Feb. 18, 1998 (10 made)

Field Goals, No Misses:

9, Dave Hoppen vs. Southern Illinois, Nov. 26, 1985

9, Venson Hamilton vs. Iowa State, Feb. 3, 1996

Three-Point Goals:

8, Cary Cochran vs. Baylor, Feb. 27, 2002 (13 att.)

Three-Point Goals Attempted:

13, Cary Cochran vs. Baylor, Feb. 27, 2002 (8 made)

Three-Point Percentage:

.833, Ray Richardson vs. Sam Houston State, Jan. 6, 1990 (5-6)

.833, Erick Strickland vs. Missouri, Jan. 30, 1993 (5-6, OT)

Free Throws:

16, Eric Johnson vs. Creighton, Nov. 26, 1988 (18 att.)

16, Rich King vs. Northern Illinois, Feb. 18, 1991 (19 att.)

Free Throw Attempts:

19, Rich King vs. Northern Illinois, Feb. 18, 1991 (16 made)

Free Throws, No Misses:

15, Jack Moore vs. Oklahoma State, Feb. 10, 1982

Rebounds:

21, Kimani Ffriend vs. Oral Roberts, Dec. 22, 1999

Assists:

14, Brian Carr vs. California-Irvine, Dec. 2, 1985

Blocked Shots:

9, Mikki Moore vs. Coppin State, Dec. 6, 1996

Steals:

8, Greg Downing, vs. Missouri-Kansas City, Dec. 8, 1982

8, Cookie Belcher vs. Oklahoma State, Feb. 7, 2001

Minutes:

60, Jack Moore and Andre Smith vs. Ala.-Birmingham, Dec. 22, 1979 (40T)

Opponent Individual

Points:

43, Harold Miner for USC, Nov. 25, 1991

Field Goals:

16, Ron Kellogg for Kansas, Feb. 2, 1985 (19 att.)

Field Goal Attempts:

34, Harold Miner for USC, Nov. 25, 1991 (15 made)

Field Goals, No Misses:

7, Gary Taylor for Southern Colorado, Nov. 29, 1984

Three-Point Goals:

8, Brad Soucie for Eastern Michigan vs. Pittsburgh, March 18, 1988 (NCAA, 14 att.)

8, Randy Rutherford for Oklahoma State, Feb. 1, 1995 (14 att.)

8, Jerald Brown for Texas A&M, Jan. 11, 1997 (10 att.)

8, Devin Brown for UT-San Antonio, Nov. 28, 2001 (14 att.)

Three-Point Goals Attempted:

15, Nathan Binam for Oral Roberts, Dec. 22, 1999 (5 made)

Three-Point Percentage:

.833, Matt Roggenburk for Creighton, Nov. 26, 1988 (5-6)

Free Throws:

16, Tyray Pearson for Iowa State, Jan. 26, 2002 (20 att.)

Free Throw Attempts:

20, Tyray Pearson for Iowa State, Jan. 26, 2002 (16 made)

Free Throws, No Misses:

12, Jeff Hornacek for Iowa State, Feb. 18, 1984

Rebounds:

20, Jerome Lane for Pittsburgh vs. Vanderbilt, March 20, 1988 (NCAA)

Assists:

14, Jeff Bowling for Air Force vs. Pepperdine, Dec. 1, 1989

Blocked Shots:

6, Wendell Williams for North Texas vs. Army, Dec. 3, 1988

Steals:

8; Jose Winston for Colorado, Jan. 23, 1999

Minutes Played:

58, Keith McCord for Alabama-Birmingham, Dec. 22, 1979 (40T)

Nebraska Team

Points in a Game:

117, vs. Harvard, Dec. 1, 1989

Fewest Points in a Game:

39, vs. Kansas State, March 7, 1984

Points in a Half:

66, vs. Oklahoma, Feb. 16, 1991 (2nd)

Fewest Points in a Half:

15, vs. Kansas State, March 7, 1984 (2nd)

Margin of Victory:

52, vs. Southwest Missouri State, Jan. 15, 1983

Field Goals:

48, vs. Montana State, Dec. 23, 1977 (87 att.)

48, vs. Eastern Washington, Jan. 14, 1984 (80 att.)

Field Goal Attempts:

88, vs. Tennessee Tech, Dec. 14, 1990 (45 made)

Field Goal Percentage:

.750, vs. Nebraska-Omaha, Jan. 25, 1988 (42-56)

Lowest Field Goal Percentage:

.246, vs. Oklahoma, Jan. 16, 2002 (16-65)

Three-Point Goals:

18, vs. Kansas, Feb. 24, 2002 (37 att.)

Three-Point Goals Attempted:

37, vs. Kansas, Feb. 24, 2002 (18 made)

Three-Point Percentage:

.667, vs. Chicago State, Jan. 16, 1990 (8-12)

.667, vs. Western Illinois, Nov. 19, 1997 (10-15)

.667 vs. Pacific, Jan. 4, 2000 (10-15)

Free Throws:

43, vs. Texas, Jan. 3, 1996 (59 att.)

Fewest Free Throws:

1, vs. Kansas State, Jan. 21, 1989 (6 att.)

Free Throw Attempts:

59, vs. Texas, Jan. 3, 1996 (43 made)

Fewest Free Throws Attempted:

3, vs. Missouri, Jan. 16, 1982 (2 made)

Free Throw Percentage:

.939, vs. Oklahoma State, Feb. 10, 1982 (31-33)

Rebounds:

72, vs. Oklahoma, Jan. 27, 1992

Fewest Rebounds:

14, vs. Missouri, Feb. 26, 1983

Personal Fouls:

34, vs. Kansas, Jan. 8, 1990

Fewest Personal Fouls:

9, vs. Chicago State, Jan. 16, 1990

9, vs. North Carolina A&T, Nov. 28, 1998

9, vs. Baylor, Jan. 22, 2000

Disqualifications:

3, several times

Assists:

36, vs. Montana State, Dec. 23, 1977

Turnovers:

30, vs. Texas, Jan. 3, 1996

Fewest Turnovers:

4, vs. Kansas State, Feb. 3, 1982

4, vs. Oklahoma, Feb. 2, 1983

Blocked Shots:

15, vs. Coppin State, Dec. 6, 1996

Steals:

22, vs. Florida A&M, Dec. 20, 1993

Bob Devaney Sports Center Records

Opponent Team

Points in a Game:

111, by Missouri, Jan. 13, 1990

Fewest Points in a Game:

41, by Kansas State, March 7, 1984

41, by Delaware State, Dec. 20, 1995

Points in a Half:

62, by Missouri, Jan. 13, 1990 (2nd) by Oklahoma State, Feb. 14, 1990 (2nd)

Fewest Points in a Half:

12, by Arkansas, March 17, 1987 (NIT)

Margin of Victory:

27, by Oklahoma, Jan. 16, 2002 (78-51)

Field Goals:

43, by Pittsburgh vs. Eastern Michigan, March 18, 1988 (NCAA, 69 att.)

Field Goal Attempts:

85, by Tennessee Tech, Dec. 14, 1990

Field Goal Percentage:

.771, by Kansas State, Feb. 3, 1982 (27-35)

Lowest Field Goal Percentage:

.230, by Delaware State, Dec. 20, 1995

Three-Point Goals:

15, by Northern Iowa, Dec. 16, 1995

Three-Point Goals Attempted:

37, by Baylor, Feb. 14, 1998 (9 made)

Three-Point Percentage:

.750, by Creighton, Nov. 26, 1988 (9-12)

Free Throws:

44, by Oklahoma State, Feb. 14, 1990 (52 att.)

Fewest Free Throws:

1, by Illinois State vs. Alabama, March 16, 1984 (NCAA, 2 att.)

1, by Kansas vs. Wake Forest, March 18, 1984 (NCAA, 2 att.)

1, by Baylor, Jan. 22, 2000

Free Throw Attempts:

52, by Oklahoma State, Feb. 14, 1990 (44 made)

Fewest Free Throw Attempts:

2, three times, most recently by Kansas vs. Wake Forest, March 18, 1984 (NCAA, 1 made)

Free Throw Percentage:

1.000, by Kansas, Jan. 26, 1977 (11-11)

1.000, by Colorado, Feb. 16, 1980 (14-14)

1.000, by Colorado, Jan. 21, 1981 (12-12)

Rebounds:

54, by Bowling Green vs. Alabama State, Dec. 14, 1990

54, by Florida A&M, Dec. 20, 1994

Fewest Rebounds:

15, by Wisconsin-Stevens Point, Jan. 9, 1985

Personal Fouls:

38, by Texas, Jan. 3, 1996

Fewest Fouls:

7, by Wake Forest vs. Kansas, March 18, 1984 (NCAA)

Disqualifications:

5, by Pepperdine, Dec. 2, 1989

Assists:

29, by Pittsburgh vs. Eastern Michigan, March 18, 1988 (NCAA)

Turnovers:

35, by Denver, Nov. 26, 1982

Fewest Turnovers:

6, by Vanderbilt vs. Pittsburgh, March 20, 1988 (NCAA)

Blocked Shots:

13, by Kansas State, Jan. 15, 1997

Steals:

17, by Eastern Washington, Dec. 3, 1979

Devaney Center Overtime Games (NU14-3)

Jan. 27, 1979	Nebraska 66, Kansas 64
Dec. 22, 1979	Nebraska 92, Alabama-Birmingham 84 (4OT)
Jan. 23, 1980	Nebraska 74, Oklahoma State 73
March 8, 1980	Louisville 71, Kansas State 69 (NCAA)
March 8, 1980	Missouri 87, Notre Dame 84 (NCAA)
Nov. 28, 1980	Wyoming 62, Nebraska 59
Feb. 8, 1984	Nebraska 54, Oklahoma State 52
Jan. 3, 1987	Nebraska 70, Creighton 55
Feb. 28, 1987	Nebraska 83, Kansas 81
Jan. 6, 1988	Grambling State 71, Nebraska 68
March 20, 1988	Vanderbilt 80, Pittsburgh 74 (NCAA)
Dec. 3, 1988	North Texas 82, Army 79 (Ameritas Classic)
Feb. 19, 1992	Nebraska 81, Kansas 79
Jan. 30, 1993	Nebraska 88, Missouri 87
Dec. 10, 1994	Nebraska 96, Michigan State 91
Feb. 25, 1996	Oklahoma 80, Nebraska 76
Jan. 15, 1997	Nebraska 87, Kansas State 77
Feb. 18, 1998	Nebraska 67, Missouri 66
Nov. 23, 1999	Nebraska 81, Eastern Illinois 78 (2OT)
Feb. 7, 2001	Nebraska 78, Oklahoma State 75
Jan. 26, 2002	Nebraska 86, Iowa State 84

All-Time Largest Crowds to See Nebraska

- 25,348 Xavier, at Minneapolis, Minn., March 14, 1991 (NCAA)
- 17,876 Iowa State, at Kansas City, Mo., March 8, 1996 (B8T)
- 17,496 Missouri, at Kansas City, Mo., March 12, 1994 (B8T)
- 17,200 Missouri, at Kansas City, Mo., March 5, 1982 (B8T)
- 17,153 Oklahoma, at Kansas City, Mo., March 8, 1991 (B8T)
- 17,104 Kansas State, at Kansas City, Mo., Feb. 29, 1980 (B8T)
- 17,100 Kansas, at Kansas City, Mo., March 7, 1998 (B12T)
- 17,100 Kansas, at Kansas City, Mo., March 5, 1999 (B12T)
- 17,082 Missouri, at Kansas City, Mo., March 11, 1983 (B8T)
- 16,985 Iowa State, at Kansas City, Mo., March 8, 1986 (B8T)

Devaney Center Attendance

Year	G	Total		G	Conference	
		Att.	Avg.		Att.	Avg.
1976-77	11	106,868	9,715	7	74,243	10,606
1977-78	17	172,892	10,170	7	90,514	12,931
1978-79	11	131,769	11,979	7	87,502	12,500
1979-80	16	145,626	9,102	7	79,015	11,288
1980-81	15	136,483	9,099	7	82,009	11,716
1981-82	14	143,819	10,273	7	79,329	11,333
1982-83	18	195,333	10,852	7	86,511	12,359
1983-84	17	173,721	10,219	7	82,233	11,746
1984-85	15	176,045	11,736	7	95,221	13,603
1985-86	15	146,117	9,741	7	78,208	11,173
1986-87	17	197,395	11,611	7	81,680	11,669
1987-88	14	159,100	11,364	7	90,875	12,982
1988-89	18	193,545	10,753	7	87,283	12,469
1989-90	15	150,190	10,013	7	81,894	11,699
1990-91	15	199,605	13,307	7	100,740	14,391
1991-92	16	207,950	12,997	7	100,079	14,297
1992-93	16	*213,715	*13,357	7	100,620	14,374
1993-94	16	212,447	13,278	7	*100,973	*14,475
1994-95	17	202,688	11,923	7	95,768	13,681
1995-96	16	168,225	10,514	7	87,065	12,438
1996-97	16	174,119	10,882	8	99,167	12,396
1997-98	15	141,472	9,431	8	87,060	10,883
1998-99	16	146,653	9,166	8	77,477	9,685
1999-2000	16	117,466	7,342	8	70,321	8,790
2000-01	14	122,602	8,757	8	77,057	9,632
<u>2001-02</u>	<u>16</u>	<u>130,053</u>	<u>8,128</u>	<u>8</u>	<u>78,637</u>	<u>9,830</u>
Totals	402	4,265,898	10,611	188	2,181,444	11,603

+Does not include tournament games; *Single-season record

Largest Crowd to See Nebraska in the Devaney Center
15,038, vs. Oklahoma State, 1980-81

Smallest Crowd to See Nebraska in the Devaney Center
3,571, vs. Montana, Dec. 23, 1980

Smallest Crowd to See a Conference Game in the Devaney Center
7,022, vs. Kansas State, Feb. 14, 2001

Big Eight/Big 12 Tournament Results

1977 (NU: 0-1)

Nebraska 58, at Kansas 61
Champion: Kansas State
(11-3 Big Eight/23-8 Overall)
Tournament Champion: Kansas State

1978 (NU: 1-1)

Nebraska 71, Oklahoma State 63
Nebraska 58, Missouri 61
Champion: Kansas (13-1/24-5)
Tournament Champion: Missouri

1979 (NU: 0-1)

Nebraska 60, at Kansas State 61 (2OT)
Champion: Oklahoma (10-4/21-10)
Tournament Champion: Oklahoma

1980 (NU: 1-1)

Nebraska 75, Oklahoma 68
Nebraska 59, Kansas State 60
Jack Moore, All-Tournament
Champion: Missouri (11-3/25-6)
Tournament Champion: Kansas State

1981 (NU: 0-1)

Nebraska 66, Colorado 70
Champion: Missouri (10-4/22-10)
Tournament Champion: Kansas

1982 (NU: 1-1)

Nebraska 60, Oklahoma State 49
Nebraska 53, Missouri 58
Champion: Missouri (12-2/27-4)
Tournament Champion: Missouri

1983 (NU: 1-1)

Nebraska 94, Iowa State 71
Nebraska 63, Missouri 69
Champion: Missouri (12-2/26-8)
Tournament Champion: Oklahoma State

1984 (NU: 0-1)

Nebraska 39, Kansas State 41
Champion: Oklahoma State (13-1/29-5)
Tournament Champion: Kansas

1985 (NU: 0-1)

Nebraska 69, at Kansas 74
Champion: Oklahoma (13-1/31-6)
Tournament Champion: Oklahoma

1986 (NU: 1-1)

Nebraska 82, Oklahoma State 75
Nebraska 58, Iowa State 75
Bernard Day, All-Tournament
Champion: Kansas (13-1/35-4)
Tournament Champion: Kansas

1987 (NU: 0-1)

Nebraska 45, Kansas State 47
Champion: Missouri (11-3/24-10)
Tournament Champion: Missouri

1988 (NU: 0-1)

Nebraska 70, Kansas State 75
Champion: Oklahoma (12-2/35-4)
Tournament Champion: Oklahoma

1989 (NU: 0-1)

Nebraska 70, Missouri 98
Champion: Oklahoma (12-2/30-6)
Tournament Champion: Missouri

1990 (NU: 0-1)

Nebraska 65, Oklahoma 78
Champion: Missouri (12-2/26-6)
Tournament Champion: Oklahoma

1991 (NU: 2-1)

Nebraska 117, Oklahoma 113 (OT)
Nebraska 87, Kansas 83
Nebraska 82, Missouri 90
Clifford Scales and Tony Farmer,
All-Tournament
Champions: Oklahoma State
(10-4/ 24-8), Kansas (10-4/27-8)
Tournament Champion: Missouri

1992 (NU: 0-1)

Nebraska 85, Oklahoma 107
Champion: Kansas (11-3/27-5)
Tournament Champion: Kansas

1993 (NU: 0-1)

Nebraska 45, Kansas State 47
Champion: Kansas (11-3/29-7)
Tournament Champion: Missouri

1994 (NU: 3-0)

Nebraska 105, Oklahoma 88
Nebraska 98, Missouri 91
Nebraska 77, Oklahoma State 66
Eric Piatkowski (MVP), Bruce Chubick,
Jaron Boone, All-Tournament
Champion: Missouri (14-0/28-4)
Tournament Champion: Nebraska

1995 (NU: 0-1)

Nebraska 48, Oklahoma State 68
Champion: Kansas (11-3/25-6)
Tournament Champion: Oklahoma State

1996 (NU: 0-1)

Nebraska 60, Iowa State 62
Champion: Kansas (12-2, 29-5)
Tournament Champion: Iowa State

1997 (NU: 0-1)

Nebraska 72, Missouri 78
Champion: Kansas (15-1, 34-2)
Tournament Champion: Kansas

1998 (NU: 1-1)

Nebraska 65, Baylor 46
Nebraska 59, Kansas 91
Champion: Kansas (15-1, 35-4)
Tournament Champion: Kansas

1999 (NU: 1-1)

Nebraska 69, Texas Tech 50
Nebraska 53, Kansas 77
Champion: Texas (19-13, 13-3)
Tournament Champion: Kansas

2000 (NU: 0-1)

Nebraska 55, Baylor 63
Champion: Iowa State (32-5, 14-2)
Tournament Champion: Iowa State

2001 (NU: 0-1)

Nebraska 68, Kansas State 72
Champion: Iowa State (25-6, 13-3)
Tournament Champion: Oklahoma

2002 (NU: 0-1)

Nebraska 60, Colorado 67
Champion: Kansas (27-2, 16-0)
Tournament Champion: Oklahoma

Nebraska By Round

First*

Home: 0-0
Away: 0-0
K.C.: 1-5
All-Time: 1-5

Quarterfinals:

Home: 4-2
Away: 0-3
K.C.: 4-9
All-Time: 8-14

Semifinals

Home: 0-0
Away: 0-0
K.C.: 2-6
All-Time: 2-6

Championship

Home: 0-0
Away: 0-0
K.C.: 1-1
All-Time: 1-1

Totals

Home: 4-2
Away: 0-3
K.C.: 8-21
All-Time: 12-26

*First round refers to opening round of Big 12 tourney; quarterfinals are opening round of Big Eight tourney, quarterfinals of Big 12.

Nebraska's All-Time Conference Tournament Record vs. Opponents

NU Opponent	League		Overall	
	Tourney	In Kemper	In Kemper	In K.C.
Baylor	1-1	1-1	1-1	1-1
Colorado	0-2	0-1	0-3	1-14
Iowa State	1-2	0-2	1-2	5-8
Kansas	1-4	1-2	1-4	4-16
Kansas State	0-7	0-5	0-7	3-17
Missouri	1-6	1-6	2-6	9-12
Oklahoma	3-2	2-2	7-2	14-5
Oklahoma State	4-1	2-1	4-1	12-6
Texas Tech	1-0	1-0	1-0	1-0
Others				4-4

Tournament Titles by School (titles/final game appearances): Kansas (7/12); Missouri (6/9); Oklahoma (6/11); Kansas State (2/6); Oklahoma State (2/5); Iowa State (2/5); Nebraska (1/2); Colorado (0/1)

Big 12 in Postseason Play

Team	NCAA			NIT			Overall		
	App.	W-L	Pct.	App.	W-L	Pct.	App.	W-L	Pct.
Kansas	31	65-31	.677	2	3-2	.600	32	68-33	.673
Oklahoma St.	19	30-18	.625	7	6-8	.429	25	36-26	.581
Oklahoma	21	27-21	.571	6	9-6	.600	26	36-27	.571
Nebraska	6	0-6	.000	12	20-11	.655	18	20-17	.541
Colorado	9	9-11	.450	6	8-5	.615	15	17-16	.515
Texas	20	20-23	.465	4	6-3	.667	22	26-26	.500
Kansas State	22	27-26	.509	5	4-6	.400	*28	31-32	.492
Iowa State	12	11-12	.478	1	0-1	.000	13	11-13	.458
Missouri	20	17-20	.459	4	1-4	.200	*23	18-24	.428
Texas A&M	6	3-7	.300	5	4-5	.444	11	7-12	.368
Texas Tech	11	5-12	.417	2	0-2	.000	12	5-14	.263
Baylor	4	3-6	.333	3	0-3	.000	7	3-9	.250

*Includes 0-1 record in Commissioner's Invitational Tournament. NCAA District playoff games are not included in NCAA Tournament records.

Nebraska Conference Tournament Records

Individual Game

Points--42; Eric Piatkowski vs. Oklahoma, 1994
Opponent--34; Jeff Webster, Oklahoma, 1994

Field Goals--14; Eric Piatkowski vs. Oklahoma, 1994 (23 att.)
Opponent--12; Jeff Webster, Oklahoma, 1994 (21 att.)

Field Goal Attempts--23; Eric Piatkowski vs. Oklahoma, 1994 (14 made); Tyronn Lue vs. Missouri, 1997 (10 made)
Opponent--21; John Douglas, Kansas, Feb. 26, 1977 (9 made); Jeff Webster, Oklahoma, 1994 (12 made); Larry Reid, Kansas State, March 3, 2001 (10 made)

Field Goals, No Misses--6; Andre Smith vs. Colorado, 1981
Opponent--8; Ed Nealy, Kansas State, 1980

Three-Point Goals--6; Cary Cochran vs. Colorado, 2002 (11 att.)
Opponent--6; Randy Rutherford, Oklahoma State, 1994 (11 att.); Blair Wilson, Colorado, 2002 (11 att.)

Three-Point Attempts--11; Cary Cochran vs. Colorado, 2002 (6 made)
Opponent--14; Mark Atkins, Missouri, 1994 (4 made)

Three-Point Percentage--1.000; Clifford Scales vs. Oklahoma, 1991 (3-3)
Opponent--.750; Askia Jones, Kansas State, 1993 (3-4)

Free Throws--13; Tony Farmer, vs. Kansas, 1991 (16 att.)
Opponent--12; Doug Smith, Missouri, 1991 (14 att.)

Free Throw Attempts--16; Tony Farmer vs. Kansas, 1991 (13 made)
Opponent--14; Doug Smith, Missouri, 1991 (12 made)

Free Throws Made, No Misses--*12; Tony Farmer vs. Oklahoma, 1991
Opponent--11; Mark Tucker, Oklahoma State, 1978

Rebounds--16; Bruce Chubick vs. Oklahoma, 1994
Opponent--14; Fred Burley, Oklahoma State, 1994; Stephane Pelle, Colorado, 2002

Assists--14; Brian Carr at Kansas, 1985
Opponent--9; Lee Coward, Missouri, 1989

Blocked Shots--5; Derrick Chandler vs. Kansas State, 1993
Opponent--*8; John Flippen, Baylor, 2000

Steals--*8; Venson Hamilton vs. Texas Tech, 1999
Opponent--6; Nick Bradford, Kansas, 1998

Minutes--*50; Andre Smith and Brian Banks at Kansas State, 1979
Opponent--*50; Glenn Marshall, Kansas State, 1979

*Indicates overall tournament record

Individual Career

Points--136; Eric Piatkowski, 1991-94 (8 games)

Field Goals--45; Eric Piatkowski, 1991-94 (110 att., 8 games)

Field Goal Attempts--110; Eric Piatkowski, 1991-94 (45 made, 8 games)

Field Goal Percentage--.667; Mike Naderer, 1978-81 (24-36, 6 games)

Three-Point Goals--13; Eric Piatkowski, 1991-94 (47 att., 8 games); Erick Strickland, 1993-96 (30 att., 6 games)

Three-Point Goal Attempts--47; Eric Piatkowski, 1991-94 (13 made, 8 games)

Three-Point Percentage--.556; Eric Johnson, 1988-89 (5-9, 2 games)

Free Throws--33; Eric Piatkowski, 1991-94 (41 att., 8 games)

Free Throw Attempts--41; Eric Piatkowski, 1991-94 (33 made, 8 games)

Free Throw Percentage--.900; Jack Moore, 1980-82 (27-30, 5 games)

Rebounds--48; Venson Hamilton, 1996-99 (6 games)

Assists--29; Brian Carr, 1984-87 (5 games)

Blocked Shots--15; Venson Hamilton, 1996-99 (6 games)

Steals--15; Venson Hamilton, 1996-99 (6 games)

Minutes Played--255; Eric Piatkowski, 1991-94 (8 games)

Minutes Per Game--*40.75; Brian Banks, 1977-79 (163 in 4 games)

*Indicates overall tournament record

Team Game

Points--117; vs. Oklahoma, 1991 (OT)
Opponent--113; Oklahoma, 1991 (OT)

Points in Half--59; vs. Oklahoma, 1991 (2nd)
Opponent--59; Missouri, 1994 (2nd)

Field Goals--38; vs. Oklahoma, 1991 (84 att.)
Opponent--39; Missouri, 1989 (68 att.); Oklahoma, 1992 (73 att.)

Field Goal Attempts--84; vs. Oklahoma, 1991 (38 made)
Opponent--82; Missouri, 1994 (32 made)

Field Goal Percentage--.646; vs. Oklahoma State, 1986 (31-48)
Opponent--.610; Missouri, 1983 (25-41)

Three-Point Goals--10; vs. Missouri, 1994 (24 att.)
Opponent--12; Baylor, 2000 (27 att.)

Three-Point Goals Attempted--*31; vs. Colorado, 2002 (7 made)
Opponent--28; Missouri, 1994 (7 made)

Three-Point Percentage--.571; vs. Kansas, 1991 (4-7)
Opponent--.692; Oklahoma, 1992 (9-13)

Free Throws--34; vs. Iowa State, 1983 (42 att.); Oklahoma, 1991 (41 att.)
Opponent--37; Oklahoma, 1991 (51 att.)

Free Throw Attempts--42; vs. Iowa State, 1983 (34 made)
Opponent--*51; Oklahoma, 1991 (37 made)

Free Throw Percentage--.818; vs. Kansas State, 1988 (9-11); vs. Missouri, 1994 (18-22)
Opponent--.923; Missouri, 1991 (12-13)

Rebounds--55; vs. Oklahoma, 1991
Opponent--53; Kansas, 1998

Assists--22; vs. Oklahoma State, 1986
Opponent--26; Kansas, 1998

Blocked Shots--10; vs. Iowa State, 1996
Opponent--9; Baylor, 2000; Colorado, 2002

Steals--*23; vs. Texas Tech, 1999
Opponent--15; Kansas, 1999

*Indicates overall tournament record

Nebraska Postseason Records

Individual

Points--33, Tom Baack vs. Marshall, March 13, 1967
 Opponent--46, George Stone, Marshall, March 13, 1967

Field Goals--13, Tom Baack vs. Marshall, March 13, 1967 (24 att.)
 Opponent--20, George Stone, Marshall, March 13, 1967 (38 att.)

Field Goal Attempts--24, Tom Baack vs. Marshall, March 13, 1967 (13 made)
 Opponent--38, George Stone, Marshall, March 13, 1967 (20 made)

Field Goal Percentage (min. 5 att.)--1.000, Mikki Moore at Nevada, March 18, 1997 (9-9)
 Opponent--.857, Mike Smrek, Canisius, March 13, 1985 (6-7)

Three-Point Goals--7, Cary Cochran at TCU, March 15, 1999 (7-9)
 Opponent--5, Greg Hill, Washington, March 21, 1987 (13 att.); Ed Loudon, Arkansas State, March 16, 1989 (8 att.); Dominick Young, Fresno State, March 22, 1996 (17 att.); Pat Bradley, Arkansas, March 12, 1998 (10 att.)

Three-Point Attempts--10, Erick Strickland vs. Georgia, March 16, 1995 (2 made)
 Opponent--17, Dominick Young, Fresno State, March 22, 1996 (5 made)

Three-Point Percentage--.778, Cary Cochran at TCU, March 15, 1999 (7-9)
 Opponent--.750, Greg Bartram, Penn State, March 21, 1995 (3-4)

Free Throws--13, Dave Hoppen vs. Canisius, March 13, 1985 (16 att.)
 Opponent--9, Reggie Miller, UCLA, March 19, 1985 (9 att.)

Free Throw Attempts--16, Dave Hoppen vs. Canisius, March 13, 1985 (13 made)
 Opponent--11, Kevin Freeman, Connecticut, March 21, 1997 (7 made)

Free Throws, No Misses--5, Curt Hedberg vs. Utah State, March 8, 1978
 Opponent--9, Reggie Miller, UCLA, March 19, 1985

Rebounds--15, Mikki Moore at Nevada, March 18, 1997
 Opponent--16, Bob Allen, Marshall, March 13, 1967; 16, Tyrone Corbin, DePaul, March 28, 1983

Assists--10, Clifford Scales vs. Arkansas State, March 16, 1989
 Opponent--16, Sam Crawford, New Mexico State, March 19, 1993

Blocked Shots--4, Dave Hoppen vs. TCU, March 24, 1983; Dave Hoppen vs. DePaul, March 28, 1983; Venson Hamilton vs. Washington, March 12, 1997; Venson Hamilton vs. UNLV, March 10, 1999;
 Opponent--8, Walter Downing, DePaul, March 28, 1983

Steals--6, Brian Carr vs. Arkansas-Little Rock, March 26, 1987; Cookie Belcher vs. Washington, March 12, 1997; Cookie Belcher vs. Arkansas, March 12, 1998; Cookie Belcher vs. UNLV, March 10, 1999;
 Opponent--8, Dominick Young, Fresno State, March 22, 1996

Team

Points--91, vs. Colorado State, March 14, 1996
 Opponent--119, by Marshall, March 13, 1967

Points in a Half--52, vs. Colorado State, March 14, 1996 (2nd)
 Opponent--61, by Marshall, March 13, 1967 (2nd)

Field Goals--37, vs. Marshall, March 13, 1967 (90 att.)
 Opponent--46, by Marshall, March 13, 1967 (90 att.)

Field Goal Attempts--90, vs. Marshall, March 13, 1967 (37 made)
 Opponent--90, by Marshall, March 13, 1967 (46 made)

Field Goal Percentage--.588, vs. Washington State, March 19, 1996 (30-51)
 Opponent--.621, by TCU, March 15, 1999 (36-58)

Three-Point Goals--10, vs. Colorado State, March 14, 1996 (17 att.); 10, at TCU, March 15, 1999 (19 att.)
 Opponent--12, by Penn State, March 21, 1995 (28 att.)

Three-Point Attempts--24, vs. New Mexico State, March 19, 1993 (8 made)
 Opponent--28, by Penn State, March 21, 1995 (12 made)

Three-Point Percentage--.588, vs. Colorado State, March 14, 1996 (10-17)
 Opponent--.571, by Arkansas State, March 16, 1989 (8-14)

Free Throws--33, vs. Canisius, March 13, 1985 (41 att.); vs. Tulane, March 26, 1996 (45 att.)
 Opponent--29, by Xavier, March 14, 1991 (40 att.)

Free Throw Attempts--45, vs. Tulane, March 26, 1996 (33 made)
 Opponent--40, by Xavier, March 14, 1991 (28 made)

Free Throw Percentage--.900, at Ohio State, March 20, 1989 (9-10)
 Opponent--.905, Arkansas, March 12, 1998 (19-21)

Rebounds--49, vs. Connecticut, March 19, 1992
 Opponent--63, by Marshall, March 13, 1967

Assists--24, three times, most recently vs. Arkansas State, March 16, 1989
 Opponent--26, by TCU, March 15, 1999

Blocked Shots--6, vs. TCU, March 24, 1983; vs. Washington State, March 19, 1996; vs. Fresno State, March 22, 1996; vs. Washington, March 12, 1997
 Opponent--10, by DePaul, March 28, 1983; by Connecticut, March 21, 1997; by TCU, March 15, 1999;

Steals--15, vs. Washington, March 12, 1997
 Opponent--16, by Tulane, March 26, 1996

Nebraska Postseason Results

Year	Tournament/Round	Opponent	Result	Site
1948-49	*NCAA Playoff	Oklahoma State	L, 35-52	Kansas City, Mo.
1966-67	NIT/First	Bye		
	Quarterfinals	Marshall	L, 88-119	New York City
1977-78	NIT/First	Utah State	W, 67-66	Lincoln, Neb.
	Quarterfinals	Texas	L, 48-67	Austin, Texas
1979-80	NIT/First	Michigan	L, 69-76	Ann Arbor, Mich.
1982-83	NIT/First	Tulane	W, 72-65	Lincoln, Neb.
	Second	Iona	W, 85-73	Lincoln, Neb.
	Quarterfinals	TCU	W, 67-57	Lincoln, Neb.
	Semifinals	DePaul	L, 58-68	New York City
1983-84	NIT/First	Creighton	W, 56-54	Omaha, Neb.
	Second	Xavier (Ohio)	L, 57-58	Cincinnati, Ohio
1984-85	NIT/First	Canisius	W, 79-66	Lincoln, Neb.
	Second	UCLA	L, 63-82	Los Angeles, Calif.
1985-86	NCAA/First	Western Kentucky	L, 59-67	Charlotte, N.C.
1986-87	NIT/First	Marquette	W, 78-76	Lincoln, Neb.
	Second	Arkansas	W, 78-71	Lincoln, Neb.
	Quarterfinals	Washington	W, 81-76	Lincoln, Neb.
	Semifinals	Southern Mississippi	L, 75-82	New York City
	Third Place	Arkansas-Little Rock	W, 76-67 (OT)	New York City
1988-89	NIT/First	Arkansas State	W, 81-79	Lincoln, Neb.
	Second	Ohio State	L, 74-85	Columbus, Ohio
1990-91	NCAA/First	Xavier (Ohio)	L, 84-89	Minneapolis, Minn.
1991-92	NCAA/First	Connecticut	L, 65-86	Cincinnati, Ohio
1992-93	NCAA/First	New Mexico State	L, 79-93	Syracuse, N.Y.
1993-94	NCAA/First	Pennsylvania	L, 80-90	Uniondale, N.Y.
1994-95	NIT/First	Georgia	W, 69-61	Lincoln, Neb.
	Second	Penn State	L, 59-65	Lincoln, Neb.
1995-96	NIT/First	Colorado State	W, 91-83	Fort Collins, Colo.
	Second	Washington State	W, 82-73	Lincoln, Neb.
	Third	Fresno State	W, 83-71	Fresno, Calif.
	Semifinals	Tulane	W, 90-78	New York City
	Championship	St. Joseph's	W, 60-56	New York City
1996-97	NIT/First	Washington	W, 67-63	Lincoln, Neb.
	Second	Nevada	W, 78-68	Reno, Nev.
	Third	Connecticut	L, 67-76	Storrs, Conn.
1997-98	NCAA/First	Arkansas	L, 65-74	Boise, Idaho
1998-99	NIT/First	UNLV	W, 68-55	Lincoln, Neb.
	Second	TCU	L, 89-101	Fort Worth, Texas

NU Postseason Tournament Summary

In the NCAA Tournament: 0-6 (1986, 1991, 1992, 1993, 1994, 1998)

In the NCAA Playoffs: 0-1* (1949)

In the NIT: 20-11 (1967, 1978, 1980, 1983, 1984, 1985, 1987, 1989, 1995, 1996, 1997, 1999)

All-Time Postseason Record: 20-17

**Playoff game between Big Seven and Missouri Valley Conference champions for berth in eight-team NCAA Tournament field. Not considered to be "official" participation in the NCAA Tournament.*



Postseason Tournament Box Scores

1967 NIT

Marshall 119, Nebraska 88

March 13--at New York City

Thundering Herd (119): Stone 20-38 6-6 46, Redd 6-12 5-8 17, Allen 1-2 1-2 3, Davidson 8-17 7-8 23, Diantoni 9-15 6-6 24, Dawson 0-1 0-0 0, D. Blankenship 1-1 0-0 2, Stepp 0-1 0-0 0, Watson 0-1 0-0 0, K. Blankenship 1-2 2-2 4, Beam 0-0 0-0 0. Team 46-90 27-32 119.

Cornhuskers (88): Tom Baack 13-24 7-9 33, Nate Branch 6-12 2-2 14, Willie Campbell 8-20 1-4 17, Stuart Lantz 4-14 1-2 9, Jim Damm 2-5 1-1 5, Frank Empkey 2-5 0-0 4, Ron Simmons 1-3 0-0 2, Roger Leitner 0-2 0-1 0, Robert Wagner 1-2 0-3 2, Dan Shaver 0-1 0-0 0, Charles Stone 0-2 2-2 2. Team 37-90 14-22 88.

Marshall	58	61	--	119
Nebraska	39	49	--	88

FG%: Marshall 51.1, Nebraska 41.1. FT%: Marshall 84.4, Nebraska 63.6. Rebounds: Marshall 63 (Allen 16, Stone 11), Nebraska 47 (Baack 10). Personal fouls: Marshall 16, Nebraska 19. Fouled out: None. Assists: Marshall 21 (D'Antoni 11), Nebraska 19 (Baack 5). Officials: Lou Eisenstein, Jim Lennon. Attendance: 9,332.

Game Notes: In Huskers' first-ever "official" postseason appearance, Marshall decked NU, 119-88...Thundering Herd set NIT single-game records for points (119) and field goals (46)...George Stone's 46 points were most by college player in Madison Square Garden in 1967, equaled most-ever vs. Huskers...Baack had 33 points in final collegiate game, most points ever for NU player in postseason game...Huskers ended season with 16-9 mark, Marshall went on to a fourth-place tournament finish.

1978 NIT

Nebraska 67, Utah State 66

March 8--at Lincoln, Neb.

Aggies (66): Preston Bailess 1-2 0-0 2, Dean Hunger 7-10 0-0 14, Mike Santos 10-16 0-0 20, Keith McDonald 5-11 3-3 13, Oscar Williams 2-5 3-4 17, Rawlee Perkins 0-0 0-0 0, Gary Furniss 0-0 0-0 0, Brian Jackson 2-2 6-8 10. Team 27-46 12-15 66.

Cornhuskers (67): Terry Novak 2-8 0-0 4, Curt Hedberg 3-8 5-5 11, Carl McPipe 4-9 2-6 10, Brian Banks 5-11 0-0 10, Bob Moore 1-4 0-0 2, Mike Naderer 6-9 0-0 12, Mark McVicker 0-1 0-0 0, Andre Smith 8-11 2-2 18. Team 29-61 9-13 67.

Utah State	36	30	--	66
Nebraska	32	35	--	67

FG%: Utah State 58.7, Nebraska 47.5. FT%: Utah State 80.0, Nebraska 69.2. Rebounds: Utah State 31 (Santos 9), Nebraska 24 (McPipe 7). Personal fouls: Utah State 16, Nebraska 16. Fouled out: Hunger. Assists: Utah State 21 (Williams 9), Nebraska 20 (Novak, Banks 6). Turnovers: Utah State 18, Nebraska 9. Blocked shots: Utah State 3 (Santos 3), Nebraska 0. Steals: Utah State 5 (McDonald 2), Nebraska 10 (Novak, Naderer 3). Officials: Rich Eichhorst and Rich Wanamaker. Attendance: 8,029.

Game Notes: Nebraska picked up school-record tying 22nd victory with first-round NIT victory over Utah State...first NIT appearance for Huskers since 1967...Aggies held 10-point first-half lead, were up four at halftime...game was tied at 62 with 2:34 to play, but McPipe's free throw with 1:52 left gave NU lead for good and its first postseason tournament win ever.

Texas 67, Nebraska 48


March 15--at Austin, Texas

Cornhuskers (48): Terry Novak 2-8 0-0 4, Curt Hedberg 0-5 2-2, Carl McPipe 7-19 2-3 16, Mike Naderer 0-2 2-2 2, Brian Banks 3-7 0-0 6, Bob Moore 0-5 0-0 0, Gerald Myrthil 1-4 0-0 2, Andre Smith 7-10 0-0 14, Sil Despot 1-1 0-0 2. Team 21-61 6-7 48.

Longhorns (67): Ron Baxter 4-6 2-3 10, Tyrone Branyan 4-6 0-0 8, Garry Goodner 6-8 4-5 16, Jim Krivacs 7-15 4-4 18, John Moore 6-9 1-1 13, John Danks 0-0 1-1 2, Tom Nichols 0-0 0-0 0. Team 27-44 13-15 67.

Nebraska	24	24	--	48
Texas	31	36	--	67

FG%: Nebraska 34.4, Texas 61.4. FT%: Nebraska 85.7, Texas 86.7. Rebounds: Nebraska 28 (McPipe 7), Texas 32 (Baxter 13). Personal fouls: Nebraska 15, Texas 13. Fouled out: None. Assists: Nebraska 13 (Novak



Nebraska's 1948-49 team lost to Oklahoma State, 52-35, in a playoff game at Kansas City, Mo., with a berth to the eight-team NCAA Tournament on the line.

3), Texas 13 (Branyan, Moore 4). Turnovers: Nebraska 13, Texas 16. Blocked shots: Nebraska 0, Texas 1 (Baxter 1). Steals: Nebraska 4 (Banks 2), Texas 3 (Branyan, Goodner, Moore 1). Officials: Reggie Copland, Ben Dunn. Attendance: 13,000.

Game Notes: Texas and Coach Abe Lemons ended Nebraska's hopes for a school-record 23rd victory with a 21-point win over the Cornhuskers in Austin...NU trailed by seven at intermission, but shot 27.8 percent from the floor in the final 20 minutes while the Longhorns connected at a 68.4-percent clip...Huskers pulled within six early in second half, but Texas delivered 16-6 run and never looked back...Longhorns went on to win NIT title...Huskers ended season with 22-8 record.

1980 NIT

Michigan 76, Nebraska 69

March 6--at Ann Arbor, Mich.

Cornhuskers (69): Ray Collins 5-11 4-4 4 14, Tim West 2-5 0-0 1 4, Andre Smith 13-18 4-6 30, Mike Naderer 0-2 1-2 1, Jack Moore 6-11 4-4 16, Greg Downing 1-2 0-0 2, Mark McVicker 1-4 0-0 2. Team 28-53 13-16 69.

Wolverines (76): Mike McGee 12-22 1-1 25, Thad Garner 2-5 1-4 5, Paul Heurman 7-8 2-2 16, Mark Lozier 0-1 0-0 0, Johnny Johnson 7-10 5-6 19, Keith Smith 4-7 3-3 11, Marty Bodnar 0-3 0-0 0, Mark Bodnar 0-0 0-0 0. Team 32-56 12-16 76.

Nebraska	31	38	--	69
Michigan	34	42	--	76

FG%: Nebraska 52.8, Michigan 57.1. FT%: Nebraska 81.2, Michigan 75.0. Rebounds: Nebraska 25 (Smith 12), Michigan 28 (Johnson 7). Personal fouls: Nebraska 16, Michigan 16. Fouled out: Collins, Heurman. Assists: Nebraska 7 (Moore 2), Michigan 9 (Johnson 4). Turnovers: Nebraska 10, Michigan 11. Blocked shots: Nebraska 3 (Collins, Moore, Downing 1), Michigan 2 (Garner, Heurman 1). Steals: Nebraska 4 (Collins 4), Michigan 6 (Lozier, Johnson 2). Officials: Ron Zetcher, Dick Sanders, Jack Savage. Attendance: 9,756.

Game Notes: After a heartbreaking 60-59 loss to Kansas State in semifinals of Big Eight Tournament, Nebraska made second NIT appearance in three seasons...next-to-last game for Michigan coach Johnny Orr, who resigned following the season to become head coach at Iowa State...Huskers' Smith ended career with 30-point, 12-rebound effort...Michigan held 34-31 halftime lead and opened second half with 16-6 run and NU never came closer than three after that...loss ended NU's season at 18-13.

1983 NIT

Nebraska 72, Tulane 65

March 17--at Lincoln, Neb.

Green Wave (65): Paul Thompson 4-15 2-3 10, Elton Webster 6-10 3-4 15, John Williams 4-10 2-2 10, Daryl Moreau 3-7 0-0 6, Howard Jenkins 6-10 0-0 3, Kevin Saulny 2-2 0-0 4, Danny Gauthier 0-1 0-0 0, Curtis Wallace 4-5 0-1 8. Team 29-60 7-10 65.



Nebraska's 1983 NIT Semifinal team.

Cornhuskers (72): Claude Renfro 4-10 2-3 10, Stan Cloudy 10-17 0-0 20, Dave Hoppen 6-10 4-9 16, David Ponce 7-14 2-3 16, Greg Downing 4-7 0-0 8, Eric Williams 0-3 0-0 0, Lenard Johnson 1-1 0-0 2. Team 32-62 8-15 72.

Tulane	35	30	--	65
Nebraska	36	36	--	72

FG%: Tulane 48.3, Nebraska 51.6. FT%: Tulane 70.0, Nebraska 53.3. Rebounds: Tulane 31 (Webster 9), Nebraska 37 (Cloudy 14). Personal fouls: Tulane 16, Nebraska 12. Fouled out: none. Assists: Tulane 18 (Moreau, Jenkins 6), Nebraska 24 (Cloudy 7). Turnovers: Tulane 16, Nebraska 11. Blocked shots: Tulane 2 (Thompson, Webster 1), Nebraska 0. Steals: Tulane 4 (four with one), Nebraska 9 (Ponce 3). Officials: Jim Harvey, Bob Straface, James Burroughs. Attendance: 12,053.

Game Notes: Nebraska earned first postseason bid in three seasons and picked up first postseason win since 1978 with opening-round victory over Green Wave...Huskers held one-point halftime lead, then used 57.7 percent shooting from the field in the last half to secure the win...Huskers used 12-7 run to take 10-point advantage and Green Wave never got closer than five.

Nebraska 85, Iona 73

March 21--at Lincoln, Neb.

Gaels (73): Tony Hargraves 3-9 2-4 8, Gary Springer 4-5 2-2 10, Bob Coleman 2-4 1-2 5, Rory Grimes 7-13 5-8 19, Steve Burt 9-16 4-5 22, Arnie Russell 4-5 1-2 9, Chris Crockett 0-2 0-0 0, Dan Parascandola 0-0 0-0 0, Mark Hooper 0-0 0-0 0. Team 29-54 15-23 73.

Cornhuskers (85): Claude Renfro 6-8 4-6 16, Stan Cloudy 9-17 6-8 24, Dave Hoppen 6-11 3-5 15, David Ponce 2-5 5-6 11, Greg Downing 4-8 2-4 10, Eric Williams 1-2 0-0 2, Leonard Johnson 2-2 3-5 7, Terry Smith 0-0 0-0 0, Handy Johnson 0-1 0-0 0. Team 31-54 23-34 85.

Iona	39	34	--	73
Nebraska	40	45	--	85

FG%: Iona 53.7, Nebraska 57.4. FT%: Iona 65.2, Nebraska 67.6. Rebounds: Iona 36 (Russell 10), Nebraska 27 (Cloudy 8). Personal fouls: Iona 31, Nebraska 18. Fouled out: Springer, Coleman, Russell. Assists: Iona 11 (Grimes 6), Nebraska 24 (Cloudy, Williams 5). Turnovers: Iona 30, Nebraska 17. Blocked shots: Iona 2 (Springer, Russell 1), Nebraska 5 (Johnson 3). Steals: Iona 7 (Burt 3), Nebraska 6 (Renfro 3). Officials: Sonny Holmes, Allie Prescott, Bob McGrath. Attendance: 14,712.

Game Notes: Nebraska advanced to the NIT quarterfinals with a 12-point victory over Iona...Huskers held one-point halftime lead, but visiting Gaels took 47-46 lead on Hargraves' dunk, before Cloudy jumper seconds later gave NU lead for good...Cloudy had second straight 20-point outing with a game-high 24 points.

Nebraska 67, Texas Christian 57

March 24--at Lincoln Neb.

Horned Frogs (57): Doug Arnold 7-17 2-2 16, Nick Cucinella 0-1 0-0 0, Brian Christensen 3-6 0-0 6, Dennis Nutt 4-15 0-0 8, Darrell Browder 11-27 3-6 25, Tom Mortimer 0-1 0-0 0, Kenny Hart 0-0 0-0 0, Johnny Pate 1-1 0-0 2, Paul Kapturkiewicz 0-0 0-0 0. Team 26-68 5-8 57.

Cornhuskers (67): Claude Renfro 1-2 6-9 8, Stan Cloudy 8-13 2-2 18, Dave Hoppen 8-14 0-0 16, David Ponce 2-8 2-3 6, Greg Downing 5-6 0-0 10, Brett Hughes 0-0 0-1 0, Eric Williams 1-1 0-0 2, Leonard Johnson 2-3 1-2 5, Trent Scarlett 0-0 2-2 2. Team 27-47 13-19 67.

Texas Christian	19	38	--	57
Nebraska	36	31	--	67

FG%: Texas Christian 38.2, Nebraska 57.4. FT%: Texas Christian 62.5, Nebraska 68.4. Rebounds: Texas Christian (Arnold 9), Nebraska 31 (Cloudy 9). Personal fouls: Texas Christian 20, Nebraska 17. Fouled out: none. Assists: Texas Christian 7 (Browder 3), Nebraska 23 (Ponce, Downing 7). Turnovers: Texas Christian 15, Nebraska 18. Blocked shots: Texas Christian 3 (Arnold 3), Nebraska 4 (Hoppen 4). Steals: Texas Christian 8 (Arnold 3), Nebraska 4 (Ponce 2). Officials: Jim Desmond, Mike Stockner, Art Willard. Attendance: 14,753.

Game Notes: Nebraska bolted to a 19-8 lead in the game's first eight minutes, and owned 36-19 halftime advantage as Huskers held the Horned Frogs to 27.6 percent shooting from the floor in the opening half...Huskers built lead to as many as 24 in second half, and the closest TCU came was 10 twice...Cloudy again led the way with a team-high 18 points...crowd was largest of the season, allowing Huskers to break the Devaney Center record for total attendance...fans started lining up before 6 a.m. on March 22nd for tickets to game, as the then-14,438-seat Devaney Center sold out in five hours after windows opened at 9 a.m...school-record-tying 22nd win.

DePaul 68, Nebraska 58

March 28--at New York City (Semifinals)

Blue Demons (68): Tyrone Corbin 5-9 5-7 15, Kevin Holmes 1-4 2-2 4, Brett Burkholder 0-2 3-4 3, Tony Jackson 5-10 7-9 17, Kenny Patterson 2-7 5-7 9, Bernard Randolph 5-13 3-6 13, Walter Downing 2-8 1-2 5, Raymond McCoy 0-1 0-0 0, Jerry McMillan 1-2 0-0 2. Team 21-56 26-37 68.

Cornhuskers (58): Stan Cloudy 2-13 0-0 4, Claude Renfro 5-13 3-4 13, Dave Hoppen 5-13 5-13 15, Greg Downing 3-6 4-4 10, David Ponce 2-5 0-1 4, Eric Williams 2-5 2-2 6, Leonard Johnson 3-6 0-0 6, Terry Smith 0-1 0-0 0, Kenny Walton 0-0 0-0 0. Team 22-62 14-24 58.

DePaul	36	32	--	68
Nebraska	31	27	--	58

FG%: DePaul 37.5, Nebraska 35.5. FT%: DePaul 70.3, Nebraska 58.3. Rebounds: DePaul 48 (Corbin 16), Nebraska 41 (Hoppen 9). Personal fouls: DePaul 19, Nebraska 27. Fouled out: Jackson, Downing, Renfro, Ponce. Assists: DePaul 11 (Patterson 3), Nebraska 18 (Downing 5). Turnovers: DePaul 16, Nebraska 18. Blocked shots: DePaul 10 (Downing 8), Nebraska 4 (Hoppen 4). Steals: DePaul 9 (Burkholder, Jackson 2), Nebraska 7 (Downing 3). Officials: Joey Sylvester, Ed Cartotto, Dave Pollack. Attendance: 8,614.

Game Notes: DePaul ended Nebraska's NIT title bid...Hoppen earned first-team All-NIT honors...Huskers never led, as Blue Demons built 15-point first-half lead and led by five at halftime...NU tied game at 52 on Hoppen jumper with 8:42 to go, but Patterson's jumper seconds later gave DePaul lead for good as Huskers hit just 30.3 percent from the floor in second half...Huskers ended season with 22-10 record, while DePaul lost in title game to Fresno State.

1984 NIT

Nebraska 56, Creighton 54

March 15--at Omaha, Neb.

Cornhuskers (56): Ronnie Smith 2-4 0-0 4, Stan Cloudy 0-3 0-0 0, Dave Hoppen 11-20 3-3 25, David Ponce 4-7 2-2 10, Eric Williams 3-8 0-0 6, Brian Carr 2-7 0-0 4, Curtis Moore 3-7 1-2 7, James Moore 0-1 0-0 0, John Matzke 0-0 0-0 0. Team 25-57 6-7 56.

Bluejays (54): Gregory Brandon 1-6 0-0 2, Karlas Gripado 0-0 0-0 0, Benoit Benjamin 10-14 3-3 23, Gary Swain 4-7 2-3 10, Vernon Moore 6-11 2-5 14, Kenny Evans 2-6 1-2 5, Reggie Morris 0-0 0-0 0, Kenny Smith 0-0 0-0 0. Team 23-44 8-13 54.

Nebraska	28	28	--	56
Creighton	31	23	--	54

FG%: Nebraska 43.9, Creighton 52.2. FT%: Nebraska 85.7, Creighton 61.5. Rebounds: Nebraska 27 (Hoppen 10), Creighton 30 (Benjamin 14). Personal fouls: Nebraska 14, Creighton 12. Fouled out: Ponce. Assists: Nebraska 15 (Carr, Ponce 5), Creighton 9 (Moore 4). Turnovers: Nebraska 9, Creighton 14. Blocked shots: Nebraska 1 (Cloudy), Creighton 3 (Benjamin 2). Steals: Nebraska 4 (Smith 3), Creighton 7 (Evans 3). Officials: Verl Sell and Mike Stockner. Attendance: 9,158.

Game Notes: After handing CU a 65-56 loss in Lincoln during the regular season, Nebraska rallied from three-point halftime deficit to knock off the Bluejays in first round of the NIT at Omaha...Hoppen tied the game at 54 with 12 seconds to play, and put NU ahead when he made a free throw after a technical foul had been called on CU's Benjamin...Moore then made one of two free throws with three seconds left to give NU two-point win...Hoppen had game-high 25 points, outscoring Creighton's Benjamin in two meetings, 52-33...NU earned consecutive postseason bids for first time ever.

Xavier 58, Nebraska 57

March 19--at Cincinnati, Ohio

Cornhuskers (57): Curtis Moore 2-8 1-1 5, Ronnie Smith 2-3 0-0 4, Dave Hoppen 9-14 4-5 22, David Ponce 5-9 0-0 10, Eric Williams 1-6 0-0 2, Brian Carr 1-3 0-1 2, Stan Cloudy 5-11 2-2 12, John Matzke 0-0 0-0 0. Team 25-54 7-9 57.

Muskateers (58): Dexter Bailey 4-8 0-1 8, John Shimko 0-3 4-4 4, Jeff Jenkins 9-14 0-0 18, Ralph Lee 1-5 2-2 4, Victor Fleming 6-10 8-8 20, Leroy Greenridge 0-0 0-0 0, Richard Harris 2-4 0-2 4, Walter McBride 0-0 0-0 0. Team 22-44 14-17 58.

Nebraska	25	32	--	57
Xavier	30	28	--	58

FG%: Nebraska 46.3, Xavier 50.0. FT%: Nebraska 77.8, Xavier 82.4. Rebounds: Nebraska 29 (Hoppen 7), Xavier 26 (Shimko 6). Personal fouls: Nebraska 18, Xavier 12. Fouled out: Ponce. Assists: Nebraska 18 (Williams 5), Xavier 14 (Lee 9). Turnovers: Nebraska 13, Xavier 14. Blocked shots: Nebraska 0, Xavier 2 (Bailey, Jenkins 1). Steals: Nebraska 5 (Cloudy 2), Xavier 4 (four with one). Officials: Don Ferguson, Walley Tanner, Reggie Copeland. Attendance: 9,519.

Game Notes: Forced to the road for a second straight game because the Devaney Center was being utilized for the NCAA Midwest Regional, Huskers couldn't overcome Xavier's five-point halftime advantage...Nebraska had 49-48 lead with five minutes to play, but Xavier scored four-straight points to take 52-49 lead and closest the Huskers came after that was one on two occasions...NU pulled to within 56-55 on Cloudy jumper with 22 seconds to play, but Shimko's free throws sealed Muskateer win...Hoppen had game-high 22 points to lead the Huskers, and would go on to play for NIT All-Star team in summer...NU ended season with 18-12 record.

1985 NIT

Nebraska 79, Canisius 66

March 13--at Lincoln, Neb.

Golden Griffins (66): Brian Smith 1-5 3-4 5, Derrick Russell 0-3 2-2 2, Mike Smrek 6-7 2-4 14, Michael Ray Jackson 4-7 2-3 10, Ray Hall 5-13 6-8 16, Gregg Martinsen 1-2 3-7 5, Mike Trivisonno 0-2 0-0 0, Lamont Gilbert 3-7 0-0 6, Chris Heinold 4-11 0-1 8. Team 24-57 18-28 66.

Cornhuskers (79): Curtis Moore 5-12 1-1 11, Bill Jackman 4-8 7-9 15, Dave Hoppen 4-8 13-16 21, Harvey Marshall 5-10 4-4 14, Brian Carr 3-5 4-5 10, Demetrius Buchanan 1-5 3-4 5, Anthony White 0-0 0-0 0, Joel Sealer 0-0 1-2 1, Mike Martz 0-1 0-0 0, Ronnie Smith 0-1 0-0 0, John Matzke 1-3 0-0 2. Team 23-53 33-41 79.

Canisius	33	33	--	66
Nebraska	36	43	--	79

FG%: Canisius 42.1, Nebraska 43.3. FT%: Canisius 64.2, Nebraska 80.5. Rebounds: Canisius 38 (Martinsen 7), Nebraska 34 (Jackman 10). Total fouls: Canisius 31, Nebraska 25. Fouled out: Smrek, Gilbert, Heinold, Moore, Matzke. Assists: Canisius 12 (Hall 3, Martinsen 3, Trivisonno 3), Nebraska 18 (Marshall 5). Turnovers: Canisius 14, Nebraska 8. Blocked shots: Canisius 2 (Heinold 2), Nebraska 1 (Smith 1). Steals: Canisius 4 (Smith 2), Nebraska 9 (Moore 4). Officials: Eric Harmon, Verl Sell, Ted Hillary. Attendance: 7,443.

Game Notes: Nebraska's third-straight NIT bid...game tied Devaney Center records for free-throw attempts by both teams (69), disqualifications by both teams (five) and disqualifications by one team (3 by Canisius)...Hoppen passed Andre Smith to become Nebraska's No. 2 and Big Eight's No. 12 career scorer with 1,724 points...Jackman had career-high 10 rebounds.

UCLA 82, Nebraska 63

March 19--at Los Angeles

Cornhuskers (63): Curtis Moore 4-8 0-0 8, Bill Jackman 4-6 0-0 8, Dave Hoppen 10-20 3-4 23, Brian Carr 2-6 0-0 4, Harvey Marshall 4-10 0-0 8, Ronnie Smith 1-1 0-0 2, John Matzke 1-1 0-0 2, Demetrius Buchanan 3-6 0-2 6, Mike Martz 0-0 0-0 0, Joel Sealer 1-2 0-0 2, Anthony White 0-0 0-1 0. Team 30-60 3-7 63.

Bruins (82): Gary Maloncon 5-12 0-0 10, Reggie Miller 10-15 9-9 29, Brad Wright 1-6 2-4 4, Montel Hatcher 8-13 2-2 18, Nigel Miguel 6-10 2-2 14, Kelvin

Butler 1-1 0-0 2, Corey Gaines 0-2 1-2 1, Dave Immel 0-1 0-0 0, Jack Haley 1-1 0-0 2, Jerald Jones 1-1 0-0 2, Jeff Dunlap 0-0 0-0 0, Darryl Morris 0-1 0-0 0. Team 33-63 16-19 82.

Nebraska	31	32	--	63
UCLA	41	41	--	82

FG %: Nebraska 50.0, UCLA 52.4. FT%: Nebraska 42.9, UCLA 84.2. Rebounds: Nebraska 27 (Hoppen 9), UCLA 34 (Wright 15). Total fouls: Nebraska 19, UCLA 12. Fouled out: Matzke. Assists: Nebraska 18 (Carr 6), UCLA 16 (Wright 4). Turnovers: Nebraska 17, UCLA 12. Blocked shots: Nebraska 3 (Smith 2), UCLA 5 (Wright 4). Steals: Nebraska 5 (Moore 2), UCLA 8 (Miller 4). Officials: Robert McKendry, James Danner, Fred Carbone. Attendance: 7,228.

Game Notes: Hoppen became eighth Big Eight player and first Husker to score 700 points in a season, finishing with 704...Nebraska's ninth-straight road loss...NU ended season with 16-14 record, while UCLA went on to win NIT title for first time ever.

1986 NCAA

Western Kentucky 67, Nebraska 59

March 14--at Charlotte, N.C.

Cornhuskers (59): Bernard Day 8-14 2-4 18, John Matzke 0-1 0-0 0, Chris Logan 3-5 4-8 10, Harvey Marshall 4-9 3-3 11, Brian Carr 4-12 2-2 0, Darren Brown 0-0 0-0 0, Anthony Bailous 4-6 2-2 10. Team 23-47 13-19 59.

Hilltoppers (67): Kannard Johnson 4-11 2-2 10, Ray Swogger 8-15 0-0 16, Clarence Martin 5-8 1-3 11, James McNary 0-8 8-8 8, Billy Gordon 6-16 0-0 12, Kurk Lee 0-0 0-0 0, Brett McNeal 2-4 0-0 4, Fred Tisdale 0-0 0-0 0, Tellis Frank 3-6 0-0 6. Team 28-68 11-13 67.

Nebraska	26	33	--	59
Western Kentucky	33	34	--	67

FG%: Nebraska 48.9, Western Kentucky 41.1. FT%: Nebraska 68.6, Western Kentucky 84.6. Rebounds: Nebraska 35 (Logan 12), Western Kentucky 35 (Martin 12). Total fouls: Nebraska 14, Western Kentucky 18. Fouled out: none. Assists: Nebraska 8 (Carr 5), Western Kentucky 11 (McNary 7). Turnovers: Nebraska 13, Western Kentucky 4. Blocked shots: Nebraska 0, Western Kentucky 0. Steals: Nebraska 2 (Marshall 1, Logan 1), Western Kentucky 1 (Gordon 1). Officials: Mark Reischling, Charlie Vacca, Sam Lickliter. Attendance: 11,666.

Game Notes: Nebraska's first official appearance in NCAA Tournament...Huskers trailed, 53-35, with 10:34 left, but outscored the Hilltoppers 20-6, to pull within 59-55 with 1:33 to go, and could get no closer...Huskers ended season with a 19-11 record...Coach Moe Iba resigned after game.



Nebraska's 1986 NCAA Tournament team.

1987 NIT

Nebraska 78, Marquette 76

March 11--at Lincoln, Neb.

Warriors (76): David Boone 4-8 4-8 12, Michael Flory 3-6 0-0 6, Tom Copa 7-9 0-1 14, Michael Sims 1-2 0-0 3, Tony Smith 6-9 5-6 18, Kevin Johnson 6-9 3-4 16, Pat Foley 2-4 0-0 4, Tony Reeder 0-1 1-2 1. Team 29-48 13-20 76.

Cornhuskers (78): Derrick Vick 5-9 4-4 14, Bernard Day 8-8 2-2 18, Bill Jackman 2-4 5-8 9, Henry T. Buchanan 3-9 1-3 9, Brian Carr 5-11 0-2 12, Jeff Rekeweg 0-2 0-0 0, Richard van Poelgeest 0-2 0-0 0, Anthony Bailous 6-7 2-2 14, Keith Neubert 1-2 0-0 2. Team 30-54 14-21 78.

Marquette	44	32	--	76
Nebraska	38	40	--	78

Three-point goals: Marquette 5-13 (Flory 2-5, Sims 1-2, Smith 1-2, Johnson 1-2, Foley 0-2), Nebraska 4-10 (Buchanan 2-4 Carr 2-5, Rekeweg 0-1). FG%: Marquette 60.4, Nebraska 55.6. FT%: Marquette 65.0, Nebraska 66.7. Rebounds: Marquette 28 (Copa 9), Nebraska 22 (Vick 6, Day 6). Personal fouls: Marquette 18, Nebraska 16. Fouled out: none. Assists: Marquette 19 (Johnson 8), Nebraska 16 (Day 5). Turnovers: Marquette 19, Nebraska 11. Blocked shots: Marquette 1 (Copa), Nebraska 1 (Jackman 1). Steals: Marquette 5 (Copa 3), Nebraska 8 (Day 3). Officials: Daniel Christmas, Ronald Olesiak, Daniel Taylor. Attendance: 12,096.

Game Notes: Carr hit short game-winning jumper with .07 seconds left, and was fouled in the act of shooting...he intentionally missed free throw and Marquette was unable to call time out...first Nebraska-Marquette game in 28 years...fifth straight postseason tournament bid for the Cornhuskers.

Nebraska 78, Arkansas 71

March 17--at Lincoln, Neb.

Razorbacks (71): Mike Ratliff 3-4 1-3 7, Stephan Moore 1-2 0-0 2, Mario Credit 2-2 0-0 4, Keith Wilson 0-6 3-4 3, Ron Huery 3-8 4-7 10, Allie Freeman 3-4 3-5 9, Andrew Lang 2-4 0-1 4, Kenny Hutchinson 1-1 0-0 2, Phillip McKellar 3-4 2-2 9, Cannon Whitby 1-4 0-1 2, Tim Scott 5-12 3-5 17, Shawn Baker 0-1 2-2 2. Team 24-52 18-30 71.

Cornhuskers (78): Derrick Vick 8-9 2-5 18, Bernard Day 6-8 7-9 19, Bill Jackman 1-5 0-0 2, Henry T. Buchanan 0-7 11-13 11, Brian Carr 2-9 2-4 6, Jeff Rekeweg 0-0 0-0 0, Richard van Poelgeest 0-2 0-0 0, Anthony Bailous 9-12 2-3 20, Joel Sealer 0-0 0-0 0, Mike Martz 0-0 0-0 0, Keith Neubert 1-3 0-0 2. Team 27-55 24-34 78.

Arkansas	12	59	--	71
Nebraska	31	47	--	78

Three-point goals: Arkansas 5-17 (Huery 0-4, McKellar 1-1, Whitby 0-3, Scott 4-9), Nebraska 0-5 (Buchanan 0-1, Carr 0-4). FG%: Arkansas 46.2, Nebraska 49.1. FT%: Arkansas 60.0, Nebraska 70.6. Rebounds: Arkansas 33 (Lang 8), Nebraska 39 (Jackman 9). Personal fouls: Arkansas 28, Nebraska 24. Fouled out: Wilson, Bailous. Assists: Arkansas 9 (Huery 3), Nebraska 18 (Buchanan 6). Turnovers: Arkansas 19, Nebraska 16. Blocked shots: Arkansas (3 with 1), Nebraska 0. Steals: Arkansas 10 (Huery 4), Nebraska 4 (four with 1). Officials: Ted Hillary, Randy Drury, Ronald Winter. Attendance: 14,529.

Game Notes: Razorbacks' 12 first-half points were a Devaney Center record for the fewest scored in a half, and their 59 second-half points were two off the record for most in a half...Hogs had as many turnovers as field-goal attempts (15) in the first half and made just three field goals...Arkansas closed within 53-50 with 7:12 left, but Huskers answered with 11-1 rally to regain breathing room and wrap up win when Buchanan made six straight free throws in last 1:41...Huskers' fifth straight home-court win, NU's seventh win in seven all-time NIT home games.

Nebraska 81, Washington 76

March 21--at Lincoln, Neb.

Huskies (76): Kevin Vidato 0-1 0-0 0, Phil Zevenbergen 4-11 4-4 12, Chris Welp 8-12 2-2 18, Greg Hill 10-25 0-1 25, Eldridge Recasner 4-7 2-2 10, Jeff Sanor 0-0 0-0 0, Al Moscatel 0-1 4-4 4, Mark West 1-2 3-4 5, Ron Caldwell 1-1 0-0 2, J.D. Taylor 0-1 0-2 0. Team 28-61 15-19 76.

Cornhuskers (81): Derrick Vick 5-13 7-10 17, Bernard Day 4-8 7-8 15, Bill Jackman 1-2 2-3 4, Henry T. Buchanan 5-6 2-2 15, Brian Carr 4-11 7-8 17, Richard van Poelgeest 0-2 0-0 0, Anthony Bailous 2-8 3-5 7, Keith Neubert 2-6 2-2 6. Team 23-56 30-38 81.


Washington	30	46	--	76
Nebraska	36	45	--	81

Three-point goals: Washington 5-14 (Hill 5-13, Moscatel 0-1), Nebraska 5-11 (Buchanan 3-4, Carr 2-6 Bailous 0-1). FG%: Washington 45.9,

NEBRASKA BASKETBALL

Nebraska 41.1. FT%: Washington 78.9, Nebraska 78.9. Rebounds: Washington 42 (Zevenbergen 10), Nebraska 30 (Vick 8). Personal fouls: Washington 30, Nebraska 18. Fouled out: Zevenbergen, Welp, Vidato, Moscatel. Assists: Washington (Moscatel 4), Nebraska 15 (three with 3). Turnovers: Washington 21, Nebraska 14. Blocked shots: Washington 3 (Zevenbergen 2), Nebraska 1 (Vick 1). Steals: Washington 2 (Zevenbergen 1, Recasner 1), Nebraska 11 (Jackman 3). Officials: Dan Christmas, Ken Falkner, Tom O'Neill. Attendance: 14,460.

Game Notes: Nebraska built a 57-44 lead with 11:26 left, but Hill hit three straight three-point goals to ignite a 27-9 Washington rally which gave Huskies 71-66 lead with 2:02 to play...Huskies rallied to regain 72-71 lead, but two Recasner free throws put Washington back up, 73-72, with 50 seconds left...Carr hit a three-point shot with 33 seconds remaining to give NU the lead for good, 75-73, then hit four free throws in last 14 seconds...Buchanan's two free throws with four seconds to go iced Nebraska's second trip in five years to New York and NIT Final Four...win also gave Nebraska its fifth 20-win basketball season...Carr increased career scoring total to 1,152 points, passing Marvin Stewart and Brian Banks to move into ninth on Husker career scoring chart...his three assists increased his career total to 666 as he moved past Iowa State's Jeff Hornacek into second on the Big Eight career assist chart...crowd was second-largest of season, enabling Nebraska to set season total attendance record of 197,395...Huskies' sixth straight homecourt win, and eighth win in eight NIT home games.



Nebraska's 1987 NIT Semifinal team.

Southern Mississippi 82, Nebraska 75

March 24--at New York City (Semifinals)

Golden Eagles (82): Derrek Hamilton 4-13 3-4 11, John White 5-12 6-7 19, Randolph Keys 10-18 4-4 24, Casey Fisher 2-5 0-0 6, Kenny Siler 2-7 0-1 4, Willie Brown 0-2 0-0 0, Randy Pettus 3-7 0-1 8, Jurado Hinton 4-5 2-3 10, Jimmy Smith 0-0 0-0 0. Team 30-69 15-20 82.

Cornhuskers (75): Derrick Vick 8-9 3-4 19, Bernard Day 4-9 6-9 14, Bill Jackman 3-7 1-1 7, Henry T. Buchanan 3-10 0-0 7, Brian Carr 5-14 1-1 12, Anthony Bailous 5-12 2-3 14, Keith Neubert 1-4 0-0 2, Richard van Poelgeest 0-0 0-0 0, Jeff Rekeeweg 0-1 0-0 0. Team 29-66 13-19 75.

Southern Mississippi	43	39	--	82
Nebraska	42	33	--	75

Three-point goals: Southern Mississippi 7-14 (White 3-5, Fisher 2-4, Siler 0-1, Pettus 2-4), Nebraska 4-9 (Buchanan 1-2, Carr 1-4, Bailous 2-3). FG%: Southern Mississippi 43.5, Nebraska 43.9. FT%: Southern Mississippi 75.0, Nebraska 68.4. Rebounds: Southern Mississippi 46 (Keys 9), Nebraska 39 (Jackman 9). Personal fouls: Southern Mississippi 18, Nebraska 22. Fouled out: none. Assists: Southern Mississippi 22 (Pettus 8), Nebraska 16 (Carr 7). Turnovers: Southern Mississippi 17, Nebraska 19. Blocked shots: Southern Mississippi 6 (Keys 2, Hinton 2), Nebraska 2 (Day 1, Bailous 1). Steals: Southern Mississippi 6 (White 2, Keys 2), Nebraska 9 (Bailous 3). Officials: Larry Lembo, Jim Garvey, Jim Kinsey. Attendance: 7,965.

Game Notes: Nebraska led by 13 twice in first half, second time at 22-9 with 13:10 to go, but Eagles came back to take 43-42 halftime lead...Huskies bounced back at start of second half and led, 56-52, with 11:01 left, but USM launched 21-6 rally to take command of the game...Eagles went on to win

NIT title game from La Salle two nights later, 84-80...first-ever meeting between Nebraska and Southern Mississippi.

Nebraska 76, Arkansas-Little Rock 67 (OT)

March 26--at New York City (Third Place)

Cornhuskers (76): Derrick Vick 6-11 5-7 17, Bernard Day 4-5 2-4 10, Bill Jackman 3-5 2-2 8, Henry T. Buchanan 3-7 0-0 8, Brian Carr 6-16 3-3 18, Keith Neubert 2-5 2-4 6, Anthony Bailous 2-7 4-4 9, Mike Martz 0-0 0-0 0. Team 26-57 18-24 76.

Trojans (67): James Dawn 8-16 6-9 22, Daron Hoges 5-14 1-3 11, Jeff Cummings 0-0 2-2 2, Juric Brown 3-9 3-4 9, Paul Springer 1-2 0-0 2, Curtis Kidd 4-11 8-9 16, Reggie Smith 1-1 0-0 2, Eddie Powell 1-6 0-0 3. Team 23-59 20-27 67.

Nebraska	37	28	11--	76
Arkansas-Little Rock	32	33	2--	67

Three-point goals: Nebraska 6-13 (Buchanan 2-5, Carr 3-7, Bailous 1-1), Arkansas-Little Rock 1-7 (Dawn 0-1, Brown 0-2, Powell 1-4). FG%: Nebraska 46.4, Arkansas-Little Rock 39.0. FT%: Nebraska 75.0, Arkansas-Little Rock 74.1. Rebounds: Nebraska 34 (Vick 12), Arkansas-Little Rock 42 (Dawn 13). Personal fouls: Nebraska 19, Arkansas-Little Rock 19. Fouled out: Jackman, Neubert. Assists: Nebraska 19 (Carr 9), Arkansas-Little Rock 17 (Springer 5). Turnovers: Nebraska 14, Arkansas-Little Rock 15. Blocked shots: Nebraska 5 (Vick 3), Arkansas-Little Rock 2 (Cummings 1, Kidd 1). Steals: Nebraska 8 (Carr 6), Arkansas-Little Rock 7 (Dawn 2, Hoges 2, Kidd 2). Officials: Jim Burr, Dave Day, Mark DiStola. Attendance: 12,742.

Game Notes: Nebraska led by as many as 12 in first half and was up, 58-51, with 9:17 left in regulation, but UALR outscored Huskers, 12-2, over next six minutes to take 63-60 lead with 3:25 to play...Carr hit three-pointer to tie, then Day scored with 1:44 left to give NU 65-63 lead...Dawn scored 15 seconds later to tie it again, but missed two potential game-winning free throws with 20 seconds left...Nebraska scored first 11 points of overtime to get 21st win of season...win was Huskers' fourth in OT in 1986-87 and team's ninth straight in overtime over four-year period...Carr's nine assists (all in regulation) left him with 682 career assists, two behind the Big Eight record of 684 set the previous week by Cedric Hunter of Kansas...Vick was named to All-NIT team.

1989 NIT

Nebraska 81, Arkansas State 79

March 16--at Lincoln, Neb.

Indians (79): John Tate 11-16 1-6 23, Ed Louden 8-15 1-2 22, Greg Williams 1-1 0-0 2, Chris Dillard 2-5 0-1 5, Carl Archer 2-3 0-1 4, Alan Bannister 3-5 0-0 6, Bo Brown 4-5 3-5 11, Barry Mayberry 1-4 0-0 3, Kyle James 1-2 0-0 3, Bobby Collins 0-0 0-0 0. Team 33-56 5-15 79.

Cornhuskers (81): Richard van Poelgeest 7-10 2-4 16, Beau Reid 4-8 3-6 12, Rich King 6-8 4-7 16, Clifford Scales 0-4 0-0 0, Eric Johnson 6-13 4-4 18, Pete Manning 3-4 5-6 11, Ray Richardson 3-7 1-2 8, Todd Koca 0-0 0-0 0, Dapreis Owens 0-1 0-1 0. Team 29-55 19-30 81.

Arkansas State	33	46	--	79
Nebraska	42	39	--	81

Three-point goals: Arkansas State 8-14 (Louden 5-8, Dillard 1-2, Mayberry 1-3, James 1-1), Nebraska 4-9 (Reid 1-2, Johnson 2-3, Richardson 1-4). FG%: Arkansas State 58.9, Nebraska 52.7. FT%: Arkansas State 33.3, Nebraska 63.3. Rebounds: Arkansas State 36 (Brown 9), Nebraska 26 (Manning 5). Personal fouls: Arkansas State 23, Nebraska 26. Assists: Arkansas State 19 (Archer 7), Nebraska 24 (Scales 10). Turnovers: Arkansas State 22, Nebraska 12. Blocked shots: Arkansas State 2 (Williams, Bannister), Nebraska 2 (King, Manning). Steals: Arkansas State 6 (Brown 3), Nebraska 9 (Johnson 4). Officials: Dan Niksich, William Kennedy, Richard Ball. Attendance: 8,862.

Game Notes: Arkansas State's Dillard had chance to send game into overtime, but the freshman missed the front end of one-and-one free throw with no time left on clock (officials ruled that foul by Nebraska's Johnson came before horn sounded)...NU roared to 65-48 lead with 12:21 left, but 10-0 Indian run from 4:59 to 0:48 capped 31-11 ASU rally that gave visitors' 79-76 lead...Johnson, playing in what proved to be his final career home game, got NU within 79-78 on 13-foot jumper with 0:32 left, grabbed rebound when

Archer missed front end of one-and-one with 0:25 to go, then hit both ends of two-shot free throw situation with 0:14 left for winning points...Scales failed to score for first time in 1988-89, but had career-high 10 assists, equaling season high for Huskers...win gave NU 9-0 Devaney Center record in NIT, and assured a winning season...was NU's only 1988-89 win when opponent shot 50 percent or better from field...first-ever NU-ASU meeting.

Ohio State 85, Nebraska 74

March 20--at Columbus, Ohio

Cornhuskers (74): Richard van Poelgeest 1-3 0-0 2, Beau Reid 4-11 1-2 9, Rich King 2-6 0-0 4, Eric Johnson 9-15 0-0 23, Clifford Scales 2-6 2-2 6, Dapreis Owens 7-11 4-4 18, Pete Manning 1-5 0-0 2, Ray Richardson 3-9 2-2 10. Team 29-66 9-10 74.

Buckeyes (85): Tony White 3-6 0-0 6, Jerry Francis 6-15 0-0 12, Perry Carter 5-7 3-6 13, Chris Jent 1-5 1-2 4, Jamaal Brown 3-6 5-6 13, James Bradley 3-6 2-3 11, Eli Brewster 0-1 0-0 0, Joe Dumas 1-1 2-2 4, Treg Lee 1-1 0-0 2, Steve Hall 0-0 0-0 0, Grady Mateen 6-9 8-9 20, Bill Robinson 0-1 0-0 0. Team 29-58 21-28 85.

Nebraska	37	37	--	74
Ohio State	43	42	--	85

Three-point goals: Nebraska 7-19 (Reid 0-3, Johnson 5-8, Scales 0-1, Richardson 2-7), Ohio State 6-11 (Jent 1-2, Brown 2-3, Bradley 3-5, Brewster 0-1). FG%: Nebraska 43.9, Ohio State 50.0 FT%: Nebraska 90.0, Ohio State 75.0. Rebounds: Nebraska 30 (Reid 7, Owens 7), Ohio State 25 (Carter 12). Personal fouls: Nebraska 20, Ohio State 13. Fouled out: none. Assists: Nebraska 17 (Reid 5, Johnson 5), Ohio State 15 (Jent 5). Turnovers: Nebraska 16, Ohio State 15. Blocked shots: Nebraska 1 (Scales), Ohio State 4 (Carter 3). Steals: Nebraska 4 (Johnson 2), Ohio State 0. Officials: Kerri Smith, Michael Smith, Paul Andrzejewski. Attendance: 13,276.

Game Notes: Nebraska rallied from eight-point first-half deficit to tie on three-point goal by Johnson with 1:16 left in half, but Buckeyes got back-to-back three-pointers from freshman guards Brown and Jent to take 43-37 halftime lead...OSU jumped to 58-42 lead in second half and Huskers rallied within 64-57 with 7:23 to go, but 19-2 Buckeye run put game away...Ohio State played 10th straight game without star guard Jay Burson (broken vertebra)...Johnson's 23 points, his high since second game of season, were helped by school-record-tying five three-point goals...his two steals gave him 68 for the season, breaking the old Nebraska record of 67 set by Brian Carr in 1986-87; he finished his two-year NU career with 128 steals, tying him for second behind Carr (159) with the late Jack Moore...playing some 60 miles from his Mansfield, Ohio, home, Husker freshman Owens scored season-high 18 points, and grabbed seven rebounds, one off season high...NU ended with 17-16 record.

1991 NCAA

Xavier 89, Nebraska 84

March 14--at Minneapolis, Minn.

Musketeers (89): Davenport 5-13, 4-4 17, Williams 0-1 4-4 4, Grant 3-6 9-12 15, J. Walker 5-9 7-11 18, Gladden 9-15 0-0 20, Brantley 2-3 2-4 6, Wilson 2-2 1-2 5, Edwards 1-1 0-0 2, Parker 0-0 2-3 2. Team 27-50 29-40 89.

Cornhuskers (84): Tony Farmer 5-9 5-8 15, Beau Reid 2-12 2-4 6, Rich King 11-17 7-8 25, Keith Moody 1-3 0-0 2, Clifford Scales 4-5 3-4 12, Carl Hayes 7-12 1-3 15, Dapreis Owens 0-1 0-0 0, Eric Piatkowski 3-10 1-1 9. Team 33-69 14-27 84.

Xavier	45	44	--	89
Nebraska	42	42	--	84

Three-point goals: Xavier 6-14 (Davenport 3-8, J. Walker 1-2, Gladden 2-3, Brantley 0-1), Nebraska 4-13 (Farmer 0-1, Reid 0-3, King 1-1, Scales 1-2, Piatkowski 2-6). FG%: Xavier 54.0, Nebraska 47.8. FT%: Xavier 72.5, Nebraska 51.9. Rebounds: Xavier 30 (Grant 10), Nebraska 41 (King 12). Personal fouls: Xavier 22, Nebraska 25. Fouled out: Williams, Farmer. Assists: Xavier 14 (J. Walker 8), Nebraska 17 (King 4). Blocked shots: Xavier 2 (Williams, Edwards), Nebraska 5 (King 2, Piatkowski 2). Steals: Xavier 9 (three with 2), Nebraska 8 (Farmer 2, King 2). Officials: Joseph Silvester, Donnee Gray, Bob Vetkoetter. Attendance: 25,348.

Game Notes: Nebraska's best basketball season in memory ended in disappointment as regional third-seeded Huskers lost to tourney-veteran Xavier...underdog Musketeers jumped to 17-8 lead, and led by as many as 38-26 with 5:12 left in half before Huskers closed half with 16-7 run...making only its second NCAA appearance ever, and first in five years, NU came back to lead three times in second half, the last time at 72-71 on Scales' three-pointer with 7:22 to go...Xavier regained lead for good at 75-74 on J. Walker free throw with 6:03 left...Piatkowski three-pointer pulled NU within 80-79 at 3:12, but Musketeers, making sixth straight NCAA appearance, put on a 9-2 rally for insurmountable 89-81 lead in closing seconds...King's second career three-pointer just before buzzer created final margin...playing in school-record 124th game, King increased career rebound total to final of 761, passing Andre Smith to finish third on NU career chart...crowd was largest to ever see NU play basketball...Huskers' 51.9 percent free-throw shooting (14-of-27) was worst of season...Nebraska finished 26-8, while Xavier went to 22-9, as it lost to Connecticut in second round.

1992 NCAA

Connecticut 86, Nebraska 65

March 19--at Cincinnati, Ohio

Huskies (86): Toraino Walker 3-3 1-2 7, Donyel Marshall 8-14 1-2 19, Dan Cyrulik 3-5 0-0 6, Chris Smith 9-22 3-3 24, Scott Burrell 9-16 0-1 20, Donny Marshall 2-4 2-2 6, Brian Fair 1-4 0-1 2, Nantambu Willingham 0-1 0-0 0, Kevin Ollie 0-3 0-0 0, Richie Ashmeade 1-1 0-0 2. Team Totals 36-73 7-11 86.

Cornhuskers (65): Carl Hayes 5-14 2-3 12, Bruce Chubick 2-7 0-2 4, Derrick Chandler 8-17 1-2 17, Jamar Johnson 1-5 2-2 4, Eric Piatkowski 1-12 0-0 3, Dapreis Owens 4-8 4-7 12, Michael Hughes 2-5 2-4 7, Chris Cresswell 2-4 0-0 6. Team Totals 25-72 11-20 65.

Connecticut	49	37	--	86
Nebraska	34	31	--	65

Three-point goals: Connecticut 7-18 (Marshall 2-3, Smith 3-9, Burrell 2-5, Fair 0-1), Nebraska 4-15 (Hayes 0-2, Johnson 0-2, Piatkowski 1-5, Hughes 1-2, Cresswell 2-4). FG%: Connecticut 49.3, Nebraska 34.7. FT%: Connecticut 63.6, Nebraska 55.0. Rebounds: Connecticut 40 (Burrell 11), Nebraska 49 (Chandler 11). Personal fouls: Connecticut 18, Nebraska 12. Fouled out: none. Assists: Connecticut 13 (Smith 4, Burrell 4), Nebraska 14 (Piatkowski 5). Blocked shots: Connecticut 3 (Marshall 2), Nebraska 5 (Chandler 2). Steals: Connecticut 5 (Burrell 3), Nebraska 2 (Hayes, Hughes). Officials: Jerry Donaghy, Michael Smith, Paul Andrejewski. Attendance: 16,002.

Game Notes: No. 8 seed Nebraska made back-to-back NCAA Tournament appearances for first time ever...game was tied at four-all with 18:38 left in first half, but ninth-seeded UConn scored 10 straight points to take a 14-4 lead at 15:59...NU rallied to within 22-20 at 9:45 on a Cresswell trey, but the Huskies went on a 19-6 run for 41-26 lead with 2:41 to go in half...Huskers trailed by as many as 26 in second half, as they shot 29.7 percent in second half...Chandler was named NU's Chevrolet Player of the Game.

1993 NCAA

New Mexico State 93, Nebraska 79

March 19--at Syracuse, N.Y.

Aggies (93): Cliff Reed 11-13 2-3 24, James Dockery 2-4 0-0 4, Tracey Ware 8-12 2-3 18, Marc Thompson 2-6 1-2 5, Sam Crawford 5-10 7-8 20, Darrin Jackson 4-9 1-2 11, Corey Rogers 3-6 0-0 9, David Lofton 0-0 0-0 0, Chris Lopez 0-0 0-0 0, Mike Schultz 1-1 0-0 2, Juriad Hughes 0-0 0-0 0. Team Totals 36-61 13-18 93.

Cornhuskers (79): Terrance Badgett 2-4 0-0 4, Bruce Chubick 3-7 0-0 6, Derrick Chandler 7-9 1-1 15, Jamar Johnson 3-8 2-4 10, Eric Piatkowski 10-14 6-8 29, Amos Gregory 1-1 0-0 2, Erick Strickland 2-6 0-0 6, Tom Best 0-0 0-0 0, Jaron Boone 1-4 0-0 3, Andre Woolridge 2-8 0-0 4. Team Totals 31-61 9-13 79.

New Mexico State	42	51	--	93
Nebraska	39	40	--	79

Three-point goals: New Mexico State 8-15 (Crawford 3-6, Jackson 2-3, Rogers 3-6), Nebraska 8-24 (Badgett 0-1, Piatkowski 3-5, Johnson 2-6, Strickland 2-6, Woolridge 0-3, Boone 1-3). FG%: New Mexico State 59.0,



The 1991 Nebraska NCAA Tournament team owns the school single-season record for victories with 26 wins during the season.

Nebraska 50.8. FT%: New Mexico State 72.2, Nebraska 69.2. Rebounds: New Mexico State 34 (Reed, Crawford 6), Nebraska 25 (Chandler 10). Personal fouls: New Mexico State 13, Nebraska 19. Fouled out: none. Assists: New Mexico State 25 (Crawford 16), Nebraska 15 (Woolridge, Boone, Strickland 3). Turnovers: New Mexico State 14, Nebraska 14. Blocked shots: New Mexico State 2 (Ware, Thompson), Nebraska 1 (Gregory). Steals: New Mexico State 10 (Crawford 3), Nebraska 11 (Piatkowski 3). Technical foul: Reed. Officials: Tom Harrington, George Watts, John Cahall. Attendance: 14,287.

Game Notes: Nebraska, the East's 10th seed, earned third-straight NCAA Tournament bid...after 2-2 tie, seventh-seeded New Mexico State went on 19-9 run to take 21-11 lead...Aggies built lead to as many as 12 in first half, and were up 40-29 with 4:17 to play, but Cornhuskers' 10-2 run closed gap to 42-39 at halftime...NU tied the game three times in the final half, but after 52-all tie, Aggies scored seven straight points and Nebraska never got closer than five...Piatkowski had career-high 29 points, 17 of which came in the first half...Crawford's 16 assists were most ever in NCAA first or second round tournament game...loss ended Nebraska's season at 20-11, while New Mexico State, which lost in second round to Cincinnati, improved to 26-7...Piatkowski was named NU's Chevrolet Player of the Game.

1994 NCAA

Pennsylvania 90, Nebraska 80

March 17--at Uniondale, N.Y.

Quakers (90): Barry Pierce 11-15 3-3, 25, Shawn Trice 0-0 0-0 0, Eric Moore 7-10 0-3 15, Matt Maloney 3-11 3-5 12, Jerome Allen 6-16 3-8 18, Donald Moxley 1-1 0-0 2, Andy Baratta 0-1 0-0 0, Scott Kegler 3-7 0-0 9, Tim Krug 4-7 0-0 9. Team Totals 35-68 9-19 90.

Cornhuskers (80): Terrance Badgett 4-9 2-6 10, Eric Piatkowski 10-22 3-4 23, Bruce Chubick 5-8 2-3 12, Jamar Johnson 3-10 4-4 11, Jaron Boone 3-5 2-4 8, Erick Strickland 3-9 0-0 7, Tom Best 1-4 2-2 4, Melvin Brooks 2-2 0-0 5. Team Totals 31-69 15-23 80.

Pennsylvania	46	44	--	90
Nebraska	34	46	--	80

Three-point goals: Pennsylvania 11-27 (Kegler 3-6, Maloney 3-8, Allen 3-9, Moore 1-2, Krug 1-2), Nebraska 3-20 (Brooks 1-1, Johnson 1-4, Strickland 1-7, Piatkowski 0-6, Boone 0-2). FG%: Pennsylvania 51.5, Nebraska 44.9. FT%: Pennsylvania 47.4, Nebraska 65.2. Rebounds: Pennsylvania 37 (Pierce 8), Nebraska 43 (Piatkowski, Chubick 8). Personal fouls: Pennsylvania 17, Nebraska 19. Fouled out: none. Assists: Pennsylvania 25 (Maloney, Allen 10), Nebraska 14 (Johnson 5). Turnovers: Pennsylvania 10, Nebraska 13. Blocked shots: Pennsylvania 1 (Trice), Nebraska 2 (Piatkowski, Chubick 1). Steals: Pennsylvania 7 (Moore, Maloney 2), Nebraska 6 (Johnson 2). Technical fouls: none. Officials: Larry Rose, Richard Cartmell, Charles Tanner. Attendance: 16,204.

Game Notes: Big Eight Tournament champion Huskers watched all-time NCAA record fall to 0-5, as Ivy League champion Quakers handed Huskers



The 1992 Nebraska NCAA Tournament team earned the second of four straight NCAA berths.

10-point loss at Nassau Coliseum...Nebraska fell behind by 11 twice in game's first 3:34, but rallied to tie game at 19-all with 10:51 left in opening half...Penn regained lead on an Allen layup seconds later and led the rest of the way, as Huskers never had lead...Quakers led by as many as 15 in opening half, and held 46-34 halftime lead...NU pulled to within six, 50-44, with 15:15 to play, but three straight Penn treys put game away as Nebraska never got closer than eight...Huskers went into the game ranked 22nd in the final AP poll, while Penn was unranked in AP, but No. 25 in CNN/USA Today coaches poll...sixth-seeded Huskers, who recorded back-to-back 20-win seasons for first time and advanced to the NCAA Tournament for the fourth straight year, finished 20-10...Quakers, who entered as East's 11th seed, lost to eventual Final Four entrant Florida in second round after improving to 25-2 with win over NU...for second straight year, Piatkowski was named NU's Chevrolet Player of the Game.

1995 NIT

Nebraska 69, Georgia 61

March 16--at Lincoln, Neb.


Bulldogs (61): Carlos Strong 3-10 2-4 8, Shandon Anderson 8-16 5-5 22, Charles Claxton 0-4 3-6 3, Perth Robinson 0-2 0-0 0, Katu Davis 5-15 0-0 12, Ty Wilson 6-11 0-0 16, Steve Jones 0-0 0-0 0, Curtis Carrington 0-2 0-0 0, Terrell Bell 0-0 0-0 0. Team Totals 22-60 10-15 61.

Cornhuskers (69): Terrance Badgett 5-7 1-2 11, Melvin Brooks 2-6 2-2 6, Mikki Moore 5-10 2-2 12, Erick Strickland 8-19 3-3 21, Jaron Boone 5-13 1-3 11, Chester Surlis 0-4 0-0 0, Tom Wald 3-6 0-0 6, Chris Sallee 0-1 2-2 2, Jason Glock 0-1 0-0 0. Team Totals 28-67 11-14 69.

Georgia	40	21	--	61
Nebraska	37	32	--	69

Three-point goals: Georgia (Anderson 1-3, Robinson 0-2, Davis 2-8, Wilson 4-8, Carrington 0-1). Nebraska (Brooks 0-2, Strickland 2-10, Boone 0-6, Surlis 0-1, Wald 0-1, Glock 0-1). FG%: Georgia 36.7, Nebraska 41.8. FT%: Georgia 66.7, Nebraska 78.6. Rebounds: Georgia 36 (Strong, Anderson 10), Nebraska 44 (Strickland 10). Personal fouls: Georgia 18, Nebraska 13. Fouled out: none. Assists: Georgia 13 (Robinson 7), Nebraska 19 (Boone 6). Turnovers: Georgia 12, Nebraska 9. Blocked shots: Georgia 4 (Claxton 3), Nebraska 3 (Moore 3). Steals: Georgia 6 (Claxton, Davis 2), Nebraska 8 (Badgett, Strickland, Wald 2). Technical fouls: none. Officials: Gerald Seibert, Steve Morris, Keenan Stanley. Attendance: 8,040.

Game Notes: Huskers overcame five-point deficit to end four-game losing streak and keep Devaney Center NIT record perfect (10-0) with a come-from-behind victory...Bulldogs hit 57.7 percent from the field in first half, led by as many as 13 in first half, as NU hit just 40.5 percent from the field in opening frame...NU tied game at 46, 52 and 60 in second half, and took first lead of game with 1:58 left on dunk by Moore that started Huskers on 9-1 run to close game...Moore had five of nine points in late surge...Nebraska only led for game's last 1:58...Strickland had career-high tying 10 rebounds, and turned in third double-double of season with his eighth 20-point outing (21)...win was only one of season for Huskers when trailing with five minutes to play...NU reached 18-win mark for 15th time in school history...first



Nebraska's 1993 NCAA Tournament team.

postseason victory for Nebraska since 81-79 victory over Arkansas State exactly six years earlier.

Penn State 65, Nebraska 59

March 21--at Lincoln, Neb.

Nittany Lions (65): Rahsaan Carlton 7-10 2-3 19, Glenn Sekunda 1-6 0-0 2, John Amaechi 4-7 4-7 12, Dan Earl 4-7 2-2 14, Donovan Williams 0-2 0-0 0, Greg Bartram 3-7 0-0 9, Pete Lisicky 2-11 1-2 7, Michael Joseph 0-0 0-0 0, Phil Williams 1-2 0-0 2. Team Totals 22-52 9-14 65.

Cornhuskers (59): Terrance Badgett 1-3 2-4 4, Melvin Brooks 3-5 1-3 8, Mikki Moore 7-10 1-2 15, Erick Strickland 3-10 3-6 9, Jaron Boone 5-12 1-2 11, Chester Surlis 0-1 0-0 0, Tom Wald 1-5 0-0 3, Chris Sallee 1-1 3-4 5, Jason Glock 2-3 0-0 4. Team Totals 23-50 11-21 59.

Penn State	36	29	--	65
Nebraska	36	23	--	59

Three-point goals: Penn State (Carlton 3-5, Sekunda 0-4, Earl 4-6, Williams 0-1, Bartram 3-4, Lisicky 2-8), Nebraska (Brooks 1-3, Strickland 0-1, Boone 0-1, Wald 1-3, Glock 0-1). FG%: Penn State 42.3, Nebraska 46.0. FT%: Penn State 64.3, Nebraska 52.4. Rebounds: Penn State 39 (Amaechi 10), Nebraska 29 (Strickland 7). Personal fouls: Penn State 19, Nebraska 14. Fouled out: none. Assists: Penn State 17 (Earl 7), Nebraska 19 (Strickland 8). Turnovers: Penn State 17, Nebraska 11. Blocked shots: Penn State 2 (Carlton, Williams 1), Nebraska 3 (Moore 3). Steals: Penn State 3 (Earl, Williams, Lisicky 1), Nebraska 10 (Strickland 4). Technical fouls: none. Officials: Paul Janssen, Terry Davis, David Warfel. Attendance: 10,661.

Game Notes: Nebraska hit 59.1 percent from the field in first half, but could only manage 36-all halftime tie with Nittany Lions...second half saw Huskers run off 12 straight points to take a 48-36 lead with 16:28 left...NU held 56-55 lead with 6:16 left on Moore free throw, but Lions outscored NU 10-3 to finish game...loss ended NU's 10-game NIT home win streak, 16-game homecourt win streak vs. non-league foes and was only second loss in last 48 non-conference games...Penn State's 12 three-point goals were most vs. Huskers on season...Strickland had four steals to move his career total to 196 and his season mark to 89, both school records at game time.

1996 NIT

Nebraska 91, Colorado State 83

March 14--at Fort Collins, Colo.

Cornhuskers (91): Bernard Garner 4-8, 2-4 10, Erick Strickland 7-13, 3-4 19, Mikki Moore 3-9, 4-4 10, Tyronn Lue 4-8, 1-2 11, Jaron Boone 5-9, 2-2 15, Venson Hamilton 0-0, 2-4 2, Terrance Badgett 4-6, 2-2 11, Andy Markowski 0-2, 0-0 0, Tom Wald 3-4, 3-4 11, Chester Surlis 0-0, 2-2 2. Team Totals 30-59, 21-29, 91.

Rams (83): Matt Barnett 4-7, 2-2 11, Delmonte Madison 6-11, 6-6 21, Joe Vogel 8-12, 2-2 18, David Evans 3-13, 2-2 9, Bobby Sellers 5-9, 1-2 11, Jameel Mahmud 2-2, 1-2 5, Ryan Chilton 0-0, 0-0 0, Lorenzo Johnson 2-2, 3-4 7, Bryan Christiansen 0-0, 1-2, 1. Team Totals 30-56 18-22 83.



Nebraska's 1994 NCAA Tournament team.

Nebraska	39	52	--	91
Colorado State	45	38	--	83

Three-point goals: Nebraska 10-17 (Strickland 2-5, Lue 2-4, Boone 3-5, Badgett 1-1, Wald 2-2), Colorado State 5-18 (Barnett 1-2, Madison 3-6, Evans 1-8, Sellers 0-2). FG%: Nebraska 50.8, Colorado State 53.6. FT%: Nebraska 72.4, Colorado State 81.8. Rebounds: Nebraska 30 (Moore 10), Colorado State 28 (Barnett, Vogel 7). Personal Fouls: Nebraska 20, Colorado State 21. Assists: Nebraska 17 (Lue 5), Colorado State 16 (Sellers 7). Fouled out: Nebraska-none, Colorado State-Evans. Turnovers: Nebraska 13, Colorado State 16. Blocked shots: Nebraska 1 (Boone 1), Colorado State 4 (Vogel 2). Steals: Nebraska 5 (Garner 2), Colorado State 7 (Evans 3). Technical fouls: none. Officials: Wayne Unrah, Keenan Stanley, Gerry Pollard. Attendance: 7,261.

Game Notes: Nebraska's 91 total points and 52 points in a half established school postseason records...Nebraska connected on a season-high 10 three-point goals and shot a season-best and NU postseason-record 58 percent (10-17) from behind the arc...Strickland became the first player in Big Eight history to score 1,500 points, record 250 steals, dish out 400 assists and hit 170 three-point field goals...NU had a season-high seven players in double figures, led by Strickland's 19 points...the Huskers rallied from a six-point halftime deficit by shooting 64 percent from the field in the second half...Nebraska took its first lead of the game at 60-58 with 13:52 remaining.

Nebraska 82, Washington State 73

March 19--at Lincoln, Neb.

Cougars (73): Mark Hendrickson 4-9, 4-9 12, Donminic Ellison 3-7, 1-1 9, Shamon Antrum 4-15, 0-0 11, Carlos Daniel 5-6, 0-1 10, Isaac Fontaine 8-14, 1-2 21, Kareem Jackson 0-1, 0-0 0, Chris Scott 0-2, 0-0 0, Tavares Mack 5-9, 0-1 10. Team Totals 29-63 6-14 73.

Cornhuskers (82): Bernard Garner 6-7, 4-5 16, Erick Strickland 5-7, 6-7 18, Mikki Moore 2-3, 1-2 5, Tyronn Lue 1-1, 0-0 2, Jaron Boone 4-11, 0-0 8, Tom Wald 3-5, 4-5 12, Venson Hamilton 2-8, 2-4 6, Terrance Badgett 6-8, 0-0 12, Andy Markowski 1-1, 1-2 3. Team Totals 30-51 18-25 82.

Washington State	37	36	--	73
Nebraska	47	35	--	82

Three-point goals: Washington State 9-24 (Ellison 2-4, Antrum 3-10, Jackson 0-1, Fontaine 4-7, Scott 0-2), Nebraska 4-11 (Strickland 2-3, Boone 0-5, Wald 2-3). FG%: Washington State 46.0, Nebraska 58.8. FT%: Washington State 42.9, Nebraska 72.0. Rebounds: Washington State 33 (Hendrickson 11), Nebraska 30 (Hamilton 12). Personal Fouls: Washington State 23, Nebraska 15. Assists: Washington State 15 (Ellison 5), Nebraska 17 (Boone, Strickland 4). Fouled out: Washington State-Antrum, Daniel, Mack, Nebraska-none. Turnovers: Washington State 22, Nebraska 19. Blocked shots: Washington State 2 (Daniel 2), Nebraska 6 (Garner, Moore 2). Steals: Washington State 13 (Fontaine, Mack 3), Nebraska 10 (Strickland 3). Technical fouls: none. Officials: Eric Harmon, Terry Davis, David Warfel. Attendance: 9,037.

Game Notes: The Huskers advanced to the third round of the NIT for the first time since 1987...NU improved to 11-1 all-time in home NIT contests...Nebraska shot a school postseason-best 59 percent (30-51) from the field...the Huskers tied a postseason school record with six blocked shots...Boone, Strickland and Badgett tied a school record, each playing in their 124th game...Nebraska reached the 18-win mark for the sixth straight season and the 16th time in school history.

Nebraska 83, Fresno State 71

March 22--at Fresno, Calif.

Cornhuskers (83): Bernard Garner 2-6, 2-3 6, Erick Strickland 6-13, 4-4 17, Mikki Moore 4-5, 6-7 14, Tyronn Lue 0-2, 0-0 0, Jaron Boone 5-12, 0-0 13, Tom Wald 3-6, 2-2 10, Venson Hamilton 5-6, 2-2 12, Terrance Badgett 4-6, 1-2 11, Andy Markowski 0-0, 0-0 0. Team Totals 29-56 17-20 83.

Bulldogs (71): Rahsaan Smith 3-6, 0-4 6, Khary Stanley 1-2, 0-2 2, Dominick Young 9-21, 2-2 25, Kendrick Brooks 3-9, 2-4 9, James Gray 3-9, 2-3 9, Gerrit Terdenge 1-3, 0-0 2, Brandon Bakke 0-2, 0-0 0, DeAndre Austin 0-1, 0-0 0, Darnaryl Stamps 0-1, 0-2 0, Darnell McCulloch 7-11, 4-9 18. Team Totals 27-65 10-26 71.

Nebraska	45	38	--	83
Fresno State	40	31	--	71

Three-point goals: Nebraska 8-16 (Strickland 1-4, Boone 3-6, Lue 0-1, Wald 2-3, Badgett 2-2), Fresno State 7-28 (Young 5-17, Brooks 1-6, Gray 1-2, Terdenge 0-1, Bakke 0-2). FG%: Nebraska 51.8, Fresno State 41.5. FT%: Nebraska 85.0, Fresno State 38.5. Turnovers: Nebraska 21, Fresno State 17. Rebounds: Nebraska 35 (Moore, Garner 10), Fresno State 34 (Smith 11). Fouls: Nebraska 18, Fresno State 18. Assists: Nebraska 19 (Strickland 5), Fresno State 13 (Young 6). Fouled out: Nebraska-none, Fresno State-Smith. Blocked shots: Nebraska 6 (Moore 4), Fresno State 1 (Smith 1). Steals: Nebraska 8 (Garner, Wald 2), Fresno State 15 (Young 8). Technical fouls: Nebraska-Hamilton. Officials: Steve Wilson, Andy Rios, Don McAllister. Attendance: 10,132.

Game Notes: Nebraska trailed by as many as 13 points in the first half (24-11), but rallied to take a 45-40 lead into the locker room...the Huskers turned the ball over 17 times in the first half, but committed just four in the second half...NU connected on 17-20 free throws in the contest...for the second straight game, NU tied a school postseason record with six blocked shots...Fresno State's Dominick Young broke NU opponent three-point attempt record with 17, making five...Nebraska connected on more than 50 percent of its field goal attempts for the third straight game.

Nebraska 90, Tulane 78

March 26--at New York City (Semifinals)

Green Wave (78): Correy Childs 5-10, 1-5 11, Jerald Honeycutt 6-16, 4-4 16, Lawrence Nelson 2-3, 1-4 5, Chris Cameron 4-8, 2-2 11, LeVeldro Simmons 5-13, 1-3 12, Patrick Lewis 5-7, 1-2 13, Shun Sheffield 2-5, 0-0 4, Rayshard Allen 0-0, 3-4 3, Keith Harris 1-2, 0-0 3, Khalid Morris 0-0, 0-0 0. Team Totals 30-64 13-24 78.

Cornhuskers (90): Bernard Garner 7-11, 6-9 20, Erick Strickland 6-10, 6-6 20, Mikki Moore 2-2, 1-1 5, Jaron Boone 2-7, 5-6 9, Tyronn Lue 3-6, 8-12 15, Venson Hamilton 4-7, 5-6 13, Terrance Badgett 2-2, 1-4 5, Tom Wald 0-1, 0-0 0, Andy Markowski 1-1, 1-1 3, Chester Surles 0-0, 0-0 0. Team Totals 27-47 33-45 90.

Tulane	41	37	--	78
Nebraska	42	48	--	90

Three-point goals: Tulane 5-16 (Honeycutt 0-4, Cameron 1-3, Simmons 1-3, Lewis 2-4, Harris 1-2), Nebraska 3-8 (Strickland 2-3, Boone 0-2, Lue 1-2, Wald 0-1). FG%: Tulane 46.9, Nebraska 57.4. FT%: Tulane 54.2, Nebraska 73.3. Rebounds: Tulane 30 (Honeycutt 6), Nebraska 35 (Hamilton 9). Fouls: Tulane 27, Nebraska 21. Assists: Tulane 14 (Honeycutt 5), Nebraska 16 (Boone 6). Fouled out: Tulane-Simmons, Lewis, Nebraska-Moore. Turnovers: Tulane 21, Nebraska 25. Blocked shots: Tulane 4 (Nelson 2), Nebraska 4 (Moore 3). Steals: Tulane 16 (Simmons 5), Nebraska 12 (Garner, Hamilton 4). Technical fouls: none. Officials: Bob Donato, William Bush, Tom Lopes. Attendance: 8,346.

Game Notes: Nebraska won an NIT semifinal game for the first time in three tries, after losing in the semifinals in 1983 and 1987...Nebraska posted its 20th victory, marking just the ninth time in school history an NU team

posted 20 wins...for the fourth consecutive game in the NIT, NU shot better than 50 percent from the field and scored more than 80 points...the win marked NU's second over the Green Wave in the NIT, as the Huskers also defeated Tulane in the first round of the 1983 tourney when NU also advanced to New York...Nebraska attempted a postseason school-record 45 free throws and tied a postseason school record with 33 made free throws...the Huskers also had a postseason-record 12 steals...Strickland and Garner each scored 20 points, marking the first time in NU postseason history two players scored 20 or more points in a game.

Nebraska 60, St. Joseph's 56

March 28--at New York City (Championship)

Cornhuskers (60): Bernard Garner 2-3, 0-0 4, Erick Strickland 4-11, 4-4 13, Mikki Moore 4-9, 3-5 11, Tyronn Lue 4-7, 3-3 11, Jaron Boone 4-12, 0-2 11, Tom Wald 1-1, 0-2 2, Terrance Badgett 2-4, 0-0 4, Venson Hamilton 2-5, 0-0 4, Andy Markowski 0-0, 0-0 0. Team Totals 23-52 10-16 60.

Hawks (56): Dmitri Domani 4-6, 2-2 14, Reggie Townsend 8-14, 2-4 18, Will Johnson 2-6, 0-0 4, Mark Bass 1-11, 0-0 3, Rashid Bey 1-8, 1-4 3, Terrell Myers 2-11, 4-6 9, Nemanja Petrovic 2-6, 1-2 5, Duval Simmonds 0-0, 0-0 0. Team Totals 20-62 10-18 56.

Nebraska	34	26	--	60
St. Joseph's	26	30	--	56

Three-point goals: Nebraska 4-10 (Strickland 1-4, Boone 3-4, Lue 0-1, Badgett 0-1), St. Joseph's 6-21 (Domani 4-6, Bass 1-7, Bey 0-2, Myers 1-6). FG%: Nebraska 44.2, St. Joseph's 32.3. FT%: Nebraska 62.5, St. Joseph's 55.6. Rebounds: Nebraska 44 (Moore 13), St. Joseph's 35 (Townsend, Johnson 8). Fouls: Nebraska 19, St. Joseph's 17. Assists: Nebraska 14 (Lue, Boone 4), St. Joseph's 11 (Bey 4). Fouled Out: Nebraska-none, St. Joseph's 17 (Domani 5). Turnovers: Nebraska 20, St. Joseph's 11. Blocked shots: Nebraska 4 (Moore, Hamilton 2), St. Joseph's 3 (Johnson, Petrovic, Simmonds 1). Steals: Nebraska 6 (Strickland 3), St. Joseph's 8 (Myers, Bass 2). Technical fouls: none. Officials: Jim Burr, John Cahill, Donnee Gray. Attendance: 12,464.

Game Notes: Nebraska's NIT Championship was its first national tournament championship of any kind...Nebraska finished first half on an 11-3 run to take a 34-26 lead...Huskers led 47-37 with 10 minutes to play, before St. Joe's went on a 10-0 run to tie game at 47-all...St. Joseph's connected on just 32 percent of its field-goal attempts, the lowest mark against Nebraska in the postseason...Strickland was named the NIT Most Valuable Player, while freshman Lue was named to All-Tournament team...Moore posted his third double-double of NIT...after shooting over 50 percent in its first four NIT games, Nebraska made just 44 percent against Hawks.

1997 NIT

Nebraska 67, Washington 63

March 12--at Lincoln, Neb.

Huskies (63): Mark Sanford 8-15, 3-5 20, Jamie Booker 3-7, 4-4 12, Todd MacCulloch 7-11, 3-5 17, Jan Wooten 2-4, 0-0 4, Donald Watts 1-7, 0-1 2, Chris Thompson 0-1, 0-0 0, Deon Luton 2-5, 0-2 4, Patrick Femerling 1-1, 2-2, 4. Team Totals 24-51 12-19 63.

Cornhuskers (67): Bernard Garner 3-5, 1-2 9, Andy Markowski 1-8, 1-2 3, Venson Hamilton 4-4, 5-6 13, Tyronn Lue 5-15, 2-2 14, Cookie Belcher 4-5, 0-0 9, Larry Florence 2-4, 2-3 6, Mikki Moore 4-6, 1-2 9, Troy Piatkowski 2-5, 0-0 4. Team Totals 25-52 12-17 67.

Washington	36	27	--	63
Nebraska	33	34	--	67

Three-point goals: Washington 3-13 (Booker 2-3, Sanford 1-3, Watts 0-3, Wooten 0-2, Luton 0-2), Nebraska 5-13 (Garner 2-2, Lue 2-6, Belcher 1-2, Piatkowski 0-3). FG%: Washington 47.1, Nebraska 48.1. FT%: Washington 63.2, Nebraska 70.6. Rebounds: Washington 37 (Sanford 13), Nebraska 26 (Hamilton 10). Fouls: Washington 15, Nebraska 16. Assists: Washington 16 (Booker, Watts 4), Nebraska 14 (Moore, Lue 4). Fouled out: Washington-Booker, Nebraska-none. Turnovers: Washington 22, Nebraska 17. Blocked shots: Washington 1 (MacCulloch 1), Nebraska 6 (Hamilton 4). Steals: Washington 10 (Wooten 3), Nebraska 15 (Belcher 6). Technical fouls: none. Officials: Tim Hutchinson, Gerald Seibert, Ed Schumer. Attendance: 6,015.

Game Notes: Nebraska improved to 18-9 in the NIT, 12-1 at home and 7-0 in first-round home games...Nebraska won for third straight time against Washington, narrowing the Huskies' series lead to 6-3...the crowd of 6,015 was the smallest in 13 NU home NIT contests...Hamilton had his sixth double-double in his last eight games...Belcher tied his season high and matched an NU postseason record with six steals...Andy Markowski made his first career start.



Nebraska's 1996 NIT Championship team.

Nebraska 78, Nevada 68

March 18--at Reno, Nev.

Cornhuskers (78): Larry Florence 2-4, 3-4, 7, Bernard Garner 6-11, 4-4, 17, Mikki Moore 9-9, 3-7, 21, Tyronn Lue 6-18, 4-5, 18, Cookie Belcher 1-2, 0-0, 2, Alvin Mitchell 1-5, 0-0, 3, Andy Schwindt 1-1, 0-0, 2, Michael Johnette 0-1, 0-0, 0, Troy Piatkowski 0-2, 2-2, 2, Ryan Phifer 1-1, 0-0, 2, Chad Burbach 0-0, 0-0, 0, Andy Markowski 2-4, 0-0, 4. Team Totals 29-58 16-22 78.

Wolfpack (68): Faron Hand 5-8, 6-9, 16, Paul Culbertson 4-12, 6-8, 17, David Morgan 0-5, 1-2, 1, Jimmy Carroll 2-11, 0-0, 6, Richard Brown 2-7, 1-2, 6, Andre McLeod 0-0, 0-0, 0, Tommy Zapata 1-2, 0-0, 2, Lamont Allen 0-2, 0-0, 0, Tim Barnett 5-9, 0-0, 13, Marvin Wilson 2-7, 0-0, 4, Steve Pienkoski 1-1, 1-2, 3. Team Totals 22-64 15-23 68.

Nebraska	37	41	--	78
Nevada	34	34	--	68

Three-point goals: Nebraska 4-16 (Lue 2-7, Garner 1-3, Mitchell 1-4, Piatkowski 0-1, Johnette 0-1), Nevada 9-26 (Barnett 3-5, Culbertson 3-7, Carroll 2-8, Brown 1-5, Allen 0-1). FG%: Nebraska 50.0, Nevada 34.4. FT%: Nebraska 72.7, Nevada 65.2. Rebounds: Nebraska 41 (Moore 15), Nevada 39 (Hand 9). Fouls: Nebraska 18, Nevada 15. Assists: Nebraska 13 (Lue 4), Nevada 14 (Brown 6). Fouled out: none. Turnovers: Nebraska 18, Nevada 15. Blocked shots: Nebraska 5 (Moore, Florence 2), Nevada 0. Steals: Nebraska 7 (Moore, Belcher 2), Nevada 7 (Culbertson 3). Technical fouls: Nebraska-none; Nevada-Hand. Officials: Tim Gabutero, M. Eggers, David Ferrin. Attendance: 11,275.

Game Notes: Nebraska won its seventh straight game in NIT play and improved to 19-9 in the tournament overall, including 13-3 under Nee...Nebraska picked up its 18th win, seventh straight season Huskers reached 18-win mark...Moore scored 21 points, third-most in his career, and tied his career high with 15 rebounds for his eighth double-double of season and the fourth in two years in NIT play...Moore also tied a school record for most field goals without a miss as he was a perfect 9-9 from the floor...Nevada was the 13th opponent on the season NU held to 40 percent or less from the field.

Connecticut 76, Nebraska 67

March 21--at Storrs, Conn.

Cornhuskers (67): Larry Florence 1-8, 0-0, 2, Bernard Garner 1-8, 0-2, 2, Mikki Moore 9-13, 5-6, 24, Tyronn Lue 7-15, 2-2, 20, Cookie Belcher 4-7, 0-0, 9, Venson Hamilton 4-7, 2-4, 10, Alvin Mitchell 0-0, 0-0, 0, Troy Piatkowski 0-1, 0-0, 0, Andy Markowski 0-3, 0-0, 0. Team Totals 26-62 9-12 67.

Huskies (76): Kevin Freeman 1-5, 7-11, 9, Richard Hamilton 12-14, 6-8, 31, Jake Voskuhl 6-8, 2-2, 14, Rashamel Jones 3-8, 4-4, 12, Ricky Moore 1-6, 6-6, 8, Ruslan Inyatkin 0-0, 0-0, 0, Antric Klaiber 0-1, 0-0, 0, Dion Carson 1-1, 0-0, 2, Monquencio Hardnett 0-1, 0-0, 0, Sam Funches 0-0, 0-0, 0. Team Totals 24-44 25-31 76.

Nebraska	36	31	--	67
Connecticut	27	49	--	76

Three-point goals: Nebraska 6-15 (Lue 4-9, Belcher 1-3, Moore 1-1, Garner 0-2), Connecticut 3-8 (Jones 2-4, Hamilton 1-1, Moore 0-3). FG%: Nebraska 41.9, Connecticut 54.5. FT%: Nebraska 75.0, Connecticut 80.6. Rebounds: Nebraska 31 (Hamilton 6), Connecticut 30 (Voskuhl 8). Fouls: Nebraska 24, Connecticut 13. Assists: Nebraska 8 (Belcher, Markowski 2), Connecticut 13 (Moore 6). Fouled out: Nebraska-Belcher, Connecticut-none. Turnovers: Nebraska 19, Connecticut 20. Blocked shots: Nebraska 4 (Moore, Hamilton 2), Connecticut 10 (Voskuhl 6). Steals: Nebraska 12 (Florence, Moore 3), Connecticut 11 (Voskuhl 3). Technical fouls: none. Officials: Bryan Kersey, Joe DeMayo, Terry Murphy. Attendance: 8,411.

Game Notes: Nebraska's string of seven straight postseason wins ended...NU dropped to 19-10 all-time in NIT play, 13-4 under Nee...Lue finished season with 17 straight double-figure scoring games...he finished third on the NU single-season scoring chart with 603 points...Moore finished with second-highest scoring game of his career with 24 points...Belcher became just fourth Nebraska freshman to score 300 or more points in a season...14-point deficit UConn overcame was largest an NU opponent rallied from for victory and nine-point halftime lead was largest NU surrendered on the season.

1998 NCAA

Arkansas 74, Nebraska 65

March 12--at Boise, Idaho (West Regional)

Cornhuskers (65): Larry Florence 4-11, 0-0, 8, Tyronn Lue 6-14, 4-4 18, Chad Johnson 1-2, 0-0 2, Cookie Belcher 4-12, 0-0 9, Andy Markowski 4-8, 2-2 10, Troy Piatkowski 2-7, 0-0 4, Venson Hamilton 6-7, 2-5 14, Brant Harriman 0-0, 0-0 0. Team Totals 27-61 8-11 65.

Razorbacks (74): Kareem Reid 6-12, 4-5 17, Landis Williams 0-1, 0-0 0, Pat Bradley 5-12, 4-4 19, Nick Davis 3-4, 2-2 8, Sunday Adebayo 3-4, 2-2 8, Tarik Wallace 4-10, 2-2 13, Guy Whitney 0-0, 0-0 0, Ali Thompson 2-3, 5-6 9, Brandon Davis 0-0, 0-0 0, Chris Walker 0-0, 0-0 0, Jason Jennings 0-0, 0-0 0, Derek Hood 0-2, 0-0 0. Team Totals 23-48 19-21 74.

Nebraska	40	25	--	65
Arkansas	33	41	--	74

Three-point goals: Nebraska 3-16 (Lue 2-6, Belcher 1-6, Piatkowski 0-4), Arkansas 9-20 (Bradley 5-10, Wallace 3-7, Reid 1-3). FG%: Nebraska 44.3, Arkansas 47.9. FT%: Nebraska 72.7, Arkansas 90.5. Turnovers: Nebraska 21, Arkansas 22. Rebounds: Nebraska 30 (Hamilton 10), Arkansas 29 (Adebayo, Wallace 6). Fouls: Nebraska 18, Arkansas 13. Assists: Nebraska 14 (Lue 6), Arkansas 7 (Wallace, Reid 2). Fouled out: Nebraska-Hamilton, Arkansas-none. Blocked shots: Nebraska 2 (Hamilton, Markowski 1), Arkansas 2 (Thompson, N. Davis 1). Steals: Nebraska 13 (Belcher 6), Arkansas 6 (Reid, Wallace 2). Technical fouls: none. Officials: Donnee Gray, Reggie Greenwood, Tim Hutchinson. Attendance: 12,159.

Game Notes: Nebraska dropped to 0-6 all-time in NCAA Tournament, 0-5 under Nee...Huskers lost for first time all season when leading with 5:00 left...NU had been 20-0 when leading at five-minute mark...Hamilton became Nebraska's single-season rebounding leader as his 10 boards gave him 315 in 1997-98, bettering Chuck Jura's previous school record of 305...Hamilton finished the season with 17 double-doubles...Lue reached double figures for 12th straight game and 51st time in his last 53 games...he finished the season with 678 points, second on the single-season scoring list and just 26 points behind Dave Hoppen's 1985 single-season record of 704 points...Nebraska's 20 wins tied for the seventh-most in school history...Nebraska failed to defeat a nationally ranked team for first time in eight seasons...with 13 steals, NU upped its season total to 319, breaking the previous record of 315...Belcher tied his career high with six steals to finish season with 75 steals, third on Nebraska single-season chart, and moved into second on career steals list after just two seasons.

1999 NIT

Nebraska 68, UNLV 55

March 10--at Lincoln, Neb.

Rebels (55): Kevin Simmons 1-7, 0-0, 3, Shawn Marion 7-17, 4-4, 18, Issiah Epps 4-4, 2-4, 10, Desmond Herod 3-11, 2-2, 11, Mark Dickel 1-2, 0-1, 2, Brian Keefe 1-3, 0-0, 2, Donovan Stewart 1-3, 0-0, 2, Chris Richardson 1-1, 2-2, 4, Edwin Daniels 1-6, 1-2, 3. Team Totals 20-54 11-15 55.

Cornhuskers (68): Larry Florence 8-14, 0-0, 16, Andy Markowski 2-9, 2-3, 6, Venson Hamilton 4-11, 1-2, 9, Chad Johnson 2-5, 2-2, 6, Cookie Belcher 7-10, 2-2, 17, Cary Cochran 0-2, 0-0, 0, Joe Holmes 0-0, 0-0, 0, Troy Piatkowski 3-4, 0-0, 8, Louis Truscott 3-3, 0-1, 4. Team Totals 29-58 7-10 68.

UNLV	29	26	--	55
Nebraska	31	37	--	68

Three-point goals: UNLV 4-23 (Herod 3-10, Simmons 1-3, Daniels 0-4, Keefe 0-2, Marion 0-2, Dickel 0-1, Stewart 0-1), Nebraska 3-9 (Piatkowski 2-3, Belcher 1-3, Cochran 0-2, Johnson 0-1). FG%: UNLV 37.0, Nebraska 50.0. FT%: UNLV 73.3, Nebraska 70.0. Turnovers: UNLV 20, Nebraska 22. Rebounds: UNLV 31 (Simmons, Marion 8), Nebraska 38 (Markowski 11). Fouls: UNLV 12, Nebraska 17. Assists: UNLV 12 (Dickel 6), Nebraska 20 (Belcher 5). Fouled Out: none. Blocked shots: UNLV 2 (Epps 2), Nebraska 5 (Hamilton 4). Steals: UNLV 11 (Daniels 5), Nebraska 13 (Belcher 5). Technical fouls: none. Officials: David Hall, Ron Zetcher, Bobby Hunt. Attendance: 6,022.

Game Notes: With the victory, Nebraska locked up its second consecutive 20-win season, and 11th overall in school history...Belcher surpassed Erick Strickland to set a new Nebraska career steals record during contest...Hamilton broke the career blocked shots record with four in the game, breaking Mikki Moore's school record...NU improved to 8-0 all-time in first-round NIT home contests and 13-1 overall in home NIT games...Nebraska's 13-point victory tied its largest ever postseason win, equalling 13-point margin in a 79-66 victory over Canisius in the 1984 NIT.



Nebraska's 1998 NCAA Tournament team.

TCU 101, Nebraska 89

March 15--at Fort Worth, Texas

Cornhuskers (89): Larry Florence 7-10, 2-3, 16, Andy Markowski 2-3, 2-2, 6, Venson Hamilton 8-19, 3-5, 19, Chad Johnson 2-8, 1-3, 5, Cookie Belcher 5-14, 3-3, 15, Cary Cochran 7-10, 2-2, 23, Joe Holmes 0-1, 0-0, 0, Troy Piatkowski 0-5, 0-0, 0, Louis Truscott 2-4, 0-0, 5. Team Totals 33-74 13-18 89.


Horned Frogs (101): Marquise Gainous 12-18, 6-7, 30, Lee Nailon 7-9, 5-6, 20, Prince Fowler 6-10, 2-2, 17, Vladimir Jaksic 5-10, 2-2, 15, Ryan Carroll 4-8, 1-2, 11, Shannon Long 2-3, 4-8, 8. Team Totals 36-58 20-27 101.

Nebraska	43	46	--	89
TCU	41	60	--	101

Three-point goals: Nebraska 10-19 (Cochran 7-9, Belcher 2-5, Truscott 1-1, Piatkowski 0-2, Johnson 0-1, Hamilton 0-1), TCU 9-21 (Fowler 3-5, Jaksic 3-7, Carroll 2-5, Nailon 1-2, Gainous 0-1, Long 0-1). FG%: Nebraska 44.6, UNLV 62.1. FT%: Nebraska 72.2, TCU 74.1. Turnovers: Nebraska 15, TCU 16. Rebounds: Nebraska 32 (Hamilton 10), TCU 37 (Gainous 9). Fouls:

Nebraska 20, TCU 14. Assists: Nebraska 15 (Florence, Belcher, Cochran 4), TCU 26 (Fowler, Jaksic 7). Fouled out: Nebraska-Hamilton, TCU-none. Blocked shots: Nebraska 2 (Hamilton, Belcher 1), TCU 10 (Gainous 5). Steals: Nebraska 13 (Belcher 6), TCU 12 (Gainous, Nailon 3). Technical fouls: none. Officials: Dan Chrisman, Eddie Jackson, Bobby Jacobs. Attendance: 7,166.

Game Notes: Nebraska finished season with a 20-13 mark, recording its ninth straight postseason appearance and 11th overall in Nee's 13 seasons...NU's 20 victories marked seventh time under Nee that Huskers have reached that victory plateau...Cochran connected on seven three-pointers in the loss, tying NU then-school record of most three-pointers in a game, previously held by Chris Cresswell...Belcher finished his record-setting steals season with 102 thefts...Hamilton finished his career with Nebraska record totals of 1,080 rebounds, 241 blocked shots and 129 games played...for 12th time in 13 NIT appearances, Nebraska advanced to at least the second round.



Venson Hamilton, who was the 1999 Big 12 Player of the Year, led Nebraska to four straight postseason berths. Hamilton finished his career as NU's career leader in rebounds and blocked shots.



N

THE HISTORY

The History of Nebraska Basketball

by Mike Babcock

As near as anyone can determine, the University of Nebraska was first represented by a men's basketball team on Feb. 2, 1897, just six years after Dr. James A. Naismith set down the rules of the game at the International YMCA Training School in Springfield, Mass.

A team from the Lincoln YMCA was the opponent, and Nebraska posted an 11-8 victory at Grant Memorial Hall, the home of the Huskers for all but two seasons until the Coliseum opened in 1926. The same teams played in Grant Hall three weeks later with a similar result, as NU won 23-14. Nebraska had to rally in the second game. The *Hesperian*, a student newspaper, reported: "At the end of the first half the score stood 9 to 6 in favor of the visitors but during the second half our boys took a brace and some excellent work was done."

Such was the modest beginning of a program that has enjoyed probably its greatest success over the last 11 seasons, with a 220-157 record (.568), nine postseason appearances, including five NCAA Tournaments, a Phillips 66 Big Eight Tournament title in 1994 and the 1996 National Invitation Tournament championship title.

Nebraska doubled its schedule in 1898, losing twice to the Lincoln YMCA and splitting two games with the Omaha YMCA. A 16-12 loss against the Omaha YMCA provided evidence as to why

Nebraska finished 1-3 that season. According to *The Hesperian* account: "The great difficulty of the University team was mere recklessness. Our boys have been playing with a loose interpretation of the rules. The officials were strict and of course the resulting advantage was in favor of Omaha." Then as now, overly aggressive play had its drawbacks.

Nebraska played teams from other universities for the first time in 1899, winning two games against Nebraska Wesleyan and one against Doane en route to the unofficial state championship. The next season, Nebraska played an out-of-state opponent for the first time, defeating the University of Kansas, 48-8, at Lincoln. That game still ranks as the worst loss for a Jayhawk team and was the first for either school against a present-day NCAA Division I school and the first matching present-day Big 12 Conference institutions.

The Kansas team was coached by Dr. Naismith. The Nebraska student yearbook, *Sombrero*, wrote: "A closely contested game was looked for. The Jayhawkers were, however, completely outclassed, the score being 48-8." Based on the victory against Kansas and four other similarly decisive victories, "the basketball team for this year was undoubtedly superior to any in the west," the *Sombrero* concluded. It would be several years before such a claim could be made again.

Nebraska hired its first full-time coach in 1911. E.O. "Jumbo" Stiehm, who scored 24 points against Nebraska as a Wisconsin basketball player in 1908, coached both football and basketball. His first Husker basketball team won 14 of 15 games, its only loss coming at Minnesota, 40-15. The student newspaper, *The Daily Nebraskan*, blamed the loss on Nebraska's inability to adjust to the Gophers' "100-foot floor."

A *Daily Nebraskan* account of Nebraska's 29-28 season-ending victory against Kansas at Lincoln in 1912 provides evidence that some fans' behavior hasn't changed much over the years.

"The game as a whole was entirely unsatisfactory, being marred by rough tactics of the visitors, incompetent work on the part of the referee and interruptions by the audience, which were in part justifiable."

Nebraska shared the Missouri Valley Conference championship with Kansas in 1912 and 1914 and won the title outright in 1913 under Stiehm's leadership. The 1913-14 team was "so fast it took a movie camera to catch 'em," according to the Cornhusker student yearbook. It was described as a "point-a-minute" team, which wasn't quite accurate. Typically,




Chuck Jura earned All-Big Eight honors in 1972 for Head Coach Joe Cipriano.

games lasted 40 minutes (though that wasn't always the case), and Nebraska averaged 30 points per game. Guard Sam Carrier became Nebraska's first All-America basketball player in 1913. He and Carl Underwood led the Huskers to 17 victories in 19 games. Underwood was the Missouri Valley Conference scoring leader with 66 points in 10 conference games.

Nebraska won another conference title outright in 1916, after Sam Waugh replaced Stiehm as the Cornhuskers' coach for one season. Stiehm, who coached the first game of the season before giving way to Waugh, had planned to remain at Nebraska through the basketball season before leaving to become coach and athletic director at Wisconsin. But the Nebraska Athletic Board decided to replace him.

Waugh was succeeded by E.J. "Doc" Stewart, whose three Cornhusker teams had a combined record of 29-23. Nebraska was 22-2 in 1919-20 and 11-3 in 1920-21 under Coach P.J. Schissler. After the 1919-20 season, Schissler challenged the University of Chicago to a game, but to no avail. The Cornhuskers also were invited to a postseason AAU tournament in Atlanta but didn't go.

Schissler's teams played as independents. Nebraska lost its affiliation with the Missouri Valley Conference because of a decision to play a football game against Oklahoma in Omaha in 1919. Conference rules prohibited such games (Oklahoma had not yet joined the Missouri Valley Conference). Nebraska returned to the Missouri Valley Conference in 1921, and Owen Frank replaced Schissler as basketball coach. The remainder of the Roaring 1920s was, for the most



Bus Whitehead was a two-time All-Big Seven selection in 1949 and 1950.



Claude Retherford was the leading scorer on NU's 1949 Big Seven Championship team.

1935-36 and 1936-37. The 1937 team tied Kansas for the Big Six championship, after finishing second to the Jayhawks in 1936.

The 1930s produced four more Cornhusker All-Americans: center Don Maclay in 1931, guard Steve Hokuf in 1933, guard George Wahlquist in 1936 and guard Robert Parsons in 1937. Maclay was the Big Six scoring leader in 1930, scoring 112 points in 10 league games.

Harry Good was hired as head coach in 1946 and after two losing seasons, turned Nebraska's fortunes around. In 1948-49, Good's Huskers went 16-10, tied Oklahoma for the Big Seven regular-season championship and defeated the Sooners, 57-56, in a conference playoff to qualify for an NCAA playoff game. The NCAA Tournament was structured differently then, and the Cornhuskers needed to win that playoff to advance into the NCAA field. They lost to Oklahoma A&M, the Missouri Valley Conference champion, 52-35, at Kansas City, Mo. Coach Henry P. Iba's Aggies went on to finish second to Kentucky, coached by Adolph Rupp, in the NCAA Tournament.

In 1949-50, Nebraska again won 16 games and shared the Big Seven crown with Kansas and Kansas State. That marks the

part, undistinguished.

Basketball was rough and tumble. There was a center jump after every basket and no requirement to cross mid-court in 10 seconds or less. The ball was a lot different, too, more like a medicine ball, which contributed to some dull games.

The most significant event during the 1920s was the building of the Coliseum, which was dedicated on Feb. 6, 1926. The Cornhuskers dropped a 25-14 decision to Kansas in the first game at their new home, which was built at a cost of \$445,000 and seated 8,000 for basketball. Prior to that, Nebraska played most of its home games in Grant Hall, which seated about a fourth as many fans as the Coliseum and was located just to the north of where the Sheldon Art Gallery now stands.

Athletic Director Fred Leuhring arranged for Nebraska to play its home basketball games at the State Fairgrounds Coliseum in 1921, in order to accommodate more spectators. The Cornhuskers played two seasons at the Fairgrounds Coliseum, which had a wider court than Grant Hall.

The first game there was played on Jan. 14, 1921. Nebraska defeated conference opponent Grinnell 31-10 before an audience of 1,500, according to newspaper estimates. After two seasons, the Cornhuskers returned to Grant Hall, which had been remodeled, and continued to play home games there until the NU Coliseum opened.

Nebraska ended the decade with an 11-5 season under Charles T. Black, a former Kansas All-American in 1928-29. In the next 19 seasons, the Huskers had just two winning records, back-to-back campaigns under Coach W.H. Browne in

last time the conference had a three-way tie at the top. "We were King in our day," Claude Retherford once told a newspaper reporter. "They were firing football coaches left and right, but we packed 'em in. Oh, people were interested in football, but basketball was THE game on the Nebraska campus when we played." Retherford earned All-Big Seven recognition in 1949 after leading the conference in scoring with a 12.4 points-per-game average.


The Cornhuskers had another first-team All-Big Seven performer in 1949, Milton "Bus" Whitehead. The 6-10 center from Scottsbluff, Neb., also earned all-conference honors in 1950, when he averaged a then-school-record 15.7 points per game. Whitehead was named to the District V All-America team by Collier's Magazine. Whitehead also was the first Cornhusker selected to play in the East-West All-Star Game in New York City's Madison Square Garden. When he

graduated, Whitehead held nine school scoring records.

Nebraska basketball experienced another drought beginning in 1950-51, with 15 consecutive losing seasons. Despite playing for a team that finished last in the Big Seven in 1952, Husker guard Jim Buchanan earned All-America and all-conference honors. And even though the late Jerry Bush, dubbed the "Big Bear of the Coliseum," never produced a winning team in his nine seasons as head coach at Nebraska, his colorful personality and uncanny ability to fashion upsets kept Cornhusker fans entertained.

The most dramatic upset during Bush's tenure as coach came on Feb. 22, 1958, against Kansas. The Jayhawks featured 7-foot center Wilt Chamberlain and were ranked fourth in the nation when they came to Lincoln. Earlier in the season, the Jayhawks had defeated the Huskers 102-46 at Lawrence, Kan., with Chamberlain matching Nebraska by scoring 46 points. Nebraska scored a 43-41 victory in the rematch, when 5-9 guard Jim Kubacki hit a 15-foot jump shot with two seconds remaining.

But that's only part of the drama. Kubacki, a senior from Toledo, Ohio, spent all but the final 6:53 of the game sitting on the bench in street clothes, forced there by a knee injury and the kind of fate from which legends are built. When the



Andre Smith was the Big Eight Player of the Year for Nebraska in 1981.

Cornhuskers' captain, Gary Reimers, left the game with leg cramps, Kubacki convinced Bush to let him suit up. Four minutes and seven seconds later, Kubacki went into the game. Two minutes and 44 seconds after that, he hit the winning shot.

Bush also had the distinction of coaching the school's first 1,000-point scorer, guard Herschell Turner, who came from Indianapolis, Ind., where he was rated the second-best high school player in the state as a senior, behind only crosstown rival Oscar Robertson. Turner earned All-Big Eight honors in 1960 and ended his Cornhusker career with 1,056 points.

Following the 1962-63 season, Bush was replaced as head coach by Joe Cipriano, who brought the nickname "Slippery Joe" and up-tempo basketball to the Coliseum. His teams pressed full-court and ran a fast-break offense, which led the Big Eight in scoring average in 1966, 1967 and 1968.

Cipriano's first two teams had a combined record of 17-33. But his third team, in 1965-66, was one of the most successful in school history, finishing 20-5 and second to Kansas in the Big Eight. All-Big Eight guard Grant Simmons, the first Cornhusker to earn Academic All-Big Eight honors, was the team's leader.

The 1966-67 team finished 16-9 and made the school's first appearance in the 16-team National Invitation Tournament, played at New York City's Madison Square Garden. Guard Stu Lantz was a

two-time All-Big Eight pick and led the Cornhuskers in scoring and rebounding in both 1966-67 and 1967-68.

Guard Marvin Stewart and center Chuck Jura earned All-Big Eight honors for Cipriano in 1971 and 1972, respectively. Guard Jerry Fort, who finished his career with a then-school-record 1,882 points, was the first Nebraska player chosen first-team all-conference three times, from 1974 through 1976. With Fort's leadership, Nebraska began a string of 14 winning seasons.


In the fall of 1976, Cornhusker basketball moved out of the Coliseum and into the state-of-the-art Bob Devaney Sports Center arena. Located on the State Fairgrounds, the \$13 million athletic complex was financed by a special cigarette tax.

Cipriano coached Nebraska to another 20-victory season in 1977-78. The Cornhuskers, led by All-Big Eight guard Brian Banks, finished with a 22-8 record and advanced to the second round of the NIT. Despite failing health—a battle against cancer that he finally lost—Cipriano shared coaching duties with his assistant, Moe Iba, in 1979-80, and took Nebraska to the NIT again. For their efforts, the duo shared United Press International Big Eight Coach-of-the-Year honors.


Cipriano brought Nebraska into the modern era, coaching 17 seasons and 450 games. His record was 253-197, and those 253 victories represent nearly one-fourth of Nebraska's all-time total. Following Cipriano's death, Iba was named head coach, and he continued Cipriano's winning ways. In Iba's six seasons on the bench, Nebraska was 106-71 and advanced to postseason play four times.

Center Andre Smith was the 1981 Big Eight MVP and twice earned All-Big Eight honors. However, it was the late Jack Moore, a 5-10 playmaker from Muncie, Ind., who captured the hearts of Nebraska fans from 1980 through 1982. Moore earned All-Big Eight honors in 1982, when he won the Naismith Award, given annually to the nation's top player under 6-feet tall. The first three-time academic All-Big Eight pick in Nebraska history, Moore scored 1,204 points and hit .901 from the free throw line during his career.

The cornerstone of Iba's teams from 1983 through 1986 was Omaha, Neb., native Dave Hoppen, a three-time All-Big Eight center and the first Nebraska basketball player to have his jersey number (42) retired by the school. In 1982-83, Hoppen's freshman season, the Cornhuskers were 22-10 and won three games in the NIT before losing to DePaul in the semifinals at



Clifford Scales was a four-year letterman for Nebraska and is one of 22 1,000-point scorers in Husker history.



In six seasons as head coach, Moe Iba guided Nebraska to four postseason appearances, including the school's first-ever NCAA Tournament berth in 1985-86.

Madison Square Garden. The Cornhuskers returned to the NIT each of the next two seasons, advancing to the second round both times.

Hoppen's college career, though, was ended by a knee injury he sustained in a game at Colorado on Feb. 1, 1986. He finished as the school's all-time scoring leader with 2,167 points and broke or tied 19 school records during his four-year stay. After Hoppen's injury, Iba's team regrouped and went on to earn the school's first-ever "official" NCAA Tournament berth. Nebraska lost to Western Kentucky in the first round of the Southeast Regional, 67-59. Following the game, Iba announced his resignation.

On March 27, 1986, Danny Nee was officially introduced as Nebraska's 24th basketball coach. During a news conference to announce his hiring, Nee said a "new era" in Cornhusker basketball was beginning. "I understand I have to win, but I believe we have to play a style people will come to see. Basketball was made to be played up and down the floor. I think people will enjoy it."

Nee's 14 teams appeared in postseason play 11 times and topped the 20-victory mark in seven seasons. In his first season, Nebraska was 21-12 and finished third in the NIT.

After a 13-18 record in his second season, the Cornhuskers got back over the .500 mark with a 17-16 record in 1988-89 and advanced to the

second round of the NIT.

Nebraska missed the school single-season record for losses by one in 1989-90 (10-18), then won a school-record 26 games, with only eight losses, in 1990-91. The Cornhuskers reached the Big Eight Tournament championship game for the first time and advanced to the NCAA Tournament, losing to Xavier 89-84 in the first round of the regionals at Minneapolis, Minn.

The 1990-91 team included two first-round NBA draft picks, senior Rich King and redshirted freshman Eric Piatkowski. The 7-2 King was the tallest player in Cornhusker history.

Piatkowski, Nebraska's sixth-man in 1990-91, went on to win first-team all-conference honors twice. He ranks second on the Cornhuskers' career-scoring list, with 1,934 points and he is the only Nebraska player to finish with at least 1,900 points, 600 rebounds (669) and 300 assists (322).

Three more NCAA Tournament appearances followed the record-shattering 1991 season. In 1992-93, the Huskers registered their highest league finish under Nee by tying for second in the Big Eight.

In addition to reaching the NCAA Tournament for a fourth consecutive season and recording back-to-back 20-victory seasons for the first time in school history, Nee's 1993-94 team made history by winning the school's first Phillips 66 Big Eight Tournament title. The Cornhuskers defeated Oklahoma, Missouri and Oklahoma State, in that order, to earn the tournament championship.

Nebraska's NCAA Tournament run ended at four in 1994-95, but the Huskers kept their postseason streak alive with an NIT berth, advancing to the second round. The 1995-96 team struggled down the stretch but was back in the NIT and capped its season with a run to the



Terrance Badgett was a member of the 1994 Big Eight Tournament title squad and the 1996 NIT Championship team.



Bruce Chubick played on four NCAA Tournament teams in his Nebraska career, spanning from 1991 to 1994.

tournament title.

The Huskers won two games on the road and scored more than 80 points in four of their five games. They finished with a 60-56 victory against St. Joseph's at Madison Square Garden.

"The NIT run was incredible when you look at the teams we beat and how we beat them," Nee said after the remarkable run. "I don't care what anybody says, it was domination."

The 1996 NIT championship team was one of the most talented in school history. Two future NBA players, Erick Strickland and 1998 first-round draft pick Tyronn Lue, were in the backcourt. And two other players on the team scored 1,000 career points, Jaron Boone and freshman Venson Hamilton, who would finish his career in 1999 as the school's all-time leading rebounder and shot-blocker.

Lue's contributions as a freshman to the NIT championship team were only a preview of what was to come. The lightning-quick, 6-0 point guard finished his career as the seventh-leading scorer in school history, and he ranked in the top 10 in 12 other career categories. His leadership carried the 1996-97 Cornhusker team, the first to play in the Big 12, to another NIT appearance.

Behind a late-season run, which included Nebraska's longest conference winning streak in 20 years, Nee's 12th team finished fourth in the Big 12 and returned to the NCAA Tournament. The bid was the Cornhuskers' fifth during the 1990s and extended the school-record postseason run to eight.

The streak reached nine in 1999, as the Cornhuskers just missed an NCAA Tournament bid and advanced to the second round of the NIT. In the process, NU reached the 20-victory mark for a second consecutive season, and Hamilton was named Big 12 Player of the Year.


The optimism that preceded the 1999-2000 season, Nee's last, quickly faded with the loss of guard Cookie Belcher, who was sidelined by a wrist injury and forced to take a medical redshirt. The Cornhuskers were off-balance almost from the beginning of the season and fell far short of expectations.

Even though Nee became the winningest coach in school history in 1999-2000, getting victory No. 254 to pass Joe Cipriano in the Cornhuskers' final home game against Colorado, his final team finished with an 11-19 record. The 19 losses tied for the most in school history.

With Director of Athletics Bill Byrne setting his sites on bringing NU basketball back to national prominence, he hired Barry Collier as the Cornhuskers' new coach on April 5, 2000.

In Collier's first season with the Huskers, Nebraska finished with a 14-16 mark, a three-game improvement over the previous year. Belcher returned to the lineup and led the Huskers with 16.4 points per game to earn second-team All-Big 12 Conference honors while finishing third in NCAA history for career steals with 353.

Nebraska then went 13-15 during the 2001-02 season, but set a solid foundation for the future. The Huskers hit a school-record 267 three-point field goals and had the second-fewest turnovers (317) in school history, both of which ranked in the national top 10, while tying for seventh place in the conference standings. Cary Cochran led the nation at the free-throw line by hitting at a 92.1-percent clip.



Carl Hayes scored 1,136 points to rank 20th on the school's career scoring list.

Nebraska's 1,000-Point Club

1. Dave Hoppen — 2,167 Points

6-11, 235, C, 1983-86, Omaha, Neb. (Benson)




Three-time All-Big Eight center Dave Hoppen finished his career as Nebraska's all-time leading scorer with 2,167 points. Hoppen, whose four-year collegiate career was cut short by a knee injury in a game at Colorado, Feb. 1, 1986, broke or tied 19 Nebraska records and five Big Eight marks during his standout career. A native of Omaha, Neb., Hoppen was the first player in Husker basketball history to have his jersey (42) retired. Originally drafted by the NBA's Atlanta Hawks in the third round of the 1986 draft, he played

with both Charlotte and Philadelphia, and a stint in the CBA. Hoppen was inducted into the Nebraska Basketball Hall of Fame in 1996.

Season	G-GS	FG-FGA	Pct.	FT-FTA	Pct.	Reb.-Avg.	TP-Avg.
1982-83	32-32	163-311	.524	119-159	.784	161-5.0	445-13.9
1983-84	30-30	220-367	.599	158-208	.760	207-6.9	598-19.9
1984-85	30-30	270-418	.646	164-210	.781	258-8.6	704-23.5
1985-86	19-19	151-245	.616	118-147	.803	147-7.7	420-22.1
Totals	111-111	1,804-1,341	.600	559-724	.772	773-7.0	2,167-19.5

2. Eric Piatkowski — 1,934 Points

6-7, 215, F, 1991-94, Rapid City, S.D. (Stevens)



One of only two players in school history to play on four-straight NCAA Tournament teams, Eric Piatkowski finished his career as the second-leading scorer in school history with 1,934 points. The Most Valuable Player in the 1994 Phillips 66 Big Eight Tournament, Piatkowski had a school and tournament-record 42-point outburst in Nebraska's first-round victory over Oklahoma. A two-time first-team All-Big Eight pick, Piatkowski averaged 21.5 points in his final season as a Husker, and became the first player in school history

to score 1,900 points (1,934), grab 600 rebounds (669) and dish out 300 assists (322). A first-round draft pick of the NBA's Indianapolis Pacers, Piatkowski's draft rights were then traded to the Los Angeles Clippers, who he has played with for eight seasons.

Season	G-GS	FG-FGA	Pct.	3Pt FG	Pct.	FT-FTA	Pct.	Reb.-Avg.	Pt.s-Avg.
1990-91	34-1	128-275	.465	44-127	.346	72-86	.837	125-3.7	372-10.9
1991-92	29-28	144-338	.426	47-136	.346	79-109	.725	184-6.3	414-14.3
1992-93	30-30	178-367	.485	48-129	.372	98-129	.760	171-5.7	502-16.7
1993-94	30-30	226-456	.496	63-172	.366	131-165	.794	189-6.3	646-21.5
Totals	123-89	676-1,436	.471	202-564	.358	380-489	.777	669-5.4	1,934-15.7

3. Jerry Fort — 1,882 Points

6-3, 170, G, 1973-76, Chicago, Ill. (Franciscan)



The first Husker basketball player to earn All-Big Eight honors for three-straight seasons, Jerry Fort finished his career with 1,882 points—a record that stood for nine seasons, until Dave Hoppen broke it, Dec. 15, 1985. Fort was a third-round draft pick of the Boston Celtics following his senior season. He scored a then-school-record 40 points against Missouri as a junior. Fort was inducted into the Nebraska Basketball Hall of Fame in 1991.

Season	G-GS	FG-FGA	Pct.	FT-FTA	Pct.	Reb.-Avg.	TP-Avg.
1972-73	26-18	151-349	.433	74-104	.712	106-4.0	376-14.5
1973-74	26-26	207-484	.428	54-88	.614	110-4.2	468-18.0
1974-75	26-26	218-508	.429	89-138	.645	91-3.5	525-20.2
1975-76	27-27	201-452	.445	111-156	.712	87-3.2	513-19.0
Totals	105-97	777-1,793	.433	328-486	.675	394-3.8	1,882-17.9

4. Andre Smith — 1,717 Points

6-7, 215, C/F, 1978-81, Chicago, Ill. (Kennedy)



Andre Smith closed his brilliant four-year career in 1980-81 when he led the Big Eight Conference in scoring with a 19.5 average in league games only. Smith was named the conference's player-of-the-year for his efforts — the last Husker to earn that honor until Venson Hamilton in 1999. He was also a two-time all-conference selection. He scored 1,717 points and grabbed 753 rebounds during his Husker career and was chosen in the seventh round of the 1981 NBA Draft by the Cleveland Cavaliers. He was inducted into the Nebraska Basketball Hall of Fame in 1994.

Season	G-GS	FG-FGA	Pct.	FT-FTA	Pct.	Reb.-Avg.	TP-Avg.
1977-78	30-2	105-190	.533	68-111	.613	144-4.8	278-9.3
1978-79	27-27	146-256	.570	72-110	.655	186-6.9	364-13.5
1979-80	31-31	237-388	.610	126-189	.670	251-8.1	600-19.4
1980-81	26-26	185-314	.589	105-152	.691	172-6.6	475-18.3
Totals	114-86	673-1,148	.586	371-562	.660	753-6.6	1,717-15.1

5. Jaron Boone — 1,609 Points

6-6, 195, G, 1993-96, Salt Lake City, Utah (Skyline)




Boone played in 127 games and started 102 to rank third and fourth, respectively, in school history. Boone became the 17th player in school history to reach 1,000 points, but just the fifth to do so before completing his junior season. Boone earned second-team All-Big Eight honors as a junior and helped Nebraska to the NIT Championship his senior year. Boone's 559 points in his junior season is the seventh-highest single-season output in school history. Boone scored 20-or-more

points 18 times in his career and ranks among the school leaders in three-point goals made (third, 181) and attempted (fourth, 501), assists (third, 446) and minutes (fourth, 3,624).

Season	G-GS	FG-FGA	Pct.	3FG-Att.	Pct.	FT-FTA	Pct.	Reb-Avg	TP-Avg.
1992-93	31-8	76-185	.411	17-57	.298	46-56	.821	72-2.3	215-6.9
1993-94	30-28	138-290	.476	35-95	.368	55-78	.705	78-2.6	366-12.2
1994-95	32-32	199-455	.437	70-182	.385	91-134	.679	106-3.3	559-17.5
1995-96	34-34	162-392	.408	59-167	.353	86-123	.699	92-2.7	469-13.8
Totals	127-102	575-1,327	.433	184-501	.367	274-387	.708	348-2.7	1,609-12.7

6. Erick Strickland — 1,586 Points

6-3, 210, G, 1993-96, Bellevue, Neb. (West)




One of two 1,000-point scorers on the 1995-96 team, Erick Strickland finished his career with 1,586 points. Strickland was a second-team all-conference selection as a senior when he led the team in scoring (14.7) and was named the MVP of the NIT. Strickland played in 127 career games, tied for third in school history and started 84. His 516 points during his senior season rank 12th in school single-season history. A three-time member of the Big Eight All-Defensive Team,

he is second in steals at NU with 257. Strickland scored 20-or-more points 14 times in his career and ranks fourth in three-point field goals made (179), third in three-point field goal attempts (512) and fifth in assists (414). He has spent six years in the NBA and is now a member of the Indianapolis Pacers.

Season	G-GS	FG-FGA	Pct.	3FG-Att.	Pct.	FT-FTA	Pct.	Reb-Avg	TP-Avg.
1992-93	31-6	84-185	.454	32-88	.364	43-59	.729	63-2.0	243-7.8
1993-94	30-13	102-241	.423	41-117	.350	77-95	.811	103-3.4	322-10.7
1994-95	31-31	175-394	.444	54-160	.338	101-139	.727	167-5.4	505-16.3
1995-96	35-34	174-399	.436	52-148	.351	116-141	.823	170-4.9	516-14.7
Totals	127-84	535-1,219	.439	179-512	.350	337-434	.776	503-4.0	1,586-12.5

7. Tyrone Lue — 1,577 Points

6-0, 175, G, 1996-98, Mexico, Mo. (Raytown)




Lue became one of the few Huskers to eclipse the 1,000-point mark by early in his junior season. He finished his career with 1,577 points before turning pro a year early. Lue was a first-round draft pick of the Denver Nuggets and was traded on draft night to the Los Angeles Lakers. He is now a member of the Washington Wizards. In addition to ranking seventh in scoring, Lue ranks in the top 10 in 12 other Husker career categories, including assists (fourth, 432), three-pointers (sixth, 145), games started (sixth, 96) and steals (sixth, 154). Lue started 96 of 99 games in his Husker career and led NU to three straight postseason appearances, including an NCAA berth in 1998.

Season	G-GS	FG-FGA	Pct.	3Pt. FG	Pct.	FT-FTA	.Pct.	Reb.-Avg.	Pts.-Avg.
1995-96	35-34	105-232	.453	20-61	.328	66-96	.688	106-3.0	296-8.5
1996-97	32-30	215-476	.452	47-137	.343	126-155	.813	93-2.9	603-18.8
1997-98	32-32	240-547	.439	78-209	.373	120-145	.828	137-4.3	678-21.2
Totals	99-96	560-1,255	.446	145-407	.356	312-396	.788	336-3.4	1,577-15.9

8. Cookie Belcher — 1,552 Points

6-4, 205, G, 1997-2001, Mexico, Mo. (Mexico)




During the 1999 season, Cookie Belcher became the 21st player in school history to join the Huskers' 1,000-point club. With another stellar campaign in 2001, he moved into the Huskers' all-time top 10, finishing his career with 1,552 points. He was just the eighth player in NU history to reach 1,000 points before the start of his senior season. Belcher made a strong mark on the Husker record books in other areas. He owns the Nebraska game, season and career records for steals and tied the then-single-game record for three-pointers made. For his career, he also ranks in the top 10 on NU's three-point and assist lists and owns the school records for most career starts and games played.

Season	G-GS	FG-FGA	Pct.	3FG-Att.	Pct.	FT-FTA	Pct.	Reb.-Avg.	TP-Avg.
1996-97	33-33	117-256	.457	30-76	.395	41-83	.494	126-3.8	305-9.2
1997-98	32-32	135-305	.443	29-102	.284	55-87	.632	126-3.9	354-11.1
1998-99	32-32	137-320	.428	39-128	.305	64-102	.627	107-3.3	377-11.8
1999-00	4-2	10-16	.625	0-1	.000	4-7	.571	15-3.8	24-6.0
2000-01	30-30	177-394	.449	48-143	.336	90-121	.744	152-5.1	492-16.4
Totals	131-128	576-1,291	.446	146-450	.324	255-400	.638	526-4.0	1,552-11.9

9. Rich King — 1,475 Points

7-2, 260, C, 1988-91, Omaha, Neb. (Burke)




The tallest player in Nebraska history at 7-2, Rich King finished his career with 1,475 points, and then-school records for blocked shots, 183, and games played, 124. King had a big hand in the Huskers' record-breaking 26-8 campaign in 1990-91, as he led the team in scoring (15.5 ppg) and rebounding (8.1 rpg) en route to honorable-mention All-America honors from both AP and UPI. King, who was a first-round draft pick of the Seattle SuperSonics in the 1991 NBA Draft, tied Jerry Fort's then-school single-game scoring record with a 40-point outburst against Northern Illinois, Feb. 18, 1991.

Season	G-GS	FG-FGA	Pct.	3Pt. FG	Pct.	FT-FTA	.Pct.	Reb.-Avg.	Pts.-Avg.
1987-88	29-5	56-108	.519	0-0	---	24-34	.706	84-2.9	136-4.7
1988-89	33-22	136-235	.579	0-0	---	91-139	.655	195-5.9	363-11.0
1989-90	28-21	170-305	.557	0-0	---	110-158	.696	208-7.4	450-16.1
1990-91	34-27	202-352	.574	2-5	.400	120-179	.670	274-8.1	526-15.5
Totals	124-75	564-1,000	.564	2-5	.400	345-510	.676	761-6.1	1,475-11.9

10. Venson Hamilton — 1,416 Points

6-10, 240, C, 1996-99, Forest City, N.C. (Oak Hill Academy)



One of two Huskers to reach the 1,000-point plateau in 1998-99, Venson Hamilton was a four-year standout for Coach Danny Nee. Hamilton finished his career with 1,416 points and ranks 10th on NU's all-time scoring list. His senior season was one of the finest campaigns in school history. For his efforts, Hamilton earned Big 12 Player-of-the-Year honors, the first Husker in 18 seasons to capture that prestigious award. Hamilton still owns NU records for rebounds (1,080) and blocked shots (241) and is second in games played (129). Hamilton was just the fourth player all-time among Big 12 schools to score 1,000 points, grab 1,000 rebounds and block 200 shots in his collegiate career. He was a second-round draft pick of the Houston Rockets.

Season	G-GS	FG-FGA	Pct.	3FG-Att.	Pct.	FT-FTA	Pct.	Reb.-Avg.	TP-Avg.
1995-96	32-1	71-130	.546	0-1	.000	54-100	.540	161-5.0	196-6.1
1996-97	32-25	124-215	.577	0-0	---	96-148	.649	269-8.4	344-10.8
1997-98	32-30	139-269	.517	0-0	---	80-144	.556	315-9.8	358-11.2
1998-99	33-32	194-388	.500	0-1	.000	130-198	.657	335-10.2	518-15.7
Totals	129-88	528-1,002	.527	0-2	.000	360-590	.510	1,080-8.4	1,416-11.0

11. Carl McPipe — 1,300 Points

6-8, 225, C, 1976-79, Hammond, Ind. (Technical)



One-half of the "Hammond Hustlers" (Brian Banks was the other), 'Pipe' and 'BB' provided Nebraska with a great four-year, one-two punch. McPipe, a three-year starter, finished his career with 1,300 points. As a junior, McPipe earned USBWA District V honors and was one of 12 starters designated as an All-American by the Citizens Savings Athletic Foundation. In his final year in a Husker uniform, Banks was a repeat pick on the USBWA team and a fifth-round draft selection of the Philadelphia 76ers.

Season	G-GS	FG-FGA	Pct.	FT-FTA	Pct.	Reb.-Avg.	TP-Avg.
1975-76	20-1	25-67	.373	16-22	.727	58-2.9	66-3.3
1976-77	29-29	183-376	.487	74-108	.685	241-8.3	440-15.2
1977-78	29-29	190-357	.532	65-97	.670	228-7.9	445-15.3
1978-79	26-26	148-326	.454	53-90	.589	196-7.5	349-13.4
Totals	104-85	546-1,126	.485	208-317	.656	723-7.0	1,300-12.5


12. Tom Baack — 1,299 Points

6-5, 192, F, 1966-68, Fort Wayne, Ind. (Concordia)



Tom Baack, a 1995 Nebraska Hall of Fame inductee, finished his career with 1,299 points, a figure that stood as the school record until guard Jerry Fort came along 10 years later. He played on three straight winning NU teams from 1965 through 1968, and helped the Huskers to an NIT appearance in 1966-67—NU's first-ever bid to the nation's oldest postseason tournament. Known for his satin-smooth jump shot, Baack had a 17.3 points-per-game average for his career, which still ranks third in school history. Baack served as an assistant at Nebraska for eight seasons after his playing days. He was selected in the 10th round of the 1968 NBA Draft by the Detroit Pistons.

Season	G-GS	FG-FGA	Pct.	FT-FTA	Pct.	Reb.-Avg.	TP-Avg.
1965-66	25	147-325	.542	92-108	.852	106-4.2	386-15.4
1966-67	25	188-401	.469	73-90	.811	152-6.1	449-18.0
1967-68	25	191-412	.466	82-99	.828	134-5.4	464-18.6
Totals	75	526-1,138	.462	247-297	.832	392-5.2	1,299-17.3

13. Stuart Lantz—1,269 Points**6-3, 175, G, 1966-68, Uniontown, Pa.**

Stuart Lantz teamed with Tom Baack to give Nebraska a potent one-two offensive punch. Lantz finished his career with 1,269 points and 571 rebounds. A two-time All-Big Eight pick, Lantz went on to play eight years in the NBA with four teams (San Diego/Houston Rockets, Detroit Pistons, New Orleans Jazz, Los Angeles Lakers). A charter member of the Nebraska Basketball Hall of Fame, Lantz had his jersey retired in the fall of 1989.

Season	G	FG-FGA	Pct.	FT-FTA	Pct.	Reb.-Avg.	TP-Avg.
1965-66	25	125-290	.431	56-85	.659	199-8.0	306-12.2
1966-67	25	190-368	.516	101-129	.783	193-7.7	481-19.2
1967-68	25	173-349	.495	136-181	.752	179-7.2	482-19.2
Totals	75	488-1,007	.485	293-395	.742	571-7.6	1,269-16.9

14. Chuck Jura—1,255 Points**6-10, 220, C, 1970-72, Schuyler, Neb.**


One of the top all-around centers in Nebraska history, Chuck Jura's 1,255 points rank 14th on the school's all-time list, and trail Stuart Lantz's career total by 14 points. Jura earned All-Big Eight honors as a senior and was an academic All-Big Eight choice, too. One of only six players in school history to average more than 20 points in a season (21.2), Jura ranks third on the all-time rebounding chart (740) and his 305 rebounds in his final season rank third on the NU single-season chart. Like Lantz, Jura was a charter member of the Nebraska Basketball Hall of Fame. A third-round NBA draft pick by the Chicago Bulls, Jura played professional basketball in Europe for several seasons.

Season	G	FG-FGA	Pct.	FT-FTA	Pct.	Reb.-Avg.	TP-Avg.
1969-70	25	99-205	.483	51-86	.593	192-7.7	249-9.9
1970-71	26	181-306	.592	93-160	.594	243-9.3	455-17.5
1971-72	26	220-399	.551	111-181	.613	305-11.7	551-21.2
Totals	77	500-910	.549	255-427	.597	740-9.6	1,255-16.3

15. Larry Florence—1,223 Points**6-5, 220, F, 1997-2000, Phenix City, Ala.**


Forward Larry Florence surpassed the 1,000-point milestone midway through the 1999-2000 season. Florence ranks third at Nebraska in career starts (105) and ranks in a tie for eighth in games played (123). A four-year starter, Florence was Nebraska's captain as a senior and led the Huskers in scoring at 13.0 points per game. In his senior season, Florence earned honorable-mention All-Big 12 honors from the league's coaches. Florence also earned the reputation as a strong defender and a hard worker in the weight room. He was named the Husker Power Male Athlete of the Year for all sports in 1999 and was a three-time men's basketball lifter of the year.

Season	G-GS	FG-FGA	Pct.	3FG-Att.	Pct.	FT-FTA	Pct.	Reb.-Avg.	TP-Avg.
1996-97	30-29	92-240	.383	1-7	.143	41-58	.707	113-3.8	226-7.5
1997-98	30-19	115-259	.444	1-5	.200	37-63	.587	110-3.7	268-8.9
1998-99	33-27	133-262	.508	1-4	.250	73-99	.737	135-4.1	340-10.3
1999-00	30-30	156-389	.401	8-32	.250	69-105	.657	161-5.4	389-13.0
Totals	123-105	496-1,150	.431	11-48	.229	220-325	.677	519-4.2	1,223-9.9

16. Jack Moore—1,204 Points**5-9, 165, G, 1979-82, Muncie, Ind. (Central)**

Jack Moore will long be remembered by Husker faithful for his gummy play on the basketball court. He was honored with the 1982 Naismith Award, which is presented annually to the nation's top player under 6-feet tall. During his four-year career, Moore scored 1,204 points, and shot .901 from the free-throw line — among the all-time best career marks in NCAA Division I history. Moore's .901 free-throw percentage broke the Big Eight record for career marksmanship, which had been held by his coach, Moe Iba. A consensus All-Big Eight selection as a senior, Moore was the first Husker cager to earn first-team academic All-Big Eight honors for three straight seasons, and his 382 career assists stand sixth on NU's all-time chart. Nebraska's MVP Award is named in honor of Moore, who was killed in a March 1984 plane crash. Moore was inducted into the Nebraska Basketball Hall of Fame in 1993.

Season	G-GS	FG-FGA	Pct.	FT-FTA	Pct.	Reb.-Avg.	TP-Avg.
1978-79	20-0	21-61	.344	21-25	.840	19-1.0	63-3.2
1979-80	31-30	137-291	.471	184-211	.872	53-1.7	458-14.8
1980-81	27-27	111-221	.502	118-128	.922	54-2.0	340-12.6
1981-82	27-27	110-257	.428	123-131	.939	58-2.1	343-12.7
Totals	105-84	379-830	.457	446-495	.901	184-1.8	1,204-11.5

17. Brian Carr—1,182 Points**6-0, 165, 1984-87, Guard, Muncie, Ind. (Burriss)**


Brian Carr is the only player in Nebraska history to score 1,000 points and collect more than 600 assists in a career. Carr, who finished his four-year career with 14 Nebraska school records, scored 1,182 points and collected 682 assists. The 682 assists rank as the third-best total in Big Eight history, behind only former Kansas stars Cedric Hunter and Jacque Vaughn. Carr also ranks second in career minutes played at NU. A second-team All-Big Eight selection as a senior (UPI), Carr was a two-time, first-team academic All-Big Eight performer. Carr was inducted into the Nebraska Basketball Hall of Fame in 2001.

Season	G-GS	FG-FGA	Pct.	3FG-Att.	Pct.	FT-FTA	Pct.	Reb.-Avg.	TP-Avg.
1983-84	30-0	59-114	.518	---	.000	19-32	.594	22-0.7	137-4.6
1984-85	30-30	118-210	.562	---	.000	48-58	.828	58-1.9	284-9.5
1985-86	30-30	139-293	.464	---	.000	79-93	.849	51-1.7	357-11.9
1986-87	33-33	131-325	.403	58-157	.369	84-104	.808	47-1.4	404-12.2
Totals	123-93	447-942	.475	58-157	.369	230-287	.801	178-1.4	1,182-9.6

18. Brian Banks—1,150 Points**6-0, 160, G, 1976-79, Hammond, Ind.**


The other half of the "Hammond Hustlers," Brian Banks was a three-year starter at guard for the Huskers from 1976-77 through 1978-79. His best season was as a junior in 1977-78, when he averaged 14 points and helped NU to a 22-8 record and an NIT bid. For his efforts, Banks earned first-team All-Big Eight honors. He was inducted into the Nebraska Basketball Hall of Fame in 1999.

Season	G-GS	FG-FGA	Pct.	FT-FTA	Pct.	Reb.-Avg.	TP-Avg.
1975-76	27-1	42-93	.452	38-49	.776	33-1.2	122-4.5
1976-77	29-29	160-330	.485	66-100	.660	73-2.5	386-13.3
1977-78	30-30	173-351	.493	73-103	.709	84-2.8	419-14.0
1978-79	24-23	96-212	.453	31-46	.674	66-2.8	223-9.3
Totals	110-83	471-986	.478	208-298	.698	256-2.3	1,150-10.5

19. Marvin Stewart — 1,138 Points**6-3, 180, G, 1969-71, Chicago, Ill. (Dunbar)**


Marvin Stewart finished his three-year career with 1,138 points, and is remembered by Husker fans as one of the finest fast-breaking guards in NU history. In his senior season, Stewart averaged 21.4 points, the fourth-best season average in school history, and earned first-team All-Big Eight honors. Stewart owns the distinction of being the only 1,000-point club member to top the mark in fewer than 70 games, as he appeared in 66. Stewart was a second-round draft selection of the NBA's Chicago Bulls in 1971. He was inducted into the Nebraska Basketball Hall of Fame in 1994.

Season	G	FG-FGA	Pct.	FT-FTA	Pct.	Reb.-Avg.	TP-Avg.
1968-69	26	137-321	.426	107-150	.713	66-2.5	381-14.6
1969-70	14	83-174	.477	35-56	.625	28-2.0	201-14.4
1970-71	26	215-426	.505	126-153	.824	54-2.1	556-21.4
Totals	66	435-921	.472	268-359	.747	148-2.2	1,138-17.2

120. Clifford Scales — 1,136 Points**6-2, 170, G, 1988-91, Maywood, Ill. (Westchester St. Joseph)**

A steady player throughout his four-year Nebraska career, Clifford Scales tallied 1,136 points from 1988 through 1991. An honorable-mention All-Big Eight pick as a senior and a member of UPI's All-Big Eight Defensive team, Scales' 177 career steals ranked as the most ever by a Cornhusker cager when he completed his career. One of five double-figure scorers on the 1990-91 Nebraska team at 10.2 points per game, Scales hit a then-school-record 45.6 percent from three-point range as a senior. He co-captained the Huskers' record-setting 26-8 squad during the 1990-91.

Season	G-GS	FG-FGA	Pct.	3FG-Att.	Pct.	FT-FTA	Pct.	Reb.-Avg.	TP-Avg.
1987-88	31-5	71-139	.511	3-10	.300	25-35	.714	41-1.3	170-5.5
1988-89	32-27	122-253	.482	6-19	.316	52-77	.675	91-2.8	302-9.4
1989-90	26-26	112-219	.511	10-24	.417	84-100	.840	93-3.6	318-12.2
1990-91	34-34	136-291	.467	26-57	.456	48-60	.800	110-3.2	346-10.2
Totals	123-96	441-901	.489	45-110	.409	209-272	.768	335-2.7	1,136-9.2

120. Carl Hayes — 1,136 Points**6-9, 200, F, 1990-92, Chicago, Ill. (Westchester St. Joseph)**

An exciting player in the open court, Carl Hayes finished his three-year Nebraska career with 1,136 points, which is tied for 20th on NU's all-time chart along with former high school and college teammate Clifford Scales. A two-time honorable-mention All-Big Eight performer, Hayes was a starter on NU teams that earned back-to-back NCAA Tournament bids in 1991 and 1992, including the Huskers' school-record 26 victories in 1991.

Season	G-GS	FG-FGA	Pct.	3FG-Att.	Pct.	FT-FTA	Pct.	Reb.-Avg.	TP-Avg.
1989-90	28-19	121-261	.464	5-16	.313	92-132	.697	138-4.9	339-12.1
1990-91	34-28	192-390	.492	1-12	.600	75-125	.600	179-5.3	460-13.5
1991-92	28-16	126-294	.429	31-84	.369	54-103	.524	155-5.5	337-12.0
Totals	90-63	439-945	.465	37-112	.330	221-360	.614	472-5.2	1,136-12.6

22. Cary Cochran — 1,082 Points**6-1, 190, G, 1999-2002, Minden, Iowa (Tri-Center)**

One of the most dangerous long-distance threats in Nebraska and Big 12 history, Cary Cochran topped the 1,000-point mark during his senior campaign. Cochran set Nebraska records for career (268), single-season (89) and single-game (8) three-pointers during his senior season. He led the team in scoring at 14.0 points per game as a senior, and led the conference and nation in free-throw percentage by hitting 92.2 percent at the charity stripe. For his career, Cochran was an 89.6 percent shooter from the foul line, and was second in Nebraska history by hitting 42.5 percent from behind the arc. Cochran was an honorable-mention All-Big 12 pick by the coaches as a senior, and earned academic all-district and all-conference honors.

Season	G-GS	FG-FGA	Pct.	3FG-3FGA	Pct.	FT-FTA	Pct.	Reb.-Avg.	TP-Avg.
1998-99	32-0	52-130	.400	39-98	.398	29-31	.935	45-1.4	173-5.4
1999-00	29-11	73-193	.378	62-160	.388	20-25	.800	73-2.5	228-7.9
2000-01	30-23	92-200	.460	78-165	.473	27-31	.871	71-2.4	289-9.6
2001-02	28-28	116-277	.419	89-207	.430	71-77	.922	93-3.3	392-14.0
Totals	119-62	333-800	.416	268-630	.425	147-164	.896	282-2.4	1,082-9.1

23. Herschell Turner — 1,056 Points**G, 1958-60, Indianapolis, Ind. (Shortbridge)**

The first Husker cager to top the 1,000-point mark, Herschell Turner finished his career with 1,056 points. Turner teamed with Al Maxey to provide a strong offensive punch for Coach Jerry Bush's teams in the late 1950s. A first-team All-Big Eight selection as a senior, Turner was a strong rebounder and held NU's single-season rebounding record for 10 seasons (244), until Leroy Chalk grabbed 257 rebounds in 1969. Turner finished his career with 626 rebounds, which ranks 13th on NU's all-time chart. He was a sixth-round draft choice of the NBA's Syracuse Nationals. He was inducted into the Nebraska Basketball Hall of Fame in 1990.

Season	G	FG-FGA	Pct.	FT-FTA	Pct.	Reb.-Avg.	TP-Avg.
1957-58	23	82-211	.389	82-136	.603	189-8.2	246-10.7
1958-59	25	146-361	.404	136-183	.743	244-9.8	428-17.1
1959-60	24	143-326	.439	96-155	.619	193-8.0	382-15.9
Totals	72	371-898	.413	314-474	.662	626-8.7	1,056-14.7

Nebraska 30-Point Club

Points	Player	Opponent	Date	NU Result	Score
42	Eric Piatkowski	****Oklahoma	March 11, 1994	W	105-88
40	Jerry Fort	Missouri	Feb. 22, 1975	W	80-77
	Rich King	Northern Illinois	Feb. 18, 1991	W	82-73
38	Tom Russell	Kansas	Feb. 21, 1962	L	70-73
36	W.W. Walsh	Crete	1906-07	W	82-8
	Tyronn Lue	Virginia	Dec. 27, 1997	W	80-65
35	Herschell Turner	*Missouri	Dec. 30, 1959	W	78-67
	Dave Hoppen	Southern Colorado	Nov. 29, 1984	W	89-67
	Eric Piatkowski	Texas	Nov. 28, 1993	L	75-78
34	W.E. Anderson	Kansas	March 2, 1900	W	48-8
	Bill Johnson	Missouri	Jan. 18, 1954	W	80-72
	Chuck Jura	at Oklahoma State	Jan. 26, 1972	W	64-63
	Jerry Fort	at Kansas State	Jan. 17, 1976	W	65-59
	Andre Smith	Eastern Washington	Dec. 3, 1979	W	82-68
	Tyronn Lue	Western Illinois	Nov. 19, 1997	W	86-57
33	Fred Hare	at Texas	Dec. 18, 1964	L	73-77
	Tom Baack	**Marshall	March 13, 1967	L	88-119
	Marvin Stewart	Nevada-Reno	Dec. 14, 1970	W	116-71
	Chuck Jura	Kansas	Feb. 19, 1972	W	99-78
	Jerry Fort	Missouri	Feb. 16, 1974	W	88-87 (OT)
	Andre Smith	Alabama-Birmingham	Dec. 22, 1979	W	92-84 (4OT)
	Andre Smith	Wisconsin-Oshkosh	Jan. 4, 1980	W	96-72
	Dave Hoppen	***California-Irvine	Dec. 28, 1984	W	73-67
	Dave Hoppen	at Oklahoma State	Jan. 19, 1985	L	66-68
	Eric Piatkowski	Kansas	Feb. 23, 1994	W	96-87
32	Marvin Stewart	Iowa State	Feb. 15, 1969	L	74-75 (OT)
	Marvin Stewart	Iowa State	Jan. 16, 1971	W	84-62
	Jerry Fort	Oklahoma	Feb. 12, 1975	L	57-65 (OT)
	Dave Hoppen	at Colorado State	Jan. 12, 1985	W	88-78 (2OT)
	Dave Hoppen	at Oklahoma	Feb. 6, 1985	L	74-83
	Dave Hoppen	at Montana State	Dec. 14, 1985	W	76-59
	Eric Piatkowski	Oklahoma State	March 2, 1994	W	89-81
31	Herschell Turner	at Missouri	March 2, 1959	W	81-79
	Harold Cebrun	Wyoming	Dec. 2, 1963	W	79-72
	Jerry Fort	*Oklahoma State	Dec. 28, 1973	W	69-62
	Eric Johnson	Creighton	Nov. 26, 1988	W	86-77
	Rich King	Harvard	Dec. 1, 1989	W	117-79
	Jaron Boone	at Colorado	Feb. 8, 1995	W	100-86
	Tyronn Lue	at Colorado	Feb. 21, 1998	W	79-71
30	Don Weber	*Kansas State	Dec. 28, 1953	W	78-74
	Herschell Turner	*Oklahoma State	Dec. 27, 1958	W	55-48
	Herschell Turner	Detroit	Jan. 31, 1959	W	91-77
	Charlie Jones	at Texas Tech	Dec. 1, 1962	W	68-66
	Marvin Stewart	at Missouri	Feb. 27, 1971	L	65-77
	Lee Harris	Texas Christian	Dec. 11, 1972	W	72-58
	Andre Smith	**Michigan	March 6, 1980	L	69-76
	Dave Hoppen	South Dakota	Dec. 1, 1984	W	101-69
	Eric Johnson	Michigan State	Nov. 30, 1989	L	75-77
	Dapreis Owens	Eastern Washington	Dec. 21, 1991	W	102-67
	Jaron Boone	!Oregon	Nov. 25, 1995	W	114-106 (OT)
	Tyronn Lue	!Oregon	Nov. 25, 1995	W	114-106 (OT)
	Tyronn Lue	at Oklahoma	Jan. 25, 1997	L	77-84
	Tyronn Lue	at Iowa State	Feb. 22, 1997	W	74-69 (OT)
	Tyronn Lue	Colorado	Jan. 11, 1998	W	87-72

*Big Eight Holiday Tournament; **NIT; ***Cable Car Classic; ****Phillips 66 Big Eight Tournament ! Big Island Invitational

Nebraska's 30-Point Performances By Player

1. Dave Hoppen (1992-86)	7	12. W.E. Anderson (1899-1900)	1	Total 30-Point Scoring Games: 54
Tyronn Lue (1996-98)	7	Tom Baack (1966-68)	1	Total 30-Point Scorers: 22
3. Jerry Fort (1973-76)	5	Harold Cebrun (1964)	1	NU is 42-12 in games when it has had a player
4. Andre Smith (1978-81)	4	Fred Hare (1965-66)	1	score 30 or more points.
Marvin Stewart (1969-71)	4	Lee Harris (1972)	1	
Herschell Turner (1958-60)	4	Bill Johnson (1952-54)	1	
Eric Piatkowski (1991-94)	4	Charlie Jones (1962-64)	1	
8. Jaron Boone (1993-96)	2	Dapreis Owens (1989-91)	1	
Eric Johnson (1988-89)	2	Tom Russell (1961-62)	1	
Chuck Jura (1970-72)	2	W.W. Walsh (1907-09)	1	
Rich King (1988-91)	2	Don Weber (1952-54)	1	

Nebraska Career Coaching Records (by percentage)

Coach	Season(s)	Years	Games	Won	Lost	Pct.	Conf. Titles
T.P. Hewitt	1900	1	5	5	0	1.000	0
Sam Waugh	1916	1	14	13	1	.929	1
Paul Schlisser	1920-21	2	42	37	5	.881	0
E.O. Stiehm	1912-15	4	70	56	14	.800	3
Frank Lehmer	1897-99	3	10	7	3	.700	0
W.E. Kline	1924-25	2	35	23	12	.657	0
Fred Morrell	1902	1	8	5	3	.625	0
Moe Iba	1981-86	6	177	106	71	.599	0
Danny Nee	1987-2000	14	444	254	190	.572	0 (1 B8T)
Walter Hiltner	1903	1	12	7	5	.583	0
R.G. Clapp	1904-09	6	102	59	43	.578	0
Joe Cipriano	1964-80	17	450	253	197	.562	0 (1 B8HT)
Dr. E.J. Stewart	1917-19	3	52	29	23	.558	0
O.F. Field	1911	1	18	9	9	.500	0
E. Berry	1901	1	6	3	3	.500	0
Charles T. Black	1927-32	6	108	51	57	.472	0
Barry Collier	2001-present	2	58	27	31	.466	0
Harry C. Good	1947-54	8	185	86	99	.465	2
Ernest Bearg	1926	1	18	8	10	.444	0
William Browne	1933-40	8	151	64	87	.424	1
Owen A. Frank	1922-23	2	35	14	21	.400	0
Jerry Bush	1955-63	9	213	81	132	.380	0
T.J. Hewiat	1910	1	16	6	10	.375	0
L.F. Klein	1946	1	20	7	13	.350	0
A.J. Lewandowski	1941-45	5	87	24	63	.276	0
Totals	1897-2002	106	2,338	1,236	1,102	.529	7 (1B8T)



Barry Collier



Danny Nee



Moe Iba



Joe Cipriano



Jerry Bush



Harry Good



L.F. Klein



A.J. Lewandowski



William Browne



Charles T. Black



Ernest Bearg



W.E. Kline



Owen A. Frank



Paul Schlisser



Dr. E.J. Stewart



Sam Waugh



E.O. Stiehm



O.F. Field



T.J. Hewiat



R.G. Clapp



Fred Morrell



E. Berry



T.P. Hewitt



Frank Lehmer

Nebraska Basketball Hall of Fame

The Nebraska Basketball Hall of Fame was the brainchild of longtime Husker athletic supporter Jerry Solomon, who first approached the University about the project in the fall of 1988. Solomon, who along with Jack Bock, Dale Herman and Dale Jensen, provided financial support for the Hall of Fame. The Hall is co-sponsored by the NU Athletic Department and the Rebounders Club.

The first class was inducted in 1989 with 11 members. Since then, 57 players have been inducted into the Hall of Fame, while 17 people have earned the Special Merit Award.

The Huskers saw two former members—Clifford Scales (1988-89-90-91) and Willard Witte (1928-29-30)—enshrined in the Hall in 2002.

After a 13-18 campaign in his first season with the Huskers—Nebraska's first losing season in 15 years—Scales helped Nebraska win 53 games over the next three seasons, including a school-record 26 games in 1990-91. That 1991 squad, which went 26-8 and finished third in the Big Eight with a 9-5 mark, also garnered the Huskers' highest-ever finish in the national polls, as Nebraska completed the season ranked ninth in the UPI poll and 11th in the AP poll.

A 6-2, 170-pound guard from Maywood, Ill., Scales guided the Huskers to a school-record tying 14 straight victories spanning the 1989-90 and 1990-91 campaigns. He started 123 games in his career and finished with 1,136 points, which ties for 20th in the NU record books.

Scales still ranks second in the Husker record books for single-season three-point percentage, as he hit 45.6 percent from behind the arc in 1991. Scales also ranks in the single-season record books for free throw percentage (11th, 84.0 percent in 1990) and steals (9th, 64 in 1991), while ranking third in Nebraska career three-point field goal percentage (40.9), fourth in steals (177), eighth in games played (123) and started (92), eighth in assists (354) and 10th in free throw percentage (76.8).

Joining Scales in the 2002 class, Witte was a three-year letterman for the Huskers in the late 1920s. He guided Nebraska into its first season of play in the Big Six in 1928-29, where NU finished with an 11-5 mark, including a 5-5 record in conference play.

Playing for Coach Charles T. Black, Witte helped NU to three straight third-place finishes in the Big Six Conference, and three straight seasons recording at least a .500 overall record. NU had not finished at or above .500 for three consecutive years since the 1919-20-21 campaigns. Witte is the fourth Husker to play between 1928 and 1930 to be inducted into the Hall, as he joins current Hall of Fame members Steve Hokuf (1930-31-33), Don Maclay (1929-30-31) and Carl Olson (1928-29). Hokuf was a first-team all-conference selection in 1930, and an All-American in 1933, while Maclay was a two-time all-league pick and Nebraska's second All-American in 1931.

Hall of Fame Members (57)

1989 (11)
James Buchanan, 1950-51-52
Sam Carrier, 1911-12-13
Steve Hokuf, 1930-31-33
Chuck Jura, 1970-71-72
Stuart Lantz, 1966-67-68
Don Maclay, 1929-30-31
Robert Parsons, 1936-37-38
Claude Retherford, 1947-48-49
Mathias "Mutt" Volz, 1923-24-25
George Wahlquist, 1933-35-36
Coach Harry Good, 1947-54

1990 (3)
Herschell Turner, 1958-59-60
Milton "Bus" Whitehead, 1948-49-50
Coach Joe Cipriano, 1964-80

1991 (3)
Leroy Chalk, 1969-70-71
Jerry Fort, 1973-74-75-76
Coach Jerry Bush, 1955-63

1992 (4)
Sid Held, 1940-41-42
Sid Ekwall, 1955-56-57
Marvin Stewart, 1969-70-71
Coach W.H. Browne, 1933-40

1993 (4)
Bob Pierce, 1949-50-51
Bill Johnson, 1952-53-54-55
Grant Simmons, 1964-65-66
Jack Moore, 1979-80-81-82

1994 (4)
Bob Cerv, 1947-48-49-50
Tom Russell, 1961-62
Nate Branch, 1965-66-67
Andre Smith, 1978-79-80-81

1995 (4)
Carl Olson, 1928-29
Don Fitz, 1939-40-41
Al Maxey, 1959-60
Tom Baack, 1966-67-68

1996 (7)
Walter Henrion, 1932-33
Gary Reimers 1956-58
Wilson Fitzpatrick, 1958
Bob Grattop, 1968-70
Bob Siegel, 1975-78
Dave Hoppen, 1983-86
Coach Moe Iba, 1981-86

1997 (3)
Elmer Dohrmann, 1936-38
Fred Seger, 1952-54
Tom Scantlebury, 1968-70

1998 (3)
Paul Amen, 1936-38
Willard Fagler, 1952-55
Willie Campbell, 1965-67

1999 (3)
Don Smidt, 1956-68
Jim Kubacki, 1956-58
Brian Banks, 1976-79

2000 (3)
Daryl Petsch, 1962-64
Larry Cox, 1973-76
Stan Cloudy, 1983-84

2001 (3)
Brian Carr, 1984-87
Rich King, 1988-91
Floyd Ebaugh, 1936-38

2002 (2)
Clifford Scales, 1988-91
Willard Witte, 1928-30

Special Merit Award (17)

1989—Ed Childress and Bud Cuca, Lincoln
1990—Paul Schneider, Lincoln
1991—Bob Devaney; Lincoln
1992—Don Bryant, Lincoln
1993—Tony Sharpe, Lincoln
1994—George Sullivan, Lincoln
1995—Jerry Lott, Lincoln
1996—Al Papik, Lincoln
1997—Mel Worster and Woody Varner, Lincoln
1998—Ed Kaplan, Houston, Texas and Jerry Solomon, Lincoln
1999—Lloyd Castner, Columbus and Dick Perry, Lincoln
2000—Larry Frederick, Lincoln
2001—George Andreas, Lincoln



Clifford Scales was inducted into the Nebraska Basketball Hall of Fame in 2002. During his career with the Huskers, he helped Nebraska win 66 games over four seasons, and he still ranks second in the Husker single-season record book after hitting 45.6 percent from three-point range in 1991.

Nebraska Basketball Honor Roll

All-Americans (8)

1913	Sam Carrier, Guard
1931	Don Maclay, Center
1933	Steve Hokuf, Guard
1936	George Wahlquist, Guard
1937	Robert Parsons, Guard
1952	James Buchanan, Guard
1978	Carl McPipe, Center
1986	Dave Hoppen, Center

Academic All-Americans (4)

1981	Jack Moore, second-team, Guard
1984	John Matzke, second-team, Forward
1989	Beau Reid, third-team, Forward
1991	Beau Reid, third-team, Forward

Academic All-Conference (32)

1966	Grant Simmons, Guard
1972	Chuck Jura, Center
1974	Tom Novak, Guard
1975	Larry Cox, Forward/Center
1976	Larry Cox, Forward/Center
1978	Curt Hedberg, Forward
1979	Curt Hedberg, Forward
1980	Jack Moore, Guard
1981	Jack Moore, Guard
1982	Jack Moore, Guard
1984	John Matzke, Forward
1985	John Matzke, Forward
	Dave Hoppen, Center
1986	John Matzke, Forward
	Brian Carr, Guard
1987	Brian Carr, Guard
	Bill Jackman, Forward
1988	Henry T. Buchanan, Guard
1989	Beau Reid, Forward
1990	Rich King, Center
1991	Beau Reid, Forward
1992	Bruce Chubick, Forward
1993	Bruce Chubick, Forward
1994	Bruce Chubick, Forward
1995	Jason Glock, Guard
1996	Leif Nelson, Center
	Erick Strickland, Guard
1997	Andy Markowski, Forward
1998	Andy Markowski, Forward
1999	Andy Markowski, Forward
2002	Cary Cochran, Guard
	Brian Conklin, Forward

No team selected from 1967 through 1971.

All-Conference Huskers (42)

Missouri Valley (10)

1909	W.W. Walsh, Forward
1910	H.O. Perry, Forward
1911	J.P. Gibson, Forward
	O.A. Frank, Guard
1913	Ross Haskell, Forward
	Sam Carrier, Guard
1919	Carl Jackson, Forward
1925	Orr Goodson, Center
	Mathias "Mutt" Volz, Guard
1927	Clark Smaha, Forward

Big Six (8)

1930	Don Maclay, Center
1931	Steve Hokuf, Guard
1933	Steve Hokuf, Guard
1936	George Wahlquist, Forward

1937	Robert Parsons, Guard
1938	Robert Parsons, Guard
1941	Sid Held, Guard
	Don Fitz, Guard

Big Seven (4)

1949	Claude Retherford, Guard
	Milton "Bus" Whitehead, Forward
1950	Milton "Bus" Whitehead, Forward
1952	James Buchanan, Guard

Big Eight (18)

1960	Herschell Turner, Guard
1966	Grant Simmons, Guard
1967	Stuart Lantz, Guard
1968	Stuart Lantz, Guard
1971	Marvin Stewart, Guard
1972	Chuck Jura, Center
1974	Jerry Fort, Guard
1975	Jerry Fort, Guard
1976	Jerry Fort, Guard
1978	Brian Banks, Guard
1980	Andre Smith, Center
1981	Andre Smith, Center
1982	Jack Moore, Guard
1984	Dave Hoppen, Center
1985	Dave Hoppen, Center
1986	Dave Hoppen, Center
1993	Eric Piatkowski, Guard
1994	Eric Piatkowski, Guard

Big 12 (2)

1998	Tyronn Lue, Guard
1999	Venson Hamilton, Center

Big Eight Coach of the Year (6)

1966	Joe Cipriano (AP)
1978	Joe Cipriano (UPI)
1980	Moe Iba (AP/UPI)
	Joe Cipriano (UPI)
1981	Moe Iba (UPI)
1991	Danny Nee (AP/UPI)

Big Eight/Big 12 Player of the Year (2)

1981	Andre Smith (AP/UPI)
1999	Venson Hamilton (AP/Coaches)

Big Eight Freshman of the Year (2)

1993	Erick Strickland (AP/Coaches)
------	-------------------------------

World University Games (2)

1985	Dave Hoppen, Center (Silver)
1993	Eric Piatkowski, Guard (Gold)

World Championships (1)

1954	Bill Johnson, Forward (Gold)
------	------------------------------

USA 22 & Under World Championships (1)

1997	Tyronn Lue, Guard (Fifth)
------	---------------------------

U.S. Olympic Festival (3)

1983	Dave Hoppen, Center (Bronze)
	Moe Iba, Coach, North (Bronze)
1991	Eric Piatkowski, Guard (Gold)

Note: Piatkowski was named to the 1991 U.S. Olympic Festival All-Tournament Team.

NABC All-Star Game (3)

1972	Chuck Jura, Center
1991	Rich King, Center
1994	Eric Piatkowski, Guard

Postgraduate Scholars (5)

NCAA (4)

1972	Al Nissen
1986	John Matzke
1987	Bill Jackman
1991	Beau Reid

Big Eight (1)

1976	Kent Reckaway
------	---------------

Huskies in The NBA Draft

The first NBA draft of collegiate players was held following the 1947-48 season, but the league did not begin to keep records of team-by-team draft lists until 1952. Here is a list of Cornhusker players drafted by the NBA since 1949, with the round, if known, in parenthesis.

1949	Claude Retherford, St. Louis Bombers
1950	Bus Whitehead, Chicago Stag
1951	Bob Pierce, Indianapolis Olympians
1952	Jim Buchanan, Celtics
1954	Bill Johnson, Celtics
1960	Herschell Turner, Syracuse Nationals (6th)
1966	Grant Simmons, Bullets
1967	Willie Campbell, SuperSonics (15th)
1968	Stuart Lantz, Rockets (3rd)
	Tom Baack, Pistons (10th)
1970	Jim Brooks, Rockets (12th)
1971	Marvin Stewart, 76ers (2nd)
	Leroy Chalk, Celtics (13th)
1972	Chuck Jura, Bulls (3rd)
1974	Brendy Lee, Hawks (10th)
1976	Jerry Fort, Celtics (3rd)
1979	Carl McPipe, 76ers (5th)
1981	Andre Smith, Cavaliers (7th)
1982	Jack Moore, K.C. Kings (9th)
1986	Dave Hoppen, Hawks (3rd)
1991	Rich King, SuperSonics (1st/14th pick)
1994	Eric Piatkowski, Pacers (1st/15th pick)
1998	Tyronn Lue, Nuggets (1st/23rd pick)
1999	Venson Hamilton, Rockets (2nd/50th pick)

Note: Nate Branch was drafted by the American Basketball Association's Oakland franchise in 1967; Stuart Lantz was drafted by Oakland in 1968; Marvin Stewart was drafted by the New York Nets in 1971; and Chuck Jura was selected by the Utah Stars in 1972.

Nebraska Basketball From A to Z...

A A A

Academic All-Conference—NU has had 32 first-team picks. The Huskers trail only Kansas in all-time first-team academic all-conference selections.

Academic All-Americans—The Huskers have produced four.

All-Americans—Nebraska has had eight.

Armory—Home of Husker basketball until the NU Coliseum opened its doors in the mid-1920s.

Attendance—Nebraska has averaged more than 10,000 fans in 17 of its 26 seasons in the Devaney Sports Center.

B B B

Baack, Tom—Ranks 12th on school's all-time scoring list with 1,299 points and served as an assistant coach under Moe Iba.

Belcher, Cookie—Belcher holds Nebraska single-game, season and career steals records, along with the Big 12 steals record at 353. He owns NU's career record for games played, games started and minutes played.

Big 12—One of the nation's toughest basketball conferences comprised of Nebraska, Kansas, Kansas State, Iowa State, Oklahoma, Oklahoma State, Missouri, Colorado, Baylor, Texas, Texas A&M and Texas Tech. Formed in 1994, Nebraska is in its seventh season of Big 12 play.

Big Eight—Nebraska's conference from 1960 until 1996.

Boone, Jaron—Husker swingman from 1993 to 1996 who ranks in the top five in nine career stat categories. Boone is sixth in scoring (1,609), third in assists (446), tied for third in games played (127) and fourth in career starts (102).

Branch, Nate—Went on to fame with the Harlem Globetrotters.

Browne, William—Guided Huskers to 1937 Big Six title.

Bush, Jerry—Known as the "Big Bear of the Coliseum," this popular Husker coach guided NU from 1955 to 1963, and directed two of the greatest upsets ever — a 43-41 victory over top-ranked Kansas and Wilt Chamberlain, and a 55-48 victory over No. 4 Kansas State and Olympian Bob Boozer during the 1957-58 campaign.



Jaron Boone played on four postseason tournament teams at Nebraska, including NCAA teams in 1993 and 1994.

C C C

Carr, Brian—Nebraska's all-time assist leader, with 682 from 1984 to 1987.

Carrier, Sam—First Husker cager to earn All-America honors (1913).

Chalk, Leroy—Second on Nebraska's all-time rebounding list with 782 boards.

Cipriano, Joe—Second-winningest coach in school history with all-time mark of 253-197 from 1964 through 1980.

Coliseum—Home of Nebraska basketball from 1926-27 season through 1975-76 campaign.

D D D

Day, Bernard—Ranks as highest scoring junior college transfer in school history with 802 points from 1985 to 1987.

Devaney, Bob—Longtime Nebraska football coach and athletic director who passed away in May of 1997. Nebraska's homecourt, the Bob Devaney Sports Center, which opened its doors for the 1976-77 season, bears his name. The Devaney Center underwent a major facelift for the 1999-2000 season with new instant replay screens, a new sound system, new lighting system and a revamped concourse.

E E E

Ekwall, Rex—Standout for NU in mid-1950s whose 10.4 career rebound average still ranks as a school record.

ESPN—The national cable network which features a Big 12 game on its weekly "Big Monday" package.

F F F

First-Round Draft Choices—Nebraska had three in the 1990s, Rich King (1991), Eric Piatkowski (1994) and Tyronn Lue (1998).

Fort, Jerry—First three-time first-team All-Big Eight selection in school history who finished his career with 1,882 points.

G G G

Good, Harry—Served as NU head coach from 1947 through 1954 and guided the Huskers to shares of the 1949 and 1950 Big Seven titles. He was enshrined into the Citizens Savings College Basketball Hall of Fame in 1975.

H H H

Hamilton, Venson—The 1999 Big 12 Player of the Year and Nebraska's all-time leader in rebounds and blocked shots.

Hammond Hustlers—Nickname given to Hammond, Ind., natives Brian Banks and Carl McPipe, who finished their careers with 1,150 and 1,300 points, respectively.

Hare, Fred—His follow-up basket at the buzzer with no time left gave Nebraska a 74-73 upset of No. 1 Michigan and Cazzie Russell in Lincoln during the 1964-65 season.

Hokuf, Steve—Standout all-around athlete who earned first-team all-conference honors in football, won the Big Six javelin title and earned All-America and all-conference honors in basketball.

Hoppen, Dave—NU's all-time leading scorer with 2,167 points who was the second three-time first-team All-Big Eight pick in school history and the first player in school history to have his jersey number (42) retired.

I I I

Iba, Moe—The son of legendary coach Henry P. Iba, Moe posted 106 wins on the Husker bench from 1981 to 1986 and guided the school to its first "official" NCAA Tournament berth in 1986.

International—The NCAA allows schools to take a foreign trip once every four years, allowing the Huskers to visit Australia (1988) and Europe (1992).

J J J

Johnson, Bill—Grabbed a school single-game record 26 rebounds against Iowa State, Jan. 4, 1954.

Jura, Chuck—Earned first-team All-Big Eight honors on the court and in the classroom as a senior in 1972.

K K K

Kansas—The Jayhawks and Huskers first met on March 2, 1900, a game that was the first matching of present-day Big 12 opponents.

King, Rich—Became the first first-round NBA draft pick in school history when the Seattle SuperSonics selected him with the 14th selection of the 1991 draft.

Kubacki, Jim—Hit game-winning jumper to beat No. 1 Kansas and Wilt Chamberlain, 43-41, during the 1957-58 season.

L L L

Lantz, Stuart—Two-time first-team All-Big Eight pick (1967-68) who went on to an eight-year NBA career and had his Husker jersey number (24) retired in 1989.

Lehmer, Frank—First basketball coach in school history (1897-99), he finished career with a 7-3 record.

Lue, Tyronn—1998 All-Big 12 pick who ranks seventh in career scoring at Nebraska and is tied for the school record with seven 30-point games. A first-round NBA draft pick in 1998.

M M M

Maclay, Don—Earned All-America honors in 1931.

Moore, Jack—One of the most popular Cornhuskers ever, he earned the 1982 Naismith Award as the nation's top player under six feet. Nebraska's most valuable player award is named in honor of Moore, who was killed in a 1984 plane crash.

Matzke, John and Stan—Stan lettered from 1952 through 1955, while his son John was a second-team Academic All-America pick in 1984.

N N N

National Basketball Association—Twenty-four Huskers have been drafted by NBA teams over the years. Three Huskers – Eric Piatkowski, Erick Strickland and Tyronn Lue – are active in the league in 2002-03.

National Invitation Tournament—NU has made a Big 12-leading 12 appearances in the nation's oldest postseason tournament. NU captured the 1996 tournament title, defeating St. Joseph's in Madison Square Garden.

NCAA Tournament—The Huskers have earned six bids to the "Big Dance," including five bids in the 1990s.

Nee, Danny—Winningest coach in Nebraska history, who posted a 254-190 record in 14 seasons from 1986 to 2000 and led NU to 11 postseason appearances.

O O O

Overtime—The Huskers are 51-34 all-time in OT games.

P P P

Parsons, Robert—Two-time first-team All-Big Six performer who earned All-America honors in 1937.

Phillips 66—Title sponsor for Big 12 Tournament.

Polish Rifle—Nickname of two-time All-Big Eight pick and 1994 Big Eight Tournament MVP Eric Piatkowski, Nebraska's second all-time leading scorer. He is a member of the NBA's Los Angeles Clippers.

Postseason—Nebraska has made 18 postseason appearances.

Q Q Q

Quadruple—Nebraska and UAB played four overtimes on Dec. 22, 1979, (NU won 92-84), in the school's longest game ever.

R R R

Rankings—Nebraska posted its highest year-end national rankings ever in 1990-91, finishing at No. 9 in UPI and No. 11 in AP.

Rebounder's Club—Booster organization for NU basketball.

Retherford, Claude—Leading scorer on NU's 1949 Big Seven championship team and a two-time first-team all-conference selection.

S S S

Sauer, George—The only Husker football All-American to earn a basketball letter, he was an All-America fullback in 1933 and lettered on the hardwood in 1932 and 1933.

Simmons, Grant—First-team All-Big Eight pick in 1966 and the school's first first-team academic All-Big Eight selection.

Smith, Andre—1981 Big Eight Player of the Year, the last conference player of the year before Venson Hamilton in 1999.

Stewart, Marvin—The only player in school history to reach the 1,000-point plateau in fewer than 70 career games.

Stiehm, E.O.—NU's First full-time basketball coach (1912-15) and the only man in conference history to win league titles in football (1912, 1913, 1914) and basketball (1912, 1913, 1914) in the same year.

Strickland, Erick—A three-year starter for Nebraska who is second on the Huskers' steals list and sixth in scoring. Strickland is a member of the NBA's Indianapolis Pacers.

T T T

Three-Pointers—Nebraska hit a school-record 267 three-pointers during the 2001-02 campaign, crushing the previous mark of 194 in 1993-94. Brian Carr hit the first three in school history in a game at Cal-Irvine during the 1986-87 season.

Titles—Nebraska has won or shared seven league titles, none though since the 1949-50 campaign. NU did capture the 1994 Phillips 66 Big Eight Tournament title.

Turner, Herschell—First NU player to score 1,000 career points.

U U U

Upset—NU has knocked off three No. 1 teams, handing Kansas a 43-41 loss in 1958, Michigan a 74-73 loss in 1964-65 and Missouri a 67-51 loss at Columbia during the 1981-82 campaign. Nebraska nearly added a top-ranked victim in 1996-97 when it took Kansas to overtime before losing 82-77, and another in 2001-02 when it fell to Kansas by just one point, 88-87, at home when NU hit a school-record 18 three-pointers.

V V V

van Poelgeest, Richard—Born in The Netherlands, van Poelgeest was a four-year letterwinner for Coach Danny Nee's team from 1987 through 1990.

Volz, "Mutt"—First-team All-Missouri Valley Conference guard in 1925.

W W W

Wahlquist, George—All-America guard on NU's 1936 Big Six championship team.

Walsh, W.W.—Was the first first-team all-conference performer in school history (1909).

Whitehead, Bus—Two-time first-team All-Big Seven pick and the catalyst of the Huskers' 1949 and 1950 league title teams. Recently named as the captain of NU's all-time basketball team.

X X X

Xavier—Ended Nebraska's most successful basketball season ever by handing the No. 3 seed Huskers an 89-84 loss in the first round of the 1991 NCAA Tournament at Minneapolis, Minn.

Y Y Y

YMCA—Nebraska's first basketball game was played against a team from the Lincoln YMCA, Feb. 1, 1897.

Z Z Z

Zero—Number of losing seasons in the Devaney Center.



Leroy Chalk held the Nebraska career rebounding record for 28 years before Venson Hamilton surpassed his mark during the 1999 season.

Nebraska Basketball Lettermen, 1897-2002

Note: Lettermen lists are not available for 1894, 1895, 1897, 1904 and 1906. The year listed is for the year in which the season ended. For example 1918 represents the 1917-18 season.

AAA

Adkins, R.F., 1918
Akromis, Bernard, 1951
Amberson, A.B., 1910
Amen, Paul, 1936-37-38
Anderson, Chuck, 1980
Anderson, Kenneth, 1947-49
Anderson, R.D., 1899
Anderson, R.R., 1900
Anderson, W.E., 1899-1900
Andresen, Roy H., 1925-26-27
Antulov, Bob, 1964
Artman, Allan, 1942-43-44
Arwood, Jim, 1956-57-58

BBB

Baack, Tom, 1966-67-68
Babson, (no first name) 1901
Badgett, Terrance, 1993-94-95-96
Bailey, Russell, 1919-20-21
Bailous, Anthony, 1986-87
Baker, Howard, 1935-36-37
Banks, Brian, 1976-77-78-79
Bargen, Jed, 1988-89
Barger, Gerald, 1932
Barry, Donald, 1946
Barth, Phil, 1960
Beerle, Wilmer J., 1924-25-26
Beers, F.R., 1905
Bekins, Melvin, 1920-21
Belcher, Cookie, 1997-98-99-01
Belka, Robert, 1933
Bell, Dwight, 1907-08-09
Bell, Paul, 1905-07-08
Benedict, M., 1903
Berwald, Lance, 1980-81
Best, Tom, 1993-94
Black, Leo, 1924-25
Bloss, Dale, 1945
Boeker, Justin, 2001-02
Bohac, Adam, 2001-02
Boich, Arnold, 1955
Booker, Kenny, 2000
Boone, Jaron, 1993-94-95-96
Bornschelegl, Larry, 1963
Boswell, Hubert, 1932-33
Bottorf, John, 1942-43
Bowers, Bill, 1960-61-62
Bradford, Steffon, 2000-01
Branch, Nate, 1965-66-67
Brooks, Jim, 1969
Brooks, Melvin, 1994-95
Brothers, Ralph, 1896
Brown, Burton, 1943
Brown, Darren, 1986
Brown, John, 1926-27-28
Brown, Joseph, 1946-47-48-50
Bryan, Tom, 1969-71
Buchanan, Demetrius, 1985
Buchanan, Henry T., 1987-88
Buchanan, James, 1950-51-52
Buckendahl, Ross, 1999-2000-02
Buel, Duane, 1954-55-56
Burbach, Chad, 1997-98
Burke, A.G., 1896

Burrus, R.M., 1905-07-08
Buuck, A. Allen, 1960-61

CCC

Cahill, John, 1959
Caldwell, James, 1977
Campbell, H.W., 1916-17
Campbell, Willie, 1965-66-67
Carman, Frank, 1921-22
Carr, Brian, 1984-85-86-87
Carrier, Sam, 1911-12-13
Cassidy, Fred, 1943
Cauble, Ken, 1968-69-70
Cebrun, Harold, 1964
Cech, Henry, 1948-49-50
Cerv, Bob, 1947-48-49-50
Chalk, Leroy, 1969-70-71
Chambers, Phil, 1975
Chandler, Derrick, 1992-93
Chesnut, Ben, 2001
Christline, Cal, 1971-72-73
Chubick, Bruce, 1991-92-93-94
Clemmons, Brennon, 2002
Cloudy, Stan, 1983-84
Coard, Eric, 1975-76-77
Cochran, Cary, 1999-2000-01-02
Coker, Fred, 1974
Collins, J.C., 1917
Collins, Ray, 1979-80-81-82
Conklin, Brian, 2001-02
Conklin, Leonard, 1931
Cook, Thomas, 1946
Coppie, Leland, 1932-33-34
Cortelyou, S.V., 1899-1900-01-02
Coufal, Norman, 1955-56
Cox, Larry, 1974-75-76
Cox, Rodney, 1947-48-49
Cozier, Kenneth J., 1923-24
Cresswell, Chris, 1990-91-92
Cunningham, Bill, 1979
Curran, Sammy, 1980

DDD

Damm, Jim, 1966-67-68
Davey, G. Seldon, 1930-31
Davison, Charles Minot, 1931-32
Davison, Matt, 2000
Day, Bernard, 1986-87
Despot, Srebrenko, 1978
Dewitz, Rufus, 1924
Dock, Titus, 1984
Doebele, Dudley, 1956-57
Dohrmann, Elmer, 1936-37-38
Dolezal, Eric, 1989
Downing, Greg, 1980-81-82-83
Dworak, Thomas, 1944

EEE

Ebaugh, Floyd, 1936-37-38
Eckelman, Eric, 1979
Ekstrom, Fred, 1924-25-26
Ekwall, Rex, 1955-56-57
Eldridge, Bruce, 1918
Elliott, N.J., 1903
Elliott, Robert, 1937-38-39
Elliott, Thomas, 1926-27-28
Elson, Kenneth, 1942-43
Empkey, Frank, 1966-67
Enright, Mark, 1974
Erwin, Steve, 1973-74-75
Extrom, LeGrand, 1952

FFF

Fagler, Willard, 1952-53-54-55
Farmer, Tony, 1991
Ferguson, J.M., 1903
Ffriend, Kimani, 2000-01
Fields, Rodney, 2000-01
Fisher, Morris, 1929-30-31
Fitz, Don, 1939-40-41
Fitzgibbon, John, 1941-42-43
Fitzpatrick, Wilson, 1958
Florence, Larry, 1997-98-99-2000
Flothow, Paul, 1917
Flynn, W.H., 1917
Ford, Kedrick, 2001-02
Fort, Jerry, 1973-74-75-76
Frank, O.A., 1911-12
Fredstrom, Paul, 1952-53

GGG

Galter, Morris, 1944
Gardner, Charles, 1916
Gardner, J., 1916
Garner, Bernard, 1996-97
Gates, Bob, 1950
Gerelick, Philip, 1926-27
Gerhart, H., 1918
Gibson, J.P., 1911-12
Gillilan, Charles, 1919
Gilreath, Ivan, 1981
Glock, Jason, 1992-94-95-96
Goetze, Hartmann, 1940-41-42
Gohde, George, 1928
Good, Joseph, 1951-52-53
Goodson, Orr, 1924-25
Grace, Harvey, 1928-29-30
Gratopp, Bob, 1968-69-70
Graves, Allen, 1958
Gregory, Amos, 1993
Gregory, Tom, 1971-72
Gribble, George, 1942
Grimm, Lloyd, 1937-38-39
Grupe, Ivan, 1961-62-63
Gutleben, J.S., 1896

HHH

Hagensick, E.H., 1905
Hagensick, Ed, 1902
Hahn, Robert, 1945
Hale, Leland, 1935-36-37
Hamilton, Venson, 1996-97-98-99
Hanzlik, M., 1912-14
Hare, Fred, 1965-66
Hare, Jerry, 1954
Harriman, Brant, 1998
Harris, Lee, 1972
Harris, Rickey, 1974-75-76-77
Harry, Robert, 1958-59-60
Hartley, Harold, 1921
Haskell, Ross, 1912-13-14
Hassler, Francis, 1943
Hawkins, Earl, 1913-14-15
Hay, John, 1940-41
Hayes, Carl, 1990-91-92
Hecox, Fred, 1945-46
Hedberg, Curt, 1975-77-78-79
Heimos, Dan, 2002
Heinzelman, Robert, 1942-43
Held, Sidney, 1940-41-42
Henrion, Walter, 1932-33
Hester, Wayne, 1958-59-60

Hewitt, I.P., 1902-03
Hiltner, A.H., 1910-11-12
Hiltner, W., 1903
Hinckley, Ryan, 1997
Hoar, J.W., 1903-05-07
Hoemann, Vic, 1945
Hoffman, J.F., 1991-92
Hokuf, Stephen, 1930-31-33
Holder, Allen, 1976-77
Hollins, Kenneth, 1944-45
Holm, Elmer, 1927-28-29
Holmes, Joe, 1999
Hoppen, Dave, 1983-84-85-86
Howard, Terry, 1957
Howard, Warren, 1914
Hubka, Ernest, 1918
Huge, Jim, 1961-63
Hugg, Ed, 1914-15-16
Hughes, Brett, 1982-83
Hughes, Michael, 1992
Hussey, John W., 1920
Hutchinson, W.C., 1910-11
Hyde, Leslie E., 1913

III

Ideus, Chad, 1996
Ingersoll, A.E., 1909-10

JJJ

Jackman, Bill, 1985-86-87
Jackson, Carl, 1918-19
Jackson, Don, 1973
Jackson, Jack, 1939
Jackson, Stanley, 1977
Jackson, W.C., 1917
Jensen, Clifford, 1930
Johnette, Michael, 1997-98
Johnson, Bill, 1987-88
Johnson, Chad, 1998-99
Johnson, Eric, 1988-89
Johnson, Handy, 1982-83
Johnson, Jamar, 1992-93-94
Johnson, Lenard, 1982-83
Johnson, William, 1952-53-54
Jones, Charles, 1962-63-64
Jones, W.A., 1910
Jungmeier, Walter, 1920
Jungmeier, Wesley, 1920
Jura, Chuck, 1970-71-72

KKK

Kacer, Oldyn, 1919
King, Lyle, 1940-41-42
King, Rich, 1988-89-90-91
Kipper, Paul, 1951
Kirlin, Albert, 1947
Klepser, Merritt J., 1923-25-27
Knutzen, Owen, 1943
Koca, Todd, 1988-89
Koehler, J.P., 1901-02
Koenig, Robert, 1945
Kohl, Adam, 1922
Korte, Robert, 1946
Kortus, Joel, 1963-64-65
Koster, George, 1931-32
Kovanda, William, 1937-38-39
Kowalke, James, 1959-60-61
Krake, L.S., 1905-07
Krall, Robert, 1928-29
Kubacki, Jim, 1956-57-58
Kuhlman, Elza, 1944

LLL

Lantz, Stuart, 1966-67-68
 Lawry, Anton, 1947-48-49-50
 Lawson, Wm. Vinton, 1926
 Leacox, Robert, 1935-36
 Lebsack, Gayle, 1946-47
 Lee, Brendy, 1972-73-74
 Leitner, Roger, 1967-68
 Lenser, Kurt, 1932
 LeRossignol, Curt, 1971-72
 Letts, Madison, 1932
 Lewandowski, A.J., 1928-29-30
 Lively, Kelly, 1989-90-91
 Livingston, Dale, 1946
 Livingston, Leslie, 1940-41-42
 Loder, Dwight, 1934
 Logan, Chris, 1985-86
 Lue, Tyronn, 1996-97-98
 Lundholm, William, 1959
 Lunney, Kenneth, 1932-33-34

MMM

MacFarlane, Dave, 1980
 Maclay, Donald, 1929-30-31
 Malecek, Joseph, 1949-50
 Mann, Kyle, 1998
 Manning, Pete, 1988-89
 Markowski, Andy, 1996-97-98-99
 Marquiss, Warren, 1943
 Marsh, Ricky, 1973-74
 Marshall, Harvey, 1985-86
 Martin, Sam, 1968-69-70
 Martin, Val, 1976
 Martz, Mike, 1984-85-86-87
 Mason, Paul, 1932-33-34
 Matson, C.E., 1896
 Matzke, John, 1982-84-85-86
 Matzke, Stan, 1952-53-54-55
 Mauch, Arthur, 1931-32
 Maxey, Al, 1959-60
McCarty, Marques, 2002
 McDonald, Paul, 1977
 McPipe, Carl, 1976-77-78-79
 McVicker, Mark, 1977-78-79-80
 Mercier, Bob, 1951
 Mielenz, Frank, 1926
 Mitchell, Alvin, 1997
 Moller, Cliff, 1969
 Moody, Keith, 1990-91
 Moore, Bob, 1978-79
 Moore, Curtis, 1984-85
 Moore, Jack, 1979-80-81-82
 Moore, James, 1984
 Moore, M.S., 1899
 Moore, Mikki, 1994-95-96-97
 Morrell, (no first name), 1912
 Morrison, C.C., 1899
 Morrison, C.E., 1896
 Moser, W.A., 1905-07
 Mosser, Cornelius, 1948
Muhleisen, Jake, 2002
 Mulvaney, Charles, 1946
 Munger, Glen, 1922
 Munn, Glen B., 1929
 Munn, Glenn, 1928
 Munn, Monte, 1920-21
 Munson, Bob, 1971
 Myers, C.B., 1914-15
 Myrthil, Gerard, 1978-79

NNN

Naderer, Mike, 1978-79-80-81
 Nagl, (no first name), 1912

Nannen, Lyle, 1956-57
 Nannen, Neil, 1962-63-64
 Nelson, Douglas, 1944
 Nelson, H., 1916-17
 Nelson, Lawrence, 1936
 Nelson, Leif, 1996
 Neubert, Keith, 1984-86-87
 Newman, Richard, 1919-20-21
 Newton, B.A., 1903
 Nielson, R., 1901
 Nissen, Al, 1970-71-72
 Novak, Terry, 1975-77-78
 Novak, Tom, 1972-73-74

OOO

Olson, Carl, 1928-29
 Othmer, Kenneth, 1927-28
 Owen, L.R., 1911
 Owens, Dapreis, 1989-90-91-92

PPP

Page, Theodore, 1927
 Parsons, Robert, 1936-37-38
 Parsons, Rollin, 1933-34-35
 Parsons, Ronald, 1957
 Patty, Jesse, 1919-20
 Pearson, Brice, 1965
 Perry, H.O., 1908-09-10
 Peterson, Arthur, 1945
 Peterson, Mike, 1970-71-72
 Petrashek, G.L., 1909-10
 Petsch, Daryl, 1962-63-64
 Phifer, Ryan, 1997-98
 Phillips, Albert, 1918
 Phipps, Hansel, 1931
 Piatkowski, Eric, 1991-92-93-94
 Piatkowski, Troy, 1997-98-99
 Pickett, John, 1919-20
 Pierce, Robert, 1949-50-51
 Pillsbury, M.P., 1899-1902
 Pitcaithley, Harry, 1939-40
 Placek, E.E., 1896
 Ploetz, John, 1978
 Ponce, David, 1983-84
 Poynter, Floyd, 1920
 Puelze, Dennie, 1962-63

RRR

Ramos, Jose, 1991
 Randall, Albert, 1939-40-41
 Raymond, I., 1902
 Reckewey, Kent, 1973-74-75
 Reid, Beau, 1988-89-90-91
 Reimers, Gary, 1956-57-58
 Reiners, Al, 1966
 Rekeweg, Jeff, 1987-88
 Renfro, Claude, 1981-82-83
 Renzelman, Gary, 1953-54-55
 Retherford, Claude, 1947-48-49
 Reynolds, Burch, 1919
 Richardson, Ray, 1989-90
 Riddell, Ted, 1917
 Riddlesbarger, W.P., 1922-23
 Riehl, Tony, 1971-72-73
 Robinson II, John, 2001-02
 Robinson, Magnus, 1946
 Rooney, Patrick, 1944
 Roots, Al, 1960-61
 Roy, William, 1955
 Russell, R.C., 1920-22
 Russell, Thomas R., 1961-62
 Rutherford, R.B., 1914-15-16

SSS

Sallee, Chris, 1995-96
 Sandbulte, Gerald, 1952-53
 Sandstedt, James, 1946
 Sauer, George, 1932-33
 Scales, Clifford, 1988-89-90-91
 Scantlebury, Tom, 1968-69-70
 Scarlett, Trent, 1982-83
 Schleiger, Richard, 1947-48-49
 Schmidt, A.C., 1909-10
 Schmidt, A., 1908-09
 Schneider, Leo, 1946
 Schwindt, Andy, 1997
 Sealer, Joel, 1985-86-87
 Seger, Fred, 1952-53-54
 Shaver, Dan, 1967
 Shellenberg, E., 1918-19-20
 Shields, P., 1915-16
 Shields, Paul, 1947-48
 Shipwright, Richard, 1959
 Shoecraft, Jerry, 1979-80-81-82
 Siegel, Bob, 1974-75-76-77
 Simmons, Grant, 1964-65-66
 Simmons, Ron, 1966-67-68
Simms, Corey, 2002
 Sladovnic, Charles, 1962
 Smaha, Clark, 1925-26-27
 Smidt, Don, 1956-57-58
 Smith, Andre, 1978-79-80-81
 Smith, Austin, 1920-21-22
 Smith, Charles L., 1954-55-56
 Smith, H.B., 1899
 Smith, Richard, 1988
 Smith, Ronnie, 1984-85
 Smith, Terry, 1982-83
 Smith, Todd, 1999
 Snyder, James, 1951
 Sorensen, Harry, 1934-35-37
 Spear, John, 1922
 Spear, Wallace, 1918-19
 Spears, Jerry, 1964-65
 Sprague, Leon, 1926
 Srb, Richard, 1947-48-49
 Stange, Drew, 1981-82
 Stebbins, (no first name), 1900
 Steinbrook, Lee, 1995
 Stewart, Marvin, 1969-70-71
 Stipsky, Ed, 1931
 Stone, Charles, 1967
 Story, C.M., 1899
 Strahan, James, 1945
 Strickland, Erick, 1993-94-95-96
 Stromer, Byron, 1918
 Stryker, Herbert, 1912-13
 Surles, Chester, 1995-96
 Svehla, Matt, 1988-89
 Swank, George, 1959
 Swett, Rex, 1960-61-62

TTT

Tallman, Frank, 1938-39-40
 Tangeman, Robert, 1944
 Taylor, Ron, 1974-75
 Theisen, Ralph, 1916
 Therien, Robert, 1939-40
 Thom, Jim, 1956
 Thomas, (no first name), 1901
 Thomas, Dwight P., 1918
 Thomas, Grant, 1938-39
 Thomas, Ryan, 2000-01
Thomas, Wilson, 2001-02
 Thompson, John, 1941-42-43
 Thornton, Marcus, 2001
 Tipton, Milo, 1923-24-25

Tipton, Paul, 1922
 Torrens, Lee, 1969-70
 Truscott, Louis, 1999-2000
Turek, John, 2002
 Turner, Herschell, 1958-59-60

UUU

Underwood, Clinton, 1912-13
 Usher, Willard O., 1923-24-25

VVV

Vacanti, Charles, 1940
 Van Poelgeest, Richard, 1987-88-89-90
 Vance, Deak, 1986
 Vick, Derrick, 1987-88
 Vincent, William, 1962-63
 Volz, Mathias G., 1923-24-25
 Von Seggern, Dale, 1968-69-70

WWW

Wagner, Robert, 1967-68
 Wahlquist, George, 1933-35-36
 Wald, Tom, 1995-96
 Walin, Elmer, 1961
 Walker, Danny, 2000
 Walker, G.E., 1899
 Wall, Jan, 1960-61
 Walsh, Larry, 1950
 Walsh, W.W., 1907-08-09
 Walton, Kenny, 1981-82-83
 Ward, Harrison, 1951
 Warfield, G.A., 1896
 Warren, (no first name), 1901
 Warren, Glen, 1921-22-23
 Waterman, R.L., 1900
 Watters, F.E., 1911
 Watts, Randy, 1971-72
 Webb, Coley, 1964-65-66
 Weber, Don, 1952-53-54
 Wells, William, 1954-57
 Werner, Alton, 1937-38-39
 Wertz, L.E., 1917
 West, Tim, 1980
 Whitaker, Henry, 1934-35-36
 White, Anthony, 1984-85
 Whitehead, Milton, 1948-49-50
 Widman, Harvey, 1934-35-36
 Williams, Eric, 1980-81-83-84
 Williams, Rodney, 1998
 Willis, Stephen, 1975-76
 Wilnes, Norman, 1950-51
 Wischmeier, B. Scott, 1932
 Witte, Willard, 1928-29-30
 Wood, Wilbur S., 1908-09-10
 Woolridge, Andre, 1993
 Wortmann, Craig, 1999-2000
 Wright, Earl, 1963-64
 Wyant, Harlan, 1924

YYY

Yaffee, Irvin, 1939-40
 Yates, James, 1961-64
 Young, Max, 1941-42-43

Season-By-Season Summary of Husker Hoops

Year	All Games		Conference		Coach	Conference Finish	Highlights, Notes
	W	L	W	L			
1896-97	2	0	0	0	Frank Lehmer	None	both games seven-on-seven
1897-98	1	3	0	0	Frank Lehmer	None	all games against YMCA teams
1898-99	4	0	0	0	Frank Lehmer	None	Neb. Wesleyan first collegiate foe
1899-1900	5	0	0	0	T.P. Hewitt	None	first meeting with Kansas
1900-01	3	3	0	0	E. Berry	None	win streak reaches 13 games
1901-02	5	3	0	0	Fred Morrell	None	
1902-03	7	5	0	0	Walter Hiltner	None	
1903-04	9	5	0	0	R.G. Clapp	None	Wisconsin is first Big Ten foe
1904-05	11	5	0	0	R.G. Clapp	None	
1905-06	12	2	0	0	R.G. Clapp	None	
1906-07	10	6	0	0	R.G. Clapp	None	then-school record 12 wins
1907-08	9	10	4	2	R.G. Clapp	2nd, Missouri Valley	NU record 74-point win vs. Crete
1908-09	8	15	5	5	R.G. Clapp	2nd, Missouri Valley	first losing season in 10 years
1909-10	6	10	6	2	T.J. Hewiat	2nd, Missouri Valley	W.W. Walsh, first-team MVC
1910-11	9	9	6	6	O.F. Field	2nd, Missouri Valley	E.O. Perry, first-team MVC
1911-12	14	1	8	0	"Jumbo" Stiehm	1st, Missouri Valley	J.P. Gibson, A.O. Frank, All-MVC
1912-13	17	2	10	0	"Jumbo" Stiehm	1st, Missouri Valley	NU won season's final nine games
1913-14	15	3	7	0	"Jumbo" Stiehm	1st, Missouri Valley	Sam Carrier, Ross Haskell,
1914-15	10	8	8	4	"Jumbo" Stiehm	2nd, Missouri Valley	All-MVC; Carrier, All-American
1915-16	13	1	12	0	Sam Waugh	1st, Missouri Valley	third straight undefeated MVC record
1916-17	12	10	4	8	Dr. E.J. Stewart	5th, Missouri Valley	lost first league game in four years
1917-18	7	7	4	5	Dr. E.J. Stewart	5th, Missouri Valley	perfect 12-0 in Missouri Valley
1918-19	10	6	10	6	Dr. E.J. Stewart	3rd, Missouri Valley	
1919-20	22	2	0	0	Paul Schlisser	None	Carl Johnson, All-MVC pick
1920-21	15	3	9	1	Paul Schlisser	2nd, Missouri Valley	then-NU record 22 wins stood for
1921-22	8	9	8	8	Owen A. Frank	tie 4th, Missouri Valley	71 seasons, no conference affiliation
1922-23	6	12	5	11	Owen A. Frank	6th, Missouri Valley	
1923-24	11	7	10	6	W.E. Kline	3rd, Missouri Valley	
1924-25	12	5	11	5	W.E. Kline	2nd, Missouri Valley	Orr Goodson, Mutt Volz, All-MVC
1925-26	8	10	7	7	Ernest Bearg	5th, Missouri Valley	first season in NU Coliseum
1926-27	12	6	7	5	Charles T. Black	4th, Missouri Valley	Clark Smatha, All-MVC pick
1927-28	7	11	7	11	Charles T. Black	tie 7th, Missouri Valley	all games against league opponents
1928-29	11	5	5	5	Charles T. Black	3rd, Big Six	first season of play in Big Six
1929-30	9	9	6	4	Charles T. Black	3rd, Big Six	Don Maclay, first-team All-Big Six
1930-31	9	9	6	4	Charles T. Black	3rd, Big Six	Don Maclay, All-American
1931-32	3	17	2	8	Charles T. Black	6th, Big Six	Steve Hokuf, first-team All-Big Six
1932-33	3	13	2	8	William H. Browne	tie 5th, Big Six	
1933-34	7	11	5	5	William H. Browne	4th, Big Six	Hokuf, All-Big Six, All-American
1934-35	6	12	3	7	William H. Browne	5th, Big Six	
1935-36	13	8	7	3	William H. Browne	2nd, Big Six	George Wahlquist, All-Big Six,
1936-37	13	7	8	2	William H. Browne	tie 1st, Big Six	All-American
1937-38	9	11	4	6	William H. Browne	tie 3rd, Big Six	shared Big Six title, Robert Parsons
1938-39	7	13	3	7	William H. Browne	5th, Big Six	All-Big Six, All-American
1939-40	6	12	2	8	William H. Browne	tie 4th, Big Six	Parsons, All-Big Six
1940-41	8	10	6	4	A.J. Lewandowski	3rd, Big Six	
1941-42	6	13	4	6	A.J. Lewandowski	4th, Big Six	Sid Held, Don Fritz, All-Big Six
1942-43	6	10	5	5	A.J. Lewandowski	tie 3rd, Big Six	
1943-44	2	13	1	9	A.J. Lewandowski	tie 5th, Big Six	fewest wins in 46 seasons
1944-45	2	17	1	9	A.J. Lewandowski	6th, Big Six	
1945-46	7	13	3	7	L.F. Klein	tie 4th, Big Six	
1946-47	10	14	3	7	Harry Good	tie 5th, Big Six	first year of league Holiday tourney
1947-48	11	13	5	7	Harry Good	5th, Big Seven	first year of Big Seven
1948-49	16	10	9	3	Harry Good	tie 1st, Big Seven	first winning season in 12 years
1949-50	16	7	8	4	Harry Good	tie 1st, Big Seven	NU lost in NCAA District game
1950-51	9	14	4	8	Harry Good	5th, Big Seven	Claude Retherford, Big Seven MVP
1951-52	7	17	3	9	Harry Good	7th, Big Seven	Bus Whitehead, All-Big Seven
1952-53	9	11	4	8	Harry Good	6th, Big Seven	tied for second straight league title
1953-54	8	13	5	7	Harry Good	tie 4th, Big Seven	Bus Whitehead, All-Big Seven
1954-55	9	12	6	6	Jerry Bush	tie 3rd, Big Seven	
1955-56	7	16	3	9	Jerry Bush	6th, Big Seven	defeated Wooden-coached UCLA
1956-57	11	12	5	7	Jerry Bush	tie 4th, Big Seven	
1957-58	10	13	5	7	Jerry Bush	tie 4th, Big Seven	NU defeated two No. 4 teams
1958-59	12	13	5	9	Jerry Bush	tie 5th, Big Eight	first season of Big Eight
							Herschell Turner, All-Big Eight

Year	All Games		Conference		Coach	Conference Finish	Highlights, Notes
	W	L	W	L			
1959-60	7	17	4	10	Jerry Bush	tie 7th, Big Eight	Turner, All-Big Eight, NU's first 1,000-point scorer
1960-61	10	14	4	10	Jerry Bush	6th, Big Eight	
1961-62	9	16	5	9	Jerry Bush	tie 5th, Big Eight	
1962-63	6	19	1	13	Jerry Bush	8th, Big Eight	School-record 19 losses
1963-64	7	18	5	9	Joe Cipriano	tie 6th, Big Eight	Joe Cipriano's first season
1964-65	10	15	5	9	Joe Cipriano	tie 6th, Big Eight	beat No. 1 Michigan in Lincoln
1965-66	20	5	12	2	Joe Cipriano	2nd, Big Eight	first winning season in 15 years, school's second 20-win campaign finished season ranked 11th (UPI)
1966-67	16	9	10	4	Joe Cipriano	tie 2nd, Big Eight	Grant Simmons, All-Big Eight first-ever NIT Tournament bid, Stuart Lantz, All-Big Eight
1967-68	15	10	8	6	Joe Cipriano	tie 3rd, Big Eight	Lantz, All-Big Eight pick NU won Big Eight Holiday title
1968-69	12	14	5	9	Joe Cipriano	tie 6th, Big Eight	
1969-70	16	9	7	7	Joe Cipriano	tie 3rd, Big Eight	
1970-71	18	8	8	6	Joe Cipriano	4th, Big Eight	Marvin Stewart, All-Big Eight
1971-72	14	12	7	7	Joe Cipriano	4th, Big Eight	Chuck Jura, All-Big Eight
1972-73	9	17	4	10	Joe Cipriano	tie 6th, Big Eight	
1973-74	14	12	7	7	Joe Cipriano	4th, Big Eight	Jerry Fort, All-Big Eight
1974-75	14	12	7	7	Joe Cipriano	4th, Big Eight	Jerry Fort, All-Big Eight, then-school-record 40 points against Missouri
1975-76	19	8	10	4	Joe Cipriano	3rd, Big Eight	Jerry Fort, All-Big Eight, finished with then-school-record 1,882 points, last season in NU Coliseum
1976-77	15	14	7	7	Joe Cipriano	5th, Big Eight	first season in Devaney Center
1977-78	22	8	9	5	Joe Cipriano	2nd, Big Eight	first NU-Creighton meeting in 45 years NU makes 2nd NIT appearance Brian Banks, All-Big Eight
1978-79	14	13	7	7	Joe Cipriano	5th, Big Eight	
1979-80	18	13	8	6	J. Cipriano/Moe Iba	tie 2nd, Big Eight	Iba, Big Eight Coach of the Year
1980-81	15	12	9	5	Moe Iba	tie 2nd, Big Eight	Andre Smith, All-Big Eight
1981-82	16	12	7	7	Moe Iba	tie 4th, Big Eight	Iba, Big Eight Coach of the Year Smith, Big Eight Player of the Year
1982-83	22	10	9	5	Moe Iba	tie 3rd, Big Eight	Jack Moore, All-Big Eight
1983-84	18	12	7	7	Moe Iba	3rd, Big Eight	NU defeated No. 1 Missouri NU reached NIT semifinals
1984-85	16	14	5	9	Moe Iba	tie 5th, Big Eight	Second straight NIT bid, Dave Hoppen, All-Big Eight
1985-86	19	11	8	6	Moe Iba	3rd, Big Eight	Hoppen, All-Big Eight, set six school records
1986-87	21	12	7	7	Danny Nee	5th, Big Eight	NU's first-ever NCAA berth, Hoppen, All-Big Eight, finished as NU's all-time leading scorer
1987-88	13	18	4	10	Danny Nee	7th, Big Eight	third place in NIT
1988-89	17	16	4	10	Danny Nee	7th, Big Eight	first losing season in 15 years
1989-90	10	18	3	11	Danny Nee	7th, Big Eight	second NIT bid in three years
1990-91	26	8	9	5	Danny Nee	3rd, Big Eight	School-record 26 wins, finished with highest-ever ranking at No. 9, NU-record tying 14 straight wins
1991-92	19	10	7	7	Danny Nee	5th, Big Eight	Second straight NCAA bid
1992-93	20	11	8	6	Danny Nee	tie 2nd, Big Eight	Third straight NCAA bid, Eric Piatkowski, All-Big Eight
1993-94	20	10	7	7	Danny Nee	4th, Big Eight	Fourth straight NCAA bid, second straight 20-win season, Big Eight Tournament champs Piatkowski, All-Big Eight
1994-95	18	14	4	10	Danny Nee	7th, Big Eight	NIT bid, fifth straight postseason
1995-96	21	14	4	10	Danny Nee	7th, Big Eight	NIT Champions
1996-97	18	15	7	9	Danny Nee	7th, Big 12	School-record seventh straight postseason appearance (NIT)
1997-98	20	12	10	6	Danny Nee	4th, Big 12	First NCAA berth in four years, Tyronn Lue, All-Big 12
1998-99	20	13	10	6	Danny Nee	tie 5th, Big 12	Ninth straight postseason bid (NIT) Venson Hamilton, Big 12 Player of Year
1999-2000	11	19	4	12	Danny Nee	tie 8th, Big 12	Nee becomes NU's winningest coach
2000-01	14	16	7	9	Barry Collier	7th, Big 12	Collier's first season with Huskers
2001-02	13	15	6	10	Barry Collier	tie 7th, Big 12	Cochran NU career record 268 3-ptrs.
Totals	1,236	1,102	566	608	---	---	---

106 Years of Nebraska Basketball

1896-97 — Won 2, Lost 0

Home: 2-0 Away: 0-0
Coach: Frank Lehmer

			NU	Opp.
H	2/2	Lincoln YMCA	W 11	8
H	2/23	Lincoln YMCA	W 23	14

Season Notes: Six years after Dr. James Naismith invented the game, NU fielded its first team...Coach Frank Lehmer guided first team...both games were played seven-on-seven.

1897-98 — Won 1, Lost 3

Home: 0-3 Away: 1-0
Coach: Frank Lehmer

			NU	Opp.
H	1/8	Lincoln YMCA	L 9	15
H	1/15	Omaha YMCA	L 12	16
H	2/1	Lincoln YMCA	L 13	20
A	2/22	Omaha YMCA	W 10	9

Season Note: After three-straight losses to open season, Nebraska ended its second year of intercollegiate basketball with 10-9 win over Omaha YMCA.

1898-99 — Won 4, Lost 0

Home: 3-0 Away: 1-0
Coach: Frank Lehmer

			NU	Opp.
H	12/13	Nebraska Wesleyan	W 37	5
H	1/17	Doane	W 52	7
H	1/20	Omaha YMCA	W 21	14
A	2/2	Nebraska Wesleyan	W 57	3

Season Notes: Second undefeated season in school history...final season for NU's first coach, Frank Lehmer...after six games in first two seasons of intercollegiate basketball against Lincoln and Omaha YMCA teams, Huskers faced first collegiate opponent in Nebraska Wesleyan.

1899-1900 — Won 5, Lost 0

Home: 5-0 Away: 0-0
Coach: T.P. Hewitt

			NU	Opp.
H		Nebraska Wesleyan	W 42	9
H		Lincoln YMCA	W 39	7
H		Doane	W 57	3
H		Omaha YMCA	W 26	14
H	3/2	Kansas	W 48	8

Season Notes: Third and final undefeated season in school history...Kansas game at Lincoln was first-ever between present-day Big Eight Conference schools and ranks as worst loss ever for Jayhawks... W.E. Anderson had school's first 30-point game with 34 vs. KU...Coach T.P. Hewitt's only season.

1900-01 — Won 3, Lost 3

Home: 2-1 Away: 1-2
Coach: E. Berry
(Dates unavailable)

			NU	Opp.
A		Omaha YMCA	W 13	11
H		Lincoln YMCA	W 10	8
H		Omaha YMCA	W 20	12
H		Omaha YMCA	L 20	28
A		Fond du Lac	L 20	32
A		Stevens Point A.C.	L 13	38

Season Notes: Huskers opened season with three-straight wins to run win streak to 13 straight, but then dropped final three games to finish .500...third consecutive .500 or better record...only season for Coach E. Berry.



Nebraska's first basketball team posted a 2-0 record in 1896-97.

1901-02 — Won 5, Lost 3

Home: 3-0 Away: 2-3
Coach: Fred Morrell

			NU	Opp.
H	1/18	Nebraska Wesleyan	W 63	14
H	2/1	Lincoln YMCA	W 32	30
A	2/15	Minnesota	L 9	52
A	2/17	Sioux City YMCA	W 42	24
A	2/28	Haskell	L 29	79
A	3/1	Kansas	W 35	29
A	3/3	Topeka YMCA	L 36	52
H	3/22	Topeka YMCA	W 27	13

Season Notes: First and only season for Coach Fred Morrell...fourth straight .500 or better season.

1902-03 — Won 7, Lost 5

Home: 3-1 Away: 4-4
Coach: Walter Hiltner

			NU	Opp.
H	12/18	Lincoln YMCA	W 25	18
A	1/17	Haskell	L 18	25
H	1/24	Lincoln YMCA	L 24	35
H	1/31	Kansas	W 23	18
A	2/3	Denver YMCA	W 44	29
A	2/4	Colorado College	W 39	11
A	2/5	Colorado	W 28	12
A	2/6	Greeley High	W 25	15
A	2/7	Cheyenne Business	L 28	42
H	2/20	Lincoln YMCA	W 33	20
A	3/6	Minnesota Ag.	L 4	13
A	3/7	Minnesota	L 14	41

Season Notes: In only season under Coach W. Hiltner, Nebraska posted 7-5 record... fifth straight .500-plus campaign.

1903-04 — Won 9, Lost 5

(Sites and dates unavailable)
Coach: R.G. Clapp

			NU	Opp.
		Nebraska Wesleyan	W 47	10
		Highland Park	L N/A	N/A
		Lincoln High	W 49	26
		Nebraska Wesleyan	L 31	32

			N/A	N/A
		Lincoln YMCA	L N/A	N/A
		Lincoln YMCA	W N/A	N/A
		Lincoln YMCA	W 31	12
		Nebraska Wesleyan	W 25	9
		Omaha Christian	W 35	26
		Sioux City YMCA	L 14	49
		Morningside	W 57	27
		Minnesota	L 21	42
		Minneapolis YMCA	W 15	10
H		Wisconsin	W 25	22

Season Notes: In first season under Coach R.G. Clapp, Nebraska won school-record nine games...Wisconsin was first Big Ten school to play Huskers at Lincoln.

1904-05 — Won 11, Lost 5

Coach: R.G. Clapp
(Sites and dates unavailable)

			NU	Opp.
		Nebraska Wesleyan	W 32	31
		Highland Park	L 34	39
		Nebraska Wesleyan	W 57	23
		Omaha YMCA	W 24	21
		Fort Dodge	W 53	27
		Shattuck	W 44	22
		Minnesota	W 22	21
		Minnesota	W 28	25
		Omaha YMCA	L 29	30
		Baker	W 49	19
		Port Washington	W 47	36
		Ripon	L 28	32
		Menasha	W 37	19
		Lawrence	W 37	24
		Lewis	L 32	61
		Chicago Central	L 22	59

Season Note: Huskers won then-school-record 11 games.

1905-06 — Won 12, Lost 2

Home: 4-1 Away: 8-1
Coach: R.G. Clapp

			NU	Opp.
H	1/13	Kansas City A.C.	W 33	22
H	1/29	Kansas City YMCA	W 25	24
H	2/3	Baker	W 34	23
H	2/12	Kansas	L 17	37

A	2/19	Kansas State	W	50	14
A	2/20	Fort Riley	W	43	13
A	2/21	Baker	W	33	27
A	2/22	Independence	W	41	16
A	2/23	Kansas City A.C.	L	21	49
A	2/25	Kansas City A.C.	W	26	25
H	3/15	Brown "B"	W	57	12
A	3/20	Bellevue	W	39	27
A	3/21	Fort Dodge	W	33	23
A	3/22	Shattuck	W	59	23

Season Note: Won then-school-record 12 games (against two losses).

1906-07 — Won 10, Lost 6

Home: 5-0 Away: 5-6
Coach: R.G. Clapp

	NU	Opp.			
A	1/4	Crete	W	82	8
A	1/11	Nebraska Wesleyan	W	38	26
H	1/26	Central City	W	40	9
H	1/28	Iowa	W	25	17
H	2/9	Kansas	W	32	19
A	2/14	Fort Dodge	W	34	22
A	2/15	Minnesota	L	19	20
A	2/16	Minnesota	L	18	20
A	2/18	Hudson	W	26	25
A	2/19	Marshfield (Co. A)	W	33	16
A	2/20	Portage (Co. F)	L	23	27
A	2/21	Wisconsin	L	31	35
A	2/22	Iowa	L	29	32
A	2/23	Grinnell	L	21	27
H	3/1	Denver	W	40	13
H	3/25	Nebraska Wesleyan	W	59	11

Season Notes: Nebraska posted ninth straight .500 or better record, third consecutive under Coach R.G. Clapp...74-point margin of victory over Crete (82-8) largest in school history.

1907-08 — Won 9, Lost 10

(4-2 in Missouri Valley, 2nd)
Home: 3-3 (2-2) Away: 6-7 (2-0)
Coach: R.G. Clapp

	NU	Opp.			
A	12/18	Nebraska Wesleyan	W	33	19
H	1/11	Muscatine	L	21	39
A	1/15	Kansas State	W	36	18
A	1/16	Washburn	W	26	25
A	1/17	Kansas	W	20	17
A	1/18	Kansas	W	23	21
H	1/23	Highland Park	W	51	23
H	1/31	Missouri	W	41	30
H	2/1	Missouri	W	43	31
H	2/21	Kansas	L	26	28
H	2/22	Kansas	L	25	28
A	2/28	Minnesota	L	12	43
A	2/29	Minnesota	L	10	32
A	3/2	Portage	L	16	39
A	3/3	Wisconsin	L	4	43
A	3/4	DePaul	W	25	18
A	3/5	Morrison	L	19	23
A	3/6	Iowa	L	26	39
A	3/7	Grinnell	L	14	37

Season Notes: First season as member of Missouri Valley Conference...Huskers won MVC North Division title with 4-2 record, but because of scheduling difficulties, did not play a game against a team in own division...Husker Wilbur Wood was nation's second black college basketball player at a predominately white institution...Jumbo Stiehm, who would later become NU's football and basketball coach, scored 24 points in Wisconsin's 43-4 victory at Madison...second sub-.500 record in school history.

1908-09 — Won 8, Lost 15

(5-5 in Missouri Valley, 2nd)
Home: 5-5 (4-0) Away: 3-10 (1-5)
Coach: R.G. Clapp

	NU	Opp.			
H	12/12	Cotner	W	28	24
H	12/17	Lincoln YMCA	L	16	34
A	1/7	Kansas State	W	36	31

A	1/8	Kansas	L	13	48
A	1/9	Kansas	L	17	36
H	1/15	Iowa State	W	42	20
H	1/16	Iowa State	W	40	21
H	1/22	Drake	W	39	30
H	1/23	Drake	W	34	12
H	1/30	Kansas	L	13	18
H	2/1	Missouri	L	24	26
A	2/5	Minnesota	L	17	24
A	2/6	Minnesota	L	21	39
A	2/8	Iowa State	L	16	22
A	2/9	Iowa State	W	31	17
A	2/10	Drake	L	12	34
A	2/11	Drake	L	15	25
H	2/19	Minnesota	L	26	28
H	2/20	Minnesota	L	20	29
KC	3/4	Kansas	L	22	28
KC	3/5	Kansas	L	15	24
KC	3/6	Kansas	W	32	29
A	3/8	Nebraska Wesleyan	L	32	62

Season Notes: For second straight year, Nebraska captured MVC Northern Division title...Kansas took two of three games against Cornhuskers in playoff at Kansas City, Mo., and won conference title...W.W. Walsh earned first-team All-Missouri Valley Conference honors, first NU player ever honored...Coach R.G. Clapp retired after six seasons on Husker bench.

1909-10 — Won 6, Lost 10

(6-2 in Missouri Valley, 2nd)
Home: 4-3 (4-0) Away: 2-7 (2-2)
Coach: T.J. Hewiat

	NU	Opp.			
A	1/6	Kansas State	L	16	27
A	1/7	Kansas	L	17	32
A	1/8	Kansas	L	16	40
H	1/21	Iowa State	W	24	21
H	1/22	Iowa State	W	29	26
H	1/28	Drake	W	40	14
H	1/29	Drake	W	27	6
A	2/8	Drake	W	20	16
A	2/10	Drake	W	22	13
A	2/11	Iowa State	L	23	34
A	2/12	Iowa State	L	17	18
H	2/14	Kansas State	L	17	28
A	2/18	Minnesota	L	14	33
A	2/19	Minnesota	L	9	27
H	2/26	Kansas	L	20	40
H	2/27	Kansas	L	13	40

Season Notes: In only season under Coach T.J. Hewiat, Nebraska finished 6-10...Huskers won MVC North Division title for third straight year, but Kansas had better division record than NU and was declared conference

champion...E.O. Perry was first-team All-Missouri Valley Conference pick.

1910-11 — Won 9, Lost 9

(6-6 in Missouri Valley, 2nd)
Home: 6-3 (4-2) Away: 3-6 (2-4)
Coach: O.F. Field


	NU	Opp.			
H	1/7	Cotner	L	17	35
H	1/14	Nebraska Wesleyan	W	42	26
H	1/20	Iowa State	W	41	20
H	1/21	Iowa State	L	31	33
A	1/26	Morningside	W	23	19
A	1/27	Minnesota	L	10	25
A	1/28	Minnesota	L	15	40
H	2/4	South Dakota	W	30	25
A	2/6	Iowa State	L	27	31
A	2/7	Iowa State	W	22	19
A	2/8	Missouri	L	26	39
A	2/9	Missouri (OT)	L	36	37
A	2/10	Kansas	W	15	11
A	2/11	Kansas	L	12	37
H	2/24	Kansas	W	38	28
H	2/25	Kansas	W	34	24
H	2/26	Missouri	W	30	23
H	2/27	Missouri	L	20	23

Season Notes: Huskers finished second in Missouri Valley Conference race, three games back of Kansas...J.P. Gibson and O.A. Frank earned first-team All-Missouri Valley Conference honors.

1911-12 — Won 14, Lost 1

(8-0 in Missouri Valley, 1st)
Home: 6-0 (4-0) Away: 8-1 (4-0)
Coach: E.O. "Jumbo" Stiehm

	NU	Opp.			
H	1/12	Drake	W	42	24
H	1/13	Drake	W	35	13
A	1/18	Kansas State	W	26	25
A	1/19	Kansas	W	30	27
A	1/20	Kansas	W	30	26
A	1/26	Minnesota	L	15	40
A	1/27	Morningside	W	62	10
H	2/2	Iowa State	W	33	12
H	2/3	Iowa State	W	40	14
A	2/21	Drake	W	33	15
A	2/22	Drake	W	46	14
A	2/23	Iowa State	W	31	21
A	2/24	Iowa State	W	31	12
H	3/1	Kansas	W	49	21
H	3/2	Kansas	W	29	28



The 1911-12 team captured the school's first Missouri Valley Conference title.

NEBRASKA BASKETBALL

Season Notes: Huskers claimed MVC North Division crown with 8-0 record...after 25-point loss at Minnesota in sixth game of season, Nebraska won final nine games...in first season as Husker mentor, Stiehm made history by becoming first coach in conference history to win football and basketball titles in the same academic year...he repeated the feat a year later.

1912-13 — Won 17, Lost 2

(10-0 in Missouri Valley, 1st)
Home: 10-0 (5-0) Away: 7-2 (5-0)
Coach: E.O. "Jumbo" Stiehm

		NU	Opp.
H 1/11	Cotner	W	29 18
H 1/17	Omaha X	W	46 13
H 1/18	Nebraska Wesleyan	W	39 26
A 1/23	St. Joseph's	W	25 11
A 1/24	Sacred Heart	W	31 9
A 1/25	Minnesota	L	11 20
H 1/31	Drake	W	32 7
H 2/1	Drake	W	24 15
A 2/7	Nebraska Wesleyan	W	27 20
H 2/15	Kansas State	W	27 16
A 2/19	Drake	W	21 4
A 2/20	Drake	W	25 11
A 2/21	Iowa State	W	29 12
A 2/22	Iowa State	W	16 10
H 2/28	Iowa State	W	28 8
H 3/1	Iowa State	W	24 12
H 3/10	Kansas	W	40 25
A 3/11	Kansas	W	18 16
N 3/12	Kansas*	L	24 30

*Manhattan, Kan.

Season Notes: Huskers won North Division title with 10-0 record, recognized as league champion...dropped playoff game to South Division champ Kansas, 30-24, at Manhattan, Kan....Ross Haskell and Sam Carrier were first-team All-Missouri Valley Conference selections; Carrier also earned All-America honors.

1913-14 — Won 15, Lost 3

(7-0 in Missouri Valley, 1st)
Home: 7-2 (4-0) Away: 8-1 (3-0)
Coach: E.O. "Jumbo" Stiehm

		NU	Opp.
H 1/10	Omaha X	W	44 22
H 1/17	Cotner	W	56 11
H 1/23	Nebraska Wesleyan	W	29 20
H 1/24	Nebraska Wesleyan	L	18 24
A 2/5	St. Joseph's	W	48 11
A 2/6	Minnesota	W	21 16
A 2/7	Minnesota	W	14 9
A 2/9	Fort Dodge Co. G	W	38 22
H 2/13	Drake	W	32 20
H 2/14	Drake	W	31 10
A 2/17	Omaha Alumni	W	40 19
A 2/18	Simpson	L	21 22
A 2/19	Drake	W	36 17
A 2/20	Iowa State	W	15 9
A 2/21	Iowa State	W	16 3
H 2/27	Iowa State	W	24 16
H 2/28	Iowa State	W	41 13
H 3/5	Wesleyan Auto	L	19 31

Season Notes: Nebraska captured Missouri Valley Conference North Division crown with 7-0 record...squad was known as "Point a Minute" team, because it was so fast it took a movie camera to catch it.

1914-15 — Won 10, Lost 8

(8-4 in Missouri Valley, 2nd)
Home: 3-2 (3-1) Away: 7-6 (5-3)
Coach: E.O. "Jumbo" Stiehm

		NU	Opp.
A 1/6	Ft. Dodge (Co. G)	L	18 23
A 1/7	Hamline	W	20 9
A 1/8	Minnesota	L	18 22
A 1/9	Minnesota	L	9 23
H 1/15	Iowa State	W	32 15
H 1/16	Iowa State	W	25 12
A 1/20	Kansas State	W	26 19
A 1/21	Kansas State	W	26 20

A 1/22	Kansas	L	18 43
A 1/23	Kansas	L	23 30
A 2/5	Nebraska Wesleyan	W	13 9
A 2/10	Drake	W	14 5
A 2/11	Drake	W	23 14
A 2/12	Iowa State	W	24 12
A 2/13	Iowa State	L	11 25
H 2/19	Drake	L	19 20
H 2/20	Drake	W	27 11
H 3/3	Nebraska Wesleyan	L	15 39

Season Notes: Huskers finished second in Missouri Valley Conference race, three games back of first-place Kansas...final season for Coach E.O. Stiehm.

1915-16 — Won 13, Lost 1

(12-0 in Missouri Valley, 1st)
Home: 8-0 (8-0) Away: 5-1 (4-0)
Coach: Sam Waugh

		NU	Opp.
H 1/14	Kansas	W	34 33
H 1/15	Kansas	W	40 27
H 1/21	Drake	W	41 12
H 1/22	Drake	W	44 16
A 1/30	Burgess-Nash	W	24 20
H 2/4	Iowa State	W	35 21
H 2/5	Iowa State	W	31 14
H 2/11	Kansas State	W	21 20
H 2/12	Kansas State	W	26 25
A 2/18	Nebraska Wesleyan	L	19 23
A 2/23	Drake	W	34 24
A 2/24	Drake	W	40 15
A 2/25	Iowa State	W	23 14
A 2/26	Iowa State	W	29 17

Season Notes: Huskers won Missouri Valley Conference title with 12-0 record; finished 13-1 in only season under direction of Coach Sam Waugh...lone loss was 23-19 decision to cross-town rival Nebraska Wesleyan.

1916-17 — Won 12, Lost 10

(4-8 in Missouri Valley, 5th)
(Sites and dates unavailable)
Coach: Dr. E.J. Stewart

		NU	Opp.
Simpson	W	20 13	
Cotner	W	42 10	
Grinnell	L	9 22	
St. Joseph's	W	21 11	
St. Thomas (Minn.)	W	23 8	
Hamline	W	15 8	
Brandeis (Omaha)	W	29 11	
York College	W	23 14	
Nebraska Wesleyan	W	27 14	
H 2/9	Missouri	L	16 18

H 2/10	Missouri	L	7 18
A	Kansas State	L	13 45
A	Kansas State	L	10 34
A 2/16	Kansas	W	21 19
A 2/17	Kansas	L	10 30
A 2/22	Iowa State	L	7 19
A 2/23	Iowa State	L	17 24
	Drake	W	23 13
	Drake	W	26 18
	Nebraska Wesleyan	L	15 18
H 3/9	Iowa State	L	22 24
H 3/10	Iowa State	W	24 21

Season Note: First season on sideline for Coach E.J. Stewart.

1917-18 — Won 7, Lost 7

(4-5 in Missouri Valley, 5th)
Home: 3-3 (1-1) Away: 4-4 (3-4)
Coach: Dr. E. J. Stewart

		NU	Opp.
H	Camp Funston	L	14 43
H	Fort Dodge	W	19 16
H	Fort Dodge	L	14 21
A	Washington (Mo.)	L	17 44
A 2/8	Missouri	L	9 22
A 2/9	Missouri	L	8 16
H 2/15	Kansas	W	24 23
H 2/16	Kansas	L	25 31
A	Nebraska Wesleyan	W	18 10
H	Nebraska Wesleyan	W	24 14
A	Drake	W	32 10
A	Drake	W	21 14
A	Kansas State	W	31 23
A	Kansas State	L	16 26

Season Note: Eighth-straight .500 or better record.

1918-19 — Won 10, Lost 8

(10-6 in Missouri Valley, 3rd)
Home: 6-3 (6-3) Away: 4-3 (4-3)
Coach: Dr. E.J. Stewart

		NU	Opp.
A 1/22	Drake	W	34 13
A 1/23	Grinnell	W	24 14
A 1/24	Grinnell	L	15 16
A 1/25	Drake	W	24 14
H 1/30	Drake	L	15 22
H 2/1	Drake	W	19 9
H 2/7	Washington (Mo.)	W	35 25
H 2/8	Washington (Mo.)	W	28 13
H 2/14	Missouri	W	28 26
H 2/15	Missouri	W	21 14
A 3/5	Kansas	L	17 31
A 3/6	Kansas	W	29 24



Grant Hall was the home of the Huskers from 1897 until the NU Coliseum opened in 1926.

H	3/8	Kansas State	L	32	34
A	3/9	Kansas State	L	21	30
H	3/12	Grinnell	W	27	15
H	3/13	Grinnell	L	21	22

Season Notes: NU finished third in Missouri Valley Conference race...Carl Jackson was first-team all-conference pick, first for Huskers in six seasons...final season for Coach E.J. Stewart.

1919-20 — Won 22, Lost 2

(No conference affiliation)
Home: 11-1 Away: 11-1
Coach: Paul Schlisser

	NU	Opp.
H	12/17	Morningside W 37 14
H	12/18	Morningside W 39 9
H	1/9	Omaha Athletic Club W 51 10
H	1/10	Omaha Athletic Club W 26 23
A	1/13	Hastings W 47 9
A	1/14	Colorado College W 32 19
A	1/15	Colorado College L 23 25
A	1/16	Colorado W 27 16
A	1/17	Colorado W 24 17
H	1/23	South Dakota W 41 12
H	1/24	South Dakota W 33 12
H	2/5	Indiana L 20 24
H	2/6	Indiana W 38 18
H	2/13	Michigan State W 43 26
H	2/14	Michigan State W 39 20
A	2/20	Notre Dame W 25 18
H	2/21	Notre Dame W 31 15
A	2/24	Morningside W 44 12
A	2/25	Morningside W 50 13
A	2/26	Knox (OT) W 31 24
A	2/27	Valparaiso W 30 17
A	2/28	Valparaiso W 35 20
H	3/5	Colorado College W 23 9
H	3/6	Colorado College W 33 12

Season Notes: Playing without a conference affiliation for first time since 1906-07 season, Nebraska finished with first 20-win season ever (22 victories)...fewest losses for NU since 1915-16 season...22 wins would stand as school record until 1990-91 campaign...first season on Husker sideline for Coach P.J. Schlisser.

1920-21 — Won 15, Lost 3

(9-1 in Missouri Valley, 2nd)
Home: 10-1 (6-0) Away: 5-2 (3-1)
Coach: Paul Schlisser

	NU	Opp.
A	1/1	Illinois W 30 25
A	1/3	Illinois L 24 26
A	1/4	Illinois Wesleyan W 32 1
H	1/14	Grinnell W 31 10
H	1/15	Grinnell W 28 15
H	1/21	South Dakota W 39 13
H	1/31	Oklahoma W 34 20
H	2/1	Oklahoma W 28 15
A	2/9	Iowa State L 30 38
A	2/10	Iowa State W 32 23
A	2/11	Grinnell W 31 16
A	2/12	Grinnell W 29 22
H	2/18	Notre Dame W 25 18
H	2/19	Notre Dame W 39 21
H	2/25	Colgate L 15 21
H	2/26	Colgate W 24 15
H	3/4	Iowa State W 33 16
H	3/5	Iowa State W 37 11

Season Notes: Nebraska finished second in Missouri Valley Conference race with 9-1 mark...final season for coach Paul Schlisser.

1921-22 — Won 8, Lost 9

(8-8 in Missouri Valley, tie-4th)
Home: 4-4 (4-4) Away: 4-5 (4-4)
Coach: Owen A. Frank

	NU	Opp.
A	1/4	Wisconsin L 14 27
H	1/7	Washington (Mo.) W 31 23
A	1/9	Iowa State W 21 14

H	1/13	Missouri	L	31	46
H	1/14	Grinnell	W	27	17
H	1/19	Kansas	L	15	25
A	1/27	Oklahoma	L	21	29
H	2/4	Iowa State	L	7	26
A	2/7	Grinnell	W	28	25
A	2/14	Kansas State	W	25	24
A	2/18	Drake	L	32	34
H	2/22	Oklahoma	W	39	34
A	2/24	Missouri	L	16	55
A	2/25	Washington (Mo.)	W	33	32
H	2/28	Drake	L	15	29
H	3/3	Kansas State	W	21	13
A	3/6	Kansas	L	18	41

Season Note: In first season under Coach Owen A. Frank, Nebraska finished 8-9 overall, 8-8 in Missouri Valley Conference.

1922-23 — Won 6, Lost 12

(5-11 in Missouri Valley, 6th)
Home: 2-7 (1-7) Away: 4-5 (4-4)
Coach: Owen A. Frank

	NU	Opp.
A	1/5	Kansas L 20 30
A	1/6	Kansas State W 21 15
H		Drake L 18 30
H		Oklahoma W 25 19
H	1/22	Missouri L 18 33
A	1/25	Drake L 25 36
A	1/26	Iowa State W 21 15
A	1/27	Grinnell W 20 13
H		Grinnell L 17 32
H	2/3	Iowa State L 17 21
A		Oklahoma L 25 31
H	2/12	Kansas L 15 36
H		Kansas State L 14 17
H		Washington (Mo.) L 32 34
A	2/24	Missouri L 22 39
A		Washington (Mo.) W 24 22
H		Nebraska Wesleyan W 24 22
A		Creighton L 24 46

Season Note: Final season for Coach Owen A. Frank.

1923-24 — Won 11, Lost 7

(10-6 in Missouri Valley, 3rd)
Home: 8-2 (7-2) Away: 3-5 (3-4)
Coach: W.E. Kline

	NU	Opp.
A		Kansas City A.C. L 18 27
H	1/5	Missouri W 24 18
H		Oklahoma W 35 21
H		Kansas State W 27 14
A	1/17	Kansas State L 23 26

A	1/18	Kansas	L	18	19
A		Oklahoma	L	20	32
H	1/26	Kansas	L	10	13
H		Creighton	W	25	21
A		Drake	L	15	19
A		Grinnell	W	32	19
A	2/8	Missouri	W	31	11
A	2/9	Washington (Mo.)	W	32	18
H		Grinnell	W	32	18
H		Washington (Mo.)	W	38	17
A	2/27	Iowa State	W	18	16
H	3/3	Iowa State	W	27	14
H		Drake	L	12	25

Season Note: Nebraska finished 11-7 in Coach W.E. Kline's rookie season.

1924-25 — Won 12, Lost 5

(11-5 in Missouri Valley, 2nd)
Home: 6-2 (6-2) Away: 6-3 (5-3)
Coach: W.E. Kline

	NU	Opp.
A	1/9	Kansas State W 23 11
A	1/10	Oklahoma W 23 18
H	1/17	Drake W 20 8
H	1/31	Kansas L 20 25
H	2/7	Oklahoma W 31 17
H	2/9	Grinnell W 35 27
H	2/13	Kansas State W 32 20
A	2/17	Kansas L 20 28
A	2/20	Washington (Mo.) W 24 20
A	2/21	Missouri W 25 20
H	2/24	Iowa State W 37 17
H	2/27	Missouri W 24 21
A	2/28	Creighton W 15 11
A	3/2	Drake L 10 18
A	3/3	Grinnell L 21 36
A	3/4	Iowa State W 28 13
H	3/5	Washington (Mo.) L 16 36

Season Notes: In second and final season under Coach W.E. Kline, Huskers finished second to Kansas in Missouri Valley Conference race...Orr Goodson and Mutt Volz were first-team all-conference picks, first time a Husker player had been so honored since 1918-19 season; first time two NU players landed spot on first unit since 1912-13.

1925-26 — Won 8, Lost 10

(7-7 in Missouri Valley, 5th)
Home: 4-5 (4-3) Away: 4-5 (3-4)
Coach: Ernest Berg

	NU	Opp.
H	12/18	South Dakota L 19 20
A	1/2	Kansas City A.C. L 20 36
A	1/9	Creighton W 20 15



The Nebraska Coliseum served as the home of Nebraska basketball from 1926 until 1976.

NEBRASKA BASKETBALL

H	1/16	Grinnell	W	24	14
H	1/23	Iowa State	W	18	13
A	1/30	Grinnell	W	39	18
A	2/1	Iowa State	W	27	12
A	2/2	Drake	W	23	21
H	2/6	Kansas	L	14	25
A	2/9	Kansas State	L	26	41
H	2/15	Creighton	L	11	15
H	2/16	Kansas State	L	21	28
H	2/19	Missouri	L	24	26
H	2/20	Washington (Mo.)	W	26	20
A	2/27	Kansas	L	17	30
H	3/1	Drake	W	22	21
A	3/5	Missouri	L	22	24
A	3/6	Washington (Mo.)	L	14	22

Season Notes: In only season under Coach Ernest Bearg, Huskers finished 8-10...after playing in Grant Hall since 1897, NU dropped first-ever game in NU Coliseum to Kansas, 25-14.

1926-27 — Won 12, Lost 6

(7-5 in MVC, 4th)
Home: 7-2 (4-2) Away: 5-4 (3-3)
Coach: Charles T. Black

			NU	Opp.
A	Hillyard's	L	20	36
A	Kansas State	L	23	34
A	Washington (Mo.)	W	37	20
A	1/15 Missouri	W	35	23
A	1/19 Kansas	W	27	24
H	Drake	L	34	35
H	1/29 Iowa State	W	35	19
A	Oklahoma	W	37	29
A	Oklahoma State	L	24	27
H	Grinnell	W	30	22
H	Kansas State	W	26	24
H	Missouri	W	27	22
H	Oklahoma	W	36	26
H	Washington (Mo.)	W	41	24
H	2/26 Kansas	L	25	34
H	Oklahoma State	W	35	25
A	3/3 Iowa State	L	24	26
A	3/4 Drake	W	46	32

Season Notes: In first season under Coach Charles T. Black, a former Kansas All-American, Huskers finished 12-6 and 7-5 in Missouri Valley, good for fourth place...Clark Smatha earned first-team All-Missouri Valley Conference honors.

1927-28 — Won 7, Lost 11

(7-11 in MVC, tie 7th)
Home: 5-4 (5-4) Away: 2-7 (2-7)
Coach: Charles T. Black

			NU	Opp.	
A	12/16	Washington (Mo.)	L	27	28
A	12/17	Missouri	L	15	36
H	1/7	Missouri	W	36	26
H	1/9	Washington (Mo.)	L	19	30
A	1/14	Drake	L	28	32
H	1/21	Kansas State	L	24	29
H	1/28	Iowa State	W	37	26
H	2/4	Oklahoma State	L	21	32
A	2/9	Iowa State	W	32	26
A	2/10	Grinnell	W	35	22
H	2/14	Drake	W	34	27
A	2/17	Kansas	L	27	33
A	2/18	Kansas State	L	22	28
H	2/24	Kansas	W	32	28
H	2/25	Oklahoma	L	36	38
H	2/28	Grinnell	W	35	16
A	3/3	Oklahoma	L	28	43
A	3/5	Oklahoma State	L	43	47

Season Notes: Entire schedule was played against conference opponents...NU was 7-9 with two games left, but lost bid for .500 with losses at Oklahoma and Oklahoma State to end season.

1928-29 — Won 11, Lost 5

(5-5 in Big Six, 3rd)
Home: 6-2 (3-2) Away: 5-3 (2-3)
Coach: Charles T. Black

			NU	Opp.	
H	12/20	South Dakota	W	36	25
A	1/4	Colorado College	W	32	24
A	1/5	Colorado College	W	48	26
H	1/12	Missouri	L	25	30
H	1/15	South Dakota	W	46	28
H	1/19	Kansas	W	30	29
A	1/24	Kansas State	L	21	30
A	1/26	Oklahoma	L	20	29
H	2/2	Iowa State	W	45	39
A	2/7	Kansas	W	37	31
H	2/11	Oklahoma	L	34	39
H	2/16	Drake	W	37	24
A	2/22	Iowa State	L	33	37
A	2/23	Drake	W	33	26
A	2/25	Missouri	W	39	33
H	3/2	Kansas State	W	62	45

Season Notes: After being affiliated with the Missouri Valley Conference since 1907-08, Nebraska, Missouri, Kansas, Kansas State, Iowa State and Oklahoma formed

the Big Six...second winning season in three years for Coach Charles T. Black.

1929-30 — Won 9, Lost 9

(6-4 in Big Six, 3rd)
Home: 6-3 (3-2) Away: 3-6 (3-2)
Coach: Charles T. Black

			NU	Opp.	
A	12/28	St. Louis	L	27	37
A	12/30	Butler	L	26	38
A	1/2	West Virginia	L	19	45
A	1/4	Pittsburgh	W	27	34
A	1/10	Kansas State	W	41	39
H	1/11	Montana State	L	30	61
H	1/14	South Dakota State	W	29	27
A	1/18	Missouri	L	21	27
H	1/20	Oklahoma	W	35	20
A	1/22	Iowa State	W	32	22
H	1/25	Iowa	W	41	26
H	2/1	Kansas State	L	42	46
A	2/8	Oklahoma	W	47	37
A	2/10	Kansas	L	20	27
H	2/12	St. Louis	W	45	43
H	2/15	Missouri	W	34	31
H	2/22	Iowa State	W	52	50
H	3/1	Kansas	L	35	36

Season Notes: Nebraska led Big Six in scoring at 34.9 points per game...Don Maclay was first-team All-Big Six center...NU finished two games back of league champion Missouri.

1930-31 — Won 9, Lost 9

(6-4 in Big Six, 2nd)
Home: 5-4 (3-2) Away: 4-5 (3-2)
Coach: Charles T. Black

			NU	Opp.	
A	12/13	South Dakota	W	18	17
H	12/19	Pittsburgh	L	22	23
A	12/27	Washington	L	38	41
A	12/29	Washington	L	24	27
A	12/30	Washington	L	32	38
H	1/5	Brigham Young	L	44	55
H	1/10	Missouri	W	42	32
A	1/17	Oklahoma	W	36	30
A	1/19	Kansas (OT)	W	31	30
H	1/24	Drake	W	30	25
H	1/31	Iowa State	W	31	19
H	2/2	Butler	W	32	14
A	2/7	Missouri	L	20	33
A	2/9	Kansas State	W	37	31
H	2/14	Kansas	L	29	34
A	2/16	Iowa State	L	28	42
H	2/24	Kansas State	L	30	32
H	2/28	Oklahoma	W	41	30

Season Notes: Nebraska's second-place finish in Big Six race was its best since 1924-25 campaign...Huskers finished one game back of first-place Kansas...center Don Maclay earned All-America honors...Steve Hokuf earned first-team All-Big Six honors as a guard.

1931-32 — Won 3, Lost 17

(2-8 in Big Six, 6th)
Home: 1-9 (1-4) Away: 2-8 (1-4)
Coach: Charles T. Black

			NU	Opp.	
H	12/12	South Dakota	L	36	41
H	12/17	Brigham Young	L	27	31
A	12/19	Iowa	L	29	34
A	12/28	Wisconsin-Superior	L	34	36
A	12/29	Minnesota	L	24	32
H	1/4	Carleton	L	30	40
A	1/8	Iowa State	W	28	24
A	1/9	Drake	W	33	19
H	1/12	Kansas	L	31	34
A	1/16	Missouri	L	18	30
A	1/18	Kansas State	L	20	32
H	1/23	Oklahoma	L	34	37
H	2/1	Iowa State	L	32	33
H	2/6	Kansas State	W	32	26
H	2/10	St. Louis	L	28	31
A	2/13	Oklahoma	L	32	46



Nebraska's 1936-37 team tied for the Big Six Conference title.

A	2/15	Kansas	L	19	51
H	2/26	Missouri	L	28	32
A	3/4	Creighton	L	18	47
H	3/7	Creighton	L	26	28

Season Notes: Three wins were fewest for Huskers since 1900-01 season...last year of Nebraska-Creighton series until 1977-78 campaign...final season for Coach Charles T. Black.

1932-33 — Won 3, Lost 13

(2-8 in Big Six, tie 5th)
Home: 2-7 (1-4) Away: 1-6 (1-4)
Coach: William H. Browne

		NU	Opp.
H	12/16	Arkansas	L 24 41
A	12/22	Carleton	L 19 23
A	12/23	Minnesota	L 25 27
H	1/2	Minnesota	L 22 32
H	1/3	Stanford	L 17 21
A	1/6	Kansas	L 29 32
A	1/7	Missouri	L 33 37
H	1/14	Kansas State	W 31 25
H	1/30	Iowa State	L 25 30
H	2/4	Kansas	L 20 34
A	2/11	Oklahoma	L 35 39
A	2/13	Kansas State	L 30 36
H	2/18	South Dakota	W 34 25
H	2/25	Missouri	L 31 39
A	2/28	Iowa State	W 43 16
H	3/4	Oklahoma	L 27 38

Season Notes: Huskers dropped seven straight and 11 of first 12 games, finished with three wins for second consecutive season...debut for Coach William H. Browne...Steve Hokuf was first-team All-Big Six pick and earned All-America honors.

1933-34 — Won 7, Lost 11

(5-5 in Big Six, 4th)
Home: 5-2 (4-1) Away: 2-9 (1-4)
Coach: William H. Browne

		NU	Opp.
A	12/20	Marquette	L 22 25
A	12/21	Northwestern	L 22 35
A	12/22	DePaul	L 13 33
A	12/29	North Dakota	L 22 50
A	12/30	North Dakota State	W 32 29
A	1/1	Minnesota	L 16 32
A	1/5	Iowa State (OT)	W 37 31
H	1/9	Kansas	W 24 21
A	1/13	Missouri	L 26 36
A	1/15	Kansas State	L 24 25
H	1/20	Wyoming	L 24 33
H	1/27	Oklahoma	L 36 44
H	2/3	Kansas State	W 38 31
H	2/9	Missouri	W 34 27
A	2/17	Oklahoma	L 23 53
A	2/19	Kansas	L 24 25
H	2/24	Iowa State	W 26 21
H	3/3	St. Louis	W 29 25

Season Note: Nebraska lost four straight to open the season, then went 7-7 over last 14 games.

1934-35 — Won 6, Lost 12

(3-7 in Big Six, 5th)
Home: 6-4 (3-2) Away: 0-8 (0-5)
Coach: William H. Browne

		NU	Opp.
A	12/15	Wyoming	L 23 26
H	12/20	Iowa	L 24 31
H	12/22	North Dakota	W 34 21
H	12/29	Minnesota	W 26 24
H	1/2	Stanford	L 31 34
A	1/4	Millikin	L 35 36
A	1/5	St. Louis	L 28 30
H	1/12	Iowa State	W 32 31
A	1/19	Missouri	L 31 32
A	1/21	Kansas State	L 41 47
H	1/26	Denver	W 34 22
H	2/4	Missouri	L 21 23
A	2/9	Oklahoma	L 32 38
A	2/11	Kansas	L 21 32

H	2/15	Kansas	L	24	32
H	2/18	Oklahoma	W	32	24
A	2/23	Iowa State	L	14	22
H	3/2	Kansas State	W	28	21

Season Note: NU won Big Six opener, then dropped six-straight in conference play and finished with fourth-consecutive losing record.

1935-36 — Won 13, Lost 8

(7-3 in Big Six, 2nd)
Home: 7-1 (4-1) Away: 6-7 (3-2)
Coach: William H. Browne

		NU	Opp.
H	12/17	Brigham Young	W 53 34
A	12/20	Minnesota	W 41 24
A	12/27	Wyoming	W 46 42
A	12/28	Brigham Young	L 39 46
A	12/30	Utah	W 48 47
A	1/3	Santa Clara	L 48 61
A	1/4	Stanford	L 39 42
A	1/7	Denver	L 35 45
H	1/10	Missouri	W 31 26
H	1/13	Wyoming	W 31 22
A	1/18	Oklahoma	W 40 33
A	1/20	Kansas	L 23 45
A	1/25	Iowa State (OT)	L 40 41
H	2/1	Kansas State	W 43 30
H	2/3	South Dakota	W 48 27
A	2/8	Missouri	W 43 33
A	2/10	Kansas State	W 40 32
H	2/15	Iowa State	W 49 20
H	2/24	Oklahoma	W 55 28
H	2/29	Kansas	L 36 43

Olympic Playoff

KC	3/12	Oklahoma State	L	19	36
----	------	----------------	---	----	----

Season Notes: George Wahlquist was first-team All-Big Six selection and earned All-America honors...NU finished second to Kansas in Big Six race, three games back of 10-0 Jayhawks...13 wins were most for Huskers since school-record 22 victories in 1919-20.

1936-37 — Won 13, Lost 7

(8-2 in Big Six, tie 1st)
Home: 7-1 (4-1) Away: 6-6 (4-1)
Coach: William H. Browne


		NU	Opp.
A	12/11	South Dakota	L 31 33
H	12/19	Montana	W 53 39
H	12/21	Minnesota	W 29 24
H	12/22	Ohio State	W 32 23
A	12/26	Loyola (Ill.)	L 35 53
A	12/28	Western Reserve	W 41 35
A	12/29	Canisius	L 34 39
A	12/30	St. Thomas (Pa.)	W 42 41
A	1/1	Temple	L 27 43
A	1/2	George Washington	L 22 41
A	1/9	Missouri	W 31 22
H	1/16	Iowa State	W 45 33
H	1/18	Oklahoma	L 31 34
A	1/30	Kansas State	W 41 38
A	2/2	Kansas	L 22 27
A	2/12	Oklahoma	W 33 29
H	2/15	Kansas State	W 40 37
H	2/19	Missouri	W 50 21
H	2/27	Kansas	W 37 32
A	3/3	Iowa State	W 48 31

Season Notes: Nebraska closed season with five-straight wins; earned share of Big Six title for first time since 1915-16...Robert Parsons was first-team All-Big Six pick and earned All-America honors...NU had consecutive double-digit win total for first time since 1923-24 and 1924-25 seasons.

1937-38 — Won 9, Lost 11

(4-6 in Big Six, tie 3rd)
Home: 7-3 (3-2) Away: 2-8 (1-4)
Coach: William H. Browne

		NU	Opp.
A	12/11	Ohio State	L 31 42
H	12/17	South Dakota	W 44 28
A	12/20	Minnesota	L 28 33
A	12/23	Indiana	L 42 43
A	12/28	Detroit	L 33 34



Before becoming a star with the New York Yankees, Bob Cerv lettered for the Husker cagers from 1947 to 1950. He is one of seven athletes in school history to earn eight or more monograms in a career.

NEBRASKA BASKETBALL

A	12/30	Bradley	L	30	50
A	1/1	Niagara	W	43	37
H	1/7	California	W	38	32
H	1/10	Colorado	W	29	18
H	1/14	Missouri	L	18	27
H	1/22	Kansas State	W	46	32
A	1/29	Iowa State	W	35	32
A	2/2	Kansas	L	33	48
A	2/5	Oklahoma	L	48	50
H	2/9	Oklahoma	W	52	42
A	2/12	Missouri	L	30	38
H	2/14	Iowa State	W	50	23
H	2/19	Loyola (Ill.)	W	39	38
A	2/21	Kansas State	L	29	41
H	2/26	Kansas	L	47	50

Season Note: Robert Parsons was first-team All-Big Six pick for second straight season.

1938-39 — Won 7, Lost 13

(3-7 in Big Six, 5th)
Home: 5-5 (3-2) Away: 2-8 (0-5)
Coach: William H. Browne

H	12/10	South Dakota	W	44	30
H	12/17	Bradley	L	24	39
H	12/21	Minnesota	L	37	66
H	12/23	Wyoming	W	38	30
A	12/26	California	W	46	43
A	12/27	California	L	30	58
A	12/29	UCLA	W	35	30
A	12/30	UCLA	L	40	42
A	1/3	Stanford	L	47	56
H	1/14	Kansas	W	48	37
A	1/17	Kansas State	L	38	43
A	1/21	Missouri	L	41	54
A	1/28	Oklahoma	L	39	56
H	1/30	Iowa State	W	51	44
H	2/8	Kansas State	W	42	34
A	2/14	Kansas	L	46	49
H	2/18	Missouri	L	36	46
H	2/24	DePaul	L	33	37
A	2/27	Iowa State	L	28	41
H	3/4	Oklahoma	L	45	53

Season Notes: NU ended season with five-straight losses; recorded second consecutive losing season...Oklahoma, a team that swept the Huskers, represented Big Six in first NCAA Tournament.

1939-40 — Won 6, Lost 12

(2-8 in Big Six, tie 4th)
Home: 5-6 (2-3) Away: 1-6 (0-5)
Coach: William H. Browne

H	12/9	South Dakota	W	39	15
---	------	--------------	---	----	----

H	12/15	Indiana	L	39	49
H	12/20	Stanford	W	48	47
A	12/23	Minnesota	L	37	61
H	12/27	Utah	L	40	63
A	12/30	Wisconsin	W	53	43
H	1/2	Detroit	L	46	47
H	1/6	California	W	46	32
H	1/8	Iowa State	W	44	28
A	1/13	Missouri	L	33	46
A	1/19	Kansas State	L	25	32
A	1/23	Kansas	L	24	40
H	1/27	Oklahoma	L	41	56
H	2/3	Missouri	L	40	41
A	2/9	Oklahoma	L	28	45
A	2/13	Kansas State	W	61	28
A	2/17	Iowa State	L	33	40
H	2/24	Kansas	L	41	48

Season Notes: Nebraska dropped eight of last nine games to spoil Coach W.H. Browne's final season...Huskers dropped 10-point decision to eventual national champion Indiana at Lincoln in second game of season.

1940-41 — Won 8, Lost 10

(6-4 in Big Six, 3rd)
Home: 5-4 (3-2) Away: 3-6 (3-2)
Coach: A.J. Lewandowski

A	12/6	South Dakota	L	39	40
H	12/14	Marquette	W	35	20
H	12/18	Kentucky	W	40	39
H	12/21	Minnesota	L	36	43
A	12/26	California	L	24	30
A	12/27	Stanford	L	46	57
A	12/30	Oregon State	L	38	61
H	1/4	Wisconsin	L	31	46
H	1/7	Kansas State	W	33	23
H	1/10	Oklahoma	L	29	40
A	1/17	Kansas State	L	32	35
H	1/20	Missouri	W	40	29
A	1/25	Iowa State	W	38	35
H	2/1	Iowa State	W	41	36
A	2/10	Kansas	L	38	44
A	2/15	Missouri	W	38	36
A	2/22	Oklahoma	W	43	42
H	3/1	Kansas	L	53	55

Season Notes: Two-point loss to Kansas in season finale kept Nebraska from .500 record for first time since 1936-37 season...Sid Held and Don Fritz earned first-team All-Big Six honors...first season of five-year tenure for Coach A.J. Lewandowski...for second straight year, NU lost game to eventual national champion (Wisconsin) in non-league play.

1941-42 — Won 6, Lost 13

(4-6 in Big Six, 4th)
Home: 4-4 (3-2) Away: 2-9 (1-4)
Coach: A.J. Lewandowski

H	12/12	South Dakota	W	48	28
A	12/15	Indiana	L	29	56
A	12/16	Kentucky	L	27	42
H	12/20	UCLA	L	36	42
H	12/22	Oregon	L	42	49
A	12/27	Minnesota	L	32	56
A	12/29	Detroit	L	29	33
A	12/30	Iowa	W	41	34
H	1/6	Kansas State	W	44	38
H	1/12	Missouri	W	51	45
A	1/17	Kansas	L	32	51
H	1/24	Great Lakes	L	40	50
A	1/31	Iowa State	L	33	39
A	2/2	Kansas State	L	35	38
H	2/7	Iowa State	W	39	31
A	2/14	Kansas	L	30	58
A	2/16	Oklahoma	L	29	37
H	2/21	Oklahoma	L	41	46
A	2/28	Missouri	W	41	40

Season Note: After 2-0 Big Six start, NU lost four straight and seven of last nine games to finish with sub-.500 record for fifth straight season.

1942-43 — Won 6, Lost 10

(5-5 in Big Six, tie 3rd)
Home: 4-4 (3-2) Away: 2-6 (2-3)
Coach: A.J. Lewandowski

A	12/7	South Dakota	L	30	40
A	12/12	Illinois	L	27	69
H	12/19	Iowa	W	52	43
H	12/30	Indiana	L	39	40
A	1/5	Kansas State	W	41	32
A	1/16	Missouri	W	39	36
A	1/18	Iowa State	L	38	50
H	1/21	Gardner Naval	L	37	52
H	1/30	Oklahoma	L	32	56
KC	2/6	Gardner Naval	L	37	43
H	2/13	Kansas	L	24	56
H	2/17	Kansas State (OT)	W	50	47
H	2/20	Missouri	W	56	50
A	2/23	Kansas	L	33	52
H	2/27	Iowa State	W	51	36
A	3/1	Oklahoma	L	48	65

Season Note: Five-straight mid-season losses stood between NU and its first winning season since 1936-37.

1943-44 — Won 2, Lost 13

(1-9 in Big Six, tie 5th)
Home: 2-5 (1-4) Away: 0-8 (0-5)
Coach: A.J. Lewandowski

A	12/10	Iowa	L	33	50
A	12/11	DePaul	L	15	55
A	12/13	Minnesota	L	21	40
H	12/18	South Dakota	W	41	31
A	1/8	Iowa State	L	24	56
A	1/15	Kansas	L	27	51
A	1/17	Oklahoma	L	35	45
H	1/22	Minnesota	L	32	45
H	2/1	Kansas State	W	54	47
H	2/5	Missouri (OT)	L	32	36
A	2/12	Missouri	L	29	44
A	2/14	Iowa State	L	35	58
H	2/19	Kansas	L	47	56
H	2/26	Oklahoma	L	32	43
A	2/29	Kansas State	L	37	40

Season Notes: Fewest wins in season for Huskers since 1897-98 campaign...Nebraska failed to win road game for first time in eight years.



Coach Harry Good guided Nebraska to a share of the 1949 and 1950 Big Seven Conference titles.

1944-45 — Won 2, Lost 17

(1-9 in Big Six, 6th)
Home: 2-7 (1-4) Away: 0-10 (0-5)
Coach: A.J. Lewandowski

		NU	Opp.
H 12/16	Iowa	L	45 61
H 12/22	Minnesota	L	54 55
KC 12/23	Kansas State	L	46 49
H 12/27	Pentathlon	W	54 40
A 12/29	Illinois	L	39 71
A 12/30	Indiana	L	42 65
H 1/3	Oklahoma	L	37 44
A 1/8	Iowa State	L	38 50
A 1/12	Kansas	L	33 48
A 1/13	Oklahoma*	L	45 48
A 1/15	NATTC**	L	34 57
A 1/20	Kansas State	L	48 70
H 1/30	Navy Pre-Flight	L	42 62
H 2/3	Missouri	L	41 47
H 2/10	Kansas	W	59 45
A 2/17	Missouri (2OT)	L	54 55
A 2/19	Iowa State	L	45 47
A 2/20	Navy Pre-Flight***	L	41 55
H 2/24	Kansas State	L	47 55

*at Oklahoma City, Okla.
**at Norman, Okla.
***at Iowa City, Iowa

Season Notes: Final season for Coach A.J. Lewandowski...Huskers lost 10 straight from Dec. 27 through Feb. 3, ended streak with 14-point homecourt win over Kansas, then lost final four games of season.

1945-46 — Won 7, Lost 13

(3-7 in Big Six, tie 4th)
Home: 5-4 (2-3) Away: 2-9 (1-4)
Coach: L.F. Klein

		NU	Opp.
A 12/8	Minnesota	L	30 55
H 12/11	South Dakota	W	52 29
KC 12/14	Missouri	L	54 63
KC 12/15	Kansas State	W	62 47
A 12/17	Iowa	L	35 61
H 12/20	Illinois	L	51 62
H 12/28	Oregon State	W	48 40
A 12/29	Bradley	L	33 53
A 12/31	Marquette	L	36 49
H 1/2	Kansas State	W	44 37
A 1/7	Oklahoma	L	48 70
H 1/11	Kansas	L	45 56
A 1/14	Iowa State	L	39 57
A 1/18	Missouri	W	44 42
H 2/1	South Dakota State	W	52 50
H 2/8	Iowa State	L	45 57
H 2/11	Oklahoma	L	44 51
A 2/15	Kansas	L	30 72
H 2/25	Missouri	W	42 39
A 2/28	Kansas State	L	49 54

Season Note: L.F. Klein replaced A.J. Lewandowski as NU head coach, guided Huskers to 7-13 record in only season on bench.

1946-47 — Won 10, Lost 14

(3-7 in Big Six, tie 5th)
Home: 7-4 (3-2) Away: 3-10 (0-5)
Coach: Harry Good

		NU	Opp.
H 12/4	South Dakota	W	68 37
H 12/7	Ottumwa Navy	W	65 45
H 12/9	Drake	W	48 44
Big Six Holiday Tournament			
KC 12/12	Arkansas	L	46 57
KC 12/13	Iowa State	W	54 51
KC 12/14	Oklahoma	L	52 63
H 12/17	St. Mary's (Calif.)	L	54 58
H 12/23	Minnesota	L	58 66
A 12/28	Illinois	L	37 72
A 12/30	Louisville	L	53 68
A 12/31	Western Kentucky	L	56 74
A 1/4	Kansas State	L	54 63
H 1/6	Oklahoma	W	44 41
H 1/14	Kansas	W	48 46

A 1/18	Missouri	L	41 47
A 1/20	Iowa State	L	44 61
A 1/31	Drake	W	65 44
A 2/1	Ottumwa Navy	W	72 53
H 2/4	South Dakota State	W	53 34
H 2/10	Iowa State	L	54 56
A 2/15	Kansas	L	37 69
A 2/17	Oklahoma	L	49 63
H 2/22	Missouri	L	49 60
H 2/27	Kansas State	W	54 50

Season Notes: NU was 9-10 with four games to go, but lost four of last five games to end 10-14...Harry Good became the Husker head coach after several successful seasons at the University of Indiana...first year of league-sponsored Holiday Tournament at Kansas City, Mo., an event that lasted through 1978-79 season.

1947-48 — Won 11, Lost 13

(5-7 in Big Seven, 5th)
Home: 6-4 (3-3) Away: 5-9 (2-4)
Coach: Harry Good

		NU	Opp.
H 12/8	Purdue	L	56 60
A 12/13	Minnesota	L	59 63
H 12/16	South Dakota	W	65 38
Big Seven Holiday Tournament			
KC 12/18	Missouri	W	46 44
KC 12/19	Oklahoma	L	46 47
KC 12/20	Kansas (OT)	L	60 64
H 12/23	Colorado State	W	67 47
A 12/27	Stanford*	W	51 47
A 12/29	San Jose State	L	38 39
A 12/30	Nevada-Reno	L	58 63
A 1/2	Northern Colorado	W	58 54
A 1/6	Iowa State	L	44 55
H 1/12	Missouri	L	54 66
A 1/17	Colorado	W	59 55
H 1/31	Kansas State	L	45 64
H 2/3	South Dakota State	W	66 56
A 2/7	Kansas	W	61 57
A 2/9	Oklahoma	L	57 79
A 2/14	Missouri	L	41 47
H 2/21	Iowa State	W	62 57
H 2/25	Colorado	W	58 53
A 2/27	Kansas State	L	49 56
H 3/1	Oklahoma	L	74 81
H 3/6	Kansas	W	70 64

*San Francisco, Calif.

Season Notes: Claude Retherford led team in scoring,

tallied school single-season record 244 points...Huskers were 10-11 going into final three games of season and had shot at first winning season since 1935-36, but dropped two of those games for 11th-straight losing season...Colorado joined Big Six and the league changed its name to the Big Seven...NU led Big Seven in scoring at 55.9 points per game for all games.

1948-49 — Won 16, Lost 10

(9-3 in Big Seven, tie 1st)
Home: 9-2 (5-1) Away: 7-8 (4-2)
Coach: Harry Good

		NU	Opp.
H 12/1	NW Missouri State	W	59 39
H 12/6	Minnesota	L	52 61
H 12/11	Northern Iowa	W	63 52
A 12/17	Purdue	L	47 64
A 12/18	Cincinnati	L	46 64
A 12/20	Duquesne	L	49 55
A 12/21	Western Reserve	W	83 80
Big Seven Holiday Tournament			
KC 12/28	Kansas State	L	34 48
KC 12/29	Missouri	L	50 52
KC 12/30	Harvard	W	56 54
H 1/8	Kansas	W	52 34
H 1/11	Washington (Mo.)	W	48 45
H 1/15	Iowa State	W	71 50
H 1/29	South Dakota	W	72 50
H 1/31	Kansas State	W	70 48
H 2/5	Colorado	W	45 43
A 2/12	Kansas	W	49 39
A 2/14	Oklahoma	L	45 47
A 2/19	Iowa State	W	44 41
H 2/21	Missouri	W	47 46
A 2/26	Colorado	W	56 45
A 3/1	Kansas State	L	28 53
H 3/5	Oklahoma	L	49 56
A 3/7	Missouri	W	52 48
Big Seven Playoff			
KC 3/14	Oklahoma	W	57 56
NCAA District Tournament			
KC 3/16	Oklahoma State (2)	L	35 52

Season Notes: Cornhuskers tied Oklahoma for first-place in league, beat Sooners in league playoff for spot in NCAA District Tournament...first NU title on hardwood since 1936-37 season...Claude Retherford led team in scoring for third straight year, finished with then-school single-season record 311 points...Retherford was first-team All-Big Seven pick, led conference in scoring for league games only at 12.4 points per game and was conference



NU's 1949-50 team tied Kansas and Kansas State for the Big Seven title with an 8-4 record.

NEBRASKA BASKETBALL

MVP...Bus Whitehead also earned first-team all-conference honors...for second-straight year, NU led league in scoring with 52.3 average.

1949-50 — Won 16, Lost 7

(8-4 in Big Seven, tie 1st)

Home: 12-1 (5-1) Away: 4-6 (3-3)

Coach: Harry Good

		NU	Opp.
H	12/3	South Dakota State	W 61 32
H	12/7	NW Missouri State	W 58 39
A	12/12	Bradley (1)	L 54 64
H	12/14	Northern Iowa	W 60 54
H	12/17	Baylor	W 69 55
H	12/19	Colorado State	W 63 43
H	12/23	Idaho	W 66 45
Big Seven Holiday Tournament			
KC	12/28	Colorado	L 57 67
KC	12/29	Michigan	L 65 67
KC	12/30	Iowa State (OT)	W 85 67
H	1/2	South Dakota	W 47 40
H	1/10	Kansas	W 57 56
H	1/14	Iowa State	W 64 46
A	1/16	Colorado	L 59 72
H	1/30	Kansas State (OT-12)	W 65 63
H	2/6	Missouri	W 50 41
A	2/11	Kansas	L 36 49
A	2/13	Oklahoma	W 57 55
H	2/18	Colorado	W 59 49
A	2/20	Missouri	W 55 48
A	2/25	Iowa State (OT)	W 56 54
H	3/4	Oklahoma	L 48 64
A	3/11	Kansas State (14)	L 60 63

Season Notes: Nebraska tied Kansas and Kansas State for Big Seven title; second straight year Huskers earned share of conference crown...NU went into final regular-season game with chance to win crown outright, but dropped three-point decision at Kansas State, forced to settle for tie with Jayhawks and Wildcats...Huskers finished seventh in Big Seven Holiday tourney, but opened league play 4-1, then after 13-point loss at Kansas, rebounded to win four straight before losing back-to-back games to end season...Bus Whitehead was first-team All-Big Seven performer, led Cornhuskers in scoring and tallied school single-season record 360 points...NU made first-ever appearance in AP poll at No. 16 the week of Feb. 28.

1950-51 — Won 9, Lost 14

(4-8 in Big Seven, 5th)

Home: 7-2 (4-2) Away: 2-12 (0-6)

Coach: Harry Good

		NU	Opp.
A	12/2	Minnesota	L 41 55
H	12/4	NW Missouri State	W 61 39
A	12/8	Washington	L 49 54
A	12/9	Washington	L 53 71
A	12/11	California*	L 59 62
A	12/12	Santa Clara	W 53 38
H	12/19	Northern Iowa	W 63 55
Big Seven Holiday Tournament			
KC	12/28	Missouri (9)	W 54 52
KC	12/29	Kansas State	L 53 72
KC	12/30	Kansas (10)	L 47 63
H	1/3	South Dakota	W 74 49
A	1/6	Kansas (20)	L 41 66
H	1/8	Iowa State	W 51 49
A	1/15	Colorado	L 45 51
A	2/2	Iowa State	L 51 67
H	2/5	Kansas State (4)	L 50 79
H	2/10	Kansas (20)	L 52 61
A	2/12	Oklahoma	L 49 72
H	2/19	Missouri	W 54 52
H	2/24	Colorado	W 58 45
A	2/26	Kansas State (5)	L 48 74
H	3/3	Oklahoma	W 46 44
A	3/7	Missouri	L 57 68

*San Francisco, Calif.

Season Notes: After a 1-1 start in Big Seven play, NU lost five straight, before winning three of last five league games...Bob Pierce averaged team-high 16.7 points, broke NU single-season scoring mark with 384 points...Jim Buchanan was only other player in double digits.

1951-52 — Won 7, Lost 17

(3-9 in Big Seven, 7th)

Home: 7-4 (3-3) Away: 0-13 (0-6)

Coach: Harry Good

		NU	Opp.
H	12/1	Northern Iowa	W 60 44
H	12/8	Minnesota	L 55 63
H	12/11	NW Missouri State	W 59 43
H	12/15	Fresno State	W 72 48
A	12/19	Southern Methodist	L 55 61
A	12/20	Texas Christian (OT)	L 57 58
A	12/21	Tampa	L 76 81
A	12/22	Miami	L 60 70
Big Seven Holiday Tournament			
KC	12/27	Kansas State (8)	L 67 87
KC	12/28	Colorado	L 63 68
KC	12/29	Iowa State	L 66 75
H	1/5	Colorado	W 63 61
A	1/12	Kansas State (7)	L 36 71
H	1/14	Kansas (1)	L 66 69
H	1/26	South Dakota	W 82 59
A	1/28	Iowa State	L 72 78
H	2/2	Missouri	L 55 60
H	2/9	Oklahoma	W 67 66
A	2/11	Colorado	L 65 67
A	2/16	Kansas (9)	L 52 90
A	2/18	Oklahoma	L 59 65
H	2/25	Iowa State	W 75 53
H	3/1	Kansas State (3)	L 60 75
A	3/3	Missouri	L 53 68

Season Notes: Huskers posted second straight losing record and finished last in league for first time since 1944-45 campaign...guard Jim Buchanan earned All-America honors and was first-team All-Big Seven pick...Buchanan led Huskers in scoring with 16.7 average.

1952-53 — Won 9, Lost 11

(4-8 in Big Seven, 6th)

Home: 5-4 (2-4) Away: 4-7 (2-4)

Coach: Harry Good

		NU	Opp.
H	12/6	South Dakota	W 65 53
A	12/13	Minnesota	L 62 71
H	12/17	Springfield	W 82 73
A	12/20	Bradley	W 73 65
Big Seven Holiday Tournament			
KC	12/27	Kansas	L 66 73
KC	12/29	Iowa State	W 83 79
KC	12/30	Colorado	L 53 67
H	1/3	Harvard	W 92 53
A	1/5	Colorado	W 80 65
H	1/12	Kansas	L 59 65
H	1/17	Iowa State	L 60 78
H	1/19	Missouri	W 73 62
H	2/7	Kansas State (5)	W 80 67
H	2/9	Colorado	L 78 86
A	2/14	Kansas (14)	L 58 77
A	2/16	Oklahoma	W 59 53
A	2/21	Missouri	L 59 66
H	2/28	Oklahoma	L 70 78
A	3/2	Iowa State	L 66 93
A	3/10	Kansas State (8)	L 80 108

Season Notes: Huskers were 8-5 at one point, but lost six of final seven games to post third straight losing season...Bill Johnson led team in both scoring (13.9) and rebounding (9.4).

1953-54 — Won 8, Lost 13

(5-7 in Big Seven, tie 4th)

Home: 6-3 (4-2) Away: 2-10 (1-5)

Coach: Harry Good

		NU	Opp.
A	12/5	Minnesota	L 64 75
H	12/12	Iowa	W 81 70
H	12/15	South Dakota	W 70 53
A	12/19	Oregon State (11)	L 55 83
A	12/21	Oregon	L 68 84
A	12/22	Oregon	L 72 74
Big Seven Holiday Tournament			
KC	12/26	Kansas State	W 78 74
KC	12/29	Oklahoma	L 70 86

KC	12/30	Missouri	L 57 72
A	1/4	Iowa State	W 74 60
H	1/9	Oklahoma	W 76 72
H	1/11	Kansas State	W 88 75
H	1/18	Missouri	W 80 72
A	2/6	Kansas State	L 70 91
H	2/8	Colorado	L 67 75
A	2/13	Kansas (20)	L 68 79
A	2/15	Oklahoma	L 68 76
A	2/20	Colorado	L 58 83
H	2/22	Kansas (17)	L 62 67
H	2/27	Iowa State	W 78 65
A	3/1	Missouri	L 67 82

Season Notes: Huskers got off to 3-6 start, opened Big Seven play with four-straight wins, but lost six straight and seven of their final eight games to finish 8-13...Bill Johnson led team in both scoring (18.2) and rebounding (11.2) for second straight season...Johnson's scoring average stood as NU record for 13 seasons...Johnson grabbed NU single-game record 26 rebounds in Jan. 4 game at Iowa State.

1954-55 — Won 9, Lost 12

(6-6 in Big Seven, tie 3rd)

Home: 7-1 (5-1) Away: 2-11 (1-5)

Coach: Jerry Bush

		NU	Opp.
A	12/6	Iowa (4)	L 61 84
H	12/11	South Dakota	W 87 51
A	12/18	Bradley	W 93 68
A	12/20	Alabama (19)	L 76 88
A	12/22	Memphis State	L 79 86
Big Seven Holiday Tournament			
KC	12/27	Missouri (7)	L 58 75
KC	12/29	Colorado	L 47 89
KC	12/30	Kansas (16)	L 66 69
H	1/4	Iowa State	W 76 63
A	1/8	Missouri (9)	L 59 67
H	1/11	Kansas State	W 69 59
H	1/15	Kansas	W 66 62
H	1/21	NW Missouri State	W 74 54
A	2/5	Kansas State	L 62 79
H	2/7	Colorado	W 84 77
H	2/12	Oklahoma	W 75 67
H	2/14	Missouri(14)	L 73 76
A	2/19	Kansas	W 68 55
A	2/21	Oklahoma	L 76 78
A	2/26	Iowa State	L 75 82
A	3/5	Colorado	L 66 77

Season Notes: Under the direction of first-year mentor Jerry Bush, the Huskers finished 9-12...Bush, who replaced Harry Good as NU's coach, came to Lincoln after posting a 129-59 record in seven years at Toledo...Huskers were 9-9 after 18 games, but lost last three games to record school's fifth-straight losing season...Willard Fagler led team in scoring with 13.6 average, while Rex Ekwall averaged team-high 11.5 rebounds per game.


1955-56 — Won 7, Lost 16

(3-9 in Big Seven, 6th)

Home: 5-5 (2-4) Away: 2-11 (1-5)

Coach: Jerry Bush

		NU	Opp.
A	12/3	Iowa	L 51 60
H	12/9	Texas Tech (OT)	W 69 63
A	12/10	Michigan	L 71 77
A	12/12	Wichita State	L 46 71
H	12/16	UCLA	W 71 65
A	12/19	Wisconsin	L 52 71
H	12/21	Vanderbilt (8)	L 48 66
Big Seven Holiday Tournament			
KC	12/28	Missouri	L 66 71
KC	12/29	Cornell (N.Y.)	W 70 69
KC	12/30	Kansas State	L 51 79
A	1/7	Colorado	L 63 78
H	1/16	Missouri	W 83 77
H	1/21	Colorado	L 50 77
H	2/4	Emporia State	W 72 59
H	2/6	Kansas State	L 52 66
A	2/11	Kansas	L 56 80
A	2/13	Oklahoma (OT)	W 68 61
H	2/18	Iowa State (OT)	L 69 71
A	2/20	Kansas State	L 50 73



Herschell Turner (left) earned All-Big Eight honors for Coach Jerry Bush.

H	2/25	Kansas	L	56	60
H	3/3	Oklahoma (OT)	W	64	63
A	3/5	Missouri	L	80	88
A	3/9	Iowa State	L	74	94

Season Notes: Biggest win of season was 71-65 homecourt decision over eventual Pac-8 Conference champion UCLA, the only time an NU team beat a John Wooden-coached Bruin squad...three of NU's seven wins were in overtime...Rex Ekwall led NU in both scoring (14.9) and rebounding (10.7).

1956-57 — Won 11, Lost 12

(5-7 in Big Seven, tie 4th)
Home: 7-2 (4-2) Away: 4-10 (1-5)
Coach: Jerry Bush

			NU	Opp.
A	11/30	UCLA	L	56 69
A	12/1	UCLA	L	60 78
H	12/3	Iowa	W	67 43
H	12/8	Michigan	W	73 60
H	12/10	Wisconsin	W	53 51
H	12/17	Purdue	W	65 62
A	12/20	Texas Tech	W	67 66
A	12/22	Vanderbilt	L	54 78
Big Seven Holiday Tournament				
KC	12/27	Michigan State	L	65 79
KC	12/28	Missouri	W	70 65
KC	12/29	Iowa State (14)	L	69 89
H	1/7	Colorado	W	74 52
A	1/12	Colorado	L	56 60
A	1/19	Missouri	W	84 65
A	2/4	Kansas State	L	53 89
H	2/9	Kansas (2)	L	54 69
A	2/11	Missouri	W	53 49
A	2/16	Iowa State (9)	L	47 59
H	2/18	Kansas State (17)	L	56 81
A	2/23	Kansas (2)	L	60 87
A	2/25	Oklahoma	L	53 55
H	3/6	Oklahoma	W	64 55

H	3/9	Iowa State (17)	W	67	58
---	-----	-----------------	---	----	----

Season Notes: After 0-2 start, Huskers won five-straight games, with four of those victories against Big Ten institutions...NU was 8-6 after Jan. 19 win over Missouri, but dropped five of its next seven games to ensure seventh straight losing season...Rex Ekwall led team in both scoring (13.3) and rebounding (9.3).

1957-58 — Won 10, Lost 13

(5-7 in Big Seven, tie 4th)
Home: 9-2 (5-1) Away: 1-11 (0-6)
Coach: Jerry Bush

			NU	Opp.
H	12/2	South Dakota State	W	64 52
H	12/5	Wyoming	W	77 66
A	12/7	Michigan	L	57 81
A	12/9	Notre Dame (15)	L	56 69
H	12/14	Purdue	L	61 70
H	12/16	Denver	W	68 63
H	12/19	Ohio	W	61 53
A	12/21	Marquette	L	64 79
Big Seven Holiday Tournament				
KC	12/27	Princeton	W	74 64
KC	12/28	Kansas State (3)	L	57 88
KC	12/30	Iowa State (20)	L	51 61
A	1/6	Missouri	L	54 55
A	1/11	Kansas State (4)	L	59 74
H	1/13	Oklahoma (14)	W	57 54
H	1/18	Iowa State	L	52 57
A	2/1	Iowa State	L	63 78
A	2/8	Kansas (2)	L	46 102
A	2/10	Oklahoma (20)	L	39 66
H	2/12	Missouri (OT)	W	67 62
H	2/17	Colorado	W	50 41
H	2/22	Kansas (4)	W	43 41
H	3/3	Kansas State (1)	W	55 48
A	3/8	Colorado	L	52 54

Season Notes: After splitting its first eight games, NU lost

eight of its next nine games before winning four of final five games...two of the school's most-memorable wins came late in season...Kansas handed NU its worst loss ever, 102-46, at Lawrence, but Huskers avenged loss by knocking off fourth-ranked Jayhawks in Lincoln, 43-41...NU guard Jimmy Kubacki hit a 15-foot jumper with two seconds left to give the Huskers the win over the Wilt Chamberlain-led Jayhawks...nine days later, the Huskers shocked No. 4 Kansas State and Omaha native Bob Boozer...K-State went into March 3 game ranked fourth in AP poll, but was No. 1 when the new poll was released on March 4...Wilson Fitzpatrick and Gary Reimers both averaged a team-best 11.5 points per game, while Herschell Turner led team in rebounding with an 8.2 average.

1958-59 — Won 12, Lost 13

(5-9 in Big Eight, tie 5th)
Home: 9-3 (4-3) Away: 3-10 (1-6)
Coach: Jerry Bush

			NU	Opp.
H	12/1	NW Missouri State	W	85 44
H	12/6	Montana State	W	75 43
H	12/8	Marquette (17)	W	62 60
A	12/13	Minnesota	L	57 78
H	12/15	Texas Tech	W	54 46
A	12/18	Bradley (11)	L	48 85
A	12/20	Michigan State (11)	L	55 80
Big Eight Holiday Tournament				
KC	12/27	Oklahoma State	W	55 48
KC	12/29	Colorado	L	50 54
KC	12/30	Oklahoma	W	60 43
A	1/5	Colorado	L	50 57
H	1/10	Oklahoma State	W	47 44
H	1/12	Missouri	W	81 69
H	1/17	Iowa State	W	52 49
H	1/31	Detroit	W	91 77
H	2/2	Kansas State (3)	L	43 50
A	2/7	Oklahoma State	L	39 54
A	2/9	Oklahoma	L	48 54
H	2/14	Kansas	L	55 63
A	2/21	Kansas	L	50 66
H	2/23	Colorado	W	62 61
A	2/28	Iowa State	L	56 59
A	3/2	Missouri	W	81 79
H	3/5	Oklahoma	L	54 65
A	3/9	Kansas State (2)	L	54 76

Season Notes: NU finished with best record in nine-year tenure of Coach Jerry Bush...NU was 12-11 heading into final two games, and needed one win to secure first winning season since 1949-50, but it dropped both games to finish 12-13...Herschell Turner led team in scoring (17.1) and rebounding (9.8)...Turner was first-team All-Big Eight pick by United Press International...Turner's scoring average was best for NU player since Bill Johnson's 18.2 mark in 1953-54...Oklahoma State's addition to the league made the Big Seven the Big Eight.

1959-60 — Won 7, Lost 17

(4-10 in Big Eight, tie 7th)
Home: 6-5 (4-3) Away: 1-12 (0-7)
Coach: Jerry Bush

			NU	Opp.
H	12/5	Air Force	W	68 54
H	12/7	Minnesota	W	76 66
H	12/14	Notre Dame	L	62 70
H	12/17	Michigan State (20T)	L	80 82
A	12/19	Oregon State	L	60 63
N*	12/21	Oregon State	L	65 67
A	12/23	Montana State	L	58 64
Big Eight Holiday Tournament				
KC	12/26	Colorado	L	55 64
KC	12/29	Kansas State	L	63 71
KC	12/30	Missouri	W	78 67
A	1/4	Iowa State	L	53 57
H	1/9	Kansas	L	47 60
A	1/11	Missouri	L	61 69
A	1/16	Colorado (OT)	L	57 62
H	1/30	Colorado	L	54 58
H	2/1	Missouri	W	64 59
A	2/6	Oklahoma State	L	47 52
A	2/8	Oklahoma	L	54 63
H	2/13	Iowa State	W	69 49

H	2/20	Kansas State	W	70	60
H	2/22	Oklahoma	L	49	50
H	2/27	Oklahoma State	W	54	47
A	3/5	Kansas State	L	74	83
A	3/7	Kansas	L	74	79

*Portland, Ore.

Season Notes: After a 2-0 start, NU lost seven straight and 12 of its next 13 games and went on to finish 7-17...Herschell Turner was a first-team All-Big Eight performer after leading team in scoring (15.9) and rebounding (8.0) for second straight season...Turner became first 1,000-point scorer in school history with 1,056 points.

1960-61 — Won 10, Lost 14

(4-10 in Big Eight, 6th)
Home: 7-5 (3-4) Away: 3-9 (1-6)
Coach: Jerry Bush

		W	L	T	NU	Opp.
H	12/1	Northern Iowa	W	78	68	
H	12/3	Wichita State	L	63	65	
H	12/7	Utah State	W	65	60	
H	12/13	Denver	W	77	52	
A	12/17	Detroit (3)	L	62	71	
A	12/19	Cincinnati	L	60	75	
H	12/21	Arizona	W	79	55	
Big Eight Holiday Tournament						
KC	12/28	Kansas	L	53	78	
KC	12/29	Missouri	W	90	72	
KC	12/30	Oklahoma State	W	70	61	
H	1/7	Missouri	W	62	48	
H	1/9	Colorado (OT)	W	65	61	
A	1/14	Colorado*	L	51	66	
H	1/21	Iowa State	L	58	66	
A	2/4	Oklahoma State	L	47	55	
A	2/6	Oklahoma	L	58	69	
H	2/11	Kansas	L	33	38	
A	2/13	Iowa State	L	62	68	
H	2/18	Oklahoma State	L	61	65	
H	2/20	Oklahoma	W	83	61	
A	2/25	Kansas	W	69	68	
H	2/27	Kansas State (8)	L	67	77	
A	3/4	Kansas State (7)	L	56	75	
A	3/6	Missouri	L	76	97	

*CU won game, but later forfeited

Season Notes: After back-to-back wins over Oklahoma and Kansas in late February, Huskers stood 10-11 and needed two wins in final three games to secure first winning season since 1949-50, but NU lost all three games to finish 10-14...Tom Russell led NU in both scoring (12.5) and rebounding (9.7).

1961-62 — Won 9, Lost 16

(5-9 in Big Eight, tie 5th)
Home: 5-5 (2-5) Away: 4-11 (3-4)
Coach: Jerry Bush

		W	L	T	NU	Opp.
A	12/4	Wichita State	L	49	79	
H	12/7	Southern Methodist	W	63	60	
A	12/9	Air Force	L	49	58	
H	12/11	Notre Dame	W	65	61	
H	12/16	Ohio	W	81	64	
A	12/20	Wyoming	L	70	71	
A	12/22	California	L	49	50	
A	12/23	Stanford	L	59	72	
Big Eight Holiday Tournament						
KC	12/27	Kansas State (5)	L	48	60	
KC	12/29	Oklahoma State	W	52	51	
KC	12/30	Kansas	L	68	69	
A	1/6	Kansas	W	69	67	
H	1/10	Oklahoma	W	57	56	
H	1/13	Colorado	L	56	58	
A	1/20	Iowa State	L	72	84	
A	2/3	Kansas State (4)	L	53	72	
H	2/5	Oklahoma State	W	57	56	
A	2/10	Colorado	L	63	74	
H	2/12	Iowa State	L	66	79	
A	2/17	Missouri	W	65	63	
H	2/21	Kansas	L	70	73	
H	2/24	Missouri	L	63	81	
A	3/2	Oklahoma State	L	64	65	
A	3/5	Oklahoma (OT)	W	71	69	
H	3/7	Kansas State (3)	L	60	84	

Season Notes: Six losses by three or fewer points gave Huskers 9-16 record rather than 15-10 mark...for second straight season, Tom Russell led NU in both scoring (16.5) and rebounding (8.0)...Russell also ranked seventh nationally in field goal percentage at .560...Russell scored then-school-record 38 points in Huskers' 73-70 homecourt loss to Kansas.

1962-63 — Won 6, Lost 19

(1-13 in Big Eight, 8th)
Home: 4-9 (1-6) Away: 2-10 (0-7)
Coach: Jerry Bush

		W	L	T	NU	Opp.
A	12/1	Texas Tech	W	68	66	
A	12/3	Houston	L	61	68	
H	12/8	Air Force	W	43	39	
H	12/10	Northern Iowa	W	78	59	
H	12/15	Denver	L	54	63	
H	12/17	Miami (Ohio)	W	72	69	
H	12/21	Southern California	L	49	58	
H	12/22	Southern California	L	53	55	
Big Eight Holiday Tournament						
KC	12/26	Iowa State	L	68	82	
KC	12/28	Colorado	L	47	59	
KC	12/29	Oklahoma	W	93	86	
H	1/7	Colorado	L	47	75	
A	1/12	Kansas State	L	53	66	
A	1/19	Kansas	L	53	72	
H	2/2	Kansas State	L	60	72	
A	2/4	Iowa State	L	69	83	
H	2/9	Missouri	L	61	69	
H	2/11	Iowa State	L	54	75	
A	2/16	Oklahoma State	L	41	51	
A	2/18	Oklahoma	L	77	84	
H	2/23	Kansas	L	39	45	
H	2/25	Oklahoma State	W	49	48	
H	3/2	Oklahoma	L	75	77	
A	3/4	Colorado	L	51	80	
A	3/6	Missouri	L	72	84	

Season Notes: After a 4-2 start, NU lost 14 of next 15 games, including 10 straight to open Big Eight Conference play...Huskers avert winless conference record and snap 10-game losing streak with 49-48 win over Oklahoma State late in February...season was last for Coach Jerry Bush, who resigned following the season after nine years at the helm...the 19 losses were most ever in one year for a Husker team...Daryl Petsch led team in scoring with 14.8 average, while Charlie Jones was club's top rebounder (8.2).

1963-64 — Won 7, Lost 18

(5-9 in Big Eight, tie 6th)
Home: 6-5 (4-3) Away: 1-13 (1-6)
Coach: Joe Cipriano

		W	L	T	NU	Opp.
H	12/2	Wyoming	W	79	72	
A	12/6	Michigan (8)	L	55	80	
A	12/7	Purdue	L	75	81	
H	12/9	Texas Tech	L	60	76	
H	12/14	Houston	L	58	64	
A	12/20	Southern California	L	73	79	
A	12/21	Southern California	L	64	79	
Big Eight Holiday Tournament						
KC	12/26	Kansas State	L	78	100	
KC	12/28	Oklahoma	L	66	75	
KC	12/30	Colorado	L	58	80	
A	1/6	Iowa State	W	55	52	
H	1/11	Missouri (OT)	W	74	69	
A	1/14	Kansas	L	48	74	
H	1/18	Oklahoma City	W	74	65	
A	2/1	Missouri	L	60	78	
H	2/3	Kansas State (OT)	L	66	73	
H	2/8	Oklahoma (2OT)	W	76	69	
H	2/10	Oklahoma State	W	54	53	
H	2/15	Colorado	L	52	60	
A	2/17	Kansas State	L	48	50	
H	2/22	Iowa State	W	57	55	
H	2/24	Kansas	L	55	64	
A	2/29	Oklahoma State	L	45	81	
A	3/2	Oklahoma	L	76	82	
A	3/9	Colorado	L	73	89	

Season Notes: After guiding Idaho to a 22-5 record in 1962-

63, Joe Cipriano was tabbed as the Huskers' 22nd basketball coach, replacing Jerry Bush, who resigned after the 1962-63 season...NU scored 79-72 win over Wyoming in Cipriano's debut, then lost nine straight before opening Big Eight play with a 55-52 win at Iowa State...Charlie Jones led NU in scoring (12.9) and rebounding (6.8).

1964-65 — Won 10, Lost 15

(5-9 in Big Eight, tie 6th)
Home: 8-4 (3-4) Away: 2-11 (2-5)
Coach: Joe Cipriano

		W	L	T	NU	Opp.
A	12/3	Wyoming	L	68	94	
H	12/5	Purdue	W	96	85	
H	12/7	South Dakota	W	74	63	
H	12/12	Michigan (1)	W	74	73	
A	12/18	Texas	L	73	77	
A	12/20	Texas Tech	L	78	82	
H	12/21	California	W	87	80	
H	12/22	California	W	63	59	
Big Eight Holiday Tournament						
KC	12/28	Colorado	L	52	70	
KC	12/29	Oklahoma State	L	61	74	
KC	12/30	Iowa State	L	62	69	
H	1/4	Kansas	L	56	66	
A	1/9	Oklahoma State	L	54	93	
A	1/11	Oklahoma	L	82	89	
H	1/18	Iowa State	W	88	77	
H	1/23	Oklahoma State	L	53	55	
A	2/6	Colorado	L	52	62	
A	2/9	Kansas State	W	62	57	
H	2/13	Colorado	W	66	59	
A	2/15	Missouri	L	74	92	
A	2/20	Iowa State	W	69	65	
A	2/23	Kansas	L	62	71	
H	2/27	Oklahoma	W	67	63	
A	3/2	Missouri	L	66	84	
H	3/8	Kansas State	L	67	79	

Season Notes: Fred Hare's buzzer-beater gave Huskers 74-73 homecourt upset win over top-ranked Michigan...Hare led NU in both scoring (15.2 ppg) and rebounding (7.4 rpg)...NU started 5-3, then dropped six straight and nine of its next 10 to assure 15th straight losing season.

1965-66 — Won 20, Lost 5

(12-2 in Big Eight, 2nd)
Home: 11-0 (7-0) Away: 9-5 (5-2)
Coach: Joe Cipriano

		W	L	T	NU	Opp.
A	12/1	Wisconsin	W	101	88	
H	12/7	Oregon State	W	75	63	
A	12/10	California	L	71	87	



Grant Simmons was NU's first academic All-Big Eight player.

A	12/11	California	W	70	68
H	12/14	Texas	W	75	64
H	12/18	South Dakota	W	77	60
H	12/20	Stanford	W	71	67
Big Eight Holiday Tournament					
KC	12/27	Missouri (OT)	W	69	67
KC	12/29	Oklahoma	W	92	79
KC	12/30	Kansas	L	61	71
A	1/4	Iowa State	W	76	74
H	1/8	Missouri	W	82	60
A	1/15	Kansas State	W	82	71
H	1/18	Kansas (6)	W	83	75
H	1/22	Oklahoma	W	86	78
A	2/5	Oklahoma State (OT)	W	45	41
A	2/7	Oklahoma	W	85	81
A	2/8	9/Oklahoma City (OT)	L	81	85
H	2/12	9/Iowa State	W	81	70
A	2/19	9/Missouri	W	71	53
H	2/21	9/Colorado	W	70	63
A	2/26	8/Kansas (6)	L	73	110
H	3/1	9/Kansas State	W	79	69
A	3/5	Colorado	L	88	95
H	3/7	Oklahoma State	W	85	64

Season Notes: The frustration of 15 straight losing seasons was wiped out in the Big Red's 20-5 campaign that ended one win short of a share of the school's first league title in some 15 years...NU headed into the final week of conference play tied with Kansas for the league's top spot, but a loss at Colorado ended the Huskers' title hopes...Huskers posted only second 20-win season in school history, first in 45 seasons...NU moved into the wire service polls for the first time ever, was rated as high as eighth and finished 11th in the final United Press International listing...Grant Simmons was first-team All-Big Eight pick and landed a spot on the USBWA District V all-star team...Stuart Lantz finished second in Big Eight sophomore-of-the-year voting to KU standout Jo Jo White...NU topped century mark for first time ever in 101-88 victory at Wisconsin to open season; later made first appearance in Big Eight Holiday Tournament championship game.

1966-67 — Won 16, Lost 9

(10-4 in Big Eight, tie 2nd)
Home: 10-1 (6-1) Away: 6-8 (4-3)
Coach: Joe Cipriano

H	12/2	Oregon	W	79	56
A	12/7	Wyoming	L	98	102
H	12/10	Pacific	W	90	78
H	12/12	Washington State	W	100	75
H	12/13	Washington State	W	80	78
Vanderbilt Invitational*					
N	12/16	La Salle*	L	76	99
N	12/17	Portland*	W	71	69
Big Eight Holiday Tournament					
KC	12/27	Kansas State	L	81	98
KC	12/29	Oklahoma State	W	73	64
KC	12/30	Colorado	L	66	73
A	1/7	Oklahoma State	W	67	57
A	1/9	Oklahoma	L	87	99
H	1/14	Colorado	W	84	80
H	1/26	Oklahoma	W	97	78
H	1/28	Missouri	W	99	82
A	2/4	Kansas State	W	67	59
A	2/7	Kansas (7)	L	58	84
H	2/11	Iowa State	W	94	82
A	2/18	Iowa State	W	76	65
H	2/25	Kansas State	W	79	71
A	2/28	Missouri	W	80	73
H	3/4	Kansas (4)	L	57	64
H	3/6	Oklahoma State	W	88	71
A	3/11	Colorado	L	57	64
National Invitation Tournament					
N^	3/13	Marshall	L	88	119

*Nashville, Tenn.
^New York City, N.Y.

Season Notes: Nebraska, the Big Eight preseason title favorite, finished second in the league race, three games back of first-place Kansas...Huskers landed first National Invitation Tournament bid ever, but dropped a 119-88 decision to Marshall in the first round at Madison Square Garden...NU posted back-to-back winning seasons for first time since 1948-49 and 1949-50 campaigns...Stuart

Lantz earned first-team All-Big Eight recognition and landed a spot on the USBWA District V all-star squad...Tom Baack and Nate Branch were second-team all-league picks...school-record 20-game homecourt win string snapped by Kansas in late February...after season, Coach Cipriano took Huskers on 13-game Latin American tour.

1967-68 — Won 15, Lost 10

(8-6 in Big Eight, tie 3rd)
Home: 9-1 (6-1) Away: 6-9 (2-5)
Coach: Joe Cipriano

H	12/4	Cal State Fullerton	W	111	74
H	12/5	South Dakota	W	94	61
A	12/8	Washington State	L	70	93
A	12/9	Washington State	W	91	76
A	12/11	Hawaii	L	74	82
A	12/13	Hawaii	L	72	86
A	12/20	Michigan State	L	70	74
H	12/23	Wyoming	W	82	74
Big Eight Holiday Tournament					
KC	12/28	Oklahoma	W	75	65
KC	12/29	Oklahoma State	W	48	46
KC	12/30	Kansas State	W	66	62
A	1/5	Iowa State	L	70	85
A	1/9	Kansas State	L	62	78
H	1/13	Missouri	W	75	66
H	1/27	Oklahoma	W	110	90
H	2/1	Colorado	W	87	73
A	2/3	Oklahoma State	W	63	62
A	2/5	Oklahoma	W	89	83
H	2/10	Kansas State	W	92	68
A	2/17	Kansas	L	60	71
H	2/19	Oklahoma State	W	82	73
A	2/24	Colorado	L	73	75
H	2/27	Kansas	W	76	69
H	3/1	Iowa State (OT)	L	92	93
A	3/7	Missouri	L	70	91

Season Notes: For the first time ever, NU had two 1,000-point career scorers on the floor at the same time, as Tom Baack and Stuart Lantz reached that plateau during the 1967-68 campaign...Baack finished three-year career with a then-school-record 1,293 points and would later become Husker assistant coach...Lantz logged 1,266 points over his three-year career and was a first-team All-Big Eight pick and a District V all-star as a senior...Lantz was a third-round draft pick of the National Basketball Association's San Diego Rockets and would go on to play eight seasons of pro hoops...Baack was a 10th-round pick of the Detroit Pistons...NU won its first Big Eight Holiday title, scoring wins over Oklahoma, Oklahoma State and Kansas State...Huskers' post third straight .500 or better record, a feat the school hadn't accomplished since a three-year string from 1929 through 1931.

1968-69 — Won 12, Lost 14

(5-9 in Big Eight, tie 6th)
Home: 8-3 (4-3) Away: 4-11 (1-6)
Coach: Joe Cipriano

H	11/30	Wisconsin	W	68	55
A	12/6	Oregon State	L	67	79
A	12/7	Oregon	W	85	77
H	12/10	Wichita State (3OT)	W	94	92
H	12/14	Augustana (S.D.)	W	73	56
H	12/16	Michigan State	W	73	59
Sun Devil Classic*					
A	12/20	Arizona State*	L	76	83
N	12/21	California* (15)	L	73	86
A	12/23	Arizona	L	63	68
Big Eight Holiday Tournament					
KC	12/26	Kansas (8)	L	56	82
KC	12/28	Oklahoma	W	70	47
KC	12/30	Missouri	W	76	70
H	1/4	Kansas (5)	L	52	56
A	1/7	Kansas State	L	72	95
A	1/25	Iowa State (OT)	L	93	99
H	1/27	Oklahoma State	L	52	76
H	2/1	Missouri	W	87	71
H	2/3	Oklahoma	W	90	83
A	2/8	Colorado (20)	L	81	83
A	2/11	Missouri	L	60	79

H	2/15	Iowa State (OT)	L	74	75
A	2/22	Kansas (16)	L	73	79
H	2/24	Colorado (18)	W	79	65
H	3/1	Kansas State	W	88	71
A	3/6	Oklahoma State	L	63	72
A	3/8	Oklahoma	W	70	64


*Tempe, Ariz.

Season Notes: Leroy Chalk led Big Eight in field goal percentage with a .538 mark and grabbed a then-school-record 257 rebounds...another sophomore, Marvin Stewart, led NU in scoring with a 14.6 average...Huskers started Big Eight play 0-4, then went 5-5 in final 10 league games.

1969-70 — Won 16, Lost 9

(7-7 in Big Eight, tie 3rd)
Home: 10-1 (6-1) Away: 6-8 (1-6)
Coach: Joe Cipriano

H	12/1	California-Irvine	W	76	73
A	12/4	Augustana (S.D.)	W	75	56
A	12/6	Wichita State (OT)	W	81	79
H	12/9	Duquesne (7)	W	82	77
A	12/12	Houston*	L	82	112
N	12/13	Texas A&M*	W	78	69
H	12/15	Northern Michigan	W	92	68
H	12/20	Arizona	W	79	69
Big Eight Holiday Tournament					
KC	12/27	Colorado	L	60	72
KC	12/29	Iowa State	W	74	66
KC	12/30	Kansas (16)	W	78	73
A	1/6	Iowa State	L	70	72
H	1/13	Kansas State	L	64	71
H	1/17	Colorado	W	60	58
A	1/31	Oklahoma	W	70	60
A	2/2	Oklahoma State	L	58	81
H	2/7	Kansas	W	84	73
A	2/10	Colorado	L	59	76
H	2/14	Missouri	W	60	48
A	2/17	Kansas	L	87	100
A	2/21	Kansas State (18)	L	62	69
H	2/23	Oklahoma	W	79	66
A	2/28	Missouri	L	63	80



Marvin Stewart scored 1,138 points in only 66 games for the Huskers.

NEBRASKA BASKETBALL |


H	3/2	Oklahoma State	W	61	55
H	3/7	Iowa State	W	87	81
*Houston, Texas					

Season Notes: Huskers won nine of first 11 games, and went 7-7 in Big Eight to finish 16-9 overall...Tom Scantlebury led team in scoring with a 14.5 average, but junior Marvin Stewart, the Huskers' top point producer in 1968-69, averaged 14.3 points through 14 games, then missed last 11 games because of academic problems...Leroy Chalk led team in rebounding for second straight season with a 9.4 average.

1970-71 — Won 18, Lost 8

(8-6 in Big Eight, 4th)
Home: 10-2 (5-2) Away: 8-6 (3-4)
Coach: Joe Cipriano

	NU	Opp.
A 12/1 Wyoming	W 68	63
H 12/5 Iowa	W 73	71
H 12/7 Northern Iowa	W 95	71
A 12/11 Texas Christian	W 69	64
A 12/12 Southern Methodist	L 75	80
H 12/14 Nevada-Reno	W 116	71
Husker Classic*		
H 12/18 Miami*	W 85	58
H 12/19 Colorado State*	W 69	65
A 12/23 Wichita State	W 72	71
Big Eight Holiday Tournament		
KC 12/28 Oklahoma State	W 71	58
KC 12/29 Colorado	W 77	67
KC 12/30 Kansas (12)	L 52	72



Joe Cipriano ranked as the school's all-time winningest coach until the 1999-2000 season with 253 victories in 17 seasons.

A 1/9 Kansas State	L 69	70
H 1/16 Iowa State	W 84	62
H 1/30 Oklahoma State	W 80	59
A 2/1 Oklahoma	L 67	79
H 2/6 Kansas (5)	L 67	81
A 2/9 Iowa State (OT)	W 69	67
H 2/13 Missouri	W 81	72
A 2/16 Colorado	W 65	63
A 2/20 Oklahoma State	W 57	55
H 2/22 Oklahoma	L 56	65
H 2/27 Missouri	L 65	77
H 3/2 Kansas State	W 87	71
H 3/6 Colorado	W 85	71
A 3/13 Kansas (5)	L 54	59

Season Notes: Marvin Stewart became first NU player to average 20 points in a season, finishing with school-record 21.4 point-per-game average...Stewart led Big Eight in free-throw percentage at .824, became third NU player to top 1,000-point plateau for career, finished with 1,138 points...Stewart was first-team All-Big Eight pick and was named to all-tourney team at Big Eight Holiday Tournament...NU center Chuck Jura hit school-record and Big Eight-best .592 from field...NU won own Husker Classic and later advanced to title game of Big Eight Holiday Tournament for third time ever (lost to KU in title game, 72-52)...Cipriano became first 100-game winner in school history with Huskers' 69-64 win at Texas Christian...KU won Big Eight title with 14-0 record, first unbeaten champ since Kansas State in 1958-59.

1971-72 — Won 14, Lost 12

(7-7 in Big Eight, 4th)
Home: 11-3 (6-1) Away: 3-9 (1-6)
Coach: Joe Cipriano

	NU	Opp.
H 12/1 Wyoming	W 81	63
H 12/3 San Diego State	L 61	63
H 12/4 Wichita State	L 61	74
A 12/6 Duquesne	L 53	75
H 12/11 Southern Methodist	W 84	76
Husker Classic*		
H 12/17 Idaho*	W 90	49
H 12/18 La Salle*	W 75	60
A 12/21 Iowa	L 77	86
H 12/23 San Jose State	W 80	63
Big Eight Holiday Tournament		
KC 12/27 Missouri	L 64	76
KC 12/29 Oklahoma State	W 64	56
KC 12/30 Oklahoma	W 84	68
H 1/8 Oklahoma State	W 73	59
H 1/10 Oklahoma	W 77	70
H 1/15 Colorado	W 67	55
A 1/26 Oklahoma State	W 64	63
A 1/29 Kansas (OT)	L 55	57
H 2/1 Kansas State	W 61	60
A 2/7 Oklahoma	L 70	72
H 2/12 Iowa State	W 76	71
A 2/15 Missouri (15)	L 65	80
H 2/19 Kansas	W 99	78
A 2/26 Colorado	L 57	67
H 3/4 Missouri (19)	L 54	61
A 3/6 Iowa State	L 67	76
A 3/11 Kansas State (OT)	L 76	81

Season Notes: Center Chuck Jura was first-team All-Big Eight pick and first-team Academic All-Big Eight...Jura led NU in both scoring (21.2) and rebounding (11.7)...his 11.7 rebound average was a school record and topped Big Eight...Jura finished his career with totals of 1,255 points and 740 rebounds...NU won Husker Classic for second straight season.

1972-73 — Won 9, Lost 17

(4-10 in Big Eight, tie 6th)
Home: 4-5 (2-5) Away: 5-12 (2-5)
Coach: Joe Cipriano

	NU	Opp.
H 11/24 North Texas	W 64	46
A 12/1 Wyoming	L 59	65
Mountaineer Classic*		
N 12/8 California*	L 50	75
N 12/9 Air Force*	W 57	53

H 12/11 Texas Christian	W 72	58
Kentucky Invitational**		
A 12/15 Kentucky**	L 60	85
N 12/16 Colorado State**	L 51	57
Big Eight Holiday Tournament		
KC 12/27 Iowa State	L 64	75
KC 12/29 Kansas	W 74	72
KC 12/30 Oklahoma State	L 73	75
N 1/4 Georgia State***	W 63	54
N 1/6 North Carolina**** (9)	L 62	79
H 1/13 Oklahoma State	L 55	68
H 1/15 Oklahoma	W 74	67
H 1/27 Missouri (7)	L 65	78
A 1/30 Iowa State	L 60	81
H 2/3 Kansas State (18)	L 55	82
H 2/6 Colorado	L 59	67
A 2/10 Kansas	W 59	46
A 2/17 Oklahoma	L 59	67
A 2/19 Oklahoma State	W 76	64
H 2/24 Kansas	W 62	59
H 2/27 Iowa State	L 76	82
A 3/3 Kansas State (16)	L 70	97
A 3/6 Colorado	L 63	71
A 3/10 Missouri (15)	L 70	86

*Morgantown, W.Va.
**Lexington, Ky.
***Decatur, Ga.
****Greensboro, N.C.

Season Notes: Without departed All-Big Eight center Chuck Jura, Huskers finished 9-17...NU's last losing season until 1987-88...freshman Jerry Fort led NU in scoring with 14.5 average, first Husker frosh ever to lead team in that department.

1973-74 — Won 14, Lost 12

(7-7 in Big Eight, 4th)
Home: 11-2 (5-2) Away: 3-10 (2-5)
Coach: Joe Cipriano

	NU	Opp.
H 12/1 Wyoming	W 70	62
H 12/3 Minnesota-Duluth	W 77	50
Vanderbilt Invitational*		
A 12/7 Vanderbilt*	L 58	82
N 12/8 Middle Tennessee St.*	L 65	76
H 12/11 Georgia State (OT)	W 78	75
H 12/14 NW Missouri State	W 67	54
H 12/15 MacMurray	W 76	50
H 12/20 Northern Iowa	W 73	55
Big Eight Holiday Tournament		
KC 12/27 Kansas State (18)	L 47	68
KC 12/28 Oklahoma State	W 69	62
KC 12/29 Kansas	L 66	75
A 1/7 Wichita State	L 58	66
A 1/12 Kansas	L 64	79
H 1/19 Oklahoma	W 63	58
H 1/22 Kansas State	L 65	73
A 1/26 Oklahoma State	L 66	79
A 1/28 Oklahoma	L 63	85
H 2/5 Iowa State (3OT)	W 91	88
H 2/9 Missouri	W 75	58
A 2/12 Colorado	L 64	65
A 2/16 Missouri	W 88	87
H 2/23 Oklahoma State	W 71	63
H 2/26 Kansas (15)	L 46	51
A 3/2 Kansas State	W 58	54
H 3/5 Colorado	W 65	42
A 3/9 Iowa State	L 58	76

*Nashville, Tenn.

Season Notes: Sophomore guard Jerry Fort led NU in scoring for second-straight season with 18.0 average and was first-team All-Big Eight pick...Huskers toured Italy following season and finished 2-5 on their three-week journey.

1974-75 — Won 14, Lost 12

(7-7 in Big Eight, 4th)
Home: 8-3 (5-2) Away: 6-9 (2-5)
Coach: Joe Cipriano

	NU	Opp.
H 11/30 South Dakota State	W 87	72
Sun Devil Classic*		
N 12/6 Long Beach State*	W 67	55

A	12/7	Arizona State*	L	62	83
A	12/10	North Texas	W	69	56
H	12/14	Wichita State	W	78	65
H	12/17	San Jose State	L	66	80
Indiana Classic**					
N	12/20	Southern Methodist**	W	69	67
A	12/21	Indiana** (2)	L	60	97
H	12/23	Vanderbilt	W	81	66
Big Eight Tournament					
KC	12/26	Oklahoma (18)	W	75	64
KC	12/28	Kansas	L	62	63
KC	12/30	Kansas State	L	63	80
H	1/18	Kansas State	W	74	61
A	1/22	Oklahoma	W	68	61
H	1/25	Colorado	W	85	59



Carl McPhee is ninth on the Husker career scoring list and seventh on the career rebounding chart.

H	1/29	Oklahoma State	W	73	58
A	2/1	Missouri	L	74	88
A	2/5	Kansas	L	44	72
H	2/8	Iowa State	W	75	62
H	2/12	Oklahoma (OT)	L	57	65
A	2/15	Colorado	L	61	62
A	2/19	Kansas State	L	64	65
H	2/22	Missouri	W	80	77
A	2/26	Oklahoma State	W	59	58
H	3/5	Kansas (2OT)	L	77	79
A	3/8	Iowa State	L	69	82

*Tempe, Ariz.

**Bloomington, Ind.

Season Notes: For third straight season, Jerry Fort led NU in scoring at 20.2 points per game, and in process, became only third Husker to ever average 20-plus points in season...Fort earned first-team All-Big Eight honors for second straight season...NU started Big Eight play 4-0, finished first half 5-2, but went 2-5 in second half and finished 7-7 in league...three of losses during second half of league schedule were by a combined four points...Fort scored school-record 40 points in Huskers' homecourt win over Missouri...his scoring outburst broke the old mark of 38 held by Tom Russell during the 1961-62 season.

1975-76 — Won 19, Lost 8

(10-4 in Big Eight, 3rd)
Home: 9-4 (5-2) Away: 10-4 (5-2)
Coach: Joe Cipriano

H	11/28	Illinois	L	58	60
H	11/29	Northwestern	W	79	68
A	12/2	Iowa	L	65	72
H	12/6	Washington (20)	L	63	75
H	12/10	St. Mary's (Calif.)	W	68	57
Roadrunner Invitational*					
N	12/19	Pacific*	W	85	59

A	12/20	New Mexico State*	W	79	75
A	12/22	Vanderbilt	W	68	57
Big Eight Holiday Tournament					
KC	12/27	Kansas	L	66	69
KC	12/29	Oklahoma	W	75	53
KC	12/30	Oklahoma State	W	56	49
H	1/3	South Dakota	W	72	59
H	1/6	South Carolina	W	69	68
A	1/17	Kansas State	W	65	59
H	1/21	Oklahoma	W	68	67
A	1/24	Colorado	W	66	64
A	1/28	Oklahoma State	W	52	48
H	1/31	Missouri (13)	L	57	62
H	2/4	Kansas	W	57	54
A	2/7	Iowa State	W	66	56
A	2/11	Oklahoma	L	60	65
H	2/14	Colorado	W	80	61
H	2/18	Kansas State	L	53	65
A	2/21	Missouri (OT, 14)	L	84	95
H	2/28	Oklahoma State	W	60	54
A	3/3	Kansas	W	62	58
H	3/6	Iowa State	W	82	66

*Las Cruces, N.M.

Season Notes: Jerry Fort was a first-team All-Big Eight selection for third straight season, finished career with NU-record 1,882 points...Huskers reached 19-win mark for first time since a 20-5 record in 1965-66... Larry Cox led the Big Eight and set an NU single-season record for field-goal percentage with a .672 mark...Cox shot a Big Eight-record .625 from the field for his career...as a team, the Huskers led Big Eight and finished eighth nationally in scoring defense, yielding 62.8 points per game...NU says goodbye to the NU Coliseum, the home of Husker basketball since the 1925-26 season, with an 82-66 victory over Iowa State, March 6, 1975.

1976-77 — Won 15, Lost 14

(7-7 in Big Eight, 5th)
Home: 7-4 (5-2) Away: 8-10 (2-5)
Coach: Joe Cipriano

H	11/27	Iowa	L	57	71
A	11/29	Washington (OT)	W	59	58
A	12/1	Hawaii-Hilo	L	66	71
A	12/2	Hawaii	W	64	59
A	12/3	Hawaii	W	60	59
H	12/8	Minnesota	L	58	66
A	12/11	Illinois	L	63	67
H	12/13	NW Missouri State	W	88	53
A	12/20	Northwestern	W	71	68
H	12/22	Mankato State	W	64	61
Big Eight Holiday Tournament					
KC	12/28	Colorado	L	50	55
KC	12/29	Iowa State	W	75	55
KC	12/30	Oklahoma	W	66	56
A	1/3	South Carolina	L	49	54
H	1/8	Kansas State	L	52	57
H	1/12	Colorado	W	69	54
A	1/15	Iowa State	W	49	48
H	1/19	Oklahoma	L	58	65
A	1/22	Missouri	L	63	76
H	1/26	Kansas	W	60	57
H	1/29	Oklahoma State	W	66	54
A	2/2	Colorado	W	73	62
H	2/5	Iowa State	W	66	51
A	2/9	Kansas State	L	62	67
H	2/12	Missouri	W	60	58
A	2/16	Oklahoma	L	62	72
A	2/19	Kansas	L	66	74
A	2/23	Oklahoma State	L	60	62
Big Eight Tournament					
A	2/26	Kansas	L	58	61


Season Notes: After some 50 years of play in the NU Coliseum, Nebraska moved into the 15,000-seat NU Sports Complex, which would later be renamed the Bob Devaney Sports Center after the Huskers' longtime football coach and athletic director...Huskers led the Big Eight and ranked sixth nationally in scoring defense at 61.1 points per game, lowest since 1958-59 squad allowed 60.2 points per game...Nebraska and Creighton met for the first time since the 1931-32 season...first year Big Eight sponsored a season-ending tournament to determine league's automatic bid to the NCAA Tournament.

1977-78 — Won 22, Lost 8

(9-5 in Big Eight, 2nd)
Home: 15-2 (5-2) Away: 7-6 (4-3)
Coach: Joe Cipriano

H	12/2	Missouri Southern	W	61	54
H	12/9	Creighton	W	65	58
H	12/10	South Dakota	W	74	64
H	12/12	Nevada-Reno	W	67	50
H	12/16	California-Davis	W	69	64
H	12/17	Mississippi	W	80	70
A	12/19	Minnesota	W	63	49
H	12/21	Western Illinois	W	73	72
H	12/23	Montana State	W	104	60
Big Eight Holiday Tournament					
KC	12/27	Oklahoma State	W	70	58
KC	12/29	Kansas State	L	60	69
KC	12/30	Oklahoma	W	75	68
A	1/7	Kansas State	W	77	63
A	1/11	Colorado	L	64	73
H	1/14	Iowa State	L	59	65
A	1/18	Oklahoma	W	78	64
H	1/21	Missouri	W	56	55
H	1/25	Kansas (8)	W	62	58
H	1/28	Oklahoma State	W	63	57
H	2/1	Colorado	W	86	75
A	2/4	Iowa State	W	62	56
H	2/8	19/Kansas State	W	63	50
A	2/11	19/Missouri	L	52	74
H	2/15	Oklahoma	L	68	74
A	2/18	Kansas (6)	L	70	75
A	2/25	Oklahoma State	W	67	56
Big Eight Tournament					
KC	2/28	Oklahoma State	W	71	63
KC	3/3	Missouri	L	58	61
National Invitation Tournament					
H	3/8	Utah State	W	67	66
A	3/15	Texas (17)	L	48	67

Season Notes: Nebraska earned first postseason tournament bid since 1966-67, advanced to second round of NIT before being knocked out by eventual champion Texas...NU tied school record for season victories and its second-place league finish was its highest since 1965-66 season...Brian Banks earned first-team All-Big Eight honors, while Carl McPhee was named one of 12 All-America centers, as selected by Citizens Saving Athletic Foundation...NU led Big Eight and ranked eighth nationally in scoring defense, allowing 62.9 points per game...NU was only Big Eight team to beat league champion Kansas...Coach Cipriano picked up his 200th win at NU with Huskers' victory over Missouri Southern.



Brian Carr dished out a school-record 682 assists in his career as a Husker.

1978-79 — Won 14, Lost 13

(7-7 in Big Eight, 5th)

Home: 9-2 (6-1) Away: 5-11 (1-6)

Coach: Joe Cipriano

	NU	Opp.
A 11/24 Alabama-Birmingham	W 64	55
H 11/25 Arkansas Tech	W 70	59
H 11/28 Minnesota	W 58	48
H 12/2 Purdue	L 47	58
A 12/9 Creighton	L 61	78
H 12/13 Sacramento State	W 91	56
N 12/16 Mississippi*	L 67	70
Rebel Roundup**		
N 12/22 UC-Santa Barbara	W 75	55
A 12/23 UNLV (18)	L 63	79
Big Eight Holiday Tournament		
KC 12/28 Missouri (OT)	W 58	56
KC 12/29 Colorado	L 61	74
KC 12/30 Oklahoma	W 69	53
A 1/6 Iowa State	W 72	68
A 1/13 Colorado	L 61	64
H 1/17 Kansas State	W 55	53
A 1/20 Missouri	L 60	76
H 1/24 Oklahoma	W 74	56
H 1/27 Kansas (OT)	W 66	64
A 1/31 Oklahoma State	L 57	66
H 2/3 Colorado	W 79	52
A 2/7 Kansas State	L 46	58
H 2/10 Iowa State	L 46	48
A 2/14 Oklahoma	L 58	79
H 2/17 Missouri	W 76	64
A 2/21 Kansas	L 59	66
H 2/24 Oklahoma State	W 76	67
Big Eight Tournament		
A 2/28 Kansas State (2OT)	L 60	61

*Biloxi, Miss.

**Las Vegas, Nev.

Season Notes: Huskers led the Big Eight and ranked ninth nationally in team defense at 62.3 ppg...NU's 17-for-17 effort at the free-throw line at Oklahoma State stands as best single-game free-throw percentage mark in school history...Andre Smith was a second-team UPI All-Big Eight pick and led team in scoring at 13.5 ppg...Carl McPipe, one half of the Huskers' "Hammond Hustlers," was named to USBWA District V all-star team and finished career with 1,300 points...the other half of the "Hammond Hustlers," Brian Banks, ended career with 1,150 points...final year of Big Eight Holiday Tournament, an event that started in 1946.

1979-80 — Won 18, Lost 13

(8-6 in Big Eight, tie 2nd)

Home: 14-2 (5-2) Away: 4-11 (5-2)

Coach: Joe Cipriano

Assistant Coach: Moe Iba

	NU	Opp.
H 11/30 South Dakota State	W 100	83
H 12/1 Portland State	W 74	52
H 12/3 Eastern Washington	W 82	68
H 12/8 Creighton	W 64	55
A 12/11 Purdue (9)	L 56	78
H 12/13 Cal State-Bakersfield	W 94	80
A 12/15 Minnesota	L 58	75
H 12/22 Ala.-Birmingham (4OT)	W 92	84
Rainbow Classic*		
N 12/27 Wisconsin* (OT)	W 83	82
N 12/29 Hawaii*	L 55	67
N 12/30 Louisville* (12)	L 58	65
A 1/2 Idaho	L 55	64
H 1/4 Wisconsin-Oshkosh	W 96	72
H 1/5 Angelo State	W 83	70
A 1/9 Iowa State	W 58	50
H 1/12 Missouri (13)	L 63	84
H 1/16 Kansas	W 64	57
A 1/19 Colorado	W 53	44
H 1/23 Oklahoma State (OT)	W 74	73
A 1/26 Kansas State (2OT)	L 64	66
H 1/30 Oklahoma	W 59	58
A 2/2 Missouri (14)	L 60	73
A 2/5 Kansas	W 61	56
H 2/9 Iowa State	W 69	66
A 2/13 Oklahoma State	L 68	83
H 2/16 Colorado	L 55	56

H 2/20 Kansas State	W 70	58
A 2/23 Oklahoma	L 60	78
Big Eight Tournament		
H 2/26 Oklahoma	W 75	68
KC 2/29 Kansas State	L 59	60
National Invitation Tournament		
A 3/6 Michigan	L 69	76
*Honolulu, Hawaii		

Season Notes: Picked to finish sixth in a preseason poll of Big Eight media, NU wound up in second-place tie and earned its third NIT berth...Huskers' had longest game ever, a four-overtime affair, against Alabama-Birmingham...Joe Cipriano, who was stricken with cancer, was named UPI Big Eight Co-Coach of the Year with assistant Moe Iba, who guided Huskers in "Cip's" absence...Iba was tabbed AP Big Eight Coach of the Year and NABC District 12 Coach of the Year...Andre Smith led team in scoring for second straight season with a 19.4 average and was first-team AP/UPI All-Big Eight performer and AP honorable-mention All-American...Jack Moore was second-team AP All-Big Eight pick.

1980-81 — Won 15, Lost 12

(9-5 in Big Eight, tie 2nd)

Home: 11-4 (6-1) Away: 4-8 (3-4)

Coach: Moe Iba

	NU	Opp.
H 11/28 Wyoming (OT)	L 59	62
H 11/29 Idaho	L 53	64
A 12/6 Creighton (OT)	L 61	66
H 12/9 Penn State	W 75	50
Utah Classic*		
N 12/12 Loyola Marymount*	W 67	66
A 12/13 Utah*	L 55	57
H 12/20 NW Missouri State	W 79	59
H 12/22 Colorado State	W 54	48
H 12/23 Montana	W 69	46
A 12/27 Ball State	L 62	67
A 12/30 Arkansas	L 52	64
H 1/5 Sonoma State	W 84	49
H 1/14 Kansas State	W 59	49
A 1/17 Oklahoma State	L 70	81
H 1/21 Colorado	L 59	62
H 1/24 Missouri	W 66	53
A 1/28 Iowa State	W 61	56
H 1/31 Kansas (18)	W 57	54
A 2/4 Oklahoma	W 71	59
H 2/7 Oklahoma State	W 62	54
A 2/11 Colorado	W 57	56
A 2/14 Kansas State	L 49	66
H 2/18 Iowa State	W 81	61
A 2/21 Missouri	L 45	55
A 2/25 Kansas	L 49	75
H 2/28 Oklahoma	W 90	63
Big Eight Tournament		
H 3/3 Colorado	L 66	70



Rich King was a first-round draft pick of the Seattle SuperSonics.

Season Notes: Coach Joe Cipriano died after year-long battle against cancer three days before season opener, Moe Iba was named Huskers' acting head coach...Iba was UPI Big Eight Coach of the Year for leading NU to its second straight second-place league finish...Andre Smith was AP/UPI Big Eight Player of the Year, first-team AP/UPI All-Big Eight selection, USBWA District V performer and an AP Honorable-Mention All-American...Smith led league in scoring for conference games only with a 19.5 average, while his .589 field-goal percentage mark for all games topped league, too...Jack Moore was second-team AP All-Big Eight and a CoSIDA Second-Team Academic All-American...Moore led league in free-throw percentage (.922)...Devaney Center-record crowd of 15,038 watched NU stop Oklahoma State, 62-54.

1981-82 — Won 16, Lost 12

(7-7 in Big Eight, tie 4th)

Home: 11-3 (5-2) Away: 5-9 (2-5)

Coach: Moe Iba

	NU	Opp.
A 11/27 Wyoming	L 48	62
H 11/30 UW-Stevens Point	W 74	45
H 12/5 Creighton	W 86	46
H 12/7 South Dakota State	W 70	51
A 12/9 Baylor	W 64	63
H 12/19 Ball State	W 71	57
A 12/21 Penn State	L 58	60
A 12/23 Colorado State (OT)	L 51	58
Holiday Classic*		
N 12/28 Air Force*	W 63	47
A 12/29 Northern Iowa*	W 53	42
H 1/6 Sacramento State	W 93	61
H 1/9 Arkansas (11)	L 50	51
H 1/13 Kansas	W 75	55
H 1/16 Missouri (2)	L 42	44
A 1/20 Oklahoma State	L 50	52
H 1/23 Iowa State	W 60	47
A 1/27 Oklahoma	L 48	51
A 1/30 Colorado	W 74	57
H 2/3 Kansas State (t19)	L 64	75
A 2/6 Missouri (1)	W 67	51
H 2/10 Oklahoma State	W 75	63
A 2/13 Kansas	L 63	66
H 2/15 Oklahoma	W 65	51
A 2/20 Iowa State	L 61	63
H 2/24 Colorado	W 79	57
A 2/27 Kansas State	L 50	67
Big Eight Tournament		
H 3/2 Oklahoma State	W 60	49
KC 3/5 Missouri (5)	L 53	58

*Cedar Falls, Iowa

Season Notes: NU scored one of its biggest wins ever, a 67-51 victory at 19-0 and No. 1 Missouri...Jack Moore earned Naismith Award, given annually to nation's best player under 6-0 tall, and was AP/UPI first-team All-Big Eight pick and third-team UPI All-American...Moore joined 1,000-point club, finishing career with 1,204 points...Moore hit Big Eight-record .939 from free throw line for season, .901 mark for career was best ever by Big Eight performer and second-best all-time in NCAA Division I history at that time.

1982-83 — Won 22, Lost 10

(9-5 in Big Eight, tie 3rd)

Home: 17-1 (6-1) Away: 5-9 (3-4)

Coach: Moe Iba

	NU	Opp.
H 11/26 Denver	W 94	58
A 11/29 Montana	L 51	61
A 12/4 Creighton	W 65	62
H 12/8 UMKC	W 69	50
H 12/11 Baylor	W 59	56
H 12/18 Wyoming	W 68	57
H 12/20 Missouri Western	W 93	43
Hoosier Classic*		
N 12/29 Cornell*	W 66	56
N 12/30 Indiana* (1)	L 50	67
N 1/3 Arkansas** (11)	L 58	64
H 1/7 Mesa	W 94	57
H 1/15 SW Missouri State	W 98	46
A 1/18 Iowa State	W 59	54
A 1/22 Colorado	L 69	72

H	1/26	Kansas State	W	59	43
A	1/29	Missouri (13)	L	56	79
H	2/2	Oklahoma	W	60	59
H	2/5	Kansas	W	68	61
A	2/9	Oklahoma State (20T)	L	63	71
H	2/12	Colorado	W	68	56
A	2/16	Kansas State	W	56	45
H	2/19	Iowa State	W	67	66
A	2/24	Oklahoma	L	71	84
H	2/26	Missouri (15)	L	51	54
A	3/2	Kansas	W	60	58
H	3/5	Oklahoma State	W	77	68
Big Eight Tournament					
H	3/8	Iowa State	W	94	71
KC	3/11	Missouri (12)	L	63	69
National Invitation Tournament					
H	3/17	Tulane	W	72	65
H	3/21	Iona	W	85	73
H	3/24	Texas Christian	W	67	57
NY	3/28	DePaul	L	58	68


*Indianapolis, Ind.
**Little Rock, Ark.

Season Notes: Nebraska tied school record for victories in a 22-10 season, and advanced further in postseason play than any previous Husker squad by reaching the semifinals of the National Invitation Tournament...freshman Dave Hoppen, who set seven NU freshman records and led the Huskers in scoring with a 13.9 average, was a second-team All-Big Eight pick, and was named to the All-National Invitation Tournament team and the league's all-freshman team.

1983-84 — Won 18, Lost 12

(7-7 in Big Eight, 3rd)
Home: 11-6 (3-4) Away: 7-6 (4-3)
Coach: Moe Iba

				NU	Opp.
H	11/26	Augustana (S.D.)	W	113	69
H	11/29	Texas Tech	L	45	59
H	12/3	Creighton	W	65	56
A	12/5	Wisconsin (20T)	W	71	69
H	12/7	NE Missouri State	W	82	61
H	12/10	Arkansas (15)	W	67	54
H	12/17	Northern Iowa	W	90	64



Henry T. Buchanan helped NU to 21 wins in 1987, and still ranks fourth on the Husker single-season three-point chart.

A	12/20	Wyoming	W	67	64
Cotton States Classic*					
A	12/28	Georgia Tech*	L	49	66
N	12/29	Michigan State*	L	45	58
H	1/4	Colorado State	W	56	54
H	1/7	NW Missouri State	W	93	67
H	1/14	Eastern Washington	W	105	71
A	1/18	Iowa State	W	64	63
H	1/21	Missouri	L	48	50
A	1/25	Kansas	L	61	77
A	1/28	Colorado	L	57	60
H	2/1	Oklahoma State (OT)	W	54	52
A	2/4	Kansas State	W	47	46
H	2/8	Oklahoma (10)	L	67	78
A	2/11	Missouri (OT)	W	61	56
H	2/15	Kansas	L	66	67
H	2/18	Iowa State	L	48	69
A	2/22	Oklahoma State	W	67	64
H	2/25	Colorado	W	75	67
H	2/28	Kansas State	W	63	56
A	3/1	Oklahoma (6)	L	70	79
Big Eight Tournament					
H	3/7	Kansas State	L	39	41
National Invitation Tournament					
A	3/15	Creighton	W	56	54
A	3/19	Xavier (Ohio)	L	57	58

Season Notes: Nebraska earned back-to-back postseason tournament bids for the first time in school history, advanced to the second round of the NIT...Huskers' 11th straight winning season...Dave Hoppen tops the 1,000-point mark in his career and earns first-team All-Big Eight honors.

1984-85 — Won 16, Lost 14

(5-9 in Big Eight, tie 5th)
Home: 12-3 (5-2) Away: 4-11 (0-7)
Coach: Moe Iba

				NU	Opp.
H	11/29	Southern Colorado	W	89	67
H	12/1	South Dakota	W	101	69
H	12/3	Montana State	W	86	65
A	12/8	Creighton	W	78	73
H	12/10	Wyoming	W	79	65
H	12/12	Wisconsin	W	53	51
A	12/15	Texas Tech (OT)	W	79	74
H	12/22	Washington State	L	58	63
Cable Car Classic*					
N	12/28	California-Irvine*	W	73	67
A	12/29	Santa Clara*	L	59	78
A	1/3	Evansville	L	73	80
H	1/9	UW-Stevens Point	W	69	62
A	1/12	Colorado State (20T)	W	88	78
H	1/16	Kansas State	W	75	63
A	1/19	Oklahoma State	L	66	68
H	1/23	Colorado	W	85	67
H	1/26	Missouri	W	74	66
A	1/30	Iowa State	L	65	76
H	2/2	Kansas (19)	L	80	91
A	2/6	Oklahoma (7)	L	74	83
H	2/9	Oklahoma State	W	66	48
A	2/13	Colorado	L	61	64
A	2/16	Kansas State	L	62	68
H	2/21	Iowa State	W	74	57
A	2/23	Missouri	L	50	69
A	2/28	Kansas (11)	L	65	70
H	3/2	Oklahoma (6)	L	62	65
Big Eight Tournament					
A	3/5	Kansas (10)	L	69	74
National Invitation Tournament					
H	3/13	Canisius	W	79	66
A	3/19	UCLA	L	63	82

*San Francisco, Calif.

Season Notes: Nebraska made third straight National Invitation Tournament appearance and posted 12th straight winning season...Dave Hoppen earned first-team All-Big Eight honors for the second-straight season and became first Husker to score 700 points in a season, as he finished with 704...Hoppen broke six school records...Brian Carr set four Big Eight assist records, led league in assists per game (8.1) and tied NCAA single-game record of 18 at Evansville.

1985-86 — Won 19, Lost 11

(8-6 in Big Eight, 3rd)
Home: 10-5 (4-3) Away: 9-6 (4-3)
Coach: Moe Iba

				NU	Opp.
H	11/23	Wisconsin-Stout	W	71	53
H	11/26	Southern Illinois	W	85	50
A	11/30	Wyoming	W	64	53
H	12/2	California-Irvine	L	80	87
H	12/7	Creighton	W	71	52
A	12/12	Washington State	W	79	72
A	12/14	Montana State	W	76	59
H	12/20	Georgia	L	63	67
H	12/23	Arizona State	W	80	67
Sun Bowl Classic*					
N	12/29	Alabama*	L	61	78
N	12/30	Ohio State*	W	69	66
H	1/6	Evansville	W	77	70
H	1/11	NE Missouri State	W	99	56
H	1/15	Kansas (8)	L	70	81
H	1/18	Missouri	L	67	68
A	1/22	Oklahoma State	W	62	61
H	1/25	Iowa State	W	75	58
A	1/29	Oklahoma (6)	L	60	87
A	2/1	Colorado	W	77	60
H	2/5	Kansas State***	L	54	64
A	2/8	Missouri	W	75	66
H	2/12	Oklahoma State	W	68	52
A	2/15	Kansas (3)	L	61	79
H	2/19	Oklahoma (10)	W	66	64
A	2/22	Iowa State	L	73	81
H	2/26	Colorado	W	79	72
A	3/1	Kansas State	W	64	60
Big Eight Tournament					
KC	3/7	Oklahoma State	W	82	75
KC	3/8	Iowa State	L	58	75
NCAA Tournament					
N	3/14	Western Kentucky**	L	59	67

*El Paso, Texas.

Charlotte, N.C.; *Kansas State later forfeited.

Season Notes: Nebraska lost All-Big Eight center Dave Hoppen for season with a knee injury in Feb. 1 game at Colorado, but rebounded to make school's first-ever NCAA Tournament appearance...Huskers' loss to Western Kentucky in NCAA first round was last game for Coach Moe Iba, who resigned following the game...Hoppen was first-team All-Big Eight pick for third straight season, finished career with a school-record 2,167 points and became first Husker basketball player to have his jersey retired (No. 42)...during his career, Hoppen broke or tied 19 school records and five Big Eight Conference marks...Brian Carr became school's all-time assist leader...Bernard Day picked up some of the slack when Hoppen went down and shared team MVP award with the three-time All-Big Eight selection.

1986-87 — Won 21, Lost 12

(7-7 in Big Eight, 5th)
Home: 15-2 (5-2) Away: 6-10 (2-5)
Coach: Danny Nee

				NU	Opp.
A	11/28	California-Irvine	L	101	109
H	12/1	Oregon	W	76	60
A	12/6	Creighton	L	66	78
A	12/10	Southern Illinois	W	87	85
A	12/14	Texas A&M	L	64	66
H	12/20	Wyoming	W	62	61
H	12/22	Detroit	W	71	55
H	12/27	Missouri-St. Louis	W	89	63
Rochester Classic*					
N	12/29	Butler*	W	67	56
N	12/30	San Francisco*	W	66	60
H	1/3	Creighton (OT)	W	70	65
H	1/5	NW Missouri State	W	105	64
H	1/7	Brooklyn	W	62	46
A	1/10	Kansas State	L	82	114
H	1/17	Colorado	W	86	66
A	1/20	Iowa State	L	75	91
A	1/22	Kansas	L	65	86
H	1/28	Missouri	L	71	87
H	2/1	Oklahoma State	W	73	66
H	2/4	Oklahoma (8)	L	66	80
A	2/7	Colorado	W	68	65

NEBRASKA BASKETBALL

H	2/11	Iowa State	W	66	65
H	2/14	Kansas State	W	78	76
A	2/18	Missouri	L	64	80
A	2/21	Oklahoma (13)	L	97	133
A	2/25	Oklahoma State (20T)	W	79	77
H	2/28	Kansas (OT, 16)	W	83	81
Big Eight Tournament					
KC	3/6	Kansas State	L	45	47
National Invitation Tournament					
H	3/11	Marquette	W	78	76
H	3/17	Arkansas	W	78	71
H	3/21	Washington	W	81	76
NY	3/24	Southern Mississippi	L	75	82
NY	3/26	Ark.-Little Rock (OT)	W	76	67

*Rochester, N.Y.

Season Notes: Under the direction of first-year Coach Danny Nee, Nebraska finished 21-12, missed school record for season wins by one, and finished third in the National Invitation Tournament...Huskers recorded their 14th straight winning season and made their fifth straight postseason tourney appearance...Brian Carr was a second-team All-Big Eight pick, ended career with 682 assists, two off the league record of 684 set by Kansas' Cedric Hunter.

1987-88 — Won 13, Lost 18

(4-10 in Big Eight, 7th)
Home: 8-6 (3-4) Away: 5-12 (1-6)
Coach: Danny Nee

			NU	Opp.
Maui Classic*				
N	11/27	Villanova*	L	53 70
N	11/28	Baylor*	L	79 82
A	11/29	Chaminade*	W	76 75
H	12/2	Texas A&M	W	92 60
Ameritas Classic**				
H	12/4	Lehigh**	W	71 66
H	12/5	Ohio State**	L	63 72
A	12/7	Detroit	W	63 58
A	12/9	Creighton	L	73 88
A	12/12	Oregon	W	67 62
A	12/19	Wyoming (6)	L	58 87
H	12/21	Brooklyn	W	72 44
A	12/30	Drake	L	68 85
H	1/2	Columbia	W	82 62



Eric Piatkowski played on four NCAA Tournament teams during his career.

A	1/4	Furman (OT)	W	75	74
H	1/6	Grambling State (OT)	L	68	71
H	1/16	Missouri	W	70	68
A	1/20	Iowa State (10)	L	76	114
H	1/25	Nebraska-Omaha	W	96	67
H	1/27	Kansas	W	70	68
A	1/30	Colorado	W	63	57
H	2/4	Oklahoma State	L	56	72
A	2/6	Kansas State	L	63	65
H	2/9	Oklahoma (4)	L	77	92
A	2/11	Missouri	L	67	92
A	2/16	Kansas	L	48	70
H	2/21	Colorado	W	75	67
A	2/24	Oklahoma State	L	73	90
H	2/27	Iowa State	L	84	85
H	3/2	Kansas State	L	67	77
A	3/5	Oklahoma (4)	L	93	113

Big Eight Tournament
KC 3/11 Kansas State L 70 75
*Lahaina, Hawaii

Season Notes: Nebraska's strings of 14-straight winning seasons and five consecutive postseason tournament bids both end, as the Huskers finish 13-18...Rich King and Clifford Scales named to the Big Eight's all-freshman team...Henry T. Buchanan earns honorable-mention All-Big Eight honors and first-team academic All-Big Eight honors...Pete Manning led the Big Eight in field-goal percentage at .590...NU beats eventual national champ for first time ever, as it downed Kansas, 70-68, in Lincoln, on a jumper by Beau Reid as time expired.

1988-89 — Won 17, Lost 16

(4-10 in Big Eight, 7th)
Home: 14-4 (4-3) Away: 3-12 (0-7)
Head Coach: Danny Nee

			NU	Opp.
H	11/26	Creighton	W	86 77
H	11/30	Michigan State	L	75 77
Ameritas Classic*				
H	12/2	North Texas*	W	90 84
H	12/3	San Jose State*	W	90 76
A	12/5	Idaho	L	68 83
A	12/11	Texas Tech	W	71 69
A	12/14	Ohio State (14)	L	76 103
H	12/17	Furman	W	69 56
H	12/23	Drake	W	65 57

			NU	Opp.
Chaminade New Year's Classic**				
A	12/28	Chaminade**	W	86 85
N	12/29	Morehead State**	W	81 77
N	12/30	Louisiana State**	L	87 90
H	1/5	Sam Houston State	W	89 70
H	1/9	Oklahoma (4)	L	81 89
H	1/12	Northern Illinois	W	71 56
A	1/14	Oklahoma State	L	69 82
H	1/17	Maryland-Baltimore	W	86 65
H	1/21	Kansas State	L	68 80
H	1/23	Wyoming	W	71 58
H	1/28	Missouri (5)	L	72 89
A	1/31	Iowa State	L	76 88
H	2/4	Kansas (18)	W	74 70
A	2/8	Colorado	L	80 83
A	2/11	Kansas State	L	66 80
H	2/14	Oklahoma State	W	79 77
A	2/19	Missouri (3)	L	63 79
H	2/22	Colorado	W	97 59
H	2/25	Iowa State	W	77 74
A	3/1	Kansas	L	71 80
A	3/4	Oklahoma (4)	L	76 103

Big Eight Tournament
KC 3/10 Missouri (10) L 70 98
National Invitation Tournament
H 3/16 Arkansas State W 81 79
A 3/20 Ohio State L 74 85
**Honolulu, Hawaii

Season Notes: Huskers made second postseason tournament appearance in three seasons under Coach Danny Nee, advanced to second round of NIT...Beau Reid earned third-team academic All-America honors and was first-team academic All-Big Eight pick...Eric Johnson and Rich King earned honorable-mention All-Big Eight honors...Johnson broke NU single-season record for steals (68), King set school marks for blocks in game (5), season (50) and career (70).

1989-90 — Won 10, Lost 18

(3-11 in Big Eight, 7th)
Home: 9-6 (2-5) Away: 1-12 (1-6)
Coach: Danny Nee

			NU	Opp.
H	11/25	UMKC	W	91 76
A	11/27	Miami (Ohio)	L	71 91
A	11/29	Michigan State	L	69 80
Ameritas Classic*				
H	12/1	Harvard*	W	117 79
H	12/2	Pepperdine*	W	104 100
A	12/5	Northern Illinois	L	56 65
H	12/9	Texas Tech	W	76 69
H	12/11	Idaho	L	72 79
A	12/14	Creighton	L	83 86
H	12/30	Wagner	W	88 67
H	1/6	Sam Houston State	W	99 91
H	1/8	Kansas (1)	L	93 98
H	1/13	Missouri (5)	L	95 111
H	1/16	Chicago State	W	92 57
A	1/20	Oklahoma State	L	71 84
A	1/22	Wyoming	L	65 95
H	1/27	Iowa State	L	83 91
A	1/31	Oklahoma (9)	L	64 105
H	2/3	Kansas State	W	74 71
A	2/7	Colorado	W	91 82
A	2/10	Missouri (1)	L	85 107
H	2/14	Oklahoma State	L	84 103
A	2/17	Kansas (1)	L	67 94
H	2/21	Oklahoma (10)	L	66 88
A	2/24	Iowa State	L	85 101
H	2/28	Colorado	W	96 82
A	3/3	Kansas State	L	57 80
Big Eight Tournament				
KC	3/9	Oklahoma (1)	L	65 78

Season Notes: Forward Beau Reid, NU's top scorer in 1988-89 season, sustained preseason knee injury which limited him for much of the season...Rich King, Clifford Scales, Carl Hayes earned honorable-mention All-Big Eight honors...King broke own school career block record, moving it to 115.

1990-91 — Won 26, Lost 8

(9-5 in Big Eight, 3rd)
Home: 14-1 (6-1) Away: 12-7 (3-4)
Coach: Danny Nee

			NU	Opp.
San Juan Shootout*				
N	11/23	St. Louis*	W	107 79
N	11/24	Illinois*	W	100 73
N	11/25	Murray State*	L	79 81
H	11/28	Michigan State (5)	W	71 69
A	12/3	Eastern Illinois	W	94 64
H	12/6	Creighton	W	97 63
H	12/8	Toledo	W	105 68
A	12/11	Wisconsin	W	75 63
Ameritas Classic**				
H	12/14	Tennessee Tech**	W	113 92
H	12/15	Bowling Green**	W	99 85
H	12/22	22/Miami (Ohio)	W	88 73
H	12/28	22/Idaho	W	85 65
A	12/30	22/The Citadel	W	94 80
A	1/2	19/UW-Green Bay	W	70 63
A	1/5	19/Kansas State	W	74 69
A	1/9	18/UMKC	W	97 78
H	1/12	18/Iowa State	W	97 87
A	1/22	14/Colorado	L	69 86
A	1/26	14/Oklahoma (13)	W	111 99
H	1/30	11/Missouri	W	89 75
H	2/2	11/Oklahoma State	L	68 81
A	2/5	15/Kansas (18)	L	77 85
H	2/9	15/Colorado	W	86 72
A	2/13	17/Iowa State	W	65 57
H	2/16	17/Oklahoma	W	105 93
H	2/18	17/Northern Illinois	W	82 73
A	2/20	14/Missouri	L	71 91
H	2/23	14/Kansas State	W	85 78
A	2/27	15/Oklahoma State (12)	L	69 80
H	3/3	15/Kansas (10)	W	85 75
Big Eight Tournament				
KC	3/8	13/Oklahoma (OT)	W	117 113
KC	3/9	13/Kansas (12)	W	87 83
KC	3/10	13/Missouri	L	82 90

NCAA Tournament***

N 3/14	11/Xavier (Ohio)	L	84	89
*San Juan, Puerto Rico				
***Minneapolis, Minn.				

Season Notes: After three-straight seventh-place Big Eight finishes, Nebraska won a school-record 26 games (against eight losses) and made school's second-ever NCAA Tournament appearance...Huskers held a national ranking for a school-record 14-straight weeks, finished with highest rankings ever of No. 9 by UPI and No. 11 by AP...NU finished third in Big Eight race after being tabbed for eighth in preseason poll of league media and made its first-ever appearance in the league's postseason tournament title game...Cornhuskers had school-record tying 14-game win string from late November through late January...Rich King was second-team All-Big Eight pick, finished career with fourth-highest point total in school history (1,475) would go on to become NU's first-ever NBA first-round draft pick (14th pick, Seattle SuperSonics).

1991-92 — Won 19, Lost 10

(7-7 in Big Eight, 5th)
Home: 14-2 (5-2) Away: 5-8 (2-5)
Coach: Danny Nee

			NU	Opp.
H 11/23	Sam Houston State	W	91	42
H 11/25	Southern California	W	93	84
A 11/30	Southern Utah	W	106	101
H 12/2	The Citadel	W	84	61
A 12/4	Michigan State (22)	L	78	101
A 12/7	Creighton	W	90	85
H 12/11	Wisconsin	W	86	67

Ameritas Classic*

H 12/20	Texas A&M*	W	91	68
H 12/21	Eastern Washington*	W	102	67
H 12/30	UW-Green Bay	W	76	68
A 1/2	Toledo	W	57	52
H 1/4	Eastern Illinois	W	81	68
A 1/11	Colorado	W	84	74
H 1/18	Missouri (13)	L	73	83
H 1/20	UMKC	W	74	71
A 1/25	Kansas (5)	L	78	103
H 1/28	Oklahoma (18)	L	76	79
H 2/1	Iowa State	W	68	63
H 2/5	Oklahoma State (2)	W	85	69
A 2/8	Kansas State	L	66	70
A 2/17	Missouri (9)	L	61	87
H 2/19	Kansas (OT, 3)	W	81	79
A 2/22	Iowa State (23)	W	80	70
A 2/26	25/Oklahoma State (14)	L	51	72
H 2/29	25/Colorado	W	84	70
H 3/4	Kansas State	W	91	62
A 3/7	Oklahoma	L	97	106

Big Eight Tournament

KC 3/13	Oklahoma (24)	L	85	107
NCAA Tournament				
N 3/19	Connecticut**	L	65	86
**Cincinnati, Ohio				

Season Notes: Nebraska made back-to-back NCAA Tournament appearances for the first time ever...picked to finish sixth in a preseason poll of Big Eight media, the Huskers were fifth at 7-7...Huskers' appearance at No. 25 in the Feb. 24 AP poll marked first time NU had been rated in consecutive years...eight of 10 losses were to nationally ranked opponents and all 10 were to postseason tournament teams...two biggest wins of the season came in February, an 86-65 decision over 20-0 and No. 2 Oklahoma State and an 81-79 overtime victory over No. 3 Kansas two weeks later...Jamar Johnson was second-team All-Big Eight pick...Derrick Chandler broke NU single-season record for blocked shots and finished year with second-highest one-year total in Big Eight history (91).

1992-93 — Won 20, Lost 11

(8-6 in Big Eight, tie 2nd)
Home: 14-2 (5-2) Away: 6-9 (3-4)
Coach: Danny Nee

			NU	Opp.
Ameritas Classic*				
H 12/4	Colgate*	W	108	76
H 12/5	Kent State*	W	85	61
H 12/7	25/The Citadel	W	86	46

H 12/10	25/Creighton	W	100	83
A 12/12	25/Wichita State	W	71	64
H 12/19	20/Appalachian St.	W	93	83
H 12/21	17/Texas-Arlington	W	116	95
A 12/23	17/Southern California	L	64	74
Rainbow Classic**				
N 12/28	20/Michigan** (6)	L	73	88
N 12/29	20/Southwestern La.**	L	80	109
N 12/30	20/Fordham**	W	79	55
H 1/2	20/Eastern Illinois	W	70	54
H 1/5	Southern Utah	W	100	85
A 1/9	UMKC	W	66	65
A 1/14	Oklahoma (10)	L	89	102
A 1/16	Oklahoma State	L	73	78
H 1/20	Sacramento State	W	86	70
H 1/23	Kansas State	L	64	66
A 1/25	Colorado	W	82	67
H 1/30	Missouri (OT)	W	88	87
A 2/3	Iowa State	L	69	96
H 2/7	Kansas (3)	W	68	64
A 2/13	Kansas State (23)	W	80	59
H 2/15	Oklahoma State	L	63	73
A 2/21	Missouri	W	76	75
H 2/24	Colorado	W	76	67
H 2/27	Iowa State	W	91	87
A 3/3	Kansas (8)	L	83	94
H 3/7	Oklahoma	W	94	83

Big Eight Tournament

KC 3/12	Kansas State	L	45	47
NCAA Tournament				
N 3/19	New Mexico State*** (24)	L	79	93

**Honolulu, Hawaii

***Syracuse, N.Y.

Season Notes: For third straight season, Nebraska earns an NCAA Tournament invite...second time in three seasons that Cornhuskers win 20 games...Nee becomes first person in NU history to coach three 20-game winners...Eric Piatkowski earned first-team All-Big Eight honors, the first Husker honored since Dave Hoppen earned the last of three-straight such awards in 1985-86...Piatkowski became 16th player in school history to reach the 1,000-point plateau...Nebraska began year ranked 25th in AP poll, was ranked in six of first seven polls before falling out...Huskers' 21-point win at Manhattan was their largest on the road in conference play since the 1931-32 season.

1993-94 — Won 20, Lost 10

(7-7 in Big Eight, 4th)
Home: 13-3 (5-2) Away: 7-7 (2-5)
Coach: Danny Nee

			NU	Opp.
H 11/27	Texas-San Antonio	W	96	85
H 11/28	Texas	L	75	78
A 12/1	Appalachian State	L	82	91
Ameritas Classic*				
H 12/3	Ohio*	W	94	68
H 12/4	Portland*	W	111	85
A 12/9	Creighton	W	67	53
H 12/11	Wichita State	W	94	72
A 12/18	Michigan State	W	85	81
H 12/20	Florida A&M	W	86	61
H 12/31	Northern Iowa	W	70	63
A 1/3	Iowa State	W	78	72
H 1/5	Southern Utah	W	89	85
H 1/8	Colorado	W	106	67
H 1/15	UMKC	W	92	71
A 1/19	Colorado	L	81	86
H 1/24	Missouri (24)	L	73	89
H 1/29	Oklahoma	L	76	79
A 2/6	Kansas (3)	L	87	94
A 2/9	Kansas State	W	76	68
H 2/12	Iowa State	W	102	96
A 2/14	Oklahoma (OT)	L	111	115
A 2/19	Oklahoma State	L	80	98
H 2/23	Kansas (10)	W	96	87
H 2/26	Kansas State	W	86	77
H 3/2	Oklahoma State (21)	W	89	81
A 3/5	Missouri (6)	L	78	80
Big Eight Tournament				
KC 3/11	Oklahoma	W	105	88
KC 3/12	Missouri (3)	W	98	91
KC 3/13	Oklahoma State (23)	W	77	68
NCAA Tournament				


N 3/17	22/Pennsylvania**	L	80	90
**Long Island, N.Y.				

Season Notes: For first time in school history, NU recorded back-to-back 20-win seasons, as Huskers finished 20-10 overall en route to a fourth straight NCAA Tournament appearance...after 1-2 start, NU ran off 11-straight wins, a streak highlighted by road wins at Michigan State and Iowa State (snapped Cyclones' 22-game homecourt win streak)...Huskers were 4-6 in Big Eight with four games to play, but rallied to win three of their last four, then went on to capture first-ever Phillips 66 Big Eight Tournament title...Eric Piatkowski earned first-team All-Big Eight honors for second straight season, averaged 21.5 points and finished his career as No. 2 scorer in school history with 1,817 points...Bruce Chubick earned first-team Phillips 66 Academic All-Big Eight honors for third straight season...NU was ranked 22nd in final AP poll, marking fourth straight season it appeared in the rankings, and only third time in school history it had been ranked in season-ending poll.

1994-95 — Won 18, Lost 14

(4-10 in Big Eight, 7th)
Home: 11-6 (2-5) Away: 7-8 (2-5)
Coach: Danny Nee

			NU	Opp.
San Juan Shootout^				
N 11/25	NE Louisiana^	W	99	77
N 11/26	Virginia Tech^	L	81	87
N 11/27	College of Charleston^	W	74	72
Ameritas Classic*				
H 12/2	Morehead State*	W	96	55
H 12/3	Idaho State*	W	98	72
H 12/7	Creighton	W	85	57
H 12/10	Michigan State (15, OT)	W	96	91
H 12/17	24/Western Illinois	W	69	62
H 12/21	24/NE Illinois	W	101	60



Derrick Chandler set the single-season record with 91 blocked shots in the 1991-92 season.

NEBRASKA BASKETBALL


A	12/22	24/Northern Iowa (OT)	W	95	88
H	12/29	23/Delaware State	W	94	52
H	12/31	23/Appalachian State	W	108	71
A	1/4	19/Texas	L	74	102
H	1/7	19/Missouri	L	74	82
A	1/9	Long Beach State	W	82	71
H	1/12	Kansas State	W	78	56
A	1/18	UMKC	W	63	60
A	1/23	Kansas (7)	L	67	84
A	1/28	Oklahoma (25)	L	72	82
H	2/1	Oklahoma State	L	65	82
H	2/5	Oklahoma (24)	W	71	59
A	2/8	Colorado	W	100	86
A	2/11	Iowa State (19, OT)	L	69	72
H	2/14	Kansas (3)	L	68	91
A	2/18	Oklahoma State (22)	L	53	93
A	2/22	Missouri (14)	W	78	75
H	2/25	Colorado	L	74	80
A	3/1	Kansas State	L	73	75
H	3/5	Iowa State (24)	L	77	79
Big Eight Tournament					
KC	3/10	Oklahoma State (19)	L	48	68
National Invitation Tournament					
H	3/16	Georgia	W	69	61
H	3/21	Penn State	L	59	65
^San Juan Shootout, San Juan, P.R.					

Season Notes: Nebraska reached the second round of the NIT in its fifth straight postseason appearance...after an 11-1 start that included a 9-0 mark in December, NU dropped 13 of its next 20 games...Huskers climbed as high as 18th (CNN/USA Today) and 19th (AP) in the national polls...Jaron Boone earned second-team All-Big Eight honors and set single-season school records for three-point field goals and three-point attempts...Erick Strickland, a Big Eight All-Defensive team member, established a school record for steals in a season (89)...Nebraska won 18 games for only the 15th time and the sixth time under Danny Nee.

1995-96 — Won 21, Lost 14

(4-10 in Big Eight, 7th)
Home: 11-5 (3-4) Away: 10-9 (1-6)
Coach: Danny Nee

		NU	Opp.
Big Island Invitational^			
N	11/24	Toledo^	W 72 59
N	11/25	Oregon^ (OT)	W 114 106
N	11/26	Minnesota^	W 96 85
Ameritas Classic*			
H	12/1	Georgia Southern*	W 82 59
H	12/2	Grambling State*	W 96 80
A	12/6	Creighton	W 88 67
A	12/9	Minnesota	L 80 91
H	12/16	Northern Iowa	L 104 109
H	12/18	NE Illinois	W 94 76
H	12/20	Delaware State	W 88 41
Far West Classic%			
N	12/29	Oregon%	W 99 76
N	12/30	Mississippi State% (17)	L 66 69
H	1/3	Texas (23)	W 85 69
H	1/6	Long Beach State	W 69 68
H	1/10	Colorado	W 79 74
A	1/13	Oklahoma (30T)	L 100 117
H	1/17	UMKC	W 87 69
A	1/20	Oklahoma State	W 66 57
H	1/24	Missouri	W 76 58
H	1/28	Kansas (3)	L 73 88
A	1/31	Kansas State	L 68 77
H	2/3	Iowa State	L 65 75
A	2/7	Missouri	L 98 99
A	2/10	Iowa State (21)	L 59 74
H	2/17	Oklahoma State	L 57 72
A	2/19	Kansas (5)	L 71 81
H	2/25	Oklahoma (OT)	L 76 80
A	2/28	Colorado	L 64 78
H	3/3	Kansas State	W 70 66
Big Eight Tournament			
N	3/8	Iowa State (23)	L 60 62
National Invitation Tournament			
A	3/14	Colorado State	W 91 83
H	3/19	Washington State	W 82 73
A	3/22	Fresno State	W 83 71
N	3/26	Tulane#	W 90 78
N	3/28	St. Joseph's#	W 60 56



The 1993-94 Huskers captured the school's first Big Eight Tournament title.

^ Big Island Invitational, Hilo, Hawaii; * Lincoln, Neb.
% Far West Classic, Portland, Ore.
NIT, New York, N.Y.

Season Notes: The Huskers captured the NIT title, Nebraska's first national tournament title of any kind...1995-96 marked the first time in six seasons NU did not appear in the national polls...after a 15-4 start, Nebraska dropped nine straight games...Erick Strickland earned second-team All-Big Eight honors, was named to the Big Eight All-Defensive team and was the NIT Most Valuable Player...freshman Tyronn Lue was a first-team Big Eight All-Freshman selection and was named to the NIT All-Star team.

1996-97 — Won 18, Lost 15

(7-9 in Big 12, 7th)
Home: 13-3 (6-2) Away: 5-12 (1-7)
Coach: Danny Nee

		NU	Opp.
A	11/23	Texas (17) (OT)	L 81 83
H	11/26	Weber State	W 83 66
H	11/30	Oregon State	W 75 67
H	12/3	Texas-San Antonio	W 79 76
Ameritas Classic*			
H	12/6	Coppin State*	W 88 72
H	12/7	Bowling Green*	W 73 68
A	12/11	UMKC	W 76 64
H	12/21	Minnesota (16)	L 56 70
Puerto Rico Holiday Classic@			

N	12/30	Old Dominion@	W 72 66
N	12/31	Cincinnati (6)@	L 73 84
N	1/1	Bowling Green @	L 55 58
A	1/4	Colorado	L 73 79
H	1/8	Creighton	W 71 52
H	1/11	Texas A&M	W 74 72
H	1/15	Kansas State (OT)	W 87 77
H	1/18	Missouri	W 76 53
A	1/22	Missouri	L 74 75
A	1/25	Oklahoma	L 77 84
H	1/29	Iowa State (11)	L 67 77
A	2/1	Kansas (1) (OT)	L 77 82
H	2/5	Colorado (15)	W 77 69
A	2/8	&Texas Tech (23)	L 74 87
A	2/10	Kansas State	L 53 61
A	2/13	Northern Iowa	W 77 69
H	2/16	Texas	W 79 67
A	2/19	Baylor	L 60 71
A	2/22	Iowa State (7) (OT)	W 74 69
H	2/26	Oklahoma State	W 77 68
H	3/2	Kansas (1)	L 65 85
Phillips 66 Big 12 Tournament			
KC	3/6	Missouri#	L 72 78
National Invitation Tournament			
H	3/12	Washington	W 67 63
A	3/18	Nevada	W 78 68
A	3/21	Connecticut	L 67 76
* Ameritas Classic, Lincoln, Neb. @ Puerto Rico Holiday Classic, Bayamon, P.R. &-Texas Tech later forfeited game			

Season Notes: Nebraska won 18 or more games for the seventh straight year and reached postseason play for the seventh straight year...the Huskers defeated a ranked team for the seventh straight season with wins over Colorado and Iowa State...NU appeared in the NIT for the third consecutive season...Mikki Moore became NU's all-time blocked shot leader...Tyronn Lue earned second-team All-Big 12 honors...Cookie Belcher was a first-team All-Big 12 Rookie selection...NU was 13-3 at home, losing only to Kansas, Iowa State and Minnesota, three teams that advanced to the NCAA Sweet 16.

1997-98 — Won 20, Lost 12

(10-6 in Big 12, 4th)
Home: 13-2 (6-2) Away: 7-10 (4-4)
Coach: Danny Nee

	NU	Opp.
H 11/16 UNC Greensboro	W	75 51
H 11/19 Western Illinois	W	86 57
H 11/22 New Orleans	W	81 66
H 11/25 Colorado State	W	64 57
H 11/29 Texas-San Antonio	W	68 59
A 12/1 Tulsa	L	68 85
Ameritas Classic*		
H 12/5 UNC Wilmington*	W	85 68
H 12/6 Grambling State*	W	85 48
A 12/10 Creighton	L	73 84
A 12/13 Minnesota	W	70 66
Rainbow Classic@		
N 12/27 Virginia@	W	80 65
A 12/29 Hawaii@	L	62 87
N 12/30 Vanderbilt@	L	69 80
A 1/3 Kansas (2)	L	76 96
A 1/7 Oklahoma State	W	67 62
H 1/11 Colorado	W	87 72
H 1/18 Oklahoma	W	53 43
A 1/21 Texas	L	91 105
H 1/24 Iowa State	W	63 49
A 1/28 Kansas State	L	49 72
H 2/1 Kansas (5)	L	71 82
A 2/4 Missouri (OT)	L	76 81
H 2/7 Kansas State	L	63 69
A 2/11 Texas A&M	W	75 58
H 2/14 Baylor	W	66 55
H 2/18 Missouri (OT)	W	67 66
A 2/21 Colorado	W	79 71
H 2/25 Texas Tech	W	82 65
A 2/28 Iowa State	W	70 62
Phillips 66 Big 12 Tournament		

KC 3/6 Baylor	W	65 46
KC 3/7 Kansas (4)	L	59 91
NCAA Tournament		
N 3/12 Arkansas (17)%	L	65 74
* Ameritas Classic, Lincoln, Neb.		
@ Rainbow Classic, Honolulu, Hawaii		
% -NCAA Tournament, Boise, Idaho		

Season Notes: Nebraska's school record of consecutive postseason appearances reached eight seasons...Nebraska won 20 games for the fifth time in eight seasons and the sixth time under Danny Nee...NU made its first NCAA Tournament appearance since 1994, but failed to pick up its first NCAA win...Nebraska posted seven consecutive wins against league foes for the first time in 20 seasons...NU's 10-6 league record was its best since a 9-5 Big Eight mark in 1990-91...Tyronn Lue was a first-team All-Big 12 choice and became NU's 19th, 1,000-point scorer and was a first-round NBA draft choice...Venson Hamilton broke the single-season rebounding record.

1998-99 — Won 20, Lost 13

(10-6 in Big 12, tie 5th)
Home: 12-4 (6-2) Away: 8-9 (4-4)
Coach: Danny Nee

	NU	Opp.
H 11/14 UNC Greensboro	W	79 59
N 11/19 Villanova*	L	60 75
N 11/21 Washington State*	W	95 84
N 11/22 Wisconsin*	L	41 78
H 11/28 North Carolina A&T	W	65 47
H 12/1 Tulsa	L	49 52
Ameritas Classic**		
H 12/4 Southwest Texas State**	W	63 54
H 12/5 Colgate**	W	60 48
H 12/9 Creighton	W	76 60
A 12/12 Colorado State	L	49 75
H 12/19 Minnesota (17)	L	51 55
A 12/27 San Francisco	W	62 52
A 12/30 UMKC	W	81 65
A 1/2 Missouri	L	57 80
H 1/10 Texas	L	76 89
H 1/13 Kansas State	W	70 61
A 1/16 Baylor	W	68 55
A 1/20 Oklahoma (25)	W	96 81
H 1/23 Colorado	W	72 55
H 1/27 Kansas (20)	W	84 69
A 1/30 Iowa State	L	47 52
A 2/3 Colorado	W	57 52
H 2/6 Missouri (24)	W	69 61

A 2/10 Kansas (24)	W	64 59
H 2/13 Iowa State	W	59 57
H 2/17 Oklahoma State	L	48 60
A 2/20 Texas Tech	L	68 73
A 2/24 Kansas State	L	45 62
H 2/27 Texas A&M	W	87 68
Phillips 66 Big 12 Tournament		
KC 3/4 Texas Tech	W	69 50
KC 3/5 Kansas	L	53 77
NIT Tournament		
H 3/10 UNLV	W	68 55
A 3/15 TCU	L	89 101
*-Top of the World Classic, Fairbanks, Alaska		
**-Lincoln, Neb.		

Season Notes: Nebraska's school record of consecutive postseason appearances reached nine seasons...Nebraska won 20 games for the sixth time in nine seasons, the seventh time under Danny Nee...senior center Venson Hamilton was named first-team All-Big 12, the Big 12 Player of the Year and an honorable-mention All-American...Hamilton also became Nebraska's all-time leader in rebounding, blocked shots and games played and joined NU's 1,000-point club...junior guard Cookie Belcher broke the NU single-game, season and career steals record and was a third-team All-Big 12 pick...the Huskers swept Big 12 power Kansas for the first time since 1983 and also won at Lawrence for the first time since the same season...the Huskers won 10 conference games for the second straight season and for the first time in school history posted four straight wins against nationally ranked opponents, including two on the road.

1999-2000 — Won 11, Lost 19

(4-12 in Big 12, tie 8th)
Home: 10-6 (4-4) Away: 1-13 (0-8)
Coach: Danny Nee

	NU	Opp.
H 11/23 Eastern Illinois (20T)	W	81 78
Hoop and Quill Classic*		
N 11/26 Southern Mississippi*	L	48 75
N 11/27 Northwestern*	W	61 52
N 11/28 Rutgers*	L	62 81
Ameritas Classic**		
H 12/3 Western Carolina**	L	72 74
H 12/4 Monmouth**	W	63 47
A 12/9 Creighton	L	72 89
H 12/11 Pittsburgh	W	69 57
N 12/18 Arizona (4)***	L	59 80
H 12/20 San Francisco	L	60 64
H 12/22 Oral Roberts	W	80 65
H 12/31 Minnesota	W	90 78
H 1/4 Pacific	W	92 68
A 1/8 Kansas State	L	79 97
H 1/12 Iowa State	L	65 66
A 1/15 Kansas (8)	L	82 97
H 1/19 Texas Tech	W	70 67
H 1/22 Baylor	W	69 55
A 1/25 Texas (17)	L	55 82
H 1/29 Kansas State	W	81 72
H 2/5 Missouri	L	78 84
A 2/8 Colorado	L	58 70
A 2/12 Iowa State (17)	L	65 87
H 2/14 Oklahoma (20)	L	54 62
A 2/19 Oklahoma State (8)	L	55 94
H 2/23 Kansas (23)	L	58 83
H 2/26 Colorado	W	69 64
A 3/1 Missouri	L	72 86
A 3/4 Texas A&M (OT)	L	76 83
Phillips 66 Big 12 Tournament		
N 3/9 Baylor	L	55 63
*-Hoop and Quill Classic, St. Charles, Mo.		
**-Lincoln, Neb.		
***-Las Vegas Showdown, Las Vegas, Nev.		

Season Notes: Danny Nee established a new school record for coaching victories with his 254, passing Joe Cipriano's school record of 253...NU tied the school record for losses with 19 and did not win a game on an opponent's home court for the first time since 1960...Kimani Ffriend earned second-team All-Big 12 honors, and Larry Florence and Steffon Bradford were honorable-mention picks.



Nebraska captured the 1996 NIT title, defeating St. Joseph's in the title game.

2000-01 — Won 14, Lost 16

(7-9 in Big 12, 7th)
Home: 8-6 (5-3) Away: 6-10 (2-6)
Coach: Barry Collier

		NU	Opp.
A	11/18 Oral Roberts	L	83 87
H	11/21 Eastern Illinois	W	85 71
H	11/27 Winthrop	W	65 44
A	12/2 Pittsburgh	L	51 52
Husker Classic#			
H	12/8 UMKC#	L	71 82
H	12/9 Alaska-Fairbanks#	W	84 55
FedEx Orange Bowl Classic%			
N	12/16 Miami%	W	72 64
San Juan Shootout^			
N	12/20 Iona^	W	81 80
N	12/21 Kent State^	W	69 68
N	12/22 Southern Methodist^	W	72 70
A	12/28 Minnesota (OT)	L	70 74
H	12/30 Murray State	L	71 79
H	1/2 Creighton	L	51 62
A	1/6 Missouri	L	66 68
H	1/13 Texas (22)	W	80 67
A	1/17 Kansas (5)	L	62 84
H	1/20 Iowa State (23)	L	59 60
H	1/24 Missouri	W	85 79
A	1/27 Oklahoma (24)	L	66 77
A	1/30 Kansas State	W	63 61
H	2/3 Colorado	L	57 60
H	2/7 Oklahoma State (OT)	W	78 75
A	2/10 Baylor	L	58 69
H	2/14 Kansas State	W	82 56
A	2/17 Colorado (OT)	W	87 82
A	2/21 Texas Tech	L	64 65
H	2/25 Kansas (10)	L	74 78
H	2/28 Texas A&M	W	97 69
A	3/3 Iowa State (8)	L	73 86
Phillips 66 Big 12 Tournament@			
KC	3/8 Kansas State@	L	58 62


#-Lincoln, Neb.
%-Miami, Fla.
^-Carolina, P.R.

Season Notes: Barry Collier became the 25th head coach in Nebraska history when he took over the program prior to the 2000-01 season...Senior Cookie Belcher set the Big 12 record and extended his school record for steals, finishing third in NCAA history with 353...Nebraska recorded a five-game winning streak – including three victories by a combined four points – in mid-December, while winning the San Juan Shootout title...Belcher ended his illustrious career by earning second-team All-Big 12 honors...Kimani Ffriend and Steffon Bradford were tabbed honorable-mention all-conference selections for the Huskers.

2001-02 — Won 13, Lost 15

(6-10 in Big 12, tie 7th)
Home: 12-4 (5-3) Away: 1-11 (1-7)
Coach: Barry Collier

		NU	Opp.
H	11/20 North Carolina A&T	W	69 57
H	11/24 Winthrop	W	73 65
H	11/28 Texas-San Antonio	W	81 63
H	12/2 Wofford	W	65 46
H	12/5 Western Illinois	W	72 53
H	12/8 Oral Roberts	W	61 55
A	12/12 Creighton	L	70 76
H	12/15 Sam Houston State	L	70 74
A	12/22 Minnesota	L	72 81
A	12/29 Pacific	L	52 75
H	1/2 Savannah State	W	66 47
A	1/5 Missouri (17)	L	53 60
A	1/9 Kansas (1)	L	57 96
H	1/12 Colorado	W	75 67
H	1/16 Oklahoma (5)	L	51 78
A	1/19 Texas	L	66 77
A	1/23 Oklahoma State (11)	L	63 70
H	1/26 Iowa State (OT)	W	86 84
H	1/30 Texas Tech (20)	W	80 69
A	2/5 Colorado	L	61 84
H	2/9 Kansas State	W	99 82
H	2/13 Missouri	L	71 87
A	2/16 Iowa State	L	79 85
A	2/20 Texas A&M	W	82 72



Cookie Belcher finished his career among Nebraska's all-time top 10 in scoring and assists, while topping the charts for steals, games started, games played and minutes played.

H	2/24 Kansas (1)	L	87 88
H	2/27 Baylor	W	75 55
A	3/2 Kansas State	L	58 67
Phillips 66 Big 12 Tournament@			
KC	3/7 Colorado@	L	60 67

Season Notes: Senior Cary Cochran set Nebraska career, season and single-game records for three-pointers, and finished third in Big 12 history with 268...Cochran also led the nation in free-throw percentage and finished second in NU single-season history...Nebraska recorded six straight victories to open the season, and finished with a 12-4 mark at the Devaney Center...Cochran and senior John Robinson II were selected honorable-mention All-Big 12 by the league's head coaches...Cochran and Brian Conklin were named to the Academic All-Big 12 first-team, and Cochran was selected to the Verizon Academic All-District first-team.

Nebraska Basketball Television Log

1966-67	TVS Colorado W 84-80	KATZ @ Oklahoma L 70-79	Prime Iowa State W 68-63	1997-98	ESPN2 @ Tulsa L 68-85
TVS @ Iowa State W 76-65	KATZ Kansas State L 39-41	Prime Oklahoma State W 85-69	ESPN2 @ Hawaii L 62-87	ESPN @ Kansas L 76-96	
TVS Kansas L 57-64	1984-85	Raycom @ Kansas State L 66-70	ESPN @ Missouri L 61-87	Big 12 TV Colorado W 87-72	
TVS @ Colorado L 57-64	SportsTime @ Oklahoma State L 80-91	ESPN @ Missouri L 61-87	Prime Kansas (ot) W 81-79	Big 12 TV Oklahoma W 53-43	
1967-68	KATZ @ Oklahoma L 74-83	Raycom @ Iowa State W 80-70	Prime @ Oklahoma State L 51-72	Big 12 TV @ Texas L 91-105	
TVS Missouri W 75-66	SportsTime @ Colorado L 61-64	Raycom Colorado W 84-70	Prime Kansas State W 91-62	Big 12 TV Iowa State W 63-49	
TVS @ Colorado L 73-75	SportsTime @ Kansas State L 62-68	Prime @ Oklahoma State L 51-72	Raycom Kansas State W 91-62	ABC Kansas L 71-82	
1968-69	SportsTime Iowa State W 74-57	Prime @ Oklahoma L 97-106	Raycom *Oklahoma L 85-107	Big 12 TV Kansas State L 63-69	
TVS Kansas L 52-56	KATZ/AB @ Missouri L 50-69	Raycom *Oklahoma L 85-107	CBS !Connecticut L 65-86	ESPN @ Iowa State W 70-62	
TVS @ Iowa State (ot) L 93-99	SportsTime @ Kansas L 65-70	Prime @ Kansas L 83-94	1999-93	Big 12 TV *Baylor W 65-46	
TVS @ Oklahoma W 70-64	KATZ Oklahoma L 62-65	ABC Oklahoma W 94-83	Prime Creighton W100-83	Big 12 TV *Kansas L 59-91	
1969-70	KATZ @ Kansas L 69-74	Raycom *Iowa State L 58-75	Raycom @ Oklahoma State L 73-78	CBS !Arkansas L 65-74	
TVS Missouri W 60-48	1985-86	CBS Western Kentucky L 59-67	Prime Kansas State L 64-66	1998-99	
TVS Iowa State W 87-81	Raycom Iowa State W 75-58	1986-87	ESPN @ Colorado W 82-67	Big 12 TV Texas L 76-89	
1970-71	Raycom @ Missouri W 75-66	Raycom Colorado W 86-66	Raycom Missouri (ot) W 88-87	Big 12 TV @ Baylor W 68-55	
TVS Kansas L 67-81	Raycom @ Iowa State L 73-81	Raycom Oklahoma State W 73-66	ABC Kansas W 68-64	Big 12 TV Colorado W 72-55	
TVS @ Missouri L 65-77	Raycom @ Kansas State W 64-60	Raycom @ Colorado W 68-65	Raycom @ Kansas State W 80-59	Big 12 TV Missouri W 69-61	
1971-72	Raycom *Oklahoma State W 82-75	Raycom Kansas State W 78-76	ESPN Oklahoma State L 63-73	Big 12 TV @ Kansas W 64-59	
TVS Colorado W 67-55	Raycom *Iowa State L 58-75	Raycom @ Oklahoma L 97-133	Raycom @ Missouri W 76-75	ESPN Iowa State W 59-57	
TVS @ Colorado L 57-67	CBS Western Kentucky L 59-67	Raycom Kansas (ot) W 83-81	Raycom Iowa State W 91-87	ESPN @ Texas Tech L 68-73	
TVS Missouri L 54-61	1987-88	Raycom *Kansas State L 45-47	Prime @ Kansas L 83-94	Big 12 TV Texas A&M W 87-68	
1972-73	ESPN Villanova L 53-70	1988-89	ABC Oklahoma W 94-83	Big 12 TV *Texas Tech W 69-50	
TVS Missouri L 65-78	Raycom Missouri W 70-68	HSE @ Texas Tech W 71-69	Raycom *Kansas State L 45-47	Big 12 TV *Kansas L 53-77	
TVS Kansas W 62-59	ESPN Oklahoma State L 56-72	ESPN @ Ohio State L 76-103	1993-94	1999-2000	
TVS @ Kansas State L 70-97	Raycom @ Kansas State L 63-65	Raycom Missouri L 72-89	Prime Texas L 75-78	ESPN2 vs. Arizona L 59-80	
1973-74	Raycom Colorado W 75-67	Raycom Kansas W 74-70	ESPN @ Iowa State W 78-72	Big 12 TV @ Kansas L 82-97	
TVS Oklahoma State W 71-63	Raycom Iowa State L 84-85	Raycom @ Kansas State L 66-80	Raycom Colorado W106-67	Big 12 TV @ Texas L 55-82	
TVS @ Iowa State L 58-76	Raycom Oklahoma L 93-113	Raycom Iowa State W 77-74	Prime @ Colorado L 81-86	Big 12 TV Missouri L 78-84	
1974-75	Raycom Kansas State L 70-75	Raycom *Missouri W 98-91	ESPN Missouri L 73-89	ESPN2 Oklahoma L 54-62	
TVS Kansas State W 74-61	1989-90	Raycom *Oklahoma State W 77-68	Prime Oklahoma L 76-79	ESPN @ Oklahoma State L 55-94	
TVS @ Colorado L 61-62	ESPN @ Creighton L 83-86	CBS !Penn L 80-90	ABC @ Kansas L 87-94	Big 12 TV Kansas L 58-83	
1975-76	Raycom Missouri W 75-67	1994-95	Raycom Iowa State W 102-96	Big 12 TV Colorado W 69-64	
TVS @ Kansas State W 65-59	Raycom Iowa State L 84-85	ABC Michigan St. (ot) W 96-91	ESPN @ Oklahoma (ot) L 111-115	Big 12 TV @ Texas A&M L 76-83	
TVS Oklahoma State W 60-54	Raycom Oklahoma L 93-113	CSM Missouri L 74-82	Raycom @ Oklahoma State L 80-98	Big 12 TV *vs. Baylor L 55-63	
1976-77	Raycom Kansas State L 70-75	ESPN Long Beach State W 82-71	Raycom Kansas State W 86-77	2000-01	
TVS @ Iowa State W 49-48	1988-89	ESPN Kansas State W 78-56	Raycom @ Missouri L 78-80	Metro Sports UMKC L 71-82	
TVS Oklahoma State W 66-54	HSE @ Texas Tech W 71-69	ESPN @ Kansas L 67-84	Raycom *Oklahoma W105-88	Sunshine @ Miami W 72-64	
1977-78	ESPN @ Ohio State L 76-103	CSM @ Oklahoma L 72-82	Raycom *Missouri W 98-91	MSC Minnesota (ot) L 70-74	
TVS Oklahoma State W 63-57	Raycom Kansas W 74-70	CSM Oklahoma State L 65-82	Raycom *Oklahoma State W 77-68	Mizzou SN @ Missouri L 66-68	
1978-79	Raycom @ Kansas State L 66-80	ABC Oklahoma W 71-59	ESPN *Oklahoma State W 77-68	Big 12 TV Texas W 80-67	
TVS/NBC @ Iowa State W 72-68	Raycom Iowa State W 77-74	CSM @ Iowa State (ot) L 69-72	CBS !Penn L 80-90	Big 12 TV @ Kansas L 62-84	
TVS/NBC Kansas (ot) W 66-64	Raycom *Missouri L 70-98	ESPN2/CSM Kansas L 68-91	1999-94	Big 12 TV Iowa State L 59-60	
1979-80	1989-90	CSM @ Oklahoma State L 65-82	Prime Texas L 75-78	Big 12 TV @ Oklahoma L 66-77	
ESPN Iowa State W 69-66	ESPN @ Creighton L 83-86	ABC Oklahoma W 71-59	ESPN @ Iowa State W 78-72	Big 12 TV Kansas State W 63-61	
TVS/NBC Missouri L 63-84	Raycom Missouri L 95-111	CSM @ Iowa State (ot) L 69-72	Raycom Colorado W106-67	Fox SW @ Baylor L 58-69	
TVS/NBC Kansas W 64-57	Raycom Kansas State W 74-71	ESPN2/CSM Kansas L 68-91	Prime @ Colorado L 81-86	Big 12 TV Colorado (ot) W 87-82	
1980-81	Raycom @ Kansas L 67-94	CSM Colorado L 74-80	ESPN Missouri L 73-89	ABC Kansas L 74-78	
TVS/NBC Colorado L 59-62	Raycom @ Iowa State L 85-101	ESPN *Oklahoma State L 48-68	Prime Oklahoma L 76-79	Big 12 TV @ Iowa State L 73-86	
TVS/NBC Kansas W 57-54	Raycom *Oklahoma L 65-78	ESPN #Penn State L 59-65	ABC @ Kansas L 87-94	Big 12 TV *Kansas State L 58-62	
TVS/NBC @ Oklahoma W 71-59	1990-91	1995-96	Raycom Iowa State W 102-96	2001-02	
1981-82	Prime Creighton W 97-63	CSM @ Oklahoma (3ot) L 100-117	Raycom @ Missouri L 78-80	KMTV Creighton L 70-76	
TVS/NBC Iowa State W 60-47	Raycom @ Kansas State W 74-69	CSM Missouri W 76-58	Raycom @ Kansas State L 66-80	Big 12 TV Missouri L 53-60	
TVS/NBC Oklahoma State W 75-63	Raycom Iowa State W 97-87	CBS Kansas L 73-88	Raycom @ Colorado L 69-86	Jayhawk TV Kansas L 57-96	
ESPN Oklahoma W 65-51	ESPN @ Colorado L 69-86	CSM Iowa State L 65-75	Prime Missouri W 89-75	Sooner TV Oklahoma L 51-78	
TVS/NBC Kansas State L 50-67	Raycom Missouri W 89-75	CSM @ Iowa State L 59-74	Raycom Oklahoma State L 68-81	Big 12 TV Texas L 66-77	
TVS/NBC Missouri L 53-58	Raycom Oklahoma State L 68-81	ESPN @ Kansas L 71-81	Raycom Colorado W 86-72	Big 12 TV Iowa State (ot) W 86-84	
1982-83	Prime Oklahoma W105-93	CSM @ Kansas L 71-81	Prime Oklahoma W105-93	Big 12 TV Kansas State W 99-82	
ESPN @ Iowa State W 59-54	Raycom Kansas State W 85-78	CSM Oklahoma W 76-80	Raycom Kansas State W 85-78	Big 12 TV Iowa State L 79-85	
TVS/NBC @ Colorado L 69-72	Prime @ Oklahoma State L 69-80	CSM *Iowa State L 60-62	Prime @ Oklahoma State L 69-80	CBS Kansas L 87-88	
TVS/NBC Kansas W 68-61	Prime Kansas W 85-75	ESPN #Tulane W 90-78	Raycom *Oklahoma (ot) W117-113	Big 12 TV Colorado L 60-67	
ESPN @ Oklahoma L 71-84	Raycom *Kansas W 87-83	ESPN #St. Joseph's W 60-56	ABC *Missouri L 82-90	*--Conference Tournament; !--NCAA	
TVS/NBC Oklahoma State W 77-68	CBS !Xavier L 84-89	1996-97	TVS/NBC Missouri L 53-58	Tournament; #-National Invitation	
ESPN Missouri L 63-69	1991-92	ESPN Old Dominion W 72-66	1999-2000	Tournament; \$--TTU later forfeited game	
1983-84	ESPN @ Creighton W 90-85	ESPN Cincinnati L 73-84	ESPN2 vs. Arizona L 59-80		
KATZ @ Kansas L 61-77	Prime Wisconsin W 86-67	ESPN Colorado L 73-79	Big 12 TV @ Kansas L 82-97		
KATZ @ Kansas State W 47-46	Raycom @ Colorado W 84-74	CSM Missouri W 76-53	Big 12 TV @ Texas L 55-82		
KATZ Oklahoma L 67-78	Raycom Missouri L 73-83	CSM @ Oklahoma L 77-84	Big 12 TV Missouri L 78-84		
KATZ @ Missouri (ot) W 61-56	Raycom @ Kansas L 78-103	CSM @ Texas Tech\$ L 74-87	ESPN2 Oklahoma L 54-62		
KATZ Colorado W 75-67	ESPN Oklahoma L 76-79	ESPN2 @ Kansas State L 53-61	Big 12 TV Kansas L 58-83		

The Last Time

A Player...

Scored 30 points:

Nebraska—31, Tyronn Lue at Colorado, Feb. 21, 1998
Opponent—33; Devin Brown, UT-San Antonio, Nov. 28, 2001

Scored 40 points:

Nebraska—42, Eric Piatkowski vs. Oklahoma, March 11, 1994
Opponent—43, Harold Miner, USC, Nov. 25, 1991

Hit 90 percent of field goal attempts (min. 9 att.):

Nebraska—1.000, Mikki Moore, at Nevada, March 18, 1997 (9-9) (NIT)
Opponent—.900, Marcus Fizer, Iowa State, Feb. 12, 2000 (9-10)

Hit 100 percent of free throw attempts (min. 10 att.):

Nebraska—11-11, Jake Muhleisen vs. Kansas State, Feb. 9, 2001
Opponent—11-11, Jason Daisy, Northern Iowa, Feb. 13, 1997*

Made 10 or more field goals:

Nebraska—11, Cookie Belcher, at Iowa State, March 3, 2001
Opponent—12, Kareem Rush, Missouri, Feb. 13, 2001

Attempted 20 or more field goals:

Nebraska—21, John Robinson II, vs. Kansas, Feb. 24, 2002
Opponent—24, Drew Gooden, Kansas, Feb. 24, 2002

Made five or more three-pointers:

Nebraska—6, Cary Cochran, vs. Colorado, March 7, 2002
Opponent—6, Blair Wilson, Colorado, March 7, 2002

Had 15 or more rebounds:

Nebraska—17, Brian Conklin, vs. Kansas State, Feb. 14, 2001
Opponent—16, Stephane Pelle, Colorado, Feb. 5, 2002

Had 10 or more assists:

Nebraska—10, Cookie Belcher, vs. Pittsburgh, Dec. 11, 1999
Opponent—12, Aaron Miles, Kansas, Feb. 24, 2002

Had five or more blocked shots:

Nebraska—5, John Turek, vs. Baylor, Feb. 27, 2002
Opponent—5, Nick Collison, Kansas, Feb. 24, 2002

Had five or more steals:

Nebraska—8, Cookie Belcher, vs. Oklahoma State, Feb. 7, 2001
Opponent—6, Nick Bradford, Kansas, Feb. 23, 2000

A Team...

Scored 100 or more points:

Nebraska—100, at Oklahoma, Jan. 13, 1996
Opponent—101, Texas Christian, March 15, 1999 (NIT)

Scored 40 or fewer points:

Nebraska—39, vs. Kansas State, March 7, 1984
Opponent—39, Air Force, Dec. 8, 1962

Had three or more 20-point scorers:

Nebraska—vs. Oregon, Nov. 25, 1995 (Jaron Boone, 30; Tyronn Lue, 30; Erick Strickland, 20)
Opponent—at Texas, Jan. 21, 1998 (Chris Mihm 29, Luke Axtell 25, Kris Clack 22)

Had three players with 10 rebounds:

Nebraska—vs. Texas Tech, Jan. 19, 2000 (Steffon Bradford, 16; Kimani Ffriend, 12; Louis Truscott, 11)
Opponent—at Kansas, Jan. 9, 2002 (Nick Collison, 13; Drew Gooden, 12; Wayne Simien, 10)

Had three players with double-doubles:

Nebraska—vs. Texas Tech, Jan. 19, 2000 (Steffon Bradford, Kimani Ffriend, Louis Truscott)
Opponent—at Kansas, Jan. 9, 2002 (Nick Collison, Drew Gooden, Wayne Simien)

Shot 70 percent from the field:

Nebraska—.723, vs. UNC Wilmington, Dec. 5, 1997 (34-47)
Opponent—.723, vs. Kansas, Feb. 2, 1985 (34-47)

Shot 60 percent from the field:

Nebraska—.619, vs. Kent State, Dec. 21, 2000 (26-42)
Opponent—.604; at Iowa State, Feb. 16, 2002 (32-53)

Shot 90 percent from the free-throw line:

Nebraska—.900, vs. Missouri, Jan. 6, 2001 (9-10)
Opponent—.909, at Pacific, Dec. 29, 2002 (20-22)

Attempted 40 or more free throws:

Nebraska—42, vs. Kansas State, Feb. 9, 2002 (35-42)
Opponent—43, Iowa State, March 3, 2001 (35-43)

Attempted 10 or fewer throws:

Nebraska—5, at Missouri, Jan. 5, 2002
Opponent—7, vs. Baylor, Feb. 27, 2002

Made five or fewer throws:

Nebraska—1, at Missouri, Jan. 5, 2002
Opponent—4, vs. North Carolina A&T, Nov. 20, 2002

Made 10 or more three-pointers:

Nebraska—13, vs. Baylor, Feb. 27, 2002
Opponent—13, vs. Missouri, Feb. 13, 2002

Did not make a three-pointer:

Nebraska—0, at Colorado State, Dec. 12, 1998
Opponent—0, Toledo, Nov. 24, 1995

Had 60 or more rebounds:

Nebraska—60, vs. Oral Roberts, Dec. 22, 2000
Opponent—62, at Colorado, Feb. 15, 1975

Had 30 or more assists:

Nebraska—35, vs. Northeastern Illinois, Dec. 21, 1994
Opponent—30, at Iowa State, Feb. 3, 1993

Had 15 or more steals:

Nebraska—15, vs. Oklahoma State, Feb. 7, 2001
Opponent—15, vs. Oklahoma State, Feb. 7, 2001

Had 10 or more blocks:

Nebraska—11, vs. Texas A&M, Feb. 27, 1999
Opponent—10, vs. Kansas, Feb. 24, 2002

Had 20 or more turnovers:

Nebraska—23; at Colorado, Feb. 17, 2001
Opponent—20, Texas Tech, Jan. 30, 2002

Had 10 or fewer turnovers:

Nebraska—10, vs. Colorado, March 7, 2002
Opponent—9, vs. Kansas, Feb. 24, 2002

Nebraska defeated a ranked team:

No. 20/23 Texas Tech, Jan. 30, 2002

Nebraska defeated a top five team:

No. 3 Missouri, March 12, 1994 (98-91) (B8T)

Nebraska defeated a ranked team on the road:

No. 24 Kansas, Feb. 10, 1999

Nebraska won at least five straight games:

6, Games 1-6, Nov. 20, 2001 to Dec. 8, 2001

Nebraska won at least 10 straight games:

10, Games 3-12 in 1994-95, Nov. 27-Dec. 31, 1994



N

ABOUT NEBRASKA

THROUGH THE DECADES Husker Century

Entering its 106th year of Husker basketball, Nebraska is looking to build on two of the strongest decades in school history. Nebraska has averaged nearly 18 wins per season over the past 15 years, making 10 postseason tournaments in that span.

1897-1906

Nebraska posted a 59-26 (.694) record in its first decade of basketball, including three perfect seasons. In those 10 years, the Huskers were coached by Frank Lehmer, T.P. Hewitt, E. Berry, Fred Morrell, Walter Hiltner and R.G. Clapp.




1907-16

The last five teams of the Huskers' second decade all posted winning records. The 1911-12 team (below) won the school's first Missouri Valley Conference title and then repeated as champs in 1912-13 and 1913-14.

1917-1926

Nebraska fashioned its first-ever 20-win season in 1919-20, finishing 22-2 and setting a school record for wins that stood until 1990-91. During the decade, Nebraska was 111-71 (.610) and had six winning campaigns.



"We are in this to win a national championship. We will win a national championship in basketball at Nebraska."

■ Barry Collier Head Coach At Hiring Press Conference



1957-66

Stu Lantz (above) capped off an otherwise disappointing decade by leading the Huskers to a second-place Big Eight finish and first-ever NIT appearance in 1965-66. The Huskers' 20-5 record was their first 20-win season since 1919-20. Lantz, who finished second to KU's Jo Jo White in the Sophomore-of-the-Year balloting, would go on to become a third-round NBA draft pick. For the decade, NU was 102-142 (.418).

1967-1976

Nebraska finished above .500 for the decade with a 147-111 (.570) record. Marvin Stewart became the first player to average 20 points in a season in 1970-71. The Huskers closed out the decade with a third-place Big Eight finish in 1975-76 and said goodbye to the Nebraska Coliseum. Jerry Fort earned three straight first-team all-conference awards from 1974 to 1976.

1997-Present

Nebraska has continued its success while starting its second century of play. The Huskers have added a pair of 20-win seasons to bring Nebraska's total to 11 in history, and seven in the past 15 years. NU was also one of just 15 schools to appear in at least nine consecutive postseason tournaments from 1991 to 1999.

1927-1936

NU opened the decade in the Nebraska Coliseum, but didn't have much of a home-court advantage, finishing under .500 at home in 1925-26. In 1928-29, Nebraska joined Missouri, Kansas, Kansas State, Iowa State and Oklahoma to form the Big Six Conference.

1937-1946

Nebraska's record of 65-120 (.351) in the decade was its worst ever. Twice, in 1943-44 and 1944-45, the Huskers mustered only two wins. Sid Held and Don Fitz earned first-team All-Big Six honors in 1940-41.

1947-1956


The Huskers were 102-141 (.420) in the decade. However, the 1948-49 team tied for first in the Big Seven Conference and beat Oklahoma to advance to the NCAA District Tournament. Claude Retherford was a first-team All-Big Seven pick that season and led the team in scoring. In 1949-50, Bus Whitehead earned first-team all-conference honors as NU tied Kansas and Kansas State for the Big Seven title.

1977-1986

The Cornhuskers posted a 175-119 (.595) record in this decade, including a 15-14 ledger in 1976-77, the first season at the Bob Devaney Sports Center. In 1977-78, the Huskers earned their second postseason tournament bid and first since 1966-67, advancing to the second round of the NIT. NU posted 20 wins twice during the decade (1977-78, 1982-83).

1987-1996

The Huskers enjoyed their most successful decade, winning 20-or-more games five times. Nebraska advanced to the NCAA Tournament four times, won its first-ever Phillips 66 Big Eight Tournament trophy in 1993-94 and captured the NIT Championship in 1995-96. For the decade NU was 185-131 (.585).




HUSKER GAME DAY Magical Experience

Through 26 seasons in the Bob Devaney Sports Center, fans have created an intimidating environment for opponents. The Huskers own an all-time record of 308-64 (.766) in the building, including a 182-26 (.875) mark vs. non-conference opponents. Nebraska, which is 145-44 (.767) at home since the start of the 1990-91 season, will have an even bigger advantage this year because of the continued support of the "Red Zone" student section.

Husker Facts


- NU is one of seven NCAA Division I institutions with 1,000 or more all-time basketball wins and more than 700 all-time football wins.
- Nebraska has traveled to Europe, Australia, Hawaii (five times), Alaska and Puerto Rico (four times) during the last 12 years.
- The Big 12 Conference had six schools rank in the top 40 nationally in attendance in 2001-2002.



More than 1.8 million fans packed the Devaney Center during the 1990s to watch Nebraska basketball. After receiving \$7.9 million in improvements (including HuskerVision screens) in 1999, the 13,500-seat Bob Devaney Sports Center is one of the best venues in the Big 12 and the nation.



"Nebraska athletics are very important to the state and the people of Nebraska do an outstanding job of supporting our basketball team. Our crowd gives us a distinct home-court advantage, with their enthusiasm, especially in conference games. They get us energized to play well." ■ Andy Markowski Former Forward, 1996-99



The award-winning Nebraska Yell Squad and Big Red Express band lead the Devaney Center's 13,500 faithful on game day, helping to create a memorable game-day atmosphere that is enjoyed by Husker fans of all ages.




HUSKERS IN THE PROS

NBA Pipeline

Nebraska players have enjoyed significant professional success following their careers as Huskers. NU has had 24 players drafted by the National Basketball Association, including three first-round picks during the 1990s. At least four Huskers will be on opening-day rosters this year – Tyronn Lue, Mikki Moore, Eric Piatkowski and Erick Strickland.

During his career, Erick Strickland (above) has averaged more than six points and three assists per game playing for the Dallas Mavericks, New York Knicks, Vancouver Grizzlies and Boston Celtics. He signed with the Indiana Pacers prior to this season.

Tyronn Lue won a pair of NBA Championships with the Los Angeles Lakers before signing to play with the Washington Wizards and Michael Jordan. Lue averaged a career-high 7.8 ppg with 3.5 apg in 71 games for the Wizards last year. Lue was originally drafted 23rd in the 1998 NBA Draft by the Denver Nuggets, but was immediately traded to the Los Angeles Lakers.





Husker Draft Facts

- Nebraska has had 24 players drafted by the National Basketball Association.
- In the 1990s, Nebraska had three first-round selections in the NBA Draft. Rich King was the 14th selection in 1991, Eric Piatkowski was picked 15th overall in 1994 and Tyronn Lue was selected 23rd in 1998.

"The Nebraska program from top to bottom was first class. My four years in Lincoln were some of the best years of my life. I enjoyed the experience athletically and academically."


■ Erick Strickland Indiana Pacers



Mikki Moore (above) has averaged 4.7 ppg and 3.4 rpg during his four-year career. After signing a three-year, \$9.4 million deal with Detroit, Moore joined the San Antonio Spurs as a free agent in 2002. Rich King (top right), a 1991 first-round draft pick, played center for the Seattle SuperSonics from 1991 to 1995. Dave Hoppen (top middle), Nebraska's all-time leading scorer, was drafted by the Atlanta Hawks in 1986 and was the second pick of the 1988 expansion draft by the Charlotte Hornets.



Eric Piatkowski enters his ninth season with the Los Angeles Clippers after starting 136 games and averaging nearly 10 points per game over the last five seasons. Piatkowski was part of four Husker NCAA Tournament teams and is second on NU's all-time scoring list. Piatkowski signed a four-year, \$12 million contract in 1999.



NEBRASKA COACHES

Experienced Staff

Nebraska Head Coach Barry Collier has a proven track record with nearly 225 wins in 13 seasons while helping his teams to three NCAA Tournaments and three NIT berths. Ten student-athletes have earned all-conference honors under Collier, including two conference players of the year, while he has been named league coach of the year on four occasions. His staff has combined for nearly 50 years of coaching experience, providing the Huskers with valuable knowledge and leadership on and off the floor.



Reggie Rankin
11th Year of Coaching



Mike Broughton
23rd Year of Coaching




Doug Novsek
15th Year of Coaching

Collier's Teams Have:

- Averaged more than 17 victories per season over the last 13 years.
- Gained at least 10 conference wins four times in the past seven seasons.
- Advanced to the NCAA Tournament three times and to the NIT on three occasions.
- Produced one academic All-American and one NCAA postgraduate scholarship winner while graduating 42-of-47 seniors.
- Held opponents to 60 points or less in nearly one-third of the games with Collier on the bench.



THE MEDIA National Attention



Jake Muhleisen, who helped Nebraska to several big wins as a rookie in 2001-02, gained international exposure for the Huskers by playing on the 2002 Big 12 All-Star squad that toured Scandinavia.



With the resurgence of the Nebraska basketball program under head coach Barry Collier, media attention is at an all-time high. Nebraska is scheduled to make at least 10 national or regional television appearances during the 2002-03 season. The media attention isn't limited to television broadcasts, as the Huskers are consistently covered by national print publications such as USA Today, Sports Illustrated, The Sporting News and Basketball Times.



Husker Media Facts

- ▶ Nebraska has averaged more than 12 regional or national appearances in the last 10 seasons.
- ▶ The Huskers have made nine postseason trips in the last 12 seasons.
- ▶ Nebraska has traveled to Europe, Australia, Hawaii (five times), Alaska and Puerto Rico (four times) during the last 13 years.


OUTREACH Giving Back

The Nebraska basketball team gives back to the community in many ways.

Husker players help mentor youths in local schools, visit children in hospitals and travel the state on the Dedicated to Excellence tour. The Huskers have also played a large part in the yearly "School is Cool" Jam and the citywide "Read to Win" program.




Husker student-athletes have participated in such programs as I've Got Heart, Team Spirit, Tour of Excellence and the nationally recognized School is Cool Jam, along with the local "Read to Win" campaign. Husker athletes have also visited hospitals and retirement homes on their own time, away from the public eye.




The dedication to the community runs deep throughout the basketball program. Head Coach Barry Collier is a frequent guest speaker at clubs and organizations, and took time to participate in the American Education Week last fall, including reading to grade-schoolers in Omaha.

"Year in and year out, Nebraska student-athletes impact more people than any other college program. They are genuinely interested in making a difference and accepting the role-model challenge."


■ Richard Lapchick National Consortium of Academics and Sport



In 2001, the Nebraska men's basketball team held its first "Husker Haunted Hoops" on Halloween. The event gave kids a chance to trick-or-treat on the concourse at the Devaney Center, and provided an opportunity for autographs and pictures with the whole squad. Following the fan session, the Huskers held an intrasquad scrimmage for their first public appearance of the year.



Student-athletes not only try to teach the importance of education in each of their speaking engagements, but provide a fun and relaxed atmosphere for the children.



HOME-COURT ADVANTAGE

Devaney Center

Named after NU's longtime football coach and athletic director, the 13,500-seat Bob Devaney Sports Center is the home to Husker men's and women's basketball, gymnastics, swimming and diving, track and field and wrestling teams. The Devaney Center has hosted numerous NCAA postseason events since its opening in 1976. Before the 1999-2000 season, the Bob Devaney Sports Center underwent \$7.9 million in renovations inside the arena and in the concourse areas.



The Nebraska locker room (above) and ready room (left) in the Bob Devaney Sports Center have both been completely refurbished in recent years. The Devaney Center also houses a complete weight facility (below, left).



Devaney Center Facts

- Nebraska has posted less than eight home victories only once (1976-77) in the 26-year history of the Devaney Center.
- Since 1990-91, only 15 schools have exited the Devaney Center with a win (44 times), including just eight that have won more than once in the building. Eight of the last 18 teams to win at Devaney have been ranked 20th or higher. Eleven of the Huskers' last 25 home losses have come to teams ranked in the top 25.



"The atmosphere at the Devaney Center is as good as any in the Big 12, and the addition of the HuskerVision boards has added something special that few places in the country can duplicate. When they announce the starting lineups, the sound is absolutely deafening."

■ Cary Cochran Husker Guard, 1998-2002

The main concourse of the Bob Devaney Sports Center received extensive renovations in 2000, with the addition of a Husker Hall of Honor (right) and a Husker Walk of Fame (below). The displays in the concourse areas highlight more than 100 years of Nebraska athletics and 25 years of Husker women's sports.



**HUSKER
HALL OF HONOR**
NEBRASKA FORD DEALERS



A timeline (left) placing Nebraska athletic events in history, along with trophy cases and memorabilia and photo displays add to a winning atmosphere.



Two HuskerVision replay screens were added inside the arena, along with hustle-stat boards and digital message boards. The new sound system, lighting system and ring of honor add to the atmosphere in the arena, as do the addition of chairback seating on the arena floor.



ALL-SPORT FACILITIES

Home of Champions

Nebraska's facilities are top-notch across the board. Nearly every sport at Nebraska enjoys a venue that ranks among the nation's best. With a \$44.5 million athletic department budget, Nebraska is dedicated to providing its athletes with the best game-day and practice atmosphere in every sport.




Completed in June of 2001, Hawks Field (above) and Bowling Stadium (right) are part of a \$29.53 million baseball and softball complex that is among the best in the country for collegiate-only teams.

Nebraska's Memorial Stadium is home to an NCAA-record 255 consecutive sellouts dating back to 1962. Skyboxes and an improved media facility were added in 1999 at a cost of \$36.1 million.



"We have been fortunate to enjoy the finest facilities in the conference for the better part of two decades."

■ Bill Byrne NU Director of Athletics



The Nebraska Indoor Track and Field facility (above) was given a \$2.7 million facelift in 2000, distinguishing it among the world's best. The track features a hydraulic-banked track, one of three in the nation and only seven in the world.



Home to NU's national champion volleyball team, the 4,200-seat Nebraska Coliseum is one of the premier facilities in college volleyball and gives the Huskers a definitive home-court advantage

To view 360° photographs of Nebraska's facilities visit huskers.com

HUSKER POWER

Strength of Nebraska

HUSKER
POWER™

Husker Power, the model strength and conditioning program in the nation, plays a large part in Nebraska's continued success. With 12 full-time members, two interns, two graduate assistants, four student staff positions and two consultants, Nebraska's Performance Team is one of the most intricate strength and performance organizations in the nation. In fact, Nebraska is the only school in the nation with four strength coaches certified as Master Strength and Conditioning Coaches. The strength training facility is one of the largest in the nation and provides athletes with the latest in strength and conditioning equipment.



Former Husker Ross Buckendahl (left) became NU basketball's second Husker Power Athlete of the Year in 2001-02. The basketball team lifts in the Devaney Center weight room located just steps from the court. NU has two other weight rooms, including the newly-refurbished performance center in Memorial Stadium.



To learn more about the NU Athletic Department and Husker Power visit huskers.com and huskerpower.com.

"The University of Nebraska strength development program is the model for others in the country."

■ Phillip Hage Editor of Physician and Sports Medicine Magazine

Nebraska's strength training facility has set the standard for weight rooms across America.

Located under Memorial Stadium's west wing, the strength complex is one of the nation's largest and finest. Several other universities have expanded their weight rooms, but Nebraska is still a step ahead.



Three Reasons For Success



■ Program - The Husker Power strength and conditioning program is individualized for each athlete. The Performance Buffet enhances performance as does the motivation and visualization program.

■ Supervision - The Athletic Performance Team has 12 full-time strength and conditioning specialists. The Performance Team provides a wide range of services to help athletes prepare for a successful athletic career.

■ Facilities - The NU Strength Complex is recognized as the finest in the country. The Husker Power facilities also include the Bob Devaney Sports Center weight room. The Performance Buffet is also nationally recognized for improving the performance of NU's athletes. The Wayne Meylan room is used for supplements and for body composition testing.

NEBRASKA FOOTBALL

Lifter of the Year awards are presented annually to the top lifters of every sport. Ross Buckendahl (basketball) and Shelley-Ann Brown (track and field) were named the Husker Power Athletes of the Year in 2001-02.



NUTRITION

A Healthy Diet

Nebraska caters to the needs of athletes at home and on the road. James Harris, Coordinator of Sports Nutrition, works with all 23 of Nebraska's sports by educating athletes on topics such as staying hydrated, taking advantage of off-season efforts to gain lean mass or lose body fat and utilizing Nebraska's three-step nutrition system when eating at the Performance Buffet.



Making solid nutritional choices not only helps an athlete become stronger, but also enhances game-day performance.




NEBRASKA



The Nebraska Performance Buffet serves breakfast, lunch and dinner every day for Husker student-athletes.

ATHLETIC MEDICINE Always On Call

The Husker basketball team has a full-time trainer who travels with the team and attends every game and practice. Whether working to prevent injuries or just preparing athletes for the game, the NU Athletic Medicine staff is always on call.




Providing expert care to more than 700 Husker student-athletes, Nebraska's Athletic Medicine department has one of the most highly trained and highly skilled staffs in the country. Under the guidance of Director of Athletic Medicine Dr. Lonnie Albers and Head Athletic Trainer and Physical Therapist Jerry Weber, the 2002-03 Nebraska Athletic

Medicine staff consists of five doctors, two therapist/trainers, five athletic trainers, six graduate assistant certified athletic trainers and 30 student assistant trainers. The orthopedic team is led by Chief of Staff Dr. Pat Clare, a nationally respected orthopedic surgeon, who is in his 28th year of serving Husker athletics.

The medical facilities at Nebraska are among the best in the country. The Huskers' training facilities are located in South and North Memorial Stadium, the NU Coliseum, the Bob Devaney Sports Center, the Abbott Sports Complex and the newly-opened Haymarket Park.

MEDICINE

ATHLETIC




HUSKER STUDENT-ATHLETES Academic Success

The success of Nebraska athletes is not limited to the athletic arenas. More Husker student-athletes have been selected to Verizon/CoSIDA Academic All-America teams than from any other school in the country, and more Huskers have earned academic all-conference honors than athletes from any other league school. Nebraska has led the Big 12 in graduation rates in four of the conference's six years.


Academic All-Americans	
Nebraska	196
Notre Dame	145
M.I.T.	112
Bucknell	104
Augustana	100
Penn St.	100

All teams, all sports as of July 2002



Academic Facts


- Nebraska has the highest number of first-, second- and third-team Verizon/CoSIDA Academic All-Americans in the nation with 196, 51 more than any other school. Nebraska has seen 104 of those earn first-team honors, including 53 since 1990.
- Husker student-athletes have earned 14 NCAA Today's Top Eight Awards, more than any other school in the nation. Nancy Metcalf became Nebraska's latest honoree in 2001.
- The Nebraska program received the Champs/Life Skills Program of Excellence Award in 1998-99 as presented by the Division I-A Athletic Directors.
- Nebraska football was recognized by the AFCA as one of nine schools to post a 90 percent graduation rate. NU was the only school to do so in the Big 12.



Nebraska had two seniors graduate in 2002, bringing the total number of seniors who have graduated while playing under Coach Collier to 42 over the past 13 years.

"The combination of a world-class university and Big 12 basketball is an incredible opportunity for our student-athletes. Truly, we offer the best of both worlds."

■ Barry Collier Nebraska Head Coach



Nebraska had two players earn Academic All-Big 12 first-team honors in 2002, the first time since 1996 the team had two selections and just the fifth time in school history. Under Coach Collier, three Huskers have earned academic all-league recognition, including Craig Wortmann (left) in 2001.

Nebraska has been tabbed one of 36 flagship universities and is considered one of the best values among the nation's colleges and universities by the Centers for Studies in College Enrollment.

The Nebraska

Academic Experience:

From the day student-athletes decide the University of Nebraska is the right place to be, the athletic academic counseling unit provides personal support, academic support and professional development to ensure that student-athletes will get the most out of their years as Huskers.

Step 1: Professional Development Counseling at NU

Career Exploration

Knowing that less than 1 percent of all collegiate athletes advance to professional sports, Nebraska pioneered a comprehensive Career Counseling Program for student-athletes in 1988. This program has been modeled by many other NCAA institutions and is now a component of the NCAA Life Skills Program.



The exploration phase has programs designed to help with career selection and clarification. These programs include: interest inventories, Nebraska Career Information System (an interactive computerized career guidance program), monthly career nights, career fairs, shadowing experiences, internships and cooperative education.

Career Planning

An important aspect of preparing for a career is the teaching of job-development skills. At Nebraska, methods are taught to improve these skills, including resume development, cover-letter writing, job search strategies, interviewing skills, and graduate, law and medical school placement assistance.

Career & Graduate School Placement

Assistance is provided in securing full-time employment upon graduation. Both the University Career Services office and Alumni office play an instrumental role in the placement process. Guidance is also provided for those with plans for graduate education. Student-athletes have access to graduate career fairs, test preparation, applications workshops and postgraduate scholarships.

HUSKER STUDENT-ATHLETES Academic Support

Featuring one of the most innovative and comprehensive academic support systems in the country, Nebraska is dedicated to helping its student-athletes become outstanding leaders in their chosen field. The athletic support team is comprised of 11 full-time staff members and tutorial staff addressing all subject areas.

Step 2: Academic Guidance Education Assessments

During new student-athlete orientation, the academic staff administers a variety of educational assessments to student-athletes to better determine academic strengths and areas for improvement. The results help counselors and athletes to develop a personalized academic support team.

Tutorial Support

One of Nebraska's largest and perhaps most beneficial support services for student-athletes is the Tutorial Program. Mentor tutors and subject tutors assist student-athletes in making successful transitions into college, while experiencing academic success.


Supplemental Instruction
A sub-component of the tutorial program, this program is effective in helping student-athletes get adjusted to college academics, while enhancing academic self-esteem and study skills.

Academic Supervision

Counselors monitor daily progress of student-athletes and receive feedback from faculty regarding course progress and status. Counselors monitor athletic eligibility and work cooperatively with faculty advisers to develop a graduation timeline.

Computer Resources


State-of-the-art software programs in the newly expanded Hewit Center 51-terminal computer lab allow students to become more efficient and productive. The lab features both IBM and Macintosh computers complete with laser-jet printers. Students can also access laptop computers for extended away competitions.



The Hewit and Boekel Academic Centers house Nebraska's academic counselors and refurbished 51-terminal computer lab. Nebraska is committed to being a national leader in advancements in learning and technology.




In order to monitor the academic and graduation progress of Husker student-athletes, the counselors dedicate extensive time toward academic supervision.



NU student-athletes who continue with graduate school received more than \$77,500 in postgraduate scholarship money in 2001.

"It's great to see the progression when one player comes in and sees the things past players have done academically, and that new player then mimics what has already been done. Once the ball gets rolling, the student-athletes start to expect to achieve at that high level."

■ Dennis Leblanc NU Associate A.D./Academics



Nearly 250 student-athletes were honored at the 2002 Academic Awards Banquet, including the male student-athlete of the year, Bryan Snyder, and female student-athlete of the year, Diandra Hyman.

Step 3: Personal Support

Student-Athlete Orientation

The Hewitt Center coordinates an annual New Student-Athlete Orientation program aimed at helping student-athletes experience a smooth transition into college life.

NCAA Life Skills Program

Student-athletes receive expert education and intervention regarding personal and social issues. Campus administrators, national experts and former student-athletes share information and insights to assist student-

athletes in making responsible decisions.

During the 1998-99 year, Nebraska was one of seven schools to receive the Program of Excellence award in recognition of creative and comprehensive Life Skills programming efforts.

Personal Counseling

Counseling staff members provide student-athletes with a supportive and caring environment. Areas addressed within personal counseling include: transitional issues, stress management, academic focus and personal crisis intervention. Referrals are also made to professionals at the University Health Center.

Multi-Cultural Support

This program is designed to enhance cultural awareness for all student-athletes to help build a supportive, caring environment while learning about different cultural backgrounds.

Student-Athlete Advisory Board

Student-athletes from every sport meet regularly with athletic department administrators in order to be included on all decisions affecting their personal, academic and professional development. The Board was recognized by *College Athletic Management* magazine as the top student organization in the nation and has been a model for many other universities.

Husker Outreach Program

Involvement in the award-winning Husker Outreach Program gives Husker student-athletes the opportunity to make a positive impression on youth, while the student-athletes further develop their own leadership and interpersonal skills. Through Ventures in Partnership activities, National American Education Week and the "School is Cool" Jam sessions, more than 100,000 youth statewide hear motivational and inspirational messages.



UNIVERSITY OF NEBRASKA Leading The Way

As one of the nation's premier public institutions, the University of Nebraska-Lincoln is committed to undergraduate learning and world-class research. In early 2001, UNL was named to a national list of 16 schools that serves as a role model for other institutions by the Association of American Colleges and Universities. Quality instruction is emphasized in UNL's 147 undergraduate majors, which are spread through UNL's nine undergraduate colleges.

*2001, Association of American College and Universities.



The University of Nebraska was chartered by the Nebraska Legislature in 1869 as the state's public university and land-grant institution. Founded in Lincoln, the University of Nebraska was expanded in 1968 into a state educational system now comprising four campuses under the guidance of a Board of Regents and a central administration.



The University of Nebraska-Lincoln offers 147 undergraduate majors in the following colleges: Agricultural Sciences & Natural Resources, Architecture, Arts & Sciences, Business Administration, Engineering & Technology, Hixson-Lied Fine & Performing Arts, Human Resources & Family Sciences, Journalism & Mass Communications and Teachers.

UNIVERSITY OF
Nebraska

To learn more about
the University of
Nebraska visit unl.edu.

"I can honestly say that I do not remember a time when the prospects for enhancing the academic quality or reputation of this University were brighter."

■ Harvey Perlman UNL Chancellor

The University of Nebraska campus is home to the nationally renowned Sheldon Memorial Art Gallery and Sculpture Garden, the Christlieb Collection of Western Art and the Lied Center for Performing Arts. The University of Nebraska State Museum boasts a world-class fossil collection. Love Library (right) underwent a \$12.8 million renovation, which was completed in the Spring of 2002.



Famous Nebraska Alumni


- George W. Beadle
Class of 1926, Geneticist
Genetic pioneer earned 1958 Nobel Prize
- Warren E. Buffett
Class of 1951, Financier
Chairman & CEO of Berkshire Hathaway Inc.
Second on Forbes 400 List
- Johnny Carson
Class of 1949, Entertainer
Host of NBC's Tonight Show, 1962-92
- Willa Cather
Class of 1895, Author
1923 Pulitzer Prize winner for *One of Ours*
- Harold E. Edgerton
Class of 1925, Inventor
Inventor of strobe light for high-speed photography
- Barbara Hendricks
Class of 1969, Opera Singer
Internationally acclaimed lyric soprano
- Leta Stetter Hollingworth
Class of 1906, Educ. Psych.
Founder of first school for gifted children
- Bob Kerrey
Class of 1966, Political Leader
Former presidential candidate
U.S. Senator, 1988-2000
- Gen. John J. Pershing
Class of 1893, Military Strategist
American Expeditionary Forces Commander in WWI



The \$30 million George W. Beadle Center for Genetics and Biomaterials Research (below) provides a new focus for research and development in biotechnology, biochemistry, biological materials and chemical engineering and related fields.



The Esther L. Kauffman Academic Residential Center (above) was completed in May of 2001 and houses the J.D. Edwards Honors Program in Computer Science and Management.



LINCOLN All-America City

Featuring the advantages of an urban setting, the Star City is only minutes away from the scenic beauty and wide open spaces of America's Heartland. Living in Lincoln enables one to enjoy the benefits of life in a city, while residing in a community that consistently lists one of the lowest crime rates in the nation among cities its size.

The American Institute of Architects declared Nebraska's State Capitol to be one of the modern architectural wonders of the world.



Nebraska's capital city, Lincoln has more than 6,000 acres of parks, including 10 lakes, 11 municipal swimming pools, more than 30 miles of paved bike paths and trails and 10 public golf courses.



Lincoln's population of 225,000 makes it the second-largest city in the Big 12 Conference. July Jamm, left, is one of many festivals annually in Lincoln. In addition, Lincoln is becoming a frequent stop for national and regional concerts and performances.


NEBRASKA

The Good Life

Nebraska's largest city is Omaha (right) with a population of 716,998, which is less than an hour's drive from Lincoln. Omaha is home to the AAA Omaha Royals, the NCAA College World Series (below), the world-renowned Henry Doorly Zoo and the Strategic Air Command Museum (below).



Nebraska features some of the best golf courses not only in the Midwest, but in the world: Sand Hills Golf Club (above) was recently named as the No. 1 course built since 1960 by Golf Digest. Nebraska has more than 175 golf courses in all.



Relax, play or fish in the 23,000 miles of rivers and streams or the 250 public lakes and reservoirs that make up the state of Nebraska. Lake McConaughy (right) features 100 miles of Caribbean-like white beaches.

Nebraska residents truly live "The Good Life." The state features major metropolitan areas, including Lincoln and Omaha, which is the telecommunications capital of the nation, and plenty of history as well. The state also features a diverse landscape ideal for those who enjoy the great outdoors, whether it be hiking, biking, hunting or fishing. Located in the heart of the nation's heartland, Nebraska is centrally located and just a few hours from Chicago, Denver and Kansas City.

Prominent People With Nebraska Ties

- **Grover Cleveland Alexander** (1887-1950) * Major League Baseball Hall of Fame Pitcher
- **Richie Ashburn** (1927-1997) * Major League Baseball Hall of Fame Outfielder
- **Fred Astaire** (1897-1987) * Academy & Emmy Award Winner
- **Marlon Brando** (1924-) * Academy Award-Winning Actor
- **Dick Cheney** (1941-) * Vice-President of the United States
- **Henry Fonda** (1905-1982) * Academy Award- and Tony Award-Winning Actor
- **Gerald R. Ford, Jr.** (1913-) * U.S. President & Vice President
- **Bob Gibson** (1935-) * Major League Baseball Hall of Fame Pitcher
- **Clifford Hardin** (1915-) # U.S. Secretary of Agriculture
- **William Jennings Bryan** (1860-1925) # Three-time Presidential Candidate
- **Peter Kiewit** (1900-1979) * Construction Magnate & Philanthropist
- **Nick Nolte** (1941-) * Academy Award Nominee
- **Gale Sayers** (1943-) * National Football League Hall of Fame Running Back
- **Lawrence Welk** (1903-1992) # Band-Leader and TV Personality
- **Malcolm X** (1925-1965) * Civil Rights Activist

*Born in Nebraska #Lived in Nebraska

HUSKER ATHLETICS

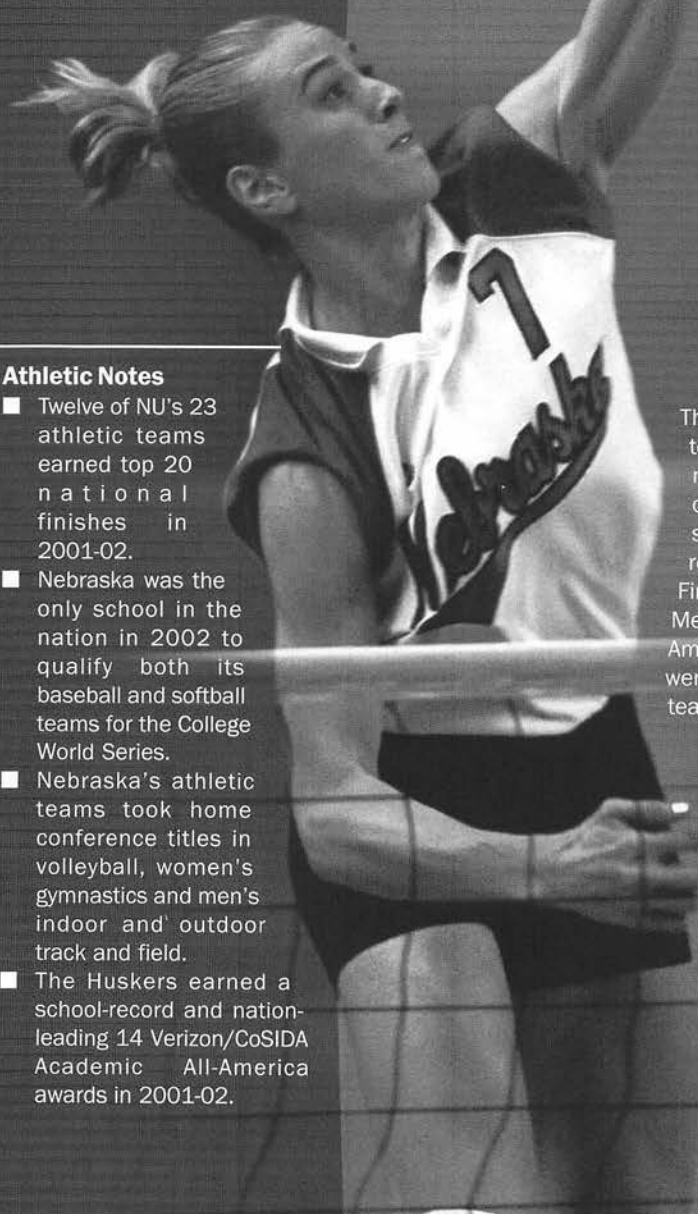

National Powers

One of the nation's premier athletic programs, Nebraska is dedicated to and successful in all 23 of its varsity sports. Nebraska finished 22nd in the Sears Director's Cup Standings, and has never finished outside of the top 25. Under the leadership of Director of Athletics Bill Byrne, Nebraska continues to build on its tradition with each season. Nebraska has won 20 team national titles since 1970.


Athletic Notes

- Twelve of NU's 23 athletic teams earned top 20 national finishes in 2001-02.
- Nebraska was the only school in the nation in 2002 to qualify both its baseball and softball teams for the College World Series.
- Nebraska's athletic teams took home conference titles in volleyball, women's gymnastics and men's indoor and outdoor track and field.
- The Huskers earned a school-record and nation-leading 14 Verizon/CoSIDA Academic All-America awards in 2001-02.

Bryan Snyder (below) finished his career as Nebraska's first four-time All-American and four-time conference champion.



The Husker volleyball team followed up a national championship season with a return trip to the Final Four. Nancy Metcalf (left) and Amber Holmquist were named first-team All-Americans.




The Nebraska football team, winner of five national titles since 1970, played Miami in the Rose Bowl for the 2002 national title. Quarterback Eric Crouch (above) earned NU's third Heisman Trophy to culminate a record-breaking career.

"I can't go without saying how impressed I am by the Nebraska fan base. Whether it be for women's volleyball or football, there's nothing like the Big Red."

■ George W. Bush President of the United States


The Nebraska softball team qualified for the College World Series in 2002 following a record-breaking season in which NU recorded a school-record 23 consecutive wins.

Gymnast Grant Clinton (right) was named the MPSF Co-Gymnast of the Year in 2002.



The Husker baseball team advanced to the 2002 College World Series in Omaha for the second consecutive year. Catcher Jed Morris (right) was named the Big 12's Player of the Year.

Carl Myerscough threw the shot put 69-9 to earn an indoor national title and lead the Huskers to a Big 12 title. Myerscough also broke NU's outdoor school record.



HUSKER ATHLETICS


Big 12 Domination

Since the inception of the Big 12 Conference in 1996, the Huskers have dominated the league in almost every sport. Nebraska has claimed the Big 12 Conference's All-Sports title for five of the league's six years. In 2001-02 NU won four regular-season Big 12 Championships.


Nebraska has won 43 football conference titles and is the only team in the Big 12 Conference to have more than one football championship ring.



Sophomore Richelle Simpson helped the Husker women's gymnastics team finish fifth nationally after advancing to the Super Six Finals for the fourth consecutive year.



The Nebraska soccer team made its sixth straight trip to the NCAA Tournament's round of 16 in 2001. Meghan Anderson (above) earned All-America and Academic All-America honors.



Senior Cary Cochran led the nation in free-throw accuracy and finished his career with the most three-pointers in Husker history.


"We've never offered this many sports and had this much success and had as good of facilities and as good of support as we do now."

■ Tom Osborne Congressman and College Football Hall of Fame Coach


2001-02 Big 12 All-Sport Standings*

1. Texas	192	7. Oklahoma St.	112
2. Nebraska	144	8. Colorado	101
3. Oklahoma	135	9. Kansas St.	94
4. Texas A&M	131	10. Texas Tech	87
5. Baylor	114	11. Iowa State	85
6. Missouri	113	Kansas	85


* Compiled by Omaha World-Herald



Lance Mills qualified for the NCAA Tournament in 2002, advancing to the second round.



Keasha Cannon was named the Big 12 Newcomer of the Year after leading Nebraska in scoring and rebounding.



Senior Amanda Sutcliffe helped the Nebraska women's golf team qualify for NCAA regionals for the seventh time in nine years in 2002.

TV/RADIO ROSTER
2002-03 Huskers



#0 Wilson Thomas
 6-6, 215, Sr., F
 Omaha, Neb.




#1 Jason Dourisseau
 6-5, 185, Fr., G
 Omaha, Neb.



#4 Nate Johnson
 6-2, 180, Jr.-TR, G
 Kansas City, Kan.



#11 Wesley Wilkinson
 6-9, 205, Fr., F
 Grand Island, Neb.



#12 Jake Muhleisen
 6-4, 195, So., G
 Lincoln, Neb.




#15 Bronsen Schliep
 6-7, 215, R-Fr., F
 Fairfield, Neb.




#20 Brian Conklin
 6-11, 240, Jr., F
 Hubbard, Ohio



#21 Corey Simms
 6-5, 205, So., G
 St. Louis, Mo.



#24 Roy Enright
 6-9, 250, Fr., C
 Omaha, Neb.




#25 Adam Bohac
 6-1, 185, Jr., G
 Kimball, Neb.




#32 Brennon Clemmons
 6-2, 185, Sr., G
 Indianapolis, Ind.



#33 Marques McCarty
 6-5, 195, So., F
 Sugarland, Texas




#40 Dan Heimos
 6-11, 240, So., C
 Waterloo, Ill.



#44 John Turek
 6-9, 240, So., F
 Council Bluffs, Iowa



#45 Tony Willbrand
 6-10, 250, R-Fr., C
 Alliance, Neb.



#50 Andrew Drevo
 6-8, 270, Jr., F
 Lincoln, Neb.



Barry Collier
 Head Coach



Reggie Rankin
 Assistant Coach



Mike Broughton
 Assistant Coach



Doug Novsek
 Assistant Coach

LOCKERROOM




ATHLETIC MEDICINE




NORWASH
Athletic Medicine

WEIGHT ROOM



N

PLAYERS' LOUNGE



HUSKERS

33

NOVEMBER

7	EA Sports	
14	Sports Tours	
21-24	Top of the World Classic (Fairbanks, Alaska)	
21	vs. Centenary	Midnight
23	vs. Wis.-Green Bay/Alaska-Fairbanks	TBA
24	TBA	TBA

DECEMBER

1	Texas-San Antonio	2:05 p.m.
5	@ South Florida (Tampa, Fla.)	6 p.m.
8	Minnesota	2:05 p.m.
14	IPFW	7:05 p.m.
21	Creighton	7:05 p.m.
27-28	ASU Hoops Classic (Tempe, Ariz.)	
27	vs. UC-Santa Barbara	6 p.m.
28	vs. Bucknell or @ Arizona State	TBA
31	Eastern Washington	2:05 p.m.

JANUARY

4	Denver	2:05 p.m.
7	Lipscomb	7:05 p.m.
11	@ Kansas (Lawrence, Kan.)	12:45 p.m.
15	Texas A&M	7:05 p.m.
18	Colorado	7:05 p.m.
22	@ Kansas State (Manhattan, Kan.)	7 p.m.
25	@ Iowa State (Ames, Iowa)	12:45 p.m.
29	Missouri	7:05 p.m.

FEBRUARY

1	Kansas	1 p.m.
5	@ Texas Tech (Lubbock, Texas)	8:15 p.m.
12	Oklahoma State	7:05 p.m.
15	Texas	12:45 p.m.
18	@ Missouri (Columbia, Mo.)	7 p.m.
22	@ Baylor (Waco, Texas)	2 p.m.
25	Kansas State	7:05 p.m.

MARCH

1	Iowa State	7:05 p.m.
4	@ Oklahoma (Norman, Okla.)	7 p.m.
8	@ Colorado (Boulder, Colo.)	8 p.m.
13-16	@ Big 12 Tournament (Dallas, Texas)	TBA

All times central and subject to change - Home games in red and held at the Bob Devaney Sports Center - For tickets call 1-800-8-BIGRED or visit Huskers.com.