


OFFICIAL MEDIA &

RECRUITING GUIDE

NEBRASKA

JOHN ROBINSON

GARY COCHRAN



THE SCHEDULE

11/6	Nebraska-Kearney *	7:05 p.m.	1/12	Colorado #	2:05 p.m.
11/13	Sports Tours *	7:05 p.m.	1/16	Oklahoma #	7:05 p.m.
11/20	North Carolina A&T	7:05 p.m.	1/19	@ Texas #	3 p.m.
11/24	Winthrop	7:05 p.m.	1/23	@ Oklahoma State #	7 p.m.
11/28	Texas-San Antonio	7:05 p.m.	1/26	Iowa State #	8 p.m.
12/2	Wofford College	2:05 p.m.	1/30	Texas Tech #	7:05 p.m.
12/5	Western Illinois	7:05 p.m.	2/5	@ Colorado #	8 p.m.
12/8	Oral Roberts	2:05 p.m.	2/9	Kansas State #	12:45 p.m.
12/12	@ Creighton	7:05 p.m.	2/13	Missouri #	7:05 p.m.
12/15	Sam Houston State	2:05 p.m.	2/16	@ Iowa State #	12:45 p.m.
12/22	@ Minnesota	1 p.m.	2/20	@ Texas A&M #	7 p.m.
12/29	@ Pacific	9 p.m.	2/24	Kansas #	3 p.m.
1/2	Savannah State	8:05 p.m.	2/27	Baylor #	7:05 p.m.
1/5	@ Missouri #	12:45 p.m.	3/2	@ Kansas State #	7 p.m.
1/9	@ Kansas #	7 p.m.	3/7-10	@ Big 12 Tournament ^	TBA

* Exhibition; # Big 12 Game; ^ Kansas City, Mo.
All times Central and subject to change.
Call 1-800-8-BIGRED for ticket information

BRANDON CONKLIN

COACH
BARRY COLLIER



ROSTERS	17-6	DIFFERENCES
1	1	1
2	2	2
3	3	3
4	4	4
5	5	5
6	6	6
7	7	7
8	8	8
9	9	9
10	10	10
11	11	11
12	12	12
13	13	13
14	14	14
15	15	15
16	16	16
17	17	17
18	18	18
19	19	19
20	20	20
21	21	21
22	22	22
23	23	23
24	24	24
25	25	25
26	26	26
27	27	27
28	28	28
29	29	29
30	30	30
31	31	31
32	32	32

AME



2001-02 Nebraska Basketball

Introduction

2001-02 Quick Facts, Travel Plans	2
Athletic Staff Directory	3
Media Policies	4-5
Nebraska Media Outlets	6
Nebraska Basketball Camps	7
Big 12 Conference	8-9
Cornhusker Legend	10

Administration

University Administration	12
Regents	13
Director of Athletics Bill Byrne	14-15
Athletic Department Staff	16-18

Outlook

2001-02 Schedule	20
2001-02 Roster	21
Season Outlook	22-25
Barry Collier Show	26

Player Profiles

Seniors	
Justin Boeker	28
Ross Buckendahl	29
Cary Cochran	30-31
Kedrick Ford	32
John Robinson II	33
Junior	
Wilson Thomas	34
Sophomores	
Adam Bohac	35
Brian Conklin	36
Newcomers	
Brennon Clemmons	37
Andrew Drevo	37
Garth Glissman	38
Dan Heimos	38
Marques McCarty	39
Jake Muhleisen	39
Bronsen Schliep	40
Corey Simms	40
John Turek	41
Tony Wilbrand	41
Nebraska Stats vs. Big 12	42-43
Nebraska Career Game-by-Game	44-46
Compliance Guidelines for Boosters	47
Putting the Student in Student-Athlete	48

Coaches

Barry Collier	50-52
Conversation with Barry Collier	53
Dave Campbell	54
Reggie Rankin	55
Kevin Mouton	56
Mike Broughton	57
Basketball Support Staff	58

2001-02 Opponents

Husker Schedule Calendar	60-61
North Carolina A&T Aggies	62
Winthrop Eagles	63
Texas-San Antonio Roadrunners	64
Wofford Terriers	65
Western Illinois Leathernecks	66
Oral Roberts Golden Eagles	67
Creighton Bluejays	68
Sam Houston State Bearkats	69
Minnesota Golden Gophers	70
Pacific Tigers	71
Savannah State Tigers	72
Missouri Tigers	73
Kansas Jayhawks	74
Colorado Buffaloes	75
Oklahoma Sooners	76
Texas Longhorns	77
Oklahoma State Cowboys	78
Iowa State Cyclones	79
Texas Tech Red Raiders	80
Kansas State Wildcats	81
Texas A&M Aggies	82
Baylor Bears	83
Series Records vs. Big 12 Opponents	84-91
Big 12 Composite Schedule	92-93
Postseason Tournament Dates/Bracket	94-95
Nebraska vs. All Opponents	96-97
Game-by-Game vs. Non-Conference	98-103
Nebraska vs. Conferences	104

2000-01 Review

Season Review	106-108
Departed Seniors/Jack Moore Award	109-111
Statistics and Results	112-115
Big 12 Statistics	116-119
Box Scores	120-128

Husker Records

Individual Records	130-134
Team Records	135-137
Single-Season Top 10 Lists (overall)	138-139
Single-Season Top 10 Lists (by class)	140-143
Career Top 10 Lists	144-145
Team Season Bests	146-147
Husker Defensive Records	148-149
Year-by-Year Statistical Leaders	150-153
Year-by-Year Team Statistics	154-155
Devaney Sports Center Records	156-159
Postseason Records and Box Scores	160-174

Husker History

The History of Nebraska Basketball	176-179
1,000-Point Club	180-183
30-Point Club	184
All-Time Husker Coaching Records	185
Nebraska Basketball Hall of Fame	186
Nebraska Honor Roll	187
Nebraska Basketball - A to Z	188-189
Nebraska Lettermen	190-191
Year-by-Year Summary	192-193
All-Time Results	194-214
Television Log	215
The Last Time	216

This is Nebraska

NU Basketball Through the Decades	218-219
Coaching Experience	220-221
Husker Gameday	222-223
Huskers in the Pros	224-225
National Attention	226
Husker Community Outreach	227
Bob Devaney Sports Center	228-229
Nebraska Facilities	230-231
Husker Power	232-233
Husker Nutrition	234
Husker Athletic Medicine	235
Academic Success/Support	236-239
University of Nebraska	240-241
Lincoln - All-America City	242
Nebraska - The Good Life	243
Husker Athletics - National Powers	244-245
Big 12 Domination	246-247
TV/Radio Roster	248

Nebraska Basketball Media Guide Credits

The 2001-02 Nebraska Men's Basketball Media/ Recruiting Guide was written and edited by Assistant Sports Information Director Jerry Trickie, with assistance from Sports Information Director Chris Anderson, Assistant SIDs Jeff Abele, Jeff Griesch and Shamus McKnight and SID office manager Vicki Cartwright. Thanks to freelance writer Mike Babcock for his writing contributions.

Photo credits to Scott Bruhn, SID Office; Alan Jackson, Jackson Studios; Tom Slocum, Richard Voges and Richard Wright, UNL Photo Productions; Jeff Carney, Jeff Bundy, Jim Burnett, Rich Janda, and Bill Batson, Omaha World-Herald; Ted Kirk, Robert Becker, Gail Folda, Lincoln Journal Star; Rick Anderson, Bob Beauvais, Dennis Hubbard, Keith Krebs, Jim Sigmon, Jennifer Pottheiser, freelance. Designed on Aldus PageMaker 6.5. Printed by UNL Printing and Duplicating. Cover design and layout by Assistant SID Jeff Abele and are copyrighted by the NU Sports Information Office.

huskers.com
THE OFFICIAL SITE OF NEBRASKA ATHLETICS

News and Notes
Huskers Set for First Practice of 2001-02 Season Saturday Morning
Lincoln -- The Nebraska men's basketball team will open the 2001-02 campaign with a morning workout at the Bob Devaney Sports Center on Saturday, Oct. 13. The first full practice session for the Huskers this season will run approximately two hours, beginning at 8 a.m. ([click here for full release](#))

All the latest information on the men's basketball team, including stats, rosters and upcoming game information, is just a click away at **huskers.com**

Husker Basketball Tickets Now On Sale On-Line
Lincoln -- Nebraska men's and women's ticket packages are now available.

2000-01 NU Quick Facts

2000-01 Overall Record	14-16
2000-01 Big 12 Record/Finish	7-9 / 7th
2001 Big 12 Tournament	0-1, lost to Kansas State, 58-62
2001 Postseason	None
Lettermen Returning/Lost	8/7

Returning Starters	Pos.	Ht.	Wt.	Yr.	PPG	RPG
Cary Cochran (34)	G	6-1	190	Sr.	9.6	2.4

Other Returnees:	Pos.	Ht.	Wt.	Yr.	PPG	RPG
Brian Conklin (6)	F/C	6-11	230	So.	4.0	2.8
John Robinson (0)	G	6-1	195	Sr.	3.1	1.0
Wilson Thomas (0)	F	6-6	215	Jr.	1.8	1.7
Justin Boeker (0)	C	6-9	245	Sr.	1.1	0.7
Kedrick Ford (0)	G	6-2	190	Sr.	1.1	0.3
Ross Buckendahl (1)%	F	6-5	225	Sr.	0.4	1.1
Adam Bohac (0)	G	6-0	180	So.	0.0	0.0

career starts in () %--stats from 1999-2000 season

Lettermen Lost:	Pos.	Ht.	Wt.	PPG	RPG
Cookie Belcher (30)	G	6-4	205	16.4	5.1
Steffon Bradford (28)	F	6-6	255	12.8	8.1
Kimani Ffriend (25)	C	6-11	220	13.8	8.2
Rodney Fields (24)	G	6-2	210	5.5	2.2
Kevin Augustine (10)	G	6-0	185	4.1	1.2
Craig Wortmann (3)	G/F	6-4	195	2.5	1.7
Ryan Thomas (0)	G	6-2	190	0.0	0.2

career starts in ()

Newcomers:	Pos.	Ht.	Wt.	Yr.	Last School
Brennon Clemmons	G	6-2	185	Jr.	Olney Central (Ill.) CC
Andrew Drevo	F	6-8	250	Jr.	Morningside (Iowa)
Garth Glissman	F	6-6	210	Fr.	New Hampton Prep
Dan Heimos	C	6-11	230	Fr.	Gibault HS
Marques McCarty*	G/F	6-5	195	Fr.	Stephen F. Austin HS
Jake Muhleisen	G	6-4	190	Fr.	Southeast HS
Bronsen Schliep	G	6-7	195	Fr.	Sandy Creek HS
Corey Simms	F	6-5	205	Fr.	Normandy HS
John Turek	F/C	6-9	230	Fr.	Abraham Lincoln HS
Tony Wilbrand	F	6-10	235	Fr.	Alliance HS

*Redshirted last season

Husker Returning Statistical Leaders

Scoring	Cary Cochran, 9.6
Field Goal Percentage	Cary Cochran, .460
Three-Point Percentage	*Cary Cochran, .473
Free Throw Percentage	*Cary Cochran, .871
Rebounding	Brian Conklin, 2.8
Assists	Cary Cochran, 67
Steals	Cary Cochran, 27
Blocked shots	Brian Conklin, 10
Minutes played	Cary Cochran, 702

* indicates overall 2000-2001 team leader

Percentage of Scoring Returning	24.5 (523 of 2,134 points)
Percentage of Rebounding Returning	20.6 (221 of 1,075 rebounds)

Nebraska in 2000-01 Big 12 Statistics

Category	All Games	Conference
Scoring Offense	71.1 (7th)	71.9 (6th)
Scoring Defense	69.5 (8th)	71.0 (6th)
Scoring Margin	+1.6 (9th)	+0.9 (6th)
Rebound Margin	+3.2 (5th)	+2.6 (3rd)
Field Goal Percentage	.487 (2nd)	.479 (2nd)
Three-Point Percentage	.383 (3rd)	.390 (2nd)
Free Throw Percentage	.597 (12th)	.596 (12th)
Field Goal Percentage Defense	.339 (7th)	.428 (t-6th)

Nebraska Travel Plans

Creighton – Omaha, Neb. Dec. 12, 7:05 p.m. CST Charter Bus Depart Lincoln: 11:30 a.m. 12-12 Depart Omaha: 9:30 p.m. 12-12 Doubletree Hotel Phone: 402/346-7600 Fax: 402/346-5722	Texas – Austin, Texas Jan. 19, 3 p.m. CST Charter Airline Depart Lincoln: 3 p.m. 1-18 Depart Austin: 7 p.m. 1-19 Austin Marriott Phone: 512/404-6936 Fax: 512/479-6458
Minnesota – Minneapolis, Minn. Dec. 22, 1 p.m. CST Charter Airline Depart Lincoln: 1 p.m. 12-21 Depart Minneapolis: 5 p.m. 12-22 Minneapolis Marriott City Center Phone: 612/349-4000 Fax: 612/332-7165	Oklahoma State – Stillwater, Okla. Jan. 23, 7 p.m. CST Charter Airline Depart Lincoln: 3 p.m. 1-22 Depart Stillwater: 11 p.m. 1-23 Best Western Stillwater Phone: 405/377-7010 Fax: 405/743-1686
Pacific – Stockton, Calif. Dec. 29, 9 p.m. CST Commercial Airline Depart Omaha: 2:25 p.m. 12-27 Depart Sacramento 3:15 p.m. 12-30 Marriott Courtyard Phone: 209/472-9700 Fax: 209/472-9722	Colorado – Boulder, Colo. Feb. 5, 8 p.m. CST Charter Airline Depart Lincoln: 3 p.m. 2-4 Depart Boulder: 11:30 p.m. 2-5 Millennium Hotel Boulder Phone: 303/998-3809 Fax: 303/442-3821
Missouri – Columbia, Mo. Jan. 5, 12:45 p.m. CST Charter Airline Depart Lincoln: 3 p.m. 1-4 Depart Columbia: 6 p.m. 1-5 Holiday Inn Select Phone: 573/445-8531 Fax: 573/446-1159	Iowa State – Ames, Iowa Feb. 16, 12:45 p.m. CST Charter Bus Depart Lincoln: 3 p.m. 2-15 Depart Ames: 4:30 p.m. 2-12 The Hotel At Gateway Center Phone: 515/292-8600 Fax: 515/268-2224
Kansas – Lawrence, Kan. Jan. 9, 7 p.m. CST Charter Airline Depart Lincoln: 3 p.m. 1-8 Depart Lawrence 11 p.m. 1-9 Holiday Inn Phone: 785/749-8940 Fax: 785/841-2799	Texas A&M – College Station, Texas Feb. 20, 7 p.m. CST Charter Airlines Depart Lincoln: 3 p.m. 2-19 Depart Texas: 11 p.m. 2-20 Hilton College Station Phone: 979/694-4908 Fax: 979/260-1931

Kansas State – Manhattan, Kan. March 2, 7 p.m. CST Charter Bus Depart Lincoln: 9 a.m. 3-2 Depart Manhattan: 10:30 p.m. 3-2 Holiday Inn Phone: 785/539-5311 Fax: 785/539-8368	Big XII Kansas City, Mo. March 7-10 Charter Bus Depart Time and Date: TBA
---	---



Athletic Staff Directory

University Directory (402) 472-7211

Chancellor: Harvey Perlman, J.D.	472-2116
Institutional Representative: Dr. Josephine Potuto	472-1252
Director of Athletics: Bill Byrne	472-3011
Senior Associate A.D./External Operations: Joe Selig	472-3311
Senior Associate A.D./Internal Operations: Bob Burton	472-4224
Associate A.D./Senior Woman Administrator: Dr. Barbara Hibner	472-6460
Associate A.D./Business Operations: Gary Fouraker	472-2273
Associate A.D./Financial Management: Nancy Kenny	472-2215
Assoc. A.D./Dir. of Academic Prog. and Student Services: Dennis Leblanc	472-2042
Assistant A.D./Director of Athletic Performance: Boyd Epley	472-3333
Assistant A.D./Sports Information Director: Chris Anderson	472-2263
Assistant A.D./Events: Butch Hug	472-1950
Assistant A.D./Marketing: Heidi Cuca	472-0775
Assistant to the A.D./Coaches' Advocate: Terry Pettit	472-9433
Director of Athletic Development: Paul Meyers	472-2367
Director of Ticket Operations: John Anderson	472-3111
Director of HuskerVision: Jeff Schmahl	472-4645
Director of Facilities: John Ingram	472-1960
Director of Licensing and Sales: Russ Svoboda	472-9446
Marketing Coordinator: Frauke Hachtmann	472-0775
Skybox Director: Karen Underwood	472-3016

Sports Information Staff (402) 472-2263

Assistant AD/Sports Information Director/Football: Chris Anderson	472-2263
Assistant SID/Men's Basketball: Jerry Trickie	472-7779
Assistant SID/Women's Basketball: Jeff Griesch	472-7775
Assistant SID/Internet, Baseball: Shamus McKnight	472-7772
Assistant SID/Volleyball, Softball: Shannon Sherman	472-3290
Assistant SID/Publications: Jeff Abele	472-7776
Office Supervisor: Vicki Cartwright	472-2263
Sports Information Fax	472-2005

Medical Staff (402) 472-2276

Director of Athletic Medicine: Dr. Lonnie Albers
Chief of Staff/Orthopedic Surgeon: Dr. Pat Clare
Orthopedists: Dr. Scott Strasburger, Dr. Robert Dugas, Dr. Tom Heiser
Head Athletic Trainer/Physical Therapist: Jerry Weber, RPT
Head Football Trainer: Doak Ostergard
Assistant Trainers: Mike Gooding (basketball trainer, 472-4382), Brad Brown, Tom Dufresne, Carol Young Thurston, Derek Clark

Academic Performance Team (402) 472-2042

Assistant Director for Academic Programs and Student Services: Keith Zimmer
Coordinator of University Programs: Robert Hicks
Coordinator of Special Programs: Katie Jewell
Coordinator of Learning Development Programs: Kim Schellpeper
Coordinator of Multi-Cultural Programs: Jamar Banks

Athletic Performance Team (402) 472-3333

Associate Director of Athletic Performance: Mike Arthur
Assistant Director of Athletic Performance: Randy Gobel
Coordinator of Reconditioning: Bryan Bailey
Coordinator of Performance Education Services: Danny Noonan
Assistant West Stadium Strength Coach: Courtney Carter
Bob Devaney Sports Center Strength Coaches: Chad Wade (men's & women's basketball), Zach Duval, Clint Dominick, Tolly Thompson
Assistant Coordinator of Performance Nutrition: Lisa Kopecky



University of Nebraska-Lincoln

The University of Nebraska-Lincoln does not discriminate based on gender, age, disability, race, color, religion, marital status, veteran's status, national or ethnic origin, or sexual orientation.

General Information

Quick Facts

Location	Lincoln, Neb.
Founded	1869
Enrollment	25,000
Nickname	Cornhuskers, Huskers
Colors	Scarlet and Cream
Conference	Big 12
Conference website	big12sports.com

Arena Information

Arena	Bob Devaney Sports Center
Capacity	13,500
Opened	1976
All-time record:	1,223-1,087

Directory (AC 402)

General Athletic Department	472-4224
Basketball Office	472-2265
Basketball Office Fax	472-2575
Basketball Press Row	472-2279
Ticket Office	472-3111 or
.....	(800)8-BIG-RED

Sports Information

Sports Information Office	472-2263
Sports Information Fax	472-2005
Mailing Address: 116 South Stadium, P.O. Box 880123, Lincoln, NE 68588-0123	

Sports Information Director: Chris Anderson	
E-mail	canderson@huskers.unl.edu
Assistant SID/Basketball: Jerry Trickie	
Home Phone	423-7771
Cell Phone	770-7894
E-mail	jtrickie@huskers.unl.edu
Assistant SID: Jeff Griesch	
E-mail	kgriesch@huskers.unl.edu
Assistant SID: Jeff Abele	
E-mail	jabele@huskers.unl.edu
Assistant SID: Shamus McKnight	
E-mail	smcknight@huskers.unl.edu
Assistant SID: Shannon Sherman	
E-mail	ssherman@huskers.unl.edu

huskers.com

Follow the latest news on the Nebraska men's basketball team, as well as all the Husker athletic teams, at huskers.com. Find updated results, rosters, statistics and photos, and order tickets on-line, at huskers.com.

Media Information & Policies

The 2001-02 Nebraska Media Guide is designed to assist the media in its coverage of Husker basketball. Additional information, including releases, photographs, slides and videotape may be obtained by contacting the Sports Information Office at (402) 472-2263. Please take a moment to review the following policies and services, which are intended to assist you in your coverage of Nebraska basketball this season.

Media Credentials: All requests for press, broadcast, photo and parking credentials for Nebraska basketball home games should be directed to Jerry Trickle, Assistant Sports Information Director, P.O. Box 880123, 116 South Stadium, Lincoln, Neb., 68588-0123. Requests must be made in writing on appropriate letterhead at least one week before the game. Requests via fax are acceptable (see fax information below). As a general rule, working space is allocated on the following basis: (1) daily newspaper and wire-service writers covering for next-day publication; (2) radio and television personnel for broadcast origination; (3) sports editors of Nebraska daily newspapers; (4) official school student daily newspaper, one seat only; (5) approved special coverage; (6) press and TV working photographers. *Generally weekly representatives, internet news services and non-originating radio representatives cannot be accommodated on press row because of space limitations.*

Media Will Call: Media passes that are not mailed may be picked up at the will-call window, located under the south ramp of the Devaney Center. The will-call window opens 90 minutes before tipoff. Identification is required to pick up credentials or tickets.

Media Parking: Parking for the media is located adjacent to the Bob Devaney Sports Center on the south side. The south street lot is accessible from Court Street, between 14th and 17th Streets.

Collier Interview Time: The best time to reach Coach Barry Collier for an interview is immediately following practice. Practices are generally closed and interviews with Coach Collier must be scheduled through the Sports Information Office. He will host a press conference each week at the Bob Devaney Sports Center and will also participate in the Big 12 Conference telephonic press conferences each week at 11:30 a.m. (CST), beginning Dec. 4 and continuing throughout the season. Contact the Big 12 Service Bureau, 214-742-1212 for more information.

Weekly Teleconference

The session schedule (all times central) for 2001-02 is: Tuesdays, Dec. 4, 11, 18; Mondays, Jan. 7, 14, 21, 28; Feb. 4, 11, 18, 25; March 4, 11.

10:00-10:10--Roy Williams, Kansas
 10:10-10:20--Melvin Watkins, Texas A&M
 10:20-10:30--Eddie Sutton, Oklahoma State
 10:30-10:40--Dave Bliss, Baylor
 10:40-10:50--Quin Snyder, Missouri
 10:50-11:00--Bob Knight, Texas Tech
 11:00-11:10--Ricardo Patton, Colorado
 11:10-11:20--Jim Woolridge, Kansas State
 11:20-11:30--Kelvin Sampson, Oklahoma
 11:30-11:40--Barry Collier, Nebraska
 11:40-11:50--Rick Barnes, Texas
 11:50-Noon--Larry Eustachy, Iowa State
 Noon-12:10--Selected Student-Athlete

Postgame Interviews: Nebraska's postgame locker room is closed to the media. For home games, NU's postgame news conference will be held following a brief cooling off period in a designated postgame interview room. The visiting team is housed in the visitor's locker room, located off the hallway

at the northwest corner of the playing floor. Opposing coaches and players are NOT brought to the Nebraska interview room. On the road, after the cooling off period, Collier and select players will be available outside the Huskers' locker room.

Player Interviews: All media requests for interviews with NU basketball players should be directed to Jerry Trickle (office phone: 402-472-2263) at least one day in advance. Players are usually available for telephone interviews following practice, except on game days when no interviews are allowed. The best time for in-season interviews is after practice at the Devaney Sports Center. Nebraska is tentatively scheduled to practice from 3:30-6 p.m. in the first semester and from 1-3:30 p.m. in the second semester. With advance notice, interviews can be arranged for other hours.

Press Row Location: Press row for Nebraska basketball games is located on the south sideline of the playing floor, opposite the team benches. The old press box, located above section C-12 on the south side of the arena, is used as an overflow area. The camera deck is located at the top of the arena, directly behind the old press box. Television crews broadcasting live may shoot from either floor level (northeast or southwest baselines) or the camera deck in marked areas, but they may not occupy space in the C-12 press area. The press room is located off the hallway at the southeast corner of the playing floor.

Media Services: Notes, programs and media guides will be provided before each game. Play-by-play sheets, final statistics and quotes from each locker room will be distributed following the game. Refreshments and a light meal will be available to the media in the press room prior to the game.

Radio/Television Broadcast Space: Requests for live radio and television broadcast space and credentials should be made to Jerry Trickle, Assistant SID, 116 South Stadium, P.O. Box 880123, Lincoln, NE, 68588-0123. If statisticians are needed, contact Trickle at least three days in advance.

Broadcast Rights: The University of Nebraska-Lincoln and Pinnacle Sports Productions own exclusive radio broadcast rights to all of the University's men's basketball games played in the Bob Devaney Sports Center. Other than the Nebraska Sports Network and the University of Nebraska student station (KRNU), the only stations or networks that will be allowed to broadcast Nebraska games from the Devaney Center are those that have rights to broadcast games played by the opposing team. All radio stations and networks broadcasting from the Bob Devaney Sports Center must sign a contract with the University and are subject to a rights fee. Any representative of a radio station or network that has not purchased such rights shall not air live game action or description of any game while it is in progress, nor shall such representatives air tape-recorded or live commentary of Nebraska coaches or players for one hour before or 20 minutes after a game. Only stations that have purchased broadcast rights may install telephones on press row, or use telephones on press row for reporting on games. By accepting media credentials, representatives of stations and networks that have not purchased broadcast rights signify their agreement to the above stipulations.

Telephones: Nebraska provides four modular telephones in the Bob Devaney Sports Center Press Room. All long distance calls must be credit



Chris Anderson
 Assistant A.D./Sports
 Information Director



Jerry Trickle
 Assistant SID/
 Men's Basketball



Jeff Abele
 Assistant Sports
 Information Director



Jeff Griesch
 Assistant Sports
 Information Director



Shamus McKnight
 Assistant Sports
 Information Director

card, collect or billed to a third number. Any media source wishing to place a telephone on press row should contact University of Nebraska Telecommunications (402-472-2000) at least two weeks prior to the game.

Broadcast Telephone Lines: Visiting radio stations are welcome to have their own telephone lines installed on press row and may do so by contacting University of Nebraska Telecommunications (402-472-2000). However, Pinnacle Sports Productions installs additional telephone lines for visiting official broadcasts and charges a fee for the use of those lines for non-conference games (Big 12 official stations receive the use of the lines free of charge as part of a cooperative). Stations interested in using the lines should contact Mike Elliott of Pinnacle Sports Productions (402-430-7312).

Pro Scouting Passes: Per Big 12 Conference rules, the University of Nebraska provides press row access to scouts of professional basketball teams based on availability. If no space is available on the floor or in the upper press box, scouts may arrange through the Sports Information Office (402-472-2263) to purchase tickets for Nebraska home games. The tickets or passes may be picked up at the will-call window.

Devaney Center Directions: The Devaney Sports Center is located on the west edge of the Nebraska State Fairgrounds. To reach it from the Lincoln Municipal Airport, turn right on Northwest 12th Street as you drive out of the airport. Northwest 12th Street becomes Cornhusker Highway, which intersects with 14th Street. Exit south on 14th Street off Cornhusker Highway. Travel to Court Street, turn left, and go two blocks east to the arena, which is on the north side of Court Street. From Omaha's Eppley Airfield, follow the signs to downtown Omaha and I-480. Take I-480 west to I-80, then take I-80 west approximately 60 miles to I-180. Exit South on I-180, then exit east to Cornhusker Highway and follow the instructions above.

Sports Information Office: The University of Nebraska Sports Information Office is located in Room 116 of the South Stadium Building, which is at the south end of Memorial Stadium at Stadium Drive and T Streets. The building is approximately one mile from the Devaney Center.

Fax Access: The Nebraska Sports Information Office has an automatic facsimile machine that can transmit or receive documents. The phone number for the fax is 402-472-2005. A facsimile machine is available in the Bob Devaney Sports Center following the game, and Sports Information Office personnel will send box scores free of charge as time permits. Nebraska and all Big 12 Conference schools are participating in a conference-wide fax-back system, where interested parties may call directly and have releases, notes and statistics faxed to their machine. There will be no charge for the fax service. Please contact the Nebraska Sports Information Office (402-472-2263) or the Big 12 (214-742-1212) for more information.

Media Teamlink: Media Teamlink is free to all accredited media and will allow them to receive documents automatically via email or fax as soon as they are updated by the NU Sports Information Office. Documents received through email are in original format. Color and photos can be viewed, the text is searchable and the media can cut and paste directly from the documents. All of Nebraska's documents will be available via Media Teamlink, including the basketball release, as soon as they are updated. For more information, visit their website at <http://www.mediateamlink.com>.

Pinnacle Sports Network

Pinnacle Sports Productions is in its sixth year of producing live broadcasts of the University of Nebraska sporting events. Pinnacle was first awarded the rights on Feb. 9, 1996. The University renewed the Pinnacle Contract in May, 2000 worth \$10.4 million over an additional five-year term that began Aug. 1, 2001 and will end July 31, 2006.

Pinnacle Sports Production heads up a large network of state and national affiliates, allowing Husker games to be heard nationwide. For the 2001-02 season, KFAB (1110 AM) is the Omaha affiliate and KLIN (1400 AM) is the Lincoln affiliate. As of press time, Pinnacle Sports had put together a 25-station basketball network. In addition to game coverage, Pinnacle Sports provides a daily, live call-in show focusing on NU athletics and other sports in the area. Pinnacle Sports Productions is owned by Paul Aaron of Elkhorn, Neb., and Dale Jensen now of Phoenix, Ariz.

Veteran sportscaster Warren Swain is in his sixth season as the Huskers' play-by-play voice. Swain has been in the sports radio business for nearly three decades. Before coming to Nebraska, he spent 11 years as the radio voice of University of Virginia football, basketball and lacrosse. Nebraska Director of Basketball Operations Mike Broughton enters his second year as the color commentator for Husker games, both home and away.

In addition to carrying all Husker games, the Nebraska Radio Network will also carry a weekly radio show with Head Coach Barry Collier. Collier's radio show can be heard statewide on the network on Monday nights throughout the season. The show is hosted by Gary Sharp of Lincoln's KLIN.



Warren Swain
Play-by-Play



Mike Broughton
Color

2001-02 Network Stations

Ainsworth, KBRB-AM	1400
Alliance, KCOW-AM	1400
Aurora, KRGY-FM	97.3
Beatrice, KWBE-AM	1450
Broken Bow, KCNI-AM	1280
Chadron, KCSR-AM	610
Falls City, KTNC-AM	1230
Falls City, KLZA-FM	101.3
Fremont, KHUB-AM	1340
Grand Island, KRGI-AM	1430
Holdrege, KUVR-AM	1380
Kearney, KGFV-AM	1340
Lexington, KRVN-AM	880
Lincoln, KLIN-AM	1400
Norfolk, KNEB-FM	94.7
North Platte, KODY-AM	1240
Omaha, KFAB-AM	1110
Scottsbluff, KNEB-AM	960
Sidney, KSID-AM	1340
Valentine, KVSH-AM	940
Wayne, KTCH-AM	1590
West Point, KTIC-AM	840
West Point, KWPN-FM	107.9
York, KAWL-AM	1370
Shenandoah, Iowa, KKBZ-FM	99.3



Shannon Sherman
Assistant Sports
Information Director



Vicki Cartwright
Office Supervisor

Nebraska Basketball Media Outlets

Print Media

Lincoln Journal Star
John Mabry (SE)
*Curt McKeever**
Steve Sipple (Columnist)
 926 P Street

Lincoln, NE 68508
 (402) 473-7431
 Fax: 473-7291
 *Beat Reporter

Omaha World-Herald
Steve Sinclair (SE)
*Lee Barfknecht**
Tom Shatel (Columnist)
 14th & Dodge
 Omaha, NE 68102
 (402) 444-1000
 Fax: 344-3343
 *Beat Reporter

Lincoln Bureau
 P.O. Box 80866
 Lincoln, NE 68501
 (402) 473-9587

Associated Press
Doug Alden
 909 No. 6th St., Suite 104
 Omaha, NE 68114
 (402) 391-0031
 Fax: 391-1412

Daily Nebraskan (Student)
 University of Nebraska
 34 Nebraska Union
 Lincoln, NE 68588-0448
 (402) 472-1765
 Fax: 472-1761

Beatrice Daily Sun
Jane White (SE)
 200 North 7th
 Beatrice, NE 68310
 (402) 223-5233
 Fax: 228-3571

Columbus Telegram
Don Strecker (SE)
 P. O. Box 698
 Columbus, NE 68602
 (402) 564-2741
 Fax: 563-4127

Fremont Tribune
Brent Wasenius (SE)
 P.O. Box 9
 Fremont, NE 68206
 (402) 721-5000
 Fax: 721-8047

Grand Island Independent
Terry Douglass (SE)
 422 W. 1st St., Box 1208
 Grand Island, NE 68801
 (308) 382-1000
 Fax: 382-8129

Hastings Tribune
Kyle Svec (SE)
 908 West 2nd
 Hastings, NE 68901
 (402) 462-2131
 Fax: 462-2184

Kearney Hub
Buck Mahoney (SE)
 13 East 22nd
 Kearney, NE 68847
 (308) 237-2152
 Fax: 234-5736

Norfolk Daily News
Jay Prauner (SE)
 525 Norfolk Avenue
 Norfolk, NE 68701
 (402) 371-1020
 Fax: 371-5802

North Platte Telegraph
Antone Oseka (SE)
 621 N. Chesnut St.
 North Platte, NE 69103
 (308) 532-6000
 Fax: 532-9268

Scottsbluff Star-Herald
Jeff Fielder (SE)
 Box 1709
 Scottsbluff, NE 69361
 (308) 632-9000
 Fax: 632-9003

York News-Times
Mike Carnes (SE)
 P.O. 279
 York, NE 68467
 (402) 362-4478
 Fax: 362-6748

Huskies Illustrated
Brian Hill (Editor)
Mike Babcock (Contributing Writer)
 3210 NW 3rd Street
 Lincoln, NE 68521
 (402) 474-4355
 Fax: 474-5132
 Customer Service: (800) 524-9527

Nebraska Sports Magazine
Kathryn Trim (Editor)
 3610 Dodge Street
 Omaha, NE 68131
 (402) 341-2444
 Fax: 345-1233

Television Stations

KOLN-TV (CBS, Chs. 10/11)
Andrew Fellios (SD),
Kyle Delia
 40th and W
 Lincoln, NE 68503
 (402) 467-9270
 Fax: 467-9208

KLKN (ABC, Channel 8)
Matt Kelly (SD), Dari Nowkhah
 3240 So. 10th Street
 Lincoln, NE 68502
 (402) 434-8000
 Fax: 436-2236

KMTV (CBS, Ch. 3)
Rich Roberts (SD), Bill Steckis
 10714 Mockingbird
 Omaha, NE 68127
 (402) 592-4330
 Fax: 592-4714

KETV (ABC, Ch. 7)
Jon Schuetz (SD)
John Oakey, Sean McMahon
 27th & Douglas
 Omaha, NE 68131
 (402) 978-8958
 Fax: 978-8931

WOWT (NBC, Ch. 6)
Dave Webber (SD)
Merlyn Klaus, Ross Jernstrom
 3501 Farnam
 Omaha, NE 68131
 (402) 233-7940
 Fax: 346-6740

KPTM (Fox, Ch. 42)
Travis Justice (SD), Peter Thompson
 4625 Farnam
 Omaha, NE 68132
 (402) 554-4286
 Fax: 554-4292

KHAS-TV (NBC, Ch. 5)
Ed Littler (SD)
 P.O. Box 578
 Hastings, NE 68901
 (402) 463-1321
 Fax: 463-6551

NTV (ABC, Ch. 13)
Jeff Russo (SD)
 P.O. Box 220
 Kearney, NE 68848
 (308) 743-2494
 Fax: 743-2644

KNOP-TV (NBC, Ch. 2)
Joe Swift (SD)
 P.O. Box 749
 North Platte, NE 69101
 (308) 532-2222
 Fax: 532-9579

KDUH-TV (NBC, Ch. 4)
Victor Quick (SD)
 1523 1st Ave., P.O. Box 1529
 Scottsbluff, NE 69363
 (308) 632-3071
 Fax: 632-3596

KSTF-TV (CBS, Ch. 10)
Roxanne Klass (SD)
 3385 N. 10th St.,
 Gering, NE 69341
 (308) 632-6107
 Fax: 632-3470

KCAU-TV (ABC, Ch. 9)
Tim Seaman (SD)
 625 Douglas St.
 Sioux City, IA 51101
 (712) 277-2345
 Fax: 277-4298

KTIV (NBC, Ch. 4)
Brad Pautsch (SD)
 3135 Floy Blvd.
 Sioux City, IA 51105
 (712) 239-4100
 Fax: 239-3410

KUON-TV (PBS, Ch. 12)
Steve Alvis (Senior Producer)
Joe Turco (Producer)
 1800 North 33rd
 Lincoln, NE 68503
 (402) 472-3611
 Fax: 472-1785

Radio Stations

Pinnacle Sports Productions
Paul Aaron (President)
Johnny Andrews, GM
 *Warren Swain
 P.O. Box 570
 921 Village Square
 Gretna, NE 68028
 Phone: (402) 332-0065
 Fax: 332-4304
 *-play by play announcer

KLIN (1400 AM)*
John Bishop (SD)
Gary Sharp, Tom Stephens
 4343 O Street
 Lincoln, NE 68510
 (402) 475-4567
 Fax: 474-8011

KKAR (1290 AM)
Kent Pavelka
 1001 Farnam Street
 Omaha, NE 68102
 (402) 342-2000
 Fax: 342-7041

KFAB (1110 AM)
 5010 Underwood
 Omaha, NE 68132
 (402) 556-8000
 Fax: 556-8937

KFOR (1240 AM)
Chuck Stevens (SD)
 6900 Van Dorn, Suite 11
 Lincoln, NE 68506
 (402) 483-5100
 Fax: 483-4095

KRNU (90.3 FM)
 Sports Director
 147 Andersen Hall
 Lincoln, NE 68588-0466
 (402) 472-3054

Nebraska Basketball Camps

Team Camp (June 8-9)

The Team Camp offers a great opportunity to get next year's team together and play against top competition from around the Midwest. Team play and sportsmanship will be emphasized.

Each team will play in a league with similar talent, and the camp will end with a single-elimination tournament.

Individual Overnight Camp (June 16-20)

The Individual Camp is for boys entering grade 5 through grade 12. This camp is designed to assist players in developing their total game. All campers will be grouped according to their age and ability.

Each camp day consists of fundamental lectures by the Husker staff, fundamental drills, game competition and individual contests. Fundamentals, team play and fun will be stressed.

The camp is available to both overnight and commuter campers.

Day Camp (June 10-13 and July 15-18)


The Day Camp is for boys entering grades 2 through 9. The camp will consist of a morning and afternoon session each day with no evening session, as it will be for commuter campers only.

The camp includes a good mix of fundamentals, drills, games, contests and fun. The focus of this camp is on total player development in a highly spirited environment.

Camp Staff

The Nebraska Basketball Camps will be conducted by the Husker basketball coaching staff, along with college and high school coaches from around the Midwest. During the camp, members of the Husker basketball team will serve as assistants and leaders in daily camp activities and drills. The camps offer an outstanding player-coach ratio and will feature a veteran camp coaching staff.

All camps will also have a member of the University of Nebraska athletic training staff on hand for all sessions. A doctor is on call and the Student Health Center is readily accessible.



The Nebraska Basketball Camp staff will give attention to detail in every session, stressing the fundamentals of basketball at all times.

Facilities

The camp sessions will be held on the University of Nebraska campus. Games and competitions will be played in the 13,500-seat Bob Devaney Sports Center, the NU Coliseum and other facilities on and off campus.

All campers will enjoy first-class housing in on-campus residence halls and overnight campers will receive buffet-style meals.

Contact Us

Nebraska Basketball Camp information can be obtained by contacting the Husker basketball office. The phone number for the office is 402-472-2265 and the fax number is 402-472-2575.

Information on the basketball camps can also be obtained by looking on the world wide web at huskers.com.



The 13,500-seat arena at the Bob Devaney Sports Center is a state-of-the-art facility.



Big 12 Conference . . . Continuing the Legacy

Celebrating the Student-Athlete...Competitive Excellence...Scholarship...Sportsmanship...Competitive Equity...These are the tenets and goals of the Big 12 Conference as it seeks to maintain a leadership role in academics, student life, governance, competition, sportsmanship, and compliance areas within NCAA and international agencies' framework.

Dedicated to achieving the highest goals in the integration of academic and athletic endeavors, Baylor, Colorado, Iowa State, Kansas, Kansas State, Missouri, Nebraska, Oklahoma, Oklahoma State, Texas, Texas A&M and Texas Tech combined forces on Feb. 25, 1994, and formed the Big 12 Conference—a league covering seven states and encompassing approximately 40 million people.

In particular, the welfare of students and the highest level of athletic competition for the 4,000-plus student-athletes in 21 sports are key goals for Big 12 members and sports administrators. The conference recognizes the accomplishments of our nation's future leaders as well as their academic and civic achievements.

Competing in these structures and other key areas helps to enhance both the excitement and excellence of competition within the conference.

Along with competitive excellence, scholarship continues to be a point of emphasis with the Big 12. There are 19 academic honor teams (first and second units), and the semiannual Commissioner's Honor Roll salutes student-athletes who have achieved 3.0 averages (4.0 grading scale) in the semester previous to the announcement.

Each member institution also has a chance to nominate a male or female student-athlete for one of the prestigious Big 12 Conference postgraduate scholarships at the end of the academic year. More than 40 aspiring scholars have received over \$150,000 in financial aid during the first four years of the program.

Sportsmanship has been an item high on the Big 12 agenda since Commissioner Kevin Weiberg became the league's third chief executive in December, 1998. The conference developed and has maintained a Sportsmanship Statement that applies to all student-athletes, coaches and administrators throughout the league.

Providing a "level playing field" for participants in all Big 12 sports also figures into the competitive equity equation. This does not deny the potential for national team champions in any sport but seeks to provide an avenue in which up-and-coming student-athletes can display their top individual talents within the framework of conference and NCAA sport guidelines.

These principles of fair play, sportsmanship, compliance and national respect for each student-athlete and team within the Big 12 framework can give both fans and foes a greater respect for the types of people competing and coaching in the Big 12 Conference.

Big 12 schools and the conference office seek to provide world-class facilities for all levels of league championships, postseason tournaments and NCAA venues. They utilize Big 12 campus sites as well as buildings such as Kansas City's Kemper Arena, Arrowhead Stadium and Municipal Auditorium, San Antonio's Alamodome, St. Louis' TWA/American Dome, Irving's Texas Stadium, Oklahoma City's Southwestern Bell Bricktown Ballpark and The Ballpark at Arlington.

Not only has the Big 12 fostered a spirit of excitement with newfound rivalries, but the conference has given rise to several cooperative ventures with Big 12 cities, libraries, campus security organizations, Chambers of Commerce, tourism/visitors' bureaus, information exchanges,



Kevin Weiberg
Commissioner



Donnie Duncan
Associate
Commissioner



Kim Anderson
Director of
Basketball Operations

sports medicine associations and campus public information offices.

Current and former student-athletes at Big 12 schools have claimed more than 800 NCAA crowns and 165 national team championships. Commissioner Weiberg, acting in accord with the Big 12 Board of Directors, also has contracted most major championship sites and dates through the 2004-05 academic year. The league office also has negotiated critical media (television/radio/print) contracts and ongoing bowl agreements.

In all, the Big 12 Conference serves as a conduit for student-athletes to compete at their best on a level playing field with the highest ideals of sportsmanship. The various governance groups within the league seek to keep these principles in the forefront as the Big 12 achieves continued national prominence.

The Big 12 utilizes a North-South divisional format in football, with the two Oklahoma schools and the four Texas schools making up the Big 12 South, while Nebraska, Kansas, Kansas State, Iowa State, Colorado and Missouri compete in the Big 12 North. The champions of each division face each other in a showdown in early December to determine the Big 12 representative to the Bowl Alliance. The Big 12 was the only conference with two teams participating in the alliance in each of the first two years following the formation of the Bowl Alliance. Nebraska captured the national title in the ESPN/USA TODAY football poll on Jan. 2, 1998, with a 42-17 victory over Tennessee in the FedEx Orange Bowl.

In addition to an automatic berth in the Bowl Championship Series (which began before the 1998 season), the Big 12 also has ties to six other bowl games, including the Southwestern Bell Cotton Bowl Classic, Culligan Holiday Bowl, Mainstay Independence Bowl, Sylvania Alamo Bowl, Insight.com Bowl and the galleryfurniture.com Bowl.

On the basketball court as well as the other 18 sports in which Big 12 Championships are contested besides football, the conference has no divisional format. The schools play an intradivisional round-robin with every team playing all other teams.

Last season, seven men's basketball teams from the Big 12 Conference

Big 12 Staff Directory

Kevin L. Weiberg	Commissioner
Donnie Duncan	Senior Associate Commissioner
Tim Allen	Associate Commissioner
Britton Banowsky	Associate Commissioner
Prentice Gautt	Associate Commissioner
Dru Hancock	Associate Commissioner
Steve Pace	Chief Financial Officer
Lori Ebihara	Assistant Commissioner for Compliance
Kim Anderson	Director of Basketball Operations
Tim Millis	Coordinator of Football Officials
Brad Clements	Director of Events
Rob Castro	Assistant Director of Championships
Dayna Wells	Assistant Director of Championships
Lori Williams	Assistant Director of Compliance
Kathy James	Legislative Services Coordinator
Melanie Ellis	Executive Assistant to the Commissioner
Regina Everett	Administrative Assistant
Tracy Hunt	Administrative Assistant
Michelle Peterson	Administrative Assistant
Valerie Ramos	Administrative Assistant
Darlene Winsett	Administrative Assistant
Becky Marshall	Women's Basketball Coordinator of Officials
Dale Kelley	Men's Basketball Coordinator of Officials

Media Relations Staff

Bo Carter	Assistant Commissioner/Director
Chris Theisen	Associate Director
Joni James	Assistant
Neil Freeman	Assistant
Carmen Murry	Intern
Mailing Address	2201 Stemmons Freeway, 28th Floor Dallas, TX 75207
Website	big12sports.com

Conference Championship Teams

Nebraska's Big 12

Conference Championships

Since the Big 12 Conference began its inaugural athletic season in 1996, Nebraska has achieved substantial championship success. The Huskers have finished at the top of the league in nearly every sport, claiming 28 regular-season championships (27 percent) in five years.

NU has won 13 conference championships in the past two years along with five Big 12 Tournament titles (two baseball, two soccer, one softball).

Men's Sports

Sport	League Titles (Yrs.)	Tournament Titles (Yrs.)*
Football	2 (1997, 1999)	N/A
Indoor Track	4 (1997, 1998, 2000, 2001)	N/A
Baseball	1 (2001)	3 (1999, 2000, 2001)
Outdoor Track	2 (1998, 1999)	N/A
Men's Totals	9 (18%)	3

Women's Sports

Sport	League Titles (Yrs.)	Tournament Titles (Yrs.)
Volleyball	4 (1996, 1998, 1999, 2000)	N/A
Soccer	3 (1996, 1999, 2000)	4 (1996, 1998, 1999, 2000)
Gymnastics	4 (1997, 1998, 1999, 2001)	N/A
Indoor Track	3 (1997, 1999, 2001)	N/A
Swimming/Diving	2 (1997, 1998)	N/A
Outdoor Track	1 (2000)	N/A
Softball	2 (1998, 2001)	2 (1998, 2000)
Women's Totals	19 (35%)	6

Nebraska Totals 28 (27%)

* The Big 12 sponsors conference tournaments in baseball, men's and women's basketball, men's and women's golf, soccer, softball and men's and women's tennis.



earned postseason berths, including six in the NCAA Tournament. Oklahoma gained the league's automatic bid to the 'Big Dance', as it won the Phillips 66 Big 12 Tournament in Kansas City, Mo., defeating Texas in the championship game. Oklahoma, Texas, Kansas, Oklahoma State, Missouri and regular-season champion Iowa State were selected to the NCAA Tournament's field of 65, with Kansas leading the league with a 2-1 record in the postseason. Baylor, which upset Iowa State in the Big 12 quarterfinals, also earned a berth in the postseason, qualifying for the NIT for just the third time in the program's history.

For the second year in a row, the Huskers collected more Big 12 titles than any other team during the 2000-01 academic year. Nebraska captured titles in soccer, volleyball, men's and women's indoor track, women's gymnastics, softball and baseball. The Huskers also added Big 12 Tournament titles in soccer and baseball.

The Big 12 is home to more than 4,000 student-athletes on 209 teams in the 21 men's and women's Big 12-sponsored sports. Men's programs regulated by the conference include baseball, basketball, cross country, football, golf, indoor/outdoor track and field, swimming and diving, tennis and wrestling. On the women's side, Big 12 programs include basketball, cross country, golf, gymnastics, indoor/outdoor track and field, soccer, softball, swimming and diving and tennis.

Off the playing fields, life skills for student-athletes and involvement in the Special Olympics have been integral parts of the Big 12 Conference mission since its inception. Dr. Prentice Gautt, a trendsetter in college athletics, life skills, student services and community action, has been the driving force in both of these areas since he joined the Big 12 staff as

2000-01 Big 12 Championship Teams

Men's Sports	Champion	Women's Sports	Champion
Football	Oklahoma	Cross Country	Colorado
Cross Country	Colorado	Volleyball	Nebraska
Basketball	Iowa State	Soccer	Nebraska
Indoor Track	Nebraska	Basketball	Oklahoma
Wrestling	Oklahoma State	Gymnastics	Nebraska
Swimming/Diving	Texas	Indoor Track	Nebraska
Baseball	Nebraska	Swimming/Diving	Texas
Golf	Baylor	Golf	Oklahoma State
Outdoor Track	Texas A&M	Outdoor Track	Kansas State
Tennis	Texas A&M	Softball	Nebraska
		Tennis	Texas



The Huskers captured regular-season titles in women's soccer, volleyball, softball, women's gymnastics, men's and women's indoor track and baseball in 2000-01, with the Husker volleyball team (above) going on to an undefeated season and its second national title. NU also won league tournament titles in soccer and baseball.

associate commissioner in March, 1995.

He is the liaison between the Student-Athletes Advisory Committee (SAAC) and the league's Board of Directors. This group of talented student-athletes provide feedback for Big 12 administrators, are a forum for interschool discussion of issues and offer suggestions for future NCAA legislation. The SAAC has been proactive in assisting Gautt in guidelines for Big 12 academic honor teams, the Commissioner's Honor Roll and other areas of recognition for academic accomplishments.

Besides such life skills areas as eligibility concerns, time spent between studies, events and practice sessions, placement in the business world and graduate school opportunities, the program emphasizes the "Total Person" concept in several areas. "Stay in School," anti-violence messages, anti-drug/addictive behavior, "YES" and other programs in concert with the NCAA have received emphasis from Gautt and the hundreds of Big 12 student-athletes and administrators throughout the year.

Special Olympics, the Big 12's charity of choice since May, 1996, has held a special place in the hearts of many in the conference for years before the current association.

The Big 12 works closely with Special Olympics' organizations in Colorado, Iowa, Kansas, Missouri, Nebraska, Oklahoma and Texas to coordinate projects and provide information. For four decades, current Big 12 members have provided facilities with a combined capacity of just over one million fans for Special Olympics competition in track and field, softball, swimming and diving, weightlifting and wrestling.

The Legend of the Nebraska Cornhuskers

Before 1900, Nebraska football teams were known by such names as the Old Gold Knights, Antelopes, Rattlesnake Boys and the Bugeaters. In its first two seasons (1890-91), Nebraska competed as the Old Gold Knights, but beginning in 1892, Nebraska adopted Scarlet and Cream as its colors and accepted the Bugeaters as its most popular nickname until the turn of the century. Named after the insect-devouring bull bats that hovered over the plains, the Bugeaters also found their prey in the Midwest, enjoying winning campaigns in every year of the 1890s until a disappointing season in 1899.

After its first losing season in a decade, it must have seemed only fitting that Nebraska move in a new direction, and Lincoln sportswriter Charles S. (Cy) Sherman, who was to gain national renown as the sports editor of the Lincoln Star and helped to originate The Associated Press Poll, provided the nickname that has gained fame for a century. Sherman tired of referring to the Nebraska teams with such an unglamorous term as Bugeaters. Iowa had, from time to time, been called the Cornhuskers, and the name appealed to Sherman.

Iowa partisans seemed to prefer Hawkeyes, so Sherman started referring to the Nebraska team as Cornhuskers, and the 1900 team was first to bear that label.

Of course, the name caught on and became a Nebraska byword, eventually becoming the official nickname for the state.

There is no official symbol of a Cornhusker and various cartoonists have caricatured the mystical something that typifies Nebraska football—some winning fan approval and others arousing fan ire.

The cartoon character, "Herbie Husker," evolved out of Nebraska's trip to the 1974 Cotton Bowl in Dallas. Artist Dirk West of Lubbock, Texas, designed a Cornhusker cartoon for the Cotton Bowl press headquarters that caught the eye of former Husker SID Don Bryant. Later, Bryant contacted West for permission to use the cartoon, and West expressed a desire to refine his original cartoon and improve some of the character's features. As a result, West was commissioned to draw an original Cornhusker cartoon character that served as a mascot for all Husker athletic teams.

"Herbie" is the registered logo of the Cornhusker Athletic Department, which controls its use. West's concept of Nebraska football is appropriate—a burly, rugged and confident fellow who is proud of both the athletic and the agricultural traditions of the University of Nebraska. In 1994, the Athletic Department unveiled Lil' Red, the Cornhuskers' contemporary mascot, which now is commonly seen on the sideline of all Nebraska athletic teams.

Also in recent years, the University has used the Cornhuskers' football helmet superimposed on a script "Huskers" for a football logo, and six years ago, NU unveiled a block N logo with a script "Huskers." Both are registered

trademarks of the Athletic Department.

Although Nebraska has continued to make improvements and changes into the coming century, it also takes great pride in its history, so quite fittingly, "Bugeaters" has also been registered for exclusive use by the University of Nebraska.



NU Licensing and Sales

The University of Nebraska Licensing Program added another dimension to its areas of responsibility by expanding into sales in August 1997. This new venture has taken the form of the retail development "Huskers Authentic." Under the guidance of NU Director of Licensing and Sales Russ Svoboda and store manager Cyndee Drake, and located in the first floor of the Stadium Drive Parking Garage, Huskers Authentic is the No. 1 collegiate concept store in America.

Demand for authentic Husker products is at an all-time high, and the athletic department decided to answer the demand with its own retail outlet featuring exactly what the name implies, authentic Husker products. Husker fans can now purchase equipment and apparel from Huskers Authentic by calling the order line at 1-800-965-8674, on-line at huskers.com, stopping at the store on game day or visiting the store during regular business hours.

Recently, the NU Athletic Licensing and Sales Office introduced a program called **Husker Fever** to reward fan loyalty, and to recognize and support all NCAA sanctioned Husker athletic programs. The program allows fans to win apparel, tickets, trips, etc., and receive special offers and coupons from participating business partners in the program. Fans can sign-up at participating retail locations, on-line or at Nebraska athletic events for their "Official Husker Fever Card" (not a credit card), and begin to earn points and receive free gifts.

In 1981, the University of Nebraska began a licensing program to protect the use of its name and symbols and ensure that the public properly identify and associate NU logos on products bearing the institution's marks. The licensing department has helped Nebraska become one of the nation's largest revenue-producing universities and Husker products are licensed around the world. The licensing department, considered one of the most innovative in the United States, is committed to building cooperative relationships with licensees and developing markets for "Officially licensed products of the University of Nebraska."

Nebraska has joined a consortium of universities across the country to bring consistency in the marketplace for officially licensed collegiate products, protect the names and logos of universities and generate revenue to support scholarship programs and projects of those universities.

Look for the Label

How do you tell if merchandise seen in stores or on the street is authorized by the University of Nebraska? Just look for the "Officially Licensed Collegiate Products" label. If the label is not there, the merchandise is not licensed. For further licensing information, please contact:


The Collegiate Licensing Company
320 Interstate North Suite 102
Atlanta, GA 30339
(404) 956-0520



The Lil' Red mascot placed third at the 2000 Universal Cheerleading Association's national competition.

NEBRASKA BASKETBALL

ADMINISTRATION





Harvey S. Perlman, J.D.

Chancellor
First Year

Harvey Perlman was announced as chancellor of the University of Nebraska-Lincoln on March 16, 2001, by University of Nebraska President L. Dennis Smith and approved by the NU Board of Regents on April 7, after serving as interim chancellor since July 16, 2000.

A former dean of the University of Nebraska College of Law (1983-1998), Perlman also served as interim senior vice chancellor for academic affairs at UNL (1995-96). Perlman, a Nebraska native, was raised in York, Neb., and earned a bachelor of arts in history and a juris doctorate from the University of Nebraska. During his law school years, he was editor in chief of the

Nebraska's Chancellors

1871-1876	—	Allen R. Benton
1876-1882	—	Edmund B. Farfield
1884-1889	—	Irvin J. Manatt
1891-1895	—	James H. Canfield
1895-1899	—	George E. MacLean
1900-1908	—	E. Benjamin Andrews
1908-1927	—	Samuel Avery
1927-1938	—	E.A. Burnett
1938-1946	—	Chauncey S. Boucher
1947-1953	—	R.G. Gustavson
1953-1954	—	John K. Selleck
1954-1968	—	Clifford Hardin
1968-1971	—	Joseph Soshnik
1972-1975	—	James H. Zumberge
1975-1976	—	Adam C. Breckenridge
1976-1980	—	Roy A. Young
1980-1981	—	Robert H. Rulford
1981-1991	—	Martin A. Massengale
1991-1991	—	Jack Goebel
1991-1995	—	Graham B. Spanier
1995-1996	—	Joan R. Leitzel*
1996-2000	—	James Moeser
2000-2001	—	Harvey S. Perlman*
2001-present	—	Harvey S. Perlman

Nebraska Law Review and was elected to the Order of the Coif, a law honors society.

He joined the NU law faculty in 1967 after spending a year as a Bigelow Teaching Fellow at the University of Chicago Law School. He served on the Nebraska law faculty until 1974 when he joined the faculty at the University of Virginia Law School. He returned to Nebraska in 1983 when he accepted the deanship of the Nebraska Law College, a post he held until 1998 when he returned to the professoriate.

He also served as a visiting professor at Florida State University College of Law, the University of Puget Sound School of Law and the University of

Iowa College of Law. His area of legal expertise lies in torts and intellectual property. In addition to memberships in the Nebraska State and American Bar Associations, he is a member of the Nebraska State Bar Foundation board and fellow selection committee. He is a member of the American Law Institute. He is vice president of the National Conference of Commissioners on Uniform State Laws. He is co-author of "Intellectual Property and Unfair Competition" (5th edition, 1998) and co-reporter for the "Restatement of Unfair Competition" (1994).

At the University of Nebraska, he has served as chair of the search advisory committee for chancellor in 1991, is an adviser to the Board of Policy Advisers for the Peter Kiewit Institute for Information Science and chairs the Nebraska Bioethics Advisory Panel. Perlman and his wife, Susan, an NU graduate, are the parents of a daughter, Anne, who earned degrees from UNL and the University of Nebraska Medical Center and practices medicine in Lincoln, and a daughter, Amie, currently a UNL undergraduate.



Josephine Potuto, J.D.

Institutional Representative
Fifth Year

Josephine (Jo) R. Potuto, the Richard H. Larson Professor of Constitutional Law, became Nebraska's faculty representative to the NCAA and Big 12 Conference on May 15, 1997.

Potuto is an expert on issues related to gender equity in collegiate sports. She filed a brief in a gender equity case on behalf of several coaches associations, including the College Football Coaches Association, the Gymnastics Coaches Association and the Track Coaches Association. She also has appeared on national public radio discussing gender equity. With regard to other current issues in sports, Potuto is a past adviser to the Uniform Law Commissioners Committee to draft a sports agent statute, and she also drafted rules governing search and seizure and hearings for the Nebraska Racing Commission.

Potuto is a member of the budget and finance committee of the Big 12 Conference. She served on the conference advisory search committee to hire a commissioner and on the conference strategic planning committee. At UNL, Potuto is a member of the academic senate's intercollegiate athletics committee and of the subcommittee to evaluate academic support services. She was vice chairwoman of the rules governance committee of UNL's NCAA site certification committee, and she chairs the athletic department's NCAA Legislation Committee.

Potuto was project director and a drafter of the Uniform Law Commissioners Sentencing and Corrections Act, as well as the drafter for the Nebraska Supreme Court Committee to Draft Criminal Jury Instructions. She is the author of three books and numerous articles.

Potuto teaches constitutional procedure and criminal law as well as a course in sports law. She joined the Nebraska law faculty as an assistant professor in 1974 and was named to the Larson professorship in 1988. Potuto has been a visiting professor of law at the University of Arizona, Rutgers University, the Cardozo College of Law at New York's Yeshiva University, the University of Oregon, the University of North Carolina and Seton Hall University. While on sabbatical during the 1983-84 academic year, Potuto was an assistant prosecutor in the Essex County (Newark, N.J.) prosecutor's office. She also spent five summers working in the prosecutor's office in Morris County, N.J.

Potuto earned her bachelor's degree in journalism at Rutgers' Douglass College and her master's degree in English literature at Seton Hall in 1971. She received her juris doctorate at the Rutgers Law College in 1974. She is a member of the bar for the U.S. Supreme Court, the U.S. Court of Appeals for the Third Circuit, and the U.S. District Courts for Nebraska and New Jersey.

Nebraska's Faculty Reps

1931-1946	—	T.J. Thompson
1947-1958	—	Earl Fullbrook
1959-1964	—	Charles S. Miller
1965-1968	—	Merk Hobson
1969-1970	—	John R. Davis
1971-1982	—	Keith L. Broman
1982-1997	—	James O'Hanlon
1997-present	—	Josephine Potuto

University of Nebraska Board of Regents



Dr. L. Dennis Smith,
President, Univ. of Nebraska




Don S. Blank, D.D.S.
McCook



Randy Ferlic, M.D.
Omaha



Chuck Hassebrook
Walthill



Jay Matzke, M.D.
Seward



Drew Miller, Ph.D.
Papillion



Nancy L. O'Brien, Ph.D.
Waterloo




Kent Schroeder, J.D.
Hearney



Charles S. Wilson, M.D.
Lincoln




Mallory Prucha
UN-Omaha



Ryan Samuelson
UN-Hearney



Nathan Fuerst
UN-Lincoln



Javine Winterboer
UN-Medical Center



Bill Byrne

Director of Athletics

When Director of Athletics Bill Byrne came to the University of Nebraska in 1992, his vision was extensive: balance the budget, provide a stable financial base to build successful programs into the next millennium, provide complete and integrated services for Husker student-athletes, improve NU's aging facilities for the benefit of student-athletes and fans, and make Nebraska the best athletic program in the nation. In his ninth year with the Huskers, he has pursued that vision with passion.

Nebraska resides among the nation's best in all sports. The Huskers have ranked among the top 15 in the Sears Directors' Cup in each of the last six years with a school-best fourth-place showing in 1996-97.

Improving facilities to pave the way to success has been a priority. Facility upgrades were not only needed to recruit the nation's top athletes, but to provide improved fan amenities and safety. The 1999 season unveiled NU's biggest project yet, the \$36.1 million Memorial Stadium Improvement Project, which included much more than just 42 skyboxes and a press facility. Most impressively, the project provided a sound financial base for the future. Memorial Stadium improvements began with the addition of two HuskerVision replay boards in 1994, allowing Nebraska to become the first collegiate-owned venue to feature replay boards for its fans. Memorial Stadium was renovated to include an expanded training room, improved locker rooms, a new public address system, expanded restrooms, improved concession areas and improved seating for disabled fans. Complete waterproofing and concrete repair will continue throughout the stadium through the next several years.

The facility updates do not end with the football program. The University of Nebraska, the City of Lincoln and Lincoln Professional Baseball broke ground on a new \$25.53 million baseball/softball complex in April, 2000. Byrne led fund-raising efforts for the complex, which will be home to both the NU baseball and softball teams in 2002, and was also called home by Lincoln's new Northern League franchise, the SaltDogs, for the first time in the summer of 2001. The baseball stadium boasts a capacity of 6,000 and features 16 skybox suites, while the softball stadium will have a capacity of about 2,500 when it is completed. The baseball and softball stadiums also boast state-of-the-art technology with an underground heating system for the playing field, allowing groundskeepers to grow grass year-round.

Byrne has also helped guide the more than \$7.9 million in improvements that took place at the Bob Devaney Sports Center before the start of the 1999-2000 campaign, including the addition of HuskerVision screens. The project included improved fan amenities, better seating for disabled fans and a complete upper concourse renovation with a Hall of Honor, Husker Timeline and other exhibits commemorating a century of NU athletics. Other improvements to Devaney under Byrne's watch include a new locker room for women's staff, a new roof over the pool area and the basketball arena, remodeling of the central concessions area, a new weight room, new women's basketball locker room and a passenger elevator.

Under Byrne's guidance, the track and field program benefited from a \$2.2 million renovation project at the Ed Weir Outdoor Track completed before the 2000 outdoor season, while the program also received a \$2.7 million indoor track renovation at the Bob Devaney Sports Center. The new track at the BDSC provides Husker athletes and fans a unique atmosphere, with Nebraska competing on one of just three hydraulic-banked indoor tracks in the country — and one of only seven in the world — providing the Huskers with one of the fastest training and competition surfaces anywhere.

In 1998-99, the Abbott Sports Complex received a

new press facility, which helped secure three home games in the NCAA Women's Soccer Championships in 1999. The women's rifle program also kicked off its first season with a new shooting range. In 1997-98, the NU Softball Complex received a new press box and exit plaza, while the NU Coliseum received a new volleyball ready room.

During Byrne's tenure at Nebraska, the Athletic Ticket Office relocated to the Stadium Drive Parking Garage along with the Huskers Authentic retail store, and the Athletic Marketing and Development offices moved to the South Stadium Office Building. Improvements and reorganization of the offices within the athletic department have helped make Nebraska more user-friendly and better able to utilize Byrne's plan of "one-stop shopping" for fans and student-athletes. He reorganized Nebraska's fund-raising efforts and started an integrated marketing and licensing program, which quickly moved among the top five revenue-generating programs in the country.

Byrne orchestrated these improvements while maintaining his belief in keeping a balanced budget. NU had a \$2.5 million deficit when Byrne arrived in 1992. While operating on a \$44.5 million budget, the deficit is gone and the athletic program now provides more than \$40 million in economic impact to the Lincoln community each year.

He has made 12 coaching hires in the last eight years, and his ability to recognize young, charismatic talent is evident. In fact, eight of Byrne's hires reached NCAA postseason play during their first two years at Nebraska, while seven have finished a season among the top eight in the nation.

Since joining the Huskers, Byrne hired Dan Kendig in 1994 for women's gymnastics (advanced to the NCAA Championships six of the last seven seasons, including a school-best fourth-place finish in 2000); women's soccer coach John Walker in 1994 (advanced to the NCAA Championships five straight seasons, including Elite Eight in 1996 and 1999); Paul Sanderford for women's basketball in 1997 (earned NCAA tournament berths each of first three seasons); Bill Straub for women's bowling in 1997 (won national title in both 1999 and 2001); Dave Van Horn to lead the baseball program in 1998 (won three straight conference tournament titles and advanced to the 2001 College World Series); football coach Frank Solich in 1997 (guided Nebraska to a Big 12 title and No. 2 final ranking in 1999); Karen Anthony for women's rifle in 1998 (finished third and sixth at NCAA Championships the past two years); John Cook for volleyball in 1999 (guided NU to an undefeated season and national title in his first year in 2000); Barry Collier for men's basketball in 2000 (guided the Huskers against one of the toughest schedules in the country in 2000-01); and Mark Manning for wrestling (led NU to an eighth-place finish at the NCAA championships in 2001). His most recent hires came in the summer of 2001, when Byrne tabbed Bill Spangler to take over the men's golf program for retiring coach Larry Romjue, and hired former world champion and Olympic gold medalist Pablo Morales to head the women's swimming and diving program.



Byrne's goal is to make Nebraska the nation's top intercollegiate program. During his tenure, the Huskers have won eight national titles.

Byrne has served collegiate athletics as . . .

- ▼ Pacific 10 Conference Athletic Directors, chair, 1989
- ▼ NCAA Special Committee on Marketing, member, 1995
- ▼ NCAA Certification Committee, member, 1993-95
- ▼ NACDA President, 1991-92
- ▼ Big 12 Athletic Directors, chair
- ▼ NCAA Strategic Planning Committee, member

Byrne currently serves collegiate athletics and Nebraska as . . .

- ▼ NCAA Division I Football Championships Committee, member
- ▼ NACDA Pre-season Games Committee, member
- ▼ NACDA Honors and Awards Committee, chair
- ▼ United States Collegiate Sports Council, Vice President

Byrne's honors include . . .

- ▼ National Athletic Fundraiser of the Year, 1985
- ▼ National Distinguished Alumni, Idaho State University, 1996
- ▼ 1999 Central Region/NACDA Continental Athletic Director of the Year



The Byrne family (l to r): Bill, Greg, Regina, Marilyn, Bill.

Nebraska became only the second school in NCAA history to win three national football titles in a four-year span. NU has produced eight national championships (three football, two volleyball and women's bowling, and men's gymnastics), 60 regular-season league titles, and 16 conference tournament titles under Byrne's leadership. He has helped increase Nebraska's conference-leading athletic program to 23 sports with the additions of women's soccer (1994), women's bowling (1997-98) and women's rifle (1998-99) and has been a strong supporter of complying with Title IX. In the past seven years, Byrne has promoted three women to senior administrative positions. In fact, Nebraska is the only school in the nation with a woman in charge of football operations and one of just a handful of Division I football schools to have a woman directing its Sports Information department.

Byrne has continued to make great strides in helping Nebraska improve its rank among the nation's elite, even though the Huskers entered the powerful Big 12 Conference in 1996. During the 2000-01 season, Nebraska:

- ▼ finished in the top 25 nationally in 11 sports (football, volleyball, soccer, baseball, bowling, women's gymnastics, women's swimming and diving, women's indoor track, rifle, wrestling and softball).
- ▼ recorded its sixth consecutive top-15 finish in the Sears Directors' Cup standings with a 13th-place showing in Division I.
- ▼ won seven regular-season Big 12 championships (soccer, volleyball men's indoor track, women's indoor track, women's gymnastics, baseball and softball) and two Big 12 tournament titles (baseball and soccer).

Byrne has worked tirelessly to establish close ties with the NU community and has canvassed the state visiting with boosters to learn the needs of all Husker fans. In conjunction with the rest of the NU administration, Byrne arranged to use the Husker football and basketball networks to promote causes and concerns important to the University community, including the institution's increased role in research.

Byrne was hired to replace legendary coach and athletic director Bob Devaney on June 26, 1992, becoming the 11th Nebraska Director of Athletics after 10 successful years at the University of Oregon. Highly respected among his peers, Byrne was named the Central Region NACDA/Continental Athletic Director of the Year along with being recognized by the American Football Foundation in 1999. Byrne was vice-president and secretary-treasurer of the College Football Association and has served on the NCAA Special Committee on Marketing and Licensing and the Committee on Special Events. He is a member of the NCAA Championships Cabinet and a member of the NCAA Football Committee.

Byrne is recognized as a national leader in collegiate athletics and continues to make an aggressive effort to place conference officials on key NCAA committees to represent Big 12 schools. In 1999, he served as the chairman of the Big 12 Conference Board of Athletic Directors and has had an active voice in conference planning.

Before coming to Nebraska, Byrne became one of the youngest directors of athletics in Division I, assuming the top job at Oregon in May 1984. He established fund-raising offices in Portland and southern Oregon and set up a full-time marketing and promotions operation, which blossomed to encompass the Oregon Sports Network for statewide in-house production of Ducks games on radio and television. Byrne led the \$19 million fund drive that resulted in new homes for Oregon's football team and athletic offices. He was responsible for the construction of a new press box, sky suites and total renovation of Autzen Stadium in 1991. Two years later, the facility's Hall of Champions was dedicated in Byrne's honor.

Byrne served as president of the National Association of Collegiate

Husker Athletics Under Byrne's Leadership

Since Bill Byrne took over as Nebraska's Director of Athletics in January of 1993, the Husker Athletic Department has undergone widespread change and several major facility improvements and additions. Below are a few highlights of Byrne's tenure at Nebraska.

Facility Improvements/Renovations

- ▼ Memorial Stadium Improvements--expanded training room, new locker rooms, expanded restrooms, improved concession areas and disabled seating, a new media facility, HuskerVision instant replay boards, a new public address system and the addition of 42 skyboxes.
- ▼ Bob Devaney Sports Center Improvements--the addition of two HuskerVision replay boards, new sound and lighting systems, Hall of Honor and other concourse improvements.
- ▼ A new outdoor track and a new indoor track facility, including one of just seven hydraulic-banked tracks in the world, at the Bob Devaney Sports Center.
- ▼ Construction of a new baseball/softball complex in conjunction with the City of Lincoln and Lincoln Professional Baseball, for the 2001 summer baseball season.

Sports Additions

- ▼ Nebraska offers a Big 12-leading 23 sports, including women's soccer, women's bowling and women's rifle, all of which have been added by Byrne. The bowling team won the national title in 1999 and 2001; the rifle team finished third at the NCAA Championships in 1999 and sixth in 2000; and the Husker soccer team advanced to five straight NCAA Sweet 16s while posting five straight top-10 final national rankings.

Hiring Success

- ▼ Byrne is responsible for 12 coaching hires as Nebraska's Director of Athletics. Those coaches have already accounted for three national championships, 16 conference titles, 23 NCAA appearances and three bowl game victories, winning the Fiesta and Alamo bowls while losing the Holiday.


Administrative Excellence

- ▼ Byrne has helped increase Nebraska's annual donations nearly 360 percent since taking the job in 1993 with 2000-01 donations to the athletic department totaling over \$9 million.
- ▼ Byrne was named the 1999 Central Region/NACDA Continental Athletic Director of the Year.

Directors of Athletics (NACDA) in 1991-92, and is currently in his ninth year on the NACDA Executive Committee. He was also chairman of the Pac-10 Conference Executive Committee and was the National Athletic Fundraisers Association National Fundraiser of the Year.

Byrne grew up in Idaho and attended Idaho State where he was the student body president and received bachelor's and master's degrees in business in 1967 and 1971. Before going to Oregon in 1982, he was assistant athletic director at San Diego State (1980-82), executive director of the New Mexico Lobo Club (1976-79) and director of alumni relations at Idaho State (1971-76).

Byrne's wife, Marilyn, is the dean of graduate studies in educational leadership at Doane College and earned her Ph.D. in higher education administration from NU. The Byrnes have two sons and two grandsons. Bill and Marilyn's older son, Bill, is a vice president for Visa in its world-wide computer center located in San Mateo, Calif. Greg and Regina Byrne and their sons, Nicholas, 6, and Davis, 4, live in Junction City, Ore., where Greg is an associate athletic director at Oregon State.



Grandsons Nicholas (left) and Davis (right) Byrne are Bill and Marilyn's pride and joy.



Joe Selig

Senior Associate A.D.
External Operations

A veteran of 25 years of service to the NU athletic department, Joe Selig is entering his third year as senior associate athletic director for external operations. Selig oversees all aspects of facilities and events, the development program, the marketing program and ticket office operations. In the summer of 2001, Selig added administrative oversight responsibilities for seven sports, with baseball, softball, men's and women's gymnastics, men's and women's tennis and rifle reporting directly to him.

Selig, a graduate of the University of Nebraska who was a student worker in the ticket office, was named assistant ticket manager in 1982. He was promoted to associate ticket manager in 1986 and served as ticket manager from 1988 to 1993 before he became assistant A.D. for facilities and events. He assumed his present duties in 1996, gaining the title of senior associate athletic director in 1999.

Since moving into the administration of external operations, Selig has been a key staff member in assisting Director of Athletics Bill Byrne in the areas of long-term facilities master planning and was heavily involved with coordinating fund-raising efforts for the \$36.1 million Memorial Stadium improvement project completed in 1999.

The Memorial Stadium fan enhancement program included the addition of HuskerVision screens, a new public address system, skyboxes, a new press box, the East Stadium Plaza, enlarged concourses, expanded restroom facilities, waterproofing and concrete repair throughout the stadium.

The department's master plan also included the \$7.9 million Bob Devaney Sports Center improvement project, which added HuskerVision screens to the Devaney Center main arena as well as other fan amenities.

In addition to Memorial Stadium and Devaney Center projects, Selig assumed a lead role in the development of the new \$25.53 million baseball/softball complex, which is nearing completion, and represented the department in the contract negotiations with the university's partners in the project.

He has also assisted Byrne in the creation of the Husker Athletics Fund, which combined all of Nebraska's athletic booster clubs under one umbrella organization.

Selig is active in the community and sits on the board of directors of the Lincoln Sports Commission, which was formed to help bring major sporting events to Lincoln.

Selig was raised in Alexandria, Neb., and graduated from Meridian High School in 1976. He received a bachelor's degree in business administration from Nebraska in 1980 and his MBA from UNL in May 1987. He is married to the former Patty Miller of Daykin, Neb. He has two daughters, Lindsay, 18, and Brittany, 13, and a son, Troy, 14.



Bob Burton

Senior Associate A.D.
Internal Operations

Bob Burton enters his fourth year at Nebraska and first as senior associate athletic director for internal operations. He spent three years as associate A.D. for compliance/sports administration before being named to his current position in 2001.

He is responsible for ensuring that operation principles for the conduct of the NU Athletic Department are in compliance with NCAA and Big 12 Conference rules and regulations. While Burton continues to oversee Nebraska's NCAA and Big 12 compliance programs, he has the additional oversight of human resources, accounting and finance in the athletic business office, and facility maintenance. Burton supervises all aspects of compliance, with direct responsibilities of administrative oversight for soccer, wrestling, women's swimming and diving, men's and women's golf and bowling.

Burton, who currently serves on the NCAA Division I women's soccer committee, filled a similar position at Oklahoma State as the assistant athletic director for sports administration and compliance from 1993 to 1997. He oversaw OSU's Olympic sports programs as well as the training and strength and conditioning programs.

Burton came to Nebraska from Texas Tech, where he served as an associate athletic director for compliance for one year. While at Texas Tech, Burton helped complete the NCAA investigation into the Red Raider athletic department and analyzed the entire compliance system at the institution. He also helped identify and implement financial aid and eligibility systems, including changes in personnel and restructuring of the compliance department.

Burton served as a legislative administrator for the NCAA from 1989 to 1993. At the NCAA, he was involved in the development of legislation, interpretation of regulations and reviewed legal issues related to the application of the association's regulations. He served as an NCAA liaison to committees and conducted comprehensive education to several intercollegiate athletic conferences. He has served on the National Association of Athletic Compliance Coordinators Executive Committee and the subcommittee of Big 12 Directors of Compliance.

He received his bachelor's degree in finance from NU in 1985 and his juris doctorate from the University of Nebraska School of Law in 1989.

Burton is a native of Falls City, Neb., and graduated from Falls City High School in 1981. He and his wife, Krista, originally from Omaha, have a six-year-old daughter, Elly, and a three-year-old son, Robert Falk.

Athletic Department Staff



Holly Adam
Assistant Director
of Ticket Operations



Dr. Lonnie Albers
Director of
Athletic Medicine



Chris Anderson
Assistant A.D.,
Sports Info. Director



John Anderson
Director of Ticket
Operations



Mike Arthur
Assoc. Director of
Athletic Performance



Bryan Bailey
Coordinator of
Research



Jamar Banks
Academic Counselor



Gary Bargaen
Director of
Compliance



Jon Barnett
HuskerVision
Broadcast Engineer



Theresa Becker
Assistant Director
of Compliance



Brad Brown
Assistant
Athletic Trainer



Jan Brown
Assistant Business
Services Manager




Don Bryant
Sports Information
Director Emeritus



Craig Busboom
Business Services
Manager



Courtney Carter
Assistant Strength
Coach



Dr. Pat Clare
Chief of Staff,
Orthopedic Surgeon



Derek Clark
Assistant
Athletic Trainer




Clint Dominick
Asst. Devaney Center
Strength Coach



Heidi Cuca
Assistant A.D. for
Marketing



Cyndee Drake
Huskers Authentic
Manager



Tom Dufresne
Physical Therapist



Dr. Robert Dugas
Team Orthopedist



Tad Dunn
Event Management
Specialist



Zach Duval
Asst. West Stadium
Strength Coach



Jan Eby
Bill Byrne's
Secretary



Boyd Epley
Assistant A.D., Dir. of
Athletic Performance



Derek Freeman
Business Systems
Specialist



Michelle Glover
HuskerVision Video
Production Specialist



Gary Fouraker
Associate A.D.,
Business Operations



Randy Gobel
Asst. Director of
Athletic Performance

Athletic Department Staff



Frauke Hachtmann
Marketing
Media Coordinator



Kirk Hartman
HuskerVision Video
Production Specialist



Dr. Tom Heiser
Team Physician,
Orthopedist



Dr. Barbara Hibner
Associate A.D./Senior
Woman Administrator



Robert Hicks
Academic Counselor



Butch Hug
Assistant A.D.
for Events



John Ingram
Director of
Facilities



Katie Jewell
Academic Counselor



Nancy Kenny
Assoc. A.D. for
Financial Management



Kathy Kent
Event Management
Specialist




Shot Kleen
Chief Engineer
HuskerVision



Lisa Kopecky
Asst. Coordinator of
Performance Nutrition



Dennis Leblanc
Asst. A.D., Academic
Programs/Services



Doug Lillie
Devaney Center
Superintendent



Paul Meyers
Director
of Development



Doak Ostergard
Associate Head
Athletic Trainer, ATC



Terry Pettit
Assistant to the A.D.,
Coaches' Advocate



Kendra Quandt
Development
Officer



Kim Schellpeper
Academic Counselor




Jeff Schmahl
Director of
HuskerVision



Rick Schwieger
Development
Officer



Dr. Jack Stark
Performance
Psychologist



Dr. Scott Strasburger
Team Physician,
Orthopedist



Russ Svoboda
Director of
Licensing and Sales



Barry Swanson
Assistant Director
of Marketing



Bud Synhorst
Development
Officer



Karen Underwood
Skybox Director



Jerry Weber
Head Trainer




Carol Young Thurston
Assistant
Athletic Trainer



Keith Zimmer
Assoc. Director
Academic Services

NEBRASKA BASKETBALL

OUTLOOK



2001-02 Husker Basketball Schedule

Day	Date	Opponent	Site	TV	Time
Tues.	Nov. 6	Nebraska-Kearney (Exh.)	Lincoln, Neb.	--	7:05 p.m.
Tues.	Nov. 13	Sports Tours (Exh.)	Lincoln, Neb.	--	7:05 p.m.
Tues.	Nov. 20	North Carolina A&T	Lincoln, Neb.	--	7:05 p.m.
Sat.	Nov. 24	Winthrop	Lincoln, Neb.	--	7:05 p.m.
Wed.	Nov. 28	Texas-San Antonio	Lincoln, Neb.	--	7:05 p.m.
Sun.	Dec. 2	Wofford College	Lincoln, Neb.	--	2:05 p.m.
Wed.	Dec. 5	Western Illinois	Lincoln, Neb.	--	7:05 p.m.
Sat.	Dec. 8	Oral Roberts	Lincoln, Neb.	--	2:05 p.m.
Wed.	Dec. 12	at Creighton	Omaha, Neb.	--	7:05 p.m.
Sat.	Dec. 15	Sam Houston State	Lincoln, Neb.	--	2:05 p.m.
Sat.	Dec. 22	at Minnesota	Minneapolis, Minn.	--	1 p.m.
Sat.	Dec. 29	at Pacific	Stockton, Calif.	--	9 p.m.
Wed.	Jan. 2	Savannah State	Lincoln, Neb.	--	8:05 p.m.
Sat.	Jan. 5	at Missouri#	Columbia, Mo.	ESPN Regional	12:45 p.m.
Wed.	Jan. 9	at Kansas#	Lawrence, Kan.	--	7 p.m.
Sat.	Jan. 12	Colorado#	Lincoln, Neb.	--	2:05 p.m.
Wed.	Jan. 16	Oklahoma#	Lincoln, Neb.	--	7:05 p.m.
Sat.	Jan. 19	at Texas#	Austin, Texas	ESPN Regional	3 p.m.
Wed.	Jan. 23	at Oklahoma State#	Stillwater, Okla.	--	7 p.m.
Sat.	Jan. 26	Iowa State#	Lincoln, Neb.	ESPN Regional	8 p.m.
Wed.	Jan. 30	Texas Tech#	Lincoln, Neb.	--	7:05 p.m.
Tues.	Feb. 5	at Colorado#	Boulder, Colo.	--	8 p.m.
Sat.	Feb. 9	Kansas State#	Lincoln, Neb.	ESPN Regional	12:45 p.m.
Wed.	Feb. 13	Missouri#	Lincoln, Neb.	--	7:05 p.m.
Sat.	Feb. 16	at Iowa State#	Ames, Iowa	ESPN Regional	12:45 p.m.
Wed.	Feb. 20	at Texas A&M#	College Station, Texas	--	7 p.m.
Sun.	Feb. 24	Kansas#	Lincoln, Neb.	CBS	3 p.m.
Wed.	Feb. 27	Baylor#	Lincoln, Neb.	--	7:05 p.m.
Sat.	March 2	at Kansas State#	Manhattan, Kan.	--	7 p.m.
Thurs.-Sun.	March 7-10	at Big 12 Tournament	Kansas City, Mo.		

#Big 12 Conference game

All times Central Standard and subject to change. Home games in **bold**.

Schedule Notes

▼ Nebraska will play 16 home contests in the 2001-02 season. That total will be the most regular-season home games since the 1993-94 campaign, when the Huskers went 20-10 on the year, including a mark of 13-3 at the Bob Devaney Sports Center. The most home games ever played in the Devaney Center was 18 in the 1982-83 and 1988-89 seasons. Nebraska set the school record for home wins in a season in 1982-83, as the Huskers went 17-1.

▼ Nine of the Huskers' opponents in 2001-02 qualified for postseason play last year, making either the NCAA Tournament or National Invitation Tournament fields. This season, the Huskers will play 12 games against postseason tournament teams from last year. Those teams are Winthrop, Creighton, Missouri, Kansas, Texas, Iowa State, Oklahoma, Oklahoma State and Baylor.

▼ The 2001-02 campaign marks the sixth season of Big 12 basketball. A year ago, six of 12 league schools advanced to the NCAA Tournament, with

one other, Baylor, qualifying for the NIT. During the Big 12's short existence, the league has had 34 entries in postseason tournaments, an average of 6.8 per season, meaning more than half of all the teams in the league have qualified for the postseason each year.

▼ Since the 1996-97 campaign, Nebraska has posted an impressive 56-21 record in the confines of the Bob Devaney Sports Center. Last year's team went 8-6, snapping a streak of 10 straight seasons in which NU had recorded 10 or more home wins. Nebraska also sports a winning home record against powerful Big 12 Conference teams, compiling a 27-13 record in league competition since the Big 12 was formed.

▼ Nebraska faced its share of tough opponents last season. Four opponents were ranked in the final 2000-01 ESPN/USA Today Coaches and Associated Press polls, including two in the top 10. In the final ESPN/USA Today Coaches poll, Kansas was ranked seventh, while Iowa State was 15th and Oklahoma 19th. Iowa State was

10th in the final AP poll (pre-NCAA Tournament), followed by Kansas at No. 12, Oklahoma at No. 13 and Texas at No. 18.

▼ Nebraska will have a new look to its schedule this season, with several opponents that it did not face last year, when the Huskers had the 28th-toughest schedule in the nation. Among the new opponents this year will be North Carolina A&T, Texas-San Antonio, Wofford and Western Illinois, all of which Nebraska plays at home in its first five games of the year. The Huskers will also face Savannah State for the first time in history this year.

▼ The Big 12 Conference Tournament will be held March 7-10 at Kemper Arena in Kansas City, Mo. The tournament has been held in Kansas City at Kemper Arena for the past five years, since the formation of the Big 12 Conference. Next season, the tournament will move to Dallas, Texas, to the new American Airlines Center.

2001-02 Numerical Roster

No.	Name	Pos.	Ht.	Wt.	Yr.	Hometown (High School/Previous School)
0	Wilson Thomas*	F	6-6	215	Jr.	Omaha, Neb. (North)
2	John Robinson II*	G	6-1	195	Sr.	Channelview, Texas (Channelview/Univ. of New Mexico)
3	Cary Cochran***	G	6-1	190	Sr.	Minden, Iowa (Tri-Center)
4	Justin Boeker*	F/C	6-9	245	Sr.	Houston, Texas (Strake Jesuit/McLennan CC)
5	Kedrick Ford*	G	6-2	190	Sr.	Macon, Ga. (Southwest/Neosho County CC)
12	Jake Muhleisen	G	6-4	190	Fr.	Lincoln, Neb. (Southeast)
15	Bronsen Schliep	G/F	6-7	195	Fr.	Fairfield, Neb. (Sandy Creek)
20	Brian Conklin*	F	6-11	230	So.	Hubbard, Ohio (Hubbard)
21	Corey Simms	G	6-5	205	Fr.	St. Louis, Mo. (Normandy)
23	Ross Buckendahl**	F	6-5	225	Sr.	Battle Creek, Neb. (Battle Creek/Northeast CC)
25	Adam Bohac*	G	6-1	180	So.	Kimball, Neb. (Kimball)
32	Brennon Clemmons	G	6-2	185	Jr.-TR	Indianapolis, Ind. (Northwest/Olney Central (Ill.) CC)
33	Marques McCarty	F	6-5	195	R-Fr.	Sugarland, Texas (Stephen F. Austin)
34	Garth Glissman	F	6-6	210	Fr.	Lincoln, Neb. (Waverly/New Hampton Prep)
40	Dan Heimos	C	6-11	230	Fr.	Waterloo, Ill. (Gibault)
44	John Turek	F/C	6-9	230	Fr.	Council Bluffs, Iowa (Abraham Lincoln)
45	Tony Wilbrand	C	6-10	235	Fr.	Alliance, Neb. (Alliance)
50	Andrew Drevo	F	6-8	250	Jr.-TR	Lincoln, Neb. (Lincoln Christian/Morningside College)

Head Coach: Barry Collier (Butler University, 1976), second season at Nebraska (14-16), 210-148 in 12 seasons as head coach

Assistant Coaches: Dave Campbell (Catawba College, 1966), Reggie Rankin (Ohio University, 1989), Kevin Mouton (San Francisco, 1989)

*-letters earned

2001-02 Alphabetical Roster

No.	Name	Pos.	Ht.	Wt.	Yr.	Hometown (High School/Previous School)
4	Justin Boeker*	F/C	6-9	245	Sr.	Houston, Texas (Strake Jesuit/McLennan CC)
25	Adam Bohac*	G	6-1	180	So.	Kimball, Neb. (Kimball)
23	Ross Buckendahl**	F	6-5	225	Sr.	Battle Creek, Neb. (Battle Creek/Northeast CC)
32	Brennon Clemmons	G	6-2	185	Jr.-TR	Indianapolis, Ind. (Northwest/Olney Central (Ill.) CC)
3	Cary Cochran***	G	6-1	190	Sr.	Minden, Iowa (Tri-Center)
20	Brian Conklin*	F	6-11	230	So.	Hubbard, Ohio (Hubbard)
50	Andrew Drevo	F	6-8	250	Jr.-TR	Lincoln, Neb. (Lincoln Christian/Morningside College)
5	Kedrick Ford*	G	6-2	190	Sr.	Macon, Ga. (Southwest/Neosho County CC)
34	Garth Glissman	F	6-6	210	Fr.	Lincoln, Neb. (Waverly/New Hampton Prep)
40	Dan Heimos	C	6-11	230	Fr.	Waterloo, Ill. (Gibault)
33	Marques McCarty	F	6-5	195	R-Fr.	Sugarland, Texas (Stephen F. Austin)
12	Jake Muhleisen	G	6-4	190	Fr.	Lincoln, Neb. (Southeast)
2	John Robinson II*	G	6-1	195	Sr.	Channelview, Texas (Channelview/Univ. of New Mexico)
15	Bronsen Schliep	G/F	6-7	195	Fr.	Fairfield, Neb. (Sandy Creek)
21	Corey Simms	G	6-5	205	Fr.	St. Louis, Mo. (Normandy)
0	Wilson Thomas*	F	6-6	215	Jr.	Omaha, Neb. (North)
44	John Turek	F/C	6-9	230	Fr.	Council Bluffs, Iowa (Abraham Lincoln)
45	Tony Wilbrand	C	6-10	235	Fr.	Alliance, Neb. (Alliance)

Head Coach: Barry Collier (Butler University, 1976), second season at Nebraska (14-16), 210-148 in 12 seasons as head coach

Assistant Coaches: Dave Campbell (Catawba College, 1966), Reggie Rankin (Ohio University, 1989), Kevin Mouton (San Francisco, 1989)

*-letters earned

Pronunciations

Barry Collier - Call-yer
 Justin Boeker - BO-ker
 Adam Bohac - BO-hach
 Ross Buckendahl - BUCK-en-doll
 Cary Cochran - CO-horn
 Andrew Drevo - DREE-voe
 Dan Heimos - HIGH-mos
 Marques McCarty - Mar-cuss
 Jake Muhleisen - MULE-high-sen
 Bronsen Schliep - Shleep
 John Turek - TUR-eck

Huskers by Class

Seniors (5)
 Justin Boeker
 Ross Buckendahl
 Cary Cochran

Kedrick Ford
 John Robinson II

Juniors (3)

Brennon Clemmons
 Andrew Drevo
 Wilson Thomas

Sophomores (2)

Adam Bohac
 Brian Conklin

Freshman (8)

Garth Glissman
 Dan Heimos
 Marques McCarty
 Jake Muhleisen
 Bronsen Schliep
 Corey Simms
 John Turek
 Tony Wilbrand

Huskers by State

Nebraska (8)

Ross Buckendahl
 Adam Bohac
 Andrew Drevo
 Garth Glissman
 Jake Muhleisen
 Bronsen Schliep
 Wilson Thomas
 Tony Wilbrand

Texas (3)

Justin Boeker
 Marques McCarty
 John Robinson II

Iowa (3)

Cary Cochran
 Dan Heimos
 John Turek

Georgia (1)

Kedrick Ford

Indiana (1)

Brennon Clemmons

Missouri (1)

Corey Simms

Ohio (1)

Brian Conklin

Huskers Have New Look, High Hopes In 2001-02

For the second year in a row, the Nebraska men's basketball team will have a new look when the season begins. However, it will be the lineup with the major changes instead of the coaching staff this season, as the Huskers return just one starter and two other key reserves from last year's squad. In all, Nebraska has eight letterwinners back while losing seven.

The loss of four athletic starters who accounted for nearly 70 percent of the Huskers' points last year may be hard to overcome. But the Huskers intend to do just that and have one goal in mind to help them in that pursuit: staying focused on this season. Worrying about the past two years when Nebraska combined for a 25-35 record, or looking ahead to a bright future under Head Coach Barry Collier, is not something the Huskers plan to do this season. Instead, Collier will keep the Huskers focused on the current task at hand, which will be playing just one game at a time.

With that in mind, Collier believes the 2001-02 squad can be as competitive as last year's, which had 15 of its 30 contests decided by five points or less. And in many areas, he sees the current squad having the ability to show improvement over the recent lineups the Huskers have put on the court.

"We should be a better shooting team on the perimeter and will have a better understanding of what we need to do to win," Collier said. "We will not be blocking shots or rebounding quite the same as last season, but I do think we will be playing better defense overall. The players here, both the returning ones and the newcomers, are capable of playing great defense and winning games."

In his first season at the helm, Collier helped Nebraska to a 14-16 mark last season—a three-game improvement over the previous season—and will count on senior guards Cary Cochran and John Robinson II, as well as sophomore forward Brian Conklin, to carry much of the offensive load this season. While all three are talented and capable of helping continue Nebraska's climb to the top of the Big 12, only Cochran has seen extensive action in past years. In fact, this year's nine returnees have combined for just 40 starts in their careers, compared to the 183 career starts by last year's group of returning players.

"I think we gain the most through experience playing together in practice and in game situations, which will be key for us this season," Collier said of his young squad. "It is a growing process every year, and especially so when you have a young team experience-wise."

Two other returning players, Justin Boeker and Ross Buckendahl, will also likely provide a positive role this season and will help shorten the young team's learning curve. Each has seen limited action in the past and Buckendahl is coming off a medical redshirt season. But good off-season conditioning workouts leave room for solid

contributions from each this year.

In addition to the returning players, a crop of newcomers will be asked to contribute heavily for the Huskers in 2001-02. Among the newcomers are one junior college transfer, one redshirt freshman and four true freshmen, each of whom may fight for playing time right away.

Collier has also brought in four walk-ons to combine with this year's scholarship players. Each of the four has the potential to contribute early in their careers because of their athleticism, size and shooting ability.

One of the key components for Nebraska this season will be creating a winning mindset, something the Huskers of the past couple years have lacked. For Collier and his staff, that means getting each player to buy into a philosophy and work ethic that has helped Collier produce winning teams in the past.

Part of that philosophy lies in creating a good team chemistry early in the year, a task which is always tough, and even more so with many newcomers. One thing going in the Huskers' favor this season is a new NCAA rule that allows players to be on campus and enroll for summer school prior to their first season on scholarship. Every scholarship newcomer on the team utilized that rule by being on campus for at least four weeks this summer, playing with their new teammates in pickup games and working out at the Husker strength complex.

"The opportunity afforded our players has had a multiple positive effect," Collier said of the new rule. "Each player has been able to establish himself academically, become familiar with our campus, develop physically in our weight room and establish relationships with their teammates, on and off the court. To that effect, three of our players are now beginning their first full semester with perfect 4.0 grade-point averages."

The Backcourt

The Huskers will look to fill some big shoes in 2001-02, as Nebraska must replace the tandem of four-year starter Cookie Belcher, who rewrote the Husker record books throughout his career, and defensive standout Rodney Fields. But the Huskers will continue their solid guard play, as several players will look to split time in the backcourt throughout the season. The relative inexperience at the guard position could be seen as a negative, but it will leave room for a highly-contested battle for minutes among both the returning players and newcomers this year.


"This year is similar in a lot of ways to us finding a fifth starter last year,"

Collier said of the depth in the Huskers' backcourt. "We didn't have a definite starter, and Rodney Fields emerged by the end of fall practice. That is the nature of competition within a team. The daily consistency of the players' performances in practice will contribute to who gets the playing time during games."


"Coaches adapt to coaching the players that they have, and we like the players we have in here right now. With graduation, teams change every year. Every year you are required to teach the game again and develop the team, and to do that you have to utilize the tools of the players currently in the program."

One player Collier can certainly utilize this season will be senior Cary Cochran, the Huskers' lone returning starter from last season. He will be ready for the task of helping guide the young squad, even though he has just 34 career starts of his own. Despite starting barely more than one-third of his total games played, Cochran has become one of the deadliest threats from long range in the Big 12 Conference, ranking second in the league—and third in the nation—last season in three-point field-goal percentage.

Cochran tied the Nebraska single-season record for three-pointers made with 78 last season. He needs just 24 from downtown in his final season to break the school record of 202 set by Eric Piatkowski from 1991 through 1994. With four treys he will gain sole possession of second place all-time, moving past Erick Strickland (179



Senior John Robinson II will attempt to step into the starting lineup for NU this year.



Sophomore forward Brian Conklin is the team's top returning rebounder. Last year, he pulled down a team season-high 17 boards in one game.

from 1993 to 1996) and Jaron Boone (181 from 1993 to 1996).

Not only has Cochran made more than his share of treys in the past three seasons—he enters the season ranked fourth among active players in the Big 12 for three-pointers made—but he has been highly proficient in doing so. After hitting nearly 48 percent from downtown last year, Cochran has a career three-point field-goal percentage of 42.3 (179-of-423) to rank first in Nebraska basketball history.

The Minden, Iowa, native also ranks fifth in the league among current players in career steals, with 82. Cochran can hit from the free throw line, where he has made 87 percent for his career. On the downside, he has not traveled to the line enough to rank among the program's career leaders.

Along with Cochran, senior John Robinson II, a transfer who became eligible to play for the Huskers after the first semester last season, will likely be a key contributor this season, possibly again at the point. His solid ball-handling and penetrating skills will be valuable to the Huskers this season, after ranking fourth in the Big 12 Conference in assist-to-turnover ratio with a 1.9-to-1 mark last year.

Robinson, who played his first three semesters of collegiate basketball at New Mexico State, has spent considerable time in the off-season to regain the shooting touch that helped him average 10 points per game while earning a spot on the WAC All-Freshman Team.

Another guard returning this season who will be looking for minutes is senior Kedrick Ford. A transfer from Neosho (Kan.) Community College last season, Ford saw limited action in 2000-01, but could see increased time in his final season.

Ford is an athletic player with good size for the backcourt. He has made solid improvements over the past year and will be in contention for playing time from the start of the season.

Also returning to add depth in the backcourt will be sophomore Adam Bohac. Kimball saw limited action for Nebraska in 2000-01, but contributed heavily in practice situations and will likely provide a similar role this season.

Nebraska has several newcomers in the backcourt, with junior college transfer Brennon Clemmons possibly leading the way. An NJCAA honorable-mention All-American last season for Olney Central (Ill.) CC, Clemmons averaged 14 points and five rebounds per game while leading his squad to the Region XXIV title game. He was also a first-team all-region selection both seasons after earning all-conference honors as

a prep standout at Indianapolis Northwest High School.

Clemmons, who is the Huskers' only scholarship transfer this season, is familiar with how Collier runs a program. Clemmons was originally recruited by Collier prior to his arrival in Lincoln last year. In off-season workouts, Clemmons has shown a tenacious style of play on the defensive end of the court, an attribute that Nebraska could utilize this season with the loss of Belcher last year.

Along with Clemmons, true freshmen guards Jake Muhleisen and Corey Simms could see immediate time on the court in their first seasons at Nebraska.

Muhleisen is the second-tallest of the scholarship backcourt members at 6-4, and could provide a spark from the outside. Solid shooting ability, especially from three-point range, was one of his trademarks as a prep, which helped him earn all-state honors and Nebraska's Mr. Basketball title while at Lincoln Southeast High School as a senior.

Simms also had a stellar prep career. He was one of the top performers in the St. Louis area the past few seasons, scoring from inside or out. Simms has shown great penetrating ability for his size. At 6-5, 205 pounds, Simms has a good foundation for being a physical backcourt player in the rugged Big 12.

Nebraska's latest newcomer in the backcourt is walk-on Brandon Schliep. A native of Fairfield, Neb., Schliep will be the tallest Husker in the backcourt this season at 6-6 and has good hands and shooting ability.

The Frontcourt

Entering the 2001-02 campaign, the Huskers are going to have a significantly different look up front. Nebraska lost two-year starters in center Kimani Ffriend and forward Steffon Bradford last season, as they completed their eligibility. While the combo was unable to get Nebraska over the hump in the victory column, replacing the pair's statistics is going to be difficult. Last season for the Huskers, the duo combined for over 26 points, 16 rebounds, 1.6 steals and 2.5 blocks per game. But the Huskers have several candidates albeit inexperienced, who will contribute heavily this season.

"Our expectations in the frontcourt are very similar to those we have in the backcourt," Collier said. "We hope to handle the ball better and get better shooting, including shot selection, on the interior, and from the free throw line. I think with the guys we have, both new and returning, we are taking a step toward a more fundamentally sound team in terms of interior defense. And we have the potential to be a better passing team this year on the interior as well."

Among the frontcourt players returning this year, 6-11 sophomore forward Brian Conklin may hold the biggest piece to the Huskers' puzzle. Conklin, who has put on 40 pounds since joining the Huskers two years ago, could step in as an everyday starter from the beginning of the season, and the expectations are that he will pick up where he left off last year.

As a redshirt freshman in 2000-01, Conklin played in every game and was third on the team in three-pointers made (23) and three-point field-goal percentage (42.6). He averaged 4.0 points and 2.8 rebounds for the season, but during his



Second-year Head Coach Barry Collier hopes to see continued improvement on both ends of the court in 2001-02.

six starts, his totals improved to 6.3 points and 6.8 rebounds per game.

Depending on his counterpart in the frontcourt, Conklin may look to move inside more often this year. While he generally gives up mass against the larger forwards and centers in the league, Conklin can effectively play inside. He has a long reach when rebounding, as proven by his team single-game best 17 rebounds against Kansas State last season, and has soft hands and a good shooting touch. With good court vision, Conklin may also be counted on to help Nebraska get into transition when it needs to play an up-tempo game.

Conklin could be joined up front at times this season by a pair of seniors in Ross Buckendahl and Justin Boeker.

Buckendahl is returning from knee surgery that sidelined him all of last season. But after a strong rehabilitation period, he will rejoin the Huskers in top condition. He has improved his speed and shooting touch during the off-season, and his size and strength will be needed in the paint throughout the year against physically tough Big 12 competition.

Another area where Buckendahl can contribute this season is in senior leadership. Despite having just one start in his career, Buckendahl has become the vocal leader of the squad in the off-season conditioning program.

Although he is not the tallest Husker, Boeker, who stands 6-9 and weighs 240 pounds, is the widest body the Huskers can put in the paint, and will likely be asked to man the middle some this season. Boeker saw his first action for the Huskers last season after transferring to Nebraska from McLennan (Texas) CC. While he averaged just 1.1 points and 0.7 rebounds per game last season for the Huskers, Boeker continued to improve throughout the year and saw a significant increase in playing time during the final month of the season.

Also returning to join the Huskers for the second semester will be junior Wilson Thomas, a two-sport athlete who is also the starting split end for the Husker football team. Thomas began his collegiate basketball career following last year's Alamo Bowl victory. A 6-6, 215-pounder with good athletic ability, Thomas quickly became one of the first players off the bench last season, playing in all 17 games after joining the team. He averaged nearly 12 minutes per contest for the Huskers off the bench, providing solid rebounding and good defensive pressure.

A number of newcomers to the Husker program will also look to make an impact in the frontcourt for Nebraska this season. Among the new players will be three scholarship recruits and three walk-ons, providing Nebraska with more depth than last season.

One of the first new players to see action could be freshman Marques McCarty, who redshirted last season. After a year in the program, he has a solid understanding of the requirements to play for Coach Collier and the Huskers. McCarty will

add athleticism and speed to the small forward position while also having the ability to hit from outside the arc.

Joining the frontcourt for their first seasons with the Huskers will be freshmen Dan Heimos and John Turek. Heimos, who at 6-11 joins Conklin as the team's tallest players, nearly averaged a double-double while adding more than four blocked shots per game as a high school senior to earn all-state honors in Illinois last year. At 6-9, 215 pounds, Turek adds good size to the front line and brings solid rebounding ability. An all-state selection as a senior, Turek averaged 18 points and 12 rebounds per game while helping his team to the state playoffs.

Nebraska will also have the services of two walk-ons this season up front. Freshman Garth Glissman will provide a good defensive presence on the wing for the Huskers and has a solid shooting touch, while freshman Tony Wilbrand could give Nebraska another wide body in the paint this year. Junior transfer Andrew Drevo,


who played his first two collegiate seasons at Division II Morningside College in Sioux City, Iowa, also joins the Huskers but will have to take a redshirt season this year under NCAA transfer guidelines.

Three-Point Barrage


The Huskers return for the 2001-02 season with one of the most powerful three-point attacks in the Big 12 Conference at their disposal.

Leading the barrage from downtown for the fourth straight season will be senior Cary Cochran. One of the most dangerous three-point shooters in league history, Cochran will look to rewrite the Husker record books in his final season of eligibility.

Cochran already holds the career record for three-point field-goal percentage, as he has hit from downtown at a 42.3 percent clip during the previous three seasons. He also is tied for the top spot on the Nebraska single-season three-point field goal list with 78 treys last season to tie the



Senior guard Cary Cochran needs just 22 treys this season to take over the top spot on the Nebraska career three-pointers list.



Senior guard Kedrick Ford will be one of several Huskers fighting for playing time in the NU backcourt this year.

record set in 1998 by former Husker and current Washington Wizard Tyronn Lue.

Hitting so many three-pointers has made Cochran a marked man on the court, as defenses routinely look to stop him from getting a hot hand. Despite the defensive alignments he has seen through the years, Cochran has continued to drop in three-pointers in bunches. He has had 16 games with at least four three-pointers, and tied the school single-game record with seven treys against Texas Christian in the first round of the 1999 NIT.

But Cochran is not the only Husker who can hit from behind the arc. At 6-11, sophomore Brian Conklin looks to continue to provide matchup problems for opposing teams this season, just as he did as a freshman last year. Conklin hit 42.6 percent from downtown last year, with 23 treys in 54 attempts on the season. His 23 treys rank sixth in the freshman record book at Nebraska.

Three players (Cochran, Conklin, Robinson) who accounted for 60 percent of Nebraska's 184 three-point field goals last season return this year. The 184 made treys last year ranked second in the Husker team record book, while Nebraska's 38.3 team three-point field-goal percentage was the top mark in school history.

Fans Return To Devaney

Nebraska has gone back to the basics since the first day Coach Collier came to Lincoln, and the result has provided a renewed enthusiasm for Husker men's basketball throughout the state. The increase in attendance—Nebraska averaged

over 1,000 more fans per game at home last year than the previous season—should continue this year, as the Huskers will have 16 home contests in 2001-02, highlighted by a CBS broadcast of the Huskers' game against Kansas on Feb. 24.

Again this year, the athletic department will continue an aggressive campaign to pack fans in the Devaney Center. One area that is expected to remain full is the Red Zone, the bleacher area just off the court behind the baskets that is reserved for students. The vocal Husker fanatics populated the Red Zone last season, providing Nebraska a definite homecourt advantage throughout the Big 12 campaign.

Nebraska is entering its 26th season in the Devaney Center, where it owns a 296-90 record over the past quarter century. Nebraska will try to continue its winning ways at home this year, and the Huskers have never had a losing season in the building's history.

This year's schedule will include nine teams that participated in postseason play last year, either in the NCAA Tournament or the NIT. Despite facing such a talented lineup of opponents, Collier believes Nebraska may be more competitive this season than the past two years, when Nebraska was just 25-35 combined.

"We like who we are going to play and feel that we will have a challenging schedule, as always, especially during the Big 12 Conference season," Collier said. "The focus for us every year is on the Big 12 season and our preparation for it. We will see a good mix of talented teams, both offensively and defensively, prior to the start of the conference season, which will help get us ready for it."

Staying Home

Entering his second year at the helm of the Husker program, Coach Collier has seen the number of native Cornhuskers grow exponentially in the off-season.

That growth started with the signing of local prep standout Jake Muhleisen, who was Nebraska's Mr. Basketball last season as a senior at Southeast High School in Lincoln. Muhleisen is the first scholarship freshman to sign with Nebraska since Andy Markowski joined the Huskers for the 1994-95 campaign.

Joining him were four walk-ons, including freshmen Garth Glissman, Bronsen Schliep and Tony Wilbrand, along with junior transfer Andrew Drevo. The additions brought the total number of native Nebraskans on the squad to eight, including returning senior Ross Buckendahl, junior Wilson Thomas and sophomore Adam


Bohac. The eight current Nebraskans active for duty are the most since seven were listed on the roster entering the 1971-72 campaign.

Getting Defensive

When looking at a Barry Collier-coached team, there is always one trademark that can be easily seen: his teams play tenacious defense. That trademark will be evident again in 2001-02, as this season's squad has the potential for receiving high marks on the defensive end of the court.

Nebraska will be more fundamentally sound this season, providing the Huskers an opportunity to continue its development in shutting down opponents. Last year, with less than one full season in Collier's system, the Huskers limited opponents to 69.5 points per game, nearly five points less than the previous campaign. The results were even more dramatic on the road, where Nebraska held opponents to nearly 15 points less per game than one year earlier.

That defensive pressure helped Nebraska knock off one ranked opponent last season, marking the ninth time in 11 years the Huskers had defeated a team ranked in the top 25. Playing in its Big 12 home opener, the Huskers rebounded from a two-point road loss one week earlier to defeat No. 22 Texas, 80-67. The Huskers limited the Longhorns to 32.9 percent shooting from the floor in the contest, including less than 30 percent shooting in the first half while snapping a four-game losing streak.




Senior forward Justin Boeker will look to add a physical presence for NU this season.

THE ALLTEL


Barry Collier SHOW

THE NETWORK (Check local listings for exact date and time)

Station	Coverage Area	Day	Time
Cox Channel 2	Omaha	Sat.	10 a.m.
KOLN/KGIN	Lincoln/Grand Island	Sat.	11:30 a.m.
KSTF	Scottsbluff	Sat.	TBA
KNOP	North Platte	Sat.	Noon
Metro Sports	Kansas City, Mo.	Sat.	7 a.m.
Lakes TV	NW Iowa	Tues./Thurs.	7 p.m.
Cox Comm.	Tulsa, Okla.	Sat.	TBA
St. Joseph's Cable	St. Joseph, Mo.	Mon.	7 p.m.
Cable One	Sioux City, Iowa	Wed.	7 p.m.




Husker DEDICATED TO EXCELLENCE
VISION



NEBRASKA BASKETBALL

PLAYERS





Justin Boeker

4

6-9 ▼ 245 ▼ Senior ▼ Forward/Center
Houston, Texas
Strake Jesuit/McLennan CC

Season Outlook

After one season with the Huskers, Justin Boeker (pronounced BO-ker) returns for his final year of eligibility. He came to Nebraska after playing one season at McLennan Junior College in Waco, Texas, and one season at Manhattan College.

At 6-9, Boeker provided depth in the front court last season and will look to do more this year. He made significant improvements on both ends of the court as the season progressed in 2000-01 and has developed more physically in the off-season. Boeker will possibly see significant action in the post, as he started to gain confidence late last season. While he may not put up many shots, Boeker will likely help the Huskers remain one of the top field-goal shooting teams in the league and nation this year.

Junior (2000-01)

Boeker played in 15 games during his first season with the Huskers, seeing limited action as a reserve. Boeker averaged 1.1 points and 0.7 rebounds while playing 4.2 minutes per contest.

Though he did not have many field goal attempts, he still hit 6-of-9 shots from the floor and was perfect (4-for-4) from the foul line. Boeker had his best game against Kansas, when he scored two points (2-for-2 from free throw line) with two rebounds and one steal in eight minutes.

Boeker reached double-figure minutes in a contest only once, when he played 10 minutes in a Husker victory over Alaska-Fairbanks. He was 2-for-2 from the field against the Nanooks with two rebounds. Boeker equalled his season-high points with four against Kent State at the San Juan Shootout.

Junior College (McLennan CC)

Boeker played in 28-of-30 games and averaged 3.5 points and 3.1 rebounds for the 13-17 team.

Playing as a part-time starter, Boeker was also a success off the court, carrying a 3.9 grade-point average to earn National Junior College Academic All-America honors.

Previous College (Manhattan College)

Boeker began his collegiate career at Division I Manhattan College, in Riverdale, N.Y., playing for the Jaspers during the 1998-99 campaign.

In his only season with the Jaspers, Boeker averaged 1.4 points and 1.5 rebounds.


High School (Strake Jesuit)

Boeker lettered four years for Coach Chuck Kenny's Strake Jesuit squad, leading the team to a state championship and a 27-6 mark in his senior season. The team also posted a state title in 1996 and was runner-up in 1997.

During his senior campaign, Boeker averaged 13.7, points, 12.2 rebounds and 2.7 blocks per game, and scored 12 points in the state title game. During the 1998 season, the team ranked as high as 23rd nationally by Future Stars Magazine. Boeker was named to the Texas Christian Interscholastic League First-Team All-State Team.

Personal

Justin is the son of Jan Cochran and has two brothers, Jason, 24 and Jon, 22. He was born on Oct. 12, 1978, and is a business administration major.



Single-Game Highs


Points 4 (twice, last 12/21/00)
Three-pointers None
Free Throws 2 (twice, last 2/24/01)
Rebounds 2 (four times, last 2/28/01)
Assists None
Steals 1 (vs. Kansas, 2/25/01)
Blocked Shots None

Boeker's Career Statistics

Overall Year	G-GS	FG-FGA	Pct.	3FG-3FGA	Pct.	FT-FTA	Pct.	Reb.-Avg.	TP-Avg.	MP	A	BS	S
2000-01	15-0	6-9	.667	0-0	.000	4-4	1.000	10-0.7	16-1.1	63	0	0	1
Big 12 Year	G-GS	FG-FGA	Pct.	3FG-3FGA	Pct.	FT-FTA	Pct.	Reb.-Avg.	TP-Avg.	MP	A	BS	S
2000-01	6-0	1-2	.500	0-0	.000	2-2	1.000	5-0.8	4-0.7	30	0	0	1

23

Ross Buckendahl



6-5 ▾ 225 ▾ Senior ▾ Forward
Battle Creek, Neb.
Battle Creek/Northeast CC

Season Outlook

Ross Buckendahl missed the 2000-01 season after undergoing knee surgery to correct damage suffered in the off-season.

Buckendahl, who originally walked on at NU but received a scholarship for this season, is expected to see increased playing time this year.

Buckendahl has fully recovered from his knee surgery. His added strength will provide a boost for the Huskers while his leadership will be valuable to an inexperienced team.

Senior (2000-01)

Buckendahl did not play for the Huskers, but received a medical redshirt after having surgery to repair a torn anterior crucient ligament in his right knee.

Junior (1999-2000)

Buckendahl played a key reserve role for NU, with one start against Minnesota. Overall he played in 14 games, seeing his most significant action when Louis Truscott was sidelined with an injury in December.

Buckendahl played a total of 94 minutes, including a combined 42 in consecutive games against Arizona, San Francisco and Oral Roberts. His three assists and three rebounds against ORU were both career bests, while his 11 minutes played at Missouri was his most ever in a league game.

Sophomore (1998-99)

Buckendahl played in five games for a total of 10 minutes in his first year at Nebraska. He scored six points on single three-pointers at UMKC and

vs. Texas A&M. He finished the season 2-of-3 from the floor, including 2-of-2 from long range. Buckendahl also had four rebounds on the season and one assist.

Junior College (Northeast CC)

Buckendahl averaged eight points and seven rebounds for Coach Fred Johnson at Northeast Community College in Norfolk, Neb.


High School (Battle Creek, Neb.)

Buckendahl lettered three seasons at Battle Creek High School where he averaged 20 points and 14 rebounds per game as a senior. For his efforts, he earned honorable-mention Class C-1 all-state honors in basketball for Coach Scott Bokelman. As a junior, he averaged 12 points and 12 rebounds per game.

Buckendahl also lettered three times in golf and once in football, earning C-1 all-state honors as a wide receiver and cornerback.

Personal

Ross is the son of Suzanne and Bob Buckendahl. He has two brothers, Shannon and Preston. Ross was born Jan. 1, 1979, and is a horticulture major.




Single-Game Highs

Points	3 (two times, last 3/4/00)
Three-pointers	3 (two times, last 3/4/00)
Free Throws	None
Rebounds	3 (vs. Oral Roberts, 12/22/99)
Assists	3 (vs. Oral Roberts, 12/22/99)
Steals	None
Blocked Shots	None

Buckendahl's Career Statistics

Overall													
Year	G-GS	FG-FGA	Pct.	3FG-3FGA	Pct.	FT-FTA	Pct.	Reb.-Avg.	TP-Avg.	MP	A	BS	S
1998-99	5-0	2-3	.667	2-2	1.000	0-0	.000	4-0.8	6-1.2	10	1	0	0
1999-00	14-1	2-6	.333	1-4	.250	0-0	.000	15-1.1	5-0.4	94	6	0	0
2000-01		Redshirt											
Totals	19-1	4-9	.444	3-6	.500	0-0	.000	19-1.0	11-0.6	104	7	0	0
Big 12													
Year	G-GS	FG-FGA	Pct.	3FG-3FGA	Pct.	FT-FTA	Pct.	Reb.-Avg.	TP-Avg.	MP	A	BS	S
1998-99	3-0	1-2	.500	1-1	1.000	0-0	.000	2-0.7	3-1.0	4	1	0	0
1999-00	7-0	0-2	.000	0-2	.000	0-0	.000	7-1.0	0-0.0	33	0	0	0
2000-01		Redshirt											
Totals	10-0	1-4	.250	1-3	.333	0-0	.000	9-0.9	3-0.3	37	1	0	0



Cary Cochran

3

6-1 ▼ 190 ▼ Senior ▼ Guard
Minden, Iowa
Tri-Center

Season Outlook

Returning for his fourth and final season with the Huskers, senior Cary Cochran (pronounced CO-horn) will be asked to provide more than just an outstanding outside touch this season.

After gaining extensive playing time and experience the past three years, Cochran is up for the challenge to be the team's leader in the upcoming season. He enters the 2001-02 campaign as the Big 12's third-leading active three-point threat, with 179 career three-pointers. He trails only Kansas' Jeff Boschee (228 career three-pointers) and Missouri's Clarence Gilbert (214). Cochran is also fifth in steals among active Big 12 players, with 82 career steals.

His ability to hit from beyond the arc makes Cochran one of the top returning three-point shooters in the nation (second among percentage leaders returning), and this season he should eclipse the NU career mark for treys (202, Eric Piatkowski, 1991-94).

A strong off-season workout regiment brought him back to the Huskers in the best shape of his career, providing an even more effective weapon to help spread the opposing defenses.

This season, Cochran, who has played the point but will likely see more time at shooting guard, will look to extend his streak of hitting at least one three-pointer in a game, as he had one or more treys in the Huskers' final 23 contests last season. For his career, Cochran has hit one or more from behind the arc in 74-of-91 contests.

Cochran is one of the team's most reliable shooters from the charity stripe, as shown by his career .874 free throw percentage (76-of-87).

Junior (2000-01)

Cochran entered the season as the team's top long-distance threat and proved why, as he tied the Nebraska single-season record with 78 three-pointers. His also ranked third in the nation in three-point field-goal percentage, as he hit 47.3 percent (78-of-165) from behind the arc. Cochran improved that mark to 48.3 percent in Big 12 action as he hit 43-of-89 to rank second in the conference.

Overall, Cochran started 23 games while playing in all 30 of the Huskers' contests. He was fourth on the team with 9.6 points per game, while ranking second with 67 assists and third with 27 steals.

Cochran shot 46.0 percent from the floor overall

to rank third on the team, trailing Kimani Ffriend's 62.3 and Steffon Bradford's 60.3 percent shooting. Both Ffriend and Bradford ranked among the top 10 nationally in shooting percentage.

Cochran finished the season hitting at least one three-pointer in 23 straight contests, and in 29 of his 30 games played. He hit a season-high six three-pointers against Murray State and added at least three three-pointers in a contest 13 other times during the year.

Cochran had 14 double-digit scoring contests, including a season-high 20 points against Murray State. He hit 6-of-10 shots from the floor, including 6-of-8 from three-point range, with two rebounds and three steals against the Racers. The scoring outburst came in a seven-game stretch from Dec.

28 to Jan. 20 when Cochran recorded double-figure scoring totals in six of those contests.


Cochran recorded a career-high tying eight assists without a turnover while contributing 13 points against Alaska-Fairbanks in Nebraska's second game of the Husker Team Classic. On the year, he had three games with at least four assists and zero turnovers.

Cochran had a perfect shooting day in a loss at conference foe Missouri, as he finished 5-for-5 from behind the arc. It was second time in three games in which he hit at least five treys.

Sophomore (1999-2000)

Cochran started 11 games and was Nebraska's top perimeter threat for the second straight season. He knocked down a team-high 62 three-pointers, then the fourth-best single-season total in Husker history. Cochran also connected on a team-best 39 percent from beyond the arc.

Cochran was at his best from long distance in Big 12 Conference action, when he hit 42 percent of his three-point attempts to rank fourth in the league. In the season's final 18 games, Cochran knocked down 44 percent from three-point range,



after hitting just 29 percent before the New Year. He had 12 games with three or more three-pointers, including seven of the final 11 games. He had a streak of eight straight made three-pointers beginning with the second half at OSU and stretching to the second half against Kansas.

Cochran averaged 7.9 points per game to rank sixth on the team. During Big 12 play, he put in 8.5 points per contest which tied for the fourth-best total on the squad. Cochran scored a season-high 17 points on three occasions – vs. Monmouth in the Ameritas Classic, at Kansas State and at Kansas. Overall, Cochran had eight double-figure scoring games as a sophomore.

An off-guard by trade, Cochran saw spot duty at the point throughout the season. Late in the year, he shared the starting duties at the point with Danny Walker and produced good results. Cochran finished second on the team with 78 assists. His 52 assists in league play (3.3 per game) was best on the team. Cochran posted a career-high eight assists without a turnover vs. Baylor and matched that total in the regular-season finale at Texas A&M.

Cochran ranked second on the team in steals with 37, including a season-high four at Creighton.

He set a season rebounding high with six vs. Colorado in Lincoln, and averaged 2.5 boards per game, the most for an NU guard. Cochran was one of 47 members of the Student Basketball Council, a group established by the NABC.

Freshman (1998-99)

Cochran played in 32-of-33 games as a redshirt freshman and scored a total of 172 points, with a career-high 23 points in the season finale at TCU in the NIT. He was NU's top three-point threat, hitting nearly 40 percent from the field (39-of-98) and was among the Big 12 leaders in conference games, also at a 40 percent clip. Cochran hit 7-of-9 three-pointers in the TCU contest, tying the NU school record for three-pointers made in a game.

Cochran scored a Big 12-best 14 points against Baylor, including four three-pointers in six attempts. He scored 13 points and hit 3-of-4 from long range in NU's win over Kansas in Lincoln. He scored 10 points against Colgate in the Ameritas Classic championship game and was one of three Huskers named to the all-tournament team.

Cochran reached double figures six times for the season and hit two or more three-pointers 12 times. Nebraska was 5-1 when Cochran reached double figures and was 9-3 when he made two or more three-pointers. He knocked down a three-pointer at Kansas to put Nebraska ahead to stay with 2:54 left in the Huskers' 64-59 upset victory. When Cochran was at his best, Nebraska was extremely difficult to beat, as the rookie averaged 10.6 points per game and shot 60 percent in Nebraska's five-game winning streak from Jan. 13 to Jan. 27.

Cochran knocked down 29-of-31 attempts (94 percent) from the foul line, including his final 18 free throws of the 1998-99 campaign. He grabbed five rebounds in the win at Kansas and matched that total at Texas Tech. Cochran also had five steals vs. Oklahoma State. For his efforts in the classroom, Cochran was tabbed an honorable-mention academic All-Big 12 selection.

Redshirt (1997-98)

Cochran sat out the 1997-98 season as a redshirt after undergoing surgery on his right ankle in September of 1997. The surgery reattached a ligament in the ankle and removed bone spurs. He missed the start of fall drills while

recovering from the surgery, but returned to practice with the Huskers beginning in December.

High School (Tri-Center)

Cochran finished his prep career at Tri-Center High School as the all-time leading scorer in Iowa prep history, pouring in 2,650 points in his four-year career. The 1996-97 season marked the third straight year Cochran was a first-team Class 2A all-state selection by the *Des Moines Register*.

Among his other honors, Cochran was the Council Bluffs *Daily Nonpariel* Player of the Year as a senior and was an honorable-mention All-American, according to *USA Today*. He was a three-time All-Southwest Iowa selection by the *Omaha World-Herald* and was the captain of the team as a senior. He was also the runner-up for Iowa Mr. Basketball honors as a senior.


Cochran averaged more than 23 points per game in each of his four high school seasons, including 33.0 points as a senior. Cochran scored a career-high 59 points against Elk Horn-Kimballton in his senior season. He had 40 or more points 11 times in his career and reached double figures in 92-of-93 prep games. Cochran also averaged 6.6 rebounds and 8.0 assists per game during his senior season and finished with 4.8 rebounds and 7.6 assists per game during his prep career.

Cochran connected on 41.4 percent of his three-point attempts in his career, with a total of 352 career three-pointers. Cochran made 93 percent of his free throws as a senior and 87 percent in his career.

Tri-Center, which was coached by Cary's father, Carl, posted a 76-17 record during Cochran's high school career and reached the state tournament in 1995 and 1997. He also lettered three times each in football and track at Tri-Center. Cochran was the first Iowa prep product to sign with Nebraska in more than 30 years.

Personal

Cary is the son of Carl and Cindy Cochran. Cary was born July 17, 1978, and earned his undergraduate degree in communication studies in August, 2001. He is currently pursuing his master's degree at Nebraska.




Single-Game Highs

Points	23 (vs. TCU, 3/15/99)
Three-pointers	7 (vs. TCU, 3/15/99)
Free Throws	6 (vs. Oklahoma, 1/20/99)
Rebounds	7 (vs. Winthrop, 11/27/00)
Assists	8 (three times, last 12/9/00)
Steals	5 (vs. Oklahoma State, 2/17/99)
Blocked Shots	1 (vs. Iowa State, 2/12/00)

Cochran's Career Statistics

Overall													
Year	G-GS	FG-FGA	Pct.	3FG-3FGA	Pct.	FT-FTA	Pct.	Reb.-Avg.	TP-Avg.	MP	A	BS	S
1998-99	32-0	52-130	.400	39-98	.398	29-31	.935	45-1.4	172-5.4	436	30	0	18
1999-00	29-11	73-193	.378	62-160	.388	20-25	.800	73-2.5	228-7.9	732	78	1	37
2000-01	30-23	92-200	.460	78-165	.473	27-31	.871	71-2.4	289-9.6	702	67	0	27
Totals	91-34	217-523	.415	179-423	.423	76-87	.874	189-2.1	689-7.6	1870	175	1	82
Big 12													
Year	G-GS	FG-FGA	Pct.	3FG-3FGA	Pct.	FT-FTA	Pct.	Reb.-Avg.	TP-Avg.	MP	A	BS	S
1998-99	15-0	31-78	.397	21-54	.389	17-19	.895	29-1.9	100-6.7	264	13	0	13
1999-00	16-8	43-103	.417	39-92	.424	11-12	.917	41-2.6	136-8.5	433	52	1	16
2000-01	16-14	48-104	.462	43-89	.483	13-16	.813	37-2.3	152-9.5	363	31	0	11
Totals	47-22	122-285	.428	103-235	.458	41-47	.872	107-2.3	388-8.2	1060	96	1	40



Kedrick Ford

5

6-2 ▼ 190 ▼ Senior ▼ Guard
 Macon, Ga.
 Southwest/Neosho County CC

Season Outlook

Kedrick Ford returns for his second season in a Husker uniform and looks to step up his play in 2001-02.

Ford, who came to Lincoln after two strong seasons at Neosho Community College in Chanute, Kan., possesses good athleticism and speed. With improvements physically and on the defensive end of the court in the off-season, Ford will add depth in the backcourt this year despite limited experience.

2000-01 (Junior)

Ford saw limited action in his first season with Nebraska, playing in 13 games off the bench. He averaged 1.1 points and 0.3 rebounds for the Huskers, but saw additional playing time in the final two weeks of the regular season.

In his first contest with the Huskers, Ford played a season-high 13 minutes in the season opener against Oral Roberts, but then saw more than six minutes of action only three times the rest of the season. Ford was 2-for-5 from the floor against the Golden Eagles for a career-high four points.

Ford tied his career high with four points against Alaska-Fairbanks in the Husker Team Classic. Despite missing his only field goal attempt from the floor, Ford hit all four of his free throw attempts and finished the season 4-of-5 from the charity stripe. He also had one of his four rebounds during the season against the Nanooks.

Junior College (Neosho County CC)

Ford was a third-team all-conference selection at Neosho Community College in Chanute, Kan., which competes in the Kansas Jayhawk Community College Conference, a league that is regarded as one of the nation's best in the junior college ranks. A native of Macon, Ga., Ford averaged 10.4 points and 3.3 rebounds, while adding three assists per game for Neosho County. He also shot better than 40 percent (73-of-181)

from three-point range for Coach Jeff Guiot, a guard who played for Kansas in 1983 and 1984.


During Ford's two seasons at Neosho County CC, he helped his teams to a combined 53-13 record, a conference title in 1999 and a share of the league title his last season. Ford's twin brother and teammate, Shedrick, was a first-team all-conference pick and signed a letter-of-intent to play at Illinois State. Another of Kedrick's Neosho teammates signed with Arkansas.

High School (Southwest)

Ford attended Southwest High School in Macon, Ga., but did not participate in high school basketball.

Personal

Kedrick is the son of Bessie Jackson. He has two brothers, including his twin, Shedrick, 21, and Artai Jackson, 19, and a sister, Renaire Jackson, 18. He was born Nov. 19, 1978, in Macon, Ga., and is majoring in sociology at Nebraska.



Single-Game Highs

Points	4 (two times, last 12/9/00)
Three-pointers	None
Free Throws	4 (vs. Ala.-Fairbanks, 12/9/00)
Rebounds	1 (four times, last 2/28/01)
Assists	1 (vs. UMKC, 12/8/00)
Steals	1 (vs. Texas Tech, 2/21/01)
Blocked Shots	None

Ford's Career Statistics

Overall	Year	G-GS	FG-FGA	Pct.	3FG-3FGA	Pct.	FT-FTA	Pct.	Reb.-Avg.	TP-Avg.	MP	A	BS	S
	2000-01	13-0	5-16	.313	0-6	.000	4-5	.800	4-0.3	14-1.1	52	1	0	1
Big 12	Year	G-GS	FG-FGA	Pct.	3FG-3FGA	Pct.	FT-FTA	Pct.	Reb.-Avg.	TP-Avg.	MP	A	BS	S
	2000-01	6-0	2-5	.400	0-2	.000	0-0	.000	2-0.3	4-0.7	19	0	0	1



John Robinson II

6-1 ▼ 195 ▼ Senior ▼ Guard
 Channelview, Texas
 Channelview/Univ. of New Mexico

Outlook

After playing the second half of the 2000-01 season with the Huskers, John Robinson II returns for his final year of eligibility on the hardwood. A true point guard, he has the most experience of any Husker returning at the position and will content for extended playing time this season. His ball-handling skills and defensive contributions will play a large part in the Huskers' success this season.

2000-01 (Junior)

After sitting out until the beginning of the second semester because of transfer rules, Robinson came on to provide solid depth in the backcourt for the Huskers. His first game played came in the championship game of the San Juan Shootout against Southern Methodist. In his first year with the Huskers, Robinson played in all 21 contests he was eligible for, but saw only reserve action off the bench. He finished the season with 3.1 points and 1.0 rebounds per game, while adding 37 assists and 12 steals in 13.2 minutes per game.

Robinson hit just 25.4 percent (18-of-71) from the floor, and 20.0 percent (9-of-45) from three-point range during his first season with the Huskers. However, he showed consistency at the free throw line. He hit 80.0 percent (20-of-25) from the charity stripe, including three games where he was a perfect 3-for-3.

Robinson's top offensive effort came on the road against Baylor. He scored 12 points against the Bears on 4-of-9 shooting, while adding two rebounds, two assists and one steal.

His ball-handling improved late in the year, as more than half of his turnovers came in the first seven games. Over his final 12 games, he had 29 assists and only 12 turnovers.

Robinson contributed heavily in a loss at Texas Tech, where he collected nine points with three assists and two steals. Robinson also hit 4-of-5 free throw attempts against the Red Raiders.

Previous College (New Mexico)

Robinson began the 1999-2000 season in the New Mexico program, before enrolling at Nebraska for the second semester. A native of Channelview, Texas, a Houston suburb, Robinson played in 11 games at New Mexico. He averaged 4.1 points per game and hit 41 percent from three-point range in 16.0 minutes per game for the Lobos as a sophomore.

Robinson's last game with the Lobos was a Dec. 21, 1999, win at Arizona. He had a season-high 10 points against UTEP and handed out 22 assists on the season.

Robinson started at point guard and played 34.4 minutes per game for Coach Dave Bliss as a freshman. He was named to the All-WAC Freshman Team, averaging 10.2 points per game.


Robinson scored in double figures 16 times as a freshman, with a career-high 25 points against Arkansas-Pine Bluff. He connected on 35 percent of his three-point attempts and led New Mexico with 162 assists.

In the NCAA Tournament, Robinson scored six points and had four assists in a first-round win against Missouri. He had nine points and six assists in the second round against eventual NCAA champion Connecticut.

High School (Channelview)

Robinson was a top prep recruit out of Channelview High School. He was a four-year starter at point guard and finished as the school's all-time leading scorer with 2,314 points.

As a senior, Robinson averaged 28.2 points, six assists and four steals. He earned all-district honors each year of high school and was his team's most valuable player each of his final three prep seasons. Robinson was a first-team all-state selection by Texas High School Magazine and



the Texas Association of Basketball Coaches.

Personal


John II is the son of John Sr. and Shelia Robinson. He has a one-year-old daughter, Jaydin. Robinson was born March 21, 1980, and is majoring in communication studies at Nebraska.

Single-Game Highs

Points	12 (vs. Baylor, 2/10/01)
Three-pointers	2 (vs. Minnesota, 12/28/00)
Free Throws	4 (vs. Texas Tech, 2/21/01)
Rebounds	2 (seven times, last 3/3/01)
Assists	5 (vs. Oklahoma State, 2/7/01)
Steals	2 (four times, last 2/28/01)
Blocked Shots	None

Robinson's Career Statistics

Overall													
Year	G-GS	FG-FGA	Pct.	3FG-3FGA	Pct.	FT-FTA	Pct.	Reb.-Avg.	TP-Avg.	MP	A	BS	S
2000-01	21-0	18-71	.254	9-45	.200	20-25	.800	20-1.0	65-3.1	278	37	0	12
Big 12													
Year	G-GS	FG-FGA	Pct.	3FG-3FGA	Pct.	FT-FTA	Pct.	Reb.-Avg.	TP-Avg.	MP	A	BS	S
2000-01	16-0	15-54	.278	6-33	.182	17-21	.810	15-0.9	53-3.3	213	33	0	12



Wilson Thomas

0

6-6 ▼ 215 ▼ Junior ▼ Forward
Omaha, Neb.
North

Outlook

Junior forward Wilson Thomas will join the Huskers for the second half of the season, after finishing the 2001 season with the Huskers' nationally ranked football team. This will be the second straight year Thomas has joined the basketball squad in midseason, hitting the hardcourt following Nebraska's 33rd consecutive bowl game.

At this writing midway through the football season, Thomas is one of the team leaders with double-figure receptions after having just one in his first two seasons with the football team.

Thomas will likely be one of the first Huskers off

the bench once he is back into basketball shape, a feat he attained quickly gained last season. His size and athleticism helped him contribute right from the start of his career. With more time in the system, Thomas could again provide valuable depth for the Huskers up front.

2000-01 (Sophomore)

Thomas joined the basketball team for the first time in his career in January, 2001, following the football team's Alamo Bowl victory over No. 17 Northwestern, 66-17. He came on to play in 17 games for the Huskers, averaging 1.8 points and 1.7 rebounds in 195 minutes.

He hit 32.3 percent (10-of-31) from the floor and 68.8 percent (11-of-16) from the free throw line. Solid defensive play helped Thomas record seven steals, and he contributed three assists on the year.

Thomas came off the bench in every contest he played, and quickly gained confidence, once he learned the system. He saw at least 10 minutes of action in 13 of his 17 games played, including a season-high 17 minutes at Texas Tech.

His best performance came when he connected on 3-of-5 shots from the floor for a career-high six points against Kansas State. He also added four rebounds against the Wildcats, including three offensive boards. He had a career-high six rebounds with two points in an overtime victory against Oklahoma State.

1999-2000 (Freshman)

Thomas was not a member of the Husker basketball team during the

season, but redshirted his freshman season with the football team.

High School (North)

Thomas was a four-year letter-winner for coach Terrance Turner at Omaha North High School. He earned All-Nebraska honors from the Omaha World-Herald after averaging 15.9 points and nine rebounds per game as a senior in 1998. Thomas led Omaha North to a 15-5 record in his final season.

Thomas was a multiple-sport standout, as he also earned USA Today honorable mention All-America honors, along with Omaha World-Herald and first-team super-state honors from the Lincoln Journal Star as a defensive lineman in 1997 after recording 90 tackles and 14 sacks as a senior. As a wide receiver, Thomas averaged 15 yards per catch in his final season.


Thomas also lettered three times in track and field. He cleared 6-7 in the high jump, and went 44 feet in the triple jump. He also had a personal best of 23 feet in the long jump.

Personal

Wilson is the son of Darcel Brown and Wilson Thomas Sr. He was born Oct. 21, 1979. Wilson is majoring in business management at Nebraska.


Single-Game Highs

Points	6 (vs. Kansas State, 2/14/01)
Three-pointers	None
Free Throws	3 (three times, last 1/30/01)
Rebounds	6 (vs. Oklahoma State, 2/7/01)
Assists	1 (three times, last 3/8/01)
Steals	1 (seven times, last 3/8/01)
Blocked Shots	None



Thomas' Career Statistics

Overall	G-GS	FG-FGA	Pct.	3FG-3FGA	Pct.	FT-FTA	Pct.	Reb.-Avg.	TP-Avg.	MP	A	BS	S
Year	17-0	10-31	.323	0-2	.000	11-16	.688	29-1.7	31-1.8	195	3	0	7
Big 12													
Year	16-0	10-29	.345	0-2	.000	11-16	.688	26-1.6	31-1.9	183	2	0	6



Adam Bohac

25

6-1 ▼ 180 ▼ Sophomore ▼ Guard
Kimball, Neb.
Kimball

Outlook

Adam Bohac (pronounced Bo-hach) returns for his second year in the program after walking on for the Huskers last season.

Bohac provides depth at the point guard spot. As the smallest guard on the Husker roster, Bohac saw limited action in his first year but will contend for minutes as the 2001-02 season progresses.

2000-01 (Freshman)

Bohac played in five games, coming off the bench to total six minutes on the season. He attempted just one shot on the year, a three-pointer against Big 12 foe Texas A&M.

Bohac had one steal in Nebraska's season opener against Oral Roberts. His season high for minutes played came against Alaska-Fairbanks, as he saw three minutes of action against the Nanooks.

High School (Kimball)

Bohac was a four-year letterman for coach Ken Smith at Kimball High School. As a senior, Bohac averaged 25.8 points per game with six rebounds and six assists per contest.

Following his senior season, Bohac was named to the Class C1 all-state first team, along with being tabbed the conference and region player of the year.

Bohac finished his career as Kimball's second all-time leading scorer, collecting 1,038 career points. In addition, he finished his prep career as the school's leader in career assists (358) and steals (229).


Bohac set the school single-game points record, scoring 40 vs. Gering. His other single-game school records include steals (9 vs. Mitchell) and assists (15 vs. Pine Bluffs).

A standout athlete who also lettered four years in football and track, Bohac was an honor roll member for four straight years and was a member

of the National Honor Society.


Personal

Adam is the son of Kerry Bohac and Shelly Brown. He has a stepfather, Jerry Brown, and three brothers, A.J., Andrew and Taylor. Adam was born Feb. 12, 1982, and is undecided on a major at Nebraska. He chose the Huskers over Drake and Nebraska-Kearney.



Bohac's Career Statistics

Overall Year	G-GS	FG-FGA	Pct.	3FG-3FGA	Pct.	FT-FTA	Pct.	Reb.-Avg.	TP-Avg.	MP	A	BS	S
2000-01	5-0	0-1	.000	0-1	.000	00-00	.000	0-0.0	0-0.0	6	0	0	1
Big 12 Year	G-GS	FG-FGA	Pct.	3FG-3FGA	Pct.	FT-FTA	Pct.	Reb.-Avg.	TP-Avg.	MP	A	BS	S
2000-01	1-0	0-1	.000	0-1	.000	0-0	.000	0-0.0	0-0.0	1	0	0	0



Brian Conklin

20

6-11 ▼ 230 ▼ Sophomore ▼ Forward
Hubbard, Ohio
Hubbard

Outlook

Brian Conklin returns for his second season. Although just a sophomore, Conklin will be looked to as one of the team's leaders in 2001-02.

A versatile big man, Conklin, the Huskers' tallest player at 6-11, has added 20 pounds in the off-season under the Husker Power system. Conklin is also a threat on the outside, showing good consistency from three-point range last year. His solid ball-handling skills allow him to receive or send the ball down low into the post.

Throughout his time in the Huskers' program, Conklin has continued to improve and expects him to take it up another level this year.

2000-01 (Freshman)

Conklin began his career in solid fashion, averaging 4.0 points and 2.8 rebounds while playing in all 30 games for the Huskers. He was one of just four NU players to see action in every contest, starting six games.

Playing a key role off the bench for the Huskers, Conklin averaged 14.6 minutes per contest. His time on the floor increased to 26.8 minutes per game in those he started, while his productivity increased to 6.3 ppg and 6.8 rpg.

Conklin's ability to step outside the arc often frustrated opponents, as he hit 42.6 percent (23-of-54) from three-point range, while hitting 43.1 percent (44-of-102) from the floor overall.

His totals ranked in the top five among freshmen in the Big 12 from three-point range. His 23 three-pointers ranked sixth among freshmen in Husker history, while his 10 blocked shots tied for 12th all-time among NU rookies.

Playing possibly his most complete game of the season, Conklin had eight points, four rebounds, five assists, two blocks and one steal in an overtime victory against Oklahoma State. His totals for assists, blocks and free throws (4) were career highs.

In his third start of the year (against Kansas State), Conklin set a season high for rebounds

with 17, including 14 defensive boards. The total was the most by any Husker during the year, while his 13 rebounds in the first half were just two off the Nebraska record. Conklin added 11 points in the contest, making it the first and only double-double of his career. That was one of five double-figure scoring nights for Conklin on the season.

His rebounding effort came on the heels of setting a career high with 18 points in a loss at Baylor. In that contest, Conklin hit 6-of-8 shots from the floor, including a career-high five three-pointers. The game was one of three during the season in which Conklin hit at least three three-pointers.

Conklin's contributions increased throughout the season, and reached a peak in the final nine games of the year. Over that period, Conklin averaged 10.2 points and 5.0 rebounds while hitting 44.4 percent from three-point range (12-of-27). He also had 17 of his 34 assists for the season with four blocked shots and six steals in the last nine contests.

1999-2000 (Redshirt)

Conklin redshirted his first year in the program.

High School (Hubbard)


Conklin finished his prep career as the most decorated player in Hubbard (Ohio) High School history. He was a two-time all-state and three-time all-county pick. He finished as Hubbard's career leader in scoring (1,180 points), rebounds (835), assists (235) and blocked shots (121).

Conklin averaged 18.1 points, 12.5 rebounds, 4.0 assists and 3.0 blocked shots as a senior for Coach Bernie Tarr, as Hubbard went 18-4. He hit 34 percent from three-point range, after knocking down 39 percent as a junior. Conklin averaged 19 points, 13 rebounds and 3.5 assists as a junior, when he hit 82 percent of his free throw attempts. He did not miss a varsity game in four years of high school, appearing in all 86 contests.

Conklin also lettered three years in baseball. A strong student, Conklin was named to the school's honor roll and received an Award of Merit.

Personal

Brian is the son of Karen and Raymond Conklin. He has one brother, Mark, and one sister, Alison. He was born on Aug. 16, 1980, and is majoring in secondary education. He chose the Huskers over Northwestern, Bowling Green and West Virginia.




Single-Game Highs

Points	18 (vs. Baylor, 2/10/01)
Three-pointers	5 (vs. Baylor, 2/10/01)
Free Throws ..	4 (vs. Oklahoma State, 2/7/01)
Rebounds	17 (vs. Kansas State, 2/14/01)
Assists	5 (vs. Oklahoma State, 2/7/01)
Steals	2 (two times, last 3/8/01)
Blocked Shots	2 (two times, last 2/7/01)

Conklin's Career Statistics

Overall														
Year	G-GS	FG-FGA	Pct.	3FG-3FGA	Pct.	FT-FTA	Pct.	Reb.-Avg.	TP-Avg.	MP	A	BS	S	
2000-01	30-6	44-102	.431	23-54	.426	10-17	.588	84-2.8	121-4.0	439	34	10	11	
Big 12														
Year	G-GS	FG-FGA	Pct.	3FG-3FGA	Pct.	FT-FTA	Pct.	Reb.-Avg.	TP-Avg.	MP	A	BS	S	
2000-01	16-4	26-60	.433	15-33	.455	6-11	.545	51-3.2	73-4.6	237	19	4	5	



Brennon Clemmons 32

6-2 ▼ 185 ▼ Junior-TR ▼ Guard
Indianapolis, Ind.
Northwest/Olney Central CC

Outlook

Brennon Clemmons is a quick, aggressive guard who will likely contend for extensive playing time at point guard in his first season with the Huskers. A talented product from Northwest High School in Indianapolis and Olney Central (Ill.) Community College, Clemmons is a tough-minded player who can score and rebound. He will provide solid defensive pressure for the Huskers and is consistent from the floor on the offensive end of the court.

Junior College (Olney Central CC)

Clemmons played two seasons at Olney Central (Ill.) Community College, where he was the starting point guard.

Clemmons led the team to an 18-12 record as

a sophomore. Olney Central also collected its first Great Rivers Athletic Association title in 18 years, as Clemmons helped the team to a 23-8 mark as a freshman.

Following his sophomore season, Clemmons was tabbed an honorable-mention NJCAA All-American while earning All-Region XXIV accolades as well. Last season, Olney Central nearly made the national JUCO tournament, losing by one point to eventual national champion Wabash Community College in the region XXIV title game. He added 14 points and five rebounds per contest for coach Jim Glash last year.

During his freshman campaign, Clemmons averaged 10.1 points, 6.1 rebounds and 1.5 assists per game. He also added 3.1 steals per contest while hitting 44 percent from the field, including 34 percent (21-of-61) from three-point range. For


his efforts, Clemmons was tabbed to the all-conference team.

High School (Northwest)

Clemmons was a top prep performer at Northwest High School under head coach Otis Curry. He averaged 13 points, 11 rebounds and five steals per game as a senior, and earned all-league and all-city honors following both his junior and senior seasons. He also competed in football during his prep days, earning all-state honors as a defensive back.

Personal

Brennon is the son of Karen and Forrest Clemmons Sr. He has two brothers, Wesley and Forrest Jr. Brennon was born on Jan. 3, 1981, and is majoring in communication studies at Nebraska.



Andrew Drevo 50

6-8 ▼ 250 ▼ Junior-TR ▼ Forward
Lincoln, Neb.
Morningside College/Lincoln Christian

Outlook

Andrew Drevo (pronounced DREE-voe) joins the Huskers after two seasons at Division II Morningside College in Sioux City, Iowa. Drevo, who is originally from Lincoln and played at Lincoln Christian High School, has solid size and shooting ability, but will be forced to sit out this season under NCAA transfer rules.

Drevo's previous playing time on the Division II level should give him some insight into what is expected of him with the Huskers. With a 6-8 frame, Drevo's ability to play inside or step outside the arc will likely provide problems for defenders.

Previous College (Morningside)

Drevo played two years at Division II Morningside College under head coach Jerry

Schmutte. Drevo was a two-time all-conference pick, and an all-region selection as a sophomore.

Last year, Drevo averaged 14 points and eight rebounds per game while leading the team to an 18-13 record. He led the team in rebounding and blocked shots, while also setting the school record for single-season three-point shooting percentage, as he hit 49 percent of his three-point attempts. He was also named the conference player of the week once as a sophomore.

During his freshman campaign, Drevo was tabbed the team's MVP and newcomer of the year. He scored a career-high 34 points against conference champion South Dakota that season.

High School (Lincoln Christian)


Drevo lettered four years at Lincoln Christian

High School under head coach Scott Shepard. After missing his junior campaign with a back injury, Drevo returned to finish his career with 16 points, 11 rebounds and three blocks per game as a senior. He was selected to the all-state first team as a senior, after the Crusaders won the Class C-1 state title in 1999.

Drevo lettered four times in baseball at Lincoln Christian, and lettered twice each in football and track and lettered once in tennis. Drevo was a four-year honor roll student in high school.

Personal

Andrew is the son of David and Angela Drevo. He has one brother, Matthew. He was born March 4, 1981, and is majoring in business administration at Nebraska.



Garth Glissman

34

6-6 ▼ 210 ▼ Freshman ▼ Forward
Lincoln, Neb.
Waverly/New Hampton Prep

Outlook

Garth Glissman joins the Huskers after one season at New Hampton Prep in New Hampton, N.H. Glissman, who was a prep standout at Waverly High School, went to New Hampton for one year after missing nearly all of his senior season of high school on the court with a serious ankle injury.

His shooting and rebounding ability, along with a solid work ethic, will likely help him see playing time early in his career.

Prep School (New Hampton Prep)

Glissman played one season for head coach Jamie Arsenault at New Hampton Prep in New Hampton, N.H. Glissman was the starting forward on the 2001 team that had eight Division I recruits,

including North Carolina's Rashad McCants.

Glissman was named to the all-tournament first team at the prestigious Fork Union Academy tournament, as he scored 27 points against national prep school powerhouse Hargrave Military Academy. He had a season-high 33 points against St. Thomas Moore.

Along with his basketball exploits, Glissman was New Hampton's quarterback on the football team, where he threw for more than 1,000 yards and accounted for 17 touchdowns. For his efforts, Glissman was named the school's athlete of the year in 2001. He also earned all-conference and all-state honors in both football and basketball.

High School (Waverly)


Glissman lettered three seasons under head

coach Daryl Poppe at Waverly High School. However, he played only the last seven games of his senior season because of a preseason ankle injury that required reconstructive surgery.

Glissman averaged 19 points and 10 rebounds as a senior. He had a career-high 33 points, along with 16 rebounds, against Gretna High School as a junior. Glissman also lettered three times in football and four times in track. On the track, he placed third in the state in the triple jump in 2000, and owns a personal best of 44-2 in the event.

Personal

Garth is the son of Blayne and Susan Glissman, both UNL graduates. He has one brother, Taylor. Garth was born March 13, 1982, and has not yet decided on a major at Nebraska.



Dan Heimos

40

6-11 ▼ 230 ▼ Freshman ▼ Center
Waterloo, Ill.
Gibault

Outlook

Dan Heimos (pronounced HIGH-mos) will be asked to contribute down low for the Huskers this season. Though he needs to add strength, Heimos has the longest reach (107.5 inches) of any of the Huskers, which could help him play at a high level at both of the inside positions for the Huskers.

Heimos has good ball-handling skills and runs well for his size. He also has a solid base to work with in the shot-blocking department, as he was one of the top shot blockers in the state of Illinois as a senior. With his experience, Heimos could contend for solid minutes early in his career.

High School (Gibault)

Heimos played his prep ball at Gibault High School under head coach Dennis Rueter. As a

senior, Heimos averaged 14 points, 9.5 rebounds and 4.1 blocked shots per game. He had a career-high 15 blocks in one contest as a senior, and nearly added another double-figure blocks game with nine during the season.

Heimos' outstanding senior season did not go unnoticed. He was named to the 1A all-state team by the coaches, as Gibault finished the year with a 20-9 record, and was selected to the all-state third team by highschoolelite.com.

During his junior campaign, Heimos averaged 14 points, 7.1 rebounds and 3.8 blocked shots per game. The previous year, Heimos' efforts helped Gibault to a state runner-up finish as a sophomore.

Following his junior season, Heimos played for Gateway Basketball in St. Louis during the summer. He averaged 16 points, seven rebounds and five blocks per contest for Gateway playing against

some of the stiffest competition from around the Midwest and the nation.

Personal

Dan is the son of August and Priscilla Heimos. He has one sister, Jenny, and one brother, Ben. Dan was born Oct. 20, 1982. He chose Nebraska over Pittsburgh, Evansville, St. Louis and Southwest Missouri State.



Marques McCarty 33

6-5 ▼ 195 ▼ R-Freshman ▼ Forward
Sugarland, Texas
Stephen F. Austin

Outlook

One of the first high school recruits for coach Barry Collier at Nebraska, Marques (pronounced MAR-cuss) McCarty returns after one full year in the Husker basketball program. McCarty has a good work ethic and used the redshirt season to gain size and strength, as well as speed, in preparation for play in the always-rugged Big 12 Conference.

With the ability to defend well both inside and out, and possessing a solid shooting touch, McCarty may likely see solid playing time this season for the Huskers.

2000-01 (Freshman)

McCarty redshirted his first year and did not see any playing time during the season.

High School (Stephen F. Austin)


A graduate of Stephen F. Austin High School, McCarty averaged 15.1 points, six rebounds, two assists and two blocked shots per game during his senior season under Coach Troy Kite. He had career highs of 30 points and eight blocks during his prep career, and recorded 10 double-doubles as a senior.

Named the district's defensive player of the year following his senior campaign, McCarty also starred for the Texas BlueChip AAU Team. The team played out of Dallas and was coached by Mitch Malone.

Personal

Marques is the son of William and Sondra McCarty, both Grambling State graduates. He

has one sister, Tanya, and one brother Jarrod. Marques was born Oct. 16, 1982, and has not decided on a major at Nebraska.



Jake Muhleisen 12

6-4 ▼ 190 ▼ Freshman ▼ Guard
Lincoln, Neb.
Southeast

Outlook

One of the top recruits in the state of Nebraska, Jake Muhleisen (pronounced MULE-high-sen) is the Huskers' first scholarship recruit from the state in seven years. He is the first recruit to sign with Nebraska since Andy Markowski in 1994.

Muhleisen will be part of a recruiting class that will play a large role in the Huskers' future success. A shooting guard most of his career, Muhleisen will be asked to play both guard spots in college.

His continued improvement in gaining strength and on the defensive end of the court will contribute to significant playing time in his career.

High School (Southeast)

Muhleisen played at Southeast High School in Lincoln, Neb., for coach Jeff Smith. A three-year

letterman, Muhleisen led the Knights to the state tournament his senior season with a 20-2 record and a No. 1 state ranking before Southeast fell in the playoffs.

Muhleisen averaged 16.0 points, 4.5 rebounds, 3.7 assists and 2.5 steals per game as a senior while being tabbed captain of the super-state first team by the Lincoln Journal Star. He was also an all-state selection by the Omaha World-Herald. Muhleisen was selected Nebraska's Mr. Basketball and state player of the year by USA Today.


Following his junior season at Southeast, Muhleisen was a Class A all-state second-team selection after averaging 16.3 points, 3.8 rebounds, 2.5 steals and 3.4 assists per game. Muhleisen also hit 40.3 percent from three-point range that season.

Muhleisen also played football for Southeast,

where he lettered two times. He was named to the academic all-state team following both his junior and senior seasons and was an honor roll student all four years of high school.

Personal

Jake is the son of Dave and Cindy Muhleisen. He has one brother, Adam. Jake was born Nov. 18, 1982, and is majoring in finance at Nebraska.



Bronsen Schliep

15

6-7 ▼ 195 ▼ Freshman ▼ Guard
Fairfield, Neb.
Sandy Creek

Outlook

Bronsen Schliep (pronounced Schleep) is one of three walk-on freshmen from the state of Nebraska joining the Huskers this season (also Andrew Drevo and Garth Glissman). A prep standout at Sandy Creek High School, Schliep will add size to the Huskers' backcourt.

Schliep can play either guard or small forward, and has the potential to be a solid shooter and defender. His versatility will likely provide him an opportunity to contribute early in his career with the Huskers.

High School (Sandy Creek)

Schliep played basketball for head coach Alan Ehlers at Sandy Creek High School, where he lettered two times. As a senior, Schliep averaged

21 points and seven rebounds per game while also adding three assists per contest.

Schliep's play during the season helped him earn first-team all-state honors as a senior. He was also named the Tribland player of the year and to the all-county and all-conference first teams. He had a career-high 35 points against Hebron High School as a senior, with 28 points coming in the second half.


An honor roll student, Schliep was the valedictorian of his high school senior class, graduating with a 4.0 grade-point average. He was also a National Honor Society member and was a finalist for the Wendy's High School Heisman competition for the state of Nebraska.

Personal

Bronsen is the son of Marvin and Raelene

Schliep. He has one sister, Brandy. Bronsen was born Dec. 13, 1982, and is majoring in biological sciences at NU. His father, Marvin, attended UNL and was a member of the yell squad and club rowing team.

Bronsen is a Regents and Peter Kiewit Scholar at Nebraska. He chose to join the Huskers after being recruited by Air Force, Dartmouth, Nebraska-Kearney and Northwest Missouri State.



Corey Simms

21

6-5 ▼ 205 ▼ Freshman ▼ Guard
St. Louis, Mo.
Normandy

Outlook

Corey Simms joins the Huskers after an outstanding prep career. He was considered a top collegiate prospect in metropolitan St. Louis, one of the most competitive basketball in the country.

While providing tremendous size and jumping ability to the backcourt, Simms may find significant playing time in the Huskers lineup during his career.

High School (Normandy)

Playing for Normandy High School under Coach Malcolm Hill, Simms averaged 22 points, 6.6 rebounds, 2.7 assists and 3.1 steals per contest as a senior, earning first-team Class 4A all-state and all-metro accolades. Simms earned St. Louis Suburban North Conference Player-of-the-Year

honors following his junior and senior seasons and was tabbed a second-team All-American by Street and Smith's following his senior campaign.

A strong defender, Simms was third in his conference in blocked shots while leading the Vikings to a 24-3 record during his senior season. He scored a personal-best 42 points in a contest as a senior.


During summer AAU league play, Simms averaged 19 points per game while helping the St. Louis Eagles to an impressive 38-4 record and a third-place finish at the national tournament. Simms was also selected to play in the Missouri Hall of Fame Game and the public vs. private schools league all-star game following his senior season.

Simms was named a scholar-athlete at his high school after lettering four times in basketball and

three times in football and regularly placing Simms on the school honor roll.

Personal

Corey is the son of Latonia and Kenny Dallas. He has one sister, Candice. Corey was born on March 17, 1983, and is undecided on a major at Nebraska. He chose Nebraska over Florida, Minnesota, Missouri, Illinois and Kansas.



John Turek

44

6-9 ▾ 230 ▾ Freshman ▾ Forward/Center
Council Bluffs, Iowa
Abraham Lincoln

Outlook

John Turek was the last player in this year's recruiting class to sign a national-letter-of-intent with the Huskers. He will add needed size for Nebraska and could see playing time at both the power forward and center positions.

He has a good shooting touch and solid shot-blocking ability, something the Huskers will be in need of this season. His athleticism and ability to run the floor should also provide positive results for the Huskers in his career.

High School (Abraham Lincoln)

Turek lettered three times at Abraham Lincoln High School for Coach Bruce Chubick Sr., who is the father of former Husker standout forward Bruce Chubick Jr.

As a senior, Turek averaged 18 points, 12 rebounds, three blocks and two steals per game while helping the team to a 21-1 record and state playoff berth.


Following his senior season, Turek was selected to the all-state and All-Western Iowa first-teams, along with earning all-conference honors. He was also named the city player of the year in 2000-01. Against Sioux City West, Turek turned in his top prep performance, collecting 26 points, 22 rebounds, six blocked shots and three steals.

Turek also lettered twice in golf, placing second in the city tournament as a high school junior. He was an honor roll student all four years, finishing with a 3.8 grade-point average.

Personal

John is the son of John and Luellen Turek. He

has three sisters, Ulette, Rachelle and Elisha, and one brother, Josh. John was born Feb. 19, 1983, and is majoring in business administration at Nebraska. Turek chose Nebraska after being recruited by Central Michigan, Central Florida, Iowa, Old Dominion, Drake and Creighton.



Tony Wilbrand

45

6-10 ▾ 235 ▾ Freshman ▾ Center
Alliance, Neb.
Alliance

Outlook

Tony Wilbrand joins the Huskers as a walk-on for his first collegiate season. At 6-10, 235 pounds, Wilbrand will be one of the biggest Huskers in the paint this year. He could see immediate action in the post for Nebraska, offering size and good shooting ability.

High School (Alliance)

Wilbrand lettered three years at Alliance High School under head coach Rocky Almond. During his career, Wilbrand led Alliance to a Class B state title in 2001 and a state semi-finals berth in 2000. As a senior in 2001, Wilbrand averaged 17 points and 13 rebounds per game. He also averaged four blocked shots per contest while shooting 74 percent from the floor.

For his efforts on the hardwood, Wilbrand was selected to the Omaha World-Herald All-Nebraska team and was named the Western Conference Player-of-the-Year. He also earned first-team all-conference honors as a senior.

Wilbrand recorded a career-high 27 points against Ogallala as a senior and had two triple-doubles in the state tournament last year. His first career triple-double came against South Sioux City, while his other triple-double came against Lincoln Pius X.

Wilbrand also lettered four times in track and field where he threw the discus, and lettered twice in tennis. He was an honor roll student all four years at Alliance High School.

Personal

Tony is the son of Herman and Cathy Wilbrand.

He has three sisters, Joanne, Elizabeth and Theresa, and two brothers, Bill and Charlie. Tony was born on May 27, 1983, and is majoring in computer science at Nebraska. He was recruited to play basketball by Drake, Colorado State and Creighton before choosing to join the Huskers.

Husker Career Stats vs. The Big 12 Conference

vs. Baylor

Player	G-GS	MP	FG-A	.Pct	FT-A	.Pct	Reb.	Avg.	A	S	B	Pts.	Avg.
Conklin	1-0	21	6-8	.750	1-2	.500	4	4.0	0	0	0	18	18.0
Robinson	1-0	24	4-9	.444	3-3	1.000	2	2.0	2	1	0	12	12.0
Cochran	4-2	106	13-32	.406	2-2	1.000	14	3.5	10	1	0	40	10.0
Buckendahl	2-0	7	0-1	.000	0-0	.000	1	0.5	0	0	0	0	0.0
Thomas	1-0	12	1-2	.500	0-0	.000	1	1.0	0	0	0	2	2.0

Three-Point Shooting: Conklin 5-7 (.714); Cochran 12-28 (.428); Robinson 1-4 (.250); Buckendahl 0-1(.000)

vs. Colorado

Player	G-GS	MP	FG-A	.Pct	FT-A	.Pct	Reb.	Avg.	A	S	BS	Pts.	Avg.
Cochran	6-4	156	16-36	.444	2-2	1.000	11	1.8	15	5	9	48	8.0
Robinson	2-0	25	2-6	.333	3-3	1.000	1	0.5	5	3	0	7	3.5
Conklin	2-1	32	2-7	.286	0-0	.000	7	3.5	2	0	1	5	2.5
Thomas	2-0	14	1-1	1.000	0-0	.000	2	1.0	0	0	0	2	1.0
Buckendahl	1-0	2	0-1	.000	0-0	.000	1	1.0	0	0	0	0	0.0
Boeker	1-0	1	0-0	.000	0-0	.000	0	0.0	0	0	0	0	0.0

Three-Point Shooting: Conklin 1-2 (.500); Cochran 14-30 (.467); Robinson 0-4 (.000)

vs. Iowa State

Player	G-GS	MP	FG-A	.Pct	FT-A	.Pct	Reb.	Avg.	A	S	BS	Pts.	Avg.
Cochran	6-3	133	13-41	.317	7-7	1.000	9	1.5	9	5	1	42	7.0
Robinson	2-0	10	1-4	.250	0-0	.000	2	1.0	0	0	0	3	1.5
Thomas	2-0	24	1-5	.200	0-0	.000	3	1.5	0	0	0	0	0.0
Conklin	2-0	27	0-2	.000	0-0	.000	2	1.0	1	1	0	0	0.0
Boeker	1-0	9	0-0	.000	0-0	.000	1	1.0	0	0	0	0	0.0

Three-Point Shooting: Robinson 1-2 (.500); Cochran 6-28 (.214); Conklin 0-1 (.000)

vs. Kansas

Player	G-GS	MP	FG-A	.Pct	FT-A	.Pct	Reb.	Avg.	A	S	BS	Pts.	Avg.
Cochran	7-3	170	26-54	.481	10-10	1.000	18	2.6	19	2	0	85	12.1
Boeker	1-0	8	0-1	.000	2-2	1.000	2	2.0	0	1	0	2	2.0
Robinson	2-0	16	1-6	.166	0-0	.000	0	0.0	3	1	0	3	1.5
Thomas	2-0	22	0-2	.000	0-0	.000	1	0.5	0	1	0	0	0.0
Conklin	2-0	20	0-5	.000	0-2	.000	2	1.0	0	1	0	0	0.0
Buckendahl	1-0	8	0-1	.000	0-0	.000	2	2.0	0	0	0	0	0.0
Ford	1-0	2	0-0	.000	0-0	.000	1	1.0	0	0	0	0	0.0

Three-Point Shooting: Cochran 18-36 (.500); Robinson 1-5 (.200); Conklin 0-3 (.000)

vs. Kansas State

Player	G-GS	MP	FG-A	.Pct	FT-A	.Pct	Reb.	Avg.	A	S	BS	Pts.	Avg.
Conklin	3-2	81	10-23	.435	2-3	.667	22	7.3	6	3	1	30	10.0
Cochran	7-3	152	20-43	.465	3-5	.600	12	1.7	8	5	0	60	8.6
Ford	1-0	8	1-2	.500	0-0	.000	0	0.0	0	0	0	0	2.0
Boeker	2-0	7	1-1	1.000	0-0	.000	0	0.0	0	0	0	2	1.0
Thomas	3-0	31	1-10	.100	0-0	.000	1	0.3	5	1	0	2	0.7

Three-Point Shooting: Cochran 17-39 (.436); Conklin 8-15 (.533); Robinson 0-5 (.000)

vs. Missouri

Player	G-GS	MP	FG-A	.Pct	FT-A	.Pct	Reb.	Avg.	A	S	BS	Pts.	Avg.
Cochran	5-3	100	14-27	.518	2-2	1.000	7	1.4	8	3	0	40	8.0
Conklin	2-0	18	6-9	.667	0-0	.000	5	2.5	0	1	0	15	7.5
Robinson	2-0	18	1-5	.200	3-5	.600	2	1.0	4	0	0	5	2.5
Thomas	2-0	34	2-7	.286	0-1	.000	3	1.5	2	2	0	4	2.0
Ford	1-0	1	0-0	.000	0-0	.000	0	0.0	0	0	0	0	0.0

Three-Point Shooting: Conklin 2-3 (.667); Cochran 10-19 (.526); Robinson 0-3 (.000)

vs. Oklahoma

Player	G-GS	MP	FG-A	.Pct	FT-A	.Pct	Reb.	Avg.	A	S	BS	Pts.	Avg.
Cochran	3-1	61	4-9	.444	6-6	1.000	8	2.7	7	1	0	18	6.0
Robinson	1-0	16	1-4	.250	0-0	.000	1	1.0	2	0	0	3	3.0
Thomas	1-0	11	0-0	.000	3-4	.750	2	2.0	0	0	0	3	3.0
Conklin	1-0	2	0-1	.000	0-0	.000	0	0.0	0	0	0	0	0.0
Buckendahl	1-0	1	0-0	.000	0-0	.000	0	0.0	0	0	0	0	0.0
Ford	1-0	1	0-1	.000	0-0	.000	0	0.0	0	0	0	0	0.0

Three-Point Shooting: Cochran 4-9 (.444); Robinson 1-4 (.250); Ford 0-1 (.000); Conklin 0-1 (.000)

Husker Career Stats vs. The Big 12 Conference

vs. Oklahoma State

Player	G-GS	MP	FG-A	.Pct	FT-A	.Pct	Reb.	Avg.	A	S	BS	Pts.	Avg.
Cochran	3-2	84	9-20	.450	2-4	.500	7	2.3	5	7	0	29	9.7
Conklin	1-1	27	2-7	.286	4-4	1.000	4	4.0	5	1	2	8	8.0
Thomas	1-0	14	1-2	.500	0-0	.000	6	6.0	0	0	0	2	2.0
Robinson	1-0	20	0-3	.000	0-0	.000	1	1.0	5	2	0	0	0.0

Three-Point Shooting: Cochran 9-18 (.500); Robinson 0-2 (.000); Conklin 0-3 (.000)

vs. Texas

Player	G-GS	MP	FG-A	.Pct	FT-A	.Pct	Reb.	Avg.	A	S	BS	Pts.	Avg.
Robinson	1-0	11	1-1	1.000	3-3	1.000	2	2.0	0	0	0	6	6.0
Thomas	1-0	12	0-1	.000	3-4	.750	1	1.0	1	1	0	3	3.0
Cochran	3-1	47	3-9	.333	1-2	.500	7	2.3	5	3	0	8	2.7
Conklin	1-0	9	0-1	.000	0-2	.000	1	1.0	2	0	0	0	0.0

Three-Point Shooting: Robinson 1-1 (1.000); Cochran 1-6 (.166)

vs. Texas A&M

Player	G-GS	MP	FG-A	.Pct	FT-A	.Pct	Reb.	Avg.	A	S	BS	Pts.	Avg.
Cochran	3-1	82	6-23	.261	6-6	1.000	9	3.0	10	5	0	23	7.7
Robinson	1-0	16	1-2	.500	1-1	1.000	1	1.0	4	2	0	3	3.0
Conklin	1-0	15	1-2	.500	0-0	.000	4	4.0	3	0	0	2	2.0
Thomas	1-0	9	1-2	.500	0-0	.000	1	1.0	0	0	0	2	2.0
Buckendahl	2-0	3	1-1	1.000	0-0	.000	1	0.3	1	0	0	3	1.0
Boeker	1-0	3	0-0	.000	0-0	.000	2	2.0	0	0	0	0	0.0
Ford	1-0	2	0-1	.000	0-0	.000	1	1.0	0	0	0	0	0.0
Bohac	1-0	1	0-1	.000	0-0	.000	0	0.0	0	0	0	0	0.0

Three-Point Shooting: Buckendahl 1-1 (1.000); Cochran 5-20 (.250); W. Thomas 0-1 (.000); Bohac 0-1 (.000)

vs. Texas Tech

Player	G-GS	MP	FG-A	.Pct	FT-A	.Pct	Reb.	Avg.	A	S	BS	Pts.	Avg.
Robinson	1-0	24	2-6	.333	4-5	.800	2	2.0	3	2	0	9	9.0
Cochran	4-1	80	8-18	.444	0-1	.000	13	3.3	5	2	0	23	5.8
Conklin	1-0	14	2-3	.667	0-0	.000	4	4.0	2	0	0	5	5.0
Thomas	1-0	17	0-0	.000	2-2	1.000	0	0.0	1	1	0	2	2.0
Ford	1-0	6	1-1	1.000	0-0	.000	0	0.0	0	1	0	2	2.0
Buckendahl	1-0	5	0-0	.000	0-0	.000	1	1.0	0	0	0	0	0.0

Three-Point Shooting: Cochran 7-13 (.538); Conklin 1-2 (.500); Robinson 1-5 (.200)

Current Huskers in the Postseason

Cary Cochran, 1999 (NIT)

Opponent	FG-A	FT-A	Reb.	Ast.	Pts.
UNLV	0-2	0-0	0	1	0
TCU	7-10	2-2	1	4	23
Totals	7-12	2-2	1	5	23
Average	(.583)	(1.000)	0.5	2.5	11.5

Three-Point Shooting: 7-11 (.636)

Husker Career Game-by-Game Stats

Boeker's 2000-01 Game-by-Game (14 games)

Opponent	MP	FG-FGA	Pct.	3FG-Att	Pct.	FT-FTA	Pct.	Reb.	PF	A	TO	BS	ST	Pts.
at Oral Roberts	6	1-1	1.000	0-0	.000	0-0	.000	0	2	0	1	0	0	2
Eastern Illinois	1	0-0	.000	0-0	.000	0-0	.000	1	0	0	0	0	0	0
Winthrop	1	0-0	.000	0-0	.000	0-0	.000	0	0	0	0	0	0	0
UMKC	2	0-1	.000	0-0	.000	0-0	.000	0	0	0	0	0	0	0
Alaska-Fairbanks	10	2-2	1.000	0-0	.000	0-0	.000	2	1	0	0	0	0	4
vs. Miami (Fla.)	5	0-0	.000	0-0	.000	0-0	.000	2	0	0	1	0	0	0
vs. Kent State	4	1-2	.500	0-0	.000	2-2	1.000	0	0	0	0	0	0	4
Murray State	2	1-1	1.000	0-0	.000	0-0	.000	0	0	0	0	0	0	2
at Kansas*	4	0-0	.000	0-0	.000	0-0	.000	0	1	0	0	0	0	0
Kansas State*	5	1-1	1.000	0-0	.000	0-0	.000	0	1	0	1	0	0	2
at Colorado*	1	0-0	.000	0-0	.000	0-0	.000	0	0	0	0	0	0	0
Kansas*	8	0-1	.000	0-0	.000	2-2	1.000	2	1	0	1	0	1	2
Texas A&M*	3	0-0	.000	0-0	.000	0-0	.000	2	0	0	0	0	0	0
at Iowa State*	9	0-0	.000	0-0	.000	0-0	.000	1	1	0	0	0	0	0
vs. Kansas State^	2	0-0	.000	0-0	.000	0-0	.000	0	0	0	0	0	0	0
Totals	63	6-9	.667	0-0	.000	4-4	1.000	10	7	0	4	0	1	16

Buckendahl's 1999-2000 Game-by-Game (14 games)

Opponent	MP	FG-FGA	Pct.	3FG-Att	Pct.	FT-FTA	Pct.	Reb.	PF	A	TO	BS	ST	Pts.
Monmouth	1	0-0	.000	0-0	.000	0-0	.000	0	0	0	0	0	0	0
vs. Arizona	14	0-0	.000	0-0	.000	0-0	.000	1	2	2	0	0	0	0
San Francisco	14	0-1	.000	0-0	.000	0-0	.000	1	0	0	0	0	0	0
Oral Roberts	14	1-2	.500	0-1	.000	0-0	.000	3	2	3	0	0	0	2
Minnesota	8	0-0	.000	0-0	.000	0-0	.000	1	2	1	0	0	0	0
Pacific	7	1-1	1.000	1-1	1.000	0-0	.000	2	1	0	0	0	0	3
at Kansas State*	3	0-0	.000	0-0	.000	0-0	.000	0	1	0	0	0	0	0
Iowa State*	4	0-0	.000	0-0	.000	0-0	.000	2	0	0	0	0	0	0
at Kansas*	8	0-1	.000	0-1	.000	0-0	.000	2	3	0	1	0	0	0
Baylor*	4	0-1	.000	0-1	.000	0-0	.000	1	1	0	1	0	0	0
Missouri*	1	0-0	.000	0-0	.000	0-0	.000	0	0	0	0	0	0	0
at Missouri*	11	0-0	.000	0-0	.000	0-0	.000	2	0	0	0	0	0	0
at Texas A&M*	2	0-0	.000	0-0	.000	0-0	.000	0	0	0	0	0	0	0
vs. Baylor^	3	0-0	.000	0-0	.000	0-0	.000	0	0	0	0	0	0	0
Totals	94	2-6	.333	1-4	.250	0-0	.000	15	12	6	2	0	0	5

Cochran's 1998-99 Game-by-Game (32 games)

Opponent	MP	FG-FGA	Pct.	3FG-Att	Pct.	FT-FTA	Pct.	Reb.	PF	A	TO	BS	ST	Pts.
UNC Greensboro	10	2-2	1.000	2-2	1.000	0-0	.000	0	0	2	0	0	0	6
Villanova	4	0-0	.000	0-0	.000	0-0	.000	1	1	1	2	0	0	0
Washington State	2	0-1	.000	0-0	.000	4-4	1.000	0	0	0	1	0	0	4
Wisconsin	7	0-1	.000	0-1	.000	0-0	.000	0	1	0	2	0	0	0
North Carolina A&T	8	0-1	.000	0-1	.000	2-2	1.000	0	0	2	1	0	0	2
Tulsa	1	0-0	.000	0-0	.000	2-2	1.000	0	0	0	0	0	0	2
Southwest Texas State	12	2-5	.400	1-3	.333	2-2	1.000	1	1	0	0	0	1	7
Colgate	20	4-7	.571	2-5	.400	0-0	.000	4	0	2	1	0	2	10
Creighton	3	0-0	.000	0-0	.000	0-0	.000	0	1	0	1	0	0	0
at Colorado State	4	0-1	.000	0-1	.000	0-0	.000	1	1	0	1	0	0	0
Minnesota	12	2-6	.333	2-6	.333	0-0	.000	2	1	1	1	0	1	6
at San Francisco	7	0-1	.000	0-1	.000	0-0	.000	0	0	0	0	0	0	0
at UMKC	15	1-6	.167	1-5	.200	0-0	.000	3	1	1	0	0	0	3
Texas*	6	1-2	.500	0-1	.000	1-2	.500	0	0	2	1	0	1	3
Kansas State*	14	3-5	.600	2-4	.500	0-1	.000	1	2	1	2	0	0	8
at Baylor*	20	5-7	.714	4-6	.667	0-0	.000	2	3	0	0	0	0	14
at Oklahoma*	16	2-2	1.000	2-2	1.000	6-6	1.000	2	4	1	1	0	0	12
Colorado*	14	2-6	.333	2-5	.400	0-0	.000	0	2	1	1	0	1	6
Kansas*	18	4-7	.571	3-4	.750	2-2	1.000	2	2	2	0	0	0	13
at Iowa State*	17	1-3	.333	0-1	.000	2-2	1.000	1	2	0	2	0	1	4
at Colorado*	21	3-4	.750	2-2	1.000	2-2	1.000	3	3	0	1	0	0	10
Missouri*	16	2-5	.400	0-1	.000	2-2	1.000	1	1	2	1	0	2	6
at Kansas*	20	2-4	.500	1-2	.500	2-2	1.000	5	5	0	0	0	0	7
Iowa State*	20	1-6	.167	0-5	.000	0-0	.000	1	2	1	1	0	1	2
Oklahoma State*	24	1-9	.111	1-7	.143	0-0	.000	3	2	0	2	0	5	3
at Texas Tech*	17	1-5	.200	1-3	.333	0-0	.000	5	3	2	2	0	1	3
at Kansas State*	20	2-6	.333	2-6	.333	0-0	.000	1	5	0	0	0	0	6
Texas A&M*	21	1-7	.143	1-5	.200	0-0	.000	2	1	1	1	0	1	3
Texas Tech*	20	2-6	.333	2-5	.400	0-0	.000	1	2	2	1	0	1	6
Kansas^	17	1-3	.333	1-3	.333	0-0	.000	2	0	1	2	0	0	3
UNLV\$	7	0-2	.000	0-2	.000	0-0	.000	0	0	1	3	0	0	0
TCU\$	23	7-10	.700	7-9	.778	2-2	1.000	1	2	4	0	0	0	23
Totals	436	52-130	.400	39-98	.398	29-31	.935	45	48	30	31	0	18	172-5.4

Cochran's 1999-2000 Game-by-Game (29 games)

Opponent	MP	FG-FGA	Pct.	3FG-Att	Pct.	FT-FTA	Pct.	Reb.	PF	A	TO	BS	ST	Pts.
Eastern Illinois	37	3-9	.333	1-6	.167	0-0	.000	4	0	5	0	0	1	7
vs. Southern Mississippi	25	1-8	.125	1-5	.200	0-0	.000	1	4	0	4	0	3	3
vs. Northwestern	17	0-3	.000	0-3	.000	0-0	.000	2	2	1	1	0	0	0
vs. Rutgers	18	3-7	.429	1-4	.250	0-0	.000	4	2	1	1	0	3	7
Monmouth	24	5-8	.625	4-5	.800	3-5	.600	1	0	0	1	0	0	17
at Creighton	20	2-6	.333	1-5	.200	0-0	.000	0	4	1	0	0	4	5
Pittsburgh	18	1-6	.167	1-4	.250	3-4	.750	1	1	3	2	0	3	6
vs. Arizona	16	2-4	.500	2-3	.667	0-0	.000	2	2	2	2	0	1	6

Husker Career Game-by-Game Stats

Cochran's 1999-2000 Game-by-Game (cont'd)

Opponent	MP	FG-FGA	Pct.	3FG-Att	Pct.	FT-FTA	Pct.	Reb.	PF	A	TO	BS	ST	Pts.
San Francisco	26	3-10	.300	3-9	.333	0-0	.000	4	2	3	4	0	2	9
Oral Roberts	19	1-9	.111	1-7	.143	2-2	1.000	2	2	1	1	0	0	5
Minnesota	25	1-4	.250	1-4	.250	1-2	.500	4	0	7	1	0	0	3
Pacific	19	4-6	.667	3-5	.600	0-0	.000	3	4	1	1	0	0	11
at Kansas State	25	5-7	.714	5-7	.714	2-2	1.000	2	3	0	0	0	0	3
Iowa State*	25	2-6	.333	2-6	.333	0-0	.000	0	5	3	2	0	1	6
at Kansas*	25	5-12	.417	5-12	.417	2-2	1.000	3	2	2	3	0	1	17
Texas Tech*	29	2-2	1.000	2-2	1.000	0-0	.000	5	1	1	2	0	0	6
Baylor*	27	2-4	.500	2-3	.667	2-2	1.000	5	2	8	0	0	0	8
at Texas*	18	1-2	.500	0-1	.000	0-0	.000	2	1	2	3	0	2	2
Kansas State*	23	3-9	.333	3-8	.375	1-2	.500	4	3	2	0	0	0	10
Missouri*	16	3-7	.429	3-7	.429	0-0	.000	0	4	1	3	0	1	9
at Colorado*	34	3-7	.429	3-7	.429	0-0	.000	0	1	2	0	0	2	9
at Iowa State*	25	1-7	.143	0-5	.000	0-0	.000	3	3	1	4	1	2	2
Oklahoma*	26	1-4	.250	1-4	.250	0-0	.000	3	1	4	1	0	1	3
at Oklahoma State*	32	4-7	.571	4-7	.571	0-0	.000	1	2	3	1	0	0	12
Kansas*	28	5-7	.714	4-6	.667	0-0	.000	1	2	7	2	0	1	14
Colorado*	28	3-7	.429	3-5	.600	0-0	.000	6	4	4	2	0	2	9
at Missouri*	34	2-7	.286	1-4	.250	0-0	.000	3	5	4	2	0	0	5
at Texas A&M*	38	1-8	.125	1-8	.125	4-4	1.000	3	4	8	4	0	0	7
vs. Baylor^	35	4-10	.400	4-8	.500	0-0	.000	4	3	1	2	0	1	12
Totals	732	73-193	.378	62-160	.387	20-25	.800	73	69	78	49	1	37	228

Cochran's 2000-01 Game-by-Game (30 games)

Opponent	MP	FG-FGA	Pct.	3FG-Att	Pct.	FT-FTA	Pct.	Reb.	PF	A	TO	BS	ST	Pts.
at Oral Roberts	36	3-8	.375	2-5	.400	0-0	.000	4	5	4	3	0	2	8
Eastern Illinois	35	5-10	.500	2-5	.400	0-1	.000	2	2	6	0	0	3	12
Winthrop	31	3-8	.375	3-7	.429	0-0	.000	7	3	5	2	0	0	9
at Pittsburgh	28	3-7	.429	2-5	.400	0-0	.000	2	4	3	6	0	1	8
UMKC	27	5-12	.417	5-12	.417	0-0	.000	2	4	3	6	0	1	15
Alaska-Fairbanks	25	3-6	.500	3-6	.500	4-4	1.000	4	3	8	0	0	2	13
vs. Miami (Fla.)	13	1-3	.333	0-2	.000	2-2	1.000	2	1	1	4	0	1	4
vs. Iona	14	2-4	.500	2-3	.667	2-2	1.000	2	2	1	1	0	0	8
vs. Kent State	13	2-3	.667	2-3	.667	0-0	.000	2	2	1	2	0	0	6
vs. SMU	11	1-1	1.000	1-1	1.000	2-2	1.000	0	1	0	1	0	0	5
at Minnesota	27	4-10	.400	4-8	.500	0-0	.000	2	3	2	0	0	2	12
Murray State	23	6-10	.600	6-8	.750	2-2	1.000	2	1	1	1	0	3	20
Creighton	25	3-6	.500	2-5	.400	2-2	1.000	2	3	1	3	0	0	10
at Missouri*	28	5-5	1.000	5-5	1.000	0-0	.000	2	2	1	3	0	0	15
Texas*	23	1-5	.200	1-4	.250	0-0	.000	5	5	1	0	0	0	3
at Kansas*	28	5-11	.455	5-8	.625	2-2	1.000	4	2	3	1	0	1	17
Iowa State*	29	4-14	.286	4-11	.364	4-4	1.000	3	2	4	1	0	0	16
Missouri*	6	2-3	.667	1-2	.500	0-0	.000	1	0	0	0	0	0	5
at Oklahoma*	19	1-3	.333	1-3	.333	0-0	.000	3	2	2	0	0	0	3
at Kansas State*	16	1-3	.333	1-3	.333	0-0	.000	0	3	1	2	0	0	3
Colorado*	27	4-6	.667	3-5	.600	0-0	.000	0	3	5	2	0	0	11
Oklahoma State*	28	4-4	1.000	4-4	1.000	2-4	.500	3	4	2	3	0	2	14
at Baylor*	24	2-11	.182	2-11	.182	0-0	.000	3	3	1	2	0	0	6
Kansas State*	23	3-5	.600	3-5	.600	0-0	.000	3	2	3	0	0	1	9
at Colorado*	25	1-6	.167	1-6	.167	0-0	.000	2	5	3	1	0	0	3
at Texas Tech*	14	3-5	.600	2-3	.667	0-1	.000	2	2	0	2	0	0	8
Kansas*	34	4-10	.400	4-9	.444	2-2	1.000	1	4	4	0	0	3	14
Texas A&M*	23	4-8	.500	3-7	.429	2-2	1.000	4	2	1	2	0	4	13
at Iowa State*	17	4-5	.800	3-3	1.000	1-1	1.000	1	5	0	1	0	0	12
vs. Kansas State^	31	3-8	.375	1-6	.167	0-0	.000	1	1	1	0	0	1	7
Totals	702	92-200	.460	78-165	.473	27-31	.871	71	78	67	47	0	27	289

Conklin's 2000-01 Game-by-Game (30 games)

Opponent	MP	FG-FGA	Pct.	3FG-Att	Pct.	FT-FTA	Pct.	Reb.	PF	A	TO	BS	ST	Pts.
at Oral Roberts	29	3-6	.500	0-3	.000	0-0	.000	9	2	1	2	1	1	6
Eastern Illinois	15	2-5	.400	0-3	.000	0-0	.000	4	1	2	1	1	2	4
Winthrop	10	0-1	.000	0-0	.000	1-2	.500	1	2	2	2	0	1	1
at Pittsburgh	13	1-3	.333	0-1	.000	0-0	.000	3	1	1	0	1	0	2
UMKC	9	0-0	.000	0-0	.000	0-0	.000	1	0	2	0	0	0	0
Alaska-Fairbanks	11	0-1	.000	0-0	.000	0-0	.000	1	0	0	1	1	0	0
vs. Miami (Fla.)	16	2-2	1.000	2-2	1.000	0-0	.000	2	1	3	1	0	0	6
vs. Iona	20	1-1	1.000	1-1	1.000	2-2	1.000	2	2	0	1	0	0	5
vs. Kent State	15	5-8	.625	1-1	1.000	0-0	.000	2	0	0	1	0	0	11
vs. SMU	6	0-2	.000	0-1	.000	0-0	.000	0	1	1	1	0	0	0
at Minnesota	13	1-2	.500	1-2	.500	0-0	.000	2	0	0	1	0	0	3
Murray State	10	0-2	.000	0-0	.000	0-0	.000	2	1	1	0	2	0	0
Creighton	4	0-1	.000	0-1	.000	0-0	.000	0	0	0	0	0	0	0
at Missouri*	12	4-5	.800	2-3	.667	0-0	.000	4	2	0	1	0	1	10
Texas*	9	0-1	.000	0-0	.000	0-2	.000	1	2	2	1	0	0	0
at Kansas*	7	0-3	.000	0-1	.000	0-2	.000	1	1	0	1	0	0	0
Iowa State*	3	0-0	.000	0-0	.000	0-0	.000	0	0	0	0	0	0	0
Missouri*	6	2-4	.500	1-2	.500	0-0	.000	1	1	0	0	0	0	5
at Oklahoma*	2	0-1	.000	0-1	.000	0-0	.000	0	0	0	0	0	0	0
at Kansas State*	17	3-6	.500	3-5	.600	0-0	.000	1	3	1	2	0	0	9
Colorado*	15	1-3	.333	0-0	.000	0-0	.000	2	0	1	0	0	0	2
Oklahoma State*	27	2-7	.286	0-3	.000	4-4	1.000	4	2	5	4	2	1	8
at Baylor*	21	6-8	.750	5-7	.714	1-2	.500	4	2	0	1	0	0	18

Husker Career Game-by-Game Stats

Conklin's 2000-01 Game-by-Game (cont'd)

Opponent	MP	FG-FGA	Pct.	3FG-Att	Pct.	FT-FTA	Pct.	Reb.	PF	A	TO	BS	ST	Pts.
Kansas State*	33	4-9	.444	2-4	.500	1-1	1.000	17	3	3	1	1	1	11
at Colorado*	17	1-4	.250	1-2	.500	0-0	.000	5	5	1	1	1	0	3
at Texas Tech*	14	2-3	.667	1-2	.500	0-0	.000	4	2	2	0	0	0	5
Kansas*	13	0-2	.000	0-2	.000	0-0	.000	1	1	0	0	0	1	0
Texas A&M*	17	1-2	.500	0-0	.000	0-0	.000	4	0	3	0	0	0	2
at Iowa State*	24	0-2	.000	0-1	.000	0-0	.000	2	3	1	3	0	1	0
vs. Kansas State^	31	3-8	.375	3-6	.500	1-2	.500	4	2	2	1	0	2	10
Totals	439	44-102	.431	23-54	.426	10-17	.588	84	40	34	27	10	11	121

Ford's 2000-01 Game-by-Game (13 games)

Opponent	MP	FG-FGA	Pct.	3FG-Att	Pct.	FT-FTA	Pct.	Reb.	PF	A	TO	BS	ST	Pts.
at Oral Roberts	13	2-5	.400	0-2	.000	0-1	.000	0	0	0	0	0	0	4
Eastern Illinois	5	0-1	.000	0-0	.000	0-0	.000	0	0	0	1	0	0	0
Winthrop	4	1-2	.500	0-0	.000	0-0	.000	1	0	0	1	0	0	2
UMKC	3	0-1	.000	0-1	.000	0-0	.000	0	0	1	1	0	0	0
Alaska-Fairbanks	6	0-1	.000	0-0	.000	4-4	1.000	1	1	0	0	0	0	4
vs. Miami (Fla.)	1	0-1	.000	0-1	.000	0-0	.000	0	1	0	1	0	0	0
vs. Iona	1	0-0	.000	0-0	.000	0-0	.000	0	0	0	0	0	0	0
at Kansas*	2	0-0	.000	0-0	.000	0-0	.000	1	0	0	0	0	0	0
Missouri*	1	0-0	.000	0-0	.000	0-0	.000	0	0	0	0	0	0	0
at Oklahoma*	1	0-1	.000	0-1	.000	0-0	.000	0	0	0	0	0	0	0
Kansas State*	8	1-2	.500	0-0	.000	0-0	.000	0	0	0	0	0	0	2
at Texas Tech*	6	1-1	1.000	0-0	.000	0-0	.000	0	2	0	1	0	1	2
Texas A&M*	2	0-1	.000	0-1	.000	0-0	.000	1	0	0	0	0	0	0
Totals	52	5-16	.313	0-6	.000	4-5	.800	4	4	1	5	0	1	14

Robinson's 2000-01 Game-by-Game (21 games)

Opponent	MP	FG-FGA	Pct.	3FG-Att	Pct.	FT-FTA	Pct.	Reb.	PF	A	TO	BS	ST	Pts.
vs. SMU	19	1-2	.500	1-2	.500	0-0	.000	2	3	2	4	0	0	3
at Minnesota	15	2-8	.250	2-5	.400	1-2	.500	1	2	1	2	0	0	7
Murray State	8	0-3	.000	0-1	.000	2-2	1.000	0	0	0	3	0	0	2
Creighton	15	0-2	.000	0-2	.000	0-0	.000	2	1	1	4	0	0	0
at Missouri*	6	0-1	.000	0-0	.000	0-0	.000	2	1	3	0	0	0	0
Texas*	11	1-1	1.000	1-1	1.000	3-3	1.000	2	1	0	1	0	0	6
at Kansas*	4	0-2	.000	0-2	.000	0-0	.000	0	1	0	1	0	1	0
Iowa State*	1	1-1	1.000	1-1	1.000	0-0	.000	0	0	0	0	0	0	3
Missouri*	12	1-4	.250	0-3	.000	3-5	.600	0	1	1	3	0	0	5
at Oklahoma*	16	1-4	.250	1-4	.250	0-0	.000	1	1	2	1	0	0	3
at Kansas State*	17	1-4	.250	0-1	.000	0-1	.000	1	3	2	0	0	1	2
Colorado*	13	1-5	.200	0-4	.000	0-0	.000	1	0	3	1	0	2	2
Oklahoma State*	20	0-3	.000	0-2	.000	0-0	.000	1	2	5	2	0	2	0
at Baylor*	24	4-9	.444	1-4	.250	3-3	1.000	2	2	2	1	0	1	12
Kansas State*	16	0-4	.000	0-2	.000	0-0	.000	0	1	3	2	0	0	0
at Colorado*	12	1-1	1.000	0-0	.000	3-3	1.000	0	2	2	1	0	1	5
at Texas Tech*	24	2-6	.333	1-5	.200	4-5	.800	2	1	3	1	0	2	9
Kansas*	12	1-4	.250	1-3	.333	0-0	.000	0	0	3	1	0	0	3
Texas A&M*	16	1-2	.500	0-0	.000	1-1	1.000	1	1	4	0	0	2	3
at Iowa State*	9	0-3	.000	0-1	.000	0-0	.000	2	3	0	1	0	0	0
vs. Kansas State^	8	0-2	.000	0-2	.000	0-0	.000	0	1	0	0	0	0	0
Totals	278	18-71	.254	9-45	.200	20-25	.800	20	27	37	29	0	12	65

Thomas' 2000-01 Game-by-Game (17 games)

Opponent	MP	FG-FGA	Pct.	3FG-Att	Pct.	FT-FTA	Pct.	Reb.	PF	A	TO	BS	ST	Pts.
at Missouri*	15	1-3	.333	0-1	.000	0-0	.000	2	3	0	0	0	1	2
Texas*	12	0-1	.000	0-0	.000	3-4	.750	1	2	1	2	0	1	3
at Kansas*	14	0-1	.000	0-0	.000	0-0	.000	0	1	0	3	0	1	0
Iowa State*	13	0-4	.000	0-0	.000	0-0	.000	2	1	0	0	0	1	0
Missouri*	13	1-4	.250	0-0	.000	1-1	.000	1	1	0	0	0	1	2
at Oklahoma*	11	0-0	.000	0-0	.000	3-4	.750	2	1	0	0	0	0	3
at Kansas State*	9	0-2	.000	0-0	.000	3-4	.750	2	2	0	0	0	0	3
Colorado*	3	0-0	.000	0-0	.000	0-0	.000	1	0	0	0	0	0	0
Oklahoma State*	15	1-2	.500	0-0	.000	0-0	.000	6	2	0	0	0	0	2
at Baylor*	12	1-2	.500	0-0	.000	0-0	.000	1	1	0	3	0	0	2
Kansas State*	10	3-5	.600	0-0	.000	0-1	.000	4	1	0	1	0	0	6
at Colorado*	11	1-1	1.000	0-0	.000	0-0	.000	2	0	0	1	0	0	2
at Texas Tech*	17	0-0	.000	0-0	.000	2-2	1.000	0	3	1	0	0	1	2
Kansas*	8	0-1	.000	0-0	.000	0-0	.000	1	1	0	1	0	0	0
Texas A&M*	9	1-2	.500	0-1	.000	0-0	.000	1	1	0	1	0	0	2
at Iowa State*	11	1-1	1.000	0-0	.000	0-0	.000	1	1	0	1	0	0	2
vs. Kansas State^	12	0-2	.000	0-0	.000	0-0	.000	3	0	1	0	0	1	0
Totals	195	10-31	.323	0-2	.000	11-16	.688	29	22	3	13	0	7	31

*Big 12 game
 ^Big 12 Tournament game
 SNIT

Compliance Guidelines for NU Boosters

The University of Nebraska Athletic Department takes great pride in abiding by the National Collegiate Athletic Association (NCAA) and the Big 12 Conference rules and guidelines that govern Division I competition. For the benefit of the many alumni, fans and booster club members who are so active in supporting and assisting the Huskers throughout the year, we would like to remind everyone of a few definitions and rules that apply to all athletic representatives and boosters.

NCAA Principles

Institutional Control

It is the responsibility of the University of Nebraska to control its intercollegiate athletic program in compliance with the rules and regulations of the NCAA.

Responsibility

The University of Nebraska's responsibility for the conduct of its program includes responsibility for the actions of its staff members and for the actions of any other individual, booster or organization engaged in activities promoting the athletic interests of the institution.

Compliance

The University of Nebraska must monitor its program to assure compliance and to identify and report to the NCAA instances in which compliance has not been achieved. An institution found to have violated NCAA rules is subject to disciplinary and corrective actions as determined by the NCAA.

NCAA Definitions

Athletic Representative/Booster

You are considered to be a University of Nebraska athletic representative if you:

- ▼ Are a present or past member of a University of Nebraska booster club or agency that promotes the Huskers' intercollegiate athletic program;
- ▼ Have made financial contributions to the athletic department or to an athletic booster organization of the University of Nebraska;
- ▼ Are, or have been, providing benefits (e.g., summer jobs, meals etc.) to enrolled student-athletes, their family members or friends;
- ▼ Are, or have been involved in any manner of promoting the University of Nebraska intercollegiate athletic program.

Please note: Once an individual is identified as an athletic representative, that person retains that identity indefinitely. The University of Nebraska is ultimately responsible for the acts of all "representatives of athletic interests" in relation to NCAA rules and regulations.

Prospective Student-Athlete

A prospective student-athlete is a student who has started classes for the ninth grade or above, including students in prep schools and junior colleges as well as students who have officially withdrawn from a four-year institution and plan to transfer to another institution. In addition, a student who has not started classes for the ninth grade becomes a prospective student-athlete if the institution or a booster provides the individual or the individual's relatives or friends with any financial assistance or benefits that the institution does not provide to prospective students in general. A good rule of thumb is to treat ALL STUDENTS as prospects.

Student-Athlete

A student-athlete is a student whose enrollment was solicited by a member of the athletic staff or other representative of athletic interests with a view toward the student's ultimate participation in the intercollegiate athletic program.

Contact

A contact is any face-to-face encounter between a prospect, or the prospect's parent or legal guardian, and an institutional staff member or athletic representative during which any dialogue occurs.

Recruiting

Recruiting is any solicitation of a prospect or a prospect's family member (or guardian) by an institutional staff member or by athletic representative of the institution, for the purpose of securing the prospect's enrollment and ultimate participation in the institution's intercollegiate athletic program.

Guidelines and Reminders for Boosters

- ▼ A booster may not contact the prospect, prospect's coach, principal or counselor in an attempt to evaluate or recruit the prospect.
- ▼ A booster may not expend funds to entertain or provide transportation for a prospective student-athlete, family members or friends.
- ▼ A booster may not become directly or indirectly involved in making arrangements for a prospect, or the prospect's relative or friends to receive money or financial aid of any kind.
- ▼ A booster may not contact a prospective student-athlete through letter writing, telephone calling or other forms of communication.

However, here are a few ways that a Husker Booster may be involved:

- ▼ Do discuss summer employment opportunities with a prospect after he/she has signed a National Letter of Intent with the University of Nebraska.
- ▼ Do attend high school athletic events without contacting prospective student-athletes.
- ▼ Do continue existing friendships with families and friends of prospective student-athletes.
- ▼ Do send recommendation letters, newspaper clipping or similar information about prospective student-athletes to Husker coaches.

Extra Benefit Guidelines and Reminders for Boosters

Extra Benefit

An extra benefit is any special arrangement by an institutional employee or an athletic representative, providing a student-athlete or the student-athlete's relative or friend a benefit not expressly authorized by NCAA legislation.

Boosters may not provide any special arrangement considered to be an extra benefit by NCAA definition. Examples of extra benefits include but are not limited to:

- ▼ Providing cash or loans of any amount;
- ▼ Signing or co-signing for a loan or other forms of financial assistance;
- ▼ Providing the use of a telephone to make local or long distance calls;
- ▼ Transporting a student-athlete or providing the use of a vehicle;
- ▼ Providing free or reduced rent housing;
- ▼ Giving gifts of any kind (i.e. birthday, Christmas, Valentine's Day);
- ▼ Promising a student-athlete postgraduate education or employment;
- ▼ Offering free services (i.e. clothing, airline tickets, laundry, car repair, haircuts, restaurant meals);
- ▼ Providing payment to a student-athlete for a booster club speaking engagement;
- ▼ Providing employment for relatives or friends.

Here are a few ways that a Husker booster may help:

- ▼ Do invite a student-athlete to participate in non-profit, charitable or educational events.
- ▼ Do invite a student-athlete into your home for an occasional meal.
- ▼ Do contact the NU Athletic Compliance Office for approval prior to a student-athlete engaging in outside speaking or promotional activities.
- ▼ Do pay a student-athlete the commensurate rate for actual and legitimate employment.

For further information regarding NCAA Guidelines for Athletic Representatives, please contact the Athletic Compliance Office at (402) 472-2042 or 1-(800) 927-7220. Inquiries may be faxed to (402) 472-4609 or emailed to compliance@huskers.unl.edu. Also, you can contact the compliance office through mail at: Athletic Compliance Office, 300 West Stadium, P.O. Box 880219, Lincoln, NE, 68588-0219.

Putting the Student in Student-Athlete

Over the last few years, the NCAA and its member colleges and universities have worked hard to emphasize the student in the term student-athlete. Academic standards and rules have been developed and changed to ensure that student-athletes can excel in the classroom as they do in their sports. The result of these reforms has been that student-athletes are more likely than ever before to succeed in the collegiate environment.

The CHAMPS/Life Skills program was developed by the NCAA to help prepare student-athletes for the challenges of life beyond the playing field. The focus of the program is on commitments viewed as critical to personal growth: academic excellence, personal development, service and career development. In addition, NCAA schools work hard to offer further academic support programs to help student-athletes prosper. These programs offer access to study facilities and tutors as well as monitor student-athlete progress.

One result of these programs is that NCAA Division I student-athletes have been consistently graduating at a rate higher than the rest of the student body. For the class entering college in 1990, 56 percent of the overall student body at NCAA Division I institutions graduated, while Division I student-athletes graduated at a rate of 58 percent. The rate does not include student-athletes who transfer to and graduate from another institution.

Minimum academic requirements that student-athletes must meet to play sports as freshmen in college are one reason for the higher graduation rates. In 1982, a group of college presidents, sponsored by the American Council on Education, proposed a set of minimum academic standards to determine freshman athletics eligibility. The first set of standards was implemented in 1986. They required that freshmen graduate high school with a minimum grade-point average of 2.000 in 11 core academic courses and a minimum standardized test score of 700 on the SAT or 15 on the ACT to be eligible to play sports and receive an athletics scholarship.

Five years ago, the number of required core academic courses was raised to 13

and in 1996, a grade-point average and test-score sliding index went into effect for Division I. This scale allows student-athletes with higher grades to qualify with lower test scores and vice versa.

Wanna Play? Know the Rules

Any high-school student who is interested in playing sports at the NCAA Division I or II level should learn about the standards as early as possible. In addition, high-school student-athletes should talk to their guidance counselors and coaches to learn more.

High-school students can also call the NCAA's Eligibility Hotline, 800/638-3731. This number features recordings with information on a number of freshman eligibility topics, including accommodations for students with learning disabilities. Students can also order a free copy of the "Guide for the College-Bound Student-Athlete" by calling the hotline and following the prompts. Information about the recruiting process and about initial-eligibility requirements is available online at NCAA Online (www.ncaa.org).

The NCAA's Initial-Eligibility Clearinghouse ensures that student-athletes have met the academic requirements and certifies their eligibility to play sports as freshmen. High-school student-athletes aspiring to play Division I or II athletics


should register with the clearinghouse after completing their junior year.

Clearinghouse information and registration forms are available from high-school guidance counselors; from the NCAA Eligibility Hotline (800/638-3731) or from the NCAA Clearinghouse, P.O. Box 4044, Iowa City, IA 52243-4044, telephone 319/337-1492. The clearinghouse keeps registered student-athletes informed about the qualifications they have and have not met concerning freshmen eligibility.

Once student-athletes are enrolled in college, there are more academic standards to be met. Student-athletes must show continuing progress toward a degree each year, including a minimum number of credits passed. From the junior year on, these standards place great emphasis on progress made toward a specific degree program and ensure that student-athletes don't accumulate large numbers of credits that won't help them earn a specific degree.


The NCAA also has established various scholarship and grant programs to encourage student-athletes to pursue their undergraduate and postgraduate degrees. The Degree-Completion Grant program assists those who have exhausted their eligibility for institutional financial aid. There are also Women's and Ethnic Minority Enhancement programs and several postgraduate scholarship opportunities.

The end result? Student-athletes are now more likely than ever to enter their collegiate programs prepared and ready to succeed athletically and academically. ■



NEBRASKA BASKETBALL

COACHES





Barry Collier

Head Coach ▼ Second Year
14-16 in one year at NU
210-148 overall in 12 years

Barry Collier is entering his second season in charge of the Husker program in 2001-02. Collier, who guided Butler University for more than a decade prior to coming to Lincoln, was named the 25th head coach in Nebraska men's basketball history on April 5, 2000.

In his first year at the helm, Collier helped create a healthy atmosphere in the Nebraska locker room, one that stressed a 'team first' motto. That mindset provides what Collier believes will be a foundation for winning teams for many years to come.

Collier brought a new attitude to the Huskers, instilling a sense of pride and discipline in the program from Day One. The principles of success — discipline, fire, learning, team, leadership — which he strives for each team to attain, are the keys to the Huskers' future.

The Huskers' 2001 record of 14-16 was not only an improvement by three games over the previous season, but the effect on the team's attitude was a success, as vast improvements throughout the program were easily seen. In just one season, the Huskers had allowed nearly five points per game less to opponents than the previous year, including allowing 16 fewer points per game on the road. NU also considerably improved its field-goal shooting percentage, finishing among the top 15 in the nation by hitting 48.7 percent from the floor.

Teaching a fiery brand of defense was not

new to Collier, who honed his coaching and teaching skills at Butler for 11 seasons. Collier left as the winningest coach in Butler history, turning the Bulldog program into a solid national contender.

Collier's desire to stress defense as the key to winning games was music to at least one Husker's ears last year. Senior guard Cookie Belcher, who entered Collier's first year as Nebraska's all-time leader in steals, continued his stellar play on the defensive end of the court and finished his career ranked third in NCAA history with 353 steals. His total was nearly 100 more than second place (257 by Erick Strickland from 1993 to 1996) on the Nebraska charts.

Belcher was not the only player in Collier's first season to set a Nebraska career or single-season record, nor was he the only Husker named to an All-Big 12 team.

Along with Belcher, Collier's guidance helped junior guard Cary Cochran tie the Nebraska single-season record for three-pointers, as he drained 78 on the season and moved into a tie for third place on the career list. Cochran also set a single-season mark for three-point field-goal percentage by hitting at a 47.3 clip (78-of-165), nearly two full percentage points higher than the previous record. Cochran's percentage also ranked second in the Big 12 Conference and third in the nation.

Stressing the need for playing within the

system, Collier and his staff helped three players earn postseason recognition in 2000-01. Both Belcher and senior forward Kimani Ffriend were named to the Big 12 All-Defense team, while Belcher was a second-team all-conference selection by both the Coaches and Associated Press. Ffriend was a third-team pick by the AP, while he and senior forward Steffon Bradford were honorable-mention all-league selections by the coaches.

The Huskers' competition during Collier's first season at Nebraska was among the stiffest in the country, as Nebraska's strength of schedule was rated among the national top 10 nearly all year long. That tough slate helped Nebraska see how far it still needed to go to reach postseason play, and just how far it had come in such a short time. When all was said and done, NU held its own with an 8-10 record against teams that made the 2001 NCAA Tournament or NIT field.

Postseason play is nothing new to Collier, who came to Nebraska after spending 11 years as head coach at Butler. He guided the Bulldogs to a 196-132 record during his tenure. The 47-year-old Collier coached his alma mater to nine winning seasons in 11 years, including each of his final seven seasons. Before Collier's arrival at the Indianapolis school, Butler had posted just three winning seasons in the previous 15 years.

Butler posted five 20-win seasons under Collier, including 22 or more wins in each of his

Collier Year-by-Year

At Butler

Season	Record	Pct.	Conf. Record	Pct.	Conf. Finish	Postseason
1989-1990	6-22	.214	2-12	.143	8th	
1990-1991	18-11	.621	10-4	.714	2nd	NIT — First round, lost to Wyoming, 63-61
1991-1992	21-10	.677	7-3	.700	tie, 2nd	NIT — First round, lost to Purdue, 82-56
1992-1993	11-17	.393	5-9	.357	tie, 5th	
1993-1994	16-13	.552	6-4	.600	tie, 2nd	
1994-1995	15-12	.556	8-7	.533	5th	
1995-1996	19-8	.704	12-4	.750	2nd	
1996-1997	23-10	.697	12-4	.750	1st	NCAA — First round, lost to Cincinnati, 86-69
1997-1998	22-11	.667	8-6	.571	3rd	NCAA — First round, lost to New Mexico, 79-62
1998-1999	22-10	.688	11-3	.786	2nd	NIT — Third round, defeated Bradley, 51-50; defeated Old Dominion, 75-62; lost to Clemson, 89-69
1999-2000	23-8	.742	12-2	.857	1st	NCAA — First round, lost to Florida, 69-68 (OT)

At Nebraska

2000-2001	14-16	.467	7-9	.438	7th	
-----------	-------	------	-----	------	-----	--

Head Coaching Career

Totals	210-148	.587	100-67	.599	2 MCC Titles	3 NIT, 3 NCAA
--------	---------	------	--------	------	--------------	---------------

last four seasons. The Bulldogs had just two 20-win campaigns in their first 91 seasons of intercollegiate basketball before his arrival. In his last four years at Butler, Collier's teams compiled a 90-39 (.698) overall record and made four consecutive postseason appearances, a Butler school record.

The Bulldogs reached the NCAA Tournament in 1997, 1998 and 2000, after not reaching the national tournament in the previous 35 seasons. In the first round of the 2000 East Regional, Butler took eventual national runner-up Florida to overtime before losing, 69-68, on a buzzer-beater. The loss to Florida ended Butler's school-record 15-game winning streak.

The Bulldogs finished the 1999-2000 campaign with a 23-8 overall mark. The 23 victories tied the school record for wins set three years earlier under Collier, and ranked as Butler's second-highest single-season winning percentage since the 1961-62 campaign.

In addition to three NCAA appearances, Butler also reached the National Invitation Tournament three times under Collier, most recently in 1999, when the Bulldogs advanced to the third round before falling to Clemson. Collier also led Butler to NIT appearances in 1991 and 1992.

Collier made Butler competitive on the national level, while making the Bulldogs a dominant force in the Midwestern Collegiate Conference. The Bulldogs won two MCC regular-season titles under Collier (1997 and 2000). In 1999-2000, Butler was 12-2 in league play, including victories in its final 11 conference games. Over his final five seasons, the Bulldogs posted a 55-19 (.743) league record. Collier's teams finished either first or second in the MCC in seven of his last 10 seasons, while his teams also won MCC Tournament titles in 1997, 1998 and 2000, the only three MCC tournament championships in school history.

His outstanding conference record did not go unnoticed. Collier was named Midwestern Collegiate Conference Coach of the Year four times, including 1991, 1997, 1999 and 2000.


Collier's hard work helped Butler earn the reputation as one of the nation's most disciplined teams. His teams were stingy on the defensive end every year and well-schooled on offense. In 1999-2000, Butler limited its opponents to 55.7 points per game and held 11 foes to 50 points or fewer. On offense, the Bulldogs connected on better than 47 percent of its shots from the floor, nearly 38 percent from three-point range and committed fewer than 13 turnovers per game.

Collier's athletes earned seven all-conference

awards, including two MCC Player-of-the-Year honors. Three of his players were two-time selections.

The discipline Collier instilled in the Butler program did not end on the court. It carried over to the classroom, where Collier's players excelled on a consistent basis. During his tenure at Butler, all 36 players who completed their senior seasons under Collier earned a college diploma. Collier also coached one GTE/CoSIDA Academic All-American and had one athlete earn a prestigious NCAA postgraduate scholarship.

Collier's teams earned a reputation as the league's toughest defensive force during his stint at Butler, holding opponents to less than 73 points



Head Coach Barry Collier has won more than 200 games in the past 12 years and taken his teams to six postseason tournaments during that span.

Collier at a Glance

Full Name

Barry Scott Collier

Date of Birth

July 16, 1954

Education

Bachelor of Science, Butler, 1976
Master of Science, Indiana State, 1977

Head Coaching Experience

Nebraska, 2000-present (14-16)
Butler, 1989-2000 (196-132)

Assistant Coaching Experience

Rose-Hulman Institute, 1976-77
Seattle Central CC, 1977-78
University of Idaho, 1978-83
University of Oregon, 1983-86
Stanford University, 1986-89

Awards and Honors

Midwestern Collegiate
Conference Coach of the Year
(1991, 1997, 1999, 2000)

Family

Wife, Annette, and sons Casey, 18, Brady, 16, Clay, 14

per game in nine of his 11 seasons. His 1999-2000 squad was the best of his career, holding opponents to 55.7 points per contest. His final seven teams at Butler held opponents to less than 43 percent shooting for the season, including a .386 mark in 1999-2000 and a .391 percentage for the 1996-97 season.

In fact, during Collier's head coaching career, his teams have held opponents to 70 points or less in 217 of his 358 games coached and 60 points or less in 112 games. On the glass, his teams were just as solid. Collier has now directed his teams to a positive rebounding margin for 11 straight seasons overall, including an 8.1 advantage during his 1994-95 season.

Collier prepared for his head coaching career by serving as an assistant coach at five schools in 13 years. He began his coaching career at Rose Hulman Institute, then served in succession as an assistant coach at Seattle Central Community College, the University of Idaho, the University of Oregon and Stanford University.

While Collier was an assistant at Stanford under Mike Montgomery, he helped begin the turnaround of the Cardinal program. He assisted in trips to the 1988 NIT and the 1989 NCAA Tournament, when Stanford won 26 games and finished second in the Pac-10 Conference.

The announcement of Collier as Butler's head coach in the spring of 1989 marked his return to the Indianapolis campus.

Collier first went to Butler as a student-athlete in 1974, following two seasons at Miami Dade South Junior College. The 6-7 Collier played basketball for the Bulldogs for two seasons, leading the team in rebounding twice and finishing second on the team in scoring once.



The Collier Family (left to right): Brady, 16, Annette, Barry, Casey, 18, and Clay, 14, pictured with family dog, Pippen.

He was named a Butler co-captain as a senior and was awarded the team's co-MVP trophy for the 1975-76 campaign. During his senior campaign, Collier averaged 15.2 points and 7.5 rebounds per game and earned first-team all-conference honors in the Indiana Collegiate Conference.

Collier attended Miami Palmetto High School in Miami, Fla., and later received an Associate of

Arts degree from Miami Dade South. He earned a Bachelor of Science degree from Butler in 1976 and a Master of Science degree from Indiana State University in 1977.

Collier and his wife, Annette, have been married since 1975. The couple has three sons, Casey, 18, Brady, 16 and Clay 14.

Collier vs. Opponents

School	Record
Alaska-Fairbanks	1-0
American-Puerto Rico	1-0
Anderson	2-0
Ball State	5-6
Baylor	0-1
Belmont	2-1
Bethune-Cookman	1-0
Bowling Green	0-2
Bradley	2-1
Cal State-Fullerton	1-1
Cal State-Northridge	1-0
Cincinnati	0-2
Clemson	0-1
Cleveland State	8-3
Creighton	0-1
Colgate	1-0
Colorado	1-1
Dayton	5-3
DePauw	2-0
Detroit Mercy	13-12
Duquesne	1-1
Eastern Illinois	1-1
Evansville	6-11
Florida	0-1
Florida International	2-0
Florida State	1-1
Georgia State	2-0
Hanover	1-0
Holy Cross	0-1
Idaho State	1-0
Illinois-Chicago	12-5
Illinois State	2-2

Indiana	1-4
Indiana State	8-4
Indiana Wesleyan	1-0
Iona	1-0
Iowa	0-1
Iowa State	0-2
IUPUI	3-0
Jacksonville	2-0
James Madison	2-1
Kansas	0-2
Kansas State	2-1
Kent State	1-0
LaSalle	5-2
Loyola	21-5
Marquette	2-2
Marshall	2-0
Maryland-Eastern Shore	1-0
Mercer	2-2
Miami (Fla.)	1-0
Miami (Ohio)	1-0
Minnesota	0-1
Missouri	1-1
Missouri-Kansas City	0-1
Montana State	0-1
Mount St. Mary's	1-0
Murray State	0-1
Nevada	2-0
New Mexico	0-1
North Carolina	0-2
Northeastern Illinois	4-2
Notre Dame	5-1
Oklahoma	1-1
Oklahoma State	1-0

Old Dominion	1-0
Oral Roberts	0-1
Pacific	1-0
Penn State	1-1
Pittsburgh	0-1
Portland	4-0
Santa Clara	0-1
Southern Methodist	1-0
St. Francis (N.Y.)	1-0
St. Louis	2-2
St. Peter's	0-1
Stanford	0-1
Southern Utah	0-2
Southwest Missouri State	1-1
Tennessee-Martin	0-1
Texas	1-0
Texas A&M	1-0
Texas Christian	1-0
Texas Tech	0-1
Tulane	1-0
UNC-Charlotte	1-2
UNC-Wilmington	0-1
Valparaiso	4-1
Villanova	0-1
Western Illinois	1-2
Western Kentucky	2-2
Winthrop	1-0
Wisconsin	1-1
Wisconsin-Green Bay	11-6
Wisconsin-Milwaukee	14-0
Wright State	9-4
Wyoming	0-1
Xavier	2-13

A Conversation with Barry Collier

When opposing coaches and fans are watching your teams, what qualities do you want them to see?

When one thinks of a great college basketball game, the first thing that comes to mind is intensity. Starting with the action on the floor and extending into the stands, everyone wants to see great passion. Secondly, an aggressive, attacking mentality is absolutely paramount. Our team should exude discipline, fire, togetherness and toughness. Finally, unselfish play speaks volumes for a "team first" attitude.

How do you view yourself as a coach?

My first responsibility is to the players and their total development. We are seeking to provide an environment which encourages growth in four major areas: mentally, physically, socially and spiritually. Developing a winning attitude will lead to success in every phase. Out on the floor, we know each player brings a different set of skills and strengths to the team and we must put him in a position to take advantage of those skills and strengths.

What are your thoughts about the Big 12 Conference?

The depth of nationally competitive teams in the Big 12, makes the conference a great challenge and opportunity for players and coaches. With an incredible tradition of athletic excellence and "second to none" facilities, the Big 12 is destined for continued dominance.

Why should a prospective student-athlete choose to attend Nebraska?

The No. 1 reason to come to Nebraska is the people. That includes the students, professors, fans, alumni and support staff. This is really a terrific place. As a coaching staff, we always talk about three things an athlete should look for – academics, athletics and the social settings.

Academically, this is an outstanding university. Athletically, it's one of the top athletic programs in the nation with tremendous support and facilities. The people are warm, hospitable and genuine.

What are some of the qualities you look for in a prospective student-athlete?

We are really looking for someone that appreciates all of those things I just mentioned – the superb academics, outstanding athletic accomplishments and the amazing people. We are looking for a driven competitive student-athlete, a person that those things appeal to, because he wants a good education and is committed to succeeding. He is also driven to be the best he can be across the board, academically, athletically and as a person.

After spending 11 years at Butler, what made you decide to come to Nebraska?

The opportunity to be at a place with great academics, and to compete at the highest level of collegiate athletics was a professional challenge that was too great to turn down. I was drawn by the opportunities for Nebraska's athletes as students and by the opportunity to compete for a national championship. Nebraska's fan support, facilities and performance support make all of that possible.

What is your vision for the future of Nebraska basketball?

We want to see Nebraska basketball consistently compete among the elite programs of college basketball, and when you do that you're competing for conference and national championships. We already have some great examples of that in our athletic department.

What do you think of Nebraska's fans?

In 25 years of college coaching, I've never seen such broad support for an athletic program. Husker fans are proud, devoted, supportive...nuts! I love it and I've become one of them.

You've earned a reputation as an outstanding defensive coach. Will that be a major key to your team's success every season?

We know that we have to play good half-court defense, but we believe that's true of any team. Our system lends itself to success. The key is consistent effort.


What goals have you and your team set for the 2001-02 season?

We're trying to win a Big 12 championship and that won't ever change. There are 11 other schools trying to do the same thing, so the goal of our team is to develop a winning attitude, and I think once we do that, the result will be wins. That's how you win games, that's how you win championships. We're really trying to encourage that development of a winning atmosphere.

What is your evaluation of this year's schedule?

We have schedule that we like ahead of us. We'll play nine games against teams that were in last year's NCAA Tournament. The Big 12 Conference is one of the nation's toughest basketball conferences and, because of that, everybody on our schedule has the potential to beat us. That's why attitude is so critical in the ability to prepare for an opponent.

The highlight of the season is the Big 12 schedule, so we will build toward that, just as we will do every year. That is definitely the focus of the season. It will be a tremendous challenge and will be a matter of preparation.



With a proven track record behind him, Head Coach Barry Collier looks to take the Huskers back to postseason action.



Dave Campbell

**Assistant Coach
Second Year**

Returning for his second season as an assistant coach on Barry Collier's staff, Dave Campbell is a veteran of the coaching fraternity and holds a wealth of knowledge and experience about the game. Campbell joined the NU staff last season and worked with the post players. He also played a large role in Nebraska's recruiting process, including off-campus recruiting and evaluations.

Campbell joined the Husker staff after 13 seasons as the head coach and athletic director at Western Nebraska Community College in Scottsbluff, Neb., where he compiled a 353-105 record. Overall, "Soupy" Campbell has 25 seasons of head coaching experience. He also served as the head coach for seven seasons at New Mexico Military Institute, three years at the College of Southern Idaho and two seasons at the University of Pittsburgh at Johnstown.

Campbell has a proven coaching record and extensive recruiting experience for the Huskers.

Campbell at a Glance

Full Name

David Louis Campbell

Date of Birth

Nov. 29, 1940

Education

A.B., Catawba College, 1966

M.S., Appalachian State, 1977

Head Coaching Experience

Western Nebraska CC, 1988-2000

New Mexico Military Institute, 1985-87;
1976-80

College of Southern Idaho, 1981-83

Pittsburgh-Johnston, 1973-75

Assistant Coaching Experience

Nebraska, 2000-present

Clemson, 1984

Tulane, 1972

Duke, 1968-71

Awards and Honors

NABC Junior College Coach of the Year,
1995

Eight Regional/District IX Coach of the Year
Awards (Western Nebraska CC)

Two-time Region 18 Coach of the Year
(at Southern Idaho)

NAIA District 18 Coach of the Year, 1975
Pittsburgh Press College Coach of the Year,
1975

Family

Wife, Nancy; and sons, Cory, 26, Jason, 23,
and Bryan, 20; and goddaughter, Teela, 9


Campbell, who sports an all-time record of 585-236 as a head coach, developed Western Nebraska into one of the top programs in the junior college ranks. His 13 Cougar teams all won 21 or more games, including four seasons with 30-plus victories. Campbell's top team at Western Nebraska was his 1994-95 squad, which posted a 36-4 overall record and finished third in the NJCAA national tournament. That team included Bernard Garner, who played two seasons at Nebraska, and Bobby Jackson, who was part of Minnesota's 1997 NCAA Final Four team.

Campbell's coaching efforts in the 1994-95 season were recognized as he was named the National Association of Basketball Coaches Junior College Coach of the Year, along with Region and District IX coach-of-the-year honors. In all, Campbell earned eight regional or district coach-of-the-year awards at Western Nebraska. His teams won seven Region IX titles and had four top-eight finishes at the national tournament.


Before his tenure at Western Nebraska, Campbell served two stints as the head coach at the New Mexico Military Institute in Roswell, N.M. He first served as head coach at the school for four seasons from 1976 to 1980, then returned for three years from 1984 to 1987. Overall, Campbell posted a 130-85 record at New Mexico Military Institute, while the school was just 25-97 in the four seasons in between his two coaching stints.

Campbell left the New Mexico Military Institute in 1980 for the head coaching job at the College of Southern Idaho, where he put together an 80-19 record in three seasons. At Southern Idaho, Campbell was named Region 18 Coach of the Year twice and his teams played in two national tournaments. After three seasons at Southern Idaho, Campbell was an assistant coach for one season (1983-84) at Clemson University under coach Bill Foster. In addition to his year at Clemson, Campbell also has Division I assistant coaching experience at Duke and Tulane.

Campbell's first head coaching job was at the University of Pittsburgh at Johnstown from 1973 to 1975. In two seasons, he guided the school to a 22-27 record and in 1975 he was named the NAIA District 18 Coach of the Year and the *Pittsburgh Press* College Coach of the Year.



Campbell earned a bachelor's degree in physical education from Catawba College in 1966 and received a master's degree from Appalachian State University in 1977. Dave and his wife, Nancy, have been married for 32 years and have three sons, Cory, 26, Jason, 23, and Bryan, 20. The couple also has a nine-year-old godchild, Teela.



The Campbell family (front row): Teela, 9, Dave and Nancy. (Back row) Cory, 26, Jason, 23, and Bryan, 20.



Reggie Rankin

**Assistant Coach
Second Year**

Reggie Rankin, a veteran collegiate assistant coach, returns for his second year as a member of Barry Collier's staff.

On the floor in practice and during games, Rankin is responsible for the development of the guards. Rankin also plays a prominent role in the recruiting process, as he travels off campus evaluate and contact recruits during the allowed NCAA recruiting periods.

Overall, Rankin has eight seasons of Division I coaching experience before joining the Huskers. Collier said he was impressed by Rankin's all-around coaching success and welcomed his presence on the bench and the recruiting trail.

"Reggie's Division I experience has helped him develop a strong coaching background and at the same time has led to multiple successes in recruiting," Collier said.

Rankin came to Nebraska after three seasons on the staff at the University of Georgia. With UGA, Rankin helped guide the Bulldogs to berths in the 1998 and 1999 NITs, reaching the Final Four of the tournament in 1998. Georgia finished the year with a 20-15 record. Rankin's coaching played a major role in the development of Georgia forward Jumaine Jones. Jones was drafted by Philadelphia 76ers and played in the 2001 NBA Finals before recently being traded to the Cleveland Cavaliers.

As Georgia's administrative assistant, Rankin handled a wide variety of day-to-day duties, game and practice scheduling, travel arrangements, academic supervision and was also the director of Coach Harrick's Basketball Camp. In his first two seasons in Athens, he


was one of the Bulldogs' chief recruiters and on-court coaches.

Before joining the Georgia staff, Rankin had successive one-year assistant coaching stints at four different schools. During the 1996-97 campaign he was an assistant at his alma mater, Ohio University, and the Bobcats finished that season with a 17-10 record.

Previously, Rankin worked for single seasons at Wyoming (1995-96), Boston University (1994-95) and started in the collegiate coaching ranks in 1993-94 at Bowling Green State University under head coach Jim Larranaga. During his time at Bowling Green, Rankin played a large part in the development of point guard Antonio Daniels, who is now with the NBA's San Antonio Spurs.

Rankin, a native of Columbus, Ohio, was a standout guard at Linden McKinley High School, where he twice earned All-Ohio honors and was nominated to the McDonald's All-America team in 1985. He played his collegiate basketball at Ohio, where he was a four-year letterman for the Bobcats from 1987 to 1990 and was twice an All-Mid-American Conference Academic Team selection.

Rankin earned a bachelor's degree in physical education from Ohio University in 1989 and earned his master's a year later in 1990. In both his undergraduate and graduate work at Ohio, Rankin's studies were concentrated in athletic administration. Rankin and his wife, Monica, have been married for seven years and have two daughters, Alexis, 4, and Alexandria, who will celebrate her third birthday this February.



Rankin at a Glance

Full Name

Reginald Vernon Rankin

Date of Birth

Oct. 25, 1966

Education


B.S., Ohio University, 1989
M.S., Ohio University, 1990

Assistant Coaching Experience

Nebraska, 2000-present
Georgia, 1997-2000
Ohio University, 1997
Wyoming, 1996
Boston University, 1995
Bowling Green State, 1994

Family

Wife, Monica; and daughters, Alexis, 4, and Alexandria, 2



The Rankin family (left to right): Reggie, Monica, Alexandria, 2, and Alexis, 4.



Kevin Mouton

Assistant Coach
Second Year

Kevin Mouton begins his second season as an assistant coach under Barry Collier at Nebraska. However, it is not the first time he has served under Collier, after spending two seasons as an assistant on the Butler staff early in his collegiate coaching career.

At Nebraska, Mouton will assist with all aspects of on-the-floor coaching and will help with the Huskers' on-campus recruiting. He will also work closely with the Nebraska Basketball Camps during the summer, and is a liaison between the academic services department and the coaching staff at Nebraska.

Mouton served on Collier's Butler University staff for two seasons from 1994 to 1995. That previous contact, along with Mouton's excellent coaching track record made him an excellent addition to the NU program, according to Collier.

"Kevin is a bright young coach who I have known for nearly 15 years," Collier said. "He brings a great deal of enthusiasm to the Nebraska program and his coaching and recruiting talents fit well with the rest of our staff."

Mouton came to Nebraska after one season at Saint Mary's College of California, where he was responsible for coaching the Gael guards. He also assisted in all phases of the recruiting process for the Gaels, handled duties scouting many of Saint Mary's opponents and monitored the academic progress of the Gael basketball players.

Before his season at Saint Mary's, Mouton served for three seasons as an assistant coach and recruiting coordinator at the University of

New Hampshire. Working with the guards, Mouton coached three straight America East All-Rookie Team selections and helped in signing the 15th-ranked recruiting class in the East.


Mouton began his coaching career in 1990 as an assistant coach at Logan (Calif.) High School, his alma mater. After three years at the school, he received his start in collegiate coaching at Colorado School of the Mines, where he served as an assistant coach for one season, during the 1992-93 campaign.

Mouton then joined Collier on the Butler University staff for two seasons. He helped Collier and the Bulldogs to 31 wins in the two-year period, which included a second-place MCC finish in his first year. Mouton then moved on to Eastern Illinois for one season in 1995-96 before taking the job at New Hampshire.

Mouton graduated from Logan High School and earned prep all-state and adidas All-America honors. He was recruited to the University of Oregon by Collier, who was then an assistant coach on the Ducks' staff. After one season in Eugene, Mouton transferred to Jamestown Community College in Jamestown, N.Y., where he was the team captain and MVP in 1986-87.

Mouton then went on to the University of San Francisco for the 1988 and 1989 seasons, where he was a two-year starter and team captain for the Dons. During his career, Mouton earned the team's Most Inspirational Player award. He graduated from San Francisco in 1989 with a bachelor's degree in sociology.

Mouton and his wife, Jacquie, have a son, Adrian, 9, and a daughter, Whitney, 4.



Mouton at a Glance

Full Name

Kevin Mouton

Date of Birth

March 8, 1966

Education


B.A., San Francisco, 1989

Assistant Coaching Experience

Nebraska, 2000-present
St. Mary's (Calif.), 1999-2000
New Hampshire, 1997-99
Eastern Illinois, 1995-96
Butler, 1994-95
Colorado School of Mines, 1993-94
Castlemont (Calif.) HS, 1992-93
Logan (Calif.) HS, 1990-92

Family

Wife, Jacquie; son, Adrian, 9; and daughter, Whitney, 4



Mouton family (left to right): Jacquie, Whitney, 4, Kevin and Adrian, 9.



Mike Broughton

Director of Basketball Operations
Second Year

Mike Broughton is in his second year as Director of Basketball Operations for the Huskers. Broughton joined the Huskers in July, 2000, after an illustrious high school coaching career in the state of Indiana that spanned more than two decades.

With the Huskers, Broughton handles a variety of duties, including team travel arrangements, scheduling, equipment procurement and budgeting. Broughton also serves as color commentator on home and away Husker basketball radio broadcasts.

Broughton came to Nebraska after spending 10 seasons as the head coach at Jeffersonville High School in Indiana. During the decade of the 1990s, Broughton led Jeffersonville to a 210-40 record (.840 winning percentage), which was the best win-loss record in the state of Indiana during that span. He also piloted Jeffersonville to the 1993 Indiana State Basketball Championship and a final No. 10 national ranking by USA Today.

He coached Jeffersonville to a No. 21 final national ranking in 1992, and guided his team to

four Indiana Final Fours, five regional titles and seven sectional championships. Broughton was the Hoosier Basketball Coaches Association Coach of the Year in 1987 and 1990, and the Indiana Sportswriters and Sportscasters Association Coach of the Year in 1993. Adding to his credentials, Broughton was named coach of the 1996 Indiana high School All-Star game.

During his tenure at Jeffersonville, his teams were ranked every week in the AP top 20 or Class 4A top 10 from December 1990 to January 1998. One of the nation's top high school coaches, Broughton had a career record of 350-145 (.710).

Before coaching at Jeffersonville, Broughton was head coach at Castle High School (1984-90), Rushville High School (1981-84) and Hebron High School (1979-81), all in the state of Indiana. The 46-year-old Broughton also taught high school math, including geometry and advanced algebra, during his coaching stints.

At Castle High School, Broughton led his teams to a combined 81-55 record, winning sectional championships in 1987 and 1990. The program had not posted a winning season in the 13 years prior to his arrival.

Broughton posted a 29-37 record in three seasons at Rushville High School. He led his team to the school's first winning record in 10 years and compiled a 25-game home winning streak from 1983 to 1984.

In his head coaching debut at Hebron High School, Broughton went 30-13 from 1979 to 1981, winning one conference tournament championship in the process.

Broughton played both basketball and baseball at Indiana Wesleyan University, graduating with a bachelor's degree in 1977. He was a three-time all-conference selection on the diamond at the Marion, Ind., school. He earned a master's degree in secondary school administration from Indiana State University in 1982.

A native of Hebron, Ind., Broughton is married to the former Patricia Clark. The couple has three children, Joshua, 23, Michelle, 21, and Kristi, 18.

Broughton at a Glance

Full Name

Michael Eugene Broughton

Date of Birth

June 29, 1955

Education

B.S., Indiana Wesleyan, 1977

M.S., Indiana State, 1982

Head Coaching Experience

Jeffersonville (Ind.) HS, 1990-2000

Castle (Ind.) HS, 1984-90

Rushville (Ind.) HS, 1981-84

Hebron (Ind.) HS, 1979-81

Awards and Honors

1993 Indiana Sportswriters and Sportscasters Coach of the Year

1993 Indiana State Championship


Hoosier Hills Conference Coach of the Year, 1991, 1993, 1996, 1999, 2000

HBCA Coach of the Year, 1987, 1990

Porter County Coach of the Year, 1980

Wife

Patricia; son Joshua, 23; and daughters, Michelle, 21, Kristi, 18



The Broughton family (left to right) Patricia, Kristi, 18, and Mike. Not pictured: Joshua, 23, and Michelle, 21.

Husker Basketball Support Staff



Mike Gooding
Men's Basketball Trainer,
ATC, C.S.C.S.

Mike Gooding is in his seventh season with the Nebraska athletic department as an assistant athletic trainer, and his seventh year as the men's basketball trainer.

Gooding received his master's degree in exercise science and physical education from Arizona State in 1995. During the summers of 1997 and 1998, Gooding traveled throughout Europe as the head basketball trainer for the International Association for the Advancement of Athletes.

He received his bachelor's degree in kinesiology and graduated with the highest of honors from the University of Illinois in 1993. He graduated from Sheldon (Ill.) High School. Mike is married to the former Kara Schertzer.



Chad Wade
Bob Devaney Sports Center
Strength Coach, C.S.C.S.

Chad Wade enters his second year as the head strength coach at the Bob Devaney Sports Center, his fifth year as the women's basketball strength coach and his sixth year with the Nebraska Athletic Performance Team.

Wade's primary responsibility is to improve athletic performance through strength and conditioning. He oversees both weight rooms at the Devaney Center and works directly with the Husker men's and women's basketball teams, as well as the Nebraska swimming and diving team.

Wade, originally from Weeping Water, Neb., joined the Nebraska Performance Team after earning a bachelor's degree in sports management from Nebraska Wesleyan. He is a certified strength and conditioning specialist (C.S.C.S.).

After earning varsity letters in football at Nebraska Wesleyan, Wade served as a student intern in the strength program for Plainsmen football, and men's and women's basketball.



Jerry Trickie
Assistant Sports Information
Director/Basketball

Jerry Trickie is in his first year as assistant sports information director in the Nebraska Sports Information Office. Trickie handles all publicity for the Huskers' men's basketball team, and serves as the Husker gameday program editor during the football season.

Prior to joining the Huskers, Trickie spent three years as assistant media relations director and one year as associate director at East Carolina University. During his tenure at ECU, Trickie was responsible for all publicity associated with the nationally ranked baseball team, as well as the volleyball and swimming and diving programs. His 1998-99 swimming and diving media guide was ranked in the top 10 nationally by CoSIDA.

A native of Rockford, Ill., Trickie earned his bachelor's degree from Augustana (Ill.) College in 1993.



Ellen Shutts
Coach Collier's Secretary

Ellen Shutts is in her 15th year as the men's basketball office secretary, and her 22nd at the University of Nebraska. Before moving into the men's basketball office, Shutts was a secretary for UNL Student Union's Food Department.

Shutts and her husband, Rob, are the parents of a daughter, Erin, 20, a junior at the University of Tulsa, and a son, Ryan, 18, a freshman at Nebraska.



Joe Barnhart
Manager



Thompson Hermann
Manager



Steve Hinerman
Head Video
Manager



Jessica Lauby
Office Assistant



Matt Mast
Video Assistant



Brandon Meier
HuskerVision



Eric Muff
Computer Services



Aaron Rager
Manager



Jay Terry
Devaney Center
Equipment Manager





Jaden Uken
Head Manager



Spencer Wall
Manager

NEBRASKA BASKETBALL

OPPONENTS



2001-02 Nebraska Month-by-Month Schedule

November

Sunday	Monday	Tuesday	Wednesday	Thursday	Friday	Saturday
				1	2	3
4	5	6 Nebraska-Kearney, 7:05 p.m.	7	8	9	10
11	12	13 Sports Tours, 7:05 p.m.	14	15	16	17
18	19	20 North Carolina A&T, 7:05 p.m.	21	22	23	24 Winthrop, 7:05 p.m.
25	26	27	28 UT-San Antonio, 7:05 p.m.	29	30	

December

Sunday	Monday	Tuesday	Wednesday	Thursday	Friday	Saturday
						1
2 Wofford, 2:05 p.m.	3	4	5 Western Illinois, 7:05 p.m.	6		8 Oral Roberts, 2:05 p.m.
9	10	11	12 at Creighton, 7:05 p.m.	13	14	15 Sam Houston State, 2:05 p.m.
16	17	18	19	20	21	22 at Minnesota, 1 p.m.
23	24	25	26	27	28	29 at Pacific, 9 p.m.
	30	31				

2001-02 Nebraska Month-by-Month Schedule

January

Sunday	Monday	Tuesday	Wednesday	Thursday	Friday	Saturday
		1	2 Savannah State, 8:05 p.m.	3	4	5 ESPN PLUS at Missouri*, 12:45 p.m.
6	7	8	9 at Kansas*, 7 p.m.	10	11	12 Colorado*, 2:05 p.m.
13	14	15	16 Oklahoma*, 7:05 p.m.	17	18	19 ESPN PLUS at Texas*, 3 p.m.
20	21	22	23 at Oklahoma State*, 7 p.m.	24	25	26 ESPN PLUS Iowa State*, 8 p.m.
27	28	29	30 Texas Tech*, 7:05 p.m.	31		

February

Sunday	Monday	Tuesday	Wednesday	Thursday	Friday	Saturday
					1	2
3	4	5 at Colorado*, 8 p.m.	6	7	8	9 ESPN PLUS Kansas State*, 12:45 p.m.
10	11	12	13 Missouri*, 7:05 p.m.	14	15	16 ESPN PLUS at Iowa State*, 12:45 p.m.
17	18	19	20 at Texas A&M*, 7 p.m.	21	22	23
24 CBS SPORTS Kansas*, 3 p.m.	25	26	27 Baylor*, 7:05 p.m.	28	March 1	March 2 at Kansas State*, 7 p.m.

Thursday-Sunday, March 7-10, Phillips 66 Big 12 Tournament, Kansas City, Mo.

*Big 12 game

North Carolina A&T Aggies

Tuesday, Nov. 20 ▼ 7:05 p.m. ▼ Lincoln, Neb. ▼ Bob Devaney Sports Center



Curtis Hunter
Head Coach



Bruce Jenkins
Senior Forward

General Information

Founded: 1891
Location: Greensboro, N.C.
Enrollment: 7,748
President: Dr. James C. Renick
Director of Athletics: Dr. Alfonso Scandrett Jr.
Nickname: Aggies
Colors: Navy Blue and Gold
Conference: Mid-Eastern Athletic
Home Arena: Corbett Sports Center
Capacity: 6,700

Coaching Staff

Head Coach: Curtis Hunter
Alma Mater: North Carolina, 1987
Career Record: 27-32 in two years
Record at N.C. A&T: 27-32 in two years
Hunter vs. Nebraska: First meeting
Assistant Coaches: Bill Sutton, Adam Chaskin
Basketball Trainer: Angela Aldrich
Basketball Office Phone: 336-334-7689
Best Time to Reach: contact SID

Sports Information

Basketball SID: Kia Mason
Office Phone: 336-334-7141
Office Fax: 336-334-7181
Home Phone: 336-297-9018
E-mail: kiamason@hotmail.com
Press Row Phone: 336-334-7405
SID Mailing Address: 1601 E. Market Street,
Greensboro, NC, 27411

Media Contacts

Beat Writer: Craig T. Greenlee, Greensboro
News-Record
Office Phone: 336-373-7034
Address: Sports Department, P.O. Box 20848,
Greensboro, NC, 27420-0848
Play-by-Play Announcer: Mel Swan
Color Analyst: Billy Covington
Network Office Phone: 336-334-7936
Address: WNAA FM Radio, Price Hall, 1601 East
Market Street, Greensboro, NC, 27411

The Series

Series Record vs. NU: NU leads 1-0
First Meeting: Nov. 28, 1998 (NU, 65-47)
At Lincoln: NU leads 1-0
Win Streak: NU, one game



www.ncat.edu

2000-01 Results (13-17, 8-10)

Nov. 17	at Pittsburgh	L	46-91
Nov. 19	at Duquesne	L	56-82
Nov. 28	at Va. Commonwealth	L	61-81
Dec. 1	vs. Alabama State	L	61-82
Dec. 2	vs. Texas Southern	W	75-57
Dec. 6	at Delaware State*	L	62-64
Dec. 8	Elon	W	69-57
Dec. 30	at Duke	L	73-108
Jan. 6	Florida A&M*	W	73-58
Jan. 8	Bethune-Cookman*	W	68-58
Jan. 14	at N.C. Central*	W	65-59
Jan. 15	at Coppin State*	L	65-71
Jan. 17	at UNC Greensboro	L	65-67
Jan. 20	Hampton*	W	82-80
Jan. 22	Norfolk State*	W	75-72
Jan. 27	UM-Eastern Shore*	W	75-54
Jan. 29	at Howard*	W	75-70
Feb. 1	at South Carolina St.*	L	82-87
Feb. 5	Delaware State*	L	77-78
Feb. 10	at Florida A&M*	L	52-59
Feb. 12	at Bethune-Cookman*	L	56-58
Feb. 17	Morgan State*	L	61-68
Feb. 19	Coppin State*	W	68-65
Feb. 24	at Norfolk State*	W	76-71
Feb. 26	at Hampton*	W	75-86
Feb. 28	at Morgan State*	L	83-87
March 2	South Carolina State*	L	54-58
March 5	vs. Florida A&M%	W	86-70
March 8	vs. Delaware State%	W	83-73
March 9	vs. South Carolina St.%	L	53-57

*MEAC game

%MEAC Tournament

The Aggies

2000-01 Record: 13-17 (8-10 MEAC)
Final 2001 National Ranking: none
2001 Postseason Play: none
Lettermen Returning/Lost: 8/2
Starters Returning/Lost: 3/2
All-Star Candidates: F Bruce Jenkins, G Anthony Debro

Top Returnees

Name	Pos.	Ht.	Wt.	Yr.	Pts.	Reb.
Bruce Jenkins	F	6-6	205	Sr.	14.0	9.9
Anthony Debro	G	6-5	195	Sr.	11.1	4.9

Key Newcomers

Name	Pos.	Ht.	Wt.	Yr.
Tyrone Green	G	5-11	180	Fr.
Adam Heffner	F	6-6	210	Fr.

Key Losses

Name	Pos.	Ht.	Wt.	Pts.	Reb.
J.J. Miller	G	5-11	160	16.1	4.3*
Tarrell Robinson	F	6-6	220	10.7	7.2

*assists per game

2001-02 Schedule

Nov. 16	at Elon
Nov. 18	at Creighton
Nov. 20	at Nebraska
Nov. 29	at Va. Commonwealth
Dec. 1	Howard
Dec. 3	Delaware State*
Dec. 7	American
Dec. 16	at Duke
Dec. 27	at North Carolina
Jan. 5	at Florida A&M*
Jan. 7	at Bethune-Cookman*
Jan. 12	Norfolk State*
Jan. 14	Hampton*
Jan. 16	UNC Greensboro
Jan. 20	North Carolina Central
Jan. 21	at UM-Eastern Shore*
Jan. 26	at Morgan State*
Jan. 28	Coppin State*
Jan. 30	South Carolina State*
Feb. 2	at Howard*
Feb. 4	at Delaware State*
Feb. 9	Florida A&M*
Feb. 11	Bethune-Cookman*
Feb. 16	at Norfolk State*
Feb. 18	at Hampton*
Feb. 23	Maryland-Eastern Shore*
March 2	South Carolina State*
March 4-9	MEAC Tournament


*MEAC game

Winthrop Eagles

Saturday, Nov. 24 ▼ 7:05 p.m. ▼ Lincoln, Neb. ▼ Bob Devaney Sports Center



Gregg Marshall
Head Coach



Greg Lewis
Senior Forward

The Series

Series Record: NU leads 1-0
First Meeting: Nov. 27, 2000 (NU, 65-44)
At Lincoln: NU leads 1-0
Win Streak: NU one game



www.winthrop.edu

General Information

Founded: 1886
Location: Rock Hill, S.C.
Enrollment: 5,800
President: Dr. Anthony DiGiorgio
Director of Athletics: Thomas Hickman
Nickname: Eagles
Colors: Garnet and Gold
Conference: Big South
Home Arena: Winthrop Coliseum
Capacity: 6,100

Coaching Staff

Head Coach: Gregg Marshall
Alma Mater: Randolph-Macon, 1985
Career Record: 60-30 in three years
Record at Winthrop: 60-30 in three years
Marshall vs. Nebraska: 0-1
Assistant Coaches: Barclay Radebaugh, Shaun Golden, Damon Stephenson
Administrative Assistant: Zach Spiker
Basketball Trainer: Jeff Lahr
Basketball Office Phone: 803-323-2121
Best Time to Reach Marshall: 9 a.m.-Noon

Sports Information

Basketball SID: Jack Frost
Office Phone: 803-323-2129, ext. 6245
Office Fax: 803-323-2433
Home Phone: 803-366-9401
E-mail: frostj@winthrop.edu
Press Row Phone: 803-323-2156
SID Mailing Address: Winthrop Coliseum,
Winthrop University, Rock Hill, SC, 29730

Media Contacts

Beat Writer: Dean Seitz, The Herald
Office Phone: 803-327-8516
Address: The Herald, P.O. Box 11707, Rock Hill,
SC, 29730
Play-by-Play Announcer: Mike Cranston
Color Analyst: Al Kyber
Network Office Phone: 704-522-8200
Address: 1515 Mockingbird Lane, Suite 1010
Charlotte, NC, 28209

The Eagles

2000-01 Record: 18-13 (11-3 Big South)
Final 2001 National Ranking: None
2001 Postseason Play: NCAA play-in game
Lettermen Returning/Lost: 9/2
Starters Returning/Lost: 4/1
All-Star Candidates: F Greg Lewis, F Marcus Stewart, G/F Derrick Knox

Top Returnees

Name	Pos.	Ht.	Wt.	Yr.	Pts.	Reb.
Greg Lewis	F	6-6	215	Sr.	7.7	4.8
Marcus Stewart	F	6-6	225	Sr.	12.2	6.7
Derrick Knox	G/F	6-3	185	Sr.	11.5	4.6
Pierre Wooten	G	6-3	160	Jr.	8.5	3.8*

Key Newcomers

Name	Pos.	Ht.	Wt.	Yr.
Sheldon Bailey	F	6-6	220	Fr.
Ivan Jenkins	PG	5-11	160	Fr.

Key Losses

Name	Pos.	Ht.	Wt.	Pts.	Reb.
Roger Toxey	G	6-3	285	8.1	3.3

*assists per game

2000-01 Results (18-13, 11-3)

Nov. 10	at North Carolina	L	61-66
Nov. 11	vs. Arizona State	L	68-76
Nov. 18	Belmont Abbey	W	55-44
Nov. 21	Campbell	W	70-39
Nov. 25	at William & Mary	W	65-54
Nov. 27	at Nebraska	L	44-65
Dec. 3	Georgia Southern	W	73-58
Dec. 5	at Clemson	L	59-69
Dec. 9	Coastal Carolina*	W	66-49
Dec. 16	at Marshall	L	50-73
Dec. 22	at UNC Greensboro	L	63-76
Dec. 28	vs. Cleveland State	L	53-60
Dec. 29	vs. Birmingham-Southern	L	80-87
Jan. 10	Gardner-Webb	W	80-71
Jan. 13	at Elon*	W	64-60
Jan. 17	at High Point*	W	67-56
Jan. 20	Liberty*	W	76-63
Jan. 22	TAMU-Corpus Christi	L	64-67
Jan. 24	at Radford*	L	54-59
Jan. 27	UNC Asheville*	W	67-54
Feb. 1	at Charleston Southern*	L	55-58
Feb. 3	Elon*	W	61-53
Feb. 7	High Point*	W	87-65
Feb. 9	Radford*	W	87-65
Feb. 15	at Liberty*	L	50-57
Feb. 17	Charleston Southern*	W	76-51
Feb. 21	at Coastal Carolina*	W	83-77
Feb. 24	at UNC Asheville*	W	71-58
March 2	vs. Liberty (2OT)^	W	67-62
March 3	vs. Radford (OT)^	W	67-65
March 13	vs. Northwestern St.#	L	67-71

*Big South game; ^Big South tourney game; #NCAA Tournament

2001-02 Schedule

Nov. 16	Lander
Nov. 18	at Ohio State
Nov. 24	at Nebraska
Nov. 27	Birmingham-Southern
Nov. 29	vs. Niagara#
Nov. 30	vs. Hartford or C. Connecticut#
Dec. 15	Marshall
Dec. 18	at Clemson
Dec. 21	Tennessee-Martin+
Dec. 22	South Carolina State or TBA+
Dec. 28	vs. George Mason\$
Jan. 9	at Radford*
Jan. 12	Elon*
Jan. 15	Randolph-Macon
Jan. 19	at Liberty*
Jan. 21	at High Point*
Jan. 24	Charleston Southern*
Jan. 26	at UNC Asheville*
Jan. 29	High Point*
Jan. 31	at Coastal Carolina*
Feb. 4	at Elon*
Feb. 7	at Birmingham-Southern
Feb. 9	Radford*
Feb. 14	Liberty*
Feb. 16	at Charleston Southern*
Feb. 20	Coastal Carolina*
Feb. 23	UNC Asheville*
Feb. 27-	
March 2	Big South Conference Tournament
	#Phoenix Classic in Hartford, Conn.
	+Winthrop Shoot Out
	\$NCAA Basketball Showcase
	*Big South game

Texas-San Antonio Roadrunners

Wednesday, Nov. 28 ▼ 7:05 p.m. ▼ Lincoln, Neb. ▼ Bob Devaney Sports Center



Tim Carter
Head Coach



Devin Brown
Senior Guard

General Information

Founded: 1969
Location: San Antonio, Texas
Enrollment: 18,630
President: Dr. Ricardo Romo
Director of Athletics: Lynn Hickey
Nickname: Roadrunners
Colors: Orange, Navy Blue and White
Conference: Southland
Home Arena: Convocation Center
Capacity: 5,100

Coaching Staff

Head Coach: Tim Carter
Alma Mater: Kansas, 1979
Career Record: 97-97 in seven years
Record at UTSA: 86-81 in six years
Carter vs. Nebraska: First meeting
Assistant Coaches: Owen Miller, Roland Ware, Lloyd Williams
Basketball Trainer: Jerry Greeson
Basketball Office Phone: 210-458-4162
Best Time to Reach: Mon., Wed., Fri., 10-2 p.m.

Sports Information

Basketball SID: Rick Nixon
Office Phone: 210-458-4551
Office Fax: 210-458-4569
Home Phone: 210-829-5247
E-mail: rnixon@utsa.edu
Press Row Phone: 210-458-4566
SID Mailing Address: 6900 NW Loop 1604, San Antonio, TX, 78249

Media Contacts

Beat Writer: Jennifer Bellis, Express News
Office Phone: 210-250-3391
Address: P.O. Box 2171 San Antonio, TX 78297
Play-by-Play Announcer: Rick Nixon
Color Analyst: Martin Whitfield
Network Office Phone: 210-736-9738
Address: 622 North West Interstate Highway 10, San Antonio, TX 78201

The Series

Series Record: NU leads 3-0
First Meeting: Nov. 27, 1993 (NU, 96-85)
Last Meeting: Nov. 29, 1997 (NU, 68-59)
At Lincoln: NU leads 3-0
Win Streak: NU three games
NU High Score: 96 (1993)
UTSA High Score: 85 (1993)
NU Low Score: 68 (1997)
UTSA Low Score: 59 (1997)



www.goutsa.com

2000-01 Results (14-15, 12-8)

Nov. 18	at Kansas State	L	55-71
Nov. 21	at Illinois-Chicago	L	75-91
Nov. 25	St. Mary's	W	61-55
Nov. 28	at Texas	L	51-70
Dec. 2	TCU	L	80-91
Dec. 7	Texas-Arlington*	W	75-64
Dec. 9	Stephen F. Austin*	W	71-61
Dec. 17	at Illinois State	L	87-95
Dec. 28	at McNeese State*	W	70-66
Jan. 3	at Oklahoma State	L	63-88
Jan. 6	at Nicholls State*	L	59-67
Jan. 8	at SE Louisiana*	L	45-54
Jan. 13	Sam Houston State*	L	81-84
Jan. 15	Lamar*	W	96-65
Jan. 20	at Northwestern State*	W	81-74
Jan. 22	at Louisiana-Monroe*	W	76-62
Jan. 27	SW Texas State*	W	77-69
Feb. 3	McNeese State*	L	79-89
Feb. 10	at Texas-Arlington*	L	77-86
Feb. 12	at Stephen F. Austin*	W	65-59
Feb. 15	Northwestern State*	W	84-74
Feb. 17	Louisiana-Monroe* (OT)	L	104-107
Feb. 19	at SW Texas State* (OT)	W	90-85
Feb. 24	at Lamar*	L	75-81
Feb. 27	at Sam Houston State*	L	77-87
Feb. 29	Nicholls State*	W	73-66
March 3	SE Louisiana*	W	74-66
March 6	SW Texas State*	W	71-69
March 9	vs. Northwestern State#	L	73-86

*Southland Conference game
#Southland Tournament

The Roadrunners

2000-01 Record: 14-15 (12-8 Southland)
Final 2001 National Ranking: none
2001 Postseason Play: none
Lettermen Returning/Lost: 8/3
Starters Returning/Lost: 4/1
All-Star Candidates: G Devin Brown, F McEverett Powers, G Jon Havens

Top Returnees

Name	Pos.	Ht.	Wt.	Yr.	Pts.	Reb.
McEverett Powers	G	6-5	205	Sr.	19.9	7.6
R. Minnieweather	F	6-8	220	Sr.	10.0	6.8
Jon Havens	F	6-3	205	Sr.	9.0	5.9
Jon Havens	G	6-2	195	Jr.	9.3	3.2

Key Newcomers

Name	Pos.	Ht.	Wt.	Yr.
Keary Brownlee	G	6-0	185	Jr.
David President	G	6-1	185	Fr.
Raymond Briggs	F	6-7	210	Jr.

Key Losses

Name	Pos.	Ht.	Wt.	Pts.	Reb.
Mahcoe Parker	C	6-8	240	7.0	4.8

2001-02 Schedule

Nov. 16	vs. Maine+
Nov. 17	vs. FIU or St. Peter's+
Nov. 28	at Nebraska
Dec. 1	Illinois State
Dec. 7	vs. Idaho State^
Dec. 8	vs. SW Missouri or Southern^
Dec. 15	at TCU
Dec. 20	Lamar*
Dec. 22	Sam Houston State*
Dec. 29	at McNeese State*
Jan. 3	SE Louisiana*
Jan. 5	Nicholls State*
Jan. 10	McNeese State*
Jan. 17	at Louisiana-Monroe*
Jan. 19	at Northwestern State*
Jan. 24	Texas-Arlington*
Jan. 26	Stephen F. Austin*
Jan. 31	at Lamar*
Feb. 2	at Sam Houston State*
Feb. 4	at Texas-Arlington*
Feb. 8	Louisiana-Monroe*
Feb. 10	Northwestern State*
Feb. 16	SW Texas State*
Feb. 21	at Nicholls State*
Feb. 23	at SE Louisiana*
Feb. 26	at Stephen F. Austin*
March 2	at SW Texas State*
March 5-9	at Southland Tournament

+Florida International Tournament
^Southwest Missouri State Tournament
*Southland Conference game

Wofford Terriers

Sunday, Dec. 2 ▼ 2:05 p.m. ▼ Lincoln, Neb. ▼ Bob Devaney Sports Center



Richard Johnson
Head Coach



Mike Lenzly
Junior Guard

General Information

Founded: 1854
Location: Spartanburg, S.C.
Enrollment: 1,100
President: Dr. Benjamin B. Dunlap
Director of Athletics: Dr. David S. Wood
Nickname: Terriers
Colors: Old Gold and Black
Conference: Southern
Home Arena: Benjamin Johnson Arena
Capacity: 3,500

Coaching Staff

Head Coach: Richard Johnson
Alma Mater: The Citadel, 1976
Career Record: 225-212 in 16 years
Record at WC: 225-212 in 16 years
Johnson vs. Nebraska: First meeting
Assistant Coaches: Mike Young, Bob Johnson, Alex Peavey
Basketball Dir. of Operations: Thad Lepcio
Basketball Trainer: Barry Parsons
Basketball Office Phone: 864-597-4100
Best Time to Reach: 10 a.m.-Noon, M-F

Sports Information

Basketball SID: Mark Cohen
Office Phone: 864-597-4093
Office Fax: 864-597-4129
Home Phone: 864-591-0981
E-mail: cohenm@wofford.edu
Press Row Phone: 864-597-4487
SID Mailing Address: Wofford College, 429 North Church Street, Spartanburg, S.C. 29303

Media Contacts

Beat Writer: Todd Shanesy, The Herald-Journal
Office Phone: 864-582-4511
Address: Spartanburg Herald-Journal, P.O. Box 1657, Spartanburg, SC, 29304
Play-by-Play Announcer: Mark Hauser
Color Analyst: Thom Henson
Network Office Phone: 864-271-9200
Address: 501 Rutherford Street, Greenville, SC, 29609

The Series

Series Record vs. NU: First meeting



www.wofford.edu/athletics

2000-01 Results (12-16, 7-9)

Nov. 17	at Georgia Tech	L	49-92
Nov. 21	at South Carolina	L	48-74
Nov. 25	Guilford	W	68-50
Nov. 27	Toccoa Falls	W	108-56
Nov. 29	William & Mary	W	67-63
Dec. 2	at Boston College	L	57-71
Dec. 7	at Alabama	L	64-68
Dec. 9	Emmanuel	W	105-68
Dec. 16	at Clemson	L	74-78
Dec. 18	Bryan	W	95-81
Dec. 21	at Vanderbilt	L	53-75
Jan. 2	at Georgia Southern*	W	82-74
Jan. 6	Furman*	L	62-70
Jan. 8	College of Charleston*	L	55-56
Jan. 13	at Chattanooga*	L	64-71
Jan. 15	The Citadel*	W	79-58
Jan. 20	at College of Charleston*	L	62-64
Jan. 22	at UNC Greensboro*	L	56-80
Jan. 27	at Furman*	W	77-70
Jan. 29	Georgia Southern*	L	60-65
Feb. 5	Davidson*	W	83-73
Feb. 10	at VMI*	L	60-68
Feb. 13	Chattanooga*	W	105-69
Feb. 17	Appalachian State*	W	86-65
Feb. 19	at Western Carolina*	W	90-76
Feb. 24	East Tennessee State*	L	65-66
March 1	vs. Davidson	L	57-60

*Southern Conference game

The Terriers

2000-01 Record: 12-16 (7-9 in Southern)
Final 2001 National Ranking: none
2001 Postseason Play: none
Lettermen Returning/Lost: 5/3
Starters Returning/Lost: 3/2
All-Star Candidates: G Lee Nixon, G Mike Lenzly

Top Returnees

Name	Pos.	Ht.	Wt.	Yr.	Pts.	Reb.
Lee Nixon	G	6-4	175	Jr.	10.1	2.2
Mike Lenzly	G	6-3	170	Jr.	9.6	4.1
Kenny Hastie	C	6-8	235	Sr.	5.9	5.7
Grant Sterley	F	6-7	230	Jr.	4.9	3.5

Key Newcomers

Name	Pos.	Ht.	Wt.	Yr.
Sam Daniels	F	6-9	215	Fr.
Jeff Tarr	F	6-7	205	Fr.
Adrien Borders	G	6-0	170	Fr.
Justin Stephens	G	6-2	180	Fr.

Key Losses

Name	Pos.	Ht.	Wt.	Pts.	Reb.
Ian Chadwick	G	6-3	195	20.4	3.2
Bishop Ravenel	F	6-7	235	7.8	5.7

2001-02 Schedule

Nov. 13	at Memphis [^]
Nov. 14	Old Dominion/Sacramento State [^]
Nov. 17	Toccoa Falls
Nov. 24	at Clemson
Nov. 26	Florida A&M
Nov. 28	South Carolina
Dec. 2	at Nebraska
Dec. 5	at N.C. State
Dec. 8	Emmanuel
Dec. 15	Virginia Intermont
Dec. 17	Reinhardt
Dec. 21	at Georgia Tech
Jan. 2	at College of Charleston*
Jan. 5	Furman*
Jan. 7	The Citadel*
Jan. 12	College of Charleston*
Jan. 14	at Chattanooga*
Jan. 19	at Georgia Southern*
Jan. 23	at East Tennessee State*
Jan. 26	UNC Greensboro*
Jan. 30	at Davidson*
Feb. 2	VMI*
Feb. 4	Chattanooga*
Feb. 9	Georgia Southern*
Feb. 11	at Appalachian State*
Feb. 16	at Furman*
Feb. 18	Western Carolina*
Feb. 23	at The Citadel*
Feb. 28-	
March 3	at SoCon Tournament

[^]Guardians Classic *SoCon game

Western Illinois Leathernecks

Wednesday, Dec. 5 ▼ 7:05 p.m. ▼ Lincoln, Neb. ▼ Bob Devaney Sports Center



Jim Kerwin
Head Coach



Brian Williams
Senior Guard

General Information

Founded: 1899

Location: Macomb, Ill.

Enrollment: 13,450

President: Donald S. Spencer

Director of Athletics: Dr. Tim M. Van Alstine

Nickname: Leathernecks

Colors: Purple and Gold

Conference: Mid-Continent

Home Arena: Western Hall

Capacity: 5,139

Coaching Staff

Head Coach: Jim Kerwin

Alma Mater: Tulane, 1964

Career Record: 116-137 in nine years

Record at WIU: 116-137 in nine years

Kerwin vs. Nebraska: 0-2

Assistant Coaches: Brad Underwood, Chrys

Cornelius, Geoff Alexander

Basketball Trainer: Mike Pendergast

Basketball Office Phone: 309-298-1224

Best Time to Reach: contact SID

Sports Information

Basketball SID: Jason Kaufman

Office Phone: 309-298-1133

Office Fax: 309-298-2060

Home Phone: 309-833-5416

E-mail: jp-kaufman@ccmail.wiu.edu

Press Row Phone: 309-298-1227

SID Mailing Address: Western Hall 213, Macomb, IL, 61455

Media Contacts

Beat Writer: Shelby Berget, Macomb Journal

Office Phone: 309-833-2114

Address: 203 North Randolph, Macomb, IL 61455

Play-by-Play Announcer: TBA

Color Analyst: TBA

The Series

Series Record: NU leads 3-0

First Meeting: 1977 (NU, 73-72)

Last Meeting: 1997 (NU, 86-57)

At Lincoln: NU leads 3-0

Win Streak: NU three games

NU High Score: 86 (1997)

WIU High Score: 72 (1977)

NU Low Score: 69 (1994)

WIU Low Score: 57 (1997)



www.wiu.edu

2000-01 Results (5-23, 5-11)

Nov. 18	at Montana State	L	60-79
Nov. 20	at Creighton	L	50-96
Nov. 25	Augustana (Ill.)	L	71-76
Nov. 27	at Eastern Illinois	L	78-99
Dec. 1	vs. Southern Miss	L	51-84
Dec. 2	vs. Southern	L	76-94
Dec. 6	Montana State	L	62-79
Dec. 9	Indiana State	L	79-84
Dec. 20	at Bradley	L	61-75
Dec. 23	at Drake	L	70-85
Dec. 31	Illinois State (OT)	L	83-87
Jan. 6	at Southern Utah*	L	56-71
Jan. 11	UMKC*	L	41-64
Jan. 13	Oral Roberts*	L	84-86
Jan. 18	at Youngstown State*	L	71-84
Jan. 20	at Oakland*	L	74-83
Jan. 25	Youngstown St.* (3OT)	W	121-116
Jan. 27	Chicago State*	W	72-64
Jan. 29	at Valparaiso* (OT)	L	69-77
Feb. 1	Southern Utah*	L	70-80
Feb. 3	Oakland*	W	101-92
Feb. 8	atUMKC*	L	59-71
Feb. 10	Chicago State*	W	77-64
Feb. 12	atIUPUI*	L	63-85
Feb. 15	at Oral Roberts*	W	68-59
Feb. 22	Valparaiso*	L	63-78
Feb. 24	IUPUI*	L	60-72
March 4	vs. Southern Utah%	L	53-66

*Mid-Continent game

%Mid-Continent Tournament

The Leathernecks

2000-01 Record: 5-23 (5-11 Mid-Continent)

Final 2001 National Ranking: none

2001 Postseason Play: none

Lettermen Returning/Lost: 9/3

Starters Returning/Lost: 5/0

All-Star Candidates: G Brian Williams, G Corey Fosdyck

Top Returnees

Name	Pos.	Ht.	Wt.	Yr.	Pts.	Reb.
Brian Williams	G	6-2	185	Sr.	8.4	2.1
Corey Fosdyck	G	6-2	175	Sr.	10.8	2.4

Key Newcomers

Name	Pos.	Ht.	Wt.	Yr.
Lorenzo Lawrence	G/F	6-3	185	Jr.-TR
Shaun Mason	F	6-6	230	Jr.-TR
Derek Colvin	G	6-1	175	So.

Key Losses

Name	Pos.	Ht.	Wt.	Pts.	Reb.
Bill Heisler	G	6-1	180	6.3	1.5
Brian Turner	F	6-5	205	2.8	3.0

2001-02 Schedule

Nov. 18	Cardinal Stritch
Nov. 20	at Eastern Kentucky
Nov. 24	Bradley
Nov. 27	Drake
Dec. 1	at Southeast Missouri
Dec. 5	at Nebraska
Dec. 8	Eastern Illinois
Dec. 16	at Illinois
Dec. 19	Eastern Kentucky
Dec. 23	Hampton
Dec. 30	Youngstown State*
Jan. 2	Southeast Missouri
Jan. 5	Valparaiso*
Jan. 7	St. Ambrose
Jan. 10	at Chicago State*
Jan. 12	at Southern Utah*
Jan. 17	UMKC*
Jan. 19	Oral Roberts*
Jan. 24	at Oakland*
Jan. 26	at IUPUI*
Feb. 2	at Valparaiso*
Feb. 7	Southern Utah*
Feb. 9	Chicago State*
Feb. 14	at Oral Roberts*
Feb. 16	at UMKC*
Feb. 21	IUPUI*
Feb. 23	Oakland*
March 1-5	Mid-Continent Tournament

*Mid-Continent game

Oral Roberts Golden Eagles

Saturday, Dec. 8 ▼ 2:05 p.m. ▼ Lincoln, Neb. ▼ Bob Devaney Sports Center



Scott Sutton
Head Coach



Markius Barnes
Senior Guard

General Information

Founded: 1963
Location: Tulsa, Okla.
Enrollment: 5,008
President: Richard Roberts
Director of Athletics: Mike Carter
Nickname: Golden Eagles
Colors: Vegas Gold, Navy Blue and White
Conference: Mid-Continent
Home Arena: Mabee Center
Capacity: 10,575

Coaching Staff

Head Coach: Scott Sutton
Alma Mater: Oklahoma State, 1994
Career Record: 23-36 in two years
Record at ORU: 23-36 in two years
Sutton vs. Nebraska: 1-1
Assistant Coaches: Tom Hankins, Corey Williams, Conley Phipps
Basketball Trainer: Glenn Smith
Basketball Office Phone: 918-495-7153
Best Time to Reach: Weekday mornings

Sports Information

Basketball SID: Cory Rogers
Office Phone: 918-495-7181
Office Fax: 918-495-7142
Home Phone: 918-744-9648
E-mail: crogers@oru.edu
Press Row Phone: 918-495-7800
SID Mailing Address: 7777 S. Lewis, Tulsa, OK, 74171

Media Contacts

Beat Writer: John Hoover, Tulsa-World
Office Phone: 918-581-8384
Address: Tulsa-World, P.O. Box 1770 Tulsa, OK, 74102
Play-by-Play Announcer: Dave Garrett
Color Analyst: TBA
Network Office Phone: 918-495-7095
Address: 7777 S. Lewis, Tulsa, OK, 74171

The Series

Series Record: Series tied 1-1
First Meeting: 1999 (NU, 80-65)
Last Meeting: 2000 (ORU, 87-83)
At Lincoln: NU leads 1-0
At Tulsa: ORU leads 1-0
Win Streak: ORU one game
NU High Score: 83 (2000)
ORU High Score: 87 (2000)
NU Low Score: 80 (1999)
ORU Low Score: 65 (1999)



www.oru.edu

2000-01 Results (9-19, 5-11)

Nov. 18	Nebraska	W	87-83
Nov. 21	Southwest Baptist	W	83-72
Nov. 27	Southern Colorado	W	84-58
Nov. 30	Southern Utah*	L	56-60
Dec. 2	Youngstown St.*	L	62-63
Dec. 5	at Northwestern St.	L	59-71
Dec. 10	at Tulsa	L	81-89
Dec. 15	at Drake	L	68-88
Dec. 18	Northwestern St.	L	78-85
Dec. 21	Texas Tech	L	98-100
Dec. 29	at Oklahoma	L	51-84
Dec. 30	Texas-Pan American	L	62-81
Jan. 4	Oakland*	W	91-77
Jan. 6	Valparaiso*	W	77-68
Jan. 11	at Chicago St.*	W	83-82
Jan. 13	at Western Illinois*	W	86-84
Jan. 18	IUPUI*	L	72-78
Jan. 27	UMKC*	L	48-71
Feb. 1	at Valparaiso*	L	61-75
Feb. 3	at IUPUI*	L	69-88
Feb. 8	at Youngstown St.*	L	70-82
Feb. 10	at Oakland*	L	72-78
Feb. 15	Western Illinois*	L	59-68
Feb. 17	Chicago St.*	W	83-69
Feb. 22	at UMKC*	L	52-70
Feb. 24	at Southern Utah*	L	73-91
March 4	at Youngstown St.*	W	73-70
March 5	at Southern Utah*	L	62-73

*Mid-Continent game

^Mid-Continent Tournament game

The Golden Eagles

2000-01 Record: 9-19 (5-11 Mid-Continent)
Final 2001 National Ranking: none
2001 Postseason Play: none
Lettermen Returning/Lost: 7/3
Starters Returning/Lost: 4/1
All-Star Candidates: G Markius Barnes, G/F Ralph Charles, G Luke Spencer-Gardner

Top Returnees

Name	Pos.	Ht.	Wt.	Yr.	Pts.	Reb.
Markius Barnes	G	6-3	175	Sr.	16.0	3.8
Ralph Charles	G/F	6-5	180	So.	5.3	2.7
Matt Gastel	F/C	6-11	215	So.	7.2	3.6
L. Spencer-Gardner	G	6-1	185	So.	8.3	2.6

Key Newcomers

Name	Pos.	Ht.	Wt.	Yr.
Reggie Borges	F	6-7	235	Jr.-TR
Richie Myers	F	6-7	220	Jr.-TR
Kendrick Moore	F/C	6-8	220	Jr.-TR
Tyrone Tiggs	G	6-1	175	Jr.-TR

Key Losses

Name	Pos.	Ht.	Wt.	Pts.	Reb.
Kyan Brown	F	6-8	240	7.6	6.3
Evan Black	G	5-9	155	5.3	1.0

2001-02 Schedule

Nov. 16	Cameron
Nov. 18	at Arkansas
Nov. 23	Drake
Nov. 25	at Colgate
Nov. 27	at Binghamton
Dec. 1	Tulsa
Dec. 5	Tennessee State
Dec. 8	at Nebraska
Dec. 14	at Southern Methodist
Dec. 17	Texas-Arlington
Dec. 20-22	at San Juan Shootout
Dec. 29	Stephen F. Austin
Jan. 2	at Texas-Arlington
Jan. 5	at UMKC*
Jan. 10	IUPUI*
Jan. 12	Oakland*
Jan. 17	at Valparaiso*
Jan. 19	at Western Illinois*
Jan. 24	Southern Utah*
Jan. 26	Chicago State*
Feb. 2	UMKC*
Feb. 7	at Oakland*
Feb. 9	at IUPUI*
Feb. 14	Western Illinois*
Feb. 16	Valparaiso*
Feb. 21	at Chicago State*
Feb. 23	at Southern Utah*
March 3-5	Mid-Continent Tournament

*Mid-Continent game

Creighton Bluejays

Wednesday, Dec. 12 ▼ 7:05 p.m. ▼ Omaha, Neb. ▼ Omaha Civic Auditorium



Dana Altman
Head Coach



Kyle Korver
Senior Guard

General Information

Founded: 1878
Location: Omaha, Neb.
Enrollment: 6,316
President: Rev. John P. Schlegel, S.J.
Director of Athletics: Bruce Rasmussen
Nickname: Bluejays
Colors: Blue and White
Conference: Missouri Valley
Home Arena: Omaha Civic Auditorium
Capacity: 9,377

Coaching Staff

Head Coach: Dana Altman
Alma Mater: Eastern New Mexico, 1980
Career Record: 206-153 in 12 years
Record at CU: 123-86 in seven years
Altman vs. Nebraska: 5-11
Assistant Coaches: Greg Gensing, Len Gordy, Darian DeVries
Basketball Trainer: Kevin Deremer
Basketball Office Phone: 402-280-1795
Best Time to Reach: Weekday mornings

Sports Information

Basketball SID: Michael Molde
Office Phone: 402-280-5544
Office Fax: 402-280-2495
Home Phone: 402-898-3859
E-mail: mmolde@creighton.edu
Press Row Phone: 402-444-3208
SID Mailing Address: 2500 California Plaza, Omaha, NE, 68178

Media Contacts

Beat Writer: Rich Kaipust, Omaha World-Herald
Office Phone: 402-444-1000
Address: 14th & Dodge Streets, Omaha, NE, 68102
Play-by-Play Announcer: T. Scott Marr
Color Analyst: TBA
Network Office Phone: 402-289-4335
Address: 21711 Wolworth Ave., Elkhorn, NE 68022

The Series

Series Record: NU leads 21-12
First Meeting: 1922-23 (CU, 46-24)
Last Meeting: Jan. 2, 2001 (CU, 62-51)
At Lincoln: NU leads 12-4
At Omaha: CU leads 9-8
Win Streak: CU two games
Last Five Meetings: CU, 3-2
Last 10 Meetings: NU, 7-3
NU High Score: 100 (1992)
CU High Score: 89 (1999)
NU Low Score: 11 (1926)
CU Low Score: 11 (1925)



www.creighton.edu

2000-01 Results (24-8, 14-4)

Nov. 20	Western Illinois	W	96-50
Nov. 24	vs. Cleveland State	W	66-59
Nov. 26	vs. Providence	W	63-51
Nov. 26	vs. Toledo	L	57-61
Dec. 1	at Wyoming	L	74-78
Dec. 6	Colorado State	W	74-51
Dec. 9	Georgia State	W	81-74
Dec. 16	Wichita State*	W	74-64
Dec. 19	at Tulsa	W	86-76
Dec. 23	Mississippi Valley State	W	89-82
Dec. 30	Evansville*	W	87-57
Jan. 2	at Nebraska	W	62-51
Jan. 6	at Bradley (OT)*	L	68-73
Jan. 8	at Illinois State*	L	63-75
Jan. 11	Indiana State*	W	81-72
Jan. 14	Northern Iowa*	W	80-56
Jan. 17	at SW Missouri State*	L	67-74
Jan. 20	at Wichita State*	W	56-52
Jan. 24	at Evansville*	L	52-61
Jan. 27	Illinois State*	W	78-69
Jan. 31	Southern Illinois*	W	78-63
Feb. 4	at Indiana State*	W	77-71
Feb. 7	Drake*	W	69-44
Feb. 10	at Southern Illinois*	W	77-63
Feb. 14	Bradley*	W	74-60
Feb. 17	Wyoming	W	84-72
Feb. 21	at Northern Iowa*	W	69-50
Feb. 24	at Drake*	W	78-70
Feb. 26	SW Missouri State*	W	72-48
March 3	vs. SW Missouri State^	W	63-41
March 4	vs. Indiana State^	L	74-87
March 15	vs. Iowa#	L	58-69
#NCAA Tournament game			
*MVC game ^MVC Tournament			

The Bluejays

2000-01 Record: 24-8 (14-4 Missouri Valley)
Final 2001 National Ranking: none
2001 Postseason Play: NCAA first round
Lettermen Returning/Lost: 6/7
Starters Returning/Lost: 2/3
All-Star Candidates: F Kyle Korver, F Terrell Taylor

Top Returnees

Name	Pos.	Ht.	Wt.	Yr.	Pts.	Reb.
Kyle Korver	F	6-7	205	Jr.	14.6	5.8
Terrell Taylor	F	6-3	200	Jr.	10.4	2.6

Key Newcomers

Name	Pos.	Ht.	Wt.	Yr.
DeAnthony Brown	G	6-0	180	Jr.
Austin Collier	F	6-7	205	Jr.
Larry House	F	6-4	205	Jr.
Brody Deren	F	6-8	240	So.

Key Losses

Name	Pos.	Ht.	Wt.	Pts.	Reb.
Ben Walker	G	6-2	205	12.2	6.3
Ryan Sears	G	6-0	185	11.0	3.0
Livan Pyfrom	C	6-11	230	6.1	3.2
Alan Huss	C	6-9	250	3.7	1.8

2001-02 Schedule

Nov. 18	North Carolina A&T
Nov. 27	Western Kentucky
Nov. 29	Grambling
Dec. 4	at TCU
Dec. 8	at BYU
Dec. 12	Nebraska
Dec. 16	Indiana State*
Dec. 19	at Western Kentucky
Dec. 22	Xavier
Dec. 29	Mississippi Valley State
Jan. 2	at Illinois State*
Jan. 5	at Northern Iowa*
Jan. 9	Evansville*
Jan. 13	at SW Missouri State*
Jan. 16	Illinois State*
Jan. 19	Bradley*
Jan. 22	at Wichita State*
Jan. 26	at Evansville*
Jan. 30	SW Missouri State*
Feb. 3	Southern Illinois*
Feb. 6	at Indiana State*
Feb. 9	Northern Iowa*
Feb. 13	at Drake*
Feb. 17	Wichita State*
Feb. 20	at Southern Illinois*
Feb. 23	at Bradley*
Feb. 25	Drake*
March 1-4	MVC Tournament


*Missouri Valley game

Sam Houston State Bearkats

Saturday, Dec. 15 ▼ 2:05 p.m. ▼ Lincoln, Neb. ▼ Bob Devaney Sports Center



Bob Marlin
Head Coach



Eddy Barlow
Junior Guard

General Information

Founded: 1879
Location: Huntsville, Texas
Enrollment: 12,997
President: Dr. James Gaertner
Director of Athletics: Bobby Williams
Nickname: Bearkats
Colors: Orange and White
Conference: Southland
Home Arena: Bernard G. Johnson Coliseum
Capacity: 6,100

Coaching Staff

Head Coach: Bob Marlin
Alma Mater: Mississippi State, 1981
Career Record: 48-36 in three years
Record at SHSU: 48-36 in three years
Marlin vs. Nebraska: First meeting
Assistant Coaches: Dwayne Kelley, Neil Hardin, Joe Hicks
Trainer: Vance Pickard
Basketball Office Phone: 936-294-1747
Best Time to Reach: Mornings

Sports Information

Basketball SID: Paul Ridings
Office Phone: 936-294-1764
Office Fax: 936-294-3538
Home Phone: 936-294-9838
E-mail: ath_por@shsu.edu
Press Row Phone: 936-294-1838
SID Mailing Address: Box 2268, Huntsville, TX, 77340

Media Contacts

Beat Writer: Brian Lacy, Huntsville Item
Office Phone: 936-295-5407
Play-by-Play Announcer: Dave Koehn
Color Analyst: TBA
Network Office Phone: 936-348-9200
Address: 102 W. Main Street, Madisonville, TX, 77864

The Series

Series Record: NU leads 3-0
First Meeting: Jan. 5, 1989 (NU, 89-70)
Last Meeting: Nov. 23, 1991 (NU, 91-42)
At Lincoln: NU leads 3-0
Win Streak: NU three games
NU High Score: 99 (1990)
SHSU High Score: 91 (1990)
NU Low Score: 89 (1989)
SHSU Low Score: 42 (1991)



www.shsu.edu

2000-01 Results (16-13, 11-9)

Nov. 17	Texas A&M-Kingsville	W	79-66
Nov. 22	at Mississippi	L	65-71
Nov. 25	at South Alabama	L	66-70
Nov. 28	LeTourneau	W	101-59
Dec. 1	vs. TAMU-Corpus Christi	W	88-63
Dec. 2	vs. SW Missouri State	L	61-77
Dec. 18	McNeese State* (OT)	W	96-92
Dec. 23	New Orleans	W	72-65
Dec. 28	at Northwestern State*	L	75-77
Dec. 30	at Louisiana-Monroe*	W	71-69
Jan. 4	Texas-Arlington*	W	89-73
Jan. 6	at Stephen F. Austin*	W	62-56
Jan. 13	at Texas-San Antonio*	W	84-81
Jan. 15	at SW Texas State*	L	72-80
Jan. 20	SE Louisiana*	L	56-59
Jan. 22	Nicholls State*	L	70-74
Jan. 27	at Texas-Arlington* (OT)	L	86-94
Jan. 29	Stephen F. Austin*	W	64-53
Feb. 3	Northwestern State*	W	88-71
Feb. 5	Louisiana-Monroe*	W	93-58
Feb. 8	Lamar*	W	70-55
Feb. 12	at McNeese State*	L	56-76
Feb. 17	at Nicholls State*	L	69-82
Feb. 19	SE Louisiana*	W	56-52
Feb. 24	SW Texas State*	L	69-72
Feb. 26	Texas-San Antonio*	W	87-77
March 3	at Lamar* (OT)	L	94-97
March 6	Texas-Arlington* (2OT)	W	103-98
March 9	McNeese State%	L	82-99

#SW Missouri State Invitational
*Southland games %SLC Tournament

The Bearkats

2000-01 Record: 16-13 (11-9 Southland)
Final 2001 National Ranking: none
2001 Postseason Play: none
Lettermen Returning/Lost: 9/3
Starters Returning/Lost: 2/3
All-Star Candidates: G Eddy Barlow, F Eddy Fobbs

Top Returnees

Name	Pos.	Ht.	Wt.	Yr.	Pts.	Reb.
Demetrice Sims	G	6-2	211	Sr.	9.7	4.2
Eddy Barlow	G	6-0	154	Jr.	7.9	2.1
Eddy Fobbs	F	6-11	208	So.	6.1	4.9

Key Newcomers

Name	Pos.	Ht.	Wt.	Yr.
Donald Cole	F	6-7	222	Jr.
Felton Freeman	G	6-4	190	Jr.
Jay Oliphant	F	6-5	210	Jr.

Key Losses

Name	Pos.	Ht.	Wt.	Pts.	Reb.
Jeremy Burkhalter	G	6-4	194	14.6	5.2
Derrick Douglas	F	6-6	212	5.5	6.4
Senecca Wall	F	6-4	185	19.1	6.5

2001-02 Schedule

Nov. 16-18	Hawaii Nike Classic
Nov. 24	at Texas Tech
Nov. 30-	
Dec. 1	Marquette Blue Gold Classic
Dec. 13	Louisiana-Monroe*
Dec. 15	at Nebraska
Dec. 20	at SW Texas State*
Dec. 22	at Texas-San Antonio*
Dec. 27	Northwestern State*
Dec. 29-30	at Dr. Pepper Classic
Jan. 3	McNeese State*
Jan. 7	at Lamar*
Jan. 10	at Texas-Arlington*
Jan. 12	at Stephen F. Austin*
Jan. 17	SE Louisiana*
Jan. 19	Nicholls State*
Jan. 24	at Louisiana-Monroe*
Jan. 26	Northwestern State*
Jan. 31	SW Texas State*
Feb. 2	Texas-San Antonio
Feb. 7	at SE Louisiana*
Feb. 9	at Nicholls State*
Feb. 14	Texas-Arlington*
Feb. 16	Stephen F. Austin*
Feb. 23	at McNeese State*
March 2	Lamar*
March 4-9	Southland Conference Tourney

*Southland Conference games

Minnesota Golden Gophers

Saturday, Dec. 22 ▼ 1 p.m. ▼ Minneapolis, Minn. ▼ Williams Arena



Dan Monson
Head Coach



Dusty Rychart
Senior Forward

General Information

Founded: 1851
Location: Minneapolis, Minn.
Enrollment: 45,651
President: Mark Yudof
Director of Athletics: Tom Moe
Nickname: Golden Gophers
Colors: Maroon and Gold
Conference: Big Ten
Home Arena: Williams Arena
Capacity: 14,625

Coaching Staff

Head Coach: Dan Monson
Alma Mater: Idaho, 1985
Career Record: 82-47 in five seasons
Record at UM: 30-30 in three seasons
Monson vs. Nebraska: 1-1
Assistant Coaches: Mike Petersen, Art Prevost, Bill Walker
Basketball Dir. of Operations: Vic Couch
Basketball Trainer: Roger Schipper
Basketball Office Phone: 612-625-3085
Best Time to Reach: contact SID

Sports Information

Basketball SID: Kyle Coughlin
Office Phone: 612-625-4090
Office Fax: 612-625-0359
Home Phone: 952-401-4393
E-mail: cough002@umn.edu
Press Row Phone: 612-626-1308
SID Mailing Address: 244 BFAB, 516 15th Ave. SE, Minneapolis, MN, 55455

Media Contacts

Beat Writer: Jeff Shelman, Star Tribune
Office Phone: 612-673-4447
Address: 425 Portland Ave., Minneapolis, MN, 55415
Play-by-Play Announcer: Dave Lee
Color Analyst: TBA
Network Office Phone: 612-370-0611
Address: 624 2nd Ave. South, Minneapolis, MN, 55402

The Series

Series Record: UM leads 46-13
First Meeting: 1902 (UM, 52-9)
Last Meeting: Dec. 28, 2001 (UM, 74-70 ot)
At Lincoln: UM leads 13-5
At Minneapolis: UM leads 32-4
Win Streak: UM one game
Last Five Meetings: UM leads 3-2
Last 10 Meetings: Series tied 5-5
NU High Score: 96 (1995)
UM High Score: 91 (1995)
NU Low Score: 9 (three times)
UM Low Score: 9 (1914)



www.gophersports.com

2000-01 Results (18-14, 5-11)

Nov. 17	UNC Greensboro	W	81-61
Nov. 19	Georgia	W	77-74
Nov. 24	vs. Hawaii-Pacific	W	86-75
Nov. 25	vs. TCU	W	107-99
Nov. 26	vs. Georgetown	L	60-76
Nov. 29	at Florida State	W	76-71
Dec. 3	Morris Brown	W	64-53
Dec. 7	at Marquette (OT)	W	61-59
Dec. 9	Bethune-Cookman	W	93-70
Dec. 12	Louisiana Tech	W	69-53
Dec. 22	Dartmouth	W	81-62
Dec. 28	Nebraska (OT)	W	74-70
Dec. 30	Centenary	W	93-59
Jan. 3	at Illinois*	L	64-80
Jan. 6	Wisconsin*	W	54-49
Jan. 13	at Ohio State*	L	72-75
Jan. 17	Purdue*	W	70-67
Jan. 20	Indiana* (OT)	W	78-74
Jan. 24	Iowa*	L	74-87
Jan. 27	at Purdue*	L	68-83
Jan. 31	at Iowa*	L	55-64
Feb. 3	Ohio State*	L	66-73
Feb. 6	at Northwestern*	W	66-59
Feb. 11	Michigan State*	L	83-94
Feb. 14	Penn State*	L	62-82
Feb. 17	at Michigan*	W	93-75
Feb. 21	at Wisconsin*	L	54-64
Feb. 28	at Indiana*	L	53-89
March 3	Illinois*	L	59-67
March 8	vs. Purdue^	L	77-91
March 14	Villanova#	W	87-78
March 19	Tulsa (OT)#	L	73-76

#National Invitational Tournament

*Big Ten game ^Big Ten Tournament

The Golden Gophers

2000-01 Record: 18-14 (5-11 Big Ten)
Final 2001 National Ranking: none
2001 Postseason Play: none
Lettermen Returning/Lost: 7/3
Starters Returning/Lost: 3/2
All-Star Candidates: F Dusty Rychart, F Mike Bauer, G/F Shane Schilling

Top Returnees

Name	Pos.	Ht.	Wt.	Yr.	Pts.	Reb.
Dusty Rychart	F	6-7	220	Sr.	14.6	8.0
Mike Bauer	F	6-8	205	So.	11.4	4.8
Shane Schilling	G/F	6-6	200	Jr.	8.4	2.8

Key Newcomers

Name	Pos.	Ht.	Wt.	Yr.
Rick Rickert	F	6-10	202	Fr.
Jerry Holman	F/C	6-10	218	Jr.

Key Losses

Name	Pos.	Ht.	Wt.	Pts.	Reb.
Terrance Simmons	G	6-3	185	14.3	2.9
J.B. Bickerstaff	F	6-6	193	10.9	6.1

2001-02 Schedule

Nov. 17	Mercer
Nov. 21	UNC Asheville
Nov. 24	Eastern Washington
Nov. 27	at Wake Forest
Dec. 1	Texas-Pan American
Dec. 4	UNC Wilmington
Dec. 7	at Georgia
Dec. 10	Oregon
Dec. 13	Maryland-Eastern Shore
Dec. 22	Nebraska
Dec. 30	at Texas Tech
Jan. 2	at Illinois*
Jan. 5	Michigan State*
Jan. 9	Michigan*
Jan. 12	at Purdue*
Jan. 16	at Wisconsin*
Jan. 19	at Michigan*
Jan. 26	Ohio State*
Jan. 30	Penn State*
Feb. 2	Indiana*
Feb. 9	at Iowa*
Feb. 13	at Northwestern*
Feb. 16	Wisconsin*
Feb. 21	at Michigan State*
Feb. 23	at Penn State*
Feb. 27	Northwestern*
March 2	Illinois
March 7-10	at Big Ten Tournament

* Big Ten game

Pacific Tigers

Saturday, Dec. 29 ▼ 9 p.m. ▼ Stockton, Calif. ▼ Spanos Center



Bob Thomason
Head Coach



Maurice McLemore
Senior Guard

General Information

Founded: 1851
Location: Stockton, Calif.
Enrollment: 5,700
President: Dr. Donald DeRosa
Director of Athletics: Lynn King
Nickname: Tigers
Colors: Orange and Black
Conference: Big West
Home Arena: Alex G. Spanos Center
Capacity: 6,150

Coaching Staff

Head Coach: Bob Thomason
Alma Mater: Pacific, 1971
Career Record: 254-202 in 16 years
Record at UOP: 202-175 in 14 years
Thomason vs. Nebraska: 0-1
Assistant Coaches: Ron Verlin, Calvin Byrd, Ray Buck
Basketball Trainer: Chris Pond
Basketball Office Phone: 209-946-2341
Best Time to Reach: Contact SID

Sports Information

Basketball SID: Mike Millerick
Office Phone: 209-946-2479
Office Fax: 209-946-2757
Home Phone: 209-951-4465
E-mail: mmilleri@uop.edu
Press Row Phone: 209-946-2865
SID Mailing Address: 3601 Pacific Ave, Stockton, CA, 95211

Media Contacts

Beat Writer: Bob Highfill, The Record
Office Phone: 209-546-8299
Address: P.O. Box 900, Stockton, CA, 95201
Play-by-Play Announcer: Dave Rosseli
Color Analyst: Todd Bannister
Network Office Phone: 209-946-3062
Address: 3601 Pacific Ave., Stockton, CA, 95211

The Series

Series Record: NU leads 3-0
First Meeting: Dec. 10, 1966 (NU, 90-78)
Last Meeting: Jan. 4, 2000 (NU, 92-68)
At Lincoln: NU leads 2-0
At Neutral: NU leads 1-0
Win Streak: NU three games
NU High Score: 92 (2000)
UOP High Score: 78 (1966)
NU Low Score: 85 (1975)
UOP Low Score: 59 (1975)



www.pacifictigers.com

2000-01 Results (18-12, 8-8)

Nov. 18	Chico State	W	101-59
Nov. 22	Santa Clara	W	63-41
Nov. 25	at Pepperdine	L	49-91
Nov. 27	Montana	W	82-64
Nov. 30	at Fresno State	L	55-66
Dec. 8	vs. Alaska-Fairbanks!	W	94-58
Dec. 9	vs. UMKC!	W	59-56
Dec. 13	Texas-Pan American	W	85-67
Dec. 16	at San Jose State	L	56-62
Dec. 23	San Francisco	W	71-53
Dec. 30	UC Davis	W	78-55
Jan. 4	Cal State Fullerton*	W	79-50
Jan. 6	UC Irvine	L	80-85
Jan. 11	at Boise State*	W	79-73
Jan. 13	at Utah State*	L	59-73
Jan. 18	Cal Poly*	W	86-76
Jan. 22	at Idaho*	W	62-61
Jan. 25	Utah State*	L	51-62
Jan. 27	Long Beach State*	L	58-59
Jan. 31	at Cal Poly*	W	69-60
Feb. 3	UC Santa Barbara*	L	67-73
Feb. 15	at UC Irvine*	L	60-69
Feb. 17	at Cal State-Fullerton*	W	63-50
Feb. 22	Boise State*	W	63-53
Feb. 24	at UC Santa Barbara*	L	63-72
March 1	Idaho*	W	76-70
March 4	at Long Beach State*	L	72-82
March 8	vs. UC Santa Barbara(ot)^	W	71-69
March 9	vs. UC Irvine^	W	74-58
March 10	vs. Utah State^	L	38-50

! Nebraska Husker Team Classic
*Big West game
^Big West Conference Tournament game

The Tigers

2000-01 Record: 18-12 (8-8 Big West)
Final 2001 National Ranking: none
2001 Postseason Play: none
Lettermen Returning/Lost: 11/2
Starters Returning/Lost: 3/2
All-Star Candidates: G Maurice McLemore, F Mike Hahn

Top Returnees

Name	Pos.	Ht.	Wt.	Yr.	Pts.	Reb.
Mike Hahn	F	6-7	225	Sr.	10.2	4.9
Maurice McLemore	G	6-2	195	Sr.	9.9	4.5
J. Metzger-Jones	G	6-1	180	Sr.	7.0	2.5
Mike Preston	C	6-9	235	Sr.	6.8	3.7

Key Newcomers

Name	Pos.	Ht.	Wt.	Yr.
Demetrius Jackson	G	5-10	170	Jr.-TR
Christian Maraker	F	6-9	205	Fr.
Miah Davis	G	6-1	180	Jr.-TR

Key Losses

Name	Pos.	Ht.	Wt.	Pts.	Reb.
Peter Heizer	G	6-4	190	12.5	3.8
Tom Cockle	G	6-5	190	7.1	2.9

2001-02 Schedule

Nov. 17	at Santa Clara
Nov. 20	Cal State Monterey Bay
Nov. 24	vs. New Mexico^
Nov. 25	TBA^
Nov. 28	Fresno State
Dec. 2	at Montana
Dec. 8	San Jose State
Dec. 12	at Idaho*
Dec. 15	at San Francisco
Dec. 22	at Utah State*
Dec. 29	Nebraska
Jan. 2	TBA
Jan. 5	at Cal State-Northridge*
Jan. 10	Cal Poly*
Jan. 12	UC Santa Barbara*
Jan. 17	at UC Irvine*
Jan. 19	at Long Beach State*
Jan. 24	UC Riverside*
Jan. 26	Cal State-Fullerton*
Jan. 31	Cal State-Northridge*
Feb. 7	at UC Santa Barbara*
Feb. 9	at Cal Poly*
Feb. 14	Long Beach State*
Feb. 16	UC Irvine*
Feb. 21	at Cal State-Fullerton*
Feb. 23	at UC Riverside*
Feb. 28	at Utah State*
March 3	Idaho*
March 7-9	Big West Tournament

^Hispanic College Fund Tournament
*Big West game

Savannah State Tigers

Wednesday, Jan. 2 ▼ 8:05 p.m. ▼ Lincoln, Neb. ▼ Bob Devaney Sports Center



Jack Grant
Head Coach



Alvin Payton
Senior Forward

General Information

Founded: 1890
Location: Savannah, Ga.
Enrollment: 2,200
President: Carlton E. Brown
Director of Athletics: Harry "Hank" Ford
Nickname: Tigers
Colors: Orange and Blue
Conference: Independent (DI transition year)
Home Arena: Athletic Recreation Complex

Coaching Staff

Head Coach: Jack Grant
Alma Mater: Montevallo, 1986
Career Record: 4-21 in one year
Record at SSU: 4-21 in one year
Grant vs. Nebraska: First meeting
Assistant Coaches: TBA
Basketball Office Phone: 912-356-2210
Best Time to Reach: mornings

Sports Information

Basketball SID: Lee Grant Pearson
Office Phone: 912-356-2446
Office Fax: 912-353-5287
Home Phone: N/A
E-mail: pearsonl@tigerpaw.savstate.edu
Press Row Phone: N/A
SID Mailing Address: P.O. Box 20427, Savannah, GA, 31404

Media Contacts

Local Writer: Adam Van Brimmer, Savannah Morning News
Office Phone: 912-236-9511
Address: P.O. Box 1088, Savannah, GA, 31402

The Series

Series Record vs. NU: First meeting



www.savstate.edu

2000-01 Results (4-21)

Nov. 17	at Missouri	L	49-90
Nov. 20	at Georgia State	L	45-88
Nov. 22	Augusta State	L	45-68
Nov. 25	at Montevallo	L	77-82
Nov. 27	at Jacksonville	L	46-96
Dec. 2	Armstrong Atlantic State	L	50-90
Dec. 6	at Mercer	L	66-101
Dec. 9	at Augusta State	L	67-87
Dec. 13	at Bethune-Cookman	L	51-74
Dec. 18	at Western Kentucky	L	60-103
Dec. 28	Jacksonville	L	52-67
Jan. 8	Birmingham-Southern	L	59-71
Jan. 10	Armstrong Atlantic State	L	57-65
Jan. 13	at Gardner-Webb	L	75-85
Jan. 20	Morris Brown	W	74-70
Jan. 22	at Albany State	L	45-63
Jan. 24	Paine College	W	73-70
Jan. 29	Fort Valley State	L	70-71
Jan. 31	Montevallo	W	67-64
Feb. 3	at Paine College	L	68-82
Feb. 6	at Morris Brown	L	65-84
Feb. 10	at Fort Valley State	L	61-76
Feb. 15	Albany State	W	54-52
Feb. 17	Gardner-Webb	L	55-74
Feb. 22	at Birmingham-Southern	L	56-94

The Tigers

2000-01 Record: 4-21 (Independent)
Final 2001 National Ranking: none
2001 Postseason Play: none
Lettermen Returning/Lost: 7/1
Starters Returning/Lost: 5/0

Top Returnees

Name	Pos.	Ht.	Wt.	Yr.	Pts.	Reb.
Toyian Williams	G	6-2	183	Sr.	11.6	3.0
Maurice Belle	G	6-3	178	Sr.	11.6	2.7
Alvin Payton	F	6-5	203	Sr.	10.7	5.2
Brian Fisher	C	6-9	225	Jr.	6.2	5.9
Levi Williams	G	6-4	216	Sr.	5.8	2.9

Key Newcomers

Name	Pos.	Ht.	Wt.	Pts.	Reb.
None					

Key Losses

Name	Pos.	Ht.	Wt.	Pts.	Reb.
Tywan Gonzalez	F	6-7	214	7.7	5.3

2001-02 Schedule


Nov. 16	at SMU
Nov. 20	at Florida State
Nov. 27	at Iowa State
Dec. 1	at Pittsburgh
Dec. 4	at Armstrong Atlantic State
Dec. 6	Georgia Southern
Dec. 8	at Jacksonville
Dec. 10	Armstrong Atlantic State
Dec. 18	at Weber State
Dec. 20	at Fresno State
Dec. 29	Jacksonville
Jan. 2	at Nebraska
Jan. 4	Lipscomb
Jan. 12	Morris Brown
Jan. 14	Alabama A&M
Jan. 16	Bethune-Cookman
Jan. 19	at Lipscombs
Jan. 24	Jacksonville State
Jan. 26	Birmingham-Southern
Jan. 30	at Georgia Southern
Feb. 2	at Jacksonville State
Feb. 5	Gardner-Webb
Feb. 9	at Morris Brown
Feb. 11	at Alabama A&M
Feb. 13	TAMU-Corpus Christi
Feb. 19	at Gardner-Webb
Feb. 23	at Birmingham-Southern
Feb. 28	at TAMU-Corpus Christi

Missouri Tigers

Saturday, Jan. 5 ▼ 12:45 p.m. (ESPN Regional) ▼ Columbia, Mo. ▼ Hearnese Center
 Wednesday, Feb. 13 ▼ 7:05 p.m. ▼ Lincoln, Neb. ▼ Bob Devaney Sports Center



Quin Snyder
Head Coach



Kareem Rush
Junior Forward

General Information

Founded: 1839
 Location: Columbia, Mo.
 Enrollment: 23,666
 Chancellor: Dr. Richard Wallace
 Director of Athletics: Michael Alden
 Nickname: Tigers
 Colors: Old Gold and Black
 Conference: Big 12
 Home Arena: Hearnese Center
 Capacity: 13,545

Coaching Staff

Head Coach: Quin Snyder
 Alma Mater: Duke, 1989
 Career Record: 38-26 in two years
 Record at MU: 38-26 in two years
 Snyder vs. Nebraska: 3-1
 Assistant Coaches: Tony Harvey, Lane Odom,
 Marcus Perez
 Basketball Dir. of Operations: Lee Rashman
 Basketball Trainer: Pat Beckmann
 Basketball Office Phone: 573-882-3463
 Best Time to Reach: contact SID

Sports Information

Basketball SID: Chad Moller
 Office Phone: 573-882-0712
 Office Fax: 573-882-4720
 Home Phone: 573-474-6620
 E-mail: mollerc@missouri.edu
 Press Row Phone: 573-882-1442
 SID Mailing Address: P.O. Box 677, Hearnese
 Center, Columbia, MO, 65205

Media Contacts

Beat Writer: Bob Thompson, Columbia Daily
 Tribune
 Office Phone: 573-815-1788
 Address: P.O. Box 798, Columbia, MO, 65205
 Play-by-Play Announcer: Mike Kelly
 Color Analyst: Gary Link
 Network Office Phone: 314-449-1400
 Address: 503 Old Hwy. 63 North, Columbia, MO,
 65201

The Series

Series Record vs. NU: MU leads 111-83
 First Meeting: Jan. 31, 1907 (NU, 41-30)
 Last Meeting: Jan. 24, 2001 (NU, 85-79)
 At Lincoln: NU leads 50-37
 At Columbia: MU leads 62-25
 Win Streak: NU one game
 Last Five Meetings: NU leads 3-2
 Last 10 Meetings: MU leads 6-4
 NU High Score: 99 (1966)
 MU High Score: 111 (1990)
 NU Low Score: 7 (1917)
 MU Low Score: 11 (1924)



www.mutigers.com

2000-01 Results (20-13, 9-7)

Nov. 17	Savannah State	W	90-49
Nov. 22	Rhode Island#	W	70-60
Nov. 24	Valparaiso#	W	77-61
Nov. 25	Syracuse#	L	62-84
Dec. 2	Texas-Pan American	W	78-57
Dec. 6	DePaul	W	99-84
Dec. 9	Saint Louis	W	77-73
Dec. 16	at Iowa (OT)	L	94-99
Dec. 18	at Indiana	W	68-63
Dec. 21	Illinois (OT)	L	81-86
Dec. 30	Stetson	W	89-64
Jan. 2	Coastal Carolina	W	75-61
Jan. 6	Nebraska*	W	68-66
Jan. 10	at Colorado*	W	82-76
Jan. 13	Iowa State* (4OT)	W	112-109
Jan. 16	at Kansas State*	L	59-80
Jan. 20	at Virginia	L	72-85
Jan. 24	at Nebraska*	L	79-85
Jan. 27	Texas Tech*	W	66-64
Jan. 29	Kansas*	W	75-66
Feb. 5	at Oklahoma State*	L	66-69
Feb. 7	Kansas State*	W	70-66
Feb. 11	at Iowa State*	L	64-72
Feb. 14	Colorado*	W	80-69
Feb. 17	at Texas A&M*	W	97-90
Feb. 19	Oklahoma*	L	61-63
Feb. 24	Baylor*	W	69-59
Feb. 26	at Texas*	L	61-76
Feb. 28	at Kansas*	L	59-75
March 4	vs. Texas A&M	W	77-62
March 8	vs. Oklahoma S	L	65-67
March 9	vs. Georgia@	W	70-68
March 15	vs. Duke@	L	81-94
March 17	vs. Duke@	L	81-94

#Great Alaska Shootout * Big 12 game
 \$Big 12 Tournament @NCAA Tournament

The Tigers

2000-01 Record: 20-13 (9-7 Big 12)
 Final 2001 National Ranking: none
 2001 Postseason Play: NCAA first round
 Lettermen Returning/Lost: 10/3
 Starters Returning/Lost: 3/2
 All-Star Candidates: F Kareem Rush, G Clarence
 Gilbert, F/C Arthur Johnson

Top Returnees

Name	Pos.	Ht.	Wt.	Yr.	Pts.	Reb.
Kareem Rush	F	6-6	218	Jr.	21.1	6.7
Clarence Gilbert	G	6-2	194	Sr.	16.5	2.7
Arthur Johnson	F/C	6-9	270	So.	9.0	7.8

Key Newcomers

Name	Pos.	Ht.	Wt.	Yr.
Najeeb Echols	G/F	6-7	235	Fr.
Jeffrey Ferguson	F/C	6-10	230	Fr.
Duane John	G	6-6	190	Fr.
Uche Okafor	C	6-11	245	Jr.-TR

Key Losses

Name	Pos.	Ht.	Wt.	Pts.	Reb.
Brian Grawer	G	6-0	170	8.4	2.6
Tajudeen Soyoye	F/C	6-9	240	6.9	6.6

2001-02 Schedule

Nov. 13	vs. Tennessee-Martin#
Nov. 14	vs. Air Force/Yale#
Nov. 20	NABC Guardians Classic (Semis)
Nov. 21	NABC Guardians Classic (Finals)
Nov. 24	vs. Xavier
Nov. 29	Jackson State
Dec. 1	Grambling State
Dec. 3	at Saint Louis
Dec. 8	Southern
Dec. 15	Iowa
Dec. 22	vs. Illinois
Dec. 29	at DePaul
Jan. 2	Coppin State
Jan. 5	Nebraska*
Jan. 9	at Iowa State*
Jan. 12	at Kansas State*
Jan. 16	Texas A&M*
Jan. 19	Colorado*
Jan. 21	at Oklahoma*
Jan. 26	Kansas State*
Jan. 28	at Kansas*
Feb. 3	Virginia
Feb. 6	Iowa State
Feb. 9	at Baylor*
Feb. 13	at Nebraska*
Feb. 17	Texas*
Feb. 20	at Texas Tech*
Feb. 23	at Colorado*
Feb. 25	Oklahoma State*
March 3	Kansas*
March 7-10	Big 12 Tournament
	#NABC Guardians Classic *Big 12 game

Kansas Jayhawks

Wednesday, Jan. 9 ▼ 7 p.m. ▼ Lawrence, Kan. ▼ Allen Fieldhouse
 Sunday, Feb. 24 ▼ 3 p.m. (CBS) ▼ Lincoln, Neb. ▼ Bob Devaney Sports Center



Roy Williams
Head Coach



Drew Gooden
Junior Forward

General Information

Founded: 1866
 Location: Lawrence, Kan.
 Enrollment: 24,502
 Chancellor: Dr. Robert Hemenway
 Director of Athletics: Dr. Al Bohl
 Nickname: Jayhawks
 Colors: Crimson and Blue
 Conference: Big 12
 Home Arena: Allen Fieldhouse
 Capacity: 16,300

Coaching Staff

Head Coach: Roy Williams
 Alma Mater: North Carolina, 1972
 Career Record: 355-89 in 13 years
 Record at KU: 355-89 in 13 years
 Williams vs. Nebraska: 21-8
 Assistant Coaches: Neil Dougherty, Joe Holladay, Ben Miller
 Basketball Trainer: Mark Cairns
 Basketball Office Phone: 785-864-3056
 Best Time to Reach: contact SID

Sports Information

Basketball SID: Mitch Germann
 Office Phone: 785-864-3417
 Office Fax: 785-864-7944
 Home Phone: 785-331-9900
 E-mail: germann@ku.edu
 Press Row Phone: 785-864-3417
 SID Mailing Address: Allen Fieldhouse, 1651
 Naismith Dr., Lawrence, KS, 66045-7538

Media Contacts

Beat Writer: Gary Bedore, Lawrence Journal-World
 Office Phone: 785-843-1000
 Address: 619 New Hampshire, Lawrence, KS, 66044
 Play-by-Play Announcer: Bob Davis
 Color Analyst: Max Falkenstein
 Network Office Phone: 785-312-7555
 Address: 2112 W. 15th St., Lawrence, KS, 66049

The Series

Series Record vs. NU: KU leads 149-70
 First Meeting: March 2, 1900 (NU, 48-8)
 Last Meeting: Feb. 25, 2001 (KU, 78-74)
 At Lincoln: KU leads 54-43
 At Lawrence: KU leads 78-23
 Win Streak: KU, five games
 Last Five Meetings: KU leads 5-0
 Last 10 Meetings: KU leads 8-2
 NU High Score: 99 (1971)
 KU High Score: 110 (1966)
 NU Low Score: 10 (two times)
 KU Low Score: 8 (1899-1900)



www.kuathletics.com

2000-01 Results (26-7, 12-4)

Nov. 9	vs. UCLA [^]	W	99-98
Nov. 10	vs. St. John's [^]	W	82-74
Nov. 17	North Dakota	W	92-61
Nov. 20	Boise State	W	101-61
Nov. 25	Washburn	W	99-56
Nov. 27	Middle Tennessee	W	92-66
Nov. 30	Illinois State	W	80-61
Dec. 7	at Wake Forest	L	53-84
Dec. 12	at DePaul	W	75-69
Dec. 16	Tulsa	W	92-69
Dec. 23	at Ohio State	W	69-68
Dec. 30	vs. SW Missouri State!	W	77-43
Jan. 6	at Texas Tech*	W	94-82
Jan. 13	at Oklahoma*	W	69-61
Jan. 17	Nebraska*	W	84-62
Jan. 20	Texas A&M*	W	100-70
Jan. 22	at Colorado*	W	85-75
Jan. 27	Kansas State*	W	92-66
Jan. 29	at Missouri*	L	66-75
Feb. 3	Texas*	W	82-66
Feb. 5	Iowa State*	L	77-79
Feb. 10	Oklahoma State*	W	77-61
Feb. 12	at Baylor*	L	77-85
Feb. 17	at Iowa State*	L	71-79
Feb. 21	Colorado*	W	91-79
Feb. 25	at Nebraska*	W	78-74
Feb. 28	at Kansas State*	W	77-65
March 4	Missouri*	W	75-59
March 9	vs. Kansas State#	W	94-63
March 10	vs. Oklahoma#	L	57-62
March 16	vs. CS-Northridge\$	W	99-75
March 18	vs. Syracuse\$	W	87-58
March 23	vs. Illinois\$	L	64-80

[^]Coaches vs. Cancer Classic !Sprint Shootout
 *Big 12 game #Big 12 Tournament

The Jayhawks

2000-01 Record: 26-7 (12-4 Big 12)
 Final 2001 National Ranking: 12th/7th (AP/Coaches)
 2001 Postseason Play: NCAA Sweet 16
 Lettermen Returning/Lost: 10/3
 Starters Returning/Lost: 4/1
 All-Star Candidates: F Drew Gooden, F Nick Collison, G Kirk Hinrich, G Jeff Boschee

Top Returnees

Name	Pos.	Ht.	Wt.	Yr.	Pts.	Reb.
Drew Gooden	F	6-10	230	Jr.	15.8	8.4
Nick Collison	F	6-9	250	Jr.	14.0	6.7
Kirk Hinrich	G	6-3	180	Jr.	11.5	4.1
Jeff Boschee	G	6-1	185	Sr.	11.1	2.4

Key Newcomers

Name	Pos.	Ht.	Wt.	Yr.
Jeff Hawkins	G	5-11	175	R-Fr.
Keith Langford	G/F	6-4	200	Fr.
Wayne Simien	F	6-9	250	Fr.

Key Losses

Name	Pos.	Ht.	Wt.	Pts.	Reb.
Kenny Gregory	G/F	6-5	208	15.6	7.3
Eric Chenoweth	C	7-1	270	9.5	7.6

2001-02 Schedule

Nov. 19-21	at Maui Invitational
Nov. 28	Pittsburg State
Dec. 1	at Arizona
Dec. 4	Wake Forest
Dec. 8	UMKC
Dec. 12	at Princeton
Dec. 15	South Carolina State
Dec. 22	at North Dakota
Dec. 29	vs. Tulsa
Jan. 2	Valparaiso
Jan. 5	at Colorado*
Jan. 9	Nebraska*
Jan. 12	at UCLA
Jan. 16	at Oklahoma State*
Jan. 19	Oklahoma*
Jan. 23	at Iowa State*
Jan. 26	at Texas A&M*
Jan. 28	Missouri*
Feb. 2	Colorado*
Feb. 4	at Kansas State*
Feb. 9	Texas Tech*
Feb. 11	at Texas*
Feb. 16	Baylor*
Feb. 18	Iowa State*
Feb. 24	at Nebraska*
Feb. 27	Kansas State*
March 3	at Missouri*
March 7-10	at Big 12 Tournament


*Big 12 game

Colorado Buffaloes

Saturday, Jan. 12 ▼ 2:05 p.m. ▼ Lincoln, Neb. ▼ Bob Devaney Sports Center
 Tuesday, Feb. 5 ▼ 8 p.m. ▼ Boulder, Colo. ▼ Coors Events Center




Ricardo Patton
Head Coach



D.J. Harrison
Senior Forward

The Series

Series Record: NU leads 66-61
 First Meeting: Feb. 5, 1903 (NU, 28-12)
 Last Meeting: Feb. 17, 2001 (NU, 87-82 ot)
 At Lincoln: NU leads 43-13
 At Boulder: CU leads 35-22
 Win Streak: NU one game
 Last Five Meetings: NU leads 3-2
 Last 10 Meetings: NU leads 7-3
 NU High Score: 106 (1994)
 CU High Score: 95 (1966)
 NU Low Score: 24 (1920)
 CU Low Score: 12 (1903)



www.cubuffs.com

2000-01 Results (15-15, 5-11)

Nov. 16	at Alaska-Fairbanks [^]	W	79-68
Nov. 18	vs. Austin Peay [^]	L	86-91
Nov. 19	vs. South Florida [^]	W	100-72
Nov. 26	St. Joseph's	L	78-92
Nov. 28	Loyola Marymount	W	94-79
Dec. 3	Texas-Arlington	W	119-75
Dec. 6	at St. Mary's	W	105-61
Dec. 9	at California	L	63-75
Dec. 12	UMKC	W	80-64
Dec. 23	Colorado State	W	109-86
Dec. 28	Murray State	W	98-91
Dec. 30	at UW-Milwaukee (OT)	W	74-71
Jan. 2	Coppin State	W	91-63
Jan. 6	at Baylor*	L	56-61
Jan. 10	Missouri*	L	76-82
Jan. 13	Texas A&M*	W	88-58
Jan. 16	at Iowa State*	L	68-84
Jan. 20	at Texas Tech*	W	88-71
Jan. 22	Kansas*	L	75-85
Jan. 27	Oklahoma State*	W	81-71
Jan. 31	Iowa State*	L	61-71
Feb. 3	at Nebraska*	W	60-57
Feb. 7	Texas*	L	72-77
Feb. 10	at Kansas State*	W	70-63
Feb. 14	at Missouri*	L	69-80
Feb. 17	Nebraska (OT)*	L	82-87
Feb. 21	at Kansas*	L	79-91
Feb. 28	at Oklahoma*	L	67-86
March 3	Kansas State*	L	67-72
March 8	Baylor% (OT)	L	84-86

[^]Top of the World Classic
 *Big 12 game
 %Big 12 Tournament

The Buffaloes

2000-01 Record: 15-15 (5-11 Big 12)
 Final 2001 National Ranking: none
 2001 Postseason Play: none
 Lettermen Returning/Lost: 7/4
 Starters Returning/Lost: 3/2
 All-Star Candidates: F D.J. Harrison, F Stephane Pelle, G Nick Mohr

Top Returnees

Name	Pos.	Ht.	Wt.	Yr.	Pts.	Reb.
D.J. Harrison	G/F	6-7	215	Sr.	15.2	4.7
Stephane Pelle	F	6-9	240	Jr.	11.3	7.5
Nick Mohr	G	6-5	190	Sr.	8.7	2.1

Key Newcomers

Name	Pos.	Ht.	Wt.	Yr.
David Harrison	C	7-0	240	Fr.
James Wright	G	6-2	170	Jr.-TR

Key Losses

Name	Pos.	Ht.	Wt.	Pts.	Reb.
Jose Winston	G	5-11	180	3.0	6.5*
Jamahl Mosley	F	6-8	245	13.9	7.5

*assists per game

2001-02 Schedule

Nov. 17	Arkansas-Pine Bluff
Nov. 19	Regis
Nov. 22	Rice
Nov. 25	at St. Joseph's
Dec. 1	at Georgia
Dec. 5	at Colorado State
Dec. 10	Montana
Dec. 13	Southern
Dec. 30	UW-Milwaukee
Jan. 2	St. Mary's
Jan. 5	Kansas*
Jan. 9	Morris Brown
Jan. 12	at Nebraska*
Jan. 16	Iowa State*
Jan. 19	at Missouri*
Jan. 22	Kansas State*
Jan. 26	at Oklahoma State*
Jan. 30	Baylor*
Feb. 2	at Kansas*
Feb. 5	Nebraska*
Feb. 9	at Texas*
Feb. 13	at Iowa State*
Feb. 16	Texas Tech*
Feb. 20	at Kansas State*
Feb. 23	Missouri*
Feb. 26	at Texas A&M*
March 2	Oklahoma*
March 7-10	at Big 12 Tournament

*Big 12 game

General Information

Founded: 1876
 Location: Boulder, Colo.
 Enrollment: 26,035
 President: Dr. Elizabeth Hoffman
 Director of Athletics: Dick Tharp
 Nickname: Buffaloes
 Colors: Silver, Gold and Black
 Conference: Big 12
 Home Arena: Coors Events/Conference Center
 Capacity: 11,076

Coaching Staff

Head Coach: Ricardo Patton
 Alma Mater: Belmont, 1980
 Career Record: 90-77 in six seasons
 Record at CU: 90-77 in six seasons
 Patton vs. Nebraska: 4-8
 Assistant Coaches: Terry Dunn, Larry Gay, Jason Shelton
 Basketball Dir. of Operations: Jeff Harada
 Basketball Trainer: Kenny Boyd
 Basketball Office Phone: 303-492-6877
 Best Time to Reach: Contact SID

Sports Information

Basketball SID: Andrew Green
 Office Phone: 303-492-5626
 Office Fax: 303-492-3811
 Home Phone: 757-207-3138
 E-mail: andrew.green@colorado.edu
 Press Row Phone: 303-492-1552
 SID Mailing Address: 357 UCB (Fieldhouse Annex 50), Boulder, CO, 80309-0357

Media Contacts

Beat Writer: Chris Dempsey, Boulder Daily Camera
 Office Phone: 303-337-1815
 Address: P.O. Box 591, Boulder, CO, 80306
 Play-by-Play Announcer: Larry Zimmer
 Color Analyst: Jim Conrad
 Network Office Phone: 303-713-8000
 Address: 1380 Lawrence St., Suite 1300, Denver, CO, 80204

Oklahoma Sooners

Wednesday, Jan. 16 ▼ 7:05 p.m. ▼ Lincoln, Neb. ▼ Bob Devaney Sports Center



Kelvin Sampson
Head Coach



Hollis Price
Junior Guard

General Information

Founded: 1890
Location: Norman, Okla.
Enrollment: 27,707
President: David L. Boren
Director of Athletics: Joe Castiglione
Nickname: Sooners
Colors: Crimson and Cream
Conference: Big 12
Home Arena: Lloyd Noble Center
Capacity: 12,000

Coaching Staff

Head Coach: Kelvin Sampson
Alma Mater: Pembroke State, 1978
Career Record: 332-217 in 17 years
Record at OU: 156-69 in seven years
Sampson vs. Nebraska: 6-3
Assistant Coaches: Ray Lopes, Jim Shaw, Bennie Seltzer
Basketball Trainer: Alex Brown
Basketball Office Phone: 405-325-4732
Best Time to Reach: contact SID

Sports Information

Basketball SID: Mike Houck
Office Phone: 405-325-8231
Office Fax: 405-325-7623
Home Phone: 405-447-2731
E-mail: mhouck@ou.edu
Press Row Phone: 405-325-1024
SID Mailing Address: Room 235, Oklahoma Memorial Stadium, 180 West Brooks, Norman, OK, 73019

Media Contacts

Beat Writer: John Rohde, Daily Oklahoman
Office Phone: 405-475-3314
Address: P.O. Box 25125, Oklahoma City, OK, 73125
Play-by-Play Announcer: Bob Barry, Sr.
Color Analyst: TBA
Network Office Phone: 405-271-6330
Address: Box 6000, Moore, OK, 73153

The Series

Series Record vs. NU: OU leads 97-78
First Meeting: Jan. 31, 1921 (NU, 34-20)
Last Meeting: Jan. 27, 2001 (OU, 77-66)
At Lincoln: NU leads 44-36
At Norman: OU leads 56-20
Win Streak: OU two games
Last Five Meetings: OU leads 3-2
Last 10 Meetings: OU leads 6-4
NU High Score: 117 (1991)
OU High Score: 117 (1996)
NU Low Score: 20 (two times, last 1929)
OU Low Score: 17 (1925)



www.soonersports.com

2000-01 Results (26-7, 12-4)

Nov. 17	Alcorn State#	W	75-56
Nov. 18	La Salle#	W	89-72
Nov. 24	vs. Montana State@	W	84-76
Nov. 25	vs. Tulane@	W	83-69
Nov. 26	vs. Oregon State@	W	78-60
Dec. 2	at Mississippi	L	55-60
Dec. 9	North Texas	W	100-72
Dec. 16	Coppin State	W	103-49
Dec. 20	SW Texas State	W	96-48
Dec. 23	Arkansas (OT)	W	88-79
Dec. 29	vs. Oral Roberts%	W	84-51
Dec. 30	vs. SMU% (OT)	W	79-78
Jan. 6	at Iowa State*	L	80-100
Jan. 9	Texas A&M*	W	78-65
Jan. 13	Kansas*	L	61-69
Jan. 16	at Texas Tech*	L	59-60
Jan. 20	at Kansas State* (OT)	W	64-63
Jan. 24	Texas*	W	75-68
Jan. 27	Nebraska*	W	77-66
Jan. 31	at Baylor*	W	65-51
Feb. 3	at Texas A&M*	W	72-63
Feb. 7	Texas Tech*	W	80-72
Feb. 10	at Texas*	W	75-54
Feb. 14	at Oklahoma State*	L	44-72
Feb. 17	Baylor*	W	82-60
Feb. 19	at Missouri*	W	63-61
Feb. 24	at Maryland	L	60-68
Feb. 28	Colorado*	W	86-67
March 3	Oklahoma State*	W	68-56
March 9	vs. Missouri\$	W	67-65
March 10	vs. Kansas\$	W	62-57
March 11	vs. Texas\$	W	54-45
March 16	vs. Indiana State^(OT)	L	68-70
#Sooner Invitational @Big Island Invitational			
%All-College Tournament *Big 12 game			
\$Big 12 Tournament ^NCAA Tournament			

The Sooners

2000-01 Record: 26-7 (12-4 Big 12)
Final 2001 National Ranking: 13th/19th (AP/Coaches)
2001 Postseason Play: NCAA First Round
Lettermen Returning/Lost: 5/4
Starters Returning/Lost: 2/3
All-Star Candidates: F Aaron McGhee, G Hollis Price

Top Returnees

Name	Pos.	Ht.	Wt.	Yr.	Pts.	Reb.
Aaron McGhee	F	6-8	250	Sr.	12.9	4.8
Hollis Price	G	6-1	165	Jr.	11.8	2.6

Key Newcomers

Name	Pos.	Ht.	Wt.	Yr.
Jabahri Brown	C	6-10	210	So.-TR
Jason Detrick	G	6-5	210	Jr.-TR
Ebi Ere	G	6-5	210	Jr.-TR

Key Losses

Name	Pos.	Ht.	Wt.	Pts.	Reb.
Nolan Johnson	G	6-4	220	13.2	4.9
J.R. Raymond	G	6-2	175	11.3	3.5
Kelley Newton	G	6-2	190	9.8	2.5

2001-02 Schedule


Nov. 12	Central Connecticut%
Nov. 14	vs. Detroit or Michigan State%
Nov. 21	vs. DePaul, Fordham, Manhattan, or Syracuse%
Nov. 23	vs. TBA%
Nov. 28	Central Michigan
Nov. 30	at Arkansas
Dec. 5	St. Bonaventure
Dec. 8	Louisiana Tech
Dec. 15	High Point
Dec. 16	Bethune-Cookman
Dec. 18	Eastern Illinois
Dec. 21	Maryland
Dec. 29	All-College Classic
Jan. 5	Texas A&M*
Jan. 7	at Connecticut
Jan. 12	Texas Tech*
Jan. 16	at Nebraska*
Jan. 19	at Kansas*
Jan. 21	Missouri*
Jan. 26	at Texas Tech*
Jan. 30	Oklahoma State*
Feb. 2	at Texas*
Feb. 6	Baylor*
Feb. 9	at Texas A&M*
Feb. 13	at Oklahoma State*
Feb. 16	Kansas State*
Feb. 19	at Baylor*
Feb. 23	Texas*
Feb. 26	Iowa State*
March 2	at Colorado*
March 7-10	at Big 12 Tournament
%Preseason NIT	
*Big 12 game	

Texas Longhorns

Saturday, Jan. 19 ▼ 3 p.m. (ESPN Regional) ▼ Austin, Texas ▼ Frank Erwin Center



Rick Barnes
Head Coach



Chris Owens
Senior Forward

General Information

Founded: 1883
Location: Austin, Texas
Enrollment: 50,613
President: Dr. Larry Faulkner
Director of Athletics: DeLoss Dodds
Nickname: Longhorns
Colors: Burnt Orange & White
Conference: Big 12
Home Arena: Frank Erwin Center
Capacity: 16,496

Coaching Staff

Head Coach: Rick Barnes
Alma Mater: Lenoir-Rhyne, 1977
Career Record: 270-165 in 14 years
Record at UT: 68-31 in three years
Barnes vs. Nebraska: 2-1
Assistant Coaches: Brian Cousins, Frank Haith, Russell Springmann
Basketball Trainer: Brian Farr
Basketball Office Phone: 512-471-5816
Best Time to Reach: contact SID

Sports Information

Basketball SID: Scott McConnell
Office Phone: 512-471-1345
Office Fax: 512-471-6040
Home Phone: 512-428-9351
E-mail: smcconnell@athletics.utexas.edu
Press Row Phone: 512-471-4246
SID Mailing Address: P.O. Box 7399, Austin, TX, 78713

Media Contacts

Beat Writer: Randy Riggs, Austin-American Statesman
Office Phone: 512-445-3957
Address: Box 670, Austin, TX, 78767
Play-by-Play Announcer: Craig Way
Color Analyst: N/A
Network Office Phone: 512-478-1833
Address: 2312 San Gabriel St., Suite 2000, Austin, TX, 78703

The Series

Series Record vs. NU: UT leads 8-4
First Meeting: Dec. 18, 1964 (UT, 77-73)
Last Meeting: Jan. 13, 2001 (NU, 80-67)
At Lincoln: NU leads 4-2
At Austin: UT leads 6-0
Win Streak: NU one game
Last Five Meetings: UT leads 3-2
Last 10 Meetings: UT leads 7-3
NU High Score: 91 (1998)
UT High Score: 105 (1998)
NU Low Score: 47 (1978)
UT Low Score: 64 (1966)



www.texasports.com

2000-01 Results (25-9, 12-4)

Nov. 13	Navy@	W	79-65
Nov. 15	California@	W	57-54
Nov. 22	Duke@	L	69-95
Nov. 24	Indiana@	W	70-58
Nov. 28	Texas-San Antonio	W	70-51
Dec. 2	SW Texas State	W	90-60
Dec. 9	at South Florida	L	69-87
Dec. 16	TAMU-Corpus Christi	W	79-71
Dec. 20	at Houston	W	71-60
Dec. 23	Illinois	W	72-64
Dec. 28	UNC Asheville	W	74-43
Dec. 30	Utah	W	70-59
Jan. 6	Oklahoma State*	W	78-71
Jan. 10	Kansas State*	W	63-41
Jan. 13	at Nebraska*	L	67-80
Jan. 15	Connecticut	W	60-56
Jan. 17	at Texas A&M*	W	76-58
Jan. 20	Baylor (OT)*	W	73-66
Jan. 24	at Oklahoma*	L	68-75
Jan. 27	at Arizona	L	52-80
Jan. 30	Texas A&M*	W	81-61
Feb. 3	at Kansas*	L	66-82
Feb. 7	at Colorado*	W	77-72
Feb. 10	Oklahoma*	L	54-75
Feb. 13	Texas Tech*	W	73-56
Feb. 17	at Oklahoma State*(OT)	W	80-69
Feb. 21	at Baylor*	W	69-59
Feb. 24	Iowa State*	W	94-78
Feb. 26	Missouri*	W	76-61
March 3	at Texas Tech*	W	78-55
March 9	vs. Oklahoma State^	W	55-54
March 10	vs. Baylor^	W	76-62
March 11	vs. Oklahoma^	L	45-54
March 16	vs. Temple\$	L	65-79
@Preseason NIT *Big 12 game			
^Big 12 Tournament \$NCAA Tournament			

The Longhorns

2000-01 Record: 25-9 (12-4 Big 12)
Final 2001 National Ranking: 18th (AP)
2001 Postseason Play: NCAA First Round
Lettermen Returning/Lost: 7/5
Starters Returning/Lost: 3/2
All-Star Candidates: F Chris Owens, F Brian Boddicker

Top Returnees

Name	Pos.	Ht.	Wt.	Yr.	Pts.	Reb.
Chris Owens	F	6-8	245	Sr.	14.4	7.9
James Thomas	C	6-8	220	So.	7.0	6.5
Brian Boddicker	F	6-9	225	So.	5.7	3.9

Key Newcomers

Name	Pos.	Ht.	Wt.	Yr.
T.J. Ford	G	5-10	165	Fr.
Terrell Ross	G	6-4	190	Jr.-TR
Chris Wright	F/C	6-10	235	Fr.

Key Losses

Name	Pos.	Ht.	Wt.	Pts.	Reb.
Maurice Evans	G/F	6-5	220	15.6	5.3
Darren Kelly	G	6-3	190	15.3	4.6

2001-02 Schedule

Nov. 17	Arizona
Nov. 22	vs. Oregon State@
Nov. 23	vs. St. John's or Gonzaga@
Nov. 24	Great Alaska Shootout Final Round
Dec. 1	vs. Stanford#
Dec. 5	TAMU-Corpus Christi
Dec. 10	Washington State
Dec. 15	Jacksonville
Dec. 19	McNeese State
Dec. 22	at UNLV^
Dec. 29	at Utah
Jan. 2	Texas-Pan American
Jan. 5	at Oklahoma State*
Jan. 7	Providence
Jan. 12	Baylor*
Jan. 14	at Texas Tech*
Jan. 19	Nebraska*
Jan. 23	Texas A&M*
Jan. 26	at Baylor*
Jan. 30	at Kansas State*
Feb. 2	Oklahoma*
Feb. 6	at Texas A&M*
Feb. 9	Colorado*
Feb. 11	Kansas*
Feb. 17	at Missouri*
Feb. 20	Oklahoma State*
Feb. 23	at Oklahoma*
Feb. 26	Texas Tech*
March 2	at Iowa State*
March 7-10 at Big 12 Tournament	


@Great Alaska Shootout
#Chicago Children's Charity Classic
^Las Vegas Showdown * Big 12 game

Oklahoma State Cowboys

Wednesday, Jan. 23 ▼ 7 p.m. ▼ Stillwater, Okla. ▼ Gallagher-Iba Arena



Eddie Sutton
Head Coach



Maurice Baker
Senior Guard

General Information

Founded: 1890
Location: Stillwater, Okla.
Enrollment: 21,800
President: Dr. James E. Halligan
Director of Athletics: Terry Don Phillips
Nickname: Cowboys
Colors: Orange and Black
Conference: Big 12
Home Arena: Gallagher-Iba Arena
Capacity: 13,611

Coaching Staff

Head Coach: Eddie Sutton
Alma Mater: Oklahoma State, 1958
Career Record: 679-269 in 31 years
Record at OSU: 249-105 in 11 years
Sutton vs. Nebraska: 15-8
Assistant Coaches: Sean Sutton, Glynn Cyprien, Kyle Keller
Basketball Dir. of Operations: Brooks Thompson
Basketball Trainer: TBA
Basketball Office Phone: 405-744-5845
Best Time to Reach: contact SID

Sports Information

Basketball SID: Mike Noteware
Office Phone: 405-744-7756
Office Fax: 405-744-7754
Home Phone: 405-372-6743
E-mail: michaen@okstate.edu
Press Row Phone: 405-774-5757
SID Mailing Address: 220 Athletics Center, OSU, Stillwater, OK, 74078

Media Contacts

Beat Writer: Jimmie Tramel, Tulsa World
Office Phone: 918-583-8355
Address: P.O. Box 1770, Tulsa, OK, 74102
Play-by-Play Announcer: Dave Hunziker
Color Analyst: Tom Dirato
Network Office Phone: 573-893-7200
Address: P.O. Box 104180, Jefferson City, MO, 65110-4180

The Series

Series Record vs. NU: NU leads 59-46
First Meeting: 1927 (OSU, 27-24)
Last Meeting: Feb. 7, 2001 (NU, 78-75 ot)
At Lincoln: NU leads 33-12
At Stillwater: OSU leads 28-14
Win Streak: NU one game
Last Five Meetings: NU leads 3-2
Last 10 Meetings: OSU leads 6-4
NU High Score: 89 (1994)
OSU High Score: 103 (1990)
NU Low Score: 19 (1936)
OSU Low Score: 25 (1927)



www.okstate.com

2000-01 Results (20-10, 10-6)

Nov. 21	UMKC	W	69-46
Nov. 28	at North Texas	W	94-56
Dec. 2	vs. UNLV (OT)	W	77-69
Dec. 6	at Wichita State	L	59-61
Dec. 9	vs. Arkansas	W	74-73
Dec. 16	vs. Northwestern St.	W	73-59
Dec. 19	Arkansas-Little Rock	W	70-60
Dec. 22	Lamar	W	86-45
Dec. 30	at San Diego State	L	66-87
Jan. 3	Texas-San Antonio	W	88-63
Jan. 6	at Texas*	L	71-78
Jan. 8	Iowa State* (OT)	W	88-80
Jan. 13	Texas Tech*	W	65-46
Jan. 17	Baylor*	W	76-65
Jan. 20	St. Gregory's	W	74-58
Jan. 24	Texas A&M*	W	76-64
Jan. 27	at Colorado*	L	71-81
Feb. 5	Missouri*	W	69-66
Feb. 7	at Nebraska* (OT)	L	75-78
Feb. 10	at Kansas*	L	61-77
Feb. 14	Oklahoma*	W	72-44
Feb. 17	Texas* (OT)	L	69-80
Feb. 21	at Texas A&M*	W	82-76
Feb. 24	Kansas State*	W	52-47
Feb. 26	Texas Tech*	W	66-58
Feb. 28	Baylor*	W	71-68
Mar. 3	at Oklahoma*	L	56-68
Mar. 8	vs. Texas Tech#	W	71-59
March 9	vs. Texas#	L	54-55
March 15	vs. Southern California^	L	54-69

*Big 12 game #Big 12 Tournament
^NCAA Tournament

The Cowboys

2000-01 Record: 20-10 (10-6 Big 12)
Final 2001 National Ranking: none
2001 Postseason Play: NCAA First Round
Lettermen Returning/Lost: 8/4
Starters Returning/Lost: 5/0
All-Star Candidates: G Maurice Baker, F Fredrik Jonzen, G Victor Williams

Top Returnees

Name	Pos.	Ht.	Wt.	Yr.	Pts.	Reb.
Maurice Baker	G	6-1	175	Sr.	19.8	6.7
Fredrik Jonzen	F	6-10	230	Sr.	15.0	6.5
Victor Williams	G	5-10	185	Jr.	11.5	2.8
Andre Williams	F	6-7	210	Jr.	6.8	7.7
Melvin Sanders	G/F	6-5	205	Jr.	8.0	4.4

Key Newcomers

Name	Pos.	Ht.	Wt.	Yr.
Cheyne Gadson	G	6-3	210	Jr.
Aaron Hill	G	6-4	180	So.
Frans Steyn	C	7-2	295	Fr.

Key Losses

Name	Pos.	Ht.	Wt.	Pts.	Reb.
Jason Keep	C	6-10	280	3.6	2.0

2001-02 Schedule

Nov. 16	Cincinnati
Nov. 17	Austin Peay%
Nov. 19-21	at Las Vegas Tournament%
Nov. 24	North Texas
Nov. 29	New Orleans
Dec. 1	Wichita State
Dec. 8	Jackson State
Dec. 17	Northwestern State
Dec. 19	at UMKC
Dec. 22	vs. Arkansas
Dec. 29	vs. Ball State^
Jan. 5	Texas*
Jan. 8	at Baylor*
Jan. 12	at Iowa State*
Jan. 15	Kansas*
Jan. 19	at Texas Tech*
Jan. 23	Nebraska*
Jan. 26	Colorado*
Jan. 30	at Oklahoma*
Feb. 2	at Kansas State*
Feb. 6	Texas Tech*
Feb. 10	at Fresno State*
Feb. 13	Oklahoma*
Feb. 16	at Texas A&M*
Feb. 20	at Texas*
Feb. 23	Baylor*
Feb. 25	at Missouri*
March 2	Texas A&M*
March 7-10	at Big 12 Tournament


%Las Vegas Tournament
^All-College Classic
*Big 12 game

Iowa State Cyclones

Saturday, Jan. 26 ▼ 8 p.m. (ESPN Regional) ▼ Lincoln, Neb. ▼ Bob Devaney Sports Center
 Sunday, Feb. 16 ▼ 12:45 p.m. (ESPN Regional) ▼ Ames, Iowa ▼ Hilton Coliseum



Larry Eustachy
Head Coach



Jake Sullivan
Sophomore Guard

General Information

Founded: 1858
 Location: Ames, Iowa
 Enrollment: 27,823
 President: Dr. Gregory L. Geoffroy
 Director of Athletics: Bruce Van De Velde
 Nickname: Cyclones
 Colors: Cardinal and Gold
 Conference: Big 12
 Home Arena: James H. Hilton Coliseum
 Capacity: 14,092

Coaching Staff

Head Coach: Larry Eustachy
 Alma Mater: Long Beach State, 1979
 Career Record: 231-112 in 11 years
 Record at ISU: 72-26 in three years
 Eustachy vs. Nebraska: 5-2
 Assistant Coaches: Randy Brown, Lance Irvin,
 Bob Sundvold
 Basketball Trainer: Chris Vernon
 Basketball Office Phone: 515-294-8232
 Best Time to Reach: contact SID

Sports Information

Basketball SID: Mike Green
 Office Phone: 515-294-7019
 Office Fax: 515-294-0558
 Home Phone: 515-268-3077
 E-mail: mgreen@iastate.edu
 Press Row Phone: 515-294-6178
 SID Mailing Address: 1800 S. Fourth St., Jacobson
 Bldg., Ames, IA, 50011

Media Contacts

Beat Writer: Randy Peterson, Des Moines
 Register
 Office Phone: 515-284-8132
 Address: P.O. Box 957, Des Moines, IA, 50309
 Play-by-Play Announcer: Pete Taylor
 Color Analyst: Eric Heft
 Network Office Phone: 515-222-9393
 Address: 4401 Westown Parkway, Suite 224,
 West Des Moines, IA, 50266

The Series

Series Record vs. NU: NU leads 123-91
 First Meeting: Jan. 15, 1909 (NU, 42-20)
 Last Meeting: March 3, 2001 (ISU, 86-73)
 At Lincoln: NU leads 73-29
 At Ames: ISU leads 54-45
 Win Streak: ISU four games
 Last Five Meetings: ISU leads 4-1
 Last 10 Meetings: ISU leads 6-4
 NU High Score: 102 (1994)
 ISU High Score: 114 (1987)
 NU Low Score: 3 (1914)
 ISU Low Score: 3 (1914)



www.cyclones.com

2000-01 Results (25-6, 13-3)

Nov. 21	Morningside (OT)	W	102-97
Nov. 24	Texas Southern	W	109-70
Nov. 27	at Northern Iowa	W	69-55
Dec. 1	Southern [^]	W	94-62
Dec. 2	Southern Mississippi [^]	W	69-67
Dec. 5	Tennessee Tech	W	89-74
Dec. 9	at Iowa	L	68-80
Dec. 17	Drake	W	75-55
Dec. 21	vs. Troy State ^{&}	W	66-56
Dec. 22	vs. BYU ^{&}	W	77-71
Dec. 23	vs. Mississippi ^{&}	W	73-68
Dec. 30	Western Carolina	W	91-53
Jan. 2	Illinois-Chicago	W	95-44
Jan. 6	Oklahoma [*]	W	100-80
Jan. 8	at Oklahoma State ^{*(OT)}	L	80-88
Jan. 13	at Missouri ^{*(4OT)}	L	109-112
Jan. 16	Colorado [*]	W	84-68
Jan. 20	at Nebraska [*]	W	60-59
Jan. 25	Baylor [*]	W	72-51
Jan. 28	at Texas A&M [*]	W	72-53
Jan. 31	at Colorado [*]	W	71-61
Feb. 3	Kansas State [*]	W	84-78
Feb. 5	at Kansas [*]	W	79-77
Feb. 11	Missouri [*]	W	72-64
Feb. 17	Kansas [*]	W	79-71
Feb. 21	at Kansas State [*]	W	62-51
Feb. 24	at Texas [*]	L	78-94
Feb. 28	Texas Tech [*]	W	80-63
March 3	Nebraska [*]	W	86-73
March 9	vs. Baylor [@]	L	49-62
March 15	vs. Hampton ^{\$}	L	57-58

[^]Cyclone Challenge & Yahoo Sports Invite
^{*}Big 12 game [@]Big 12 Tournament
^{\$}NCAA Tournament

The Cyclones

2000-01 Record: 25-6 (13-3 in Big 12)
 Final 2001 National Ranking: 10th/15th (AP/Coaches)
 2001 Postseason Play: NCAA First Round
 Lettermen Returning/Lost: 9/7
 Starters Returning/Lost: 1/4
 All-Star Candidates: G Jake Sullivan

Top Returnees

Name	Pos.	Ht.	Wt.	Yr.	Pts.	Reb.
Jake Sullivan	G	6-1	180	So.	11.4	1.9
Tyray Pearson	F	6-7	210	Sr.	8.4	4.4
Shane Power	F	6-5	210	So.	4.7	3.8

Key Newcomers

Name	Pos.	Ht.	Wt.	Yr.
Adam Schaper	F	6-9	210	Fr.
Tommie King	F	6-6	230	Jr.-TR

Key Losses

Name	Pos.	Ht.	Wt.	Pts.	Reb.
Jamaal Tinsley	G	6-3	195	14.3	*6.0
Martin Rancik	F	6-8	230	13.2	5.5
Kantrail Horton	G	6-1	225	10.7	5.4
Paul Shirley	C	6-10	230	10.0	6.9

*assists per game

2001-02 Schedule

Nov. 19	vs. Hartford [@]
Nov. 22-24	at Las Vegas Invitational (Round 2-4)
Nov. 27	Savannah State
Nov. 30	UW-Milwaukee [#]
Dec. 1	Nebraska-Omaha/San Jose State [#]
Dec. 4	Arkansas-Pine Bluff
Dec. 8	Iowa
Dec. 11	at Boston College
Dec. 15	at Drake
Dec. 23	Maryland-Eastern Shore
Dec. 29	Northern Iowa
Dec. 31	Morris Brown
Jan. 5	at Baylor [*]
Jan. 9	Missouri [*]
Jan. 12	Oklahoma State [*]
Jan. 16	at Colorado [*]
Jan. 19	at Kansas State [*]
Jan. 23	Kansas [*]
Jan. 26	at Nebraska [*]
Jan. 29	Texas A&M [*]
Feb. 2	at Texas Tech [*]
Feb. 6	at Missouri [*]
Feb. 13	Colorado [*]
Feb. 16	Nebraska [*]
Feb. 18	at Kansas [*]
Feb. 23	Kansas State [*]
Feb. 26	at Oklahoma [*]
March 2	Texas [*]
March 7-10	Big 12 Tournament


[@]Las Vegas Invitational First Round
[#]Cyclone Challenge ^{*}Big 12 game

Texas Tech Red Raiders

Wednesday, Jan. 30 ▼ 7:05 p.m. ▼ Lincoln, Neb. ▼ Bob Devaney Sports Center



Bob Knight
Head Coach



Andy Ellis
Senior Center

General Information

Founded: 1923
Location: Lubbock, Texas
Enrollment: 24,558
President: David Schmidly, Ph.D.
Director of Athletics: Gerald Myers
Nickname: Red Raiders
Colors: Scarlet and Black
Conference: Big 12
Home Arena: United Spirit Arena
Capacity: 15,050

Coaching Staff

Head Coach: Bob Knight
Alma Mater: Ohio State, 1962
Career Record: 764-289 in 35 years
Record at Tech: First year
Knight vs. Nebraska: 2-0
Assistant Coaches: Bob Beyer, Pat Knight, Chris Beard
Dir. of Basketball Operations: Les Fertig
Basketball Trainer: Jon Murray
Basketball Office Phone: 806-742-7600
Best Time to Reach: contact SID

Sports Information

Basketball SID: Randy Farley
Office Phone: 806-742-7600 ext. 260
Office Fax: 806-742-1970
Home Phone: 806-791-1247
E-mail: randy.farley@ttu.edu
Press Row Phone: 806-742-3688
SID Mailing Address: Box 42220, Lubbock, TX, 79409-2220

Media Contacts

Beat Writer: Brent Schrottenboer, Lubbock
Avalanche-Journal
Office Phone: 806-766-8733
Address: 710 Ave. J, Lubbock, TX, 79408
Play-by-Play Announcer: Jack Dale
Color Analyst: TBA
Network Office Phone: 806-783-3000
Address: 4413 82nd St., Suite 300, Lubbock, TX, 79424

The Series

Series Record: NU leads 10-6
First Meeting: Dec. 9, 1955 (NU, 69-63)
Last Meeting: Feb. 21, 2001 (TTU, 65-64)
At Lincoln: NU leads 5-2
At Lubbock: Series tied 4-4
Win Streak: TTU one game
Last Five Meetings: NU leads 3-2
Last 10 Meetings: NU leads 6-4
NU High Score: 82 (1998)
Tech High Score: 82 (1964)
NU Low Score: 54 (1958)
Tech Low Score: 46 (1958)



www.texastech.com

2000-01 Results (9-19, 3-13)

Nov. 22	Prairie View A&M	W	82-53
Nov. 25	at Louisiana-Lafayette	W	94-73
Nov. 28	UAB	L	71-89
Dec. 2	Stephen F. Austin	W	54-51
Dec. 5	UTEP	L	80-81
Dec. 8	vs. Ball State [^]	L	71-91
Dec. 12	vs. Western Michigan [^]	W	68-59
Dec. 18	TAMU-Corpus Christi	L	80-86
Dec. 21	at Oral Roberts	W	100-98
Dec. 28	at TCU	L	78-92
Jan. 2	New Mexico State	W	71-65
Jan. 6	Kansas*	L	82-94
Jan. 9	Baylor*	W	68-58
Jan. 13	at Oklahoma State*	L	46-65
Jan. 16	Oklahoma*	W	60-59
Jan. 20	Colorado*	L	71-88
Jan. 27	at Missouri*	L	64-66
Feb. 3	at Baylor*	L	74-82
Feb. 7	at Oklahoma*	L	72-80
Feb. 10	Texas A&M*	L	70-72
Feb. 13	at Texas*	W	73-56
Feb. 18	at Kansas State*	L	54-73
Feb. 21	Nebraska*	W	65-64
Feb. 24	at Texas A&M*	L	52-62
Feb. 28	at Iowa State*	L	63-80
March 3	Texas*	L	55-78
March 8	vs. Oklahoma State#	L	59-71

[^]Indiana Classic
^{*}Big 12 game
[#]Big 12 Tournament game

The Red Raiders

2000-01 Record: 9-19 (3-13 Big 12)
Final 2001 National Ranking: none
2001 Postseason Play: none
Lettermen Returning/Lost: 4/6
Starters Returning/Lost: 2/3
All-Star Candidates: C Andy Ellis, G Mikey Marshall

Top Returnees

Name	Pos.	Ht.	Wt.	Yr.	Pts.	Reb.
Andy Ellis	C	6-11	235	Sr.	14.2	6.3
Andre Emmett	G	6-5	205	So.	7.7	3.6
Marcus Shropshire	G	6-0	200	So.	5.3	1.6
Mikey Marshall	G	6-4	195	So.	3.5	3.8

Key Newcomers

Name	Pos.	Ht.	Wt.	Yr.
Will Chavis	G	5-10	175	Jr.
Mickey Michalec	C	7-0	285	Fr.
Kasib Powell	F	6-7	200	Jr.
Pawel Storzynski	F	6-8	215	Jr.

Key Losses

Name	Pos.	Ht.	Wt.	Pts.	Reb.
Cliff Owens	F	6-8	240	12.6	7.4
Jamal Brown	G	6-0	185	10.7	2.6
Jayson Mitchell	G	6-4	195	7.8	3.9

2001-02 Schedule

Nov. 16	William & Mary [^]
Nov. 17	Texas Tech Tournament [^]
Nov. 20	at SMU
Nov. 24	Sam Houston State
Nov. 26	UTEP
Nov. 28	at New Mexico State
Dec. 1	TCU
Dec. 14	at Houston
Dec. 17	Louisiana-Lafayette
Dec. 22	Stetson
Dec. 30	Minnesota
Jan. 1	Wyoming
Jan. 6	Kansas State*
Jan. 9	at Texas A&M*
Jan. 12	at Oklahoma*
Jan. 14	Texas*
Jan. 19	Oklahoma State*
Jan. 26	Oklahoma*
Jan. 30	at Nebraska*
Feb. 2	Iowa State*
Feb. 6	at Oklahoma State*
Feb. 9	at Kansas*
Feb. 12	Baylor*
Feb. 16	at Colorado*
Feb. 20	Missouri*
Feb. 23	Texas A&M*
Feb. 26	at Texas*
March 2	at Baylor*
March 7-10	at Big 12 Tournament

[^]Texas Tech Tournament
^{*}Big 12 game

Kansas State Wildcats

Saturday, Feb. 9 ▼ 12:45 p.m. (ESPN Regional) ▼ Lincoln, Neb. ▼ Bob Devaney Sports Center
Saturday, March 2 ▼ 7 p.m. ▼ Manhattan, Kan. ▼ Bramlage Coliseum



Jim Wooldridge
Head Coach



Larry Reid
Senior Guard

General Information

Founded: 1863
Location: Manhattan, Kan.
Enrollment: 21,929
President: Dr. Jon Wefald
Director of Athletics: Tim Weiser
Nickname: Wildcats
Colors: Purple and White
Conference: Big 12
Home Arena: Bramlage Coliseum
Capacity: 13,500

Coaching Staff

Head Coach: Jim Wooldridge
Alma Mater: Louisiana Tech, 1977
Career Record: 240-165 in 14 years
Record at KSU: 11-18 in one year
Wooldridge vs. Nebraska: 1-2
Assistant Coaches: Mike Miller, Robbie Laing, Charles Baker
Basketball Dir. of Operations: Jimmy Elgas
Basketball Trainer: Daren Badura
Basketball Office Phone: 785-532-6531
Best Time to Reach: contact SID

Sports Information

Basketball SID: Shawn Nestor
Office Phone: 785-532-7708
Office Fax: 785-532-6093
Home Phone: 785-537-2815
E-mail: snestor@ksu.edu
Press Row Phone: 785-539-3423
SID Mailing Address: Bramlage Coliseum, Suite 144, 1800 College Ave., Manhattan, KS 66502

Media Contacts

Beat Writer: Mark Janssen, Manhattan Mercury
Office Phone: 785-776-2300 ext. 244
Address: 318 North Fifth, Manhattan, KS, 66607
Play-by-Play Announcer: Greg Sharpe
Color Analyst: Ben Boyle
Network Office Phone: 785-272-3456
Address: Box 118, Topeka, KS, 66601

The Series

Series Record vs. NU: KSU leads 114-86
First Meeting: Feb. 19, 1906 (NU, 50-14)
Last Meeting: March 8, 2001 (KSU, 62-58)
At Lincoln: NU leads 54-32
At Manhattan: KSU leads 65-29
Win Streak: KSU one game
Last Five Meetings: NU leads 3-2
Last 10 Meetings: KSU leads 6-4
NU High Score: 92 (1968)
KSU High Score: 114 (1987)
NU Low Score: 10 (1917)
KSU Low Score: 11 (1925)



www.kstatesports.com

2000-01 Results (11-18, 4-12)

Nov. 18	Texas-San Antonio	W	71-55
Nov. 21	at Wichita State	L	66-76
Nov. 28	Tennessee State(OT)	W	69-67
Dec. 2	Illinois	L	56-76
Dec. 5	at Ole Miss	L	46-60
Dec. 9	at Old Dominion	L	51-62
Dec. 16	Eastern Washington	W	70-56
Dec. 20	Hampton	W	86-71
Dec. 23	Iowa	W	86-78
Dec. 30	at Memphis	L	58-81
Jan. 2	Texas-Pan American	W	69-68
Jan. 6	at Texas A&M*	W	53-48
Jan. 10	at Texas*	L	41-63
Jan. 13	Baylor*	L	55-63
Jan. 16	Missouri*	W	80-59
Jan. 20	Oklahoma*(OT)	L	63-64
Jan. 27	at Kansas*	L	66-92
Jan. 30	Nebraska*	L	61-63
Feb. 3	at Iowa State*	L	78-84
Feb. 7	at Missouri*	L	66-70
Feb. 10	Colorado*	L	63-70
Feb. 14	at Nebraska*	L	56-82
Feb. 18	Texas Tech*	W	73-54
Feb. 21	Iowa State*	L	51-62
Feb. 24	at Oklahoma State*	L	47-52
Feb. 28	Kansas*	L	65-77
March 3	at Colorado*	W	72-67
March 8	vs. Nebraska^	W	62-58
March 9	vs. Kansas^	L	63-94

*Big 12 game

^Big 12 Tournament

The Wildcats

2000-01 Record: 11-18 (4-12 Big 12)
Final 2001 National Ranking: none
2001 Postseason Play: none
Lettermen Returning/Lost: 6/3
Starters Returning/Lost: 3/2
All-Star Candidates: G Larry Reid, F Travis Reynolds, F Matt Siebrandt

Top Returnees

Name	Pos.	Ht.	Wt.	Yr.	Pts.	Reb.
Phineas Atchison	G	6-1	170	Sr.	11.7	2.3
Larry Reid	G	6-0	170	Sr.	11.2	3.2
Travis Reynolds	F	6-7	210	Sr.	10.5	7.7
Matt Siebrandt	F	6-8	240	Jr.	9.7	3.8

Key Newcomers

Name	Pos.	Ht.	Wt.	Yr.
Janerio Spurlock	F	6-6	215	Jr.
Pervis Pasco	F	6-9	218	Jr.
Nick Williams	G	6-4	175	Fr.

Key Losses

Name	Pos.	Ht.	Wt.	Pts.	Reb.
Kelvin Howell	F/C	6-9	240	6.7	6.8
Richie Terry	G	6-3	210	5.2	3.7

2001-02 Schedule

Nov. 16	Troy State
Nov. 20	Wisconsin-Green Bay
Nov. 24	Mississippi
Nov. 27	Tennessee State
Dec. 1	Gardner-Webb
Dec. 5	Wichita State
Dec. 8	at Northwestern
Dec. 15	North Texas
Dec. 19	Western Carolina
Dec. 22	at Iowa
Dec. 29	Fairleigh Dickinson
Jan. 6	at Texas Tech*
Jan. 12	Missouri*
Jan. 16	at Baylor*
Jan. 19	Iowa State*
Jan. 22	at Colorado*
Jan. 26	at Missouri*
Jan. 30	Texas*
Feb. 2	Oklahoma State*
Feb. 4	Kansas*
Feb. 9	at Nebraska*
Feb. 12	Texas A&M*
Feb. 16	at Oklahoma*
Feb. 20	Colorado*
Feb. 23	at Iowa State*
Feb. 27	at Kansas*
March 2	Nebraska*
March 7-10 at Big 12 Tournament	

*Big 12 game

Texas A&M Aggies

Wednesday, Feb. 20 ▼ 7 p.m. ▼ College Station, Texas ▼ Reed Arena



Melvin Watkins
Head Coach



Bernard King
Junior Guard

General Information

Founded: 1872
Location: College Station, Texas
Enrollment: 45,000
President: Dr. Ray Bowen
Director of Athletics: Wally Groff
Nickname: Aggies
Colors: Maroon and White
Conference: Big 12
Home Arena: Reed Arena
Capacity: 12,500

Coaching Staff

Head Coach: Melvin Watkins
Alma Mater: UNC Charlotte, 1977
Career Record: 72-75 in five years
Record at A&M: 30-55 in three years
Watkins vs. Nebraska: 1-2
Assistant Coaches: Tom Billeter, Lew Hill, Bobby Kummer
Basketball Dir. of Operations: Kevin Hurley
Basketball Trainer: Mike Ricke
Basketball Office Phone: 979-845-4531
Best Time to Reach: contact SID

Sports Information

Basketball SID: Colin Killian
Office Phone: 979-845-3289
Office Fax: 979-845-0564
Home Phone: 979-693-1163
E-mail: ckillian@athletics.tamu.edu
Press Row Phone: 979-862-6944
SID Mailing Address: Sports News Office, College Station, TX, 77843-1228

Media Contacts

Beat Writer: Tim Schnettler, Bryan/College Station Eagle
Office Phone: 979-776-4444
Address: Box 3000, Bryan, TX, 77805
Play-by-Play Announcer: Dave South
Color Analyst: Al Pulliam, Colin Killian
Network Office Phone: 979-845-3248
Address: Texas A&M Athletic Dept., College Station, TX, 77843-1228

The Series

Series Record vs. NU: NU leads 7-2
First Meeting: Dec. 13, 1970 (NU, 78-69)
Last Meeting: Feb. 28, 2001 (NU, 97-69)
At Lincoln: NU leads 5-0
At College Station: A&M leads 2-1
Win Streak: NU one game
Last Five Meetings: NU leads 4-1
NU High Score: 97 (2001)
A&M High Score: 83 (2000)
NU Low Score: 64 (1987)
A&M Low Score: 58 (1998)



www.AggieAthletics.com

2000-01 Results (10-20, 3-13)

Nov. 18	at George Washington	L	74-94
Nov. 20	North Texas	W	77-74
Nov. 26	Birmingham-Southern	L	54-74
Nov. 29	Morris Brown	W	79-46
Dec. 2	at VCU (OT)	L	106-107
Dec. 5	Lamar	W	83-60
Dec. 9	vs. North Carolina	L	60-82
Dec. 22	at Long Beach State	L	76-83
Dec. 27	vs. Saint Louis@	L	60-72
Dec. 29	vs. Manhattan@	W	72-64
Dec. 30	vs. Detroit-Mercy@(OT)	W	81-72
Jan. 4	Centenary	W	77-67
Jan. 6	Kansas State*	L	48-53
Jan. 9	at Oklahoma*	L	65-78
Jan. 13	at Colorado*	L	58-88
Jan. 17	Texas*	L	58-76
Jan. 20	at Kansas*	L	70-100
Jan. 24	at Oklahoma State*	L	64-76
Jan. 28	Iowa State*	L	53-72
Jan. 30	at Texas*	L	61-81
Feb. 3	Oklahoma*	L	63-72
Feb. 6	Baylor*	W	73-69
Feb. 10	at Texas Tech*	W	72-70
Feb. 14	Texas-Pan American	W	81-78
Feb. 17	Missouri*	L	90-97
Feb. 21	Oklahoma State*	L	76-82
Feb. 24	Texas Tech*	W	62-52
Feb. 28	at Nebraska*	L	69-97
March 3	at Baylor*	L	59-85
March 7	vs. Missouri^	L	62-77

@Outrigger Rainbow Classic
*Big 12 game
^Big 12 Tournament

The Aggies

2000-01 Record: 10-20 (3-13 Big 12)
Final 2001 National Ranking: none
2001 Postseason Play: none
Lettermen Returning/Lost: 9/3
Starters Returning/Lost: 4/1
All-Star Candidates: F Nick Anderson, G Bernard King, F Jesse King

Top Returnees

Name	Pos.	Ht.	Wt.	Yr.	Pts.	Reb.
Bernard King	G	6-5	188	Jr.	18.0	3.8
Nick Anderson	F	6-6	226	So.	10.3	5.2
Andy Leatherman	G	6-3	205	Sr.	6.3	2.9
Nolan Butterfrass	C	6-10	244	So.	2.4	2.0

Key Newcomers

Name	Pos.	Ht.	Wt.	Yr.
Michael Gardener	G	5-10	175	So.
Bradley Jackson	G	5-11	175	Jr.
Daryl Mason	G/F	6-6	185	Fr.

Key Losses

Name	Pos.	Ht.	Wt.	Pts.	Reb.
Carlton Brown	F	6-6	215	9.8	5.2
Jamaal Gilchrist	G	5-10	180	7.7	2.6

2001-02 Schedule

Nov. 19	George Washington
Nov. 24	at Lamar
Nov. 26	Davidson
Nov. 30	Long Beach State
Dec. 2	Loyola Marymount
Dec. 5	SE Louisiana
Dec. 8	Miami, Fla.
Dec. 14	vs. Tulsa
Dec. 17	at SW Missouri State#
Dec. 20-	
Dec. 22	at Las Vegas Invitational#
Dec. 30	at North Carolina
Jan. 3	at Centenary
Jan. 5	at Oklahoma*
Jan. 9	Texas Tech*
Jan. 16	at Missouri*
Jan. 19	Baylor*
Jan. 23	at Texas*
Jan. 26	Kansas*
Jan. 29	at Iowa State*
Feb. 3	at Baylor*
Feb. 6	Texas*
Feb. 9	Oklahoma*
Feb. 12	at Kansas State*
Feb. 16	Oklahoma State*
Feb. 20	Nebraska*
Feb. 23	at Texas Tech*
Feb. 26	Colorado*
March 2	at Oklahoma State*
March 7-10	at Big 12 Tournament

#Las Vegas Invitational game
*Big 12 game

Baylor Bears

Wednesday, Feb. 27 ▼ 7:05 p.m. ▼ Lincoln, Neb. ▼ Bob Devaney Sports Center



Dave Bliss
Head Coach



Greg Davis
Senior Forward

General Information

Founded: 1845
Location: Waco, Texas
Enrollment: 13,719
President: Dr. Robert B. Sloan Jr.
Director of Athletics: Tom Stanton
Nickname: Bears
Colors: Green and Gold
Conference: Big 12
Home Arena: Ferrell Center
Capacity: 10,284

Coaching Staff

Head Coach: Dave Bliss
Alma Mater: Cornell, 1965
Career Record: 498-298 in 26 years
Record at BU: 33-27 in two years
Bliss vs. Nebraska: 8-10
Assistant Coaches: Doug Ash, Kevin Lewis, Brian O'Neill
Basketball Dir. of Operations: John Marczak
Basketball Trainer: Jerry Pate
Basketball Office Phone: 254-710-3096
Best Time to Reach: contact SID

Sports Information

Basketball SID: Heath Nielsen
Office Phone: 254-710-2743
Office Fax: 254-710-3169
Home Phone: 254-420-1249
E-mail: heath_nielsen@baylor.edu
Press Row Phone: 254-710-3955
SID Mailing Address: 150 Bear Run, Waco, TX, 76711

Media Contacts

Beat Writer: John Werner, Waco Tribune-Herald
Office Phone: 254-757-5710
Address: 900 Franklin, Waco, TX, 76703
Play-by-Play Announcer: John Morris
Color Analyst: Pat Nunley
Network Office Phone: 254-710-1234
Address: 150 Bear Run, Waco, TX, 76711

The Series

Series Record vs. NU: NU leads 7-4
First Meeting: Dec. 17, 1949 (NU, 69-55)
Last Meeting: Feb. 10, 2001 (BU, 69-58)
At Lincoln: NU leads 4-0
At Waco: Series tied 2-2
Win Streak: BU two games
Last Five Meetings: NU leads 3-2
Last 10 Meetings: NU leads 6-4
NU High Score: 79 (1988)
BU High Score: 82 (1988)
NU Low Score: 55 (2000)
BU Low Score: 46 (1998)



www.gobaylorbears.com

2000-01 Results (19-12, 6-10)

Nov. 22	Arkansas-Pine Bluff	W	85-40
Nov. 25	Hardin-Simmons	W	93-52
Dec. 2	Arkansas-Little Rock	W	54-51
Dec. 9	St. Edwards	W	84-57
Dec. 16	at Cal State Fullerton	W	80-50
Dec. 19	Grambling State	W	91-82
Dec. 21	Liberty	W	87-51
Dec. 23	at North Texas	W	88-63
Dec. 28	Rice	W	73-57
Dec. 30	Montana	W	77-57
Jan. 2	Texas Southern	W	63-52
Jan. 6	Colorado*	W	61-56
Jan. 9	at Texas Tech*	L	58-68
Jan. 13	at Kansas State*	W	63-55
Jan. 17	Oklahoma State*	L	65-76
Jan. 20	at Texas*(OT)	L	66-73
Jan. 25	at Iowa State*	L	51-72
Jan. 31	Oklahoma*	L	51-65
Feb. 3	Texas Tech*	W	82-74
Feb. 6	at Texas A&M*	L	69-73
Feb. 10	Nebraska*	W	69-58
Feb. 12	Kansas*	W	85-77
Feb. 17	at Oklahoma*	L	60-82
Feb. 21	Texas*	L	59-69
Feb. 24	at Missouri*	L	59-69
Feb. 28	at Oklahoma State*	L	68-71
March 3	Texas A&M*	W	85-59
March 8	vs. Colorado#(OT)	W	86-84
March 9	vs. Iowa State#	W	62-49
March 10	vs. Texas#	L	62-76
March 14	at New Mexico@	L	73-83

*Big 12 game
#Big 12 Tournament
@National Invitational Tournament

The Bears

2000-01 Record: 19-12 (6-10 in Big 12)
Final 2001 National Ranking: none
2001 Postseason Play: NIT First Round
Lettermen Returning/Lost: 8/5
Starters Returning/Lost: 3/2
All-Star Candidates: G Wendell Greenleaf, F Greg Davis

Top Returnees

Name	Pos.	Ht.	Wt.	Yr.	Pts.	Reb.
W. Greenleaf	G	6-2	190	Jr.	10.5	2.6
Greg Davis	F	6-9	230	Sr.	9.2	6.1
Steven Othoro	C	6-10	260	Jr.	3.7	3.4

Key Newcomers

Name	Pos.	Ht.	Wt.	Yr.
Rod Nealy	F	6-6	210	Jr.
Kenny Taylor	G	6-3	175	Fr.
John Lucas	G	5-11	165	Fr.
Lawrence Roberts	F	6-8	220	Fr.

Key Losses

Name	Pos.	Ht.	Wt.	Pts.	Reb.
DeMarcus Minor	G	6-4	215	15.2	5.9
Terry Black	F	6-5	210	15.4	8.4

2001-02 Schedule

Nov. 17	Hardin-Simmons
Nov. 21	Texas-Arlington
Nov. 24	Sacred Heart
Nov. 27	SMU
Nov. 29	Cal State Fullerton
Dec. 1	at Rice
Dec. 8	North Texas
Dec. 17	Centenary
Dec. 20	at Puerto Rico@
Dec. 21	vs. Coppin State/Florida Int.@
Dec. 22	San Juan Shootout (final round)@
Dec. 29	at TCU
Jan. 2	Colorado State
Jan. 5	Iowa State*
Jan. 8	Oklahoma State*
Jan. 12	at Texas*
Jan. 16	Kansas State*
Jan. 19	at Texas A&M*
Jan. 26	Texas*
Jan. 30	at Colorado*
Feb. 3	Texas A&M*
Feb. 6	at Oklahoma*
Feb. 9	Missouri*
Feb. 12	at Texas Tech*
Feb. 16	at Kansas*
Feb. 19	Oklahoma*
Feb. 23	at Oklahoma State*
Feb. 27	at Nebraska*
March 2	Texas Tech*
March 7-10	at Big 12 Tournament

@San Juan Shootout
*Big 12 game

Nebraska Opponent Series Results

Baylor (NU leads 7-4)

Husker-Bear Notes

▼ The Huskers won the first three meetings, and four of the past six, to take the series lead.

▼ Neither team has scored more than 70 points in any of the past six games.

Husker-Bear Superlatives

Most consecutive wins (year ended): Nebraska 4 (1999-2000); Baylor 2 (1996-97 and 2000-01)

Most points scored: Nebraska 79, at Maui, Nov. 28, 1987; Baylor, 82, at Maui, Nov. 28, 1987

Highest combined score: 161, Baylor 82, Nebraska 79, at Maui, Nov. 28, 1987

Biggest winning margin: Nebraska, 19, at Kansas City, March 7, 1998 (65-46); Baylor, 11, at Waco, Feb. 19, 1997 (71-60), at Waco, Feb. 10, 2001 (69-58)

Individual scoring high: Nebraska 25, Venson Hamilton at Waco, Jan. 16, 1999; Baylor, 26, Terry Teagle at Waco, Dec. 9, 1981

In Lincoln: NU leads, 4-0

At Devaney Center: NU leads, 3-0

In Waco: Series tied, 2-2

At Ferrell Center: series tied, 1-1

At Maui: BU leads, 1-0

In Kansas City: series tied, 1-1

In Kemper Arena: series tied, 1-1

In Phillips 66 Big 12 Tournament: series tied, 1-1

Year	Site	Result	Score
1949-50	H	W	69-55
1981-82	A	W	64-63
1982-83	H	W	59-56
1987-88	N	L	79-82
1996-97	A	L	60-71
1997-98	H	W	66-55
	*N	W	65-46
1998-99	A	W	68-55
1999-2000	H	W	69-55
	*N	L	*55-63
2000-01	A	L	58-69

* Phillips 66 Big 12 Tournament

Colorado (NU leads 66-61)

Husker-Buffalo Notes

▼ Nebraska has won 24 of the last 32 meetings between the teams to take a 66-61 series lead. Nebraska has won 17 of the last 19 over the Buffs in Lincoln.

▼ Colorado is Nebraska's second-oldest conference rival, as the teams first met during the 1902-03 season in Boulder. The series, though, ranks as Nebraska's second shortest among former Big Eight teams at 127 games (NU has faced Oklahoma State 105 times).

▼ Nebraska has swept Colorado eight times since the 1985 season, while CU has not swept the Huskers since the 1972-73 season.

Husker-Buffalo Superlatives

Most consecutive wins (year ended): Nebraska eight (1949-50, first eight games of series); Colorado 11 (1964-65)

Most points scored: Nebraska, 106, at Lincoln, Jan. 8, 1994; Colorado, 95, at Boulder, March 5, 1966

Highest combined score: 186, Nebraska,

100, Colorado, 86, at Boulder, Feb. 8, 1995

Biggest winning margin: Nebraska, 39, at Lincoln, Jan. 8, 1994 (105-67); Colorado, 42, at Big Seven Tournament, Dec. 29, 1954 (89-47)

Individual scoring high: Nebraska, 31, Jaron Boone, at Boulder, Feb. 8, 1995, Tyronn Lue, at Boulder, Feb. 21, 1998; Colorado, 42, Chuck Gardner, at Boulder, March 5, 1966

In Lincoln: NU leads, 43-13

At Devaney Center: NU leads, 21-5

In Boulder: CU leads, 35-22

At Coors Events Center: NU leads, 12-10

In Kansas City: CU leads, 13-1

At Kemper Arena: CU leads, 2-0

In Phillips 66 Big Eight Tournament: CU leads, 1-0

Year	Site	Result	Score
1902-03	A	W	28-12
1919-20	A	W	27-16
	A	W	24-17
1937-38	H	W	29-18
1947-48	A	W	59-55
	H	W	58-53
1948-49	H	W	45-43
	A	W	56-45
1949-50	*N	L	57-67
	A	L	59-72
	H	W	59-49
1950-51	A	L	45-51
	H	W	58-45
1951-52		L	63-68
	H	W	63-61
	A	L	65-67
1952-53	*N	L	53-67
	A	W	80-65
	H	L	78-86
1953-54	H	L	67-75
	A	L	58-83
1954-55	*N	L	47-89
	H	W	84-77
	A	L	66-77
1955-56	A	L	63-78
	H	L	50-77
1956-57	H	W	74-52
	A	L	56-60
1957-58	H	W	50-41
	A	L	52-54
1958-59	*N	L	50-54
	A	L	50-57
	H	W	62-61
1959-60	*N	L	55-64
	A	L	57-62 (OT)
	H	L	54-58
1960-61	H	W	65-61
	A	W	51-66**
1961-62	H	L	56-58
	A	L	63-74
1962-63	*N	L	47-59
	H	L	47-75
	A	L	51-80
1963-64	*N	L	58-80
	H	L	52-60
	A	L	73-89
1964-65	*N	L	52-70
	A	L	52-62
	H	W	66-59
1965-66	H	W	70-63
	A	L	88-95
1966-67	*N	L	66-73
	H	W	84-80
	A	L	57-64
1967-68	H	W	87-73
	A	L	73-75

1968-69	A	L	81-83
	H	W	79-65
1969-70	*N	L	60-72
	H	W	60-58
	A	L	59-76
1970-71	*N	W	77-67
	A	W	65-63
	H	W	85-71
1971-72	H	W	67-55
	A	L	57-67
1972-73	H	L	59-67
	A	L	63-71
1973-74	A	L	64-65
	H	W	65-42
1974-75	H	W	85-59
	A	L	61-62
1975-76	A	W	66-64
	H	W	80-61
1976-77	*N	L	50-55
	H	W	69-54
	A	W	73-62
1977-78	A	L	64-73
	H	W	86-75
1978-79	*N	L	61-74
	A	L	61-64
	H	W	79-52
1979-80	A	W	53-44
	H	L	55-56
1980-81	H	L	59-62
	A	W	57-56
	***N	L	66-70
1981-82	A	W	74-57
	H	W	74-57
1982-83	A	L	69-72
	H	W	68-56
1983-84	A	L	57-60
	H	W	75-67
1984-85	H	W	85-67
	A	L	61-64
1985-86	A	W	77-60
	H	W	79-72
1986-87	H	W	86-66
	A	W	68-65
1987-88	A	W	63-57
	H	W	75-67
1988-89	A	L	80-83
	H	W	97-59
1989-90	A	W	91-82
	H	W	96-82
1990-91	A	L	69-86
	H	W	86-72
1991-92	A	W	84-74
	H	W	84-70
1992-93	A	W	82-67
	H	W	76-67
1993-94	H	W	106-67
	A	L	81-86
1994-95	A	W	100-86
	H	L	74-80
1995-96	H	W	79-74
	A	L	64-78
1996-97	A	L	73-79
	H	W	77-69
1997-98	H	W	87-72
	A	W	79-71
1998-99	H	W	72-55
	A	W	57-52
1999-2000	A	L	58-70
	H	W	69-64
2000-01	H	L	57-60
	H	W	87-82 (OT)

*at Kansas City

**Colorado forfeit

***Phillips 66 Big Eight Tournament

Iowa State (NU leads 123-91)**Husker-Cyclone Notes**

▼ Eleven of the past 18 meetings in the series have been decided by six points or less, including three of the last five being decided by two points or less. Overall, 18 of the last 23 games have been decided by 10 or fewer points.

▼ Nebraska's win in Ames in 1997-98 was a significant one. It marked the first time NU had won six straight league games in 17 seasons and the first time NU won three consecutive league road games in 14 years. The Huskers have won five of the last 11 meetings at Hilton Coliseum.

Husker-Cyclone Superlatives

Most consecutive wins (year ended): Nebraska, 16 (1914-15); Iowa State, seven (1962-63)

Most points scored: Nebraska, 97, at Lincoln, Jan. 12, 1991; Iowa State, 114, at Ames, Jan. 20, 1988

Highest combined score: 198, Nebraska, 102, Iowa State, 96, at Lincoln, Feb. 12, 1994

Biggest winning margin: Nebraska, 29, at Lincoln, Feb. 15, 1936 (49-20); Iowa State, 38, at Ames, Jan. 20, 1988 (114-74)

Individual scoring high: Nebraska, 32, Marvin Stewart, twice; Iowa State, 39, Don Smith, at Lincoln, Jan. 5, 1968

In Lincoln: NU leads, 73-29

At Devaney Center: NU leads, 16-10

In Ames: ISU leads, 54-45

At Hilton Coliseum: ISU leads, 17-13

In Kansas City: ISU leads, 8-5

At Kemper Arena: ISU leads, 2-1

In Phillips 66 Big Eight Tournament:

ISU leads, 2-1

Year	Site	Result	Score
1908-09	H	W	42-20
	H	W	40-21
	A	L	16-22
	A	W	31-17
1909-10	H	W	24-21
	H	W	29-26
	A	L	23-34
	A	L	17-18
1910-11	H	W	41-20
	H	L	31-33
	A	L	27-31
	A	W	22-19
1911-12	H	W	33-12
	H	W	40-14
	A	W	31-21
	A	W	31-12
1912-13	A	W	29-12
	A	W	16-10
	H	W	28-8
	H	W	24-12
1913-14	A	W	15-9
	A	W	16-3
	H	W	24-16
	H	W	41-13
1914-15	H	L	3-15
	H	W	25-12
	A	W	24-12
	A	L	11-25
1915-16	H	W	35-21
	H	W	31-14
	A	W	23-14
	A	W	29-17
1916-17	A	L	7-19

	A	L	17-24
	H	L	22-24
	H	W	24-21
1920-21	A	L	30-38
	A	W	32-23
	H	W	33-16
	H	W	37-11
1921-22	A	W	21-14
	H	L	7-26
1922-23	A	W	21-15
	H	L	17-21
1923-24	A	W	18-16
	H	W	27-14
1924-25	H	W	37-17
	A	W	28-13
1925-26	H	W	18-13
	A	W	27-12
1926-27	H	W	35-19
	A	L	24-26
1927-28	H	W	37-26
	A	W	32-26
1928-29	H	W	45-39
	A	L	33-37
1929-30	A	W	32-22
	H	W	52-50
1930-31	H	W	31-19
	A	L	28-42
1931-32	A	W	28-24
	H	L	32-33
1932-33	H	L	25-30 (OT)
	A	W	43-16
1933-34	A	W	37-31
	H	W	26-21
1934-35	H	W	32-31
	A	L	14-22
1935-36	A	L	40-41 (OT)
	H	W	49-20
1936-37	H	W	45-33
	A	W	48-31
1937-38	A	W	35-32
	H	W	50-23
1938-39	H	W	51-44
	A	L	28-41
1939-40	H	W	44-28
	A	L	33-40
1940-41	A	W	38-35
	H	W	41-36
1941-42	A	L	33-39
	H	W	39-31
1942-43	A	L	38-50
	H	W	51-36
1943-44	H	L	24-56
	A	L	35-58
1944-45	H	L	38-50
	A	L	45-47
1945-46	A	L	39-57
	H	L	45-57
1946-47	*N	W	54-51
	A	L	44-61
	H	L	54-56
1947-48	A	L	44-55
	H	L	62-57
1948-49	H	W	71-50
	A	W	44-41
1949-50	*N	W	85-67 (OT)
	H	W	64-46
	A	W	56-54 (OT)
1950-51	H	W	51-49
	A	L	51-67
1951-52	*N	L	66-76
	A	L	72-78
	H	W	75-53
1952-53	*N	W	83-79
	H	L	60-78

	A	L	66-93
1953-54	A	W	74-60
	H	W	78-65
1954-55	H	W	76-63
	A	L	75-82
1955-56	H	L	69-71 (OT)
	A	L	74-94
1956-57	*N	L	69-89
	A	L	47-59
	H	W	67-58
1957-58	*N	L	51-61
	H	L	52-57
	A	L	63-78
1958-59	H	W	52-49
	A	L	56-59
1959-60	A	L	53-57
	H	W	69-49
1960-61	H	L	58-66
	A	L	62-68
1961-62	A	L	72-84
	H	L	66-79
1962-63	*N	L	68-82
	A	L	69-83
	H	L	54-75
1963-64	A	W	55-52
	H	W	57-55
1964-65	*N	L	62-69
	H	W	88-79
	A	W	69-65
1965-66	A	W	76-74
	H	W	81-70
1966-67	H	W	94-82
	A	W	76-65
1967-68	A	L	70-85
	H	L	92-93 (OT)
1968-69	A	L	93-99 (OT)
	H	L	74-75 (OT)
1969-70	*N	W	74-66
	A	L	70-72
	H	W	87-81
1970-71	H	W	84-62
	A	W	69-67 (OT)
1971-72	H	W	76-71
	A	L	67-76
1972-73	*N	L	64-75
	A	L	60-81
	H	L	76-82
1973-74	H	W	91-88 (3OT)
	A	L	58-76
1974-75	H	W	75-62
	A	L	69-82
1975-76	A	W	66-56
	H	W	82-66
1976-77	*N	W	75-55
	A	W	49-48
	H	W	66-51
1977-78	H	L	59-65
	A	W	62-56
1978-79	A	W	72-68
	H	L	46-48
1979-80	A	W	58-50
	H	W	69-66
1980-81	A	W	61-56
	H	W	81-61
1981-82	H	W	60-47
	A	L	61-63
1982-83	A	W	59-54
	H	W	67-66
	**H	W	94-71
1983-84	A	W	64-63
	H	L	48-69
1984-85	A	L	65-76
	H	W	74-57
1985-86	H	W	75-58

Opponents

	A	L	73-81
	**N	L	58-75
1986-87	A	L	75-91
	H	W	66-65
1987-88	A	L	76-114
	H	L	84-85
1988-89	A	L	76-88
	H	W	77-74
1989-90	H	L	83-91
	A	L	85-101
1990-91	H	W	97-87
	A	W	65-57
1991-92	H	W	68-63
	A	W	80-70
1992-93	A	L	69-96
	H	W	91-87
1993-94	A	W	78-72
	H	W	102-96
1994-95	A	L	69-72
	H	L	77-79
1995-96	H	L	65-75
	A	L	59-74
	*N	L	60-62
1996-97	H	L	67-77
	A	W	74-69 (OT)
1997-98	H	W	63-49
	A	W	70-62
1998-99	A	L	47-52
	H	W	59-57
1999-2000	H	L	65-66
	A	L	65-87
2000-01	H	L	59-60
	A	L	73-86

* at Kansas City

**Phillips 66 Big Eight Tournament

Kansas (NU trails 70-149)

Husker-Jayhawk Notes

▼ Nebraska's regular-season sweep of Kansas in 1999 marked the Huskers' first sweep against the Jayhawks in 16 seasons and NU's win at Lawrence was its first at Allen Fieldhouse since 1983.

▼ The Huskers' 15-point victory over KU in Lincoln in 1999 was their largest against the Jayhawks since a 75-55 home win in 1982.

▼ Nebraska handed Kansas its worst loss ever, 48-8, in the first-ever meeting between the schools on March 2, 1900. Kansas turned the trick on Nebraska during the 1957-58 season, handing the Cornhuskers their worst loss ever, 102-46, in Lawrence.

▼ The Huskers and Jayhawks combined for 39 points in overtime at Lawrence in 1996-97, only one point shy of the NCAA record.

Husker-Jayhawk Superlatives

Most consecutive wins (year ended): Nebraska eight (1912-13); Kansas 12, twice (1944-45, 1954-55)

Most points scored: Nebraska, 99, at Lincoln, Feb. 19, 1972; Kansas, 110, at Lawrence, Feb. 26, 1966

Highest combined score: 191, Kansas, 98, Nebraska, 93, at Lincoln, Jan. 8, 1990

Biggest winning margin: Nebraska, 40, at Lincoln, March 2, 1900 (48-8); Kansas, 56, at Lawrence, Feb. 8, 1958 (102-46)

Individual scoring high: Nebraska, 38, Tom Russell, at Lincoln, Feb. 21, 1962; Kansas, 46, Wilt Chamberlain, at Lawrence, Feb. 8, 1958

In Lincoln: KU leads, 54-43

At Devaney Center: NU leads, 15-9

In Lawrence: KU leads, 78-23

Allen Fieldhouse: KU leads, 39-7

In Kansas City: KU leads, 16-4

At Kemper Arena: KU leads, 4-1

In Manhattan, Kan.: KU leads, 1-0

In Phillips 66 Big Eight/Big 12 Tournament: KU leads, 4-1

Year	Site	Result	Score
1899-1900	H	W	48-8
1901-02	A	W	35-29
1902-03	H	W	23-19
1905-06	H	L	17-37
1906-07	A	W	32-19
1907-08	A	W	20-17
	A	W	23-21
	H	L	26-28
	H	L	25-28
1908-09	A	L	13-48
	A	L	17-36
	H	L	13-18
	*N	L	22-28
	*N	L	15-24
	*N	W	32-29
1909-10	A	L	17-33
	A	L	16-40
	H	L	20-40
	H	L	13-40
1910-11	A	W	15-11
	A	L	12-37
	H	W	38-26
	H	W	34-24
1911-12	A	W	30-26
	A	W	30-27
	H	W	49-21
	H	W	29-28
1912-13	H	W	40-26
	A	W	18-16
	**N	L	24-30
1914-15	A	L	17-45
	A	L	23-30
1915-16	H	W	34-33
	H	W	40-27
1916-17	A	W	21-19
	A	L	10-30
1917-18	H	W	24-23
	H	L	25-31
1918-19	A	L	17-31
	A	W	29-24
1921-22	H	L	15-25
	A	L	18-41
1922-23	A	L	20-30
	H	L	15-36
1923-24	A	L	18-19
	H	L	10-13
1924-25	H	L	20-25
	A	L	20-28
1925-26	H	L	14-25
	A	L	17-30
1926-27	A	W	27-24
	H	L	25-34
1927-28	A	L	27-33
	H	W	32-28
1928-29	H	W	30-29
	A	W	37-31
1929-30	A	L	20-27
	H	L	35-36
1930-31	A	W	31-30 (OT)
	H	L	29-34
1931-32	H	L	31-34
	A	L	19-51
1932-33	A	L	29-32
	H	L	20-34
1933-34	H	W	24-21

1934-35	A	L	24-25
	H	L	21-32
	H	L	24-32
1935-36	A	L	23-45
	H	L	36-43
1936-37	A	L	22-27
	H	W	37-32
1937-38	A	L	33-48
	H	L	47-50
1938-39	H	W	48-37
	A	L	46-49
1939-40	A	L	24-40
	H	L	41-48
1940-41	A	L	38-44
	H	L	53-55
1941-42	H	L	32-51
	A	L	30-58
1942-43	H	L	24-56
	A	L	33-52
1943-44	A	L	27-51
	H	L	47-56
1944-45	A	L	33-48
	H	W	59-45
1945-46	H	L	45-56
	A	L	30-72
1946-47	H	W	48-46
	A	L	37-69
1947-48	*N	L	60-64
	A	W	61-57
	H	W	70-64
1948-49	H	W	52-34
	A	W	49-39
1949-50	H	W	57-56
	A	L	36-49
1950-51	*N	L	47-63
	A	L	41-66
	H	L	52-61
1951-52	H	L	66-69
	A	L	52-90
1952-53	*N	L	66-73
	H	L	59-65
	A	L	58-77
1953-54	A	L	68-79
	H	L	62-67
1954-55	*N	L	66-69
	H	W	66-62
	A	W	66-55
1955-56	A	L	56-80
	H	L	56-60
1956-57	H	L	54-69
	A	L	60-87
1957-58	A	L	46-102
	H	W	43-41
1958-59	H	W	55-63
	A	L	50-66
1959-60	H	L	47-60
	A	L	74-79
1960-61	*N	L	53-78
	H	L	33-38
	A	W	69-68
1961-62	*N	L	68-69
	A	W	69-67
	H	L	70-73
1962-63	A	L	53-72
	H	L	39-45
1963-64	A	L	48-74
	H	L	55-64
1964-65	H	L	56-66
	A	L	62-71
1965-66	*N	L	61-71
	H	W	83-75
	A	L	73-110
1966-67	A	L	58-84
	H	L	57-64
1967-68	A	L	60-71
	H	W	76-69

1968-69	*N	L	56-82
	H	L	52-56
	A	L	73-79
1969-70	*N	W	78-73
	H	W	84-73
	A	L	87-100
1970-71	*N	L	52-72
	H	L	67-81
	A	L	54-59
1971-72	A	L	55-57 (OT)
	H	W	99-78
1972-73	*N	W	74-72
	A	W	59-46
	H	W	62-59
1973-74	*N	L	66-75
	A	L	64-79
	H	L	46-51
1974-75	*N	L	62-63
	A	L	44-72
	H	L	77-79 (2OT)
1975-76	*N	L	66-69
	H	W	57-54
	A	W	62-58
1976-77	H	W	60-57
	H	L	66-74
	*N	L	58-61
1977-78	H	W	62-58
	A	L	70-75
1978-79	H	W	66-64 (OT)
	A	L	59-66
1979-80	H	W	64-57
	A	W	61-56
1980-81	H	W	57-54
	A	L	49-75
1981-82	H	W	75-55
	A	L	63-66
1982-83	H	W	68-61
	A	W	60-58
1983-84	A	L	61-77
	H	L	66-67
1984-85	H	L	80-91
	A	L	65-70
	*N	L	69-74
1985-86	H	L	70-81
	A	L	61-79
1986-87	A	L	65-86
	H	W	83-81 (OT)
1987-88	H	W	70-68
	A	L	48-70
1988-89	H	W	74-70
	A	L	71-80
1989-90	H	L	93-98
	A	L	67-94
1990-91	A	L	77-85
	H	W	85-75
	*N	W	87-83
1991-92	A	L	78-103
	H	W	83-81 (OT)
1992-93	H	W	68-64
	A	L	83-94
1993-94	A	L	87-94
	H	W	96-87
1994-95	A	L	67-84
	H	L	68-91
1995-96	H	L	73-88
	A	L	71-81
1996-97	A	L	77-82 (OT)
	H	L	65-85
1997-98	A	L	76-96
	H	L	71-82
	*N	L	59-91
1998-99	H	W	84-69
	A	W	64-59
	*N	L	53-77
1999-2000	A	L	82-97
	H	L	58-83

2000-01	A	L	62-84
	H	L	74-78
*at Manhattan, Kan.			
**Phillips 66 Big Eight/Big 12 Tournament			
Kansas State (NU trails 86-114)			
Husker-Wildcat Notes			
▼ Nebraska handed Kansas State a 36-point setback in the series' initial game at Manhattan during the 1905-06 season.			
▼ The teams have split five of the last seven regular-season series.			
▼ Nebraska's rally from an 18-point halftime deficit against the 'Cats was the largest since complete box scores have been included in NU record books, beginning with the 1972-73 season.			
▼ After upsetting Kansas in 1958 at Lincoln, the Huskers upset Kansas State and Omaha native Bob Boozer in their next outing, 55-48. Despite the loss, Kansas State was No. 1 in the AP poll when the new ranking came out the day after the game and the 'Cats went on to finish fourth in the NCAA Tournament.			
▼ Nebraska ended an 18-game road losing streak with a 63-61 victory over KSU in Manhattan, Kan., in 2001. The road losing streak was the third-longest in Nebraska history.			
Husker-Wildcat Superlatives			
Most consecutive wins (year ended): Nebraska six, twice (1916-17, 1937-38); Kansas State, 11, (1964-65)			
Most points scored: Nebraska, 92, in Lincoln, Feb. 10, 1968; Kansas State, 114, at Manhattan, Jan. 14, 1987			
Biggest winning margin: Nebraska, 36, at Manhattan, 1905-06 (50-14, first game of series); Kansas State, 36, at Manhattan, Feb. 4, 1957 (89-53)			
Individual scoring high: Nebraska, 34, Jerry Fort, in Lincoln, Jan. 17, 1976; Kansas State, 30, Willie Murrell, at Kansas City, Mo., Dec. 26, 1963 and Mike Evans, at Manhattan, Feb. 18, 1976			
In Lincoln: NU leads, 54-32			
At Devaney Center: NU leads, 18-8			
In Manhattan: KSU leads, 65-29			
At Bramlage Coliseum: KSU leads, 9-4			
In Kansas City: KSU leads, 17-3			
At Kemper Arena: KSU leads, 7-0			
In the Phillips 66 Big Eight/Big 12 Tournament: Kansas State leads, 7-0			
Year	Site	Result	Score
1905-06	A	W	50-14
1907-08	A	W	36-18
1908-09	A	W	38-31
1909-10	A	L	16-27
	H	L	17-28
1911-12	A	W	26-25
1912-13	H	W	27-16
1914-15	A	W	26-19
	A	W	26-20
1915-16	H	W	21-20
	H	W	26-25
1916-17	A	L	13-45
	A	L	10-34
1917-18	A	W	31-23
	A	L	16-26
1918-19	H	L	32-34
	A	L	21-30
1921-22	A	W	25-24
	H	W	21-13
1922-23	A	W	21-15

1923-24	H	L	14-17
	H	W	27-14
	A	L	23-26
1924-25	A	W	23-11
	H	W	32-20
1925-26	A	L	26-41
	H	L	21-28
1926-27	H	L	23-34
	A	W	26-24
1927-28	H	L	24-29
	A	L	22-28
1928-29	A	L	21-30
	H	W	62-45
1929-30	A	W	41-39
	H	L	42-46
1930-31	A	W	37-31
	H	L	30-32
1931-32	A	L	20-32
	H	W	32-26
1932-33	H	W	31-25
	A	L	30-36
1933-34	A	L	24-25
	H	W	38-31
1934-35	A	L	41-47
	H	W	28-21
1935-36	H	W	43-30
	A	W	40-32
1936-37	A	W	41-38
	H	W	40-37
1937-38	H	W	46-32
	A	L	29-41
1938-39	A	L	38-43
	H	W	42-34
1939-40	A	L	25-32
	H	W	61-28
1940-41	H	W	33-23
	A	L	32-35
1941-42	H	W	44-38
	A	L	35-38
1942-43	A	W	41-32
	H	W	50-47 (OT)
1943-44	H	W	54-47
	A	L	37-40
1944-45	*N	L	46-49
	A	L	48-70
	H	L	47-55
1945-46	*N	W	62-47
	H	W	44-37
	A	L	49-54
1946-47	A	L	54-63
	H	W	54-50
1947-48	H	L	45-64
	A	L	49-56
1948-49	*N	L	34-48
	H	W	70-48
	A	L	28-53
1949-50	H	W	65-63
	A	L	60-63
1950-51	*N	L	53-72
	H	L	50-79
	A	L	48-74
1951-52	*N	L	67-87
	A	L	36-71
	H	L	60-75
1952-53	H	W	80-67
	A	L	80-108
1953-54	*N	W	78-74
	H	W	88-75
	A	L	70-91
1954-55	H	W	69-59
	A	L	62-79
1955-56	*N	L	51-79
	H	L	56-66
	A	L	50-73

Opponents

1956-57	A	L	53-89
	H	L	56-81
1957-58	*N	L	57-88
	A	L	59-74
	H	W	55-48
1958-59	H	L	43-50
	A	L	51-76
1959-60	*N	L	63-71
	H	W	70-60
	A	L	74-83
1960-61	H	L	67-77
	A	L	56-75
1961-62	*N	L	48-60
	A	L	53-72
	H	L	60-84
1962-63	A	L	53-66
	H	L	60-72
1963-64	*N	L	78-100
	H	L	66-73 (OT)
	A	L	48-50
1964-65	A	W	62-57
	H	L	67-79
1965-66	A	W	82-71
	H	W	79-69
1966-67	*N	L	81-98
	A	W	67-59
	H	W	79-71
1967-68	*N	W	66-62
	A	L	62-78
	H	W	92-68
1968-69	A	L	72-95
	H	W	88-71
1969-70	H	L	64-71
	A	L	62-79
1970-71	A	L	69-70
	H	W	87-71
1971-72	H	W	61-60
	A	L	76-81 (OT)
1972-73	H	L	55-82
	A	L	70-97
1973-74	*N	L	47-68
	H	L	65-73
	A	W	58-54
1974-75	*N	L	63-80
	H	W	74-61
	A	L	64-65
1975-76	A	W	65-59
	H	L	53-65
1976-77	H	L	52-57
	A	L	62-67
1977-78	*N	L	60-69
	A	W	77-63
	H	W	63-50
1978-79	H	W	55-53
	A	L	46-58
	**A	L	60-61 (2OT)
1979-80	A	L	64-66 (2OT)
	H	W	70-58
	**A	L	59-60
1980-81	H	W	59-49
	A	L	49-66
1981-82	H	L	64-75
	A	L	50-67
1982-83	H	W	59-43
	A	W	56-45
1983-84	A	W	47-46
	H	W	63-56
	**H	L	39-41
1984-85	H	W	75-63
	A	L	62-68
1985-86	***N	L	54-64
	A	W	64-60
1986-87	A	L	82-114
	H	W	78-76

	**N	L	45-47
1987-88	A	L	63-65
	H	L	67-77
	**N	L	70-75
1988-89	H	L	68-80
	A	L	66-80
1989-90	H	W	74-71
	A	L	57-80
1990-91	A	W	74-69
	H	W	85-78
1991-92	A	L	66-70
	H	W	91-62
1992-93	H	L	64-66
	A	W	80-59
	**N	L	45-47
1993-94	A	W	76-68
	H	W	86-77
1994-95	H	W	78-56
	A	L	73-75
1995-96	A	L	68-77
	H	W	70-66
1996-97	H	W	87-77 (OT)
	A	L	53-61
1997-98	A	L	49-72
	H	L	63-69
1998-99	H	W	70-61
	A	L	45-62
1999-2000	A	L	79-97
	H	W	81-72
2000-01	A	W	63-61
	H	W	82-56
	**N	L	58-62

* at Kansas City

** Phillips 66 Big Eight/Big 12 Tournament

***Kansas State forfeit

Missouri (NU trails 83-111)

Husker-Tiger Notes

▼ One of Nebraska's biggest wins ever was a 67-51 victory at 19-0 and No. 1 Missouri on Feb. 6, 1982.

▼ Nebraska's Jerry Fort scored a then-school record 40 points in the Huskers' 80-77 homecourt win over the Tigers on Feb. 22, 1975.

▼ The teams have split the season series in six of the last seven seasons, with Missouri getting the only season sweep in 2000.

▼ The 1997-98 Mizzou-Nebraska series marked the second time in school history the Huskers played two overtime games in one season against the same opponent. NU and Oklahoma went extra sessions in both 1995-96 meetings.

Husker-Tiger Superlatives

Most consecutive wins (year ended): Nebraska, six, three times (1943-44, 1950-51, 1967-68); Missouri, six, four times (1933-34, 1940-41, 1973-74, 1989-90)

Most points scored: Nebraska, 99, at Lincoln, Jan. 28, 1967; Missouri, 111, at Lincoln, Jan. 13, 1990

Highest combined score: 206, Missouri, 111, Nebraska, 95, at Lincoln, Jan. 13, 1990

Biggest winning margin: Nebraska, 29, at Lincoln, Feb. 19, 1937 (50-21); Missouri, 39, at Columbia, Feb. 24, 1922 (55-16)

Individual scoring high: Nebraska, 40, Jerry Fort, at Lincoln, Feb. 22, 1974; Missouri, 46, Joe Scott, at Columbia, March 6, 1961

In Lincoln: Nebraska leads, 50-37

At Devaney Center: Nebraska leads, 13-12

In Columbia: Missouri leads, 62-25

At Hearn Center: Missouri leads, 23-6

In Kansas City: Missouri leads, 12-9

At Kemper Arena: Missouri leads, 6-2

In the Phillips 66 Big Eight/Big 12 Tournament: Missouri leads, 6-1

Year	Site	Result	Score
1907-08	H	W	41-30
	H	W	43-31
1908-09	H	L	24-26
1910-11	A	L	26-39
	A	L	36-37 (OT)
	H	W	30-23
	H	L	20-23
1916-17	H	L	16-18
	H	L	7-18
1917-18	A	L	9-22
	A	L	8-16
1918-19	A	W	28-26
	A	W	21-14
1921-22	H	L	31-46
	A	L	16-55
1922-23	A	L	18-33
	A	L	22-39
1923-24	H	W	24-18
	A	W	31-11
1924-25	A	W	25-20
	H	W	24-21
1925-26	H	L	24-26
	A	L	22-24
1926-27	A	W	35-23
	H	W	27-22
1927-28	A	L	15-36
	H	W	36-26
1928-29	H	L	25-30
	A	W	39-33
1929-30	A	L	21-27
	H	W	34-31
1930-31	H	W	42-32
	A	L	20-33
1931-32	A	L	18-30
	H	L	28-32
1932-33	A	L	33-37
	H	L	31-39
1933-34	A	L	26-36
	H	W	34-27
1934-35	A	L	31-32
	H	L	21-23
1935-36	H	W	31-26
	A	W	43-33
1936-37	A	W	31-22
	H	W	50-21
1937-38	H	L	18-27
	A	L	30-38
1938-39	A	L	41-54
	H	L	36-46
1939-40	A	L	33-46
	H	L	40-41
1940-41	H	W	40-29
	A	W	38-36
1941-42	H	W	51-45
	A	W	41-40
1942-43	A	W	39-36
	H	W	56-50
1943-44	H	L	32-36 (OT)
	A	L	29-44
1944-45	H	L	41-47
	A	L	54-55 (2OT)
1945-46	*N	L	54-63
	A	W	44-42
	H	W	42-39
1946-47	A	L	41-47
	H	L	49-60
1947-48	*N	W	46-44

	H	L	54-66
	A	L	41-47
1948-49	*N	L	50-52
	H	W	47-46
	A	W	52-48
1949-50	H	W	50-41
	A	W	55-48
1950-51	*N	W	54-52
	H	W	54-52
	A	L	57-68
1951-52	H	L	55-60
	A	L	53-68
1952-53	H	W	73-62
	A	L	59-66
1953-54	*N	L	57-72
	H	W	80-72
	A	L	67-82
1954-55	*N	L	58-75
	A	L	59-67
	H	L	73-76
1955-56	*N	L	66-71
	H	W	83-77
	A	L	80-88
1956-57	*N	W	70-65
	A	W	84-65
	H	W	53-49
1957-58	A	L	54-55
	H	W	67-62 (OT)
1958-59	H	W	81-69
	A	W	81-79
1959-60	*N	W	78-67
	A	L	61-69
	H	W	64-59
1960-61	*N	W	90-72
	H	W	62-48
	A	L	76-97
1961-62	A	W	65-63
	H	L	63-81
1962-63	H	L	61-69
	A	L	72-84
1963-64	H	W	74-69 (OT)
	A	L	60-78
1964-65	H	L	74-92
	A	L	66-84
1965-66	*N	W	69-67 (OT)
	H	W	82-60
	A	W	71-53
1966-67	H	W	99-82
	A	W	80-73
1967-68	H	W	75-66
	A	L	70-91
1968-69	*N	W	76-70
	H	W	87-71
	A	L	60-79
1969-70	H	W	60-48
	A	L	63-80
1970-71	H	W	81-72
	A	L	65-77
1971-72	*N	L	64-76
	A	L	65-80
	H	L	54-61
1972-73	H	L	65-78
	A	L	70-86
1973-74	H	W	75-58
	A	W	88-87 (OT)
1974-75	A	L	74-88
	H	W	80-77
1975-76	H	L	57-62
	A	L	84-95 (OT)
1976-77	A	L	63-76
	H	W	60-58
1977-78	H	W	56-55
	A	L	52-74
	*N	L	58-61

1978-79	*N	W	58-56 (OT)
	A	L	60-76
	H	W	76-64
1979-80	H	W	63-84
	A	L	60-73
1980-81	H	W	66-53
	A	L	45-55
1981-82	H	L	42-44
	A	W	67-51
	**N	L	53-58
1982-83	A	L	56-79
	H	L	51-54
	**N	L	63-69
1983-84	H	L	48-50
	A	W	61-56 (OT)
1984-85	H	W	74-66
	A	L	50-69
1985-86	H	L	67-68
	A	W	75-66
1986-87	H	L	71-87
	A	L	64-80
1987-88	H	W	70-68
	A	L	67-92
1988-89	H	L	72-89
	A	L	63-79
	**N	L	70-98
1989-90	H	L	95-111
	A	L	85-107
1990-91	H	W	89-75
	A	L	71-91
	**N	L	82-90
1991-92	H	L	73-83
	A	L	61-87
1992-93	H	W	88-87 (OT)
	A	W	76-75
1993-94	H	L	73-89
	A	L	78-80
	**N	W	98-91
1994-95	H	L	74-82
	A	W	78-75
1995-96	H	W	76-58
	A	L	98-99
1996-97	H	W	76-53
	A	L	74-75
	**N	L	72-78
1997-98	A	L	76-81 (OT)
	H	W	67-66 (OT)
1998-99	A	L	57-80
	H	W	69-61
1999-2000	H	L	78-84
	A	L	72-86
2000-01	A	L	66-68
	H	W	85-79

* at Kansas City

** Phillips 66 Big Eight/Big 12 Tournament

Oklahoma (NU trails 78-97)

Husker-Sooner Notes

▼ Nebraska's 15-point win in 1999 was the Huskers' largest ever over Oklahoma in Norman. It was also OU's second-worst loss at the Lloyd Noble Center.

▼ Nebraska and Oklahoma combined for 230 points in a 133-97 Oklahoma victory at Norman during the 1986-87 season, a game that ranked as the highest scoring contest in Big Eight history. The Huskers and Sooners combined for 217 points in the 1995-96 game in Norman, the fourth-most in NU school history. Three NU-OU battles in the 1990s saw both teams post 100 points.

▼ On the reverse side, Nebraska's 53-43 win in 1997-98 marked the lowest winning point total for the Huskers in 420 games, dating back to the

1983-84 season. It was also the fewest points by a league opponent in 14 years.

▼ Nebraska won one of the most dramatic games in Phillips 66 Big Eight Tournament history with its 117-113 come-from-behind overtime win over the Sooners in 1990-91.

▼ The Huskers and Sooners combined for four overtimes in two games in 1995-96, playing three extra periods in Norman and one in Lincoln.

Husker-Sooner Superlatives

Most consecutive wins (year ended): Nebraska, nine (1970-71); Oklahoma 11 (1946-47)

Most points scored: Nebraska, 117, at Kansas City, Mo., March 8, 1991 (OT); Oklahoma, 133, at Norman, Feb. 21, 1987

Highest combined score: 230, Oklahoma, 133, Nebraska, 97, at Norman, Feb. 21, 1987; Nebraska, 117, Oklahoma, 113, at Kansas City, Mo., March 8, 1991 (OT)

Biggest winning margin: Nebraska, 27, at Lincoln, Feb. 24, 1936 (55-28); Oklahoma, 41, at Norman, Jan. 31, 1990 (105-64)

Individual scoring high: Nebraska, 42, Eric Piatkowski, at Kansas City, Mo., March 11, 1994; Oklahoma, 38, Gerald Tucker, at Norman, Feb. 17, 1947

In Lincoln: NU leads, 44-36

At Devaney Center: OU leads, 12-11

In Norman: OU leads, 56-20

At Lloyd Noble Center: OU leads, 20-4

In Kansas City: NU leads, 14-5

At Kemper Arena: NU leads, 7-2

In Phillips 66 Big Eight/Big 12 Tournament: Nebraska leads, 3-2

Year	Site	Result	Score
1920-21	H	W	34-20
	H	W	32-21
1921-22	A	L	21-29
	H	W	39-34
1922-23	H	W	25-19
	A	L	25-31
1923-24	H	W	35-21
	H	L	20-32
1924-25	A	W	23-18
	H	W	31-17
1926-27	A	W	37-29
	H	W	36-26
1927-28	H	L	36-38
	A	L	28-43
1928-29	A	L	20-29
	H	L	34-39
1929-30	H	W	35-30
	A	W	47-37
1930-31	A	W	36-30
	H	W	41-30
1931-32	H	L	34-37
	A	L	32-46
1932-33	A	L	35-39
	H	L	27-38
1933-34	H	L	36-44
	A	L	23-53
1934-35	A	L	32-38
	H	W	32-24
1935-36	A	W	40-33
	H	W	55-28
1936-37	H	L	31-34
	A	W	33-29
1937-38	A	L	48-50
	H	W	52-42
1938-39	A	L	39-56
	H	L	45-53

Opponents

1939-40	H	L	41-56
	A	L	28-45
1940-41	H	L	29-40
	A	W	43-42
1941-42	A	L	29-37
	H	L	41-46
1942-43	H	L	32-56
	A	L	48-65
1943-44	A	L	35-45
	H	L	32-43
1944-45	H	L	37-44
	A	L	45-48
1945-46	A	L	48-70
	H	L	44-51
1946-47	*N	L	52-63
	H	W	44-41
	A	L	49-63
1947-48	A	L	57-79
	H	L	74-81
1948-49	A	L	45-47
	H	L	49-56
	**N	W	57-56
1949-50	A	W	57-55
	H	L	48-64
1950-51	A	L	49-72
	H	W	46-44
1951-52	H	W	67-66
	A	L	59-65
1952-53	A	W	59-53
	H	L	70-78
1953-54	*N	L	70-86
	H	W	76-72
	A	L	68-76
1954-55	H	W	75-67
	A	L	76-78
1955-56	A	W	68-61 (OT)
	H	W	64-63 (OT)
1956-57	A	L	53-55
	H	W	64-55
1957-58	H	W	57-54
	A	L	39-66
1958-59	*N	W	60-43
	A	L	48-54
	H	L	54-65
1959-60	A	L	54-63
	H	L	49-50
1960-61	A	L	58-69
	H	W	83-61
1961-62	H	W	57-56
	A	W	71-69
1962-63	*N	W	93-86
	A	L	77-84
	H	L	75-77
1963-64	*N	L	66-75
	H	W	76-69
	A	L	76-82
1964-65	A	L	82-89
	H	W	67-63
1965-66	*N	W	92-79
	H	W	86-78
	A	W	85-81
1966-67	A	L	87-99
	H	W	97-78
1967-68	*N	W	75-65
	H	W	110-90
	A	W	89-83
1968-69	*N	W	70-47
	H	W	90-83
	A	W	70-64
1969-70	A	W	70-60
	H	W	79-66
1970-71	A	L	67-79
	H	L	56-65
1971-72	*N	W	84-68

	H	W	77-70
	A	L	70-72
1972-73	H	W	74-67
	A	L	59-67
1973-74	H	W	63-58
	A	L	68-85
1974-75	*N	W	75-64
	A	W	68-61
	H	L	57-65
1975-76	*N	W	75-53
	H	W	68-67
	A	L	60-65
1976-77	*N	W	66-56
	H	L	58-65
	A	L	62-72
1977-78	*N	W	75-68
	A	W	78-64
	H	L	68-74
1978-79	*N	W	69-53
	H	W	74-56
	A	L	58-79
1979-80	H	W	59-58
	A	L	60-78
	***H	W	75-68
1980-81	A	W	71-59
	H	W	90-63
1981-82	A	L	48-51
	H	W	65-51
1982-83	H	W	60-59
	A	L	71-84
1983-84	H	L	67-78
	A	L	70-79
1984-85	A	L	74-83
	H	L	62-65
1985-86	A	L	60-87
	H	W	66-64
1986-87	H	L	66-80
	A	L	97-133
1987-88	H	L	77-92
	A	L	93-113
1988-89	H	L	81-89
	A	L	76-103
1989-90	A	L	64-105
	H	L	66-88
	***N	L	65-78
1990-91	A	W	111-99
	H	W	105-93
	***N	W	117-113 (OT)
1991-92	H	L	76-79
	A	L	97-106
	***N	L	85-107
1992-93	A	L	89-102
	H	W	94-83
1993-94	H	L	76-79
	A	L	111-115 (OT)
	***N	W	105-88
1994-95	A	L	72-82
	H	W	71-59
1995-96	A	L	100-117 (30T)
	H	L	76-80 (OT)
1996-97	A	L	77-84
1997-98	H	W	53-43
1998-99	A	W	96-81
1999-2000	H	L	54-62
2000-01	A	L	66-77

* at Kansas City
 **Big Seven Playoff, at Kansas City, Mo.
 ***Phillips 66 Big Eight Tournament

Oklahoma State (NU leads 59-46)

Husker-Cowboy Notes
 ▼ Nebraska held a 51-29 series advantage after sweeping the 1986-87 season series, but

Oklahoma State has won 17 of the last 25 meetings to pull within 59-46.
 ▼ Nebraska ended undefeated OSU seasons twice in the 1990s. In 1996-97, OSU was 11-0 before a 67-62 Husker win in Stillwater. In 1991-92 the Cowboys entered the game in Lincoln with a 20-0 record and ranked second in the nation, but Nebraska rolled to an 85-69 win.
 ▼ The Huskers dropped a 52-32 decision to the Cowboys in a 1949 NCAA District Playoff game at Kansas City, Mo. That game was NU's first-ever postseason tournament game.
 ▼ Oklahoma State has won seven of the last 11 meetings at the Devaney Center after going winless in its first 13 games in the building.

Husker-Cowboy Superlatives
Most consecutive wins (year ended): Nebraska, eight (1968-69); Oklahoma State, five (1958-59)
Most points scored: Nebraska, 89, at Lincoln, March 2, 1994; Oklahoma State, 103, at Lincoln, Feb. 14, 1990
Highest combined score: 187, Oklahoma State, 103, Nebraska, 84, at Lincoln, Feb. 14, 1990
Biggest winning margin: Nebraska, 21 twice, March 7, 1966 (85-64), Jan. 30, 1971 (80-59); Oklahoma State, 40, at Stillwater, Feb. 18, 1995 (93-53)
Individual scoring high: Nebraska, 34, Chuck Jura, at Stillwater, Jan. 26, 1972; Oklahoma State, 35, Byron Houston, at Lincoln, Feb. 14, 1990

In Lincoln: NU leads, 33-12
At Devaney Center: NU leads, 18-7
In Stillwater: OSU leads, 28-14
At Gallagher-Iba Arena: OSU leads, 26-14
In Kansas City: NU leads, 12-6
At Kemper Arena: NU leads, 4-1
In the Phillips 66 Big Eight/Big 12 Tournament: Nebraska leads, 4-1

Year	Site	Result	Score
1926-27	A	L	24-27
	H	W	35-25
1927-28	H	L	21-32
	A	L	43-47
1935-36	*N	L	19-36
1947-48	*N	L	46-47
1948-49	*N	L	35-52
1958-59	*N	W	55-48
	H	W	47-44
	A	L	39-54
1959-60	A	L	47-52
	H	W	54-47
1960-61	*N	W	70-61
	A	L	47-55
	H	L	61-65
1961-62	*N	W	52-51
	H	W	57-56
	A	L	64-65
1962-63	A	L	41-51
	H	W	49-48
1963-64	H	W	54-53
	A	L	45-81
1964-65	*N	L	61-74
	A	L	54-93
	H	L	53-55
1965-66	A	W	45-41
	H	W	85-64
1966-67	*N	W	73-64
	A	W	67-57
	H	W	88-71
1967-68	*N	W	48-46

	A	W	63-62
	H	W	82-73
1968-69	H	L	52-76
	A	L	63-72
1969-70	A	L	58-81
	H	W	61-55
1970-71	*N	W	71-58
	H	W	80-59
	A	W	57-55
1971-72	*N	W	64-56
	H	W	73-59
	A	W	64-63
1972-73	*N	L	73-75
	H	L	55-68
	A	W	76-64
1973-74	*N	W	69-62
	A	L	66-79
	A	W	71-63
1974-75	H	W	73-58
	A	W	59-58
1975-76	*N	W	56-49
	A	W	52-48
	H	W	60-54
1976-77	H	W	66-54
	A	L	60-62
1977-78	*N	W	70-58
	H	W	63-57
	A	W	67-56
	**H	W	71-63
1978-79	A	L	57-66
	H	W	76-67
1979-80	H	W	74-73 (OT)
	A	L	68-83
1980-81	A	L	70-81
	H	W	62-54
1981-82	A	L	50-52
	H	W	75-63
	**H	W	*60-49
1982-83	A	L	63-71 (2OT)
	H	W	77-68
1983-84	H	W	54-52 (OT)
	A	W	67-64
1984-85	A	L	66-68
	H	W	66-48
1985-86	A	W	62-61
	H	W	68-52
	**N	W	82-75
1986-87	H	W	73-66
	A	W	79-77 (OT)
1987-88	H	L	56-72
	A	L	73-90
1988-89	A	L	69-82
	H	W	79-77
1989-90	A	L	71-84
	H	L	84-103
1990-91	H	W	68-81
	A	L	69-80
1991-92	H	W	85-69
	A	L	51-72
1992-93	A	L	73-78
	H	L	63-73
1993-94	A	L	80-98
	H	W	89-81
	**N	W	77-68
1994-95	H	L	65-82
	A	L	53-93
	**N	L	48-68
1995-96	A	W	66-57
	H	L	57-72
1996-97	H	W	77-68
1997-98	A	W	67-62
1998-99	H	L	48-60
1999-2000	A	L	55-94
2000-01	H	W	78-75 (OT)

*at Kansas City
 **Phillips 66 Big Eight Tournament

Texas (NU trails 4-8)

Husker-Longhorn Notes

▼ Texas posted a 67-48 victory over NU at Austin in the second round of the 1978 NIT, as the Longhorns went on to win the NIT championship.

▼ Texas had three 20-point scorers against Nebraska in 1997-98, the first team to do that in two seasons.

▼ Nebraska committed five turnovers, just one off the school record, in the 1998 game in Austin.

▼ Nebraska defeated No. 23 Texas at Lincoln in 2001, giving first-year head coach Barry Collier his first Big 12 victory and first win over a ranked opponent at Nebraska.

Husker-Longhorn Superlatives

Most consecutive wins (year ended): Nebraska, one, three times; Texas three (1995-96)

Most points scored: Nebraska, 91, at Austin, Jan. 21, 1998; Texas, 105, at Austin, Jan. 21, 1998

Highest combined score: 196, Texas, 105, Nebraska, 91, at Austin, Jan. 21, 1998

Biggest winning margin: Nebraska, 16, at Lincoln, Jan. 3, 1996, (85-69); Texas, 28, at Austin, Jan. 4, 1995 (102-74)

Individual scoring high: Nebraska, 35, Eric Piatkowski, at Lincoln, Nov. 28, 1993; Texas, 35, Terrence Rencher, at Lincoln, Nov. 28, 1993

In Lincoln: NU leads, 4-2

At Devaney Center: NU leads, 3-2

In Austin: UT leads, 6-0

In Erwin Center: UT leads, 3-0

Year	Site	Result	Score
1964-65	A	L	73-77
1965-66	H	W	75-64
1977-78*	A	L	47-68
1993-94	H	L	75-78
1994-95	A	L	74-102
1995-96	H	W	85-69
1996-97	A	L	81-83 (OT)
	H	W	79-67
1997-98	A	L	91-105
1998-99	H	L	76-89
1999-2000	A	L	55-82
2000-01	H	W	80-67

*NIT

Texas A&M (NU leads 7-2)

Husker-Aggie Notes

▼ NU has won four of five meetings as Big 12 schools, including a 75-58 road victory in 1998, the Huskers' largest margin of victory on the road in the conference in the last eight seasons.

▼ Nebraska's 97-69 victory in 2001 marked its largest conference margin of victory since the 1994 campaign (vs. Colorado), as the Huskers' five seniors combined for 74 points.

Husker-Aggie Superlatives

Most consecutive wins (year ended): Nebraska, five (1988-99); Texas A&M, one (1987-88)

Most points scored: Nebraska, 97, at Lincoln, Feb. 28, 2001; Texas A&M, 72, at Lincoln, Jan. 11, 1997

Highest combined score: 166, Nebraska, 97, Texas A&M, 69, at Lincoln, Feb. 28, 2001

Biggest winning margin: Nebraska, 32, at

Lincoln, Dec. 2, 1987, (92-60); Texas A&M, 7, at College Station, March 4, 2000 (76-83)
Individual scoring high: Nebraska, 29, Tyronn Lue, at Lincoln, Jan. 11, 1997; Texas A&M, 28, Tony McGinnis, at Lincoln, Dec. 20, 1991

In Lincoln: NU leads, 5-0

At Devaney Center: NU leads, 5-0

In College Station: A&M leads, 2-1

In Houston: NU leads, 1-0

Year	Site	Result	Score
1969-70	N	W	78-69
1986-87	A	L	64-66
1987-88	H	W	92-60
1991-92	H	W	91-68
1996-97	H	W	74-72
1997-98	A	W	75-58
1998-99	H	W	87-68
1999-2000	A	L	76-83 (OT)
2000-01	H	W	97-69

Texas Tech (NU leads 10-6)

Husker-Red Raider Notes

▼ Nebraska has won six of the last nine in the series, after Tech had won the previous three meetings.

▼ Nebraska has not won a contest over the Red Raiders in Lubbock since 1989.

Husker-Red Raider Superlatives

Most consecutive wins (year ended): Nebraska three, twice; Texas Tech, three (1988-89)

Most points scored: Nebraska, 82, at Lincoln, Feb. 25, 1998; Texas Tech, 87, at Lubbock, Feb. 8, 1997

Highest combined score: 161, Texas Tech, 87, Nebraska, 74, at Lubbock, Feb. 8, 1997

Biggest winning margin: Nebraska, 19, at Kansas City, March 4, 1999, (69-50); Texas Tech, 16, at Lincoln, Dec. 9, 1963 (76-60)

Individual scoring high: Nebraska 30, Charlie Jones, at Lubbock, Dec. 1, 1962; Texas Tech 33, Cory Carr, at Lubbock, Feb. 8, 1997

In Lincoln: NU leads, 5-2

At Devaney Center: NU leads, 3-1

In Lubbock: Series tied, 4-4

In Kansas City: NU leads, 1-0

Year	Site	Result	Score
1955-56	H	W	69-63 (OT)
1956-57	A	W	67-66
1958-59	H	W	54-46
1962-63	A	W	68-66
1963-64	H	L	60-76
1964-65	A	L	78-82
1983-84	H	L	45-59
1984-85	A	W	79-74 (OT)
1988-89	A	W	71-69
1989-90	H	W	76-69
1996-97	A	L	74-87
1997-98	H	W	82-65
1998-99	A	L	68-73
	*N	W	69-50
1999-2000	H	W	70-67
2000-01	A	L	64-65

*-Phillips 66 Big 12 Tournament

2001-02 Big 12 Conference Composite Schedule

Thursday, November 1

#Global Sports at Kansas State, 7 p.m.

Friday, November 2

#EA Sports All-Stars at Texas Tech, 7:15 p.m.

#Basketball Travelers at Colorado, 8 p.m.

Saturday, November 3

#EA Sports All-Stars at Missouri, 1 p.m.

Monday, November 5

#Athletes First at Oklahoma, 7 p.m.

Tuesday, November 6

#Global Sports at Iowa State, 7 p.m.

#Illinois All-Stars at Missouri, 7 p.m.

#Nebraska-Kearney at Nebraska, 7:05 p.m.

#Athletes First at Oklahoma State, 7 p.m.

Wednesday, November 7

#EA Sports All-Stars at Kansas, 7 p.m.

#Alaska-Anchorage at Texas, 7 p.m.

Thursday, November 8

#NBC Thunder at Kansas State, 7 p.m.

#TBD at Texas A&M, 7 p.m.

Friday, November 9

EA Sports All-Stars at Oklahoma, 7 p.m.

Saturday, November 10

#Texas Blue Chip at Baylor, 8 p.m.

#EA Sports All-Stars at Oklahoma State, 7 p.m.

Sunday, November 11

#Athletes First at Texas Tech, 2:15 p.m.

Monday, November 12

#Next Level Sports at Iowa State, 7 p.m.

Central Connecticut at Oklahoma, 7 p.m.

(Preseason NIT)

Tuesday, November 13

#Houston Superstars at Baylor, 7 p.m.

#Fort Hays State at Kansas, 7 p.m.

#EA Sports All-Stars at Texas, 7 p.m.

#Sports Tours at Nebraska, 7:05 p.m.

Tennessee-Martin at Missouri, 8 p.m.

(NABC Guardians Classic)

Wednesday, November 14

Oklahoma vs. Michigan State/Detroit

(Preseason NIT; second round)

Air Force/Yale at Missouri

(NABC Guardians Classic)

Thursday, November 15

#TBD at Texas A&M, 7 p.m.

Friday, November 16

Troy State at Kansas State, 7 p.m.

William & Mary at Texas Tech, ESPN+, 7:15 p.m.

(Texas Tech Tournament, Lubbock, Texas)

Cincinnati at Oklahoma State, ESPN, 8 p.m.

Saturday, November 17

Hardin-Simmons at Baylor, 7 p.m.

Jacksonville at Texas, 7 p.m.

Arkansas-Pine Bluff at Colorado, 8 p.m.

Austin Peay at Oklahoma State

(Las Vegas Tournament)

San Diego State/Northern Iowa at Texas Tech

(Texas Tech Tournament, Lubbock, Texas)

Monday, November 19

Kansas vs. Ball State, ESPN, 3:30 p.m.

(Maui Invitational, Maui, Hawaii)

Hartford at Iowa State, 7 p.m.

(Las Vegas Invitational, first round)

George Washington at Texas A&M, 7 p.m.

Regis at Colorado, 8 p.m.

Oklahoma State vs. TBD

(Las Vegas Tournament, Las Vegas, Nev.)

Tuesday, November 20

UW-Green Bay at Kansas State, 7 p.m.

North Carolina A&T at Nebraska, 7:05 p.m.

Texas Tech at SMU, 7:35 p.m.

Kansas vs. UCLA/Houston, ESPN

(Maui Invitational, Maui, Hawaii)

Missouri vs. TBD (semifinals)

(NABC Guardians Classic, Kansas City, Mo.)

Oklahoma State vs. TBD

(Las Vegas Tournament, Las Vegas, Nev.)

Wednesday, November 21

Texas-Arlington at Baylor, 7 p.m.

Kansas vs. TBD, ESPN

(Maui Invitational, Maui, Hawaii)

Missouri vs. TBD (finals)

(NABC Guardians Classic, Kansas City, Mo.)

Oklahoma vs. TBD (semifinals)

(Preseason NIT, New York)

Oklahoma State vs. TBD

(Las Vegas Tournament, Las Vegas, Nev.)

Thursday, November 22

Rice at Colorado, 8 p.m.

Oregon State vs. Texas, 8:30 p.m.

(Great Alaska Shootout, Anchorage, Alaska)

Iowa State vs. TBD

(Las Vegas Invitational, Las Vegas, Nev.)

Friday, November 23

Texas vs. St. John's/Gonzaga, 5/8:30 p.m.

(Great Alaska Shootout, Anchorage, Alaska)

Iowa State vs. TBD

(Las Vegas Invitational, Las Vegas, Nev.)

Oklahoma vs. TBD (finals)

(Preseason NIT, New York)

Saturday, November 24

Sam Houston State at Texas Tech, 2:15 p.m.

Sacred Heart at Baylor, 3 p.m.

Mississippi at Kansas State, 7 p.m.

Texas A&M at Lamar, 7 p.m.

North Texas at Oklahoma State, 7 p.m.

Winthrop at Nebraska, 7:05 p.m.

Iowa State vs. TBD

(Las Vegas Invitational, Las Vegas, Nev.)

Missouri vs. Xavier

(John R. Wooden Tradition, Indianapolis, Ind.)

Texas vs. TBD

(Great Alaska Shootout, Anchorage, Alaska)

Sunday, November 25

Colorado at St. Joseph's

Monday, November 26

Texas A&M-Kingsville at Texas A&M, 7 p.m.

UTEP at Texas Tech, 7:15 p.m.

Tuesday, November 27

Savannah State at Iowa State, 7 p.m.

Tennessee State at Kansas State, 7 p.m.

SMU at Baylor, 8 p.m.

Wednesday, November 28

Pittsburgh State at Kansas, 7 p.m.

Central Michigan at Oklahoma, 7 p.m.

Arizona at Texas, 7 p.m.

Texas-San Antonio at Nebraska, 7:05 p.m.

Texas Tech at New Mexico State, 8:05 p.m.

Thursday, November 29

Cal State-Fullerton at Baylor, 7 p.m.

Jackson State at Missouri, 7 p.m.

New Orleans at Oklahoma State, 7 p.m.

Friday, November 30

Long Beach State at Texas A&M, 7 p.m.

UW-Milwaukee at Iowa State, 8 p.m.

(The Tribune Cyclone Challenge, Ames, Iowa)

Saturday, December 1

Texas vs. Stanford, 11 a.m.

(Classic 4 Kids, Chicago, Ill.)

Gardner-Webb at Kansas State, Noon

TCU at Texas Tech, ESPN, Noon

Gambling State at Missouri, 1 p.m.

Baylor at Rice, 2:05 p.m.

Kansas at Arizona, CBS, 2:30 p.m.

Oklahoma at Arkansas, ESPN, 6 p.m.

Wichita State at Oklahoma State, 7 p.m.

Neb.-Omaha/San Jose St. at Iowa State, 8 p.m.

(The Tribune Cyclone Challenge, Ames, Iowa)

Colorado at Georgia

Sunday, December 2

Loyola Marymount at Texas A&M, 2 p.m.

Wofford College at Nebraska, 2:05 p.m.

Monday, December 3

Missouri at St. Louis, ESPN2, 6 p.m.

Texas-Arlington at Texas Tech, 7:15 p.m.

Tuesday, December 4

Arkansas-Pine Bluff at Iowa State, 7 p.m.

Wake Forest at Kansas, ESPN, 8 p.m.

Wednesday, December 5

Wichita State at Kansas State, 7 p.m.

St. Bonaventure at Oklahoma, 7 p.m.

TAMU-Corpus Christi at Texas, 7 p.m.

Western Illinois at Nebraska, 7:05 p.m.

Colorado at Colorado State, 8 p.m.

SE Louisiana at Texas A&M, 8 p.m.

Thursday, December 6

Southern at Missouri, 7 p.m.

Saturday, December 8

Oral Roberts at Nebraska, 2:05 p.m.

North Texas at Baylor, 3 p.m.

Louisiana Tech at Oklahoma, 4 p.m.

Iowa at Iowa State, 7 p.m.

UMKC at Kansas, 7 p.m.

Kansas State at Northwestern, 7 p.m.

Jackson State at Oklahoma State, 7 p.m.

Miami (Fla.) at Texas A&M, 7 p.m.

Monday, December 10

Washington State at Texas, 7 p.m.

Montana at Colorado, 8 p.m.

Tuesday, December 11

Iowa State at Boston College, ESPN, 6 p.m.

Wednesday, December 12

Kansas at Princeton, ESPN2, 7 p.m.

Nebraska at Creighton, 7:05 p.m.

Thursday, December 13

Southern at Colorado, 8 p.m.

Friday, December 14

Texas A&M vs. Tulsa, 7 p.m.

(Compaq Center, Houston, Texas)

Texas Tech at Houston, 9 p.m.

(Compaq Center, Houston, Texas)

Saturday, December 15

Sam Houston State at Nebraska, 2:05 p.m.

Iowa State at Drake, 7 p.m.

South Carolina State at Kansas, 7 p.m.

North Texas at Kansas State, 7 p.m.

Iowa at Missouri, ESPN, 8 p.m.

High Point at Oklahoma, 7 p.m.

Sunday, December 16

Bethune-Cookman at Oklahoma, 6:30 p.m.

Monday, December 17

Centenary at Baylor, 7 p.m.

Texas A&M at Southwest Missouri State, 7 p.m.

(Las Vegas Invitational)

UL-Lafayette at Texas Tech, 7:15 p.m.

Northwestern State at Oklahoma State

Tuesday, December 18

Eastern Illinois at Oklahoma, 7 p.m.

Wednesday, December 19

Western Carolina at Kansas State, 7 p.m.

McNeese State at Texas, 7 p.m.

Oklahoma State at UMKC, 7 p.m.

Thursday, December 20

Baylor vs. Puerto Rico-Mayaguez

(San Juan Shootout, San Juan, P.R.)

Texas A&M vs. TBD

(Las Vegas Invitational, Las Vegas, Nev.)

Friday, December 21

Maryland at Oklahoma, ESPN, 8 p.m.
 Baylor vs. Coppin State/Florida International
 (San Juan Shootout, San Juan, P.R.)
 Texas A&M vs. TBD
 (Las Vegas Invitational, Las Vegas, Nev.)

Saturday, December 22

Stetson at Texas Tech, 12:15 p.m.
 Kansas at North Dakota, 1 p.m.
 Nebraska at Minnesota, 1 p.m.
 Oklahoma State vs. Arkansas, 1:30 p.m.
 (at Little Rock, Ark.)
 Kansas State at Iowa, 7 p.m.
 Missouri vs. Illinois, ESPN, 8 p.m.
 Texas at UNLV, ESPN2, 8:30 p.m.
 (Las Vegas Showdown, Las Vegas, Nev.)
 Baylor vs. TBD
 (San Juan Shootout, San Juan, P.R.)
 Texas A&M vs. TBD
 (Las Vegas Invitational, Las Vegas, Nev.)

Sunday, December 23

Maryland-Eastern Shore at Iowa State, 1 p.m.

Saturday, December 29

Northern Iowa at Iowa State, 1 p.m.
 Missouri at DePaul, 1 p.m.
 (United Center, Chicago, Ill.)
 Texas at Utah, ABC, 2:30 p.m.
 Oklahoma State vs. Ball State, 6 p.m.
 (All-College Classic, Oklahoma City, Okla.)
 Fairleigh Dickinson at Kansas State, 7 p.m.
 Kansas vs. Tulsa, 8 p.m.
 (Kemper Arena, Kansas City, Mo.)
 Oklahoma vs. TBD, 8 p.m.
 (All-College Classic, Oklahoma City, Okla.)
 Baylor at TCU, 8:30 p.m.
 Nebraska at Pacific, 9 p.m.

Sunday, December 30

Minnesota at Texas Tech, 3:15 p.m.
 Texas A&M at North Carolina, 7 p.m.
 UW-Milwaukee at Colorado, 8 p.m.

Monday, December 31

Morris Brown at Iowa State, 6 p.m.

Tuesday, January 1

Wyoming at Texas Tech, 2:15 p.m.

Wednesday, January 2

Colorado State at Baylor, 7 p.m.
 Valparaiso at Kansas, 7 p.m.
 Coppin State at Missouri, 7 p.m.
 Texas-Pan American at Texas, 7 p.m.
 St. Mary's at Colorado, 8 p.m.
 Savannah State at Nebraska, 8:05 p.m.

Thursday, January 3

Texas A&M at Centenary, 7 p.m.

Saturday, January 5

*Nebraska at Missouri, ESPN+, 12:45 p.m.
 *Texas at Oklahoma State, ESPN+, 3 p.m.
 *Iowa State at Baylor, 5 p.m.
 *Texas A&M at Oklahoma, 7 p.m.
 *Kansas at Colorado

Sunday, January 6

*Kansas State at Texas Tech, ESPN+, 1 p.m.

Monday, January 7

Oklahoma at Connecticut, ESPN, 6 p.m.
 Providence at Texas, ESPN, 8 p.m.

Tuesday, January 8

*Oklahoma State at Baylor, 7 p.m.

Wednesday, January 9

*Missouri at Iowa State, 7 p.m.
 *Nebraska at Kansas, 7 p.m.
 *Texas Tech at Texas A&M, 7:30 p.m.
 Morris Brown at Colorado, 8 p.m.

Saturday, January 12

*Missouri at Kansas State, ESPN+, 12:45 p.m.
 *Texas Tech at Oklahoma, ESPN+, 12:45 p.m.
 Kansas at UCLA, CBS, 2 p.m.
 *Colorado at Nebraska, 2:05 p.m.

*Oklahoma State at Iowa State, ESPN+, 3 p.m.
 *Baylor at Texas, 5 p.m.

Monday, January 14

*Texas at Texas Tech, ESPN, 8 p.m.

Tuesday, January 15

*Kansas at Oklahoma State, ESPN+, 8 p.m.

Wednesday, January 16

*Texas A&M at Missouri, 7 p.m.
 *Oklahoma at Nebraska, 7:05 p.m.
 *Kansas State at Baylor, 7:30 p.m.
 *Iowa State at Colorado

Saturday, January 19

*Oklahoma at Kansas, ABC, Noon
 *Colorado at Missouri, ESPN+, 12:45 p.m.
 *Oklahoma State at Texas Tech, CBS, 1 p.m.
 *Nebraska at Texas, ESPN+, 3 p.m.
 *Baylor at Texas A&M, 5 p.m.
 *Iowa State at Kansas State, 7 p.m.

Monday, January 21

*Missouri at Oklahoma, ESPN, 8 p.m.

Tuesday, January 22

*Kansas State at Colorado

Wednesday, January 23

*Nebraska at Oklahoma State, 7 p.m.
 *Kansas at Iowa State, ESPN+, 8 p.m.
 *Texas A&M at Texas, ESPN+, 8 p.m.

Saturday, January 26

*Oklahoma at Texas Tech, ABC, Noon
 *Kansas State at Missouri, ESPN+, 12:45 p.m.
 *Colorado at Oklahoma State, ESPN+, 3 p.m.
 *Kansas at Texas A&M, ESPN+, 3 p.m.
 *Texas at Baylor, ESPN+, 8 p.m.
 *Iowa State at Nebraska, ESPN+, 8 p.m.

Monday, January 28

*Missouri at Kansas, ESPN, 8 p.m.

Tuesday, January 29

*Texas A&M at Iowa State, 7 p.m.

Wednesday, January 30

*Texas at Kansas State, 7 p.m.
 *Texas Tech at Nebraska, 7:05 p.m.
 *Baylor at Colorado, 8 p.m.
 *Oklahoma State at Oklahoma, ESPN+, 8 p.m.

Saturday, February 2

*Iowa State at Texas Tech, ESPN+, 12:45 p.m.
 *Oklahoma State at Kansas State, ESPN+, 12:45 p.m.
 *Colorado at Kansas, ESPN+, 3 p.m.
 *Oklahoma at Texas, ESPN+, 3 p.m.

Sunday, February 3

*Texas A&M at Baylor, ESPN+, 1 p.m.
 Virginia at Missouri, ABC, 1 p.m.

Monday, February 4

*Kansas at Kansas State, ESPN2, 8 p.m.

Tuesday, February 5

*Nebraska at Colorado, 8 p.m.

Wednesday, February 6

*Baylor at Oklahoma, 7 p.m.
 *Iowa State at Missouri, 7 p.m.
 *Texas Tech at Oklahoma State, 7 p.m.
 *Texas at Texas A&M, 7 p.m.

Saturday, February 9

*Colorado at Texas, ABC, Noon
 *Kansas State at Nebraska, ESPN+, 12:45 p.m.
 *Oklahoma at Texas A&M, ESPN+, 12:45 p.m.
 *Texas Tech at Kansas, ESPN+, 3 p.m.
 *Missouri at Baylor, ESPN, 8 p.m.

Sunday, February 10

Oklahoma State at Fresno State, ABC, 2:30 p.m.

Monday, February 11

*Kansas at Texas, ESPN, 8 p.m.

Tuesday, February 12

*Texas A&M at Kansas State, 7 p.m.
 *Baylor at Texas Tech, 8:15 p.m.

Wednesday, February 13

*Missouri at Nebraska, 7:05 p.m.
 *Colorado at Iowa State, ESPN+, 8 p.m.
 *Oklahoma at Oklahoma State, ESPN+, 8 p.m.

Saturday, February 16

*Nebraska at Iowa State, ESPN+, 12:45 p.m.
 *Kansas State at Oklahoma, ESPN+, 12:45 p.m.
 *Baylor at Kansas, ESPN+, 3 p.m.
 *Texas Tech at Colorado, ESPN+, 3 p.m.
 *Oklahoma State at Texas A&M, 5 p.m.

Sunday, February 17

*Texas at Missouri, ABC, 2:30 p.m.

Monday, February 18

*Iowa State at Kansas, ESPN, 8 p.m.

Tuesday, February 19

*Oklahoma at Baylor, 7 p.m.

Wednesday, February 20

*Colorado at Kansas State, 7 p.m.
 *Nebraska at Texas A&M, 7 p.m.
 *Oklahoma State at Texas, 7 p.m.
 *Missouri at Texas Tech, 8:15 p.m.

Saturday, February 23

*Kansas State at Iowa State, ESPN+, 12:45 p.m.
 *Texas A&M at Texas Tech, ESPN+, 12:45 p.m.
 *Baylor at Oklahoma State, ESPN+, 3 p.m.
 *Missouri at Colorado, ESPN+, 3 p.m.
 *Texas at Oklahoma, ESPN, 8 p.m.

Sunday, February 24

*Kansas at Nebraska, CBS, 3 p.m.

Monday, February 25

*Oklahoma State at Missouri, ESPN, 8 p.m.

Tuesday, February 26

*Colorado at Texas A&M, 7 p.m.
 *Iowa State at Oklahoma, ESPN+, 8 p.m.
 *Texas Tech at Texas, ESPN+, 8 p.m.

Wednesday, February 27

*Kansas State at Kansas, 7 p.m.
 *Baylor at Nebraska, 7:05 p.m.

Saturday, March 2

*Texas Tech at Baylor, ESPN+, 12:45 p.m.
 *Oklahoma at Colorado, ESPN+, 3 p.m.
 *Nebraska at Kansas State, 7 p.m.
 *Texas at Iowa State, ESPN, 8 p.m.
 *Texas A&M at Oklahoma State

Sunday, March 3

*Kansas at Missouri, CBS, 1 p.m.

2002 Phillips 66 Big 12 Tournament (Sixth)

Kemper Arena - Kansas City, Mo.

Thursday, March 7

Game 1 - Seed #9 vs. Seed #8, Noon
 Game 2 - Seed #12 vs. Seed #5, 2:20 p.m.*
 Game 3 - Seed #10 vs. Seed #7, 6 p.m.
 Game 4 - Seed #11 vs. Seed #6, 8:20 p.m.*

Friday, March 8

Game 5 - Winner Game 1 vs. Seed #1, Noon
 Game 6 - Winner Game 2 vs. Seed #4, 2:20 p.m.*
 Game 7 - Winner Game 3 vs. Seed #2, 6 p.m.
 Game 8 - Winner Game 4 vs. Seed #3, 8:20 p.m.*

Saturday, March 9

Game 9 - Winner Game 5 vs. Winner Game 6, 1 p.m.
 Game 10 - Winner Game 7 vs. Winner Game 8, 3:20 p.m.*

Sunday, March 10

Game 11 - Winner Game 9 vs. Winner Game 10, Noon

*or 30 minutes following the conclusion of previous game
 Game 4 on ESPN2. Game 11 on ESPN. Other games
 ESPN+.

#preseason game
 *Big 12 game

Postseason Tournament Sites, Dates

2002 NCAA Tournament

Selection Sunday:

2002 Division I NCAA Men's Basketball Championship field of 65 teams revealed March 10, 6:30 p.m. ET, CBS-TV
(Tip-off times to be determined March 10, 2002)

Opening Round

March 12 (Tuesday)

Site: Dayton Arena in Dayton, Ohio

First- and Second-Round Sessions

March 14 & 16 (Thursday & Saturday)

Site (host): Bi-Lo Center (SoCon/Furman) in Greenville, S.C.

Site (host): ARCO Arena (Pacific) in Sacramento, Calif.

Site (host): Trans World Dome (MVC) in St. Louis, Mo.

Site (host): University Arena (New Mexico) in Albuquerque, N.M.

March 15 & 17 (Friday & Sunday)

Site (host): American Airlines Center (Big 12) in Dallas, Texas

Site (host): MCI Center (Georgetown) in Washington, D.C.

Site (host): Mellon Arena (Duquesne) in Pittsburgh, Pa.

Site (host): United Center (Big Ten) in Chicago, Ill.

Regionals

March 21 & 23 (Thursday & Saturday)

West (host): Compaq Center (Santa Clara) at San Jose, Calif.

South (host): Rupp Arena (Kentucky) in Lexington, Ky.

March 22 & 24 (Friday & Sunday)

East (host): Carrier Dome (Syracuse) in Syracuse, N.Y.

Midwest (host): Kohl Center (Wisconsin) in Madison, Wis.

Final Four

March 30 & April 1 (Saturday & Monday)

Site (host): Georgia Dome (Georgia Tech) in Atlanta, Ga.

Semifinal matchups: East vs. Midwest and South vs. West

Future Final Four Sites

2003 Louisiana Superdome, New Orleans, La. (April 5 & 7)

Host: Sun Belt Conference/University of New Orleans

2004 Alamodome, San Antonio, Texas (April 3 & 5)

Host: University of Texas at San Antonio

2005 Trans World Dome, St. Louis, Mo.

Host: Missouri Valley Conference

2006 RCA Dome (April 1 & 3)

Host: Butler University/Midwestern Collegiate Conference

2007 Georgia Dome, Atlanta, Ga.

Host: Georgia Tech

2002 NIT

First Round: Campus Sites

Second Round: Campus Sites

Third Round: Campus Sites

Semifinals: Madison Square Garden, New York, N.Y.

Finals: Madison Square Garden, New York, N.Y.

Dates subject to change

2002 Big 12 Tournament

All games at Kemper Arena, Kansas City, Mo.

Thursday, March 7, First Round

Game 1--Seed #9 vs. Seed #8, Noon

Game 2--Seed #12 vs. Seed #5, 2:20 p.m.

Game 3--Seed #10 vs. Seed #7, 6:05 p.m.

Game 4--Seed #11 vs. Seed #6, 8:20 p.m.

Friday, March 8, Quarterfinals

Game 5--Winner Game 1 vs. Seed #1, Noon

Game 6--Winner Game 2 vs. Seed #4, 2:20 p.m.

Game 7--Winner Game 3 vs. Seed #2, 6:05 p.m.

Game 8--Winner Game 4 vs. Seed #3, 8:20 p.m.

Saturday, March 9, Semifinals

Game 9--Winner Game 5 vs. Winner Game 6, 1 p.m.

Game 10--Winner Game 7 vs. Winner Game 8, 3:20 p.m.

Sunday, March 10, Finals

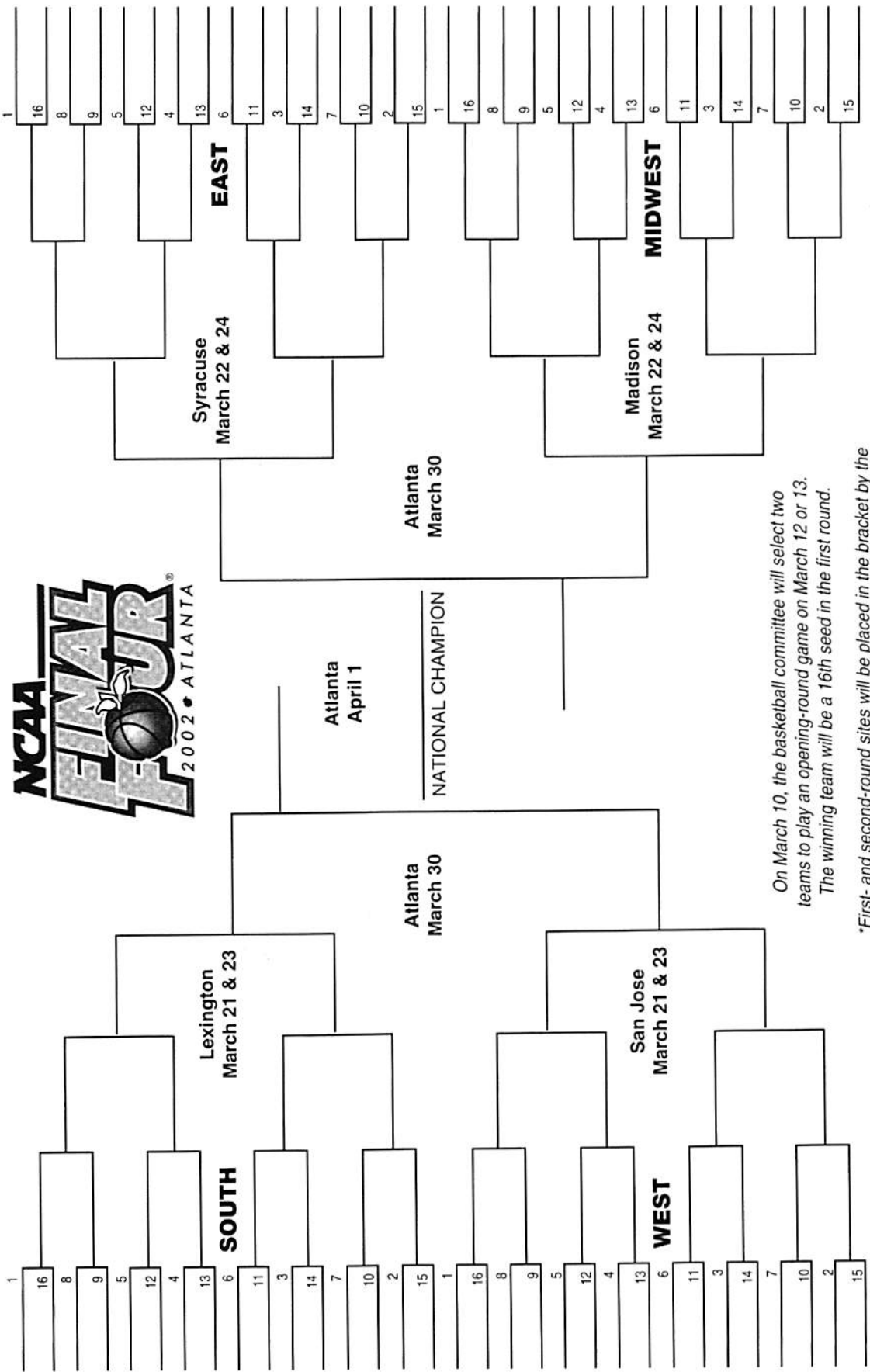
Game 11--Winner Game 9 vs. Winner Game 10, Noon

Note: North and South Division champions receive the top two seeds in the Big 12 Tournament. The remainder of the seedings for the tournament are based on conference record, regardless of division.



2002 NCAA Division I Men's BASKETBALL CHAMPIONSHIP

First Round* Thursday-March 14 **Second Round*** Saturday-March 16 **Regionals** **Semifinals** **National Championship** **Semifinals** **Regionals** **Second Round*** Sunday-March 17 **First Round*** Friday-March 15



On March 10, the basketball committee will select two teams to play an opening-round game on March 12 or 13. The winning team will be a 16th seed in the first round.

*First- and second-round sites will be placed in the bracket by the NCAA Division I Men's Basketball Committee March 10.

CAA-15780-4/01

© 1985, 1998 National Collegiate Athletic Association
 No commercial use without the NCAA's written permission

Nebraska vs. All Opponents

Opponent	First Mtg.	Last Mtg.	W-L	Opponent	First Mtg.	Last Mtg.	W-L	Opponent	First Mtg.	Last Mtg.	W-L
Air Force	1960	1982	4-1	Coppin State	1997	1997	1-0	Illinois Wesleyan	1921	1921	1-0
Alabama	1955	1986	0-2	Cornell (N.Y.)	1956	1983	2-0	Independence Coll.	1906	1906	1-0
Ala.-Birmingham	1979	1980	2-0	Cotner College	1909	1917	4-1	Indiana	1920	1983	1-8
Alaska-Fairbanks	2000	2000	1-0	Creighton	1923	2001	21-12	Iona	1983	2001	2-0
Angelo State	1980	1980	1-0	Crete	1907	1907	1-0	Iowa	1907	1977	7-12
Appalachian State	1993	1995	2-1	Delaware State	1995	1996	2-0	Iowa State	1909	2001	123-91
Arizona	1961	2000	2-2	Denver	1907	1983	5-2	Kansas	1900	2001	70-149
Arizona State	1969	1986	1-2	Denver YMCA	1903	1903	1-0	Kansas City YMCA	1906	1906	1-0
Arkansas	1933	1998	3-5	DePaul	1908	1983	1-4	Kansas State	1908	2001	86-114
Arkansas-Little Rock	1987	1987	1-0	Detroit	1938	1988	3-4	K.C. Athletic Club	1906	1926	2-3
Arkansas State	1989	1989	1-0	Doane	1899	1900	2-0	Kent State	1993	2001	2-0
Arkansas Tech	1979	1979	1-0	Drake	1909	1989	43-14	Kentucky	1941	1973	1-2
Augustana (S.D.)	1969	1984	3-0	Duquense	1949	1972	1-2	Knox	1920	1920	1-0
Baker	1905	1906	3-0	Eastern Illinois	1991	2001	5-0	La Salle	1967	1972	1-1
Ball State	1981	1982	1-1	Eastern Washington	1980	1992	3-0	Lawrence	1905	1905	1-0
Baylor	1950	2001	7-4	Emporia State	1956	1956	1-0	Lehigh	1988	1988	1-0
Bellevue	1906	1906	1-0	Evansville	1985	1986	1-1	Lewis	1905	1905	0-1
Bowling Green	1991	1997	2-1	Florida A&M	1994	1994	1-0	Lincoln High School	1904	1904	1-0
Bradley	1938	1959	2-5	Fond du Lac	1901	1901	0-1	Lincoln YMCA	1897	1909	9-6
Brandeis (Omaha)	1917	1917	1-0	Fordham	1993	1993	1-0	Long Beach State	1975	1996	3-0
Brigham Young	1931	1936	1-3	Fort Dodge	1905	1918	5-1	Louisiana State	1989	1989	0-1
Brooklyn	1987	1988	2-0	Fort Dodge Co. G	1915	1915	0-1	Louisville	1947	1980	0-2
Brown Coll. "B" Tm.	1906	1906	1-0	Fort Riley	1906	1906	1-0	Loyola (Ill.)	1937	1938	1-1
Burgess-Nash	1916	1916	1-0	Fresno State	1952	1996	2-0	Loyola Marymount	1981	1981	1-0
Butler	1930	1987	2-1	Furman	1988	1989	2-0	MacMurray	1974	1974	1-0
California	1938	1973	6-7	Gardner Naval Res.	1943	1943	0-2	Mankato State	1977	1977	1-0
California-Davis	1978	1978	1-0	George Washington	1937	1937	0-1	Marquette	1934	1987	3-3
California-Irvine	1970	1987	2-2	Georgia	1986	1995	1-1	Marshall	1967	1967	0-1
Cal-Santa Barbara	1979	1979	1-0	Georgia Southern	1996	1996	1-0	Marshfield	1907	1907	1-0
Cal St.-Bakersfield	1980	1980	1-0	Georgia State	1973	1974	2-0	Md.-Baltimore Co.	1989	1989	1-0
Cal St. Fullerton	1968	1968	1-0	Georgia Tech	1984	1984	0-1	Memphis	1955	1955	0-1
Camp Funston	1918	1918	0-1	Grambling State	1988	1998	2-1	Menasha	1905	1905	1-0
Canisius	1937	1985	1-1	Great Lakes	1942	1942	0-1	Mesa	1983	1983	1-0
Carleton	1932	1933	0-2	Greeley H.S.	1903	1903	1-0	Miami (Fla.)	1952	2001	2-1
Central City	1907	1907	1-0	Grinnell	1907	1928	17-7	Miami (Ohio)	1963	1991	2-1
Chaminade	1988	1989	2-0	Hamline	1915	1917	2-0	Michigan	1950	1993	2-6
Charleston	1995	1995	1-0	Harvard	1949	1990	3-0	Michigan State	1920	1994	6-8
Cheyenne Bus. Coll.	1903	1903	0-1	Haskell	1902	1903	0-2	Middle Tenn. State	1974	1974	0-1
Chicago Central	1905	1905	0-1	Hastings	1920	1920	1-0	Millikin	1935	1935	0-1
Chicago State	1990	1990	1-0	Hawaii	1968	1998	2-4	Minneapolis YMCA	1904	1904	1-0
Cincinnati	1949	1997	0-3	Hawaii-Hilo	1977	1977	0-1	Minnesota	1902	2001	13-46
Citadel	1991	1993	3-0	Highland Park	1904	1908	1-2	Minnesota Ag Coll.	1903	1903	0-1
Colgate	1921	1999	3-1	Hillyard's	1927	1927	0-1	Minnesota-Duluth	1974	1974	1-0
Colorado	1903	2001	66-61	Houston	1963	1970	0-3	Mississippi	1978	1979	1-1
Colorado College	1903	1929	6-1	Hudson College	1907	1907	1-0	Mississippi State	1996	1996	0-1
Colorado State	1948	1999	8-3	Idaho	1950	1990	3-4	Missouri	1908	2001	83-111
Columbia	1988	1988	1-0	Idaho State	1995	1995	1-0	Missouri-St. Louis	1987	1987	1-0
Connecticut	1992	1997	0-2	Illinois	1921	1991	2-7	Missouri Southern	1978	1978	1-0

Opponent	First Mtg.	Last Mtg.	W-L	Opponent	First Mtg.	Last Mtg.	W-L	Opponent	First Mtg.	Last Mtg.	W-L
Missouri Western	1983	1983	1-0	Penn State	1981	1995	1-2	Texas Christian	1952	1999	3-2
Monmouth	2000	2000	1-0	Pentahlon	1945	1945	1-0	Texas-San Antonio	1994	1998	3-0
Montana	1937	1983	2-1	Pepperdine	1990	1990	1-0	Texas Tech	1956	2001	10-6
Montana State	1930	1986	4-2	Pittsburgh	1930	2001	1-3	Toledo	1991	1996	3-0
Morehead State	1989	1995	2-0	Port Washington	1905	1905	1-0	Topeka YMCA	1902	1902	1-1
Morningside	1904	1920	7-0	Portage Co. F	1907	1908	0-2	Tulane	1983	1996	2-0
Morrison	1908	1908	0-1	Portland	1967	1994	2-0	Tulsa	1998	1999	0-2
Muscatine	1908	1908	0-1	Portland State	1980	1980	1-0	UCLA	1939	1985	2-5
Murray State	1991	2001	0-2	Princeton	1958	1958	1-0	UMKC	1983	2001	10-1
NATTC	1945	1945	0-1	Purdue	1948	1980	2-6	USC	1963	1993	1-5
Navy Pre-Flight	1945	1945	0-2	Ripon	1905	1905	0-1	Utah	1936	1981	1-2
Nebraska-Omaha	1988	1988	1-0	Rutgers	2000	2000	0-1	Utah State	1961	1978	2-0
Nebraska Wesleyan	1899	1923	20-6	Sacramento State	1979	1993	3-0	Valparaiso	1920	1920	2-0
Nevada-Las Vegas	1979	1999	1-1	Sacred Heart Coll.	1913	1913	1-0	Vanderbilt	1956	1998	2-4
Nevada-Reno	1948	1997	3-1	St. Louis	1930	1991	3-3	Villanova	1988	1999	1-1
New Mexico State	1976	1993	1-1	St. Mary's (Calif.)	1947	1976	1-1	Virginia	1998	1998	1-0
New Orleans	1998	1998	1-0	St. Joseph's (Iowa)	1913	1917	3-0	Virginia Tech	1995	1995	0-1
Niagara	1938	1938	1-0	St. Joseph's (Pa.)	1996	1996	1-0	Wagner	1990	1990	1-0
North Carolina	1973	1973	0-1	St. Thomas (Minn.)	1917	1917	1-0	Washburn	1908	1908	1-0
North Carolina A&T	1999	1999	1-0	St. Thomas (Pa.)	1937	1937	1-0	Washington	1931	1997	3-6
UNC Greensboro	1998	1999	2-0	Sam Houston State	1989	1992	3-0	Washington (Mo.)	1918	1949	12-6
UNC Wilmington	1998	1998	1-0	San Diego State	1972	1972	0-1	Washington State	1967	1999	6-2
North Dakota	1934	1935	1-1	San Francisco	1987	2000	2-1	Weber State	1997	1997	1-0
North Dakota State	1934	1934	1-0	San Jose State	1948	1989	2-2	Wesleyan Auto	1914	1914	0-1
North Texas	1973	1989	3-0	Santa Clara	1936	1985	1-2	West Virginia	1930	1930	0-1
NE Missouri State	1974	1986	3-0	Shattuck	1905	1906	2-0	Western Carolina	2000	2000	0-1
Northeastern Illinois	1995	1996	2-0	Simpson	1914	1917	1-1	Western Illinois	1978	1998	3-0
Northern Colorado	1948	1948	1-0	Sioux City YMCA	1902	1904	1-1	Western Kentucky	1947	1986	0-2
Northern Illinois	1989	1991	2-1	Sonoma State	1981	1981	1-0	Western Reserve	1937	1949	2-0
Northern Iowa	1949	1997	13-1	South Carolina	1976	1977	1-1	Wichita State	1956	1994	6-5
Northern Michigan	1970	1970	1-0	South Dakota	1911	1985	30-5	Winthrop	2000	2000	1-0
NW Missouri State	1949	1987	10-0	South Dakota State	1930	1982	9-0	Wisconsin	1904	1999	10-6
Northwestern	1934	2000	3-1	Southern Colorado	1985	1985	1-0	Wis.-Green Bay	1991	1992	2-0
Notre Dame	1920	1962	5-2	Southern Illinois	1986	1987	2-0	Wis.-Oshkosh	1980	1980	1-0
Ohio	1958	1994	3-0	Southern Methodist	1952	2001	4-2	Wis.-Stevens Point	1982	1985	2-0
Ohio State	1937	1989	2-4	Southern Mississippi	1987	2000	0-2	Wisconsin-Stout	1986	1986	1-0
Oklahoma	1921	2001	78-97	Southern Utah	1992	1994	3-0	Wisconsin-Superior	1932	1932	0-1
Oklahoma City	1964	1966	1-1	SW Missouri State	1983	1983	1-0	Wyoming	1934	1990	15-10
Oklahoma State	1927	2001	59-46	Southwest Texas State	1999	1999	1-0	Xavier (Ohio)	1984	1991	0-2
Omaha Alumni	1913	1915	3-0	Southwestern La.	1993	1993	0-1	York College	1917	1917	1-0
Omaha Ath. Club	1920	1920	2-0	Springfield (Mass.)	1953	1953	1-0				
Omaha Christian	1904	1904	1-0	Stanford	1933	1966	3-6				
Omaha YMCA	1898	1905	6-3	Stevens Point A.C.	1901	1901	0-1				
Old Dominion	1997	1997	1-0	Tampa	1952	1952	0-1				
Oral Roberts	2000	2001	1-1	Temple	1937	1937	0-1				
Oregon	1942	1996	6-3	Tennessee Tech	1991	1991	1-0				
Oregon State	1941	1997	3-5	Texas	1965	2001	4-8				
Ottumwa Navy	1947	1947	2-0	Texas-Arlington	1993	1993	1-0				
Pacific	1967	2000	3-0	Texas A&M	1970	2001	7-2				

2001-02 Opponents in Bold

Opponents

Idaho State (NU leads 1-0)
 12-3-94 H W 98-72

Illinois (NU trails 2-7)
 1-1-21 A W 30-25
 1-3-21 A L 24-26
 12-12-42 A L 27-69
 12-29-44 A L 39-71
 12-20-45 H L 51-62
 12-28-46 A L 37-72
 11-28-75 H L 58-60
 12-11-76 A L 63-67
 11-24-90 N W 100-73
Totals 429-525

Illinois Wesleyan (NU leads 1-0)
 1-4-21 A W 32-1

Independence (NU leads 1-0)
 2-22-06 A W 41-16

Indiana (NU trails 1-8)
 2-5-20 H L 20-24
 2-6-20 H W 38-18
 12-23-37 A L 42-43
 12-15-39 H L 39-49
 12-15-41 A L 29-56
 12-30-42 H L 39-40
 12-30-44 A L 42-65
 12-21-74 A L 60-97
 12-30-82 N L 60-57
Totals 369-449

Iona (NU leads 2-0)
 3-21-83 H W 85-73
 12-20-00 N W 81-80
Totals 166-153

Iowa (NU trails 7-12)
 1-28-07 H W 25-17
 2-22-07 A L 29-32
 3-6-08 A L 26-39
 1-25-30 H W 41-26
 12-19-31 A L 29-34
 12-20-34 H L 24-31
 12-30-41 A W 41-34
 12-19-42 H W 52-43
 12-10-43 A L 33-50
 12-16-44 H L 45-61
 12-17-45 A L 35-61
 12-12-53 H W 81-70
 12-6-54 A L 61-84
 12-3-55 A L 51-60
 12-3-56 H W 67-43
 12-5-70 H W 73-71
 12-21-71 A L 77-86
 12-2-75 A L 65-72
 11-27-76 H L 57-71
Totals 912-985

Kansas City YMCA (NU leads 1-0)
 1-29-06 H W 25-24

K.C. Athletic Club (NU trails 2-3)
 1-13-06 N W 33-22
 2-23-06 A L 21-49
 2-25-06 A W 26-25
 1923-24 A L 18-27
 1-2-26 A L 20-36
Totals 118-159

Kent (NU leads 2-0)
 12-5-92 H W 85-61
 12-21-00 N W 69-68
Totals 154-129

Kentucky (NU trails 1-2)
 12-18-40 H W 40-39
 12-16-41 A L 27-42
 12-15-72 A L 60-85
Totals 127-166

Knox (NU leads 1-0)
 2-26-20 A W 31-24

La Salle (Series tied 1-1)
 12-16-66 N L 76-99
 12-18-72 H W 75-60
Totals 151-159

Lawrence (NU leads 1-0)
 1904-05 W 37-24

Lehigh (NU leads 1-0)
 12-4-87 H W 71-66

Lewis (NU trails 0-1)
 1904-05 L 32-61

Lincoln High (NU leads 1-0)
 1903-04 W 49-26

Lincoln YMCA (NU leads 10-4)
 2-2-1897 H W 11-8
 2-23-1897 H W 23-14
 1-8-1898 H L 9-15
 2-1-1898 H L 13-20
 1899-00 H W 39-7
 1900-01 H W 10-8
 2-1-02 H W 32-30
 12-18-02 H W 25-18
 1-24-03 H L 24-35
 2-20-03 H W 33-20
 1903-04 W Score NA
 1903-04 W Score NA
 1903-04 H W 31-12
 12-17-08 H L 16-34
Totals 266-221

Long Beach State (NU leads 3-0)
 12-6-74 N W 67-55
 1-9-95 A W 82-71
 1-6-96 H W 69-68
Totals 218-194

Louisiana State (NU trails 0-1)
 12-30-88 N L 87-90

Louisville (NU trails 0-2)
 12-30-46 A L 53-68
 12-30-79 N L 58-65
Totals 111-133

Loyola (Ill.) (Series tied 1-1)
 12-26-36 A L 35-53
 2-19-38 H W 39-38
Totals 74-91

Loyola Marymount (NU leads 1-0)
 12-12-80 N W 67-66

MacMurray (NU leads 1-0)
 12-15-73 H W 76-50

Mankato State (NU leads 1-0)
 12-22-76 H W 64-61

Marquette (Series tied 3-3)
 12-20-33 A L 22-25
 12-14-40 H W 35-20
 12-31-45 A L 36-49
 12-21-57 A L 64-79
 12-8-58 H W 62-60
 3-11-87 H W 78-76
Totals 297-309

Marshall (NU trails 0-1)
 3-13-67 N L 88-119

Marshfield (NU leads 1-0)
 2-19-07 A W 33-16

Md.-Baltimore Co. (NU leads 1-0)
 1-17-89 H W 86-65

Memphis (NU trails 0-1)
 12-22-54 A L 79-86

Menasha (NU leads 1-0)
 1904-05 W 37-19

Mesa (NU leads 1-0)
 1-7-83 H W 94-57

Miami (Fla.) (NU leads 2-1)
 12-22-51 A L 60-70
 12-18-70 H W 85-58
 12-16-00 N W 72-64
Totals 217-192

Miami (Ohio) (NU leads 2-1)
 12-17-62 H W 72-69
 11-27-89 A L 71-91
 12-22-90 H W 88-73
Totals 231-233

Michigan (NU trails 2-6)
 12-29-49 N L 65-67
 12-10-55 A L 71-77
 12-8-56 H W 73-60
 12-7-57 A L 57-81
 12-6-63 A L 55-80
 12-12-64 H W 74-73
 3-6-80 A L 69-76
 12-28-92 N L 73-88
Totals 537-602

Michigan State (NU trails 6-8)
 2-13-20 H W 43-26
 2-14-20 H W 39-20
 12-27-56 N L 65-79
 12-20-58 A L 55-80
 12-17-59 H L 80-82
 12-20-67 A L 70-74
 12-16-68 H W 73-59
 12-29-83 N L 45-58
 11-30-88 H L 75-77
 11-29-89 A L 69-80
 11-28-90 H W 71-69
 12-4-91 A L 78-101
 12-18-93 A W 85-81
 12-10-94 H W 96-91
Totals 944-977

Middle Tennessee St. (NU trails 0-1)
 12-8-73 N L 65-76

Millikin (NU trails 0-1)
 1-4-35 A L 35-36

Minneapolis YMCA (NU leads 1-0)
 1903-04 W 15-10

Minnesota (NU trails 13-46)
 2-15-02 A L 9-52
 3-7-03 A L 14-41
 1903-04 L 21-42
 1904-05 W 22-21
 1904-05 W 28-25
 2-15-07 A L 19-20
 2-16-07 A L 18-20
 2-28-08 A L 12-43
 2-29-08 A L 10-32
 2-5-09 A L 17-24
 2-6-09 A L 21-39
 2-19-09 H L 26-28
 2-20-09 H L 20-29
 2-18-10 A L 14-33
 2-19-10 A L 9-27
 1-27-11 A L 10-25
 1-28-11 A L 15-40
 1-26-12 A L 15-40
 1-25-13 A L 11-20
 2-6-14 A W 21-16
 2-7-14 A W 14-9
 1-8-15 A L 18-22
 1-9-15 A L 9-23
 12-29-31 A L 24-32
 12-23-32 A L 25-27
 1-2-33 H L 22-32
 1-1-34 A L 16-32
 12-29-34 H W 26-24
 12-20-35 A W 41-24
 12-21-36 H W 29-24
 12-20-37 A L 28-33
 12-21-38 H L 37-66
 12-23-39 A L 37-61
 12-21-40 H L 36-43
 12-27-41 A L 32-56
 12-13-43 A L 21-40
 1-22-44 H L 32-45
 12-22-44 H L 54-55
 12-8-45 A L 30-55
 12-23-46 H L 58-66
 12-13-47 A L 59-63
 12-6-48 H L 52-61
 12-2-50 A L 41-55
 12-8-51 H L 55-63
 12-13-52 A L 62-71
 12-5-53 A L 64-75
 12-13-58 A L 57-78
 12-7-59 H W 76-66
 12-8-76 H L 58-66
 12-19-77 A W 63-49
 11-28-78 H W 58-48
 12-15-79 A L 58-75
 11-26-95 N W 96-85
 12-9-95 A L 80-91
 12-21-96 H L 56-70
 12-13-97 A W 70-66
 12-19-98 H L 51-55
 12-31-99 H W 90-78
 12-28-00 A L (ot) 70-74
Totals 2,137-2,675

Minnesota Ag College (NU trails 0-1)
 3-6-03 A L 4-13

Minnesota-Duluth (NU leads 1-0)
 12-3-73 H W 77-50

Texas-Arlington (NU leads 1-0)

12-21-92 H W 116-95

TCU (NU leads 3-2)

12-20-51 A L 57-58

12-11-70 A W 69-64

12-11-72 H W 72-58

3-24-83 H W 67-57

3-15-99 A L 89-101

Totals 354-338**Texas-San Antonio** (NU leads 3-0)

11-27-93 H W 96-85

12-3-96 H W 79-76

11-29-97 H W 68-59

Totals 243-220**Toledo** (NU leads 3-0)

12-8-90 H W 105-68

1-2-92 A W 57-52

11-24-95 N W 72-59

Totals 234-179**Topeka YMCA** (Series tied 1-1)

3-3-02 A L 36-52

3-22-02 H W 27-13

Totals 63-65**Tulane** (NU leads 2-0)

3-17-83 H W 72-65

3-26-96 N W 90-78

Totals 162-143**Tulsa** (NU trails 0-2)

12-1-97 A L 68-85

12-1-98 H L 49-52

Totals 117-137**UCLA** (NU trails 2-5)

12-29-38 A W 35-30

12-30-38 A L 40-42

12-20-41 H L 36-42

12-16-55 H W 71-65

11-30-56 A L 56-69

12-1-56 A L 60-78

3-19-85 A L 63-82

Totals 361-408**Utah** (NU trails 1-2)

12-30-35 A W 48-47

12-27-39 H L 40-63

12-13-80 A L 55-57

Totals 143-167**Utah State** (NU leads 2-0)

12-7-60 H W 65-60

3-8-78 H W 67-66

Totals 132-126**Valparaiso** (NU leads 2-0)

2-27-20 A W 30-17

2-28-20 A W 35-20

Totals 65-37**Vanderbilt** (NU trails 2-4)

12-21-55 H L 48-66

12-22-56 A L 54-78

12-7-73 A L 58-82

12-23-74 H W 81-66

12-22-75 A W 68-57

12-30-97 N L 69-80

Totals 378-429**Villanova** (NU trails 0-2)

11-27-87 N L 53-70

11-19-98 N L 60-75

Totals 113-145**Virginia** (NU leads 1-0)

12-27-97 N W 80-65

Virginia Tech (NU trails 0-1)

11-26-94 N L 81-87

Wagner (NU leads 1-0)

12-30-89 H W 88-67

Washburn (NU leads 1-0)

1-16-08 A W 26-25

Washington (NU trials 3-6)

12-27-30 A L 38-41

12-29-30 A L 24-27

12-30-30 A L 32-38

12-8-50 A L 49-54

12-9-50 A L 53-71

12-6-75 H L 63-75

11-29-76 A W 59-58

3-21-87 H W 81-76

3-12-97 H W 67-63

Totals 466-503**Washington (Mo.)** (NU leads 12-6)

1917-18 A L 17-44

2-7-19 H W 35-25

2-8-19 H W 28-13

1-7-22 H W 31-23

2-25-22 A W 33-32

1922-23 H L 32-34

1922-23 A W 24-22

2-9-24 A W 32-18

1923-24 H W 38-17

2-20-25 A W 24-20

3-5-25 H L 16-36

2-20-26 H W 26-20

3-6-26 A L 14-22

1926-27 A W 37-20

1926-27 H W 41-24

12-16-27 A L 27-28

1-9-28 H L 19-30

1-11-49 H W 48-45

Totals 522-473**Washington State** (NU leads 6-2)

12-12-66 H W 100-75

12-13-66 H W 80-78

12-8-67 A L 70-93

12-9-67 A W 91-76

12-22-84 H L 58-63

12-12-85 A W 79-72

3-19-96 H W 82-73

11-21-98 N W 95-84

Totals 655-614**Weber State** (NU leads 1-0)

11-26-96 H W 83-66

Wesleyan Auto (NU trails 0-1)

3-5-14 H L 19-31

West Virginia (NU trails 0-1)

1-2-30 A L 19-45

Western Carolina (NU trails 0-1)

12-3-99 H L 72-74

Western Illinois (NU leads 3-0)

12-21-77 H W 73-72

12-17-94 H W 69-62

11-19-97 H W 86-57

Totals 228-191**Western Kentucky** (Series tied 1-1)

12-31-46 A L 56-74

3-14-86 N L 59-67

Totals 125-141**Western Reserve** (NU leads 2-0)

12-28-36 A W 41-35

12-21-48 A W 83-80

Totals 124-115**Winthrop** (NU leads 1-0)

11-27-00 H W 65-44

Wichita State (NU leads 6-5)

12-12-55 A L 46-71

12-3-60 H L 63-65

12-4-61 A L 49-79

12-10-68 H W 94-92

12-6-69 A W 81-79

12-23-70 A W 72-71

12-4-71 H L 61-74

1-7-74 A L 58-66

12-14-74 H W 78-65

12-12-92 A W 71-64

12-11-93 H W 94-72

Totals 767-798**Wisconsin** (NU leads 10-6)

1903-04 H W 25-22

2-21-07 A L 31-35

3-3-08 A L 4-43

1-4-22 A L 14-27

12-30-39 A W 53-43

1-4-41 H L 31-46

12-19-55 A L 52-71

12-10-56 H W 53-51

12-1-65 A W 101-88

11-30-68 H W 68-55

12-27-79 N W 83-82

12-5-83 A W 71-69

12-12-84 H W 53-51

12-11-90 A W 75-63

12-11-91 H W 86-67

11-22-98 N L 41-78

Totals 841-891**UW-Green Bay** (NU leads 2-0)

1-2-91 A W 70-63

12-30-91 H W 76-68

Totals 146-131**UW-Oshkosh** (NU leads 1-0)

1-4-80 H W 96-72

UW-Stevens Point (NU leads 2-0)

11-30-81 H W 74-45

1-9-85 H W 69-62

Totals 143-107**UW-Stout** (NU leads 1-0)

11-23-85 H W 71-53

UW-Superior (NU trails 0-1)

12-28-31 A L 34-36

Wyoming (NU leads 15-10)

1-20-34 H L 24-33

12-15-34 A L 23-26

12-27-35 A W 46-42

1-13-36 H W 31-22

12-23-38 H W 38-30

12-5-57 H W 77-66

12-20-61 A L 70-71

12-2-63 H W 79-72

12-3-64 A L 68-94

12-7-66 A L 98-102

12-23-67 H W 82-74

12-1-70 A W 68-63

12-1-71 H W 81-63

12-1-72 A L 59-65

12-1-73 H W 70-62

11-28-80 H L 59-62

11-27-81 A L 48-62

12-18-82 H W 68-57

12-20-83 A W 67-64

12-10-84 H W 79-65

11-30-85 A W 64-53

12-20-86 H W 62-61

12-19-87 A L 58-87

1-23-89 H W 71-58

1-22-90 A L 65-95

Totals 1,555-1,487**Xavier (Ohio)** (NU trails 0-2)

3-19-84 A L 57-58

3-14-91 N L 84-89

Totals 141-147**York College** (NU leads 1-0)

1916-17 W 23-14

Opponents

Nebraska vs. NCAA Division I Conferences

Conference (Number of Teams)	G	W-L	Pct.
America Sun* (11)	2	2-0	1.000
Atlantic Coast* (9)	3	1-2	.333
Atlantic 10* (12)	11	3-8	.273
Big East* (13)	22	8-14	.364
Big Sky* (9)	18	14-4	.777
Big South* (8)	2	2-0	1.000
Big Ten* (11)	155	49-106	.316
Big West* (12)	30	22-8	.733
Colonial Athletic* (8)	2	2-0	1.000
Conference USA* (12)	33	11-22	.333
Horizon (9)	19	12-7	.632
Ivy* (8)	7	7-0	1.000
Metro Atlantic* (8)	5	4-1	.800
Mid-American* (9)	15	12-3	.800
Mid-Continent* (10)	19	17-2	.895
Mid-Eastern* (9)	5	5-0	1.000
Missouri Valley* (11)	127	89-38	.701
Northeast* (10)	2	2-0	1.000
Ohio Valley* (10)	11	8-3	.727
Pacific 10* (10)	70	29-41	.414
Patriot League* (8)	6	5-1	.833
Southeastern* (12)	27	8-19	.296
Southern* (10)	13	10-3	.769
Southland* (10)	8	8-0	1.000
Southwestern* (8)	3	2-1	.667
Sun Belt* (10)	6	3-3	.500
West Coast* (8)	12	8-4	.667
Western Athletic* (16)	75	42-33	.560
Independents	3	3-0	1.000



*Denotes NCAA Tournament automatic bid to champion

NU in Exhibition Play (29-5)

Season	Opponent	Result	Score
1966-67	Swedish Nationals	W	103-78
1968-69	Athletes in Action	W	74-65
1972-73	Yugoslavian Nationals	L	80-82
1978-79	Windsor	W	113-69
1981-82	Windsor	W	94-51
1982-83	Brandon	W	96-68
1983-84	Windsor	W	117-49
1985-86	Bratislava	W	101-67
1986-87	Club Bosnia	W	90-82
1987-88	Czechoslovakia	L	66-69
1988-89	Athletes in Action	L	102-104 (OT)
	Victoria All-Stars	W	109-84
1989-90	Brisbane Bullets	W	76-74
	Athletes in Action	W	104-90
1990-91	High Five America	W	128-89
	Czechoslovakia	W	92-71
1991-92	Ukraine Nationals	W	80-71
	High Five America	W	93-84
1992-93	Cuban Nationals	W	114-76
	Marathon Oil	W	126-96
1993-94	Kiev Baskets	W	122-59
	Marathon Oil	W	109-91
1994-95	USA Verich Reps	W	117-101
	Russian Red Army	W	105-83
1995-96	Spalding Americas	W	113-68
	Team Pella	W	97-75
1996-97	Pella Windows Basketball	W	82-71
	Marathon Oil	W	82-81
1997-98	Pella Windows Basketball	W	83-63
	Marathon Oil	W	87-72
1998-99	Pella Windows Basketball	W	67-61
	Next Level Sports	W	86-76
1999-2000	California South All-Stars	W	107-99 (OT)
	Ural Great-Russia	L	98-102 (OT)
2000-01	Global Sports	L	74-62
	Sports Tours International	W	89-49

NEBRASKA BASKETBALL

REVIEW



2000-01 Season Review

Season Ends at Big 12 Tourney

The Nebraska men's basketball team had a game decided by five points or less for the 15th time on the season, as Nebraska fell to Kansas State, 62-58, in the first round of the Phillips 66 Big 12 Men's Basketball Tournament on March 8. The setback ended the Huskers' season sooner than everyone hoped, as NU did not reach the NCAA postseason for the second straight year.

The Huskers, led by four seniors in the starting five, finished the 2000-01 campaign with a 14-16 mark overall and 7-9 conference record, good for a seventh-place league finish. But, down the stretch with the hopes of a possible postseason bid still alive, NU was unable to finish at the .500 mark against one of the toughest schedules in the nation. In fact, prior to the NCAA Tournament, the Huskers had the 28th-toughest schedule in the country.

With such a stiff slate of competition, NU did more than hold its own, extending a streak of finishing above .500 at the Bob Devaney Sports Center to 25 straight seasons, while knocking off at least one ranked opponent for the ninth time in the past 11 years. The Huskers also recorded an 8-10 record against teams that made either NCAA or NIT postseason play, five of which advanced at least one round.

NU Opponents Abound in 2001 Postseason

With Nebraska having one of the strongest strength-of-schedule ratings in the country most

of the season, it came as no shock that 14 Husker opponents made it to postseason play. Among the opponents NU faced last season to go on to NCAA Tournament or NIT action were: Winthrop, Eastern Illinois, Pittsburgh, Iona, Kent State, Miami (Fla.), Minnesota, Creighton, Baylor, Missouri, Texas, Iowa State, Kansas, Oklahoma and Oklahoma State.

Against these teams — of which seven were from the Big 12 and five were ranked when facing NU — Nebraska held its own, as the Huskers were 8-10 overall. NU hit 47.7 percent from the floor against these opponents and outrebounded them 35.7-31.7. The Huskers were outscored just 69.9-69.2 in these games.

Strength of Schedule Among Nation's Best

Going into the 2000-01 campaign, the Husker coaching staff knew it would be facing a stiff schedule, despite not having many big-name non-conference opponents. In fact, the Huskers' strength of schedule was the 28th-toughest in the nation, and at one point, ranked as high as No. 7 in the nation, according to collegerpi.com's website.


The Huskers, who went 8-10 against opponents who reached postseason play, finished with the Big 12's second-toughest strength of schedule while also ranking No. 94 in the RPI. Nebraska faced four league opponents in the top 15 in the RPI (No. 9 Texas, No. 12 Kansas, No. 13 Iowa State and No. 15 Oklahoma). Against top 50 teams, NU went 3-8 in 2000-01, with three of the losses by a combined seven points.

Huskers Named to All-Big 12 Teams

Nebraska had a trio of Huskers named to the all-conference team in 2000-01, as seniors Cookie Belcher, Kimani Ffriend and Steffon Bradford were each tabbed to an all-league squad.

Belcher, who finished third in NCAA history in career steals with 353, was tabbed to the All-Big 12 second-team in both the AP and Coaches Poll. Belcher had previously earned all-league accolades in 1998-99, when he was a third-team selection. Belcher was the team's leading scorer (16.4 ppg) while adding team highs in assists (131) and steals (82) last season.

Ffriend earned all-league honors for the second consecutive season, as he was tabbed to the



Senior Steffon Bradford was second in the Big 12 and in the top 10 nationally in field-goal percentage.

third-team by the AP and was an honorable mention selection in the vote by the league's coaches after leading the team in rebounding (8.2 rpg) and blocked shots (74) while adding 13.8 ppg. The previous season, Ffriend was a third-team selection by the coaches and a second-team pick by the AP.


Bradford also received recognition as an honorable-mention pick for the second straight season by the league's coaches. Bradford finished the season third on the squad in scoring (12.8 ppg) and second in rebounding (8.1 rpg). He also added a league-high 3.73 offensive rebounds per game.

Belcher and Ffriend were each named to the Big 12 All-Defense Team. Nebraska was the only team represented by two players on the All-Defense Team. Joining Belcher and Ffriend were Iowa State guard Jamaal Tinsley, Oklahoma State forward Andre Williams and Texas forward Chris Owens.

Collier Completes First Season With Huskers

The end of the 2000-01 campaign marked the end of NU head coach Barry Collier's first season with the Huskers. Collier, who took over the Nebraska program in April of 2000, led Nebraska to a 14-16 mark overall and 7-9 finish in the Big 12 (seventh place), both of which were improvements over the previous year. He also helped NU improve statistically, as the Huskers' scoring average was up more than three points per game, while the defensive effort held opponents to more than four fewer points per game than the previous season.

Collier improved his career record to 210-148 as a head coach in 2000-01. He picked up his first victory as Nebraska's head coach with an



Rodney Fields started 24 games in the Husker backcourt in 2000-01.

85-71 victory over Eastern Illinois, which went on to play in the NCAA Tournament. He added his 200th career victory when the Huskers defeated Miami (Fla.) in the FedEx Orange Bowl Classic, a team which went on to play in the NIT. The victory over the Hurricanes came as part of a five-game win streak by the Huskers, the longest of the season.

Magic Number Is 80

The Huskers found out their magic number must be 80, as nearly every time they scored at least 80 points, they won. NU was 8-1 in 2000-01 when getting over the 80-point plateau, with the lone loss coming in the first game of the season. In the games NU scored 80 points last season, the Huskers hit 53.4 percent from the floor while holding their opponents to just 71.8 points and 42.7 percent shooting.

Over the past five years, the Huskers have been impressive when reaching at least 80 points. NU has topped the mark on 33 occasions and has a 28-5 record in those contests.

Defense Makes Its Mark

Despite finishing with a record below .500 for the second straight season, NU did make dramatic improvements in nearly all phases of the game under first-year head coach Barry Collier, especially on the defensive end.

In 2000-01, the Huskers limited opponents to just 69.5 ppg and 43.1 percent shooting from the floor overall, but improved that total to just 66.9 ppg and 41.6 percent shooting at the Bob Devaney Sports Center.

And while Nebraska has always been tough in the Devaney Center, the Huskers showed more muscle on the road than the previous year, as NU allowed opponents just 71.8 ppg and 44.5 percent shooting away from Lincoln. That averaged out to the Huskers allowing 15 fewer points per game in away contests in 2000-01 than the previous season. NU's success was partially due to the defensive effort stressed in Collier's system and the Huskers shooting a solid 48.3 percent from the field on the road.

Topping the Career Charts

During the season, several Huskers climbed the Nebraska career charts, ranking among the all-time best in the program's history. Among those on the lists, two Huskers finished the 2000-01 season as the best ever in their respective categories.

Topping four charts in his career was guard Cookie Belcher. Entering 2000-01, Belcher was already the Huskers' all-time leader in career steals and finished third in NCAA history with 353. But he added to his record collection last year by taking over the Huskers' top spots in career games played (131), starts (128) and minutes played (4,099).

Joining Belcher at the top of the charts was junior Cary Cochran, who returns in 2001-02 and will look to add to his mark. Cochran took over the No. 1 spot on the NU career three-point field goal percentage chart with a 42.3 career mark (179-of-423). Cochran's accuracy mark

tops the previous Husker record, which was 40.9 percent by Clifford Scales (1988-91).

Three-Point Barrage

The Huskers surpassed their 1999-2000 season total for victories – both overall and in conference play – and part of that was because of Nebraska's improved three-point shooting in 2000-01. The Huskers hit 38.3 percent (184-of-480) from behind the arc on the season, which ranks as the top single-season team percentage in school history.

Nebraska's three-point attack also helped the 2000-01 squad rank among the top five teams in school history for three-pointers made and attempted, as the Huskers ranked second in treys made (184) and fifth in threes attempted (480). Nebraska also placed among the top teams in the country in three-point shooting last year, ranking 30th in the nation overall.

One Point This Way, One Point That Way

Not often does one point make or break a team's season, but the Nebraska men's basketball team played several one-point games that could have made a difference in its final record for 2000-01.

On the year, Nebraska played five one-point contests, with NU holding a 2-3 record in those contests. The five one-point games equals Nebraska's total of one-point contests in the previous seven seasons combined.

Prior to 2000-01, the last time NU had five one-point contests in one season was the 1979-80 campaign, when NU went 3-2 in these contests while finishing with an 18-13 overall mark. The last time the Huskers had more than five one-point contests in a season was the 1961-62 campaign, when NU had seven one-point contests before finishing the season with a 9-16 record.

Huskers Set Several Single-Season Top 10 Marks

During the 2000-01 season, several Huskers climbed the Nebraska single-season charts.

Leading the way was guard Cary Cochran, who tied the NU single-season record for three-pointers made. Cochran, who is the Huskers' top returning scorer in 2001-02 after averaging 9.6 ppg last year, hit 78 treys last season, tying the mark originally set by Tyrone Lue in 1998.

Cochran also set an NU mark for three-point field-goal percentage, as he connected on 47.3 percent (78-of-165) from behind the arc in 2000-01, nearly two full percentage points ahead of the former record (45.6 percent, Clifford Scales, 1991). Cochran is the only Husker in history to hit at least 60 three-pointers in a season while shooting better than 40 percent from behind the arc.

Along with Cochran, guard Cookie Belcher steadily climbed the school's all-time charts, as his 82 steals were fourth in school history. Belcher is the only player in NU history to have four entries on any one single-season top-10 chart, as his four single-season totals for steals each rank among the all-time top five.

Belcher also made the single-season assists-per-game list. His 4.36 assists-per-game average ranked eighth on the top 10 list. His total of 131 assists on the year just missed the top 10.


Center Kimani Ffriend also moved high on the school's single-season charts for field-goal percentage and blocked shots in 2000-01. Ffriend, who led the Big 12 in field-goal percentage, hit 62.3 percent from the floor to rank third all-time behind Larry Cox's 67.2 percent clip in 1976 and Dave Hoppen's 65.6 mark in 1985.

Ffriend also collected a team-high 74 blocked shots, which is the fifth-highest single-season total in NU history. It was the second consecutive season Ffriend recorded at least 70 blocked shots, joining Mikki Moore as the only two Huskers in history to accomplish the feat.

NU Ends Lengthy Road Drought

With a victory over Kansas State on Jan. 30, the Huskers ended their drought on the road, as Nebraska had lost 18 straight road contests, including 13 consecutive league games over the previous two years. Prior to the victory over the Wildcats, NU's last win on the road was a 64-59 victory at Kansas on Feb. 10, 1999. The 18 road losses did not include neutral site games, in which NU won six times during that span.

The drought that ended in 2000-01 was the third-longest road losing streak



Cookie Belcher led the Huskers in scoring with 16.4 points per game.

in school history. The longest was 28 games from Jan. 18, 1942, through Jan. 14, 1946, while there was also a 20-game slide from Feb. 16, 1956, through Feb. 28, 1959.

In 2000-01, the Huskers scored just 69.1 points on the road. But the defensive strategy used by Coach Collier paid off, as NU held opponents to a 72.5 ppg average away from the Devaney Sports Center, nearly 15 points less than the previous season.

Doubling Up

Nebraska saw more than its normal share of double-doubles in 2000-01, led by senior center Kimani Ffriend. An All-Big 12 third-team selection by the Associated Press, Ffriend picked up double-doubles in nine of 15 league contests, averaging 14.0 points and 9.6 rebounds per game against Big 12 competition. Ffriend got his first double-double of the year against Kent State, making it 10 times he doubled up in 2000-01 and 18 times in his two-year career with the Huskers.

Along with Ffriend, senior forward Steffon Bradford had three double-doubles last season and 11 during his two years. Against Colorado on Feb. 3, Cookie Belcher got into the act with a 22-point, 10-rebound performance to collect his second career double-double, while freshman Brian Conklin added his first career double-double against Kansas State on Feb. 14, with 11 points and 17 rebounds. With that, Conklin is the only Husker returning in 2001-02 with a double-double in his collegiate career at Nebraska.

Belcher Leads NU on Both Ends of Court

Guard Cookie Belcher, who returned after missing most of the 1999-2000 campaign with a wrist injury, showcased more than just his defensive skills in 2000-01. The Mexico, Mo., native, who was mainly known for his defensive skills by finishing his career third in NCAA history for career steals with 353, had a breakout season on the offensive end of the court, as he posted 10 20-point performances, including a career-

high 29 points against nationally ranked Kansas on Feb. 25.

Belcher went into last season with a career 10.5 points-per-game average, but led the Huskers with a 16.4 points-per-game average in 2000-01. He moved all the way to No. 8 on the Husker's all-time scoring chart, finishing his career with 1,552 points and becoming just the eighth player in NU history to break the 1,500-point plateau.


On the defensive end of the court, Belcher recorded 353 career steals, just 23 shy of the NCAA record of 376 set by Providence's Eric Murdock in 1991, and added 83 career blocked shots. His career total for blocked shots also ranks sixth in NU history.

Belcher collected his 400th career assist on Dec. 2 against Creighton, becoming the fifth player in NU history to do so. He joined Erick Strickland as the only Huskers in history to record 1,000 points, 400 assists and 200 steals.

Trio Of Huskers Rank Among Leaders

While several Huskers flourished last season under the guidance of a new coaching staff and a new offensive scheme, three in particular had outstanding seasons from the floor.

Center Kimani Ffriend led the league—and nation for over one month—in field-goal percentage, as he hit 62.3 percent (144-of-231) from the floor. His team-leading mark was the third-highest total in history at NU and finished third in the nation during the regular season.



Kimani Ffriend led the Big 12 and was third in the nation in field-goal percentage in 2000-01.

Ffriend also ranked in the national top 10 for blocked shots, as he recorded 74 on the season, for a 2.46 blocks-per-game average.

Along with Ffriend, forward Steffon Bradford was one of the most efficient shooters in the Big 12 last year. Bradford hit 60.3 percent (155-of-257) from the field, which ranked among the league's top five and was seventh in the nation at the end of the season. His percentage was also the sixth best in school history.

Stepping out behind the arc, guard Cary Cochran was just as accurate, as he hit a school-record 47.3 percent (78-of-165) from three-point range. His mark ranked among the national top five while also ranking second in the Big 12.

Knocking Off Ranked Opponents

Nebraska has picked up at least one win over a ranked opponent in nine of the last 11 seasons. Last year, the ranked foe was No. 22 Texas. Nebraska pulled out an exciting 80-67 victory over the Longhorns in the Bob Devaney Sports Center on Jan. 13.

The win over Texas ended a seven-game winless streak against top-25 opponents. All of the losses during the streak came in the 1999-2000 campaign.

The win was NU's lone victory over a ranked opponent last year, although NU nearly pulled off an upset of No. 10 Kansas in a game carried live on ABC from Lincoln. Nebraska came up short in the upset bid, falling 78-74.

Following an 86-73 loss to No. 8 Iowa State on March 3, Nebraska now has a 40-166 record against nationally ranked opponents since the 1949-50 season.




Thanks in part to the re-energized student section, known as the Red Zone, Nebraska saw an increase in attendance of more than 1,000 from the previous season.

2000-01 Departed Seniors

Cookie Belcher
6-4, 205, Guard
Mexico, Mo.
Mexico HS



Cookie Belcher left as big a mark on the Nebraska men's basketball program as any Husker in school history. During his stay in Lincoln, the Mexico, Mo., native set numerous records while moving into the Husker all-time top 10 in several other categories. His 353 career steals are not only a school and Big 12 Conference record, but also rank third in NCAA history.



Belcher was looked to for his defensive ability from the beginning of his career, after he was inserted into the lineup from day one. Throughout his career, Belcher was counted on to play long minutes. He is the only player in Nebraska history to record at least 4,000 career minutes played. Along with that record came new school marks for games played (131) and career starts (129).

After a wrist injury that sidelined him for the 1999-2000 campaign, Belcher came back with a vengeance in 2000-01, leading the Huskers with 16.4 points per game and chipping in 5.1 rpg and 4.4 apg. He also collected a team-high 82 steals.

With 492 points on the season, Belcher moved into eighth place on the Huskers' all-time scoring chart. In all, he finished with 1,552

points for an 11.9 ppg average throughout his career.

Belcher's Honors

- 2001 All-Big 12 Second-Team (AP and Coaches)
- 2001 Big 12 All-Defensive Team (Coaches)
- 2001 All-District 12 Second-Team (NABC)
- 1999 Big 12 All-Defensive Team (Coaches)

Belcher's Career Highs

Points: 29, vs. Kansas (2/25/01)
Rebounds: 10, vs. Iowa State (1/24/98); vs. Colorado (2/1/01)
Assists: 10, vs. Pittsburgh (12/11/99)
Steals: 8, vs. Texas Tech (2/20/99); vs. Oklahoma State (2/7/01)
Blocks: 4, vs. Oregon State (11/30/96); vs. Colorado (2/21/98)

Belcher's Career Statistics

Season	G	Min.	FG-FGA	Pct.	3FG-FGA	Pct.	FT-FTA	Pct.	Reb-Avg.	TP-Avg.
1996-97	33	999	117-256	.457	30-76	.395	41-83	.494	126-3.8	305-9.2
1997-98	32	982	135-305	.443	29-102	.284	55-87	.632	126-3.9	354-11.1
1998-99	32	1007	137-320	.428	39-128	.305	64-102	.627	107-3.3	377-11.8
1999-00	4	83	10-16	.625	0-1	.000	4-7	.571	15-3.8	24-6.0
2000-01	30	1024	177-394	.449	48-143	.336	90-121	.744	152-5.1	492-16.4
Totals	131	4095	576-1291	.446	146-450	.324	255-400	.638	526-4.0	1552-11.9

Assists: 477 (3.64 apg) Blocks: 83 (0.63 bpg) Steals: 353 (2.69 spg)

Steffon Bradford
6-6, 255, Forward
Clewiston, Fla.
Compton CC/
Clewiston HS



Playing for just two seasons with the Huskers, Steffon Bradford dominated in the paint and when joined by center Kimani Ffriend, gave Nebraska one



of the top-if not the top-interior tandems in the rugged Big 12 Conference in the 2000-01 season.

Bradford joined the Huskers after two seasons at Compton Community College, where he earned JUCO All-America honors from several publications. In his first season with the Huskers, Bradford immediately moved into the starting lineup, playing 30 games in his inaugural season while compiling the team's second-best rebound average at 8.1 boards per game.

In 2000-01, Bradford continued to show a consistent effort on the glass, as the Clewiston, Fla., native again averaged 8.1 rebounds per contest to rank second on the squad. However, the area he improved in the most was shooting percentage, hitting

60.3 percent from the floor to rank third in the conference and in the top 10 in the nation. He gave NU two of the nation's field-goal percentage leaders, as Kimani Ffriend also ranked in the top five.

Bradford's Honors

- 2001 All-Big 12 Honorable-Mention (Coaches)
- 2000 All-Big 12 Honorable-Mention (Coaches)

Bradford's Career Highs

Points: 28, vs. Iona (12/20/00)
Rebounds: 19, vs. Eastern Illinois (11/23/99)
Assists: 4, vs. Texas A&M (3/4/00)
Steals: 5, vs. Murray State (12/30/00)
Blocks: 1, five games (last vs. Kansas State, 2/14/01)

Bradford's Career Statistics

Season	G	Min.	FG-FGA	Pct.	3FG-FGA	Pct.	FT-FTA	Pct.	Reb-Avg.	TP-Avg.
1999-00	30	901	125-247	.506	1-2	.500	83-119	.697	243-8.1	334-11.1
2000-01	30	922	155-257	.603	0-1	.000	73-128	.570	244-8.1	383-12.8
Totals	60	1823	280-504	.555	1-3	.333	156-247	.632	487-8.1	717-12.0

Assists: 47 (0.78 apg) Blocks: 5 (0.08 bpg) Steals: 65 (1.08 spg)

2000-01 Departed Seniors


Kimani Ffriend
 6-11, 220, Center
 Kingston, Jamaica
 Gulf Coast CC/Belaire HS



Kimani Ffriend left his name among the greatest centers in Nebraska history despite playing just two seasons for the Huskers.

In his two years in Lincoln, Ffriend left his name on both the single-season and career record books by ranking among the top 10 in Nebraska history for blocked shots, field-goal percentage and rebounds.

A two-time all-conference selection, Ffriend quickly began to overpower the opposing offenses with his shot-blocking ability. One of the top shot blockers in the league each season, Ffriend finished his career with 159 career blocked shots, collecting 85 as a junior and 74 as a senior, which rank third and fifth in NU single-season history, respectively.



He also quickly climbed the school's rebounding charts by leading the Huskers on the glass each of his two seasons. Ffriend held an 8.8 rebound-per-game average as a junior and an 8.2 average during his senior campaign. While both of those rank among the best single-season averages in NU history, his career total ranks seventh among a list of highly regarded rebounders who have competed for Nebraska.

Ffriend also earned high praise his senior season for his shooting ability from the floor, although

the talent did not carry over to the free throw line. He had a 62.3 percent (144-of-231) field-goal percentage during the season to rank third in the nation.

Ffriend's Honors

- 2001 All-Big 12 Third-Team (AP)
- 2001 All-Big 12 Honorable-Mention (Coaches)
- 2000 All-Big 12 Second-Team (AP)
- 2000 Big 12 All-Newcomer Team (Coaches)

Ffriend's Career Highs


Points: 28, vs. Texas A&M (2/28/01)
 Rebounds: 21, vs. Oral Roberts (12/22/99)
 Assists: 2, nine games (last vs. Texas A&M, 2/28/01)
 Steals: 3, vs. Winthrop (11/27/01)
 Blocks: 7, vs. Winthrop (11/27/01); vs. Kansas State (2/28/01)

Ffriend's Career Statistics


Season	G	Min.	FG-FGA	Pct.	3FG-FGA	Pct.	FT-FTA	Pct.	Reb-Avg.	TP-Avg.
1999-00	30	896	123-229	.537	0-0	.000	115-227	.507	263-8.8	361-12.0
2000-01	28	827	144-231	.623	0-0	.000	97-213	.455	229-8.2	385-13.8
Totals	58	1723	267-460	.580	0-0	.000	212-440	.482	492-8.5	746-12.9

Assists: 38 (0.65 apg) Blocks: 159 (2.75 bpg) Steals: 31 (0.53 spg)

Rodney Fields
 6-2, 210, Guard
 Tampa, Fla.
 Tyler JC/Tampa Bay Tech



Rodney Fields joined the Huskers and quickly took his place in the backcourt, as he started 24 games as a senior. A native of Tampa, Fla., Fields joined the Huskers after two seasons at Tyler Junior College.



Fields did not register as the Huskers' top scorer or rebounder, and frequently did not have many figures on the stat sheet at the end of the night. However, he was considered by coach Collier and his staff as Nebraska's top defensive performer, as he regularly guarded the opposing team's top offensive threat and consistently shut them down.

Fields finished his career with a 4.9 points-per-game average to go along with 2.1 rebounds and 1.69 assists per game. He had a career game against Minnesota during the 2000-01 season, scoring 12 points with a career-high eight rebounds, while hitting 3-of-4 three-point field goals.

Fields was honored as the Husker basketball team's Lifter of the Year in 2001 after setting numerous team lifting records during the course of the season.

Fields' Honors

- Husker Power Basketball Lifter of the Year (2001)

Fields' Career Highs

Points: 14, vs. Rutgers (11/28/99)
 Rebounds: 8 vs. Minnesota (12/28/00)
 Assists: 5, two times (last Pacific, 1/4/00)
 Steals: 4, vs. Eastern Illinois (11/23/99)
 Blocks: 1, five times (last 12/16/00)

Fields' Career Statistics

Season	G	Min.	FG-FGA	Pct.	3FG-FGA	Pct.	FT-FTA	Pct.	Reb-Avg.	TP-Avg.
1999-00	29	602	48-131	.366	5-27	.185	22-35	.629	54-1.9	123-4.2
2000-01	29	753	59-130	.454	10-26	.385	31-43	.721	65-2.2	159-5.5
Totals	58	1355	107-261	.410	15-53	.280	53-78	.680	119-2.1	282-4.9

Assists: 95 (1.69 apg) Blocks: 5 (0.13 bpg) Steals: 43 (0.74 spg)

Departed Seniors/Moore Award

Craig Wortmann
6-4, 195, Guard
Hartington, Neb.
Northeast CC



Craig Wortmann finished his career on a positive note, playing in more games his senior season by the end of December than in the rest of his career combined. A hard-nosed player, Wortmann contributed to the Huskers with a solid work ethic and attitude.

A native of Hartington, Neb., Wortmann joined the Huskers as a walk-on for the 1998-99 season, after playing one year at Northeast Community College in Norfolk, Neb. Wortmann played in just three games in his first season, followed with four appearances as a junior for Nebraska.



The 2000-01 season, however, provided a chance for Wortmann to earn more playing time under Collier. Wortmann averaged 2.5 points and 1.7 rebounds per game and was sixth on the team in steals (15). He appeared in all but one contest for the Huskers during the season, including four starts. He scored a career-high nine points against in-state foe Creighton, while also adding eight points against Oral Roberts.

Off the court, Wortmann was named to the Academic All-Big 12 second-team.

Wortmann's Honors

- Academic All-Big 12 Second-Team (2001)

Wortmann's Career Highs

- Points: 8, vs. Creighton (1/2/01)
- Rebounds: 5, two times (last 2/21/01)
- Assists: 3, three times (last 2/28/01)
- Steals: 3, two times (last 3/8/01)
- Blocks: 1, three times (last 12/21/00)

Wortmann's Career Statistics

Season	G	Min.	FG-FGA	Pct.	3FG-FGA	Pct.	FT-FTA	Pct.	Reb-Avg.	TP-Avg.
1998-99	3	5	1-2	.500	0-0	.000	0-0	.000	1-0.3	2-0.7
1999-00	4	7	0-1	.000	0-0	.000	1-4	.250	1-0.3	1-0.3
2000-01	29	368	29-66	.439	1-2	.500	14-27	.519	48-1.7	73-2.5
Totals	36	380	30-69	.435	1-2	.500	15-31	.483	50-1.4	76-2.1


Assists: 25 (0.7 apg) Blocks: 3 (0.2 bpg) Steals: 15 (0.4 spg)

Senior guard Cookie Belcher was voted by his teammates as the 2001 winner of the Jack Moore Award, given annually to NU's outstanding men's basketball player. Belcher added the award to his collection of honors from the 2000-01 season, as he also earned the men's basketball Performance Index Award — after having set team records in each of the four categories — along with being named to the second-team All-Big 12 squad and to the Big 12 All-Defensive team.

A native of Mexico, Mo., Belcher led the team and ranked fifth in the Big 12 in scoring at 16.4 points-per-game, while adding 5.2 rebounds and 4.4 assists per game. He was also the league leader in steals, finishing his career ranked third in NCAA history with 353 steals.

Belcher's selection marks the 11th time the honor went to a guard, although he was the first guard in three years to earn the award. The last time the award was given to a guard was in 1997-98, when Tyronn Lue, a distant cousin of Belcher's, won it for the second straight season.

The award is named for late Husker guard Jack Moore, a 5-9 playmaker who set 17 school records in a career that ended in 1982. Moore's career culminated with the 1982 Francis Pomeroy-Naismith Award as the nation's best collegiate player under six feet tall. A consensus All-Big Eight performer in 1982, Moore was killed in a plane crash in March of 1984.



Jack Moore won the 1982 Francis Pomeroy-Naismith Award.

Jack Moore Award Winners

1984-85	Dave Hoppen	Center
1985-86	Dave Hoppen	Center
	Bernard Day	Forward
1986-87	Brian Carr	Guard
1987-88	Henry T. Buchanan	Guard
1988-89	Eric Johnson	Guard
1989-90	Clifford Scales	Guard
1990-91	Rich King	Center
	Beau Reid	Forward
	Clifford Scales	Guard
1991-92	Jamar Johnson	Guard
1992-93	Eric Piatkowski	Forward
1993-94	Eric Piatkowski	Forward
1994-95	Jaron Boone	Guard
1995-96	Erick Strickland	Guard
1996-97	Tyronn Lue	Guard
1997-98	Tyronn Lue	Guard
1998-99	Venson Hamilton	Center
1999-2000	Larry Florence	Forward
2000-01	Cookie Belcher	Guard

Nebraska Final Statistics (14-16, 7-9 Big 12)

Player	G-GS	Min.-Avg.	FG-FGA	Pct.	3PT-3PTA	Pct.	FT-FTA	Pct.	Reb.-Avg.	PF-D	Ast	TO	Blk	Stl	Pts.-Avg.
Cookie Belcher	30-30	1024-34.1	177-394	.449	48-143	.336	90-121	.744	152-5.1	92-4	131	96	21	82	492-16.4
Kimani Ffriend	28-25	827-29.5	144-231	.623	0-0	.000	97-213	.455	229-8.2	77-2	25	84	74	16	385-13.8
Steffon Bradford	30-28	922-30.7	155-257	.603	0-1	.000	73-128	.570	244-8.1	78-0	23	65	3	34	383-12.8
Cary Cochran	30-23	702-23.4	92-200	.460	78-165	.473	27-31	.871	71-2.4	78-4	67	47	0	27	289-9.6
Rodney Fields	29-24	753-26.0	59-130	.454	10-26	.385	31-43	.721	65-2.2	58-0	48	65	1	18	159-5.5
Kevin Augustine	24-10	426-17.8	33-77	.429	14-32	.438	19-40	.475	28-1.2	36-1	64	57	2	11	99-4.1
Brian Conklin	30-6	439-14.6	44-102	.431	23-54	.426	10-17	.588	84-2.8	40-1	34	27	10	11	121-4.0
John Robinson II	21-0	278-13.2	18-71	.254	9-45	.200	20-25	.800	20-1.0	27-0	37	29	0	12	65-3.1
Craig Wortmann	29-4	368-12.7	29-66	.439	1-2	.500	14-27	.519	48-1.7	54-0	25	25	3	15	73-2.5
Wilson Thomas	17-0	195-11.5	10-31	.323	0-2	.000	11-16	.688	29-1.7	22-0	3	13	0	7	31-1.8
Kedrick Ford	13-0	52-4.0	5-16	.313	0-6	.000	4-5	.800	4-0.3	4-0	1	5	0	1	14-1.1
Justin Boeker	15-0	63-4.2	6-9	.667	0-0	.000	4-4	1.000	10-0.7	7-0	0	4	0	1	16-1.1
Marcus Thorton	3-0	5-1.7	1-2	.500	1-2	.500	0-0	.000	0-0.0	0-0	0	1	0	0	3-1.0
Ben Chesnut	4-0	12-3.0	2-3	.667	0-0	.000	0-0	.000	2-0.5	1-0	0	0	0	0	4-1.0
Adam Bohac	5-0	6-1.2	0-1	.000	0-1	.000	0-0	.000	0-0.0	0-0	0	1	0	1	0-0.0
Ryan Thomas	5-0	6-1.2	0-1	.000	0-1	.000	0-0	.000	1-0.2	0-0	1	0	0	1	0-0.0
Team									88-2.9			10			
Nebraska Totals	30	6,075	775-1,591	.487	184-480	.383	400-670	.597	1,075-35.8	574-12	459	529	114	237	2,134-71.1
Opponent Totals	30	6,075	742-1,720	.431	184-543	.339	418-594	.704	980-32.7	636-	384	427	120	243	2,086-69.5

Nebraska Game-By-Game Review

Overall: 14-16 (7-9 in Big 12, t-7th)

Home: 8-6 (5-3)

Away: 2-9 (2-6)

Neutral: 4-1

Date	Opponent	W/L	Score	Record	Att.	Points	Rebounds	Assists	FG%(NU/Opp.)
11/18	at Oral Roberts	L	83-87	0-1/0-0	3,459	Belcher (27)	Bradford (14)	Belcher (6)	.537/.560
11/21	Eastern Illinois	W	85-71	1-1/0-0	7,624	Belcher (27)	Bradford (12)	Cochran (6)	.576/.394
11/27	Winthrop	W	65-44	2-1/0-0	7,191	Ffriend (19)	Ffriend (9)	Cochran (5)	.563/.283
12/02	at Pittsburgh	L	51-52	2-2/0-0	5,062	Ffriend (18)	Bradford (11)	Belcher (4)	.400/.434
12/08	UMKC@	L	71-82	2-3/0-0	6,851	Bradford, Belcher (17)	Ffriend, Belcher (7)	Belcher (7)	.518/.438
12/09	Alaska-Fairbanks@	W	84-55	3-3/0-0	5,207	Ffriend (19)	Bradford (13)	Cochran (8)	.547/.352
12/16	vs. Miami (Fla.)&	W	72-64	4-3/0-0	7,564	Bradford (21)	Bradford (9)	Augustine (4)	.521/.424
12/20	vs. Iona!	W	81-80	5-3/0-0	290	Bradford (28)	Ffriend, Belcher (8)	Belcher (6)	.596/.556
12/21	vs. Kent State!	W	69-68	6-3/0-0	300	Ffriend (19)	Ffriend (10)	Augustine (3)	.619/.491
12/22	vs. SMU!	W	72-70	7-3/0-0	275	Belcher (26)	Bradford (7)	Augustine (5)	.542/.455
12/28	at Minnesota (OT)	L	70-74	7-4/0-0	11,657	Ffriend (13)	Fields, Belcher, Ffriend (8)	Augustine, Belcher (5)	.391/.413
12/30	Murray State	L	71-79	7-5/0-0	7,432	Belcher (26)	Bradford (13)	Augustine, Belcher (4)	.500/.469
1/2	Creighton	L	51-62	7-6/0-0	11,240	Belcher (12)	Bradford (14)	Belcher (5)	.311/.393
1/6	at Missouri*	L	66-68	7-7/0-1	13,496	Ffriend, Cochran (15)	Ffriend (11)	Robinson, Augustine (3)	.543/.397
1/13	Texas*	W	80-67	8-7/1-1	8,640	Bradford (20)	Ffriend (10)	Belcher (6)	.512/.328
1/17	at Kansas*	L	62-84	8-8/1-2	16,300	Cochran (17)	Ffriend (10)	Belcher (5)	.418/.508
1/20	Iowa State*	L	59-60	8-9/1-3	10,686	Cochran (16)	Bradford (10)	Cochran (4)	.413/.400
1/24	Missouri*	W	85-79	9-9/2-3	10,471	Ffriend (20)	Ffriend (16)	Augustine (7)	.446/.510
1/27	at Oklahoma*	L	66-77	9-10/2-4	10,693	Belcher (21)	Ffriend (7)	Fields, Belcher (3)	.490/.415
1/30	at Kansas State*	W	63-61	10-10/3-4	7,032	Belcher (15)	Ffriend (14)	Augustine (5)	.426/.328
2/3	Colorado*	L	57-60	10-11/3-5	10,473	Belcher (22)	Belcher (10)	Cochran (5)	.480/.468
2/7	Oklahoma State* (OT)	W	78-75	11-11/4-5	8,814	Belcher (27)	Ffriend, Bradford (8)	Belcher (7)	.491/.414
2/10	at Baylor*	L	58-69	11-12/4-6	6,412	Conklin (18)	Ffriend (7)	Augustine (3)	.420/.469
2/14	Kansas State*	W	82-56	12-12/5-6	7,022	Ffriend (17)	Conklin (17)	Belcher (8)	.533/.377
2/17	at Colorado* (OT)	W	87-82	13-12/6-6	8,430	Ffriend (24)	Ffriend (11)	Belcher (6)	.508/.384
2/21	at Texas Tech*	L	64-65	13-13/6-7	8,022	Ffriend (14)	Ffriend (7)	Belcher (6)	.460/.463
2/25	Kansas*	L	74-78	13-14/6-8	12,104	Belcher (29)	Ffriend (11)	Cochran (4)	.403/.577
2/28	Texas A&M*	W	97-69	14-14/7-8	8,847	Ffriend (28)	Ffriend (12)	Belcher (9)	.567/.439
3/1	at Iowa State*	L	73-86	14-15/7-9	14,092	Belcher (25)	Belcher, Bradford (7)	Belcher (3)	.540/.434
3/8	vs. Kansas State%	L	58-62	14-16/7-9	19,100	Belcher (20)	Bradford (9)	Conklin (2)	.358/.443

* Big 12 game % Big 12 Tournament

@ Husker Team Classic at Lincoln, Neb.

& Orange Bowl Classic at Sunrise, Fla.

! San Juan Shootout at Carolina, P.R.

Nebraska Final Big 12 Statistics

Player	G-GS	Min.-Avg.	FG-FGA	Pct.	3PT-3PTA	Pct.	FT-FTA	Pct.	Reb.-Avg.	PF-D	Ast	TO	Blk	Stl	Pts.-Avg.
Cookie Belcher	16-16	520-32.5	95-204	.466	30-89	.337	37-49	.755	82-5.1	53-3	72	49	10	41	257-16.1
Kimani Ffriend	15-14	433-28.9	73-131	.557	0-0	.000	64-131	.489	144-9.6	39-0	13	48	33	5	210-14.0
Steffon Bradford	16-14	462-28.9	83-136	.610	0-0	.000	33-62	.532	118-7.4	40-0	11	30	2	14	199-12.4
Cary Cochran	16-14	363-22.7	48-104	.462	43-89	.483	13-16	.813	37-2.3	46-3	31	20	0	11	152-9.5
Rodney Fields	16-12	388-24.3	33-75	.440	6-16	.375	14-20	.700	26-1.6	33-0	30	34	0	8	86-5.4
Brian Conklin	16-4	237-14.8	26-60	.433	15-33	.455	6-11	.545	51-3.2	27-1	19	15	4	5	73-4.6
John Robinson II	16-0	213-13.3	15-54	.278	6-33	.182	17-21	.810	15-0.9	20-0	33	16	0	12	53-3.3
Kevin Augustine	16-5	236-14.8	12-31	.387	8-14	.571	11-20	.550	15-0.9	18-0	39	32	2	4	43-2.7
Craig Wortmann	16-1	161-10.1	13-27	.481	1-1	1.000	9-16	.563	26-1.6	31-0	14	12	2	7	36-2.3
Wilson Thomas	16-0	183-11.4	10-29	.345	0-2	.000	11-16	.688	26-1.6	22-0	2	13	0	6	31-1.9
Marcus Thornton	2-0	4-2.0	1-2	.500	1-2	.500	0-0	.000	0-0.0	0-0	0	0	0	0	3-1.5
Kedrick Ford	6-0	19-3.2	2-5	.400	0-2	.000	0-0	.000	2-0.3	2-0	0	1	0	1	4-0.7
Justin Boeker	6-0	30-5.0	1-2	.500	0-0	.000	2-2	1.000	5-0.8	4-0	0	2	0	1	4-0.7
Ryan Thomas	2-0	3-1.5	0-0	.000	0-0	.000	0-0	.000	0-0.0	0-0	1	0	0	1	0-0.0
Ben Chesnut	2-0	1-0.5	0-0	.000	0-0	.000	0-0	.000	0-0.0	0-0	0	0	0	0	0-0.0
Adam Bohac	2-0	1-0.5	0-1	.000	0-1	.000	0-0	.000	0-0.0	0-0	0	0	0	0	0-0.0
Team									40-2.5			6			
Nebraska Totals	16	3,250	412-861	.479	110-282	.390	217-364	.596	587-36.7	335-7	265	278	53	116	1,151-71.9
Opponent Totals	16	3,250	392-915	.428	93-281	.331	259-376	.689	546-34.1	357-	217	222	69	129	1,136-71.0

NU Record by Lineup

No. Starting Lineup	Record
1. Belcher, Bradford, Cochran, Conklin, Wortmann	0-1
2. Belcher, Bradford, Cochran, Ffriend, Wortmann	1-0
3. Belcher, Bradford, Cochran, Fields, Ffriend	4-7
4. Augustine, Belcher, Bradford, Fields, Ffriend	3-3
5. Belcher, Bradford, Cochran, Fields, Wortmann	0-1
6. Augustine, Belcher, Bradford, Cochran, Ffriend	2-2
7. Belcher, Bradford, Cochran, Conklin, Fields	1-2
8. Belcher, Cochran, Conklin, Ffriend, Fields	2-0
9. Belcher, Bradford, Fields, Ffriend, Wortmann	1-0

Miscellaneous Statistics

Biggest margin of victory	29; vs. Alaska-Fairbanks
Biggest margin of defeat	22; at Kansas
Largest lead surrendered in loss	12; at Oral Roberts
Largest halftime lead surrendered in loss	8; at Missouri
Largest deficit overcome in win	11; vs. Missouri
Largest halftime deficit overcome in win	8; at Kansas State
Largest lead at any time	31; vs. Alaska-Fairbanks; vs. Kansas State
Largest deficit at any time	25; at Kansas
Largest runs without opponent scoring	17-0; vs. Eastern Illinois

NU Record When:

	All	Home	Away
Ahead at Halftime	8-5	7-1	1-4
Behind at Halftime	6-11	1-5	5-6
Tied at Halftime	0-0	0-0	0-0
Bench Outscores Opponent's	5-9	4-2	1-7
Shooting 50% or Better	11-5	6-2	5-3
Shooting Under 50%	3-11	2-4	1-7
Opp. Shoots 50% or Better	2-3	1-1	1-2
Opp. Shoots Under 50%	12-13	7-5	5-8
Outshooting Opponent	11-6	7-4	4-2
Outshot by Opponent	3-10	1-2	2-8
Outrebounding Opponent	12-6	8-1	4-5
Outrebounded by Opponent	2-10	0-5	2-5
Rebounds are Even	0-0	0-0	0-0
Committing More TOs than Opp.	10-12	5-4	5-8
Committing Less TOs than Opp.	3-3	3-2	0-1
Turnovers are Even	1-1	0-0	1-1
Leading with 5:00 left	12-3	8-0	4-3
Trailing with 5:00 left	2-12	0-5	2-7
Tied with 5:00 left	0-0	0-0	0-0


In Overtime	2-1	1-0	1-1
Scoring 80 or more points	8-1	6-0	2-1
Scoring 79 or fewer points	6-13	2-5	4-8
Allowing 80 or more points	2-4	0-1	2-3
Allowing 79 or fewer points	12-10	8-4	4-6

NU Basketball Honors

Cookie Belcher: Second-Team All-Big 12 (AP and Coaches); All-Big 12 Defensive Team; Husker Classic All-Tournament Team; San Juan Shootout All-Tournament Team

Kimani Ffriend: Honorable-Mention All-Big 12 (Coaches); All-Big 12 Defensive Team; Husker Classic All-Tournament Team; San Juan Shootout All-Tournament Team (MVP)

Steffon Bradford: Honorable-Mention All-Big 12 (Coaches); San Juan Shootout All-Tournament Team; Orange Bowl Classic MVP



Senior Kimani Ffriend led the Big 12 Conference and ranked third in the nation in field-goal percentage.

Game-By-Game Comparison

Opponent	Score	W/L	FG-FGA	Pct.	3FG-3FGA	Pct.	FT-FTA	Pct.	O-D	Tot	Avg.	PF	A	TO	B	S	Pts.-Avg.
Nebraska at Oral Roberts	83-87	L	36-67 28-50	.537 .560	4-17 9-18	.235 .500	7-11 22-25	.636 .880	17-18 6-16	35 22	35.0 22.0	20 15	15 13	18 15	3 3	10 10	83-83.0 87-87.0
Nebraska Eastern Illinois	85-71	W	34-59 26-66	.576 .394	4-12 6-15	.333 .400	13-21 13-18	.619 .722	13-27 15-17	40 32	37.5 27.0	17 17	18 14	21 17	6 4	11 13	85-84.0 71-79.0
Nebraska Winthrop	65-44	W	27-48 15-53	.563 .283	4-11 3-17	.364 .176	7-22 11-13	.318 .846	10-27 12-19	37 31	37.3 28.3	16 22	18 9	16 18	8 2	12 4	65-77.7 44-67.3
Nebraska at Pittsburgh	51-52	L	20-50 23-53	.400 .434	4-14 6-18	.286 .333	7-11 0-1	.636 .000	14-16 15-18	30 33	35.5 29.5	9 14	10 12	12 14	3 3	7 6	51-71.0 52-63.5
Nebraska UMKC	71-82	L	29-56 28-64	.518 .438	8-23 10-29	.348 .345	5-16 16-19	.313 .842	12-22 15-23	34 38	35.2 31.2	17 17	18 16	20 14	5 4	6 15	71-71.0 82-67.2
Nebraska Alaska-Fairbanks	84-55	W	29-53 19-54	.547 .352	6-12 10-23	.500 .435	20-29 7-12	.690 .583	12-31 8-17	43 25	36.5 30.2	16 25	18 13	13 12	5 1	8 5	84-73.2 55-65.2
Nebraska vs. Miami (Fla.)	72-64	W	25-48 25-59	.521 .424	7-14 7-20	.500 .350	15-26 7-9	.577 .778	14-22 13-15	36 28	36.4 29.9	17 21	16 11	22 14	4 5	11 6	72-73.0 64-65.0
Nebraska vs. Iona	81-80	W	28-47 30-54	.596 .556	4-8 5-14	.500 .357	21-38 15-21	.553 .714	12-19 9-13	31 22	35.8 28.9	18 28	11 12	18 17	3 1	11 12	81-74.0 80-66.9
Nebraska vs. Kent State	69-68	W	26-42 26-53	.619 .491	3-6 8-19	.500 .421	14-20 8-12	.700 .667	13-17 11-7	30 18	35.1 27.7	14 21	8 7	22 12	7 5	4 8	69-73.4 68-67.0
Nebraska vs. SMU	72-70	W	26-48 25-55	.542 .455	6-13 7-17	.462 .412	14-22 13-17	.636 .765	7-19 13-19	26 32	34.2 28.1	18 19	16 11	15 15	4 3	5 5	72-73.3 70-67.3
Nebraska at Minnesota	70-74 (ot)	L	25-64 26-63	.391 .413	11-27 5-23	.407 .217	9-16 17-26	.563 .654	18-27 14-25	45 39	35.2 29.1	23 18	15 15	21 11	2 9	5 7	70-73.0 74-67.9
Nebraska Murray State	71-79	L	25-50 30-64	.500 .469	6-12 9-18	.500 .500	15-27 10-16	.556 .625	10-23 16-20	33 36	35.0 29.7	20 19	13 18	19 17	9 5	15 9	71-72.8 79-68.8
Nebraska Creighton	51-62	L	14-45 22-56	.311 .393	3-12 5-25	.250 .200	20-28 13-18	.714 .722	11-24 11-26	35 37	35.0 30.2	19 27	9 11	20 15	0 1	5 8	51-71.2 62-68.3
Nebraska at Missouri	66-68	L	25-46 25-63	.543 .397	7-12 5-19	.583 .263	9-10 13-17	.900 .765	8-27 13-13	35 26	35.0 29.9	17 17	13 9	24 11	3 5	7 15	66-70.8 68-68.3
Nebraska Texas	80-67	W	22-43 22-67	.512 .328	7-15 7-23	.457 .304	29-47 16-23	.617 .696	10-32 17-22	42 39	35.5 30.5	21 32	18 4	18 14	4 3	7 4	80-71.4 67-68.2
Nebraska at Kansas	62-84	L	23-55 33-65	.418 .508	6-18 3-10	.333 .300	10-20 15-24	.500 .625	16-20 19-23	36 42	35.5 31.3	22 23	14 23	23 17	2 9	9 8	62-70.8 84-69.2
Nebraska Iowa State	59-60	L	19-46 20-50	.413 .400	6-17 50-14	.353 .357	15-23 15-17	.652 .882	13-21 10-18	34 28	35.4 31.1	19 23	10 11	13 11	8 3	4 6	59-70.1 60-68.6
Nebraska Missouri	85-79	W	29-65 26-51	.446 .510	4-16 12-26	.250 .462	23-36 15-20	.639 .750	24-20 6-18	44 24	35.9 30.7	19 27	17 14	14 17	2 4	11 3	85-70.9 79-69.2
Nebraska at Oklahoma	66-77	L	25-51 22-53	.490 .415	4-16 8-18	.250 .444	12-27 25-31	.444 .806	12-21 15-23	33 38	35.7 31.1	23 24	13 14	15 12	4 4	3 5	66-70.7 77-69.6
Nebraska at Kansas State	63-61	W	20-47 20-61	.426 .328	10-20 4-7	.500 .571	13-21 17-22	.619 .773	12-27 17-20	39 37	35.9 31.4	22 20	15 14	21 12	8 0	6 9	63-70.3 61-69.2
Nebraska Colorado	57-60	L	24-50 22-47	.480 .468	4-16 4-14	.250 .286	5-9 12-20	.556 .600	9-14 15-20	23 35	35.3 31.5	17 18	18 13	16 19	4 2	8 10	57-69.7 60-68.8
Nebraska Oklahoma State	78-75 (ot)	W	26-53 24-58	.491 .414	8-15 8-21	.533 .381	18-30 19-25	.600 .760	15-27 10-21	42 31	35.6 31.5	21 28	20 15	25 19	2 5	15 15	78-70.0 75-69.9
Nebraska at Baylor	58-69	L	21-50 23-49	.420 .469	8-25 7-24	.320 .292	8-14 16-23	.571 .696	7-24 6-24	31 30	35.4 31.4	21 16	9 15	14 10	1 1	4 6	58-69.5 69-69.0
Nebraska Kansas State	82-56	W	32-60 20-53	.533 .377	8-16 4-12	.500 .333	10-18 12-26	.556 .462	12-33 8-22	45 30	35.8 32.0	19 19	25 15	14 13	6 4	6 6	82-70.0 65-68.9
Nebraska at Colorado	87-82 (ot)	W	31-61 28-73	.508 .384	4-15 4-20	.267 .200	21-36 22-35	.583 .629	11-33 20-28	44 48	36.1 32.0	28 29	23 20	23 15	5 7	5 14	87-70.7 82-69.0
Nebraska at Texas Tech	64-65	L	23-50 25-54	.460 .463	5-17 4-20	.294 .200	13-19 11-19	.684 .579	15-21 14-16	36 30	36.1 32.0	21 19	18 15	17 13	0 4	6 6	64-70.5 65-68.9
Nebraska Kansas	74-78	L	27-67 30-52	.403 .577	12-27 7-18	.444 .389	8-17 11-19	.471 .579	21-13 13-27	34 40	36.0 32.3	17 21	18 22	12 18	0 6	10 6	74-70.6 78-69.2
Nebraska Texas A&M	97-69	W	38-67 29-66	.567 .439	8-20 6-19	.400 .316	13-22 5-12	.591 .417	17-25 18-17	42 35	36.2 32.4	17 20	27 12	10 15	1 6	11 7	97-71.5 69-69.2
Nebraska at Iowa State	73-86	L	27-50 23-53	.540 .434	9-17 5-16	.529 .313	10-15 35-43	.667 .814	8-19 15-18	27 33	35.9 32.4	31 19	7 11	19 8	3 6	4 8	73-71.6 86-69.8
Nebraska vs. Kansas State	58-62	L	19-53 27-61	.358 .443	4-17 1-6	.235 .167	16-19 7-11	.842 .636	10-23 14-27	33 41	35.8 32.7	15 16	9 5	14 14	2 5	11 6	58-71.1 62-69.5

Nebraska Statistical Highs/Lows

Points	Nebraska Individual Highs 29; Cookie Belcher vs. Kansas	Opponent Individual Highs 31; Darren Kelly, Texas
FG Made	11; Cookie Belcher vs. Iowa State, vs. Murray State, at Oral Roberts; Steffon Bradford vs. Texas A&M, vs. Iona, at Oral Roberts	11; Michael Jackson, UMKC
FG Attempts	24; Cookie Belcher at Oral Roberts	24; Darren Kelly, Texas
FG Percentage*	1.000; Steffon Bradford at Baylor, at Oklahoma (5-5); Cary Cochran at Missouri (5-5)	.889; Josh Atkinson, Oral Roberts (8-9)
Three-Point FG	**7; Cookie Belcher vs. Kansas	7; Clarence Gilbert, Missouri
Three-Point FG Att.	**12; Cary Cochran vs. UMKC	13; Maurice Baker, Oklahoma State; Clarence Gilbert, Missouri; Kyle Korver, Creighton
FT Made	10; Kimani Ffriend vs. Texas A&M; vs. Missouri	13; Martin Rancik, Iowa State
FT Attempts	18; Kimani Ffriend vs. Texas	14; Martin Rancik, Iowa State
FT Percentage*	1.000; six players, 10 times (4-4)	1.000; Markius Barnes, Oral Roberts (8-8); Kareem Rush, Missouri (8-8)
Rebounds	17; Brian Conklin vs. Kansas State	17; Stephane Pelle, Colorado
Assists	9; Cookie Belcher vs. Texas A&M	11; Kirk Hinrich, Kansas
Blocked Shots	7; Kimani Ffriend at Kansas State; vs. Winthrop	6; Nick Collison, Kansas
Steals	8, Cookie Belcher vs. Oklahoma State	5; Melvin Sanders, Oklahoma State; Isaac Spencer, Murray State; Richie Terry, Kansas State; Jamaal Tinsley, Iowa State
	*Minimum 5 attempts; ** School Record	
	Nebraska Team Highs	Nebraska Team Lows
Points scored	97; vs. Texas A&M	51; at Pittsburgh; vs. Creighton
One half	60; vs. Texas A&M (2nd half)	20; at Kansas (1st half)
Field goals	38; vs. Texas A&M	14; vs. Creighton
Field goal attempts	67; vs. Texas A&M; vs. Kansas; at Oral Roberts	42; vs. Kent State
Field goal percentage	.619; vs. Kent State (26-42)	.311; vs. Creighton (14-45)
Three-point goals	12; vs. Kansas	3; vs. Kent State; vs. Creighton
Three-point attempts	27; vs. Kansas; at Minnesota	6; vs. Kent State
Three-point percentage	.583; at Missouri (7-12)	.235; at Oral Roberts (4-17); vs. Kansas State (4-17)
Free throws	29; vs. Texas	5; vs. UMKC; vs. Colorado
Free throw attempts	47; vs. Texas	9; vs. Colorado
Free throw percentage	.900; at Missouri (9-10)	.313; vs. UMKC (5-16)
Rebounds	45; vs. Kansas State; at Minnesota	23; vs. Colorado
Rebound margin	+18; vs. Alaska-Fairbanks	-12; vs. Colorado
Personal fouls	31; at Iowa State	9; at Pittsburgh
Assists	27; vs. Texas A&M	7; at Iowa State
Turnovers	25; vs. Oklahoma State	10; vs. Texas A&M
Blocked Shots	9; vs. Murray State	0; vs. Creighton; at Texas Tech; vs. Kansas
Steals	15; vs. Oklahoma State; vs. Murray State	3; at Oklahoma
	Opponent Team Highs	Opponent Team Lows
Points scored	87; at Oral Roberts	44; vs. Winthrop
One half	52; at Iowa State (2nd half)	20; Texas (2nd half)
Field goals	33; at Kansas	15; vs. Winthrop
Field goal attempts	73; at Colorado	47; vs. Colorado
Field goal percentage	.577; at Kansas (30-52)	.283; vs. Winthrop (15-53)
Three-point goals	12; vs. Missouri	1; vs. Kansas State
Three-point attempts	29; vs. UMKC	6; vs. Kansas State
Three-point percentage	.571; vs. Kansas State (4-7)	.167; vs. Kansas State (1-6)
Free throws	35; at Iowa State	0; at Pittsburgh
Free throw attempts	43; at Iowa State	1; at Pittsburgh
Free throw percentage	.882; vs. Iowa State (15-17)	.000; at Pittsburgh (0-1)
Rebounds	48; at Colorado	18; vs. Kent State
Personal fouls	32; vs. Texas	14; at Pittsburgh
Assists	23; at Kansas	4; vs. Texas
Turnovers	19; vs. Oklahoma State; vs. Colorado	8; at Iowa State
Blocked shots	9; at Kansas; at Minnesota	0; at Kansas State
Steals	15; vs. Oklahoma State; at Missouri; vs. UMKC	3; vs. Missouri

Big 12 Final Team Stats (All Games)

Scoring Offense	G	Points	Avg.	3-pt. FG Percentage	G	3FG-3FGA	Pct.	Rebound Margin	G	Avg./Opp.Avg.	Margin
1. Kansas	33	2,707	82.0	1. Iowa State	31	182-436	.417	1. Iowa State ...	31	39.6-30.8	+8.8
2. Colorado	30	2,419	80.6	2. Kansas	33	183-465	.394	2. Kansas	33	42.6-35.0	+7.6
3. Iowa State	31	2,451	79.1	3. Nebraska	30	184-480	.383	3. Colorado	30	39.5-34.7	+4.9
4. Missouri	33	2,493	75.5	4. Oklahoma	33	242-636	.381	4. Oklahoma State	30	38.0-34.6	+3.3
5. Oklahoma	33	2,454	74.4	5. Missouri	33	279-734	.380	5. Nebraska ...	30	35.8-32.7	+3.2
6. Baylor	31	2,209	71.3	6. Colorado	30	186-518	.359	6. Oklahoma	33	35.9-33.2	+2.7
7. Nebraska	30	2,134	71.1	7. Texas	34	215-626	.343	7. Kansas State	29	37.9-36.2	+1.6
8. Oklahoma State	30	2,129	71.0	8. Oklahoma State	30	129-393	.328	8. Texas A&M ..	30	37.1-36.1	+1.0
9. Texas	34	2,396	70.5	9. Kansas State	29	98-299	.328	9. Texas	34	39.6-39.0	+0.6
10. Texas A&M	30	2,083	69.4	10. Baylor	31	188-630	.298	10. Baylor	31	36.1-36.5	-0.5
11. Texas Tech	28	1,918	68.5	11. Texas A&M	30	129-434	.297	11. Missouri	33	38.2-28.8	-0.7
12. Kansas State	20	1,843	63.6	12. Texas Tech	28	139-493	.282	12. Texas Tech..	28	36.4-38.8	-2.4

Scoring Defense	G	Points	Avg.	3-pt. FG Pct. Defense	G	3FG-3FGA	Pct.	Blocked Shots	G	Blocks	Avg./G
1. Oklahoma	33	2,122	64.3	1. Texas	34	155-525	.295	1. Texas	34	191	5.62
2. Oklahoma State	30	1,936	64.5	2. Missouri	33	161-502	.321	2. Kansas	33	170	5.15
3. Baylor	31	2,001	64.5	3. Baylor	31	214-646	.331	3. Missouri	33	131	3.97
4. Texas	34	2,211	65.0	4. Kansas	33	233-697	.334	4. Oklahoma State	30	115	3.83
5. Kansas State	29	1,972	68.0	5. Oklahoma State	30	180-534	.337	5. Nebraska	30	114	3.80
6. Iowa State	31	2,115	68.2	6. Iowa State	31	176-520	.338	6. Texas Tech	28	104	3.71
7. Kansas	33	2,286	69.3	7. Nebraska	30	184-543	.339	7. Iowa State	31	102	3.29
8. Nebraska	30	2,086	69.5	8. Oklahoma	33	171-504	.339	8. Kansas State	29	94	3.24
9. Missouri	33	2,402	72.8	9. Colorado	30	194-559	.347	9. Colorado	30	96	3.20
10. Texas Tech	28	2,069	73.9	10. Texas Tech	28	165-474	.348	10. Oklahoma	33	91	2.76
11. Colorado	30	2,250	75.0	11. Kansas State	29	200-564	.355	11. Baylor	31	75	2.42
12. Texas A&M	30	2,298	76.6	12. Texas A&M	30	209-582	.359	12. Texas A&M	30	71	2.37

Scoring Margin	G	Off.-Def.	Avg.	Free Throw Pct.	G	FT-FTA	Pct.	Assists	G	Assists	Avg./G
1. Kansas	33	82.0-69.3	+12.8	1. Oklahoma	33	494-668	.740	1. Kansas	33	641	19.42
2. Iowa State	31	79.1-68.2	+10.8	2. Iowa State	31	623-856	.728	2. Colorado	30	517	17.23
3. Oklahoma	33	74.4-64.3	+10.1	3. Colorado	30	559-783	.714	3. Nebraska	30	459	15.30
4. Baylor	31	71.3-64.5	+6.7	4. Missouri	33	520-742	.701	4. Baylor	31	473	15.26
5. Oklahoma State	30	71.0-64.5	+6.4	5. Texas Tech	28	389-576	.675	5. Texas Tech	29	409	14.61
6. Colorado	30	80.6-75.0	+5.6	6. Baylor	31	453-673	.673	6. Iowa State	31	429	13.84
7. Texas	34	70.5-65.0	+5.4	7. Texas A&M	30	522-778	.671	7. Oklahoma State	30	406	13.53
8. Missouri	33	75.5-72.8	+2.8	8. Kansas	33	520-789	.659	8. Oklahoma	33	444	13.45
9. Nebraska	30	71.1-69.5	+1.6	9. Kansas State	29	407-625	.651	9. Texas A&M	30	395	13.17
10. Kansas State	29	63.6-68.0	-4.4	10. Texas	34	543-835	.650	10. Missouri	33	418	12.67
11. Texas Tech	28	68.5-73.9	-5.4	11. Oklahoma State	30	466-736	.633	11. Texas	34	414	12.18
12. Texas A&M	30	69.4-76.6	-7.2	12. Nebraska	30	400-670	.597	12. Kansas State	29	349	12.03

FG Percentage	G	FG-FGA	Pct.	Rebound Offense	G	Reb.	Avg./G	Steals	G	Steals	Avg./G
1. Kansas	33	1,002-1,996	.502	1. Kansas	33	1,407	42.6	1. Baylor	31	274	8.84
2. Nebraska	30	775-1,591	.487	2. Iowa State	31	1,228	39.6	2. Oklahoma	33	281	8.52
3. Iowa State	31	823-1,735	.474	3. Texas	34	1,346	39.6	3. Oklahoma State	30	241	8.03
4. Oklahoma State	30	767-1,652	.464	4. Colorado	30	1,186	39.5	4. Nebraska	30	237	7.90
5. Colorado	30	837-1,818	.460	5. Missouri	33	1,259	38.2	5. Texas	34	268	7.88
6. Baylor	31	784-1,748	.449	6. Oklahoma State	30	1,139	38.0	6. Missouri	33	258	7.82
7. Oklahoma	33	859-1,924	.446	7. Kansas State	29	1,098	37.9	7. Colorado	30	227	7.57
8. Texas A&M	30	716-1,692	.423	8. Texas A&M	30	1,114	37.1	8. Texas Tech	28	211	7.54
9. Missouri	33	847-2,015	.420	9. Texas Tech	28	1,019	36.4	9. Kansas	33	217	6.58
10. Texas Tech	28	695-1,669	.416	10. Baylor	31	1,118	36.1	10. Iowa State	31	190	6.13
11. Kansas State	29	669-1,625	.412	11. Oklahoma	33	1,184	35.9	11. Texas A&M	30	180	6.00
12. Texas	34	819-1,990	.412	12. Nebraska	30	1,075	35.8	12. Kansas State	29	157	5.41

FG Pct. Defense	G	FG-FGA	Pct.	Rebound Defense	G	Reb.	Avg./G
1. Kansas	33	782-2,069	.378	1. Iowa State	31	955	30.8
2. Texas	34	734-1,889	.389	2. Nebraska	30	980	32.7
3. Oklahoma State	30	685-1,704	.402	3. Oklahoma	33	1,096	33.2
4. Baylor	31	715-1,776	.403	4. Oklahoma State	30	1,039	34.6
5. Kansas State	29	669-1,652	.405	5. Colorado	30	1,040	34.7
6. Iowa State	31	741-1,775	.417	6. Kansas	33	1,156	35.0
7. Colorado	30	759-1,780	.426	7. Texas A&M	30	1,082	36.1
8. Nebraska	30	742-1,720	.431	8. Kansas State	29	1,051	36.2
9. Oklahoma	33	716-1,661	.431	9. Baylor	31	1,132	36.5
10. Missouri	33	854-1,978	.432	10. Texas Tech	28	1,086	38.8
11. Texas Tech	28	771-1,710	.451	11. Missouri	33	1,282	38.8
12. Texas A&M	30	803-1,746	.460	12. Texas	34	1,325	39.0

Big 12 Final Team Stats (League Games Only)

Scoring Offense	G	Points	Avg.
1. Kansas	16	1295	80.9
2. Iowa State	16	1268	79.2
3. Texas	16	1173	73.3
4. Missouri	16	1168	73.0
5. Colorado	16	1159	72.4
6. Nebraska	16	1151	71.9
7. Oklahoma	16	1120	70.6
8. Oklahoma State	16	1120	70.0
9. Baylor	16	1041	65.7
10. Texas A&M	16	1041	65.1
11. Texas Tech	16	1010	63.1
12. Kansas State	16	990	61.9

Scoring Defense	G	Points	Avg.
1. Oklahoma	16	1047	65.4
2. Texas	16	1059	66.2
3. Kansas State	16	1070	66.9
4. Oklahoma State	16	1076	67.2
5. Baylor	16	1097	68.6
6. Nebraska	16	1136	71.0
7. Kansas	16	1138	71.1
8. Iowa State	16	1143	71.4
9. Texas Tech	16	1160	72.5
10. Missouri	16	1185	74.1
11. Colorado	16	1196	74.8
12. Texas A&M	16	1248	78.0

Scoring Margin	G	Mar.
1. Kansas	16	+9.8
2. Iowa State	16	+7.8
3. Texas	16	+7.1
4. Oklahoma	16	+5.1
5. Oklahoma State	16	+2.8
6. Nebraska	16	+0.9
7. Missouri	16	-1.1
8. Colorado	16	-2.3
9. Baylor	16	-2.9
10. Kansas State	16	-5.0
11. Texas Tech	16	-9.4
12. Texas A&M	16	-12.9

Free Throw Pct.	G	FT-FTA	Pct.
1. Iowa State	16	342-449	.762
2. Oklahoma	16	245-326	.752
3. Colorado	16	285-390	.731
4. Missouri	16	256-353	.725
5. Texas A&M	16	248-364	.681
6. Baylor	16	217-325	.668
7. Texas Tech	16	205-309	.663
8. Texas	16	280-423	.662
9. Oklahoma State	16	272-413	.659
10. Kansas	16	232-357	.650
11. Kansas State	16	209-332	.630
12. Nebraska	16	217-364	.596

Field Goal Pct.	G	FG-FGA	Pct.
1. Kansas	16	486-992	.490
2. Nebraska	16	412-861	.479
3. Iowa State	16	411-896	.459
4. Oklahoma State	16	388-863	.450
5. Baylor	16	376-883	.426
6. Oklahoma	16	384-904	.425
7. Kansas State	16	361-868	.416
8. Texas	16	394-949	.415
9. Colorado	16	401-973	.412
10. Texas A&M	16	366-907	.404
11. Texas Tech	16	366-909	.403
12. Missouri	16	384-976	.393

FG Pct. Defense	G	Points	Pct.
1. Texas	16	343-883	.388
2. Kansas	16	390-995	.392
3. Kansas State	16	355-895	.397
4. Oklahoma	16	349-827	.422
5. Oklahoma State	16	399-919	.422
6. Baylor	16	385-899	.428
7. Nebraska	16	392-915	.428
8. Colorado	16	416-932	.446
9. Missouri	16	425-940	.452
10. Iowa State	16	406-896	.453
11. Texas Tech	16	437-958	.456
12. Texas A&M	16	443-922	.480

3-Pt. FG Pct.	G	FG-FGA	Pct.
1. Iowa State	16	104-241	.432
2. Nebraska	16	110-282	.390
3. Oklahoma	16	116-301	.385
4. Missouri	16	144-376	.383
5. Kansas	16	91-241	.378
6. Texas	16	105-287	.366
7. Kansas State	16	59-169	.349
8. Oklahoma State	16	72-216	.333
9. Texas A&M	16	61-215	.284
10. Colorado	16	72-264	.273
11. Texas Tech	16	73-271	.269
12. Baylor	16	82-314	.261

3-Pt. FG Pct. Def.	G	FG-FGA	Pct.
1. Texas	16	75-245	.306
2. Oklahoma	16	76-235	.323
3. Texas Tech	16	83-256	.324
4. Oklahoma State	16	86-262	.328
5. Nebraska	16	93-281	.331
6. Colorado	16	81-244	.332
7. Kansas State	16	102-295	.346
8. Texas A&M	16	97-275	.353
9. Missouri	16	81-226	.358
10. Baylor	16	116-323	.359
11. Iowa State	16	87-236	.369
12. Kansas	16	112-299	.375

Rebounding Off.	G	Reb.	Avg.
1. Kansas	16	664	41.5
2. Texas	16	639	39.9
3. Colorado	16	628	39.2
4. Oklahoma State	16	589	36.8
5. Nebraska	16	587	36.7
6. Missouri	16	584	36.5
7. Iowa State	16	582	36.4
8. Kansas State	16	579	36.2
9. Oklahoma	16	559	34.9
10. Baylor	16	551	34.4
11. Texas Tech	16	542	33.9
12. Texas A&M	16	541	33.8

Rebounding Def.	G	Reb.	Avg.
1. Iowa State	16	503	31.4
2. Nebraska	16	546	34.1
3. Oklahoma	16	563	35.2
4. Oklahoma State	16	569	35.6
5. Kansas	16	586	36.6
6. Baylor	16	593	37.1
7. Colorado	16	593	37.1
8. Kansas State	16	596	37.2
9. Texas	16	613	38.3
10. Texas A&M	16	618	38.6
11. Texas Tech	16	626	39.1
12. Missouri	16	639	39.9

Rebounding Margin	G	Mar.
1. Iowa State	16	+4.9
2. Kansas	16	+4.9
3. Nebraska	16	+2.6
4. Colorado	16	+2.2
5. Texas	16	+1.6
6. Oklahoma State	16	+1.2
7. Oklahoma	16	-0.2
8. Kansas State	16	-1.1
9. Baylor	16	-2.6
10. Missouri	16	-3.4
11. Texas A&M	16	-4.8
12. Texas Tech	16	-5.2

Blocked Shots	G	Blocks	Avg.
1. Kansas	16	83	5.19
2. Texas	16	81	5.06
3. Oklahoma State	16	67	4.19
4. Missouri	16	63	3.94
5. Texas Tech	16	59	3.69
6. Nebraska	16	53	3.31
7. Kansas State	16	51	3.19
8. Colorado	16	51	3.19
9. Oklahoma	16	47	2.94
10. Iowa State	16	46	2.88
11. Texas A&M	16	45	2.81
12. Baylor	16	33	2.06

Assists	G	Assists	Avg.
1. Kansas	16	300	18.75
2. Nebraska	16	265	16.56
3. Colorado	16	252	15.75
4. Iowa State	16	223	13.94
5. Baylor	16	213	13.31
6. Oklahoma State	16	208	13.00
7. Texas A&M	16	206	12.88
8. Texas Tech	16	204	12.75
9. Oklahoma	16	200	12.50
10. Missouri	16	196	12.25
11. Kansas State	16	195	12.19
12. Texas	16	187	11.69

Steals	G	Steals	Avg.
1. Colorado	16	138	8.62
2. Baylor	16	133	8.31
3. Oklahoma State	16	123	7.69
4. Texas Tech	16	121	7.56
5. Oklahoma	16	121	7.56
6. Missouri	16	117	7.31
7. Nebraska	16	116	7.25
8. Iowa State	16	115	7.19
9. Texas	16	107	6.69
10. Texas A&M	16	106	6.62
11. Kansas	16	99	6.19
12. Kansas State	16	92	5.75

Assist/Turnover Ratio	G	Ast-Trn	Ratio
1. Kansas	16	300-244	1.23
2. Colorado	16	252-246	1.02
3. Oklahoma	16	200-203	0.99
4. Nebraska	16	265-278	0.95
5. Iowa State	16	223-241	0.93
6. Baylor	16	213-241	0.88
7. Missouri	16	196-231	0.85
8. Texas	16	187-222	0.84
9. Texas A&M	16	206-250	0.82
10. Oklahoma State	16	208-263	0.79
11. Texas Tech	16	204-261	0.78
12. Kansas State	16	195-250	0.78

Big 12 Final Individual Stats (All Games)

Big 12 Final Standings

	Conference		Overall			
	W-L	Pct.	W-L	Pct.	Last 5	Postseason
1. Iowa State	13-3	.813	25-6	.806	2-3	0-1, NCAA
2. Kansas	12-4	.750	26-7	.788	3-2	2-1, NCAA
3. Oklahoma	12-4	.750	26-7	.788	4-1	0-1, NCAA
4. Texas	12-4	.750	25-9	.735	3-2	0-1, NCAA
5. Oklahoma State	10-6	.625	20-10	.667	2-3	0-1, NCAA
6. Missouri	9-7	.563	20-13	.606	2-3	1-1, NCAA
7. Nebraska	7-9	.438	14-16	.467	1-4	
8. Baylor	6-10	.375	19-12	.613	3-2	0-1, NIT
9. Colorado	5-11	.313	15-15	.500	0-5	
10. Kansas State	4-12	.250	11-18	.379	2-3	
11. Texas A&M	3-13	.188	10-20	.333	1-4	
12. Texas Tech	3-13	.188	9-19	.321	0-5	

Non-Conference Record: 110-38 (.743)

Scoring

	G	Points	Avg.
1. Kareem Rush, MU	26	549	21.1
2. Maurice Baker, OSU	30	593	19.8
3. Bernard King, TAMU	30	540	18.0
4. Clarence Gilbert, MU	32	529	16.5
5. Cookie Belcher, NU	30	492	16.4
6. Drew Gooden, KU	28	441	15.8
7. Maurice Evans, UT	34	532	15.6
8. Kenny Gregory, KU	30	469	15.6
9. Terry Black, BU	31	477	15.4
10. Darren Kelly, UT	26	399	15.3
<hr/>			
19. Kimani Ffriend, NU	28	385	13.8
23. Steffon Bradford, NU	30	383	12.8

Rebounding

	G	Off-Tot.	Avg.
1. Terry Black, BU	31	94-260	8.4
Drew Gooden, KU	28	70-234	8.4
3. Kimani Ffriend, NU	28	90-229	8.2
4. Steffon Bradford, NU	30	112-244	8.1
5. Chris Owens, UT	34	99-270	7.9
6. Arthur Johnson, MU	33	113-257	7.8
7. Andre Williams, OSU	29	78-224	7.7
Travis Reynolds, KSU	20	85-224	7.7
9. Jamaal Mosley, CU	30	91-229	7.6
Eric Chenowith, KU	33	74-250	7.6

Field Goal Pct. (Min. 4.0/g)

	G	FG-FGA	Pct.
1. Kimani Ffriend, NU	28	144-231	.623
2. Steffon Bradford, NU	30	155-257	.603
Terry Black, BU	31	191-317	.603
4. Nick Collison, KU	33	187-313	.597
5. Kenny Gregory, KU	30	204-360	.567
6. Jamaal Mosley, CU	30	145-259	.560
7. Cliff Owens, TTU	28	148-269	.550
8. Martin Rancik, ISU	31	145-267	.543
9. Maurice Baker, OSU	30	200-381	.525
10. Fredrik Jonzen, OSU	30	167-321	.520

Free Throw Pct. (Min. 2.0/g)

	G	FT-FTA	Pct.
1. Kantrail Horton, ISU	31	75-88	.852
2. Kirk Hinrich, KU	33	91-108	.843
3. DeMarcus Minor, BU	31	154-183	.842
4. Nolan Johnson, OU	33	133-161	.826
5. Hollis Price, OU	33	90-111	.811
6. Maurice Baker, OSU	30	129-160	.806
Clarence Gilbert, MU	32	83-103	.806
8. Kareem Rush, MU	26	96-120	.800
9. Phineas Atchison, KSU	28	60-76	.789
10. Tajudeen Soyoye, MU	33	96-123	.780

3-pt. FG Pct. (Min. 1.0/g)

	G	3FG-FGA	Pct.
1. Kirk Hinrich, KU	33	55-109	.505
2. Cary Cochran, NU	30	78-165	.473
3. Jake Sullivan, ISU	31	61-136	.449
4. Kareem Rush, MU	26	69-154	.448
5. Kelley Newton, OU	33	79-182	.434
6. Justin Harbert, CU	30	43-103	.417
7. Brian Grawer, MU	33	71-174	.408
Maurice Baker, OSU	30	64-157	.408
9. Phineas Atchison, KSU	28	47-116	.405
10. J.R. Raymond, OU	25	58-145	.400

3-pt. FG Made

	G	3FG	Avg.
1. Clarence Gilbert, MU	32	102	3.19
2. Kareem Rush, MU	26	69	2.65
3. Cary Cochran, NU	30	78	2.60
4. Maurice Evans, UT	34	86	2.53
5. Kelley Newton, OU	33	79	2.39
6. J.R. Raymond, OU	25	58	2.32
7. Brian Grawer, MU	33	71	2.15
8. Maurice Baker, OSU	30	64	2.13
9. Bernard King, TAMU	39	62	2.07
10. Jeff Boschee, KU	33	68	2.06

Assists

	G	Assist	Avg.
1. Kirk Hinrich, KU	33	229	6.94
2. Jose Winston, CU	30	194	6.47
3. Jamal Brown, TTU	28	175	6.25
4. Jamaal Tinsley, ISU	31	187	6.03
5. Bernard King, TAMU	30	144	4.80
6. Hollis Price, OU	33	154	4.67
7. DeMarcus Minor, BU	31	141	4.55
8. Cookie Belcher, NU	30	131	4.37
9. Maurice Baker, OSU	30	127	4.23
10. Larry Reid, KSU	29	109	3.76

Steals

	G	Steals	Avg.
1. Cookie Belcher, NU	30	82	2.73
2. Jamaal Tinsley, ISU	31	79	2.55
3. Terry Black, BU	31	76	2.45
4. Maurice Baker, OSU	30	61	2.03
5. Wendell Greenleaf, BU	30	58	1.93
6. Hollis Price, OU	33	63	1.91
7. Richie Terry, KSU	29	51	1.76
8. Victor Williams, OSU	30	49	1.63
9. Jamal Brown, TTU	28	44	1.57
10. Nolan Johnson, OU	33	51	1.55

	G	Blocks	Avg.
1. Chris Owens, UT	34	92	2.71
2. Kimani Ffriend, NU	28	74	2.64
3. Andre Williams, OSU	29	65	2.24
4. Arthur Johnson, MU	33	65	1.97
5. Kelvin Howell, KSU	29	48	1.66
6. Nick Collison, KU	33	54	1.64
7. Eric Chenowith, KU	33	49	1.48
8. Greg Davis, BU	31	38	1.23
9. Drew Gooden, KU	28	29	1.04
10. Nick Anderson, TAMU	30	29	0.97

Assist: Turnover Ratio

	G	Ast-TO	Ratio
1. Jose Winston, CU	30	194-87	2.23
2. Jeff Boschee, KU	33	115-54	2.13
3. Kirk Hinrich, KU	33	229-111	2.06
4. J.R. Raymond, OU	25	64-32	2.00
Freddie Williams, UT	28	60-30	2.00
6. Hollis Price, OU	33	154-78	1.97
7. Brian Grawer, MU	33	86-46	1.87
8. Jamal Brown, TTU	28	175-100	1.75
9. Jamaal Tinsley, ISU	31	187-117	1.60
10. Clarence Gilbert, MU	32	112-71	1.58

Offensive Rebounds

	G	Reb.	Avg.
1. Steffon Bradford, NU	30	112	3.73
2. Arthur Johnson, MU	33	113	3.42
3. Kenny Gregory, KU	30	99	3.30
4. Kimani Ffriend, NU	28	90	3.21
5. Paul Shirley, ISU	31	96	3.10
6. Jamaal Mosley, CU	30	91	3.03
Terry Black, BU	31	94	3.03
8. Travis Reynolds, KSU	29	85	2.93
9. Chris Owens, UT	34	99	2.91
10. Stephane Pelle, CU	30	86	2.87

Defensive Rebounds

	G	Reb.	Avg.
1. Drew Gooden, KU	28	164	5.86
2. Terry Black, BU	31	166	5.35
3. Eric Chenowith, KU	33	175	5.33
4. Cliff Owens, TTU	28	145	5.18
5. Andre Williams, OSU	29	146	5.03
Kantrail Horton, ISU	31	156	5.03
Chris Owens, UT	34	171	5.03
8. Kimani Ffriend, NU	28	139	4.96
9. DeMarcus Minor, BU	31	150	4.84
10. Travis Reynolds, KSU	29	139	4.79

Individual Double-Doubles

1. Kimani Ffriend, NU	10
Drew Gooden, KU	10
3. Chris Owens, UT	9
4. Stephane Pelle, CU	7
5. Travis Reynolds, KSU	6
Arthur Johnson, MU	6
Terry Black, Baylor	6
8. Andre Williams, OSU	5
Cliff Owens, TTU	5
Jamaal Mosley, CU	5
Kenny Gregory, KU	5
Eric Chenowith, KU	5
Maurice Baker, OSU	*5
14. Six tied	4

*Includes one triple-double

Big 12 Final Individual Stats (League Games)

Scoring			
	G	Points	Avg.
1. Marurice Baker, OSU 16	331	20.7	
2. Bernard King, TAMU 16	295	18.4	
3. Jamaal Tinsley, ISU 16	275	17.2	
4. Clarence Gilbert, MU 15	245	16.3	
5. Cookie Belcher, NU ... 16	257	16.1	
6. Maurice Evans, UT 16	249	15.6	
7. Kenny Gregory, KU 16	248	15.5	
8. Terry Black, BU 16	244	15.2	
9. DeMarcus Minor, BU 16	238	14.9	
10. Darren Kelly, UT 16	235	14.7	

13. Kimani Ffriend, NU 15	210	14.0	
23. Steffon Bradford, NU ... 16	199	12.4	

Rebounding			
	G	Off.-Tot.	Avg.
1. Kimani Ffriend, NU 15	57-144	9.6	
2. Andre Williams, OSU 15	41-129	8.6	
3. Stephane Pelle, CU 16	49-136	8.5	
4. Arthur Johnson, MU 16	57-131	8.2	
5. Terry Black, BU 16	45-120	7.5	
6. Travis Reynolds, KSU ... 16	42-119	7.4	
7. Steffon Bradford, NU ... 16	55-118	7.4	
8. Chris Owens, UT 16	47-117	7.3	
9. Cliff Owens, TTU 16	33-117	7.3	
10. Jamahl Mosley, CU 16	54-116	7.2	

Field Goal Pct. (Min. 4.0 made)			
	G	FG-FGA	Pct.
1. Steffon Bradford, NU ... 16	83-136	.610	
2. Terry Black, BU 16	100-172	.581	
3. Nick Collison, KU 16	93-162	.574	
4. Kimani Ffriend, NU 15	73-131	.557	

5. Jamahl Mosley, CU 16	76-138	.551	
6. Kenny Gregory, KU 16	109-204	.534	
7. Martin Rancik, ISU 16	73-138	.529	
8. Travis Reynolds, KSU ... 16	65-123	.528	
9. Maurice Baker, OSU 16	111-215	.516	
10. Cliff Owens, TTU 16	79-156	.506	

13. Cookie Belcher, NU ... 16	95-204	.466	

Free Throw Pct. (Min. 3.0 made)			
	G	FT-FTA	Pct.
1. Kantrail Horton, ISU 16	51-56	.911	
2. Clarence Gilbert, MU 15	51-61	.836	
3. Aaron McGhee, OU 16	60-72	.833	
4. Nolan Johnson, OU 16	72-87	.828	
5. Maurice Baker, OSU 16	78-96	.812	
6. Jamahl Mosley, CU 16	68-84	.810	
7. DeMarcus Minor, BU 16	78-97	.804	
8. D.J. Harrison, CU 16	59-74	.797	
9. Wesley Stokes, MU 16	49-62	.790	
10. Jamaal Tinsley, ISU 16	88-115	.765	

3-Pt. FG Pct. (Min. 1.0 made)			
	G	3FG-FGA	Pct.
1. Cary Cochran, NU 16	43-89	.483	
2. Kirk Hinrich, KU 16	29-58	.483	
3. Brian Grawler, MU 16	47-107	.439	
4. Maurice Evans, UT 16	42-96	.438	
5. Kantrail Horton, ISU 16	29-68	.426	
6. J.R. Raymond, OU 14	40-95	.421	
7. Jake Sullivan, ISU 16	31-74	.419	
8. Wesley Stokes, MU 16	18-43	.419	
9. Jamaal Tinsley, ISU 16	27-65	.418	
10. Hollis Price, OSU 16	21-51	.412	

3-Pt. FG Made			
	G	3FG	Avg.
1. Clarence Gilbert, MU 15	46	3.07	
2. Brian Grawler, MU 16	47	2.94	
3. J.R. Raymond, OU 14	40	2.86	
4. Cary Cochran, NU 16	43	2.69	
5. Maurice Evans, UT 16	42	2.62	
6. Jeff Boschee, KU 16	37	2.31	
7. Bernard King, TAMU 16	32	2.00	
8. Jake Sullivan, ISU 16	31	1.94	
Maurice Baker, OSU 16	31	1.94	
10. Cookie Belcher, NU ... 16	30	1.88	

Assists			
	G	Asst.	Avg.
1. Kirk Hinrich, KU 16	116	7.25	
2. Jamaal Tinsley, ISU 16	103	6.44	
3. Jose Winston, CU 16	89	5.56	
4. Jamal Brown, TTU 16	85	5.31	
5. Bernard King, TAMU 16	80	5.00	
6. Cookie Belcher, NU ... 16	72	4.50	
7. Maurice Baker, OSU 16	62	3.88	
8. Victor Williams, OSU 16	61	3.81	
9. Jeff Boschee, KU 16	60	3.75	
Kantrail Horton, ISU 16	60	3.75	

Steals			
	G	Steals	Avg.
1. Jamaal Tinsley, ISU 16	48	3.00	
2. Terry Black, BU 16	43	2.69	
3. Cookie Belcher, NU ... 16	41	2.56	
4. Richie Terry, KSU 16	32	2.00	
5. Wendell Greenleaf, BU . 16	30	1.88	
6. Maurice Baker, OSU 16	29	1.81	
Jose Winston, CU 16	29	1.81	
8. Victor Williams, OSU 16	28	1.75	
9. Jamal Brown, TTU 16	25	1.56	
Hollis Price, OU 16	25	1.56	
Bernard King, TAMU 16	25	1.56	
Nolan Johnson, OU 16	25	1.56	

Blocked Shots			
	G	Blocks	Avg.
1. Andre Williams, OSU 15	39	2.60	
2. Kimani Ffriend, NU 15	33	2.20	
3. Arthur Johnson, MU 16	34	2.12	
4. Nick Collison, KU 16	32	2.00	
Chris Owens, UT 16	32	2.00	
6. Kelvin Howell, KSU 16	27	1.69	
7. Eric Chenowith, KU 16	23	1.44	
8. Johnnie Gilbert, OU 13	17	1.31	
9. Greg Davis, BU 16	20	1.25	
10. Nick Anderson, TAMU .. 16	19	1.19	

Assist/Turnover			
	G	Asst/Turn	Ratio
1. Ernest Renfroe, CU 15	12/2	6.00	
2. Jose Winston, CU 16	89/40	2.22	
3. Jeff Boschee, KU 16	60/28	2.14	
4. John Robinson, NU ... 16	33/16	2.06	
5. Kirk Hinrich, KU 16	116/58	2.00	
6. Fredrik Jonzen, OSU 16	50/26	1.92	
7. Freddie Williams, UT 13	25/13	1.92	
8. Jamaal Tinsley, ISU 16	103/56	1.84	
9. J.R. Raymond, OU 14	38/21	1.81	
10. Hollis Price, OU 16	59/33	1.79	

15. Cary Cochran, NU 16	31/20	1.55
--------------------------------------	--------------	-------------

2001 All-Big 12 Teams

First Team

Associated Press Poll	Pos.	Coaches Poll
Terry Black, Baylor	F-F	Terry Black, Baylor
Drew Gooden, Kansas	F-F	Nick Collison, Kansas
Kareem Rush, Missouri	F-F	Kareem Rush, Missouri
Maurice Baker, Oklahoma State	G-G	Maurice Baker, Oklahoma State
Jamaal Tinsley, Iowa State	G-G	Jamaal Tinsley, Iowa State

Second Team

Associated Press Poll	Pos.	Coaches Poll
Kirk Hinrich, Kansas	G-F	Drew Gooden, Kansas
Nick Collison, Kansas	F-F	Kenny Gregory, Kansas
Cookie Belcher, Nebraska	G-G	Cookie Belcher, Nebraska
Kantrail Horton, Iowa State	G-F	Fredrick Jonzen, Oklahoma State
Chris Owens, Texas	F-F	Chris Owens, Texas

Third Team

Associated Press Poll	Pos.	Coaches Poll
Kimani Ffriend, Nebraska	C-G	Kantrail Horton, Iowa State
Kenny Gregory, Kansas	F-G	Kirk Hinrich, Kansas
Martin Rancik	C-G	Nolan Johnson, Oklahoma
Fredrick Jonzen, Oklahoma State	F-G/F	Maurice Evans, Texas
Darren Kelly, Texas	G-G	Darren Kelly, Texas

Honorable-Mention Nebraska Players: Kimani Ffriend (Coaches), Steffon Bradford (Coaches)

Nebraska Players on All-Big 12 Specialty Teams:

All-Defense: Kimani Ffriend, Cookie Belcher

Coach of the Year: Larry Eustachy, Iowa State

Player of the Year: Jamaal Tinsley, Iowa State

Newcomer of the Year: Maurice Baker, Oklahoma State

Freshman of the Year: Jake Sullivan, Iowa State

UMKC 82, Nebraska 71
Dec. 8, 2000 at Lincoln, Neb.

UMKC 82

Table with columns: Player, tot-fg fg fga, 3-pt fg fga ft fta, rebounds ofde tot pf tp a toblk smin. Lists stats for Suther, Matt, Jackson, Michael, Palmer, Will, Tindall, Javin, Watson, Michael, Chatman, Terrance, Atchinson, Randall, Stricker, Marc, Brown, Myron, Team, and Totals.

Summary statistics for UMKC: Total FG% 1st: 14-35, .400; 3-Pt. FG% 1st: 4-17, .235; F Throw % 1st: 2-2, 1.000; 2nd: 14-29, .483; 2nd: 6-12, .500; 2nd: 14-17, .824; Game: .438; DEADBALL REBOUNDS 2.

Nebraska 71

Table with columns: Player, tot-fg fg fga, 3-pt fg fga ft fta, rebounds ofde tot pf tp a toblk smin. Lists stats for Bradford, Steffon, Belcher, Cookie, Ffriend, Kimani, Cochran, Cary, Fields, Rodney, Boeker, Justin, Ford, Kedrick, Conklin, Brian, Wortmann, Craig, Team, and Totals.

Summary statistics for Nebraska: Total FG% 1st: 11-22, .500; 3-Pt. FG% 1st: 3-8, .375; F Throw % 1st: 2-6, .333; 2nd: 18-34, .529; 2nd: 5-15, .333; 2nd: 3-10, .300; Game: .518; DEADBALL REBOUNDS 3.

Officials: Scott Thornley, Paul Janssen, Frank Bosone. Technical fouls: None. Attendance: 6,851.

Score by Periods table showing 1st, 2nd, and Total scores for UMKC and Nebraska.

Nebraska 84, Alaska-Fairbanks 55
Dec. 9, 2000 at Lincoln, Neb.

Alaska-Fairbanks 55

Table with columns: Player, tot-fg fg fga, 3-pt fg fga ft fta, rebounds ofde tot pf tp a toblk smin. Lists stats for Foppe, Ryan, Popescu, Bogdan, Endicott, Nate, Knutson, Travis, Servine, Tommy, Jones, Ryan, Cromer, George, Van Woudenberg, Mike, Raidmae, Zach, Team, and Totals.

Summary statistics for Alaska-Fairbanks: Total FG% 1st: 10-23, .435; 3-Pt. FG% 1st: 6-9, .667; F Throw % 1st: 4-6, .667; 2nd: 9-31, .290; 2nd: 4-14, .286; 2nd: 3-6, .500; Game: .352; DEADBALL REBOUNDS 1.

Nebraska 84

Table with columns: Player, tot-fg fg fga, 3-pt fg fga ft fta, rebounds ofde tot pf tp a toblk smin. Lists stats for Bradford, Steffon, Belcher, Cookie, Ffriend, Kimani, Cochran, Cary, Fields, Rodney, Boeker, Justin, Ford, Kedrick, Conklin, Brian, Bohac, Adam, Wortmann, Craig, Thorton, Marcus, Chestnut, Ben, Thomas, Ryan, Team, and Totals.

Summary statistics for Nebraska: Total FG% 1st: 16-29, .552; 3-Pt. FG% 1st: 5-9, .556; F Throw % 1st: 5-8, .625; 2nd: 13-24, .542; 2nd: 1-3, .333; 2nd: 15-21, .714; Game: .547; DEADBALL REBOUNDS 4.

Officials: Scott Fruehling, Al Monaco, Mike Santill. Technical fouls: None. Attendance: 5,207.

Score by Periods table showing 1st, 2nd, and Total scores for Alaska-Fairbanks and Nebraska.

Nebraska 72, Miami (Fla.) 64
Dec. 16, 2000 at Sunshine, Fla. (Orange Bowl Classic)

Nebraska 72

Table with columns: Player, tot-fg fg fga, 3-pt fg fga ft fta, rebounds ofde tot pf tp a toblk smin. Lists stats for Bradford, Steffon, Belcher, Cookie, Ffriend, Kimani, Cochran, Cary, Fields, Rodney, Boeker, Justin, Ford, Kedrick, Augustine, Kevin, Conklin, Brian, Wortmann, Craig, Team, and Totals.

Summary statistics for Nebraska: Total FG% 1st: 10-21, .476; 3-Pt. FG% 1st: 2-4, .500; F Throw % 1st: 6-11, .545; 2nd: 15-27, .556; 2nd: 5-10, .500; 2nd: 9-15, .600; Game: .521; DEADBALL REBOUNDS 5.


Miami (Fla.) 64

Table with columns: Player, tot-fg fg fga, 3-pt fg fga ft fta, rebounds ofde tot pf tp a toblk smin. Lists stats for Price, Darius, Jones, James, Wembley, Dwayne, Simmons, Michael, Salmons, John, Hurd, Leroy, Gordon, Joe, Barnes, Marcus, Schlie, Jerry, Djahue, Rodrique, Team, and Totals.

Summary statistics for Miami: Total FG% 1st: 12-26, .462; 3-Pt. FG% 1st: 2-7, .286; F Throw % 1st: 4-4, 1.000; 2nd: 13-33, .394; 2nd: 5-13, .385; 2nd: 3-5, .600; Game: .424; DEADBALL REBOUNDS 1.

Officials: Tim Higgins, Bob Donato, Larry Rose. Technical fouls: None. Attendance: 7,564.

Score by Periods table showing 1st, 2nd, and Total scores for Nebraska and Miami (Fla.).



Senior Steffon Bradford ranked third on the team in scoring and second in rebounding in 2000-01.

Nebraska 80, Texas 67
Jan. 13, 2001 at Lincoln, Neb.

Table for Texas 67 vs Nebraska 80. Columns include Player, tot-fg, 3-pt, rebounds, etc. Includes statistics for Evans, Maurice, Owens, Chris, and Totals.

Table for Nebraska 80. Columns include Player, tot-fg, 3-pt, rebounds, etc. Includes statistics for Bradford, Steffon, Belcher, Cookie, and Totals.

Officials: Bob Sitov, Bobby Hunt, Paul Janssen. Technical fouls: None. Attendance: 8,640

Score by Periods table showing 1st, 2nd, and Total scores for Texas and Nebraska.

Kansas 84, Nebraska 62
Jan. 17, 2001 at Lawrence, Kan.

Table for Nebraska 62 vs Kansas 84. Columns include Player, tot-fg, 3-pt, rebounds, etc. Includes statistics for Bradford, Steffon, Belcher, Cookie, and Totals.

Table for Kansas 84. Columns include Player, tot-fg, 3-pt, rebounds, etc. Includes statistics for Gooden, Drew, Collison, Nick, and Totals.

Officials: Bill Kennedy, Bob Sitov, Kerry Sitton. Technical fouls: Jeff Boschee (KU). Attendance: 16,300

Score by Periods table showing 1st, 2nd, and Total scores for Nebraska and Kansas.

Iowa State 60, Nebraska 59
Jan. 20, 2001 at Lincoln, Neb.

Table for Iowa State 60 vs Nebraska 59. Columns include Player, tot-fg, 3-pt, rebounds, etc. Includes statistics for Rancik, Martin, Shirley, Paul, and Totals.

Table for Nebraska 59. Columns include Player, tot-fg, 3-pt, rebounds, etc. Includes statistics for Bradford, Steffon, Belcher, Cookie, and Totals.

Officials: Tom Rucker, Steve Olsen, Hal Lusk. Technical fouls: None. Attendance: 10,686

Score by Periods table showing 1st, 2nd, and Total scores for Iowa State and Nebraska.



Senior Kimani Ffriend led the Big 12 Conference and ranked third in the nation in field-goal percentage last season, hitting 62.3 percent from the floor.

Nebraska 85, Missouri 79
Jan. 24, 2001 at Lincoln, Neb.

Missouri 79

Table with columns: Player, tot-fg, 3-pt, rebounds, etc. for Missouri 79.

Summary statistics for Missouri 79: Total FG%, 3-Pt. FG%, F Throw %, etc.

Nebraska 85

Table with columns: Player, tot-fg, 3-pt, rebounds, etc. for Nebraska 85.

Summary statistics for Nebraska 85: Total FG%, 3-Pt. FG%, F Throw %, etc.

Officials: Eddie Jackson, Bobby Hunt, Dan Chrisman. Technical fouls: None
Attendance: 10,471

Score by Periods table for Missouri vs Nebraska.

Oklahoma 77, Nebraska 66
Jan. 27, 2001 at Norman, Okla.

Nebraska 66

Table with columns: Player, tot-fg, 3-pt, rebounds, etc. for Nebraska 66.

Summary statistics for Nebraska 66: Total FG%, 3-Pt. FG%, F Throw %, etc.

Oklahoma 77

Table with columns: Player, tot-fg, 3-pt, rebounds, etc. for Oklahoma 77.

Summary statistics for Oklahoma 77: Total FG%, 3-Pt. FG%, F Throw %, etc.

Officials: David Hill, Frank Bosone, Gerry Pollard. Technical fouls: None
Attendance: 10,693

Score by Periods table for Nebraska vs Oklahoma.

Nebraska 63, Kansas State 61
Jan. 30, 2001 at Manhattan, Kan.

Nebraska 63

Table with columns: Player, tot-fg, 3-pt, rebounds, etc. for Nebraska 63.

Summary statistics for Nebraska 63: Total FG%, 3-Pt. FG%, F Throw %, etc.


Kansas State 61

Table with columns: Player, tot-fg, 3-pt, rebounds, etc. for Kansas State 61.

Summary statistics for Kansas State 61: Total FG%, 3-Pt. FG%, F Throw %, etc.

Officials: Bill Kennedy, Mike Thibodeaux, Rick Hartzell. Technical fouls: None
Attendance: 7,032



Score by Periods table for Nebraska vs Kansas State.



Senior guard Rodney Fields was consistently matched up with the opponent's top scoring threat last year.

NEBRASKA BASKETBALL

RECORDS



Nebraska's Top 60 Career Scorers (Since 1948)

Rk.	Player, Seasons	G	FG-FGA	Pct.	FT-FTA	Pct.	Points	Avg.
1.	Dave Hoppen, 1983-84-85-86	111	804-1,341	.600	559-724	.772	2,167	19.5
2.	Eric Piatkowski, 1991-92-93-94	123	676-1,436	.471	380-489	.777	1,934 (202)	15.7
3.	Jerry Fort, 1973-74-75-76	105	777-1,793	.433	328-486	.675	1,882	17.9
4.	Andre Smith, 1978-79-80-81	114	673-1,148	.586	371-562	.660	1,717	15.1
5.	Jaron Boone, 1993-94-95-96	127	575-1,327	.433	274-387	.708	1,609 (184)	12.7
6.	Erick Strickland, 1993-94-95-96	127	535-1,219	.439	337-434	.776	1,586 (179)	12.5
7.	Tyronn Lue, 1996-97-98	99	560-1,255	.446	312-396	.788	1,577 (145)	15.9
8.	Cookie Belcher, 1997-98-99-2000-01	131	576-1,291	.446	255-400	.638	1,552 (146)	11.9
9.	Rich King, 1988-89-90-91	124	564-1,000	.564	345-510	.676	1,475 (2)	11.9
10.	Venson Hamilton, 1996-97-98-99	129	528-1,002	.527	360-590	.610	1,416	11.0
11.	Carl McPipe, 1976-77-78-79	104	546-1,126	.485	208-317	.656	1,300	12.5
12.	Tom Baack, 1966-67-68	75	526-1,138	.462	247-297	.832	1,299	17.3
13.	Stuart Lantz, 1966-67-68	75	488-1,007	.485	293-395	.742	1,269	16.9
14.	Chuck Jura, 1970-71-72	77	500-910	.549	255-427	.597	1,255	16.3
15.	Larry Florence, 1997-98-99-2000	123	496-1,150	.431	220-325	.677	1,223 (11)	9.9
16.	Jack Moore, 1979-80-81-82	105	379-830	.457	446-495	.901	1,204	11.5
17.	Brian Carr, 1984-85-86-87	123	447-942	.475	230-287	.801	1,182 (58)	9.6
18.	Brian Banks, 1976-77-78-79	110	471-986	.478	208-298	.698	1,150	10.5
19.	Marvin Stewart, 1969-70-71	66	435-921	.472	268-359	.747	1,138	17.2
20.	Clifford Scales, 1988-89-90-91	23	441-902	.489	209-272	.768	1,136 (45)	9.2
	Carl Hayes, 1990-91-92	90	439-945	.465	221-360	.614	1,136 (37)	12.6
22.	Herschell Turner, 1958-59-60	72	371-898	.413	314-474	.662	1,056	14.7
23.	Mikki Moore, 1994-95-96-97	114	374-676	.553	235-359	.655	986 (3)	8.6
24.	Beau Reid, 1988-89-90-91	102	320-775	.413	250-337	.742	976 (86)	9.6
25.	Bob Siegel, 1974-75-76-77	101	405-973	.416	160-232	.690	970	9.6
26.	Tom Scantlebury, 1968-69-70	75	369-835	.442	227-303	.749	965	12.9
27.	Nate Branch, 1965-66-67	75	367-871	.421	224-320	.700	958	12.8
28.	Terrance Badgett, 1993-94-95-96	127	395-764	.517	141-229	.616	953 (22)	7.5
29.	Jamar Johnson, 1992-93-94	87	333-723	.461	166-210	.790	927 (95)	10.7
30.	Rex Ekwall, 1955-56-57	65	296-690	.429	288-394	.731	880	13.5
31.	Bruce Chubick, 1991-92-93-94	119	303-540	.561	264-400	.660	878 (8)	7.4
32.	Grant Simmons, 1964-65-66	74	305-709	.430	239-350	.683	849	11.5
33.	Dapreis Owens, 1989-90-91-92	117	329-679	.484	187-302	.619	845	7.2
34.	Bob Gratopp, 1968-69-70	76	255-608	.419	316-400	.790	826	10.9
35.	Jim Buchanan, 1950-51-52	69	345-942	.366	131-203	.645	821	11.9
36.	Bill Johnson, 1952-53-54	65	264-652	.405	286-484	.591	814	12.5
	Claude Retherford, 1947-48-49	74	318-1,090	.292	178-283	.629	814	11.0
38.	Bernard Day, 1986-87	63	309-567	.545	184-264	.697	802	12.7
39.	Stan Cloudy, 1983-84	62	347-672	.516	81-119	.681	775	12.5
40.	Bus Whitehead, 1948-49-50	72	275-831	.331	215-314	.685	765	10.6
41.	Fred Seger, 1952-53-54	65	263-724	.363	236-360	.656	762	11.7
42.	Larry Cox, 1974-75-76	74	270-432	.625	217-297	.731	757	10.2
43.	Daryl Petsch, 1962-63-64	69	315-709	.444	124-197	.629	754	10.9
44.	Kimani Ffriend, 2000-01	58	267-460	.580	212-440	.482	746	12.9
45.	Charlie Jones, 1962-63-64	75	300-731	.410	135-216	.625	735	9.8
46.	Steffon Bradford, 2000-01	60	280-504	.556	156-247	.632	717	12.0
47.	Leroy Chalk, 1969-70-71	76	291-555	.524	133-197	.675	715	9.4
48.	Tom Russell, 1961-62	49	233-444	.525	246-329	.748	712	14.5
49.	Derrick Chander, 1992-93	60	297-585	.508	112-196	.571	706	11.8
50.	Willard Fagler, 1952-53-54-55	84	227-571	.398	251-373	.673	705	8.4
51.	Derrick Vick, 1987-88	63	261-499	.523	181-264	.686	703	11.2
52.	Cary Cochran, 1999-2000-01-present	91	217-523	.415	76-87	.874	689 (179)	7.6
53.	Albert Maxey, 1959-60	49	251-684	.367	175-248	.706	677	13.8
54.	Harvey Marshall, 1985-86	60	290-623	.465	95-126	.754	675	11.3
55.	Gary Reimers, 1956-57-58	69	222-542	.410	223-303	.736	667	9.7
56.	Mike Naderer, 1978-79-80-81	113	274-576	.476	109-133	.820	657	5.8
57.	Al Nissen, 1970-71-72	77	244-518	.471	163-223	.731	651	8.5
	Ray Richardson, 1989-90	60	225-527	.443	96-139	.691	651 (105)	10.9
59.	Bernard Garner, 1996-97	63	246-491	.501	133-187	.711	649 (24)	10.3
60.	Eric Johnson, 1988-89	63	236-542	.435	138-180	.767	647 (37)	10.3
	Greg Downing, 1980-81-82-83	117	270-558	.484	107-141	.759	647	5.5

NOTE: Year listed is for the second half of the season played, i.e., 82 would be for the 1981-82 season. () Number in parenthesis following point total indicates number of career three-point field goals made.

Individual Records

Points

Game

Overall:

42, Eric Piatkowski, vs. Oklahoma, at Kansas City, Mo., March 11, 1994 (B8T)

At Home:

40, Jerry Fort, vs. Missouri, Feb. 22, 1975
40, Rich King, vs. Northern Illinois, Feb. 18, 1991

Away:

34, Chuck Jura, at Oklahoma State, Jan. 26, 1972
34, Jerry Fort, at Kansas State, Jan. 17, 1976

Neutral:

42, Eric Piatkowski, vs. Oklahoma, at Kansas City, Mo., March 11, 1994 (B8T)

Half:

24, Jerry Fort, vs. Missouri, Feb. 22, 1975 (2nd)
24, Dave Hoppen, vs. South Dakota, Dec. 1, 1984 (1st)
24, Tyronn Lue vs. Virginia, Dec. 27, 1997 (2nd)

Losing Effort:

38, Tom Russell, vs. Kansas, Feb. 21, 1962

Freshman:

30, Tyronn Lue, vs. Oregon, Nov. 25, 1995

Sophomore:

33, Fred Hare, at Texas, Dec. 18, 1964
33, Jerry Fort, vs. Missouri, Feb. 16, 1974

Junior:

40, Jerry Fort, vs. Missouri, Feb. 22, 1975

Senior:

42, Eric Piatkowski, vs. Oklahoma, at Kansas City, Mo., March 11, 1994 (B8T)

Two Players:

65, Eric Piatkowski (42) and Bruce Chubick (23) vs. Oklahoma, at Kansas City, Mo., March 11, 1994 (B8T)

By Opponent:

46, Wilt Chamberlain, at Kansas, Feb. 8, 1958
46, Joe Scott, at Missouri, March 6, 1961
46, George Stone, Marshall, March 13, 1967 (NIT)

By Opponent, Half:

28, Jim McKean, Washington State, Dec. 12, 1966

By Opponent, Two Players:

70, George Stone (46) and Danny D'Antoni (24), Marshall, March 13, 1967 (NIT)

Season

Overall:

704, Dave Hoppen, 1984-85 (30 games)

Conference:

349, Tyronn Lue, 1997-98 (16 games)

Average:

23.5, Dave Hoppen, 1984-85 (704 in 30 games)

Conference Average:

23.0, Dave Hoppen, 1984-85 (322 in 14 games)

Freshman:

445, Dave Hoppen, 1982-83 (32 games)

Sophomore:

603, Tyronn Lue, 1996-97 (32 games)

Junior:

704, Dave Hoppen, 1984-85 (30 games)

Senior:

646, Eric Piatkowski, 1993-94 (31 games)

Consecutive Double-Figure Scoring Games by a Freshman:

8, Jerry Fort, Dec. 16, 1972-Jan. 15, 1973 and Feb. 6-March 6, 1973
8, Dave Hoppen, Feb. 9-March 5, 1983

20-Point-or-Better Scoring Games:

21, Dave Hoppen, 1984-85

Consecutive 20-Point-or-Better Scoring Games:

10, Dave Hoppen, 1984-85

Career

Overall:

2,167, Dave Hoppen, 1983-86 (111 games)

Conference:

1,055, Jerry Fort, 1973-76 (56 games)

Average:

19.5, Dave Hoppen, 1983-86 (2,167 in 111 games)

Conference Average:

20.3, Dave Hoppen, 1983-86 (975 in 48 games)

20-Point-or-Better Scoring Games:

56, Dave Hoppen, 1983-86

Consecutive Games in Double Figures:

84, Dave Hoppen, March 11, 1983-Feb. 1, 1986

Field Goals

Game

Made:

16, Marvin Stewart, vs. Nevada-Reno, Dec. 14, 1970 (24 attempts)

Conference Made:

15, Jerry Fort, three times

Attempted:

34, by several players

No Misses:

9, Chuck Jura, vs. Iowa, Dec. 5, 1970;
Dave Hoppen, vs. Southern Illinois, Nov. 26, 1985;
Venson Hamilton, vs. Iowa State, Feb. 3, 1996;
Mikki Moore at Nevada, March 18, 1997

No Misses, Conference Game:

9, Venson Hamilton vs. Iowa State, Feb. 3, 1996

Consecutive Made (Multiple Games):

13, Mikki Moore, March 12-21, 1997

Opponent Made:

20, George Stone, Marshall, March 13, 1967 (NIT, 38 attempts)

Opponent Attempted:

38, George Stone, Marshall, March 13, 1967 (NIT, 20 made)

Opponent Made, No Misses:

11, Lanny Van Eman, at Wichita State, Dec. 4, 1961

Season

Made:

270, Dave Hoppen, 1984-85 (418 attempts)

Conference Made:

132, Jerry Fort, 1974-75 (294 attempts)

Attempted:

547, Tyronn Lue, 1997-98 (240 made)

Conference Attempted:

294, Jerry Fort, 1974-75 (132 made)

Percentage*:

.672, Larry Cox, 1975-76 (133-198)

Conference Percentage*:

.648, Dave Hoppen, 1984-85 (127-196)

Freshman Percentage:

.563, Mike Naderer, 1977-78 (63-112)

*Minimum 5 attempts per team game

Career

Made:

804, Dave Hoppen, 1983-86 (1,341 attempts)

Conference Made:

438, Jerry Fort, 1973-76 (1,018 attempts)

Attempted:

1,793, Jerry Fort, 1973-76 (777 made)

Conference Attempted:

1,018, Jerry Fort, 1973-76 (438 made)

Percentage*:

.625, Larry Cox, 1974-76 (270-432)

Conference Percentage**:

.619, Larry Cox, 1974-76 (159-257)

*Minimum 400 attempts; **Minimum 200 attempts

Individual Records

Three-Point Field Goals (Since 1987)

Game

Made:

- 7, Cookie Belcher, vs. Kansas, Feb. 25, 2001 (11 att.)
- 7, Chris Cresswell, vs. Texas A&M, Dec. 20, 1991 (10 att.)
- 7, Cary Cochran, at Texas Christian, March 15, 1999 (9 att.)**

Conference Made:

- 7, Cookie Belcher, vs. Kansas, Feb. 25, 2001 (11 att.)

Attempted:

- 12, Jamar Johnson, at Oklahoma, March 7, 1992 (5 made)
- 12, Jaron Boone, at Missouri, Feb. 22, 1995 (4 made)
- 12, Tyronn Lue, vs. Vanderbilt, Dec. 30, 1997 (4 made)
- 12, Cary Cochran, at Kansas, Jan. 15, 2000 (5 made)**
- 12, Cary Cochran, vs. UMKC, Dec. 8, 2000 (5 made)**

Percentage*:

- 1.000, Cary Cochran (5-5), at Missouri, Jan. 6, 2001**

Conference Percentage*:

- 1.000, Cary Cochran (5-5), at Missouri, Jan. 6, 2001**

Opponent Made:

- 8, Dave Sieger, at Oklahoma, Feb. 21, 1987 (13 attempts)
- 8, Randy Rutherford, Oklahoma State, Feb. 1, 1995 (14 attempts)
- 8, Jerald Brown, Texas A&M, Jan. 11, 1997 (10 attempts)
- 8, Eric Martin, at Oklahoma, Jan. 20, 1999 (10 attempts)

Opponent Attempted:

- 17, Dominick Young, at Fresno State, March 22, 1996 (5 made)

Opponent, No Misses:

- 6, Craig Michaelis, at Miami (Ohio), Nov. 27, 1989

*Minimum 5 attempts

Season

Made:

- 78, Cary Cochran, 2000-01 (165 att.)**
- 78, Tyronn Lue, 1997-98 (209 att.)

Conference Made:

- 43, Cary Cochran, 2000-01 (89 att.)**

Freshman Made:

- 44, Eric Piatkowski, 1990-91 (127 att.)

Attempted:

- 209, Tyronn Lue, 1997-98 (78 made)

Conference Attempted:

- 100, Jaron Boone, 1994-95 (41 made)

Percentage*:

- .473, Cary Cochran, 2000-01 (78-165)**

Conference Percentage*:

- .529, Henry T. Buchanan, 1986-87 (18-34)

Freshman Percentage*:

- .426, Brian Conklin, 2000-01 (23-54)**

Consecutive Games Three-Point Goal Scored:

- 24, Jaron Boone, Dec. 7, 1994-March 5, 1995

*Minimum 1.5 attempts per team game

Career

Made:

- 202, Eric Piatkowski, 1991-94 (564 att.)

Conference Made:

- 103, Cary Cochran, 1999-present (235 att.)**
- 103, Eric Piatkowski, 1991-94 (280 att.)

Attempted:

- 564, Eric Piatkowski, 1991-94 (202 made)

Conference Attempted:

- 280, Eric Piatkowski, 1991-94 (103 made)

Percentage:

- .423, Cary Cochran, 1999-present (179-423)**

Conference Percentage:

- .463, Henry T. Buchanan, 1987-88 (38-82)

Free Throws

Game

Made:

- 18, David Ponce, at Creighton, Dec. 4, 1982 (19 att.)

Conference Made:

- 16, Tom Russell, vs. Kansas, Feb. 21, 1962 (17 att.)

Attempted:

- 21, Rich King, at Wyoming, Jan. 22, 1990 (13 made)

Conference Attempted:

- 20, Bill Johnson, vs. Missouri, Jan. 21, 1953 (13 made)

No Misses:

- 15, Jack Moore, vs. Oklahoma State, Feb. 10, 1982

Opponent Made:

- 18, Wilt Chamberlain, at Kansas, Feb. 8, 1958 (23 att.)

Opponent Attempted:

- 23, Wilt Chamberlain, at Kansas, Feb. 8, 1958 (18 made)

Opponent Made, No Misses:

- 15, John Crawford, Iowa State, at Kansas City, Mo., Dec. 29, 1956 (Big Seven Holiday Tournament)

Season

Made:

- 184, Jack Moore, 1979-80 (211 att.)

Conference Made:

- 84, Stuart Lantz, 1967-68 (112 att.)

Attempted:

- 227, Kimani Ffriend, 1999-2000 (115 made)

Conference Attempted:

- 131, Kimani Ffriend, 2000-01 (64 made)

Percentage*:

- .939, Jack Moore, 1981-82 (123-131)

Conference Percentage*:

- .938, Jack Moore, 1981-82 (60-64)

Freshman Percentage*:

- .837, Eric Piatkowski, 1990-91 (72-86)

Consecutive Made:

- 39, Jack Moore, Jan. 27-Feb. 15, 1982

*Minimum 2 attempts per team game

Career

Made:

- 559, Dave Hoppen, 1983-86 (724 att.)

Conference Made:

- 267, Dave Hoppen, 1983-86 (338 att.)

Attempted:

- 724, Dave Hoppen, 1983-86 (559 made)

Conference Attempted:

- 338, Dave Hoppen, 1983-86 (267 made)

Percentage*:

- .901, Jack Moore, 1979-82 (446-495)

Conference Percentage*:

- .877, Jack Moore, 1979-82 (185-211)

*Minimum 200 attempts

Individual Records

Rebounds

Game

Rebounds:

26, Bill Johnson, vs. Iowa State, Jan. 4, 1954

Half:

15, Carl McPipe, vs. California-Davis, Dec. 16, 1977 (1st)

Two Players:

39, Leroy Chalk (20) and Chuck Jura (19), vs. Colorado, March 6, 1971

Opponent:

24, Bill Bridges, Kansas, twice

24, Andy Hopson, at Oklahoma State, Jan. 26, 1974

Opponent Two Players:

39, Dave DeBusschere (23) and Charlie North (16) at Detroit, Dec. 17, 1960

Season

Overall:

335, Venson Hamilton, 1998-99 (33 games)

Conference:

176, Venson Hamilton, 1998-99 (16 games)

Freshman:

161, Dave Hoppen, 1982-83 (32 games)

Average:

11.7, Chuck Jura, 1971-72 (305 in 26 games)

Conference Average:

11.4, Chuck Jura, 1971-72 (159 in 14 games)

Career

Overall:

1,080, Venson Hamilton, 1996-99 (129 games)

Conference:

499, Venson Hamilton, 1996-99 (59 games)

Average:

10.4, Rex Ekwall, 1955-57 (679 in 65 games)

Conference Average:

10.5, Leroy Chalk, 1969-71 (442 in 42 games)

Win/Loss Streaks

Double-Figure Winning Streaks

	Season	Win Streak	Date Started	Date Ended
1.	1990-91	14 games	11-28-90	1-22-91
	1911-12/12-13	14 games	1-27-12	1-25-13
3.	1919-20/20-21	13 games	2-6-20	1-3-21
	1897-98/1900-01	13 games	2-22-1898	1901*
5.	1912-13	12 games	1-31-13	3-12-13
6.	1993-94	11 games	12-3-93	1-19-94
	1905-06/06-07	11 games	2-25-06	2-15-07
8.	1994-95	10 games	11-27-94	1-4-95
	1977-78	10 games	12-2-77	12-29-77

Consecutive Conference Victories: 29, all eight in 1911-12, all 10 in 1912-13, all seven in 1913-14, first four in 1914-15 (ended at Kansas, 43-18, Jan. 22, 1915)

Consecutive Home Victories: 20, all 11 games in 1965-66, first nine games in 1966-67 (ended by Kansas, 64-57, March 4, 1967)

Consecutive Home Conference Victories: 15, all four games in 1911-12, all five games in 1912-13, all four games in 1913-14, first two games in 1914-15 (ended by Drake, 20-19, Feb. 19, 1915)

Consecutive Losses: 13, final 6 games of 1931-32, first seven games of 1932-33 (ended vs. Kansas State, 31-25, Jan. 14, 1933)

Consecutive Conference Losses: 12, last six in 1943-44, first six in 1944-45 (ended vs. Kansas, 59-45, Feb. 10, 1945)

Consecutive Home Losses: 7, games five through 11 in 1962-63 (ended vs. Oklahoma State, 49-48, Feb. 25, 1963)

Consecutive Home Conference Losses: 9, last four games of 1961-62, first five of games of 1962-63 (ended vs. Oklahoma State, 49-48, Feb. 25, 1963)

Assists (Since 1974)

Game

Assists:

18, Brian Carr, at Evansville, Jan. 3, 1985

Conference*:

13, Brian Carr, vs. Missouri, Jan. 28, 1987

Half:

10, Brian Carr, at Evansville, Jan. 3, 1985 (2nd)

Opponent:

18, Tom Kivisto, Kansas, at Kansas City, Mo., Dec. 29, 1973
(Big Eight Holiday Tournament)

*Note: Carr had 14 assists at Kansas in a Big Eight Tournament game, March 5, 1985.

Season

Assists:

237, Brian Carr, 1984-85 (30 games)

Conference:

113, Brian Carr, 1984-85 (14 games)

Freshman:

144, Tyronn Lue, 1995-96 (35 games)

Average:

7.90, Brian Carr, 1984-85 (237 in 30 games)

Conference Average:

8.10, Brian Carr, 1984-85 (113 in 14 games)

Career

Assists:

682, Brian Carr, 1984-87 (123 games)

Conference:


297, Brian Carr, 1984-87 (56 games)

Average:

5.54, Brian Carr, 1984-87 (682 in 123 games)

Conference Average:

5.30, Brian Carr, 1984-87 (297 in 56 games)



Rich King tied a then-school record with 40 points in a single game as a senior.

Individual Records

Steals (Since 1970)

Game

Steals:

- 8, Greg Downing vs. Missouri-Kansas City, Dec. 8, 1982
- 8, Cookie Belcher at Texas Tech, Feb. 20, 1999
- 8, Venson Hamilton vs. Texas Tech, March 4, 1999
- 8, Cookie Belcher vs. Oklahoma State, Feb. 7, 2001

Conference:

- 8, Cookie Belcher at Texas Tech, Feb. 20, 1999
- 8, Cookie Belcher vs. Oklahoma State, Feb. 7, 2001

Opponent:

- 8, Alvin Robertson at Arkansas, Jan. 3, 1983
- 8, Dominick Young at Fresno State, March 22, 1996
- 8, Jose Winston Colorado, Jan. 23, 1999

Season

Steals:

- 102, Cookie Belcher, 1998-99 (32 games)

Freshman:

- 87, Cookie Belcher, 1996-97 (33 games)

Career

Steals:

- 353, Cookie Belcher, 1997-2001 (131 games)

Conference:

- 163, Cookie Belcher, 1997-2001 (64 games)

Blocked Shots (Since 1970)

Game

Blocks:

- 9, Mikki Moore vs. Coppin State, Dec. 6, 1996

Conference:

- 7, Rich King at Oklahoma State, Jan. 20, 1990
- 7, Kimani Ffriend at Kansas State, Jan. 30, 2001

Opponent:

- 8, Walter Downing, DePaul, March 28, 1983 (NIT)
- 8, John Flippen, Baylor, March 9, 2000 (B12)

Season

Blocks:

- 91, Derrick Chandler, 1991-92 (29 games)

Conference:

- 43, Venson Hamilton, 1998-99 (16 games)

Freshman:

- 39, Venson Hamilton, 1995-96 (32 games)

Career

Blocks:

- 241, Venson Hamilton, 1996-99 (129 games)

Conference:

- 106, Venson Hamilton, 1996-99 (59 games)

Minutes Played

Game

Minutes Played:

- 60, Jack Moore and Andre Smith, vs. Ala.-Birmingham, Dec. 22, 1979 (4OT)

Season

Games Played:

- 35, Terrance Badgett, Bernard Garner, Tyronn Lue, Mikki Moore, Erick Strickland, 1995-96

Games Started:

- 34, Beau Reid, Clifford Scales, 1990-91
- 34, Jaron Boone, Bernard Garner, Tyronn Lue, Erick Strickland, 1995-96

Minutes Played:

- 1,155, Dave Hoppen, 1984-85 (30 games)

Conference Minutes Played:

- 614, Tyronn Lue, 1996-97 (16 games)

Minutes Played Per Game:

- 38.5, Dave Hoppen, 1984-85 (1,155 in 30 games)

Conference Minutes Played Per Game:

- 39.1, Dave Hoppen, 1984-85 (548 in 14 games)

Career

Games Played:

- 131, Cookie Belcher, 1997-2001

Consecutive Games Played:

- 123, Brian Carr, 1984-87

Games Started:

- 128, Cookie Belcher, 1997-2001 (131 games)

Consecutive Games Started:

- 111, Dave Hoppen, 1983-86

Minutes Played:

- 4,095, Cookie Belcher, 1997-2001 (131 games)

Conference Minutes Played:

- 2,004, Cookie Belcher, 1997-2001 (64 games)

Minutes Played Per Game, Four-Year Career:

- 33.4, Dave Hoppen, 1983-86 (3,711 in 111 games)

Minutes Played Per Game, Three-Year Career:

- 34.5, Andre Smith, 1979-81 (2,901 in 84 games; minutes not available for Smith's freshman year, 1978)

Minutes Played Per Game, Two-Year Career:

- 33.3, Stan Cloudy, 1983-84 (2,066 in 62 games)

Conference Minutes Played Per Game:

- 35.5, Tyronn Lue, 1996-98 (1,633 in 46 games)



Erick Strickland is one of only two Huskers, along with Terrance Badgett, to play 35 games in a single season.

Team Game and Season Records

Points

Game

Overall:

117, vs. Oklahoma (113), at Kansas City, Mo.,
March 8, 1991 (OT, B8T); vs. Harvard (79), Dec. 1, 1989

Conference:

111, at Oklahoma (99), Jan. 26, 1991 at Oklahoma (115),
Feb. 14, 1994 (OT)

Home Court:

117, vs. Harvard (79), Dec. 1, 1989

Opponent's Court:

111, at Oklahoma (99), Jan. 26, 1991
111, at Oklahoma (115), Feb. 14, 1994 (OT)

Neutral Court:

117, vs. Oklahoma (113), at Kansas City, Mo., March 8, 1991 (OT, B8T)

First Half:

64, vs. Tennessee Tech, Dec. 14, 1990

Second Half:

66, vs. Oklahoma, Feb. 16, 1991

Both Teams:

230, at Oklahoma (133), Nebraska (97), Feb. 21, 1987
230, Nebraska (117), Oklahoma (113), at Kansas City, Mo.,
March 8, 1991 (OT, B8T)

Losing Effort:

111, at Oklahoma (115), Feb. 14, 1994 (OT)

Margin of Victory:

74, Nebraska (82), at Crete (8), Jan. 4, 1907

Margin of Defeat:

56, at Kansas (102), Nebraska (46), Feb. 8, 1958

Players Scoring in Double Figures:

8, at Oklahoma, Jan. 26, 1991, [Tony Farmer (22), Carl Hayes (16),
Beau Reid (14), Rich King (12), Jose Ramos (12), Eric Piatkowski
(11), Keith Moody (11), Clifford Scales (10)]
8, vs. Appalachian State, Dec. 31, 1994, [Erick Strickland (21),
Jaron Boone (17), Mikki Moore (12), Chris Sallee (12), Tom Wald
(11), Melvin Brooks (10), Terrance Badgett (10), Chester Surles (10)]

Opponent:

133, at Oklahoma (NU 97), Feb. 21, 1987

Opponent, Half:

70, at Oklahoma, Feb. 21, 1987 (2nd)

Season

Overall:

2,977, 1990-91 (34 games)

Conference:

1,219, 1993-94 (14 games)

Average:

87.6, 1990-91 (2,977 in 34 games)

Conference Average:

87.1, 1993-94 (1,219 in 14 games)

Opponent:

2,672, 1990-91 (34 games)

Opponent, Conference:

1,297, 1989-90 (14 games)

Opponent Average:

86.1, 1989-90 (2,410 points in 28 games)

Opponent Conference Average:

92.6, 1989-90 (1,297 in 14 games)

NU 100-Point Games:

7, 1990-91

Opponent 100-Point Games:

6, 1989-90

Field Goals

Game

Made:

51, vs. Nevada-Reno, Dec. 14, 1970 (81 attempts)

Conference Made:

44, vs. Missouri, Jan. 28, 1967 (86 attempts)

Attempted:

97, vs. Cal State Fullerton, Dec. 4, 1967 (41 made)

Conference Attempted:

83, vs. Oklahoma, Jan. 25, 1992 (28 made)

Percentage:

.750, vs. Nebraska-Omaha, Jan. 25, 1988 (42-56)

Conference Percentage:

.679, at Kansas, Feb. 5, 1980 (19-28)

Half Percentage:

.840, vs. Nebraska-Omaha, Jan. 25, 1988 (1st, 21-25)

Conference Half Percentage:

.833, vs. Iowa State, Feb. 21, 1985 (15-18, 2nd)

Opponent Made:

50, at Oklahoma, Feb. 21, 1987 (88 attempts)

Opponent Attempted:

91, three times, most recently at Southern Utah, Nov. 30, 1991 (39 made)

Opponent Percentage:

.771, Kansas State, at Lincoln, Neb., Feb. 3, 1982 (27-35)

Opponent Half Percentage:

.857, Kansas State, at Lincoln, Neb., Feb. 3, 1982 (12-14, 1st)

Season

Made:

1,081, 1990-91 (2,185 attempts)

Conference Made:

439, 1997-98 (976 attempts)

Attempted:

2,185, 1990-91 (1,081 made)

Conference Attempted:

976, 1997-98 (439 made)

Percentage:

.514, 1983-84 (786-1,529)

Conference Percentage:

.511, 1982-83 (346-677)

Opponent Percentage:

.521, 1979-80 (856-1,644)

Opponent Conference Percentage:

.530, 1979-80 (366-694)

Team Game and Season Records

Three-Point Field Goals

Game

Made:

14, at Oklahoma, March 7, 1992 (36 attempts)

Attempted:

36, at Oklahoma, March 7, 1992 (14 made)

Percentage*:

.667, vs. Chicago State, Jan. 16, 1990 (8-12)

.667, vs. Western Illinois, Nov. 19, 1997 (10-15)

.667, vs. Pacific, Jan. 4, 2000 (10-15)

Conference Percentage*:

.600, at Oklahoma, Feb. 21, 1987 (8-13)

.600, vs. Kansas State, Feb. 3, 1990 (6-10)

Opponent Made:

17, at Oklahoma, Feb. 21, 1987 (27 attempts)

Opponent Attempted:

37; Baylor, Feb. 14, 1998 (9 made)

Opponent Percentage*:

.765, at Kansas State, Jan. 10, 1987 (13-17)

*Minimum 10 attempts

Season

Made:

194, 1993-94 (564 attempts)

Conference Made:

110, 2000-01 (282 attempts)

Attempted:

564, 1993-94 (194 made)

Conference Attempted:

282, 2000-01 (110 made)

Percentage:

.383, 2000-01 (184-480)

Conference Percentage:

.413, 1986-87 (52-126)

Opponent Percentage:

.423, 1986-87 (143-338)

Opponent Conference Percentage:

.500, 1986-87 (59-118)

Free Throws

Game

Made:

43, vs. Texas, Jan. 3, 1996 (59 att.)

Attempted:

60, vs. Kansas State, Jan. 11, 1954 (36 made)

No Misses:

17, at Oklahoma State, Jan. 31, 1979

No Misses, Half:

17, vs. Oklahoma, at Kansas City, Mo., March 8, 1991 (1st, B8T)

Consecutive Made:

25 vs. Oklahoma, at Kansas City, Mo., Dec. 28, 1967

Opponent Made:

44, Oklahoma State, at Lincoln, Neb., Feb. 14, 1990 (52 attempts)

Opponent Attempted:

52, Oklahoma State, at Lincoln, Neb., Feb. 14, 1990 (44 made)

Opponent No Misses:

16, at Kansas State, Jan. 26, 1980

Season

Made:

690, 1990-91 (981 attempts)

Conference Made:

301, 1990-91 (417 attempts)

Attempted:

981, 1990-91 (690 made)

Conference Attempted:

417, 1990-91 (301 made)

Percentage:

.765, 1967-68 (504-659)

Conference Percentage:

.782, 1993-94 (258-330)

Consecutive Made:

34, 1985-86 (last 13 at Oklahoma, Jan. 29; first 21 at Colorado, Feb. 1)

Opponent Percentage:

.750, 1979-80 (389-519)

Opponent Conference Percentage:

.800, 1979-80 (179-212)

Rebounds

Game

Rebounds:

77, vs. Kansas State, Feb. 18, 1957

Opponent:

77, at Kansas, Feb. 23, 1957

Season

Rebounds:

1,454, 1990-91 (34 games)

Conference:

655, 1959-60 (14 games)

Average:

48.8, 1959-60 (1,170 in 24 games)

Conference Average:

46.8, 1959-60 (655 in 14 games)

Highest Margin:

+6.6, 1990-91 (42.8-36.2)

Highest Rebound Percentage:

.542, 1990-91 (1,454-1,230)

Opponent Average:

49.6, 1959-60 (1,191 in 24 games)

Assists (Since 1974)

Game

Assists:

36, vs. Montana State, Dec. 23, 1977

Conference:

31, vs. Iowa State, Feb. 4, 1973

Opponent:

36, at Oklahoma, Feb. 21, 1987

Season

Assists:

696, 1990-91 (34 games)

Conference:

289, 1984-85 (14 games)

Average:

20.5, 1984-85 (615 in 30 games)

Conference Average:

20.6, 1984-85 (289 in 14 games)

Opponent:

579, 1990-91 (34 games)

Opponent Conference:

309, 1989-90 (14 games)

Team Game and Season Records

Turnovers (Since 1978)

Game

Fewest:

- 4, vs. Pacific (Calif.), at Las Cruces, N.M., Dec. 19, 1975;
- 4, vs. Kansas State, Feb. 3, 1982
- 4, vs. Oklahoma, Feb. 2, 1983

Most:

- 30, at Iowa State, Jan. 20, 1988; at Ohio State, Dec. 14, 1988
- 30, vs. Texas, Jan. 3, 1996

Fewest by Opponent:

- 4, by Western Kentucky at Evansville, Jan. 3, 1985, March 14, 1986 (NCAA)

Most by Opponent:

- 35, Denver, at Lincoln, Neb., Nov. 26, 1982

Season

Fewest:

- 302, 1981-82 (28 games)

Fewest Conference:

- 132, 1981-82 (14 games)

Most:

- 627, 1995-96 (35 games)

Most Conference:

- 310, 1999-2000 (16 games)

Fewest Per Game:

- 10.8, 1981-82 (302 in 29 games)

Most Per Game:

- 19.3, 1999-2000 (579 in 30 games)

Fewest Opponent:

- 363, 1985-86 (30 games)

Fewest Opponent Conference:

- 168, 1984-85 (14 games)

Most Opponent:

- 618, 1990-91 (34 games)

Most Opponent Conference:

- 291, 1998-99 (16 games)

Blocked Shots (Since 1978)

Game

Most:

- 15, vs. Coppin State, Dec. 6, 1996

Conference:

- 11, vs. Kansas State, Jan. 12, 1995

Opponent:

- 13, vs. Kansas State, Jan. 15, 1997

Season

Most:

- 202, 1996-97 (33 games)

Conference:

- 85, 1996-97 (16 games)

Opponent:

- 141, 1996-97 (33 games)

Opponent Conference:

- 88, 1996-97 (16 games)

Steals (Since 1978)

Game

Steals:

- 23, vs. Texas Tech, March 4, 1999

Conference:

- 21, vs. Texas, Jan. 10, 1999

Opponent:

- 20, at Oklahoma, Jan. 14, 1993

Season

Steals:

- 359, 1998-99 (33 games)

Conference:

- 166, 1998-99 (16 games)

Opponent:

- 327, 1995-96 (35 games)

Opponent Conference:

- 165, 1991-92 (14 games)

Games Played

Season

Played:

- 35, 1995-96 (21-14)

Victories:

- 26, 1990-91 (8 losses)

Conference Victories:

- 12, 1915-16 (12-0)

- 12, 1965-66 (12-2)

Home Victories:

- 17, 1982-83 (1 loss)

Road Victories:

- 12, 1990-91 (7 losses)

Percentage:

- .933, 1911-12 (14-1)

Conference Percentage:

- 1.000, 1911-12 (8-0)

- 1.000, 1912-13 (10-0)

- 1.000, 1913-14 (7-0)

- 1.000, 1915-16 (12-0)

Losses:

- 19, 1962-63 (6 wins); 1999-2000 (11 wins)

Conference Losses:

- 13, 1962-63 (1 win)

Home Losses:

- 9, 1931-32 (1 win); 1962-63 (4 wins)

Road Losses:

- 13, 1951-52 (0 wins)

- 13, 1963-64 (1 win)

- 13, 1999-2000 (1 win)

Overtimes:

- 4, 1955-56 (won 3)

- 4, 1979-80 (won 3)

- 4, 1986-87 (won 4)

- 4, 1996-97 (won 2)

Overtimes, Game:

- 4, Nebraska 92, Alabama-Birmingham 84, at Lincoln, Neb., Dec. 22, 1979

Single-Season Top 10 (overall)

Points Scored

1. Dave Hoppen (1985)	704
2. Tyronn Lue (1998)	678
3. Eric Piatkowski (1994)	646
4. Tyronn Lue (1997)	603
5. Andre Smith (1980)	600
6. Dave Hoppen (1984)	598
7. Jaron Boone (1995)	559
8. Marvin Stewart (1971)	556
9. Chuck Jura (1972)	551
10. Rich King (1991)	526

Scoring Average (Min. 400 points)

	G	Pts.	Avg.
1. Dave Hoppen (1985)	30	704	23.5
2. Dave Hoppen (1986)	19	420	22.1
3. Eric Piatkowski (1994)	30	646	21.5
4. Marvin Stewart (1971)	26	556	21.4
5. Chuck Jura (1972)	26	551	21.2
6. Tyronn Lue (1998)	32	678	21.2
7. Jerry Fort (1975)	26	525	20.2
8. Dave Hoppen (1984)	30	598	19.9
9. Andre Smith (1980)	31	600	19.4
10. Stuart Lantz (1968)	25	482	19.3

Field Goals Made

1. Dave Hoppen (1985)	270
2. Tyronn Lue (1998)	240
3. Andre Smith (1980)	237
4. Eric Piatkowski (1994)	226
5. Chuck Jura (1972)	220
Dave Hoppen (1984)	220
7. Jerry Fort (1975)	218
8. Marvin Stewart (1971)	215
Tyronn Lue (1997)	215
10. Jerry Fort (1974)	207

Field Goals Attempted

1. Tyronn Lue (1998)	547
2. Jerry Fort (1975)	508
3. Jim Buchanan (1952)	484
Jerry Fort (1974)	484
5. Tyronn Lue (1997)	476
6. Eric Piatkowski (1994)	456
7. Jaron Boone (1995)	455
8. Jerry Fort (1976)	452
9. Marvin Stewart (1971)	426
10. Dave Hoppen (1985)	418

Field Goal Percentage (Min. 5 att./team game)

	FG-FGA	Pct.
1. Larry Cox (1976)	133-198	.672
2. Dave Hoppen (1985)	270-418	.646
3. Kimani Ffriend (2001)	144-231	.623
4. Dave Hoppen (1986)	151-245	.616
5. Andre Smith (1980)	237-388	.611
6. Steffon Bradford (2001)	155-257	.603
7. Dave Hoppen (1984)	220-367	.599
8. Chuck Jura (1971)	181-306	.592
9. Pete Manning (1988)	111-188	.590
10. Andre Smith (1981)	185-314	.589

Three-Point Field Goals Made

1. Cary Cochran (2001)	78
Tyronn Lue (1998)	78
3. Jaron Boone (1995)	70
4. Eric Piatkowski (1994)	63
5. Cary Cochran (2000)	62
6. Chris Cresswell (1992)	59
Jaron Boone (1996)	59
8. Brian Carr (1987)	58
9. Ray Richardson (1989)	57
10. Erick Strickland (1995)	54

Three-Point Field Goals Attempted

1. Tyronn Lue (1998)	209
2. Jaron Boone (1995)	182
3. Eric Piatkowski (1994)	172
4. Jaron Boone (1996)	167
5. Cary Cochran (2001)	165
6. Erick Strickland (1995)	160
Cary Cochran (2000)	160
8. Brian Carr (1987)	157
9. Erick Strickland (1996)	148
10. Chris Cresswell (1992)	147

Three-Point Percentage (Min. 25 made)

	3FG-Att.	Pct.
1. Cary Cochran (2001)	78-165	.473
2. Clifford Scales (1991)	26-57	.456
3. Henry T. Buchanan (1987)	28-62	.452
4. Jamar Johnson (1992)	39-95	.411
5. Chris Cresswell (1992)	59-147	.401
6. Cary Cochran (1999)	39-98	.398
7. Cookie Belcher (1997)	30-76	.395
8. Ray Richardson (1989)	57-145	.393
9. Beau Reid (1988)	26-67	.388
Cary Cochran (2000)	62-160	.388

Free Throws Made

1. Jack Moore (1980)	184
2. Dave Hoppen (1985)	164
3. Dave Hoppen (1984)	158
4. Bob Gratopp (1969)	141
5. Tom Russell (1962)	140
6. Tony Farmer (1991)	137
7. Herschell Turner (1959)	136
Stuart Lantz (1968)	136
9. Eric Piatkowski (1994)	131
10. Venson Hamilton (1999)	130

Free Throws Attempted

1. Kimani Ffriend (2000)	221
2. Kimani Ffriend (2001)	213
3. Bill Johnson (1954)	212
4. Jack Moore (1980)	211
5. Dave Hoppen (1985)	210
6. Dave Hoppen (1984)	208
7. Venson Hamilton (1999)	198
8. Tony Farmer (1991)	197
9. Andre Smith (1980)	189
10. Herschell Turner (1959)	183

Single-Season Top 10 (overall)

Free Throw Percentage (Min. 2 att./game)

	FT-FTA	Pct.
1. Jack Moore (1982).....	123-131	.939
2. Jack Moore (1981).....	118-128	.922
3. Jack Moore (1980).....	184-211	.872
4. David Ponce (1984).....	67-77	.870
5. Kent Reckewey (1973).....	35-41	.854
6. Tom Baack (1966).....	92-108	.852
7. Brian Carr (1986).....	79-93	.849
8. Jeff Rekeweg (1988).....	74-88	.841
9. Jamar Johnson (1992).....	53-63	.841
10. Clifford Scales (1990).....	84-100	.840

Rebounds

1. Venson Hamilton (1999).....	335
2. Venson Hamilton (1998).....	315
3. Chuck Jura (1972).....	305
4. Leroy Chalk (1971).....	290
5. Rich King (1991).....	274
6. Venson Hamilton (1997).....	269
7. Kimani Ffriend (2000).....	263
8. Dave Hoppen (1985).....	258
9. Leroy Chalk (1969).....	257
10. Derrick Chandler (1993).....	252

Rebound Average (Min. 175 rebounds)

	G	Reb.	Avg.
1. Chuck Jura (1972).....	26	305	11.7
2. Rex Ekwall (1955).....	21	241	11.5
3. Bill Johnson (1954).....	21	236	11.2
4. Leroy Chalk (1971).....	26	290	11.1
5. Rex Ekwall (1956).....	21	224	10.7
6. Venson Hamilton (1999).....	33	335	10.2
7. Leroy Chalk (1969).....	26	257	9.9
8. Venson Hamilton (1998).....	32	315	9.8
Leroy Chalk (1970).....	24	235	9.8
Herschell Turner (1959).....	25	244	9.8

Assists

1. Brian Carr (1985).....	237
2. Brian Carr (1986).....	201
3. Brian Carr (1987).....	166
4. Tyronn Lue (1998).....	152
5. Jack Moore (1980).....	145
6. Tyronn Lue (1996).....	144
7. Cookie Belcher (1999).....	138
8. Tyronn Lue (1997).....	136
9. Eric Johnson (1989).....	135
Beau Reid (1989).....	135

Assists Per Game (Min. 100 Assists)

	G	Assists	APG
1. Brian Carr (1985).....	30	237	7.90
2. Brian Carr (1986).....	30	201	6.70
3. Brian Carr (1987).....	33	166	5.03
4. Tyronn Lue (1998).....	32	152	4.75
5. Jack Moore (1980).....	31	145	4.68
6. Jamar Johnson (1992).....	28	130	4.64
7. Jamar Johnson (1994).....	28	123	4.39
8. Cookie Belcher (2001).....	30	131	4.37
9. Cookie Belcher (1999).....	32	138	4.31
10. Erick Strickland (1995).....	31	133	4.29

Steals

1. Cookie Belcher (1999).....	102
2. Erick Strickland (1995).....	89
3. Cookie Belcher (1997).....	87
4. Cookie Belcher (2001).....	82
5. Cookie Belcher (1998).....	75
6. Eric Johnson (1989).....	68
7. Brian Carr (1987).....	67
Venson Hamilton (1999).....	67
9. Clifford Scales (1991).....	64
10. Tyronn Lue (1998).....	63

Blocked Shots

1. Derrick Chandler (1992).....	91
2. Mikki Moore (1997).....	88
3. Kimani Ffriend (2000).....	85
4. Venson Hamilton (1999).....	80
5. Kimani Ffriend (2001).....	74
6. Mikki Moore (1996).....	71
7. Rich King (1991).....	68
8. Mikki Moore (1995).....	67
9. Venson Hamilton (1998).....	66
10. Venson Hamilton (1997).....	56

Minutes Played

1. Dave Hoppen (1985).....	1,155
2. Tyronn Lue (1997).....	1,150
3. Tyronn Lue (1998).....	1,149
4. Jack Moore (1980).....	1,143
5. Andre Smith (1980).....	1,141
6. Brian Carr (1985).....	1,120
7. Jaron Boone (1996).....	1,105
8. Erick Strickland (1996).....	1,087
9. Venson Hamilton (1999).....	1,074
10. Brian Carr (1987).....	1,065



Derrick Chandler blocked 144 shots during his two-year career. He holds the Nebraska single-season blocked shots record with 91 rejections in 1991-92.

Single-Season Top 10 (by class)

Points Scored (since 1970)

Senior

1. Eric Piatkowski (1994)	646
2. Marvin Stewart (1971)	556
3. Chuck Jura (1972)	551
4. Rich King (1991)	526
5. Venson Hamilton (1999)	518
6. Erick Strickland (1996)	516
7. Jerry Fort (1976)	513
8. Cookie Belcher (2001)	492
9. Andre Smith (1981)	475
10. Jaron Boone (1996)	469

Junior

1. Dave Hoppen (1985)	704
2. Tyronn Lue (1998)	678
3. Andre Smith (1980)	600
4. Jaron Boone (1995)	559
5. Jerry Fort (1975)	525
6. Erick Strickland (1995)	505
7. Eric Piatkowski (1993)	502
8. Carl Hayes (1991)	469
9. Chuck Jura (1971)	455
10. Rich King (1990)	450

Sophomore

1. Tyronn Lue (1997)	603
2. Dave Hoppen (1984)	598
3. Jerry Fort (1974)	468
4. Jack Moore (1980)	458
5. Carl McPipe (1977)	440
6. Eric Piatkowski (1992)	414
7. Brian Banks (1977)	386
8. Beau Reid (1989)	382
9. Jaron Boone (1984)	366
10. Andre Smith (1979)	364

Freshman

1. Dave Hoppen (1983)	445
2. Jerry Fort (1973)	376
3. Eric Piatkowski (1991)	372
4. Cookie Belcher (1997)	305
5. Tyronn Lue (1996)	296
6. Andre Smith (1978)	278
7. Erick Strickland (1993)	243
8. Beau Reid (1988)	232
9. Larry Florence (1997)	226
10. Jaron Boone (1993)	215

Scoring Average (since 1971)

Senior

1. Dave Hoppen (1986)	22.1
2. Eric Piatkowski (1994)	21.5
3. Marvin Stewart (1971)	21.4
4. Chuck Jura (1972)	21.2
5. Jerry Fort (1976)	19.0
6. Andre Smith (1981)	18.3
7. Cookie Belcher (2001)	16.4
8. Venson Hamilton (1999)	15.7
9. Rich King (1991)	15.5
10. Erick Strickland (1996)	14.7

Junior

1. Dave Hoppen (1985)	23.5
2. Tyronn Lue (1998)	21.2
3. Jerry Fort (1975)	20.2
4. Andre Smith (1980)	19.4
5. Tyronn Lue (1997)	18.8
6. Jaron Boone (1995)	17.5
7. Chuck Jura (1971)	17.5
8. Eric Piatkowski (1993)	16.7
9. Erick Strickland (1995)	16.3
10. Rich King (1990)	16.1

Sophomore

1. Dave Hoppen (1984)	19.9
2. Tyronn Lue (1997)	18.8
3. Jerry Fort (1974)	18.0
4. Carl McPipe (1977)	15.2
5. Jack Moore (1980)	14.8
6. Eric Piatkowski (1992)	14.3
7. Andre Smith (1979)	13.5
8. Brian Banks (1977)	13.3
9. Jaron Boone (1994)	12.2
10. Carl Hayes (1990)	12.1

Freshman

1. Jerry Fort (1973)	14.5
2. Dave Hoppen (1983)	13.9
3. Eric Piatkowski (1991)	10.9
4. Andre Smith (1978)	9.3
5. Cookie Belcher (1997)	9.2
6. Ron Taylor (1974)	8.8
7. Tyronn Lue (1996)	8.5
8. Erick Strickland (1993)	8.5
9. Beau Reid (1988)	8.3
10. Larry Florence (1997)	7.5

Field Goals Made (since 1970)

Senior

1. Eric Piatkowski (1994)	226
2. Chuck Jura (1972)	220
3. Marvin Stewart (1971)	215
4. Rich King (1991)	202
5. Jerry Fort (1976)	201
6. Venson Hamilton (1999)	194
7. Andre Smith (1981)	185
8. Stan Cloudy (1984)	178
9. Cookie Belcher (2001)	177
10. Erick Strickland (1996)	174

Single-Season Top 10 (by class)

Junior


1. Dave Hoppen (1985)	270
2. Tyronn Lue (1998)	240
3. Andre Smith (1980)	237
4. Jerry Fort (1975)	218
5. Jaron Boone (1995)	199
6. Carl Hayes (1991)	192
7. Carl McPipe (1978)	190
8. Chuck Jura (1971)	181
9. Eric Piatkowski (1993)	178
10. Erick Strickland (1995)	175

Sophomore

1. Dave Hoppen (1984)	220
2. Tyronn Lue (1997)	215
3. Jerry Fort (1974)	207
4. Carl McPipe (1977)	183
5. Brian Banks (1977)	160
6. Andre Smith (1979)	146
7. Eric Piatkowski (1992)	144
8. Jaron Boone (1994)	138
9. Jack Moore (1980)	137
10. Rich King (1989)	136

Freshman

1. Dave Hoppen (1983)	163
2. Jerry Fort (1973)	151
3. Cookie Belcher (1997)	117
4. Tyronn Lue (1996)	105
Andre Smith (1978)	105
6. Larry Florence (1997)	92
7. Rickey Harris (1974)	86
8. Beau Reid (1988)	85
9. Erick Strickland (1993)	84
10. Terrance Badgett (1993)	81



Larry Florence started off his career on a high note, ranking among the top 10 for rookies at Nebraska in points, field goals made and rebounds.

Three-Pointers Made (since 1987)

Senior

1. Eric Piatkowski (1994)	63
2. Jaron Boone (1996)	59
Chris Cresswell (1992)	59
4. Brian Carr (1987)	58
5. Erick Strickland (1996)	52
6. Cookie Belcher (2001)	48
Ray Richardson (1990)	48
8. Henry T. Buchanan (1988)	39
9. Carl Hayes (1992)	31
10. Beau Reid (1991)	30

Junior

1. Cary Cochran (2001)	78
Tyronn Lue (1998)	78
3. Jaron Boone (1995)	70
4. Ray Richardson (1989)	57
5. Erick Strickland (1995)	54
6. Danny Walker (2000)	53
7. Eric Piatkowski (1993)	48
8. Cookie Belcher (1999)	39
9. Troy Piatkowski (1998)	38
10. Jamar Johnson (1993)	28
Henry T. Buchanan (1987)	28

Sophomore

1. Cary Cochran (2000)	62
2. Tyronn Lue (1997)	47
Eric Piatkowski (1992)	47
4. Erick Strickland (1994)	41
5. Jamar Johnson (1992)	39
6. Chris Cresswell (1990)	37
7. Jaron Boone (1994)	35
8. Cookie Belcher (1998)	29
Beau Reid (1989)	29

Freshman

1. Eric Piatkowski (1991)	44
2. Cary Cochran (1999)	39
3. Erick Strickland (1993)	32
4. Cookie Belcher (1997)	30
5. Beau Reid (1988)	26
6. Brian Conklin (2001)	23
7. Tyronn Lue (1996)	20
8. Jaron Boone (1993)	17
9. Andre Woolridge (1993)	11
10. Terrance Badgett (1993)	10

Single-Season Top 10 (by class)

Rebounds (since 1972)

Senior

1. Venson Hamilton (1999)	335
2. Chuck Jura (1972)	305
3. Rich King (1991)	274
4. Derrick Chandler (1993)	252
5. Mikki Moore (1997)	245
6. Steffon Bradford (2001)	244
7. Kimani Ffriend (2001)	229
8. Bruce Chubick (1994)	219
9. Bill Jackman (1987)	213
10. Pete Manning (1989)	201

Junior

1. Venson Hamilton (1998)	315
2. Kimani Ffriend (2000)	263
3. Dave Hoppen (1985)	258
4. Tony Farmer (1991)	251
Andre Smith (1980)	251
6. Steffon Bradford (2000)	243
7. Derrick Chandler (1992)	238
8. Carl McPipe (1978)	228
9. Bernard Garner (1996)	222
10. Andy Markowski (1998)	212

Sophomore

1. Venson Hamilton (1997)	269
2. Carl McPipe (1977)	241
3. Bob Siegel (1975)	227
4. Dave Hoppen (1984)	207
5. Mikki Moore (1995)	198
6. Rich King (1989)	195
7. Andre Smith (1979)	186
8. Eric Piatkowski (1992)	184
9. Bruce Chubick (1992)	166
10. Beau Reid (1989)	161

Freshman

1. Venson Hamilton (1996)	161
Dave Hoppen (1983)	161
3. Andre Smith (1978)	144
4. Cookie Belcher (1997)	126
5. Eric Piatkowski (1991)	125
6. Rickey Harris (1974)	116
7. Larry Florence (1997)	113
8. Terrance Badgett (1993)	109
9. Tyronn Lue (1996)	106
Jerry Fort (1973)	106

Assists (since 1974)

Senior

1. Brian Carr (1987)	166
2. Eric Johnson (1989)	135
3. Jaron Boone (1996)	134
4. Cookie Belcher (2001)	131
5. Beau Reid (1991)	130
6. David Ponce (1984)	124
7. Jamar Johnson (1994)	123
8. Erick Strickland (1996)	119
Allen Holder (1977)	119
10. Jack Moore (1982)	109

Junior


1. Brian Carr (1996)	201
2. Tyronn Lue (1998)	152
3. Cookie Belcher (1999)	138
4. Erick Strickland (1995)	133
5. Tom Wald (1995)	128
6. Jaron Boone (1995)	116
7. Eric Johnson (1988)	112
8. Clifford Scales (1990)	110
9. Jack Moore (1981)	108
10. Stan Cloudy (1983)	106

Sophomore

1. Brian Carr (1985)	237
2. Jack Moore (1980)	145
3. Tyronn Lue (1997)	136
4. Beau Reid (1989)	135
5. Jamar Johnson (1992)	130
6. Cookie Belcher (1998)	124
7. Jaron Boone (1994)	109
8. Eric Piatkowski (1992)	97
9. Erick Strickland (1994)	96
Brian Banks (1977)	96

Freshman

1. Tyronn Lue (1996)	144
2. Jaron Boone (1993)	87
3. Brian Carr (1984)	78
4. Cookie Belcher (1997)	68
Eric Piatkowski (1991)	68
6. Erick Strickland (1993)	66
7. Clifford Scales (1988)	63
8. Andre Woolridge (1993)	61
9. Beau Reid (1988)	60
10. Mike Naderer (1978)	41
Dave Hoppen (1983)	41



Cookie Belcher finished his career as the NU and Big 12 all-time steals leader, and is third in NCAA history with 353.

Single-Season Top 10 (by class)

Steals (since 1979)

Senior	
1. Cookie Belcher (2001)	82
2. Eric Johnson (1989)	68
3. Venson Hamilton (1999)	67
Brian Carr (1987)	67
5. Clifford Scales (1991)	64
6. Erick Strickland (1996)	61
7. Henry T. Buchanan (1988)	48
8. Eric Piatkowski (1994)	46
Greg Downing (1983)	46
10. Curtis Moore (1985)	45
Junior	
1. Cookie Belcher (1999)	102
2. Erick Strickland (1995)	89
3. Tyronn Lue (1998)	63
4. Eric Johnson (1988)	60
5. Carl Hayes (1991)	54
6. Venson Hamilton (1998)	53
7. Jamar Johnson (1993)	52
8. Stan Cloudy (1983)	45
9. Andy Markowski (1998)	44
Clifford Scales (1990)	44
Sophomore	
1. Cookie Belcher (1998)	75
2. Erick Strickland (1994)	60
3. Venson Hamilton (1997)	46
4. Jack Moore (1980)	42
5. Tyronn Lue (1997)	41
6. Brian Carr (1985)	40
7. Jamar Johnson (1992)	38
Carl Hayes (1990)	38
9. Cary Cochran (2000)	37
Clifford Scales (1989)	37
Freshman	
1. Cookie Belcher (1997)	87
2. Tyronn Lue (1996)	50
3. Erick Strickland (1993)	47
4. Clifford Scales (1988)	32
5. Jaron Boone (1993)	26
6. Beau Reid (1988)	24
7. Chad Johnson (1998)	22
Eric Piatkowski (1991)	22
9. Brian Carr (1984)	21
Venson Hamilton (1996)	20
Greg Downing (1980)	20

Blocked Shots (since 1978)

Senior	
1. Mikki Moore (1997)	88
2. Venson Hamilton (1999)	80
3. Kimani Ffriend (2001)	74
4. Rich King (1991)	68
5. Derrick Chandler (1993)	53
6. Carl McPipe (1979)	30
7. Cookie Belcher (2001)	21
Pete Manning (1989)	21
Derrick Vick (1988)	21
10. Melvin Brooks (1995)	20
Eric Piatkowski (1994)	20
Carl Hayes (1992)	20
Andre Smith (1981)	20
Junior	
1. Derrick Chandler (1992)	91
2. Kimani Ffriend (2000)	85
3. Mikki Moore (1996)	71
4. Venson Hamilton (1998)	66
5. Rich King (1990)	45
6. Carl Hayes (1991)	29
7. Leonard Johnson (1982)	23
8. Cookie Belcher (1999)	22
Bernard Garner (1996)	22
10. Tony Farmer (1991)	19
Derrick Vick (1987)	19
Sophomore	
1. Mikki Moore (1995)	67
2. Venson Hamilton (1997)	56
3. Rich King (1989)	50
4. Terrance Badgett (1994)	26
5. Louis Truscott (2000)	24
6. Bruce Chubick (1992)	23
7. Carl Hayes (1990)	21
8. Eric Piatkowski (1992)	18
Greg Downing (1981)	18
10. Andre Smith (1979)	17
Freshman	
1. Venson Hamilton (1996)	39
2. Cookie Belcher (1997)	20
Rich King (1988)	20
4. Brant Harriman (1988)	19
Dave Hoppen (1983)	19
6. Eric Piatkowski (1991)	18
7. Greg Downing (1980)	15
8. Chad Johnson (1998)	13
Terrance Badgett (1993)	13
10. Louis Truscott (1999)	12

Career Top 10

Points**

1. Dave Hoppen (1983-86)	2,167
2. Eric Piatkowski (1991-94)	1,934
3. Jerry Fort (1973-76)	1,882
4. Andre Smith (1978-81)	1,717
5. Jaron Boone (1993-96)	1,609
6. Erick Strickland (1993-96)	1,586
7. Tyronn Lue (1996-98)	1,577
8. Cookie Belcher (1997-2001)	1,552
9. Rich King (1988-91)	1,475
10. Venson Hamilton (1996-99)	1,416

**For top-60 scoring, see page 130, and for all 22 1,000-point scorers, see pages 180-183.

Scoring Average (Min. 675 Points)

	G	Pts.	Avg.
1. Dave Hoppen (1983-86)	111	2,167	19.5
2. Jerry Fort (1973-76)	105	1,882	17.9
3. Tom Baack (1966-68)	75	1,299	17.3
4. Marvin Stewart (1969-71)	75	1,138	17.2
5. Stuart Lantz (1969-71)	75	1,269	16.9
6. Chuck Jura (1970-72)	77	1,255	16.3
7. Tyronn Lue (1996-98)	99	1,577	15.9
8. Eric Piatkowski (1991-94)	123	1,934	15.7
9. Andre Smith (1978-81)	114	1,717	15.1
10. Herschell Turner (1958-60)	72	1,056	14.7

Field Goals Made

1. Dave Hoppen (1983-86)	804
2. Jerry Fort (1973-76)	777
3. Eric Piatkowski (1991-94)	676
4. Andre Smith (1978-81)	673
5. Jaron Boone (1993-96)	575
6. Rich King (1988-91)	564
7. Tyronn Lue (1996-98)	560
8. Carl McPipe (1976-79)	546
9. Erick Strickland (1993-96)	535
10. Venson Hamilton (1996-99)	528

Field Goals Attempted

1. Jerry Fort (1973-76)	1,793
2. Eric Piatkowski (1991-94)	1,436
3. Dave Hoppen (1983-86)	1,341
4. Jaron Boone (1993-96)	1,327
5. Tyronn Lue (1996-98)	1,255
6. Erick Strickland (1993-96)	1,219
7. Larry Florence (1997-2000)	1,150
8. Andre Smith (1978-81)	1,148
9. Tom Baack (1966-68)	1,138
10. Carl McPipe (1976-79)	1,126

Field Goal Percentage (Min. 400 att.)

	FG-FGA	Pct.
1. Larry Cox (1974-76)	270-432	.625
2. Dave Hoppen (1983-86)	804-1,341	.600
3. Andre Smith (1978-81)	673-1,148	.586
4. Kimani Ffriend (2000-01)	267-460	.580
5. Rich King (1988-91)	564-1,000	.564
6. Bruce Chubick (1991-94)	303-540	.561
7. Mikki Moore (1994-97)	274-676	.553
8. Chuck Jura (1970-72)	500-910	.549
9. Bernard Day (1985-86)	309-567	.545
10. Pete Manning (1988-89)	242-446	.543

Three-Point Field Goals Made

1. Eric Piatkowski (1991-94)	202
2. Jaron Boone (1993-96)	181
3. Cary Cochran (1999-present)	179
Erick Strickland (1993-96)	179
5. Cookie Belcher (1997-2001)	146
6. Tyronn Lue (1996-98)	145
7. Ray Richardson (1989-90)	105
8. Chris Cresswell (1990-92)	103
9. Jamar Johnson (1992-94)	95
10. Beau Reid (1988-91)	86

Three-Point Field Goals Attempted

1. Eric Piatkowski (1991-94)	564
2. Erick Strickland (1993-96)	512
3. Jaron Boone (1993-96)	501
4. Cookie Belcher (1997-2001)	450
5. Cary Cochran (1999-present)	423
6. Tyronn Lue (1996-98)	407
7. Ray Richardson (1989-90)	278
8. Jamar Johnson (1992-94)	264
9. Chris Cresswell (1990-92)	261
10. Beau Reid (1988-91)	242

Three-Point FG Percentage (Min. 90 att.)

	3FG	3PA	Pct.
1. Cary Cochran (1999-present)	179	423	.423
2. Clifford Scales (1988-91)	45	110	.409
3. Henry T. Buchanan (1987-88)	67	165	.406
4. Chris Cresswell (1990-92)	103	261	.395
5. Ray Richardson (1989-90)	105	278	.378
6. Brian Carr (1984-87)	58	157	.369
7. Danny Walker (2000)	53	145	.366
8. Jaron Boone (1993-96)	181	501	.361
9. Jamar Johnson (1992-94)	95	264	.360
10. Eric Piatkowski (1991-94)	202	564	.358

Free Throws Made

1. Dave Hoppen (1983-86)	559
2. Jack Moore (1979-82)	446
3. Eric Piatkowski (1991-94)	380
4. Andre Smith (1978-81)	371
5. Venson Hamilton (1996-99)	360
6. Rich King (1988-91)	345
7. Erick Strickland (1993-96)	337
8. Jerry Fort (1973-76)	328
9. Bob Gratopp (1968-70)	316
10. Herschell Turner (1958-60)	314

Free Throw Attempts

1. Dave Hoppen (1983-86)	724
2. Venson Hamilton (1996-99)	590
3. Andre Smith (1978-81)	562
4. Rich King (1988-91)	510
5. Jack Moore (1979-82)	495
6. Eric Piatkowski (1991-94)	489
7. Jerry Fort (1973-76)	486
8. Bill Johnson (1952-54)	484
9. Herschell Turner (1958-60)	474
10. Kimani Ffriend (2000-01)	440

Career Top 10

Free Throw Percentage (Min. 200 att.)

	FT-FTA	Pct.
1. Jack Moore (1979-82)	446-495	.901
2. Tom Baack (1966-68)	247-297	.832
3. Brian Carr (1984-87)	230-287	.801
4. Bob Gratopp (1968-70)	316-400	.790
Jamar Johnson (1992-94)	166-210	.790
6. Tyronn Lue (1996-98)	312-396	.788
7. Eric Piatkowski (1991-94)	380-489	.777
8. Erick Strickland (1993-96)	337-434	.776
9. Dave Hoppen (1983-86)	559-724	.772
10. Clifford Scales (1988-91)	209-272	.768

Rebounds (Since 1952)

1. Venson Hamilton (1996-99)	1,080
2. Leroy Chalk (1969-71)	782
3. Dave Hoppen (1983-86)	773
4. Rich King (1988-91)	761
5. Andre Smith (1978-81)	753
6. Chuck Jura (1970-72)	740
7. Carl McPipe (1976-79)	723
8. Rex Ekwall (1955-57)	679
9. Eric Piatkowski (1991-94)	664
10. Mikki Moore (1994-97)	661

Rebound Average (Min. 400 Rebounds)

	G	Reb.	Avg.
1. Rex Ekwall (1955-57)	65	679	10.4
2. Leroy Chalk (1969-71)	76	782	10.3
3. Chuck Jura (1970-72)	77	740	9.6
4. Bill Johnson (1952-54)	65	569	9.5
5. Tom Russell (1961-62)	49	432	8.8
6. Herschell Turner (1958-60)	72	626	8.7
7. Kimani Ffriend (2000-01)	58	492	8.5
8. Venson Hamilton (1996-99)	129	1,080	8.4
9. Derrick Chandler (1992-93)	60	490	8.2
10. Steffon Bradford (2000-01)	60	487	8.1

Assists (Since 1974)

1. Brian Carr (1984-87)	682
2. Cookie Belcher (1997-2001)	477
3. Jaron Boone (1993-96)	446
4. Tyronn Lue (1996-98)	432
5. Erick Strickland (1993-96)	414
6. Jack Moore (1979-82)	382
7. Jamar Johnson (1992-94)	355
8. Clifford Scales (1988-91)	354
9. Beau Reid (1988-91)	344
10. Eric Piatkowski (1991-94)	322

Steals (Since 1978)

1. Cookie Belcher (1997-2001)	353
2. Erick Strickland (1993-96)	257
3. Venson Hamilton (1996-99)	186
4. Clifford Scales (1988-91)	177
5. Brian Carr (1984-87)	159
6. Tyronn Lue (1996-98)	154
7. Larry Florence (1997-2000)	137
8. Jaron Boone (1993-96)	131
9. Jack Moore (1979-82)	128
Eric Johnson (1988-89)	128

Blocked Shots (Since 1978)

1. Venson Hamilton (1996-99)	241
2. Mikki Moore (1994-97)	236
3. Rich King (1988-91)	183
4. Kimani Ffriend (2000-01)	159
5. Derrick Chandler (1992-1993)	144
6. Cookie Belcher (1997-2001)	83
7. Carl Hayes (1990-92)	70
8. Eric Piatkowski (1991-94)	64
Bruce Chubick (1991-94)	64
10. Andre Smith (1978-81)	61

Games Played

1. Cookie Belcher (1997-2001)	131
2. Venson Hamilton (1996-99)	129
3. Terrance Badgett (1993-96)	127
Jaron Boone (1993-96)	127
Erick Strickland (1993-96)	127
6. Rich King (1988-91)	124
Andy Markowski (1996-99)	124
8. Clifford Scales (1988-91)	123
Brian Carr (1984-87)	123
Eric Piatkowski (1991-94)	123
Larry Florence (1997-2000)	123

Games Started

1. Cookie Belcher (1997-2001)	129
2. Dave Hoppen (1983-86)	111
3. Larry Florence (1997-2000)	105
4. Jaron Boone (1993-96)	102
5. Jerry Fort (1973-76)	97
6. Tyronn Lue (1996-98)	96
7. Brian Carr (1984-87)	93
8. Clifford Scales (1988-91)	92
9. Eric Piatkowski (1991-94)	89
10. Venson Hamilton (1996-99)	88

Minutes Played

1. Cookie Belcher (1997-2001)	4,096
2. Brian Carr (1984-87)	3,739
2. Dave Hoppen (1983-86)	3,711
3. Jaron Boone (1993-96)	3,624
4. Eric Piatkowski (1991-94)	3,418
5. Jack Moore (1979-82)	3,372
6. Venson Hamilton (1996-99)	3,332
7. Clifford Scales (1988-91)	3,316
8. Tyronn Lue (1996-98)	3,293
9. Erick Strickland (1993-96)	3,235
10. Larry Florence (1997-2000)	3,125

Nebraska Team Season Bests

Victories

1. 1991	26
2. 1920	22
1978	22
1983	22
5. 1987	21
1996	21
7. 1966	20
1993	20
1994	20
1998	20
1999	20

Winning Percentage

1. 1912	.933 (14-1)
2. 1916	.929 (13-1)
3. 1920	.917 (22-2)
4. 1913	.895 (17-2)
5. 1906	.857 (12-2)
6. 1914	.833 (15-3)
1921	.833 (15-3)
8. 1966	.800 (20-5)
9. 1991	.765 (26-8)
10. 1978	.733 (22-8)

Losses

1. 1963	19
2000	19
3. 1964	18
1988	18
1990	18
6. 1932	17
1945	17
1952	17
1960	17
1973	17

Points Scored

1. 1991	2,977
2. 1996	2,808
3. 1994	2,620
4. 1989	2,535
5. 1995	2,510
6. 1993	2,497
7. 1987	2,472
8. 1997	2,407
9. 1992	2,334
10. 1998	2,290

Scoring Average

1. 1991	87.6
2. 1994	87.3
3. 1990	80.7
4. 1992	80.5
1993	80.5
6. 1996	80.2
7. 1967	78.9
8. 1995	78.4
9. 1968	78.2
10. 1966	77.2

Field Goals Made

1. 1991	1,081
2. 1996	1,007
3. 1994	956
4. 1989	936
5. 1993	908
6. 1995	907
7. 1987	904
8. 1997	895
9. 1985	873
10. 1998	867

Field Goals Attempted

1. 1991	2,185
2. 1996	2,089
3. 1989	1,991
4. 1994	1,978
5. 1993	1,975
6. 1995	1,947
7. 1998	1,938
8. 1987	1,933
9. 1997	1,927
10. 1992	1,826

Field Goal Percentage

1. 1984	.514
2. 1983	.513
3. 1985	.512
4. 1986	.511
5. 1980	.508
6. 1971	.505
7. 1991	.495
8. 1981	.490
9. 1978	.489
10. 2001	.487

Three-Point FG Made

1. 1994	194
2. 2001	184
3. 1992	183
4. 1996	176
5. 1995	173
6. 1993	158
7. 1998	150
8. 2000	144
9. 1991	125
10. 1989	122

Three-Point FG Attempted

1. 1994	564
2. 1995	504
3. 1996	494
4. 1992	489
5. 2001	480
6. 1993	468
7. 1998	436
8. 2000	434
9. 1999	365
10. 1991	358

Three-Point FG Percentage


1. 2001	.383
2. 1992	.374
3. 1987	.369
4. 1989	.364
5. 1988	.358
6. 1996	.356
7. 1990	.351
8. 1991	.349
9. 1994	.344
1998	.344

Free Throws Made

1. 1991	690
2. 1996	618
3. 1987	544
4. 1989	541
5. 1969	527
6. 1993	523
1995	523
8. 1994	514
9. 1953	510
10. 1980	507

Free Throws Attempted

1. 1991	981
2. 1996	897
3. 1989	808
4. 1953	795
5. 1987	778
6. 1954	772
7. 1995	766
8. 1993	765
9. 1997	752
10. 1992	739
1969	739



Eric Johnson holds the Devaney Center record for free throws in a game with 16 against Creighton in 1988.

Nebraska Team Season Bests

Free Throw Percentage

1. 1968756
2. 1981750
3. 1980749
4. 1994745
5. 1986743
6. 1982741
7. 1967727
8. 1976724
9. 1985720
10. 1988718

Blocked Shots (Since 1978)

1. 1997	202
2. 1996	185
3. 1992	169
4. 1991	165
5. 1999	158
6. 1998	156
7. 1995	151
8. 2000	145
9. 1993	131
10. 1994	117

Steals (Since 1978)

1. 1999	359
2. 1998	319
3. 1991	315
4. 1995	299
5. 1997	298
6. 1996	292
7. 1988	274
8. 1994	267
9. 1993	262
10. 1987	257

Rebounds

1. 1991	1,454
2. 1996	1,353
3. 1994	1,320
4. 1992	1,305
5. 1997	1,295
6. 1989	1,292
7. 1993	1,283
8. 1998	1,263
9. 2000	1,217
10. 1995	1,209

Rebound Average

1. 1960	48.8
1961	48.8
3. 1962	45.1
4. 1992	45.0
5. 1959	44.9
6. 1963	44.0
7. 1974	43.4
8. 1991	42.8
9. 1964	42.5
10. 1966	42.4

Assists (Since 1974)


1. 1991	696
2. 1985	615
3. 1996	608
4. 1989	592
5. 1994	581
6. 1995	572
7. 1986	558
8. 1983	555
9. 1993	540
1992	540

Fewest Turnovers (Since 1977)

1. 1982	302
2. 1981	318
3. 1985	339
4. 1986	341
5. 1979	364

Most Turnovers (Since 1977)

1. 1996	627
2. 1991	610
3. 1999	597
4. 1997	585
5. 1989	580



Eric Piatkowski (above) and Bruce Chubick are the only players in school history to play on four straight NCAA Tournament teams.

Husker Defensive Records (Since 1945)

Fewest Points Allowed, Season

1. 1950	1,233
2. 1949	1,322
3. 1951	1,345
4. 1948	1,356
5. 1953	1,432
6. 1958	1,478
7. 1959	1,504
8. 1955	1,508
9. 1960	1,516
10. 1957	1,519

Fewest Points Allowed Per Game

1. 1949	50.8
2. 1950	53.6
3. 1982	55.3
4. 1948	56.5
5. 1951	58.5
6. 1959	60.2
7. 1983	60.9
8. 1977	61.1
9. 1984	61.6
10. 1981	62.0

Fewest Points Allowed, Single Game

1. 32 vs. South Dakota, Dec. 3, 1949 (NU 61)
2. 34 vs. Kansas, Jan. 8, 1949 (52)
3. 38 vs. South Dakota, Dec. 16, 1947 (65)
38 vs. Santa Clara, Dec. 12, 1950 (53)
38 vs. Kansas, Feb. 11, 1961 (33)
6. 39 at San Jose State, Dec. 29, 1947 (38)
39 vs. Northwest Missouri State, Dec. 1, 1948 (59)
39 at Kansas, Feb. 11, 1961 (33)
39 vs. Northwest Missouri State, Dec. 8, 1949 (58)
39 vs. Northwest Missouri State, Dec. 4, 1950 (61)
39 vs. Air Force, Dec. 8, 1962 (43)

Most Points Allowed, Season

1. 1991	2,977
2. 1996	2,643
3. 1988	2,578
4. 1987	2,454
5. 1994	2,419

Most Points Allowed Per Game

1. 1990	86.1
2. 1994	80.6
3. 1991	78.2
4. 1989	78.1
5. 1967	77.6

100-Point Husker Games

1. 117 vs. Harvard (79), Dec. 1, 1989
117 vs. Oklahoma (113), March 8, 1991 (B8T, OT)
3. 116 vs. Nevada-Reno (71), Dec. 14, 1970
116 vs. Texas-Arlington (95), Dec. 21, 1992
5. 114 vs. Oregon (106), Nov. 25, 1995 (OT)
6. 113 vs. Augustana, S.D. (69), Nov. 26, 1983
113 vs. Tennessee Tech (92), Dec. 14, 1990
8. 111 vs. Cal State Fullerton (74), Dec. 4, 1967
111 at Oklahoma (99), Jan. 26, 1991
111 vs. Portland (85), Dec. 4, 1993
*111 at Oklahoma (115), Feb. 14, 1994 (OT)
12. 110 vs. Oklahoma (90), Jan. 27, 1968
13. 108 vs. Appalachian State (71), Dec. 31, 1994
108 vs. Colgate (76), Dec. 4, 1992
15. 107 vs. St. Louis (79), Nov. 23, 1990
16. 106 at Southern Utah (101), Nov. 30, 1991
106 vs. Colorado (67), Jan. 8, 1994
18. 105 vs. Eastern Washington (71), Jan. 14, 1984
105 vs. Northwest Missouri State (64), Jan. 5, 1987
105 vs. Toledo (68), Dec. 8, 1990
105 vs. Oklahoma (93), Feb. 16, 1991
105 vs. Oklahoma (88), March 11, 1994 (B8T)
23. 104 vs. Montana State (60), Dec. 23, 1978
104 vs. Pepperdine (100), Dec. 2, 1989
104 vs. Northern Iowa (109), Dec. 16, 1995
26. 102 vs. Eastern Washington (67), Dec. 21, 1991
102 vs. Iowa State (86), Feb. 12, 1994
28. 101 at Wisconsin (88), Dec. 1, 1965
101 vs. South Dakota (69), Dec. 1, 1984
101 at California-Irvine (109), Nov. 28, 1986
101 vs. Northeastern Illinois (60), Dec. 21, 1994
32. 100 vs. Washington State (75), Dec. 12, 1966
100 vs. South Dakota State (83), Nov. 30, 1979
100 vs. Illinois (73), Nov. 24, 1990
100 vs. Creighton (83), Dec. 10, 1992
100 vs. Southern Utah (85), Jan. 5, 1993
100 at Colorado (86), Feb. 8, 1995
100 at Oklahoma (117), Jan. 13, 1996 (3OT)

Note: Nebraska is 34-4 when it has scored 100 or more points
*Most points scored in loss

100-Point Games Against NU

1. 133 at Oklahoma, Feb. 21, 1987 (NU 97)
2. 119 by Marshall, March 13, 1967 (88, NIT)
3. 117 at Oklahoma, Jan. 13, 1996 (100, 3OT)
4. 115 at Oklahoma, Feb. 14, 1994 (111, OT)
5. 114 at Kansas State, Jan. 10, 1987 (82)
114 at Iowa State, Jan. 28, 1988 (76)
7. 113 at Oklahoma, March 5, 1988 (93)
113 by Oklahoma, March 8, 1991 (117, B8T, OT)
9. 112 at Houston, Dec. 12, 1969 (82)
10. *111 by Missouri, Jan. 13, 1990 (95)
11. 110 at Kansas, Feb. 26, 1966 (73)
12. 109 at California-Irvine, Nov. 28, 1986 (101)
109 by Southwestern Louisiana, Dec. 29, 1992 (80)
109 by Northern Iowa, Dec. 16, 1995 (104)
15. 108 at Kansas State, March 10, 1953 (80)
16. 107 at Missouri, Feb. 10, 1990 (85)
107 by Oklahoma, March 13, 1992 (85, B8T)
18. 106 at Oklahoma, March 7, 1992 (97)
106 by Oregon, Nov. 25, 1995 (114, OT)
20. 105 at Oklahoma, Jan. 31, 1990 (64)
105 at Texas, Jan. 21, 1998 (91)
22. 103 at Ohio State, Dec. 14, 1988 (76)
103 at Oklahoma, March 4, 1989 (76)
103 vs. Oklahoma State, Feb. 14, 1990 (84)
103 at Kansas, Jan. 25, 1992 (78)
26. 102 at Kansas, Feb. 8, 1958 (46)
102 at Wyoming, Dec. 7, 1966 (98)
102 at Oklahoma, Jan. 14, 1993 (89)

Husker Defensive Records (Since 1945)

- 102 at Texas, Jan. 4, 1995 (74)
 - 30. 101 at Iowa State, Feb. 24, 1990 (85)
 - 101 at Michigan State, Dec. 4, 1991 (78)
 - 101 at Southern Utah, Nov. 30, 1992 (106)
 - 101 at Texas Christian, March 15, 1999 (89)
 - 34. 100 vs. Kansas State, Dec. 26, 1963 (78)
 - 100 at Kansas, Feb. 17, 1970 (87)
 - 100 vs. Pepperdine, Dec. 2, 1989 (104)
- Note: Nebraska is 4-32 when allowing 100 or more points, (wins indicated in bold). *Most points scored against NU in Lincoln.

Fewest Points By NU

- 1. 28 at Kansas State (53), March 1, 1949
- 2. 33 vs. Kansas (38), Feb. 11, 1961
- 3. 34 vs. Kansas State (48), Dec. 27, 1948
- 4. 35 vs. Oklahoma State (52), March 16, 1949
- 5. 36 at Kansas (49), Feb. 11, 1950
- 36 at Kansas State (71), Jan. 12, 1952
- 7. 38 at San Jose State (39), Dec. 29, 1947
- 8. 39 at Oklahoma (66), Feb. 10, 1958
- 39 at Oklahoma State (54), Feb. 7, 1959
- 39 vs. Kansas (45), Feb. 23, 1963
- 39 vs. Kansas State (41), March 7, 1984

Most Points Scored by Both Teams

- 1. 230 at Oklahoma 133, Nebraska 97, Feb. 21, 1987
- 230 Nebraska 117, Oklahoma 113, March 8, 1991 (B8T, OT)
- 3. 226 at Oklahoma 115, Nebraska 111, Feb. 14, 1994 (OT)
- 4. 220 Nebraska 114, Oregon 106, Nov. 25, 1995 (OT)
- 5. 217 at Oklahoma 117, Nebraska 100, Jan. 13, 1996 (3OT)
- 6. 213 Northern Iowa 109, Nebraska 104, Dec. 16, 1995
- 7. 211 at Nebraska 116, Texas-Arlington 95, Dec. 21, 1992
- 8. 210 Nebraska 111, at Oklahoma 99, Jan. 26, 1991
- 210 at California-Irvine 109, Nebraska 101, Nov. 28, 1986
- 10. 207 Marshall 119, Nebraska 88, March 13, 1967 (NIT)
- 207 Nebraska 106, at Southern Utah 101, Nov. 30, 1991

Fewest Points Scored by Both Teams

- 1. 71 Kansas 38, at Nebraska 33, Feb. 11, 1961
- 2. 77 at San Jose State 39, Nebraska 38, Dec. 29, 1947
- 3. 80 Kansas State 41, at Nebraska 39, March 7, 1984 (B8T)
- 4. 81 at Kansas State 53, Nebraska 28, March 1, 1949
- 5. 82 Kansas State 48, Nebraska 34, Dec. 27, 1948 (KC,B7HT)
- 82 at Nebraska 43, Air Force 39, Dec. 8, 1962
- 7. 84 at Nebraska 43, Kansas 41, Feb. 22, 1958
- 84 Kansas 45, at Nebraska 39, Feb. 23, 1963
- 9. 85 Nebraska 44, at Iowa State 41, Feb. 19, 1949
- 85 at Kansas 49, Nebraska 36, Feb. 11, 1950

All-Time Largest Crowds to See NU

- 1. 25,348 Xavier, at Minneapolis, Minn., March 14, 1991 (NCAA)
- 2. 17,876 Iowa State, at Kansas City, Mo., March 8, 1996 (B8T)
- 3. 17,496 Missouri, at Kansas City, Mo., March 12, 1994 (B8T)
- 4. 17,200 Missouri, at Kansas City, Mo., March 5, 1982 (B8T)
- 5. 17,153 Oklahoma, at Kansas City, Mo., March 8, 1991 (B8T)
- 6. 17,104 Kansas State, at Kansas City, Mo., Feb. 29, 1980 (B8T)
- 7. 17,100 Kansas, at Kansas City, Mo., March 7, 1998 (B12T)
- 8. 17,100 Kansas, at Kansas City, Mo., March 5, 1999 (B12T)
- 9. 17,082 Missouri, at Kansas City, Mo., March 11, 1983 (B8T)
- 10. 16,985 Iowa State, at Kansas City, Mo., March 8, 1986 (B8T)

NU's Largest Victory Margins

Margin	Score	H/A	Opponent	Season
1. 74	82-8	A	Crete	1906-07
2. 54	57-3	A	Nebraska Wesleyan	1898-99
	54	H	Doane	1899-1900
4. 52	62-10	H	Morningside	1911-12
	52	H	Southwest Missouri State	1982-83
6. 50	93-43	H	Missouri Western State	1982-83
7. 49	63-14	H	Nebraska Wesleyan	1901-02
	49	H	Sam Houston State	1991-92
9. 47	88-41	H	Delaware State	1995-96
10. 45	52-7	H	Doane	1898-99
	45	H	Brown College "B"	1905-06
	45	H	Cotner	1913-14
	45	H	Nevada-Reno	1970-71

Note: NU's largest margin of victory over a conference opponent was 40 vs. Kansas, March 2, 1901 (48-8).

NU's Largest Victories At Devaney

Margin	Score	Opponent	Season
1. 52	98-46	Southwest Missouri State	1982-83
2. 50	93-43	Missouri Western State	1982-83
3. 49	91-42	Sam Houston State	1991-92
4. 47	88-41	Delaware State	1995-96
5. 44	104-60	Montana State	1977-78
	44	Augustana (S.D.)	1983-84
7. 43	99-56	Northeast Missouri State	1985-86
8. 42	95-52	Delaware State	1994-95
9. 41	105-64	Northwest Missouri State	1986-87
	41	Morehead State	1994-95
	41	Northeastern Illinois	1994-95
12. 40	86-46	Creighton	1981-82
	40	The Citadel	1992-93
14. 39	106-67	Colorado	1993-94
15. 38	97-59	Colorado	1988-89
	38	Harvard	1989-90
17. 37	94-57	Mesa	1982-83
	37	Toledo	1990-91
	37	Appalachian State	1994-95
	37	Grambling State	1997-98


NU's Biggest Loss Margins

Margin	Score	Opponent	Season
1. 56	46-102	at Kansas	1957-58
2. 44	29-73	at Haskell Institute	1901-02
3. 43	9-52	at Minnesota	1901-02
4. 42	27-69	at Illinois	1942-43
	42	at Kansas	1945-46
	42	vs. Colorado (at K.C.)	1954-55
7. 41	64-105	at Oklahoma	1989-90
8. 40	15-55	at DePaul	1943-44
	40	at Oklahoma State	1994-95
10. 39	4-43	at Wisconsin	1907-08
	39	at Missouri	1921-22
	39	at Oklahoma State	1964-65
	39	at Oklahoma State	1999-2000

Annual Statistical Leaders, 1947-2001

Points Scored

Year	Leader	G	Pts.	PPG
2001	Cookie Belcher	30	492	16.4
2000	Larry Florence	30	389	13.0
1999	Venson Hamilton	33	518	15.7
1998	Tyronn Lue	32	678	21.2
1997	Tyronn Lue	32	603	18.8
1996	Erick Strickland	35	516	14.7
1995	Jaron Boone	32	559	17.5
1994	Eric Piatkowski	30	646	21.5
1993	Eric Piatkowski	30	502	16.7
1992	Eric Piatkowski	29	414	14.3
1991	Rich King	34	526	15.5
1990	Rich King	28	450	16.1
1989	Beau Reid	32	382	11.9
1988	Derrick Vick	31	348	11.2
1987	Bernard Day	33	410	12.4
1986	Dave Hoppen	19	420	22.1
1985	Dave Hoppen	30	704	23.5
1984	Dave Hoppen	30	598	19.9
1983	Dave Hoppen	32	445	13.9
1982	Jack Moore	27	343	12.7
1981	Andre Smith	26	475	18.3
1980	Andre Smith	31	600	19.4
1979	Andre Smith	27	364	13.5



Erick Strickland led the Huskers in scoring in 1995-96 and is sixth on NU's career scoring chart.

1978	Carl McPipe	29	445	15.3
1977	Carl McPipe	29	440	15.2
1976	Jerry Fort	27	513	19.0
1975	Jerry Fort	26	525	20.2
1974	Jerry Fort	26	468	18.0
1973	Jerry Fort	26	376	14.5
1972	Chuck Jura	26	551	21.2
1971	Marvin Stewart	26	556	21.4
1970	Tom Scantlebury	25	361	14.4
1969	Marvin Stewart	26	381	14.6
1968	Stuart Lantz	25	482	19.3
1967	Stuart Lantz	25	481	19.2
1966	Tom Baack	25	386	15.4
1965	Fred Hare	25	380	15.2
1964	Charlie Jones	25	322	12.9
1963	Daryl Petsch	25	369	14.8
1962	Tom Russell	25	412	16.5
1961	Tom Russell	24	300	12.5
1960	Herschell Turner	24	382	15.9
1959	Herschell Turner	25	428	17.1
1958	Wilson Fitzpatrick	23	264	11.5
	Gary Reimers	23	264	11.5
1957	Rex Ekwall	23	307	13.3
1956	Rex Ekwall	21	312	14.9
1955	Willard Fagler	21	285	13.6
1954	Bill Johnson	21	382	18.2
1953	Bill Johnson	20	277	13.9
1952	Jim Buchanan	24	400	16.7
1951	Bob Pierce	23	384	16.7
1950	Bus Whitehead	23	360	15.7
1949	Claude Retherford	26	311	12.0
1948	Claude Retherford	24	259	10.8

Field Goal Percentage


Year	Leader*	G	FG-FGA	Pct.
2001	Kimani Friend	28	144-231	.623
2000	Kimani Friend	30	123-229	.537
1999	Larry Florence	33	133-262	.508
1998	Venson Hamilton	32	139-269	.517
1997	Mikki Moore	33	144-247	.583
1996	Mikki Moore	35	118-202	.584
1995	Terrance Badgett	32	106-212	.500
1994	Bruce Chubick	31	121-215	.563
1993	Bruce Chubick	31	90-173	.520
1992	Dapreis Owens	29	116-213	.545
1991	Rich King	34	202-352	.574
1990	Rich King	28	170-305	.557
1989	Richard van Poelgeest	29	103-177	.582
1988	Pete Manning	31	111-188	.590
1987	Derrick Vick	32	131-240	.546
1986	Bernard Day	30	158-280	.564
1985	Dave Hoppen	30	270-418	.646
1984	Dave Hoppen	30	220-367	.599
1983	Greg Downing	31	101-174	.580
1982	Ray Collins	28	111-221	.502
1981	Andre Smith	26	185-314	.589
1980	Andre Smith	31	237-388	.611
1979	Andre Smith	27	146-256	.570
1978	Andre Smith	27	105-190	.553
1977	Carl McPipe	29	183-376	.487
1976	Larry Cox	27	133-198	.672
1975	Larry Cox	26	72-151	.589
1974	Tom Novak	22	62-140	.443
1973	Brendy Lee	26	88-192	.458
1972	Chuck Jura	26	111-181	.613
1971	Chuck Jura	26	181-306	.592
1970	Sam Martin	22	58-116	.500
1969	Leroy Chalk	26	98-182	.538

Statistical Leaders

1968	Stuart Lantz	25	173-349	496
1967	Stuart Lantz	25	190-368	516
1966	Grant Simmons	25	131-267	491
1965	Willie Campbell	18	47-111	423
1964	Charlie Jones	25	143-320	447
1963	Ivan Grupe	25	100-210	476
1962	Tom Russell	25	136-243	560
1961	Tom Russell	24	97-201	483
1960	Herschell Turner	24	143-326	439
1959	Wayne Hester	25	68-147	463
1958	Gary Reimers	23	84-203	414
1957	Gary Reimers	23	106-229	463
1956	Rex Ekwall	21	102-237	430
1955	Rex Ekwall	21	88-194	454
1954	Bill Johnson	21	130-301	432
1953	Bill Johnson	20	80-199	422

1952	Jim Buchanan	24	173-484	357
1951	Bob Pierce	23	131-327	401
1950	Jim Buchanan	23	58-159	365
1949	Bus Whitehead	26	99-284	349
1948	Rodney Cox	24	62-180	344

*Minimum of 5 att. per game while playing in 75% of team's games



Dave Hoppen was the first Nebraska player to have his jersey retired.

Rebounds

Year	Leader	G	Reb.	RPG
2001	Kimani Ffriend	28	229	8.2
2000	Kimani Ffriend	30	263	8.8
1999	Venson Hamilton	33	335	10.2
1998	Venson Hamilton	32	315	9.8
1997	Venson Hamilton	32	269	8.4
1996	Bernard Garner	35	222	6.3
1995	Mikki Moore	32	198	6.2
1994	Bruce Chubick	31	219	7.3
1993	Derrick Chandler	31	252	8.1
1992	Derrick Chandler	29	238	8.2
1991	Rich King	34	274	8.1
1990	Rich King	28	208	7.4
1989	Pete Manning	33	201	6.1
1988	Derrick Vick	31	162	5.2
1987	Bill Jackman	33	213	6.5
1986	Bernard Day	30	198	6.6
1985	Dave Hoppen	30	258	8.6
1984	Dave Hoppen	30	207	6.9
1983	Claude Renfro	32	175	5.5
1982	Jerry Shoecraft	28	122	4.4
1981	Andre Smith	26	172	6.6
1980	Andre Smith	31	251	8.1
1979	Carl McPipe	26	196	7.5
1978	Carl McPipe	29	228	7.9
1977	Carl McPipe	29	241	8.3
1976	Larry Cox	27	166	6.1
1975	Bob Siegel	26	227	8.7
1974	Brendy Lee	26	197	7.6
1973	Brendy Lee	26	185	7.1
1972	Chuck Jura	26	305	11.7
1971	Leroy Chalk	26	290	11.2
1970	Leroy Chalk	24	235	9.4
1969	Leroy Chalk	26	257	9.9
1968	Stuart Lantz	25	179	7.2
1967	Stuart Lantz	25	193	7.7
1966	Stuart Lantz	25	199	8.0
1965	Fred Hare	25	185	7.4
1964	Charlie Jones	25	171	6.8
1963	Charlie Jones	25	204	8.2
1962	Tom Russell	25	200	8.0
1961	Tom Russell	24	232	9.7
1960	Herschell Turner	24	193	8.0
1959	Herschell Turner	25	244	9.8
1958	Herschell Turner	23	189	8.2
1957	Rex Ekwall	23	214	9.3
1956	Rex Ekwall	21	224	10.7
1955	Rex Ekwall	21	241	11.5
1954	Bill Johnson	21	236	11.2
1953	Bill Johnson	20	188	9.4
1952	Bill Johnson	19*	145	7.6


*Rebounding statistics missing for five games in 1952, and not available for seasons prior to 1952

Free Throw Percentage

Year	Leader*	G	FT-FTA	Pct.
2001	Cookie Belcher	30	90-121	.744
2000	Danny Walker	29	59-76	.776
1999	Larry Florence	33	73-99	.737
1998	Tyronn Lue	32	120-145	.828
1997	Tyronn Lue	32	126-155	.813
1996	Erick Strickland	35	116-141	.823
1995	Tom Wald	32	80-96	.833
1994	Erick Strickland	30	77-95	.811

Statistical Leaders

1993	Eric Piatkowski	30	98-129	.760
1992	Jamar Johnson	28	53-63	.841
1991	Eric Piatkowski	34	72-86	.837
1990	Clifford Scales	26	84-100	.840
1989	Eric Johnson	32	94-121	.777
1988	Jeff Rekeweg	31	74-88	.841
1987	Brian Carr	33	84-104	.808
1986	Brian Carr	30	79-93	.849
1985	Dave Hoppen	30	164-210	.781
1984	David Ponce	30	67-77	.870
1983	David Ponce	30	85-106	.802
1982	Jack Moore	27	123-131	.939
1981	Jack Moore	27	118-128	.922
1980	Jack Moore	31	184-211	.872
1979	Andre Smith	27	72-110	.655
1978	Brian Banks	30	73-103	.709
1977	Carl McPipe	29	74-108	.685
1976	Larry Cox	27	92-124	.742
1975	Larry Cox	26	78-104	.750
1974	Bob Siegel	26	42-56	.750
1973	Ricky Marsh	26	43-56	.768
1972	Kent Reckewey	19	35-41	.854
1971	Tony Riehl	26	44-58	.759
1970	Leroy Chalk	26	52-63	.825
1969	Tom Scantlebury	25	81-104	.779
1968	Bob Gratopp	26	141-178	.792
1967	Tom Baack	25	82-99	.828
1966	Tom Baack	25	73-90	.811
1965	Tom Baack	25	92-108	.852
1964	Grant Simmons	25	82-121	.678
1963	Coley Webb	24	56-88	.636
1962	Ivan Grupe	25	66-90	.733
1961	Tom Russell	25	140-182	.769
1960	Jim Kowalke	18	46-62	.742
1959	Jan Wall	24	46-62	.742
1958	Jan Wall	18	31-39	.795
1957	Herschell Turner	25	136-183	.743
1956	Gary Reimers	23	96-123	.780
1955	Rex Ekwall	23	95-127	.748
1954	Rex Ekwall	21	108-151	.715
1953	Gary Renzelman	21	53-68	.779
1952	Fred Seger	21	90-139	.647
1951	Gerald Sandbulte	18	35-47	.745



Jack Moore (14) led NU in minutes played for three straight seasons and teammate Andre Smith (40) led NU in scoring in 1979, 1980 and 1981.

1950	Joe Good	22	52-75	.693
1949	Bob Pierce	23	122-158	.772
1948	Bob Gates	23	37-49	.755
1947	Bus Whitehead	26	75-108	.694
1946	Rodney Cox	24	38-57	.667

*Minimum of 2 att. per game while playing in 75% of team's games

Three-Point Percentage

Year	Leader*	G	3FG-Att.	Pct.
2001	Cary Cochran	30	78-165	.473
2000	Cary Cochran	29	62-160	.388
1999	Cary Cochran	32	39-98	.398
1998	Tyronn Lue	32	78-209	.373
1997	Cookie Belcher	33	30-76	.395
1996	Jaron Boone	34	59-167	.353
1995	Jaron Boone	32	70-182	.385
1994	Jaron Boone	30	35-95	.368
1993	Eric Piatkowski	30	48-129	.372
1992	Jamar Johnson	28	39-95	.411
1991	Clifford Scales	34	26-57	.456
1990	Chris Cresswell	26	37-97	.381
1989	Ray Richardson	32	57-145	.393
1988	Beau Reid	28	26-67	.388
1987	Henry T. Buchanan	33	28-62	.452

*Minimum of 1.5 att. per game while playing in 75% of team's games

Assists

Year	Leader	G	No.	Avg.
2001	Cookie Belcher	30	131	4.4
2000	Danny Walker	29	97	3.3
1999	Cookie Belcher	32	138	4.3
1998	Tyronn Lue	32	152	4.8
1997	Tyronn Lue	32	136	4.3
1996	Tyronn Lue	35	144	4.1
1995	Erick Strickland	31	133	4.3
1994	Jamar Johnson	28	123	4.4
1993	Jamar Johnson	28	102	3.3
1992	Jamar Johnson	28	130	4.6
1991	Beau Reid	34	130	3.8
1990	Clifford Scales	26	110	4.2
1989	Eric Johnson/Beau Reid	32	135	4.2
1988	Eric Johnson	31	112	3.6
1987	Brian Carr	33	166	5.0
1986	Brian Carr	30	201	6.7
1985	Brian Carr	30	237	7.9
1984	David Ponce	30	124	4.1



Jamar Johnson was the point guard for three Nebraska NCAA Tournament teams, leading the Huskers in assists each season from 1992 to 1994.

Statistical Leaders

1983	Stan Cloudy	28	106	3.3
1982	Jack Moore	27	109	4.0
1981	Jack Moore	27	108	4.0
1980	Jack Moore	31	145	4.7
1979	Bob Moore	27	81	3.0
1978	Brian Banks	30	96	3.2
1977	Allen Holder	29	119	4.1
1976	Jerry Fort	27	85	3.1
1975	Steve Erwin	26	85	3.3
1974	Ricky Marsh	26	77	3.0

Blocked Shots


Year	Leader	G	No.	Avg.
2001	Kimani Ffriend	28	74	2.6
2000	Kimani Ffriend	30	85	2.8
1999	Venson Hamilton	33	80	2.4
1998	Venson Hamilton	32	66	2.1
1997	Mikki Moore	33	88	2.7
1996	Mikki Moore	35	71	2.1
1995	Mikki Moore	32	67	2.1
1994	Terrance Badgett	29	26	0.9
1993	Derrick Chandler	31	53	1.7
1992	Derrick Chandler	29	91	3.1
1991	Rich King	34	68	2.0
1990	Rich King	28	45	1.6
1989	Rich King	33	50	1.5
1988	Derrick Vick	31	21	0.7
1987	Derrick Vick	32	19	0.6
1986	Dave Hoppen	19	11	0.6
1985	Ronnie Smith	29	13	0.4
	Dave Hoppen	30	13	0.4
1984	Dave Hoppen	30	12	0.4
1983	Dave Hoppen	32	19	0.6
1982	Lenard Johnson	27	23	0.9
1981	Andre Smith	26	20	0.8
1980	Greg Downing	31	15	0.5
1979	Carl McPipe	26	30	1.2
1978	Terry Novak	30	18	0.6

Steals

Year	Leader	G	No.	Avg.
2001	Cookie Belcher	30	82	2.7
2000	Larry Florence	30	44	1.5
1999	Cookie Belcher	32	102	3.2
1998	Cookie Belcher	32	75	2.3
1997	Cookie Belcher	33	87	2.6
1996	Erick Strickland	35	61	1.7
1995	Erick Strickland	31	89	2.9
1994	Erick Strickland	30	60	2.0
1993	Jamar Johnson	31	52	1.7
1992	Jamar Johnson	28	36	1.3
1991	Clifford Scales	34	64	1.9
1990	Clifford Scales	26	44	1.7
1989	Eric Johnson	32	68	2.1
1988	Eric Johnson	31	60	1.9
1987	Brian Carr	33	67	2.0
1986	Brian Carr	30	31	1.0
1985	Curtis Moore	30	45	1.5
1984	David Ponce	30	36	1.2
1983	Greg Downing	31	46	1.5
1982	Ray Collins	28	38	1.4
1981	Jack Moore	27	36	1.3
1980	Jack Moore	31	42	1.4
1979	Brian Banks	24	34	1.4
1978	Brian Banks	30	36	1.2

Minutes Played

Year	Leader	G	Min.	Avg.
2001	Cookie Belcher	30	1,024	34.1
2000	Steffon Bradford	30	904	30.1
1999	Venson Hamilton	33	1,074	32.5
1998	Tyronn Lue	32	1,149	35.9



Mikki Moore led the Huskers in blocked shots three consecutive seasons and holds the Husker career rejection record with 236 blocked shots.

1997	Tyronn Lue	32	1,150	35.9
1996	Jaron Boone	34	1,105	32.5
1995	Jaron Boone	32	1,043	32.6
1994	Eric Piatkowski	30	972	32.4
1993	Eric Piatkowski	30	892	29.7
1992	Eric Piatkowski	29	873	30.1
1991	Clifford Scales	34	982	28.9
1990	Clifford Scales	26	824	31.7
1989	Eric Johnson	32	996	31.1
1988	Eric Johnson	31	889	28.7
1987	Brian Carr	33	1,065	32.3
1986	Brian Carr	30	1,063	35.4
1985	Dave Hoppen	30	1,155	38.5
1984	Dave Hoppen	30	1,058	35.3
1983	Stan Cloudy	32	1,021	31.9
1982	Jack Moore	27	1,017	37.7
1981	Jack Moore	27	984	36.4
1980	Jack Moore	31	1,143	36.9
1979	Bob Moore	27	868	32.1

Nebraska Year-by-Year Statistics

Season	Won-Lost	FG-FGA	Pct.	FT-FTA	Pct.	Reb.-Avg.	Pts.-Avg.
1948	11-13	494-1,717	.288	356-613	.581	*	1,344-56.0
1949	16-10	504-1,719	.293	351-595	.590	*	1,359-52.3
1950	16-7	490-1,506	.325	369-598	.617	*	1,349-58.7
1951	9-14	440-1,283	.343	329-447	.662	*	1,209-52.6
1952	7-17	569-1,661	.343	357-603	.592	888-37.0	1,495-62.3
1953	9-11	444-1,252	.355	510-795	.642	835-41.8	1,398-69.9
1954	8-13	503-1,336	.376	463-772	.600	747-35.6	1,469-70.0
1955	9-12	506-1,288	.393	474-681	.696	882-42.0	1,486-70.8
1956	7-16	490-1,421	.345	452-715	.632	770-33.5	1,432-62.3
1957	11-12	487-1,301	.374	446-667	.669	905-39.3	1,420-61.7
1958	10-13	470-1,255	.375	387-637	.608	892-38.8	1,327-57.7
1959	12-13	531-1,422	.373	402-619	.649	1,122-44.9	1,464-58.6
1960	7-17	561-1,559	.360	370-573	.646	1,170-48.8	1,492-62.7
1961	10-14	554-1,447	.383	437-651	.671	1,162-48.4	1,545-64.4
1962	9-16	575-1,470	.391	389-592	.657	1,128-45.1	1,539-61.6
1963	6-19	573-1,502	.381	341-554	.616	1,101-44.0	1,487-59.5
1964	8-17	645-1,676	.385	289-521	.555	1,063-42.5	1,579-63.2
1965	10-15	635-1,611	.394	436-724	.602	1,053-42.1	1,706-68.2
1966	20-5	739-1,708	.433	450-650	.692	1,061-42.4	1,928-77.2
1967	16-9	784-1,749	.448	424-583	.727	1,032-41.3	1,992-78.9
1968	15-10	725-1,612	.450	504-659	.765 (3)	835-33.4	1,954-78.2
1969	12-14	690-1,587	.435	527-739	.713	908-34.9	1,908-73.4
1970	16-9	696-1,527	.455	421-620	.679	899-36.0	1,813-72.5
1971	18-8	753-1,490	.505 (6)	402-574	.700	890-34.2	1,908-73.4
1972	14-12	734-1,509	.486	367-579	.634	1,022-39.3	1,835-70.6
1973	9-17	704-1,647	.427	244-380	.642	972-37.4	1,652-63.5
1974	14-12	725-1,730	.419	291-443	.657	1,121-43.1	1,741-67.0
1975	14-12	741-1,679	.441	317-485	.654	1,032-39.7	1,799-69.2
1976	19-8	715-1,637	.465	385-532	.724	890-33.0	1,815-67.2
1977	15-14	732-1,638	.447	350-541	.647	1,010-34.8	1,814-62.6
1978	22-8	829-1,696	.489	374-551	.679	963-32.1	2,032-67.7
1979	14-13	720-1,555	.463	289-438	.660	882-32.7	1,729-64.0
1980	18-13	812-1,600	.508	507-677	.749 (15)	809-26.1	2,131-68.7
1981	15-12	666-1,360	.490	380-507	.750 (11)	737-27.3	1,712-63.4
1982	16-12	679-1,441	.471	409-552	.741 (11)	777-27.8	1,767-63.1
1983	22-10	855-1,667	.513	478-696	.687	979-30.6	2,188-68.4
1984	18-12	786-1,529	.514	376-534	.704	846-28.2	1,948-64.9
1985	16-14	873-1,706	.512	409-568	.720	913-30.4	2,155-71.8
1986	19-11	835-1,635	.511	455-612	.743	902-30.1	2,125-70.8

Season	W-L	FG-FGA	Pct.	3FG-Att.	Pct.	FT-FTA	Pct.	Reb.-Avg.	Pts.-Avg.
1987	21-12	904-1,933	.468	120-325	.369	544-778	.699	1,119-33.9	2,472-74.9
1988	13-18	832-1,737	.479	88-246	.358	456-636	.718	1,016-32.8	2,208-71.2
1989	17-16	936-1,991	.470	122-335	.364	541-808	.670	1,292-39.2	2,535-76.8
1990	10-18	829-1,759	.471	106-302	.351	495-717	.690	1,069-38.2	2,259-80.7
1991	26-8	1,081-2,185	.495	125-358	.349	690-981	.703	1,454-42.8	2,977-87.6
1992	19-10	842-1,826	.461	183-489	.374	467-739	.632	1,305-45.0	2,334-80.5
1993	20-11	908-1,975	.460	158-468	.338	523-765	.684	1,283-41.4	2,497-80.5
1994	20-10	956-1,978	.483	194-564	.344	514-690	.745 (9)	1,201-40.0	2,620-87.3(11)
1995	18-14	907-1,947	.466	173-504	.343	523-766	.683	1,209-37.8	2,510-78.4
1996	21-14	1,007-2,089	.482	176-494	.356	618-897	.689	1,353-38.7	2,808-80.2
1997	18-15	895-1,927	.464	113-349	.324	504-752	.670	1,295-39.2	2,407-72.9
1998	20-12	867-1,938	.447	150-436	.344	406-649	.626	1,263-39.5	2,290-71.6
1999	20-13	799-1,764	.453	113-365	.310	466-716	.651	1,169-35.4	2,177-66.0
2000	11-19	737-1,729	.426	144-434	.332	432-700	.617	1,217-40.6	2,050-68.3
2001	14-16	755-1,591	.487 (11)	184-480	.383	400-670	.597	1,075-35.8	2,134-71.1

*Rebounding statistics unavailable prior to 1952 and for five games in 1952.

Note: National rank, if any, indicated in ().

Opponents Year-by-Year Statistics

Season	Games	FG-FGA	Pct.	FT-FTA	Pct.	Reb.-Avg.	Pts.-Avg.
1948	24	503-*	*	350-588	.627	*	1,356-56.5
1949	26	487-*	*	348-600	.580	*	1,322-50.8
1950	23	437-*	*	359-586	.613	*	1,233-53.6
1951	23	531-1,462	.363	283-445	.636	*	1,345-58.5
1952	24	*	*	*	*	*	1,580-65.8
1953	20	487-1,409	.346	458-707	.648	790-39.5	1,432-71.6
1954	21	546-1,407	.388	461-721	.639	707-33.7	1,553-74.0
1955	21	497-1,451	.343	514-748	.687	940-44.8	1,508-71.8
1956	23	574-1,626	.353	491-712	.690	1,019-44.3	1,639-71.3
1957	23	513-1,475	.348	493-754	.654	1,010-43.9	1,519-66.0
1958	23	567-1,526	.372	344-539	.638	985-42.8	1,478-64.3
1959	25	565-1,538	.367	374-559	.669	1,135-45.4	1,504-60.2
1960	24	545-1,476	.369	426-655	.650	1,191-49.6	1,516-63.2
1961	24	595-1,621	.367	381-571	.667	1,161-48.4	1,571-65.5
1962	25	656-1,584	.414	364-518	.703	1,052-42.1	1,676-67.0
1963	25	622-1,457	.427	441-639	.690	1,062-42.5	1,685-67.4
1964	25	661-1,633	.405	478-698	.685	1,097-43.9	1,800-72.0
1965	25	676-1,631	.414	486-714	.681	946-37.8	1,838-73.5
1966	25	718-1,666	.431	367-575	.638	987-39.5	1,803-72.1
1967	25	730-1,635	.446	480-691	.695	992-39.7	1,940-77.6
1968	25	750-1,526	.491	370-550	.673	799-32.0	1,870-74.8
1969	26	736-1,639	.449	451-656	.688	886-34.1	1,923-74.0
1970	25	674-1,457	.462	456-675	.676	839-33.6	1,804-72.1
1971	26	689-1,483	.465	384-600	.640	906-34.8	1,762-67.7 (15)
1972	26	654-1,519	.431	451-657	.686	973-37.4	1,759-67.7
1973	26	767-1,706	.450	275-423	.650	1,194-45.9	1,809-69.2
1974	26	716-1,729	.414	301-448	.672	1,084-41.7	1,733-66.7
1975	26	716-1,598	.448	365-525	.695	1,121-43.1	1,797-69.1
1976	27	674-1,447	.468	347-518	.670	907-33.6	1,695-62.8 (8)
1977	29	694-1,572	.441	383-547	.700	1,049-36.2	1,771-61.1 (6)
1978	30	735-1,546	.475	418-608	.688	967-32.2	1,888-62.9 (8)
1979	27	646-1,333	.485	391-552	.708	931-34.5	1,683-62.3 (9)
1980	31	856-1,644	.521	389-519	.750	952-30.7	2,101-67.8
1981	27	631-1,265	.499	350-473	.739	753-29.0	1,612-62.0 (14)
1982	28	607-1,351	.449	335-474	.707	883-31.5	1,549-55.3 (10)
1983	32	766-1,606	.477	418-609	.686	963-30.1	1,950-60.9
1984	30	723-1,452	.498	403-565	.713	821-27.4	1,849-61.6
1985	30	834-1,652	.505	401-574	.699	935-31.2	2,069-69.0
1986	30	822-1,669	.493	356-537	.663	923-30.8	2,000-66.7

Season	Games	FG-FGA	Pct.	3FG-Att.	Pct.	FT-FTA	Pct.	Reb.-Avg.	Pts.-Avg.
1987	33	887-1,888	.470	143-338	.423	537-773	.695	1,201-36.4	2,454-74.4
1988	31	803-1,684	.477	120-317	.379	602-844	.713	1,018-32.8	2,328-75.1
1989	33	916-2,011	.455	160-420	.381	586-880	.666	1,204-36.5	2,578-78.1
1990	28	863-1,817	.475	168-417	.403	516-715	.722	1,065-38.0	2,410-86.1
1991	34	950-2,173	.437	209-605	.345	563-891	.632	1,230-36.2	2,672-78.6
1992	29	846-2,016	.429	178-544	.327	345-563	.613	1,118-38.6	2,215-76.4
1993	31	827-1,923	.430	154-508	.303	538-833	.646	1,175-37.9	2,346-75.7
1994	30	850-1,951	.436	196-599	.327	523-791	.661	1,165-38.8	2,419-80.6
1995	32	831-1,997	.416	230-652	.353	475-707	.672	1,272-39.8	2,367-74.0
1996	35	900-2,174	.414	212-613	.346	631-956	.660	1,319-37.7	2,643-75.5
1997	33	791-1,928	.410	185-519	.356	589-864	.682	1,162-35.2	2,356-71.4
1998	32	774-1,935	.400	202-635	.318	442-671	.659	1,222-38.2	2,192-68.5
1999	33	752-1,809	.416	207-609	.340	410-639	.642	1,139-34.5	2,121-64.3
2000	30	797-1,888	.422	228-661	.345	398-609	.654	1,113-37.1	2,220-74.0
2001	30	742-1,720	.431	184-543	.339	418-594	.704	980-32.7	2,086-69.5

Note: NU's national defensive rank, if any, indicated in ().

Series Records in the Devaney Center

Opponent	W-L	Pct.				
Alabama-Birmingham	1-0	1.000		North Texas	1-0	1.000
Alaska-Fairbanks	1-0	1.000		Northeast Missouri State	2-0	1.000
Angelo State	1-0	1.000		Northeastern Illinois	2-0	1.000
Appalachian State	2-0	1.000		Northern Illinois	2-0	1.000
Arizona State	1-0	1.000		Northern Iowa	2-1	.667
Arkansas	2-1	.667		Northwest Missouri State	4-0	1.000
Arkansas State	1-0	1.000		Ohio	1-0	1.000
Arkansas Tech	1-0	1.000		Ohio State	0-1	.000
Augustana (S.D.)	1-0	1.000		Oklahoma	11-12	.478
Ball State	1-0	1.000		Oklahoma State	18-7	.720
Baylor	3-0	1.000		Oral Roberts	1-0	1.000
Bowling Green	2-0	1.000		Oregon	1-0	1.000
Brooklyn	2-0	1.000		Oregon State	1-0	1.000
California-Davis	1-0	1.000		Pacific	1-0	1.000
California-Irvine	0-1	.000		Penn State	1-1	.500
Cal State-Bakersfield	1-0	1.000		Pepperdine	1-0	1.000
Cal State-Sacramento	3-0	1.000		Pittsburgh	1-0	1.000
Canisius	1-0	1.000		Portland	1-0	1.000
Citadel	2-0	1.000		Portland State	1-0	1.000
Chicago State	1-0	1.000		Purdue	0-1	.000
Colgate	2-0	1.000		Sam Houston State	3-0	1.000
Colorado	21-5	.808		San Francisco	1-0	1.000
Colorado State	3-0	1.000		San Jose State	1-0	1.000
Columbia	1-0	1.000		Sonoma State	1-0	1.000
Coppin State	1-0	1.000		South Dakota	2-0	1.000
Creighton	12-1	.923		South Dakota State	2-0	1.000
Delaware State	2-0	1.000		Southern California	1-0	1.000
Denver	1-0	1.000		Southern Colorado	1-0	1.000
Detroit	1-0	1.000		Southern Illinois	1-0	1.000
Drake	1-0	1.000		Southern Utah	2-0	1.000
Eastern Illinois	4-0	1.000		Southwest Missouri State	1-0	1.000
Eastern Washington	3-0	1.000		Southwest Texas State	1-0	1.000
Evansville	1-0	1.000		Tennessee Tech	1-0	1.000
Florida A&M	1-0	1.000		Texas	3-2	.600
Furman	1-0	1.000		Texas A&M	5-0	1.000
Georgia	1-1	.500		Texas-Arlington	1-0	1.000
Georgia Southern	1-0	1.000		Texas-San Antonio	3-0	1.000
Grambling State	2-1	.667		Texas Christian	1-0	1.000
Harvard	1-0	1.000		Texas Tech	3-1	.750
Idaho	1-2	.333		Toledo	1-0	1.000
Idaho State	1-0	1.000		Tulane	1-0	1.000
Iona	1-0	1.000		Tulsa	0-1	.000
Iowa	0-1	.000		UNC Greensboro	2-0	1.000
Iowa State	16-10	.615		UNCWilmington	1-0	1.000
Kansas	15-10	.600		UNLV	1-0	1.000
Kansas State	18-8	.692		Utah State	1-0	1.000
Kent	1-0	1.000		Wagner	1-0	1.000
Lehigh	1-0	1.000		Washington	2-0	1.000
Long Beach State	1-0	1.000		Washington State	1-1	.500
Mankato State	1-0	1.000		Weber State	1-0	1.000
Marquette	1-0	1.000		Western Carolina	0-1	.000
Maryland-Baltimore County	1-0	1.000		Western Illinois	3-0	1.000
Mesa	1-0	1.000		Wichita State	1-0	1.000
Miami (Ohio)	1-0	1.000		Winthrop	1-0	1.000
Michigan State	2-1	.667		Wisconsin	2-0	1.000
Minnesota*	2-3	.400		Wisconsin-Green Bay	1-0	1.000
Mississippi	1-0	1.000		Wisconsin-Oshkosh	1-0	1.000
Missouri	13-12	.520		Wisconsin-Stevens Point	2-0	1.000
Missouri-Kansas City	5-1	.833		Wisconsin-Stout	1-0	1.000
Missouri-St. Louis	1-0	1.000		Wyoming	4-1	.800
Missouri Southern	1-0	1.000				
Missouri Western	1-0	1.000				
Monmouth	1-0	1.000				
Montana	1-0	1.000				
Montana State	1-0	1.000				
Morehead State	1-0	1.000				
Murray State	0-1	.000				
Nebraska-Omaha	1-0	1.000				
Nevada-Reno	1-0	1.000				
New Orleans	1-0	1.000				
North Carolina A&T	1-0	1.000				

Non-Conference Totals 169-23880

Conference **117-61657

All-Time Record 296-90767

Bold indicates 2001-02 home opponents

*Minnesota later forfeited one game to Nebraska **Includes Big Eight Tournament games

Bob Devaney Sports Center Year-by-Year Record

Season	Overall		Conference		Losses
	W-L	Pct.	W-L	Pct.	
1976-77	7-4	.636	5-2	.714	Iowa, Minnesota, Kansas State, Oklahoma
1977-78	15-2	.882	5-2	.714	Iowa State, Oklahoma
1978-79	9-2	.818	6-1	.857	Purdue, Iowa State
1979-80	14-2	.875	5-2	.714	Missouri, Colorado
1980-81	11-4	.733	6-1	.857	Wyoming, Idaho, Colorado (twice)
1981-82	11-3	.786	5-2	.714	Arkansas, Missouri, Kansas State
1982-83	17-1	.944	6-1	.857	Missouri
1983-84	11-6	.647	3-4	.429	Texas Tech, Missouri, Oklahoma, Kansas, Iowa State, Kansas State (B8T)
1984-85	12-3	.800	5-2	.714	Washington State, Kansas, Oklahoma
1985-86	10-5	.667	4-3	.571	Cal-Irvine, Georgia, Kansas, Missouri, Kansas State
1986-87	15-2	.882	5-2	.714	Missouri, Oklahoma
1987-88	8-6	.571	3-4	.429	Ohio State, Grambling State, Oklahoma State, Oklahoma, Iowa State, Kansas State
1988-89	14-4	.778	4-3	.571	Michigan State, Oklahoma, Kansas State, Missouri
1989-90	9-6	.600	2-5	.286	Idaho, Kansas, Missouri, Iowa State, Oklahoma State, Oklahoma
1990-91	14-1	.933	6-1	.857	Oklahoma State
1991-92	14-2	.875	5-2	.714	Missouri, Oklahoma
1992-93	14-2	.875	5-2	.714	Kansas State, Oklahoma State
1993-94	13-3	.813	5-2	.714	Texas, Missouri, Oklahoma
1994-95	11-6	.647	2-5	.286	Missouri, Oklahoma State, Kansas, Colorado, Iowa State, Penn State (NIT)
1995-96	11-5	.688	3-4	.429	Northern Iowa, Kansas, Iowa State, Oklahoma State, Oklahoma
1996-97	13-3	.813	6-2	.750	Minnesota, Iowa State, Kansas
1997-98	13-2	.867	6-2	.750	Kansas, Kansas State
1998-99	12-4	.750	6-2	.750	Tulsa, Minnesota, Texas, Oklahoma State
1999-2000	10-6	.625	4-4	.500	Western Carolina, San Francisco, Iowa State, Missouri, Oklahoma, Kansas
2000-01	8-6	.571	5-3	.625	Missouri-Kansas City, Murray State, Creighton, Iowa State, Colorado, Kansas
25-Year Totals	296-90	.767	*117-63	.650	

Conference record does not include 4-2 record in Big Eight Conference Tournament games played at Devaney Center.

Bob Devaney Sports Center 14,000-Plus College Basketball Crowds

15,038	Oklahoma State, 1980-81*	14,520	Iowa State, 1992-93*	14,234	Oklahoma State, 1984-85
15,003	Oklahoma, 1980-81*	14,509	Kansas State, 1991-92*	14,222	Oklahoma, 1987-88
14,999	Colorado, 1978-79*	14,503	Oklahoma State, 1991-92*	14,168	Kansas, 1977-78
14,912	Kansas State, 1977-78*	14,487	Oklahoma, 1993-94*	14,135	Iowa State, 1988-89
14,878	Kansas, 1984-85*	14,484	Colorado, 1991-92*	14,094	Kansas, 1986-87
14,865	Kansas State, 1988-89*	14,484	Kansas, 1997-98*	14,065	Missouri, 1984-85
14,759	Kansas, 1996-97*	14,481	Kansas State, 1992-93*	14,053	Oklahoma, 1988-89
14,753	Missouri, 1977-78*	14,469	Colorado, 1990-91*	14,015	Kansas, 1987-88
14,753	TCU, 1982-83* (NIT)	14,460	Washington, 1986-87* (NIT)	14,013	Creighton, 1990-91
14,747	Iowa State, 1977-78*	14,458	Missouri, 1981-82*	14,012	Northern Iowa, 1993-94
14,712	Iona, 1982-83* (NIT)	14,453	NCAA, Second Round, 1988*	14,011	Creighton, 1992-93
14,679	Kansas, 1992-93*	14,446	Missouri, 1993-94*	14,009	Oklahoma State, 1982-83
14,688	Oklahoma, 1984-85*	14,438	Iowa State, 1979-80*		*Indicates capacity crowd
14,682	Missouri, 1982-83*	14,438	Colorado, 1982-83*		
14,620	Kansas, 1995-96*	14,425	NCAA First Round, 1988 (Gm. 3-4)*		
14,615	Kansas, 1990-91*	14,404	Missouri, 1992-93*		
14,605	Oklahoma State, 1993-94*	14,389	Iowa State, 1993-94*		
14,586	Iowa State, 1982-83*	14,378	Missouri, 1983-84		
14,584	Missouri, 1990-91*	14,375	NCAA First Round, 1988 (Gm. 1-2)*		
14,568	Oklahoma, 1990-91*	14,370	Kansas, 1993-94*		
14,562	Colorado, 1979-80*	14,364	Missouri, 1994-95*		
14,561	Michigan State, 1990-91*	14,358	Missouri-Kansas City, 1993-94*		
14,558	Oklahoma, 1992-93*	14,352	Oklahoma State, 1992-93*		
14,558	NCAA Second Round, 1980*	14,340	Oklahoma, 1994-95*		
14,557	Kansas State, 1990-91*	14,340	Colorado, 1993-94*		
14,555	Iowa State, 1987-88*	14,346	Kansas State, 1993-94*		
14,554	Iowa State, 1978-79*	14,298	Eastern Illinois, 1992-93		
14,552	Kansas, 1994-95*	14,273	Missouri, 1976-77		
14,549	Missouri, 1991-92*	14,273	Kansas, 1985-86		
14,548	Arkansas, 1981-82*	14,262	Creighton, 1977-78		
14,538	Kansas, 1991-92*	14,259	Creighton, 1986-87		
14,534	Iowa State, 1991-92*	14,255	Oklahoma State, 1990-91		
14,529	Arkansas, 1986-87* (NIT)	14,239	Wisconsin-Green Bay, 1991-92		

Season Opener Record

14,561, vs. Michigan State, Nov. 28, 1990

Opening-Night Attendance

10,516, vs. Iowa, Nov. 27, 1976

Bob Devaney Sports Center Records

Nebraska Individual

Points:

40, Rich King vs. Northern Illinois, Feb. 18, 1991

Field Goals:

15, Andre Smith vs. Wisconsin-Oshkosh, Jan. 4, 1980 (18 att.)

Field Goal Attempts:

27, Tyronn Lue vs. Missouri, Feb. 18, 1998 (10 made)

Field Goals, No Misses:

9, Dave Hoppen vs. Southern Illinois, Nov. 26, 1985

9, Venson Hamilton vs. Iowa State, Feb. 3, 1996

Three-Point Goals:

7, Chris Cresswell vs. Texas A&M, Dec. 20, 1990 (10 att.)

7, Cookie Belcher vs. Kansas, Feb. 25, 2001 (11 att.)

Three-Point Goals Attempted:

11, Henry T. Buchanan vs. Kansas State, March 2, 1988 (4 made)

11, Eric Piatkowski vs. Oklahoma, Jan. 29, 1994

11, Cookie Belcher vs. Kansas, Feb. 25, 2001 (7 made)

Three-Point Percentage:

.833, Ray Richardson vs. Sam Houston State, Jan. 6, 1990 (5-6)

.833, Erick Strickland vs. Missouri, Jan. 30, 1993 (5-6, OT)

Free Throws:

16, Eric Johnson vs. Creighton, Nov. 26, 1988 (18 att.)

16, Rich King vs. Northern Illinois, Feb. 18, 1991 (19 att.)

Free Throw Attempts:

19, Rich King vs. Northern Illinois, Feb. 18, 1991 (16 made)

Free Throws, No Misses:

15, Jack Moore vs. Oklahoma State, Feb. 10, 1982

Rebounds:

21, Kimani Ffriend vs. Oral Roberts, Dec. 22, 1999

Assists:

14, Brian Carr vs. California-Irvine, Dec. 2, 1985

Blocked Shots:

9, Mikki Moore vs. Coppin State, Dec. 6, 1996

Steals:

8, Greg Downing, vs. Missouri-Kansas City, Dec. 8, 1982

8, Cookie Belcher vs. Oklahoma State, Feb. 7, 2001

Minutes:

60, Jack Moore and Andre Smith vs. Ala.-Birmingham, Dec. 22, 1979 (4OT)

Opponent Individual

Points:

43, Harold Miner for USC, Nov. 25, 1991

Field Goals:

16, Ron Kellogg for Kansas, Feb. 2, 1985 (19 att.)

Field Goal Attempts:

34, Harold Miner for USC, Nov. 25, 1991 (15 made)

Field Goals, No Misses:

7, Gary Taylor for Southern Colorado, Nov. 29, 1984

Three-Point Goals:

8, Brad Soucie for Eastern Michigan vs. Pittsburgh, March 18, 1988 (NCAA, 14 att.)

8, Randy Rutherford for Oklahoma State, Feb. 1, 1995 (14 att.)

8, Jerald Brown for Texas A&M, Jan. 11, 1997 (10 att.)

Three-Point Goals Attempted:

15, Nathan Binam for Oral Roberts, Dec. 22, 1999 (5 made)

Three-Point Percentage:

.833, Matt Roggenburk for Creighton, Nov. 26, 1988 (5-6)

Free Throws:

15, Steve Rothert for Army vs. San Jose State, Dec. 2, 1988 (16 att.)

15, Byron Houston for Oklahoma State, Feb. 14, 1990 (18 att.)

15, Shawn Respert for Michigan State, Dec. 10, 1994 (16 att.)

Free Throw Attempts:

18, Byron Houston for Oklahoma State, Feb. 14, 1990 (15 made)

Free Throws, No Misses:

12, Jeff Hornacek for Iowa State, Feb. 18, 1984

Rebounds:

20, Jerome Lane for Pittsburgh vs. Vanderbilt, March 20, 1988 (NCAA)

Assists:

14, Jeff Bowling for Air Force vs. Pepperdine, Dec. 1, 1989

Blocked Shots:

6, Wendell Williams for North Texas vs. Army, Dec. 3, 1988

Steals:

8; Jose Winston for Colorado, Jan. 23, 1999

Minutes Played:

58, Keith McCord for Alabama-Birmingham, Dec. 22, 1979 (4OT)

Nebraska Team

Points in a Game:

117, vs. Harvard, Dec. 1, 1989

Fewest Points in a Game:

39, vs. Kansas State, March 7, 1984

Points in a Half:

66, vs. Oklahoma, Feb. 16, 1991 (2nd)

Fewest Points in a Half:

15, vs. Kansas State, March 7, 1984 (2nd)

Margin of Victory:

52, vs. Southwest Missouri State, Jan. 15, 1983

Field Goals:

48, vs. Montana State, Dec. 23, 1977 (87 att.)

48, vs. Eastern Washington, Jan. 14, 1984 (80 att.)

Field Goal Attempts:

88, vs. Tennessee Tech, Dec. 14, 1990 (45 made)

Field Goal Percentage:

.750, vs. Nebraska-Omaha, Jan. 25, 1988 (42-56)

Lowest Field Goal Percentage:

.255, vs. Minnesota, Dec. 19, 1998 (14-55)

Three-Point Goals:

12, vs. Colorado, Jan. 8, 1994 (22 att.)

12, vs. Kansas, Feb. 25, 2001 (27 att.)

Three-Point Goals Attempted:

27, vs. Kansas, Feb. 25, 2001 (12 made)

Three-Point Percentage:

.667, vs. Chicago State, Jan. 16, 1990 (8-12)

.667, vs. Western Illinois, Nov. 19, 1997 (10-15)

.667 vs. Pacific, Jan. 4, 2000 (10-15)

Free Throws:

43, vs. Texas, Jan. 3, 1996 (43-59 att.)

Fewest Free Throws:

1, vs. Kansas State, Jan. 21, 1989 (6 att.)

Free Throw Attempts:

59, vs. Texas, Jan. 3, 1996 (43 made)

Fewest Free Throws Attempted:

3, vs. Missouri, Jan. 16, 1982 (2 made)

Free Throw Percentage:

.939, vs. Oklahoma State, Feb. 10, 1982 (31-33)

Rebounds:

72, vs. Oklahoma, Jan. 27, 1992

Fewest Rebounds:

14, vs. Missouri, Feb. 26, 1983

Personal Fouls:

34, vs. Kansas, Jan. 8, 1990

Fewest Personal Fouls:

9, vs. Chicago State, Jan. 16, 1990

9, vs. North Carolina A&T, Nov. 28, 1998

9, vs. Baylor, Jan. 22, 2000

Disqualifications:

3, several times

Assists:

36, vs. Montana State, Dec. 23, 1977

Turnovers:

30, vs. Texas, Jan. 3, 1996

Fewest Turnovers:

4, vs. Kansas State, Feb. 3, 1982

4, vs. Oklahoma, Feb. 2, 1983

Blocked Shots:

15, vs. Coppin State, Dec. 6, 1996

Steals:

22, vs. Florida A&M, Dec. 20, 1993

Opponent Team

Points in a Game:
111, by Missouri, Jan. 13, 1990

Fewest Points in a Game:
41, by Kansas State, March 7, 1984;
41, by Delaware State, Dec. 20, 1995

Points in a Half:
62, by Missouri, Jan. 13, 1990 (2nd) by Oklahoma State, Feb. 14, 1990 (2nd)

Fewest Points in a Half:
12, by Arkansas, March 17, 1987 (NIT)

Margin of Victory:
25, by Kansas, Feb. 23, 2000

Field Goals:
43, by Pittsburgh vs. Eastern Michigan, March 18, 1988 (NCAA, 69 att.)

Field Goal Attempts:
85, by Tennessee Tech, Dec. 14, 1990

Field Goal Percentage:
.771, by Kansas State, Feb. 3, 1982 (27-35)

Lowest Field Goal Percentage:
.230, by Delaware State, Dec. 20, 1995

Three-Point Goals:
15, by Northern Iowa, Dec. 16, 1995

Three-Point Goals Attempted:
37, by Baylor, Feb. 14, 1998 (9 made)

Three-Point Percentage:
.750, by Creighton, Nov. 26, 1988 (9-12)

Free Throws:
44, by Oklahoma State, Feb. 14, 1990 (52 att.)

Fewest Free Throws:
1, by Illinois State vs. Alabama, March 16, 1984 (NCAA, 2 att.)
1, by Kansas vs. Wake Forest, March 18, 1984 (NCAA, 2 att.)
1, by Baylor, Jan. 22, 2000

Free Throw Attempts:
52, by Oklahoma State, Feb. 14, 1990 (44 made)

Fewest Free Throw Attempts:
2, three times, most recently by Kansas vs. Wake Forest, March 18, 1984 (NCAA, 1 made)

Free Throw Percentage:
1.000, by Kansas, Jan. 26, 1977 (11-11)
1.000, by Colorado, Feb. 16, 1980 (14-14)
1.000, by Colorado, Jan. 21, 1981 (12-12)

Rebounds:
54, by Bowling Green vs. Alabama State, Dec. 14, 1990
54, by Florida A&M, Dec. 20, 1994

Fewest Rebounds:
15, by Wisconsin-Stevens Point, Jan. 9, 1985

Personal Fouls:
38, by Texas, Jan. 3, 1996

Fewest Fouls:
7, by Wake Forest vs. Kansas, March 18, 1984 (NCAA)

Disqualifications:
5, by Pepperdine, Dec. 2, 1989

Assists:
29, by Pittsburgh vs. Eastern Michigan, March 18, 1988 (NCAA)

Turnovers:
35, by Denver, Nov. 26, 1982

Fewest Turnovers:
6, by Vanderbilt vs. Pittsburgh, March 20, 1988 (NCAA)

Blocked Shots:
13, by Kansas State, Jan. 15, 1997

Steals:
17, by Eastern Washington, Dec. 3, 1979

Devaney Center Quick Facts

Games:
386 in 25 seasons

Record:
296-90 (.767)

Overtime Record:
13-3 (.813)

Most Consecutive Winning Seasons:
25, 1976-77-present

Most Games, Season:
18, 1982-83 and 1988-89

Most Wins, Season:
17, 1982-83

Most Losses, Season:
6, six times

Most Consecutive Wins:
16, last four games of 1982 first 12 of 1983, ended by Missouri, 54-51, Feb. 26, 1983

Most Consecutive Losses:
4, ended against Kansas State, March 3, 1996

Most Consecutive Conference Wins:
8, last three games of 1982, first five games of 1983, ended by Missouri, 54-51, Feb. 26, 1983 (excludes tournament games)

Most Consecutive Conference Losses:
5, last two games of 1988, first three of 1989, ended vs. Kansas, 74-70, Feb. 4, 1989

Devaney Center OT Games (NU 13-3)

Jan. 27, 1979	Nebraska 66, Kansas 64
Dec. 22, 1979	Nebraska 92, Alabama-Birmingham 84 (4OT)
Jan. 23, 1980	Nebraska 74, Oklahoma State 73
March 8, 1980	Louisville 71, Kansas State 69 (NCAA)
March 8, 1980	Missouri 87, Notre Dame 84 (NCAA)
Nov. 28, 1980	Wyoming 62, Nebraska 59
Feb. 8, 1984	Nebraska 54, Oklahoma State 52
Jan. 3, 1987	Nebraska 70, Creighton 55
Feb. 28, 1987	Nebraska 83, Kansas 81
Jan. 6, 1988	Grambling State 71, Nebraska 68
March 20, 1988	Vanderbilt 80, Pittsburgh 74 (NCAA)
Dec. 3, 1988	North Texas 82, Army 79 (Ameritas Classic)
Feb. 19, 1992	Nebraska 81, Kansas 79
Jan. 30, 1993	Nebraska 88, Missouri 87
Dec. 10, 1994	Nebraska 96, Michigan State 91
Feb. 25, 1996	Oklahoma 80, Nebraska 76
Jan. 15, 1997	Nebraska 87, Kansas State 77
Feb. 18, 1998	Nebraska 67, Missouri 66
Nov. 23, 1999	Nebraska 81, Eastern Illinois 78 (2OT)
Feb. 7, 2001	Nebraska 78, Oklahoma State 75

Devaney Center Attendance

Year	Total			Conference	
	G	Att.	Avg.	G	Avg.
1976-77	11	106,868	9,715	7	74,243
1977-78	17	172,892	10,170	7	90,514
1978-79	11	131,769	11,979	7	87,502
1979-80	16	145,626	9,102	7	79,015
1980-81	15	136,483	9,099	7	82,009
1981-82	14	143,819	10,273	7	79,329
1982-83	18	195,333	10,852	7	86,511
1983-84	17	173,721	10,219	7	82,233
1984-85	15	176,045	11,736	7	95,221
1985-86	15	146,117	9,741	7	78,208
1986-87	17	197,395	11,611	7	81,680
1987-88	14	159,100	11,364	7	90,875
1988-89	18	193,545	10,753	7	87,283
1989-90	15	150,190	10,013	7	81,894
1990-91	15	199,605	13,307	7	100,740
1991-92	16	207,950	12,997	7	100,079
1992-93	16	*213,715	*13,357	7	100,620
1993-94	16	212,447	13,278	7	*100,973
1994-95	17	202,688	11,923	7	95,768
1995-96	16	168,225	10,514	7	87,065
1996-97	16	174,119	10,882	8	99,167
1997-98	15	141,472	9,431	8	87,060
1998-99	16	146,653	9,166	8	77,477
1999-2000	16	117,466	7,342	8	70,321
2000-01	14	122,602	8,757	8	77,057
Totals	386	4,135,845	10,714	180	2,102,807

+Does not include tournament games; *Single-season record
Largest Crowd to See Nebraska in the Devaney Center
 15,038, vs. Oklahoma State, 1980-81
Smallest Crowd to See Nebraska in the Devaney Center
 3,571, vs. Montana, Dec. 23, 1980
Smallest Crowd to See a Conference Game in the Devaney Center
 7,022, vs. Kansas State, Feb. 14, 2001

Nebraska in the Big Eight/Big 12 Tournament

1977: (0-1)
58 at Kansas 61
Champion: Kansas State
(11-3 Big Eight/23-8 Overall)
Tournament Champion: Kansas State

1978: (1-1)
71 Oklahoma State 63
58 Missouri 61
Champion: Kansas (13-1/24-5)
Tournament Champion: Missouri

1979: (0-1)
60 at Kansas State 61 (2OT)
Champion: Oklahoma (10-4/21-10)
Tournament Champion: Oklahoma

1980: (1-1)
75 Oklahoma 68
59 Kansas State 60
Jack Moore, All-Tournament
Champion: Missouri (11-3/25-6)
Tournament Champion: Kansas State

1981: (0-1)
66 Colorado 70
Champion: Missouri (10-4/22-10)
Tournament Champion: Kansas

1982: (1-1)
60 Oklahoma State 49
53 Missouri 58
Champion: Missouri (12-2/27-4)
Tournament Champion: Missouri

1983: (1-1)
94 Iowa State 71
63 Missouri 69
Champion: Missouri (12-2/26-8)
Tournament Champion: Oklahoma State

1984: (0-1)
39 Kansas State 41
Champion: Oklahoma State (13-1/29-5)
Tournament Champion: Kansas

1985: (0-1)
69 at Kansas 74
Champion: Oklahoma (13-1/31-6)
Tournament Champion: Oklahoma

1986: (1-1)
82 Oklahoma State 75
58 Iowa State 75
Bernard Day, All-Tournament
Champion: Kansas (13-1/35-4)
Tournament Champion: Kansas

1987: (0-1)
45 Kansas State 47
Champion: Missouri (11-3/24-10)
Tournament Champion: Missouri

1988: (0-1)
70 Kansas State 75
Champion: Oklahoma (12-2/35-4)
Tournament Champion: Oklahoma

1989: (0-1)
70 Missouri 98
Champion: Oklahoma (12-2/30-6)
Tournament Champion: Missouri

1990: (0-1)
65 Oklahoma 78
Champion: Missouri (12-2/26-6)
Tournament Champion: Oklahoma

1991: (2-1)
117 Oklahoma 113 (OT)
87 Kansas 83
82 Missouri 90
Clifford Scales and Tony Farmer, All-Tournament
Champions: Oklahoma State (10-4/24-8), Kansas (10-4/27-8)
Tournament Champion: Missouri

1992: (0-1)
85 Oklahoma 107
Champion: Kansas (11-3/27-5)
Tournament Champion: Kansas

1993: (0-1)
45 Kansas State 47
Champion: Kansas (11-3/29-7)
Tournament Champion: Missouri

1994: (3-0)
105 Oklahoma 88
98 Missouri 91
77 Oklahoma State 66
Eric Piatkowski (MVP), Bruce Chubick, Jaron Boone, All-Tournament
Champion: Missouri (14-0/28-4)
Tournament Champion: Nebraska

1995: (0-1)
48 Oklahoma State 68
Champion: Kansas (11-3/25-6)
Tournament Champion: Oklahoma State

1996: (0-1)
60 Iowa State 62
Champion: Kansas (12-2, 29-5)
Tournament Champion: Iowa State

1997: (0-1)
72 Missouri 78
Champion: Kansas (15-1, 34-2)
Tournament Champion: Kansas

1998: (1-1)
65 Baylor 46
59 Kansas 91
Champion: Kansas (15-1, 35-4)
Tournament Champion: Kansas

1999: (1-1)
69 Texas Tech 50
53 Kansas 77
Champion: Texas (19-13, 13-3)
Tournament Champion: Kansas

2000: (0-1)
55 Baylor 63
Champion: Iowa State (32-5, 14-2)
Tournament Champion: Iowa State

2001: (0-1)
68 Kansas State 72
Champion: Iowa State (25-6, 13-3)
Tournament Champion: Oklahoma

Nebraska by Round

First*
Home: 0-0
Away: 0-0
K.C.: 1-3
All-Time: 1-3

Quarterfinals:
Home: 4-2
Away: 0-3
K.C.: 4-9
All-Time: 8-14

Semifinals
Home: 0-0
Away: 0-0
K.C.: 2-6
All-Time: 2-6

Championship
Home: 0-0
Away: 0-0
K.C.: 1-1
All-Time: 1-1

Totals
Home: 4-2
Away: 0-3
K.C.: 8-19
All-Time: 12-24

*-First round refers to opening round of Big 12 tourney; quarterfinals are opening round of Big Eight tourney, quarterfinals of Big 12.

All-Time Conference Tourney Records

NU Opponent	League		Overall	Overall
	League Tourney	Tourney In Kemper		
Baylor	1-1	1-1	1-1	1-1
Colorado	0-1	0-0	0-2	1-13
Iowa State	1-2	0-2	1-2	5-8
Kansas	1-4	1-2	1-4	4-16
Kansas State	0-7	0-5	0-7	3-17
Missouri	1-6	1-6	2-6	9-12
Oklahoma	3-2	2-2	7-2	14-5
Oklahoma State	4-1	2-1	4-1	12-6
Texas Tech	1-0	1-0	1-0	1-0
Others				4-4

Tournament Titles by School (titles/final game appearances):
Kansas (7/11); Missouri (6/9); Oklahoma (5/10); Kansas State (2/6); Oklahoma State (2/5); Iowa State (2/5); Nebraska (1/2); Colorado (0/1)

The Big 12 in Postseason Play

Team	App.	NCAA		NIT		Overall			
		W-L	Pct.	App.	W-L	Pct.	App.	W-L	Pct.
Kansas	30	61-30	.670	2	3-2	.600	32	64-32	.667
Oklahoma State	18	30-17	.638	7	6-8	.429	25	36-25	.590
Oklahoma	20	23-20	.535	6	9-6	.600	26	32-26	.552
Nebraska	6	0-6	.000	12	20-11	.655	18	20-17	.541
Colorado	9	9-11	.450	6	8-5	.615	15	17-16	.515
Texas	19	18-22	.450	4	6-3	.667	22	24-25	.490
Kansas State	22	27-26	.509	5	4-6	.400	*28	31-32	.492
Iowa State	12	11-12	.478	1	0-1	.000	13	11-13	.458
Missouri	19	14-19	.424	4	1-4	.200	*23	15-23	.395
Texas A&M	6	3-7	.300	5	4-5	.444	11	7-12	.368
Texas Tech	10	5-11	.313	2	0-2	.000	12	5-13	.277
Baylor	4	3-6	.333	3	0-3	.000	7	3-9	.250

*Includes 0-1 record in Commissioner's Invitational Tournament. NCAA District playoff games are not included in NCAA Tournament records.

Nebraska Conference Tournament Records

Individual, Game

Points--42; Eric Piatkowski, vs. Oklahoma, 1994
Opponent--34; Jeff Webster, Oklahoma, 1994
Field Goals--14; Eric Piatkowski, vs. Oklahoma, 1994 (23 att.)
Opponent--12; Jeff Webster, Oklahoma, 1994 (21 att.)
Field Goal Attempts--23; Eric Piatkowski, vs. Oklahoma, 1994 (14 made); Tyronn Lue vs. Missouri, 1997 (10 made)
Opponent--21; John Douglas, Kansas, Feb. 26, 1977 (9 made); Jeff Webster, Oklahoma, 1994 (12 made); Larry Reid, March 3, 2001 (10 made)
Field Goals, No Misses--6; Andre Smith, vs. Colorado, 1981
Opponent--8; Ed Nealy, Kansas State, 1980
Three-Point Goals--4; Ray Richardson, vs. Missouri, 1989 (9 att.); Eric Piatkowski, vs. Oklahoma, 1994 (8 att.); Tyronn Lue vs. Baylor, 1998 (9 att.); Cary Cochran vs. Baylor, 2000 (8 att.)
Opponent--6; Randy Rutherford, Oklahoma State, 1994 (11 att.)
Three-Point Attempts--9; Ray Richardson, vs. Missouri, 1989 (4 made); Eric Piatkowski, vs. Oklahoma, 1992 (0 made); Tyronn Lue vs. Baylor, 1998 (4 made)
Opponent--14; Mark Atkins, Missouri, 1994 (4 made)
Three-Point Percentage--1.000; Clifford Scales, vs. Oklahoma, 1991 (3-3)
Opponent--.750; Askia Jones, Kansas State, 1993 (3-4)
Free Throws--13; Tony Farmer, vs. Kansas, 1991 (16 att.)
Opponent--12; Doug Smith, Missouri, 1991 (14 att.)
Free Throw Attempts--16; Tony Farmer vs. Kansas, 1991 (13 made)
Opponent--14; Doug Smith, Missouri, 1991 (12 made)
Free Throws Made, No Misses--*12; Tony Farmer vs. Oklahoma, 1991
Opponent--11; Mark Tucker, Oklahoma State, 1978
Rebounds--16; Bruce Chubick, vs. Oklahoma, 1994
Opponent--14; Fred Burley, Oklahoma State, 1994
Assists--14; Brian Carr at Kansas, 1985
Opponent--9; Lee Coward, Missouri, 1989
Blocked Shots--5; Derrick Chandler vs. Kansas State, 1993
Opponent--*8; John Flippen, Baylor, 2000
Steals--*8; Venson Hamilton vs. Texas Tech, 1999
Opponent--6; Nick Bradford, Kansas, 1998
Minutes--*50; Andre Smith and Brian Banks, at Kansas State, 1979
Opponent--*50; Glenn Marshall, Kansas State, 1979

*Indicates overall tournament record

Individual, Career

Points--136; Eric Piatkowski, 1991-94 (8 games)
Field Goals--45; Eric Piatkowski, 1991-94 (110 att., 8 games)
Field Goal Attempts--110; Eric Piatkowski, 1991-94 (45 made, 8 games)
Field Goal Percentage--.667; Mike Naderer, 1978-81 (24-36, 6 games)
Three-Point Goals--13; Eric Piatkowski, 1991-94 (47 att., 8 games); Erick Strickland, 1993-96 (30 att., 6 games)
Three-Point Goal Attempts--47; Eric Piatkowski, 1991-94 (13 made, 8 games)
Three-Point Percentage--.556; Eric Johnson, 1988-89 (5-9, 2 games)
Free Throws--33; Eric Piatkowski, 1991-94 (41 att., 8 games)
Free Throw Attempts--41; Eric Piatkowski, 1991-94 (33 made, 8 games)
Free Throw Percentage--.900; Jack Moore, 1980-82 (27-30, 5 games)
Rebounds--48; Venson Hamilton, 1996-99 (6 games)
Assists--29; Brian Carr, 1984-87 (5 games)
Blocked Shots--15; Venson Hamilton, 1996-99 (6 games)
Steals--15; Venson Hamilton, 1996-99 (6 games)
Minutes Played--255; Eric Piatkowski, 1991-94 (8 games)
Minutes Per Game--*40.75; Brian Banks, 1977-79 (163 in 4 games)
 *Indicates overall tournament record

Team, Game

Points--117; vs. Oklahoma, 1991 (OT)
Opponent--113; Oklahoma, 1991 (OT)
Points in Half--59; vs. Oklahoma, 1991 (2nd)
Opponent--59; Missouri, 1994 (2nd)
Field Goals--38; vs. Oklahoma, 1991 (84 att.)
Opponent--39; Missouri, 1989 (68 att.); Oklahoma, 1992 (73 att.)
Field Goal Attempts--84; vs. Oklahoma, 1991 (38 made)
Opponent--82; Missouri, 1994 (32 made)
Field Goal Percentage--.646; vs. Oklahoma State, 1986 (31-48)
Opponent--.610; Missouri, 1983 (25-41)
Three-Point Goals--10; vs. Missouri, 1994 (24 att.)
Opponent--12; Baylor, 2000 (27 att.)
Three-Point Goals Attempted--*29; vs. Oklahoma, 1992 (7 made)
Opponent--28; Missouri, 1994 (7 made)
Three-Point Percentage--.571; vs. Kansas, 1991 (4-7)
Opponent--.692; Oklahoma, 1992 (9-13)
Free Throws--34; vs. Iowa State, 1983 (42 att.); Oklahoma, 1991 (41 att.)
Opponent--37; Oklahoma, 1991 (51 att.)
Free Throw Attempts--42; vs. Iowa State, 1983 (34 made)
Opponent--*51; Oklahoma, 1991 (37 made)
Free Throw Percentage--.818; vs. Kansas State, 1988 (9-11); vs. Missouri, 1994 (18-22)
Opponent--.923; Missouri, 1991 (12-13)
Rebounds--55; vs. Oklahoma, 1991
Opponent--53; Kansas, 1998
Assists--22; vs. Oklahoma State, 1986
Opponent--26; Kansas, 1998
Blocked Shots--10; vs. Iowa State, 1996
Opponent--9; Baylor, 2000
Steals--*23; vs. Texas Tech, 1999
Opponent--15; Kansas, 1999
 *Indicates overall tournament record

Nebraska Postseason Tournament Records

Individual

Points

- 33, Tom Baack vs. Marshall, March 13, 1967
Opponent
46, George Stone, Marshall, March 13, 1967

Field Goals

- 13, Tom Baack vs. Marshall, March 13, 1967 (24 att.)
Opponent
20, George Stone, Marshall, March 13, 1967 (38 att.)

Field Goal Attempts

- 24, Tom Baack vs. Marshall, March 13, 1967 (13 made)
Opponent
38, George Stone, Marshall, March 13, 1967 (20 made)

Field Goal Percentage (min. 5 att.)

- 1.000, Mikki Moore at Nevada, March 18, 1997 (9-9)
Opponent
.857, Mike Smerk, Canisius, March 13, 1985 (6-7)

Three-Point Goals

- 7, Cary Cochran, at TCU, March 15, 1999 (7-9)
Opponent
5, Greg Hill, Washington, March 21, 1987 (13 att.)
5, Ed Loudon, Arkansas State, March 16, 1989 (8 att.)
5, Dominick Young, Fresno State, March 22, 1996 (17 att.)
5, Pat Bradley, Arkansas, March 12, 1998 (10 att.)

Three-Point Attempts

- 10, Erick Strickland, vs. Georgia, March 16, 1995 (2 made)
Opponent
17, Dominick Young, Fresno State, March 22, 1996 (5 made)

Three-Point Percentage

- .778, Cary Cochran, at TCU, March 15, 1999 (7-9)
Opponent
.750, Greg Bartram, Penn State, March 21, 1995 (3-4)

Free Throws

- 13, Dave Hoppen vs. Canisius, March 13, 1985 (16 att.)
Opponent
9, Reggie Miller, UCLA, March 19, 1985 (9 att.)

Free Throw Attempts

- 16, Dave Hoppen vs. Canisius, March 13, 1985 (13 made)
Opponent
11, Kevin Freeman, Connecticut, March 21, 1997 (7 made)

Free Throws, No Misses

- 5, Curt Hedberg vs. Utah State, March 8, 1978
Opponent
9, Reggie Miller, UCLA, March 19, 1985

Rebounds

- 15, Mikki Moore, at Nevada, March 18, 1997
Opponent
16, Bob Allen, Marshall, March 13, 1967
16, Tyrone Corbin, DePaul, March 28, 1983

Assists

- 10, Clifford Scales vs. Arkansas State, March 16, 1989
Opponent
16, Sam Crawford, New Mexico State, March 19, 1993

Blocked Shots

- 4, Dave Hoppen vs Texas Christian, March 24, 1983
4, Dave Hoppen vs. DePaul, March 28, 1983
4, Venson Hamilton vs. Washington, March 12, 1997
4, Venson Hamilton vs. UNLV, March 10, 1999
Opponent
8, Walter Downing, DePaul, March 28, 1983

Steals

- 6, Brian Carr vs. Arkansas-Little Rock, March 26, 1987
6, Cookie Belcher vs. Washington, March 12, 1997
6, Cookie Belcher vs. Arkansas, March 12, 1998
6, Cookie Belcher vs. UNLV, March 10, 1999
Opponent
8, Dominick Young, Fresno State, March 22, 1996

Team

Points

- 91, vs. Colorado State, March 14, 1996
Opponent
119, by Marshall, March 13, 1967

Points in a Half

- 52, vs. Colorado State, March 14, 1996 (2nd)
Opponent
61, by Marshall, March 13, 1967 (2nd)

Field Goals

- 37, vs. Marshall, March 13, 1967 (90 att.)
Opponent
46, by Marshall, March 13, 1967 (90 att.)

Field Goal Attempts

- 90, vs. Marshall, March 13, 1967 (37 made)
Opponent
90, by Marshall, March 13, 1967 (46 made)

Field Goal Percentage

- .588, vs. Washington State, March 19, 1996 (30-51)
Opponent
.621, by Texas Christian, March 15, 1999 (36-58)

Three-Point Goals

- 10, vs. Colorado State, March 14, 1996 (17 att.)
10, at Texas Christian, March 15, 1999 (19 att.)
Opponent
12, by Penn State, March 21, 1995 (28 att.)

Three-Point Attempts

- 24, vs. New Mexico State, March 19, 1993 (8 made)
Opponent
28, by Penn State, March 21, 1995 (12 made)

Three-Point Percentage

- .588, vs. Colorado State, March 14, 1996 (10-17)
Opponent
.571, by Arkansas State, March 16, 1989 (8-14)

Free Throws

- 33, vs Canisius, March 13, 1985 (41 att.)
33, vs. Tulane, March 26, 1996 (45 att.)
Opponent
29, by Xavier, March 14, 1991 (40 att.)

Free Throw Attempts

- 45, vs. Tulane, March 26, 1996 (33 made)
Opponent
40, by Xavier, March 14, 1991 (28 made)

Free Throw Percentage

- .900, at Ohio State, March 20, 1989 (9-10)
Opponent
.905, Arkansas, March 12, 1998 (19-21)

Rebounds

- 49, vs. Connecticut, March 19, 1992
Opponent
63, by Marshall, March 13, 1967

Assists

- 24, three times, most recently vs. Arkansas State, March 16, 1989
Opponent
26, by Texas Christian, March 15, 1999

Blocked Shots

- 6, vs. Texas Christian, March 24, 1983
6, vs. Washington State, March 19, 1996
6, vs. Fresno State, March 22, 1996
6, vs. Washington, March 12, 1997
Opponent
10, by DePaul, March 28, 1983
10, by Connecticut, March 21, 1997
10, by Texas Christian, March 15, 1999

Steals

- 15, vs. Washington, March 12, 1997
Opponent
16, by Tulane, March 26, 1996

Nebraska Postseason Tournament Play

<u>Year</u>	<u>Tournament/Round</u>	<u>Opponent</u>	<u>Result</u>	<u>Site</u>
1948-49	*NCAA Playoff	Oklahoma State	L, 35-52	Kansas City, Mo.
1966-67	NIT/First	Bye		
	Quarterfinals	Marshall	L, 88-119	New York City
1977-78	NIT/First	Utah State	W, 67-66	Lincoln, Neb.
	Quarterfinals	Texas	L, 48-67	Austin, Texas
1979-80	NIT/First	Michigan	L, 69-76	Ann Arbor, Mich.
1982-83	NIT/First	Tulane	W, 72-65	Lincoln, Neb.
	Second	Iona	W, 85-73	Lincoln, Neb.
	Quarterfinals	Texas Christian	W, 67-57	Lincoln, Neb.
	Semifinals	DePaul	L, 58-68	New York City
1983-84	NIT/First	Creighton	W, 56-54	Omaha, Neb.
	Second	Xavier (Ohio)	L, 57-58	Cincinnati, Ohio
1984-85	NIT/First	Canisius	W, 79-66	Lincoln, Neb.
	Second	UCLA	L, 63-82	Los Angeles, Calif.
1985-86	NCAA/First	Western Kentucky	L, 59-67	Charlotte, N.C.
1986-87	NIT/First	Marquette	W, 78-76	Lincoln, Neb.
	Second	Arkansas	W, 78-71	Lincoln, Neb.
	Quarterfinals	Washington	W, 81-76	Lincoln, Neb.
	Semifinals	Southern Mississippi	L, 75-82	New York City
	Third Place	Arkansas-Little Rock	W, 76-67 (OT)	New York City
1988-89	NIT/First	Arkansas State	W, 81-79	Lincoln, Neb.
	Second	Ohio State	L, 74-85	Columbus, Ohio
1990-91	NCAA/First	Xavier (Ohio)	L, 84-89	Minneapolis, Minn.
1991-92	NCAA/First	Connecticut	L, 65-86	Cincinnati, Ohio
1992-93	NCAA/First	New Mexico State	L, 79-93	Syracuse, N.Y.
1993-94	NCAA/First	Pennsylvania	L, 80-90	Uniondale, N.Y.
1994-95	NIT/First	Georgia	W, 69-61	Lincoln, Neb.
	Second	Penn State	L, 59-65	Lincoln, Neb.
1995-96	NIT/First	Colorado State	W, 91-83	Fort Collins, Colo.
	Second	Washington State	W, 82-73	Lincoln, Neb.
	Third	Fresno State	W, 83-71	Fresno, Calif.
	Semifinals	Tulane	W, 90-78	New York City
	Championship	St. Joseph's	W, 60-56	New York City
1996-97	NIT/First	Washington	W, 67-63	Lincoln, Neb.
	Second	Nevada	W, 78-68	Reno, Nev.
	Third	Connecticut	L, 67-76	Storrs, Conn.
1997-98	NCAA/First	Arkansas	L, 65-74	Boise, Idaho
1998-99	NIT/First	UNLV	W, 68-55	Lincoln, Neb.
	Second	Texas Christian	L, 89-101	Fort Worth, Texas

NU Postseason Tournament Summary

In the NCAA: 0-6 (1986, 1991, 1992, 1993, 1994, 1998)

In the NCAA Playoffs: 0-1* (1949)

In the NIT: 20-11 (1967, 1978, 1980, 1983, 1984, 1985, 1987, 1989, 1995, 1996, 1997, 1999)

All-Time Postseason Record: 20-17

*Playoff game between Big Seven and Missouri Valley Conference champions for berth in eight-team NCAA Tournament field. Not considered to be "official" participation in the NCAA Tournament.



Nebraska Postseason Tournament Box Scores

1967 NIT

Marshall 119, Nebraska 88

March 13--at New York City

Thundering Herd (119): Stone 20-38 6-6 46, Redd 6-12 5-8 17, Allen 1-2 1-2 3, Davidson 8-17 7-8 23, Diantoni 9-15 6-6 24, Dawson 0-1 0-0 0, D. Blankenship 1-1 0-0 2, Stepp 0-1 0-0 0, Watson 0-1 0-0 0, K. Blankenship 1-2 2-2 4, Beam 0-0 0-0 0. Team 46-90 27-32 119.

Cornhuskers (88): Tom Baack 13-24 7-9 33, Nate Branch 6-12 2-2 14, Willie Campbell 8-20 1-4 17, Stuart Lantz 4-14 1-2 9, Jim Damm 2-5 1-1 5, Frank Empkey 2-5 0-0 4, Ron Simmons 1-3 0-0 2, Roger Leitner 0-2 0-1 0, Robert Wagner 1-2 0-3 2, Dan Shaver 0-1 0-0 0, Charles Stone 0-2 2-2 2. Team 37-90 14-22 88.

Marshall	58	61	--	119
Nebraska	39	49	--	88

FG%: Marshall 51.1, Nebraska 41.1. FT%: Marshall 84.4, Nebraska 63.6. Rebounds: Marshall 63 (Allen 16, Stone 11), Nebraska 47 (Baack 10). Personal fouls: Marshall 16, Nebraska 19. Fouled out: None. Assists: Marshall 21 (D'Antoni 11), Nebraska 19 (Baack 5). Officials: Lou Eisenstein, Jim Lennon. Attendance: 9,332.

Game Notes: In Huskers' first-ever "official" postseason appearance, Marshall decked NU, 119-88...Thundering Herd set NIT single-game records for points (119), field goals (46)...George Stone's 46 points most by college player in Madison Square Garden in 1967, equaled most-ever vs. Huskers...Baack had 33 points in final collegiate game, most points ever for NU player in postseason game...Huskers ended season with 16-9 mark, Marshall went on to a fourth-place tournament finish.

1978 NIT

Nebraska 67, Utah State 66

March 8--at Lincoln, Neb.


Aggies (66): Preston Bailless 1-2 0-0 2, Dean Hunger 7-10 0-0 14, Mike Santos 10-16 0-0 20, Keith McDonald 5-11 3-3 13, Oscar Williams 2-5 3-4 17, Rawlee Perkins 0-0 0-0 0, Gary Furniss 0-0 0-0 0, Brian Jackson 2-2 6-8 10. Team 27-46 12-15 66.

Cornhuskers (67): Terry Novak 2-8 0-0 4, Curt Hedberg 3-8 5-5 11, Carl McPipe 4-9 2-6 10, Brian Banks 5-11 0-0 10, Bob Moore 1-4 0-0 2, Mike Naderer 6-9 0-12, Mark McVicker 0-1 0-0 0, Andre Smith 8-11 2-2 18. Team 29-61 9-13 67.

Utah State	36	30	--	66
Nebraska	32	35	--	67

FG%: Utah State 58.7, Nebraska 47.5. FT%: Utah State 80.0, Nebraska 69.2. Rebounds: Utah State 31 (Santos 9), Nebraska 24 (McPipe 7). Personal fouls: Utah State 16, Nebraska 16. Fouled out: Hunger. Assists: Utah State 21 (Williams 9), Nebraska 20 (Novak, Banks 6). Turnovers: Utah State 18, Nebraska 9. Blocked shots: Utah State 3 (Santos 3), Nebraska 0. Steals: Utah State 5 (McDonald 2), Nebraska 10 (Novak, Naderer 3). Officials: Rich Eichhorst and Rich Wanamaker. Attendance: 8,029.

Game Notes: Nebraska picked up school-record tying 22nd victory with first-round NIT victory over Utah State...first NIT appearance for Huskers since 1967...Aggies held 10-point first-half lead, were up four at halftime...game was tied at 62 with 2:34 to play, but McPipe's free throw with 1:52 left gave NU lead for good and its first postseason tournament win ever.



Nebraska's 1948-49 team lost to Oklahoma State, 52-35, in a playoff game at Kansas City, Mo., with a berth to the eight-team NCAA Tournament on the line.

Texas 67, Nebraska 48

March 15--at Austin, Texas

Cornhuskers (48): Terry Novak 2-8 0-0 4, Curt Hedberg 0-5 2-2, Carl McPipe 7-19 2-3 16, Mike Naderer 0-2 2-2 2, Brian Banks 3-7 0-0 6, Bob Moore 0-5 0-0 0, Gerald Myrthil 1-4 0-0 2, Andre Smith 7-10 0-0 14, Sil Despot 1-1 0-0 2. Team 21-61 6-7 48.

Longhorns (67): Ron Baxter 4-6 2-3 10, Tyrone Branyan 4-6 0-0 8, Garry Goodner 6-8 4-5 16, Jim Krivacs 7-15 4-4 18, John Moore 6-9 1-1 13, John Danks 0-0 1-1 2, Tom Nichols 0-0 0-0 0. Team 27-44 13-15 67.

Nebraska	24	24	--	48
Texas	31	36	--	67

FG%: Nebraska 34.4, Texas 61.4. FT%: Nebraska 85.7, Texas 86.7. Rebounds: Nebraska 28 (McPipe 7), Texas 32 (Baxter 13). Personal fouls: Nebraska 15, Texas 13. Fouled out: None. Assists: Nebraska 13 (Novak 3), Texas 13 (Branyan, Moore 4). Turnovers: Nebraska 13, Texas 16. Blocked shots: Nebraska 0, Texas 1 (Baxter 1). Steals: Nebraska 4 (Banks 2), Texas 3 (Branyan, Goodner, Moore 1). Officials: Reggie Copland, Ben Dunn. Attendance: 13,000.

Game Notes: Texas and Coach Abe Lemons ended Nebraska's hopes for a school-record 23rd victory with a 21-point win over the Cornhuskers in Austin...NU trailed by seven at intermission, but shot 27.8 percent from the floor in the final 20 minutes while the Longhorns connected at a 68.4 percent clip...Huskers pulled within six early in second half, but Texas delivered 16-6 run and never looked back...Longhorns went on to win NIT title...Huskers ended season with 22-8 record.

1980 NIT

Michigan 76, Nebraska 69

March 6--at Ann Arbor, Mich.

Cornhuskers (69): Ray Collins 5-11 4-4 4 14, Tim West 2-5 0-0 1 4, Andre Smith 13-18 4-6 30, Mike Naderer 0-2 1-2 1, Jack Moore 6-11 4-4 16, Greg Downing 1-2 0-0 2, Mark McVicker 1-4 0-0 2. Team 28-53 13-16 69.

Wolverines (76): Mike McGee 12-22 1-1 25, Thad Garner 2-5 1-4 5, Paul Heurman 7-8 2-2 16, Mark Lozier 0-1 0-0 0, Johnny Johnson 7-10 5-6 19, Keith Smith 4-7 3-3 11, Marty Bodnar 0-3 0-0 0, Mark Bodnar 0-0 0-0 0. Team 32-56 12-16 76.

Nebraska	31	38	--	69
Michigan	34	42	--	76

FG%: Nebraska 52.8, Michigan 57.1. FT%: Nebraska 81.2, Michigan 75.0. Rebounds: Nebraska 25 (Smith 12), Michigan 28 (Johnson 7). Personal fouls: Nebraska 16, Michigan 16. Fouled out: Collins, Heurman. Assists: Nebraska 7 (Moore 2), Michigan 9 (Johnson 4). Turnovers: Nebraska 10, Michigan 11. Blocked shots: Nebraska 3 (Collins, Moore, Downing 1), Michigan 2 (Garner, Heurman 1). Steals: Nebraska 4 (Collins 4), Michigan 6 (Lozier, Johnson 2). Officials: Ron Zetcher, Dick Sanders, Jack Savage. Attendance: 9,756.



Nebraska's 1983 NIT Semifinal team

Game Notes: After a heartbreaking 60-59 loss to Kansas State in semifinals of Big Eight Tournament, Nebraska made second NIT appearance in three seasons...next-to-last game for Michigan coach Johnny Orr, who resigned following the season to become head coach at Iowa State...Huskers' Smith ended career with 30-point, 12-rebound effort...Michigan held 34-31 halftime lead and opened second half with 16-6 run and NU never came closer than three after that...loss ended NU's season at 18-13.

1983 NIT

Nebraska 72, Tulane 65

March 17--at Lincoln, Neb.

Green Wave (65): Paul Thompson 4-15 2-3 10, Elton Webster 6-10 3-4 15, John Williams 4-10 2-2 10, Daryl Moreau 3-7 0-0 6, Howard Jenkins 6-10 0-0 3, Kevin Saulny 2-2 0-0 4, Danny Gauthier 0-1 0-0 0, Curtis Wallace 4-5 0-1 8. Team 29-60 7-10 65.

Cornhuskers (72): Claude Renfro 4-10 2-3 10, Stan Cloudy 10-17 0-0 20, Dave Hoppen 6-10 4-9 16, David Ponce 7-14 2-3 16, Greg Downing 4-7 0-0 8, Eric Williams 0-3 0-0 0, Lenard Johnson 1-1 0-0 2. Team 32-62 8-15 72.

Tulane	35	30	--	65
Nebraska	36	36	--	72

FG%: Tulane 48.3, Nebraska 51.6. FT%: Tulane 70.0, Nebraska 53.3. Rebounds: Tulane 31 (Webster 9), Nebraska 37 (Cloudy 14). Personal fouls: Tulane 16, Nebraska 12. Fouled out: none. Assists: Tulane 18 (Moreau, Jenkins 6), Nebraska 24 (Cloudy 7). Turnovers: Tulane 16, Nebraska 11. Blocked shots: Tulane 2 (Thompson, Webster 1), Nebraska 0. Steals: Tulane 4 (four with one), Nebraska 9 (Ponce 3). Officials: Jim Harvey, Bob Straface, James Burroughs. Attendance: 12,053.

Game Notes: Nebraska earned first postseason bid in three seasons and picked up first postseason win since 1978 with opening-round victory over Green Wave...Huskers held one-point halftime lead, then used 57.7 percent shooting from the field in the last half to secure the win...Huskers used 12-7 run to take 10-point advantage and Green Wave never got closer than five.

Nebraska 85, Iona 73

March 21--at Lincoln, Neb.

Gaels (73): Tony Hargraves 3-9 2-4 8, Gary Springer 4-5 2-2 10, Bob Coleman 2-4 1-2 5, Rory Grimes 7-13 5-8 19, Steve Burt 9-16 4-5 22, Arnie Russell 4-5 1-2 9, Chris Crockett 0-2 0-0 0, Dan Parascandola 0-0 0-0 0, Mark Hooper 0-0 0-0 0. Team 29-54 15-23 73.

Cornhuskers (85): Claude Renfro 6-8 4-6 16, Stan Cloudy 9-17 6-8 24, Dave Hoppen 6-11 3-5 15, David Ponce 2-5 5-6 11, Greg Downing 4-8 2-4 10, Eric Williams 1-2 0-0 2, Leonard Johnson 2-2 3-5 7, Terry Smith 0-0 0-0 0, Handy Johnson 0-1 0-0 0. Team 31-54 23-34 85.

Iona	39	34	--	73
Nebraska	40	45	--	85

FG%: Iona 53.7, Nebraska 57.4. FT%: Iona 65.2, Nebraska 67.6. Rebounds: Iona 36 (Russell 10), Nebraska 27 (Cloudy 8). Personal fouls: Iona 31, Nebraska 18. Fouled out: Springer, Coleman, Russell. Assists: Iona 11 (Grimes 6), Nebraska 24 (Cloudy, Williams 5). Turnovers: Iona 30, Nebraska 17. Blocked shots: Iona 2 (Springer, Russell 1), Nebraska 5 (Johnson 3). Steals: Iona 7 (Burt 3), Nebraska 6 (Renfro 3). Officials: Sonny Holmes, Allie Prescott, Bob McGrath. Attendance: 14,712.

Game Notes: Nebraska advanced to the NIT quarterfinals with a 12-point victory over Iona...Huskers held one-point halftime lead, but visiting Gaels took 47-46 lead on Hargraves' dunk, but Cloudy jumper seconds later gave NU lead for good...Cloudy had second straight 20-point outing with a game-high 24 points.

Nebraska 67, Texas Christian 57

March 24--at Lincoln Neb.

Horned Frogs (57): Doug Arnold 7-17 2-2 16, Nick Cucinella 0-1 0-0 0, Brian Christensen 3-6 0-0 6, Dennis Nutt 4-15 0-0 8, Darrell Browder 11-27 3-6 25, Tom Mortimer 0-1 0-0 0, Kenny Hart 0-0 0-0 0, Johnny Pate 1-1 0-0 2, Paul Kapturkiewicz 0-0 0-0 0. Team 26-68 5-8 57.

Cornhuskers (67): Claude Renfro 1-2 6-9 8, Stan Cloudy 8-13 2-2 18, Dave Hoppen 8-14 0-0 16, David Ponce 2-8 2-3 6, Greg Downing 5-6 0-0 10, Brett Hughes 0-0 0-1 0, Eric Williams 1-1 0-0 2, Leonard Johnson 2-3 1-2 5, Trent Scarlett 0-0 2-2 2. Team 27-47 13-19 67.

Texas Christian	19	38	--	57
Nebraska	36	31	--	67

FG%: Texas Christian 38.2, Nebraska 57.4. FT%: Texas Christian 62.5, Nebraska 68.4. Rebounds: Texas Christian (Arnold 9), Nebraska 31 (Cloudy 9). Personal fouls: Texas Christian 20, Nebraska 17. Fouled out: none. Assists: Texas Christian 7 (Browder 3), Nebraska 23 (Ponce, Downing 7). Turnovers: Texas Christian 15, Nebraska 18. Blocked shots: Texas Christian 3 (Arnold 3), Nebraska 6 (Hoppen 4). Steals: Texas Christian 8 (Arnold 3), Nebraska 4 (Ponce 2). Officials: Jim Desmond, Mike Stockner, Art Willard. Attendance: 14,753.

Game Notes: Nebraska bolted to a 19-8 lead in the game's first eight minutes, and owned 36-19 halftime advantage as Huskers held Horned Frogs to 27.6 percent shooting from the floor in the opening half...Huskers built lead to as many as 24 in last half, and the closest TCU came was 10 twice...Cloudy again led the way with a team-high 18 points...crowd was largest of the season, allowed Huskers to break the Devaney Center record for total attendance...fans started lining up before 6 a.m. on March 22nd for tickets to game, the then-14,438-seat Devaney Center sold out in five hours after windows opened at 9 a.m....school-record-tying 22nd win.

DePaul 68, Nebraska 58

March 28--at New York City (Semifinals)

Blue Demons (68): Tyrone Corbin 5-9 5-7 15, Kevin Holmes 1-4 2-2 4, Brett Burkholder 0-2 3-4 3, Tony Jackson 5-10 7-9 17, Kenny Patterson 2-7 5-7 9, Bernard Randolph 5-13 3-6 13, Walter Downing 2-8 1-2 5, Raymond McCoy 0-1 0-0 0, Jerry McMillan 1-2 0-0 2. Team 21-56 26-37 68.

Cornhuskers (58): Stan Cloudy 2-13 0-0 4, Claude Renfro 5-13 3-4 13, Dave Hoppen 5-13 5-13 15, Greg Downing 3-6 4-4 10, David Ponce 2-5 0-1 4, Eric Williams 2-5 2-2 6, Leonard Johnson 3-6 0-0 6, Terry Smith 0-1 0-0 0, Kenny Walton 0-0 0-0 0. Team 22-62 14-24 58.

DePaul	36	32	--	68
Nebraska	31	27	--	58

FG%: DePaul 37.5, Nebraska 35.5. FT%: DePaul 70.3, Nebraska 58.3. Rebounds: DePaul 48 (Corbin 16), Nebraska 41 (Hoppen 9). Personal fouls: DePaul 19, Nebraska 27. Fouled out: Jackson, Downing, Renfro, Ponce. Assists: DePaul 11 (Patterson 3), Nebraska 18 (Downing 5). Turnovers: DePaul 16, Nebraska 18. Blocked shots: DePaul 10 (Downing 8), Nebraska 4 (Hoppen 4). Steals: DePaul 9 (Burkholder, Jackson 2), Nebraska 7 (Downing 3). Officials: Joey Sylvester, Ed Cartotto, Dave Pollack. Attendance: 8,614.

Game Notes: DePaul ended Nebraska's NIT title bid...Hoppen earned first-team All-NIT honors...Huskers never led, as Blue Demons built 15-point first-half lead and led by five at halftime...NU tied game at 52 on Hoppen jumper with 8:42 to go, but Patterson's jumper seconds later gave DePaul lead for good as Huskers hit just 30.3 percent from the floor in last half...Huskers ended season with 22-10 record, DePaul lost in title game to Fresno State.

1984 NIT

Nebraska 56, Creighton 54

March 15--at Omaha, Neb.

Cornhuskers (56): Ronnie Smith 2-4 0-0 4, Stan Cloudy 0-3 0-0 0, Dave Hoppen 11-20 3-3 25, David Ponce 4-7 2-2 10, Eric Williams 3-8 0-0 6, Brian Carr 2-7 0-0 4, Curtis Moore 3-7 1-2 7, James Moore 0-1 0-0 0, John Matzke 0-0 0-0 0. Team 25-57 6-7 56.

Bluejays (54): Gregory Brandon 1-6 0-0 2, Karlas Gripado 0-0 0-0 0,

Benoit Benjamin 10-14 3-3 23, Gary Swain 4-7 2-3 10, Vernon Moore 6-11 2-5 14, Kenny Evans 2-6 1-2 5, Reggie Morris 0-0 0-0 0, Kenny Smith 0-0 0-0 0. Team 23-44 8-13 54.

Nebraska	28	28	--	56
Creighton	31	23	--	54

FG%: Nebraska 43.9, Creighton 52.2. FT%: Nebraska 85.7, Creighton 61.5. Rebounds: Nebraska 27 (Hoppen 10), Creighton 30 (Benjamin 14). Personal fouls: Nebraska 14, Creighton 12. Fouled out: Ponce. Assists: Nebraska 15 (Carr, Ponce 5), Creighton 9 (Moore 4). Turnovers: Nebraska 9, Creighton 14. Blocked shots: Nebraska 1 (Cloudy), Creighton 3 (Benjamin 2). Steals: Nebraska 4 (Smith 3), Creighton 7 (Evans 3). Officials: Verl Sell and Mike Stockner. Attendance: 9,158.

Game Notes: After handing Creighton a 65-56 loss in Lincoln during the regular season, the Cornhuskers rallied from three-point halftime deficit to knock off Bluejays in first round of NIT at Omaha...Hoppen tied the game at 54 with 12 seconds to play, and put Nebraska ahead when he made a free throw after a technical foul had been called on CU's Benjamin...Moore then made one of two free throws with three seconds left to give NU two-point win...Hoppen had game-high 25 points, outscored Creighton's Benjamin in two meetings, 52-33...NU earned consecutive postseason bids for first time ever.

Xavier 58, Nebraska 57

March 19--at Cincinnati, Ohio

Cornhuskers (57): Curtis Moore 2-8 1-1 5, Ronnie Smith 2-3 0-0 4, Dave Hoppen 9-14 4-5 22, David Ponce 5-9 0-0 10, Eric Williams 1-6 0-0 2, Brian Carr 1-3 0-1 2, Stan Cloudy 5-11 2-2 12, John Matzke 0-0 0-0 0. Team 25-54 7-9 57.

Muskateers (58): Dexter Bailey 4-8 0-1 8, John Shimko 0-3 4-4 4, Jeff Jenkins 9-14 0-0 18, Ralph Lee 1-5 2-2 4, Victor Fleming 6-10 8-8 20, Leroy Greenridge 0-0 0-0 0, Richard Harris 2-4 0-2 4, Walter McBride 0-0 0-0 0. Team 22-44 14-17 58.

Nebraska	25	32	--	57
Xavier	30	28	--	58

FG%: Nebraska 46.3, Xavier 50.0. FT%: Nebraska 77.8, Xavier 82.4. Rebounds: Nebraska 29 (Hoppen 7), Xavier 26 (Shimko 6). Personal fouls: Nebraska 18, Xavier 12. Fouled out: Ponce. Assists: Nebraska 18 (Williams 5), Xavier 14 (Lee 9). Turnovers: Nebraska 13, Xavier 14. Blocked shots: Nebraska 0, Xavier 2 (Bailey, Jenkins 1). Steals: Nebraska 5 (Cloudy 2), Xavier 4 (four with one). Officials: Don Ferguson, Walley Tanner, Reggie Copeland. Attendance: 9,519.

Game Notes: Forced to the road for a second straight game because the Devaney Center was being utilized for the NCAA Midwest Regional, Huskers couldn't overcome Xavier's five-point halftime advantage...Nebraska had 49-48 lead with five minutes to play, but Xavier scored four-straight points to take 52-49 lead and closest Huskers came was one on two occasions...NU pulled to within 56-55 on Cloudy jumper with 22 seconds to play, but Shimko's free throws sealed Muskateer win...Hoppen had game-high 22 to lead Huskers, would go on to play for NIT All-Star team in summer...NU ended season with 18-12 record.

1985 NIT

Nebraska 79, Canisius 66

March 13--at Lincoln, Neb.

Golden Griffins (66): Brian Smith 1-5 3-4 5, Derrick Russell 0-3 2-2 2, Mike Smrek 6-7 2-4 14, Michael Ray Jackson 4-7 2-3 10, Ray Hall 5-13 6-8 16, Gregg Martinsen 1-2 3-7 5, Mike Trivisonno 0-2 0-0 0, Lamont Gilbert 3-7 0-0 6, Chris Heinold 4-11 0-1 8. Team 24-57 18-28 66.

Cornhuskers (79): Curtis Moore 5-12 1-1 11, Bill Jackman 4-8 7-9 15, Dave Hoppen 4-8 13-16 21, Harvey Marshall 5-10 4-4 14, Brian Carr 3-5 4-5 10, Demetrius Buchanan 1-5 3-4 5, Anthony White 0-0 0-0 0, Joel Sealer 0-0 1-2 1, Mike Martz 0-1 0-0 0, Ronnie Smith 0-1 0-0 0, John Matzke 1-3 0-0 2. Team 23-53 33-41 79.

Canisius	33	33	--	66
Nebraska	36	43	--	79

FG%: Canisius 42.1, Nebraska 43.3. FT%: Canisius 64.2, Nebraska 80.5. Rebounds: Canisius 38 (Martinsen 7), Nebraska 34 (Jackman 10). Total fouls: Canisius 31, Nebraska 25. Fouled out: Smrek, Gilbert, Heinhold, Moore, Matzke. Assists: Canisius 12 (Hall 3, Martinsen 3, Trivisonno 3), Nebraska 18 (Marshall 5). Turnovers: Canisius 14, Nebraska 8. Blocked shots: Canisius 2 (Heinhold 2), Nebraska 1 (Smith 1). Steals: Canisius 4 (Smith 2), Nebraska 9 (Moore 4). Officials: Eric Harmon, Verl Sell, Ted Hillary. Attendance: 7,443.

Game Notes: Nebraska's third-straight NIT bid...game tied Sports Center records for free-throw attempts by both teams (69), disqualifications by both teams (five), disqualifications by one team (3 by Canisius)...Hoppen passed Andre Smith to become Nebraska's No. 2 and Big Eight's No. 12 career scorer with 1,724 points...Jackman had career-high 10 rebounds.

UCLA 82, Nebraska 63

March 19--at Los Angeles

Cornhuskers (63): Curtis Moore 4-8 0-0 8, Bill Jackman 4-6 0-0 8, Dave Hoppen 10-20 3-4 23, Brian Carr 2-6 0-0 4, Harvey Marshall 4-10 0-0 8, Ronnie Smith 1-1 0-0 2, John Matzke 1-1 0-0 2, Demetrius Buchanan 3-6 0-0 2, Mike Martz 0-0 0-0 0, Joel Sealer 1-2 0-0 2, Anthony White 0-0 0-1 0. Team 30-60 3-7 63.

Bruins (82): Gary Maloncon 5-12 0-0 10, Reggie Miller 10-15 9-9 29, Brad Wright 1-6 2-4 4, Montel Hatcher 8-13 2-2 18, Nigel Miguel 6-10 2-2 14, Kelvin Butler 1-1 0-0 2, Corey Gaines 0-2 1-2 1, Dave Immel 0-1 0-0 0, Jack Haley 1-1 0-0 2, Jerald Jones 1-1 0-0 2, Jeff Dunlap 0-0 0-0 0, Darryl Morris 0-1 0-0 0. Team 33-63 16-19 82.

Nebraska	31	32	--	63
UCLA	41	41	--	82

FG %: Nebraska 50.0, UCLA 52.4. FT%: Nebraska 42.9, UCLA 84.2. Rebounds: Nebraska 27 (Hoppen 9), UCLA 34 (Wright 15). Total fouls: Nebraska 19, UCLA 12. Fouled out: Matzke. Assists: Nebraska 18 (Carr 6), UCLA 16 (Wright 4). Turnovers: Nebraska 17, UCLA 12. Blocked shots: Nebraska 3 (Smith 2), UCLA 5 (Wright 4). Steals: Nebraska 5 (Moore 2), UCLA 8 (Miller 4). Officials: Robert McKendry, James Danner, Fred Carbone. Attendance: 7,228.

Game Notes: Hoppen became eighth Big Eight player and first Husker to score 700 points in a season, finishing with 704... Nebraska's ninth-straight road loss...NU ended season with 16-14 record, UCLA went on to win NIT title for first time ever.



Nebraska's 1986 NCAA Tournament team

1986 NCAA

Western Kentucky 67, Nebraska 59

March 14--at Charlotte, N.C.

Cornhuskers (59): Bernard Day 8-14 2-4 18, John Matzke 0-1 0-0 0, Chris Logan 3-5 4-8 10, Harvey Marshall 4-9 3-3 11, Brian Carr 4-12 2-2 0, Darren Brown 0-0 0-0 0, Anthony Bailous 4-6 2-2 10. Team 23-47 13-19 59.

Hilltoppers (67): Kannard Johnson 4-11 2-2 10, Ray Swogger 8-15 0-0 16, Clarence Martin 5-8 1-3 11, James McNary 0-8 8-8 8, Billy Gordon 6-16 0-0 12, Kurk Lee 0-0 0-0 0, Brett McNeal 2-4 0-0 4, Fred Tisdale 0-0 0-0 0, Tellis Frank 3-6 0-0 6. Team 28-68 11-13 67.

Nebraska	26	33	--	59
Western Kentucky	33	34	--	67

FG%: Nebraska 48.9, Western Kentucky 41.1. FT%: Nebraska 68.6, Western Kentucky 84.6. Rebounds: Nebraska 35 (Logan 12), Western Kentucky 35 (Martin 12). Total fouls: Nebraska 14, Western Kentucky 18. Fouled out: none. Assists: Nebraska 8 (Carr 5), Western Kentucky 11 (McNary 7). Turnovers: Nebraska 13, Western Kentucky 4. Blocked shots: Nebraska 0, Western Kentucky 0. Steals: Nebraska 2 (Marshall 1, Logan 1), Western Kentucky 1 (Gordon 1). Officials: Mark Reischling, Charlie Vacca, Sam Lickliter. Attendance: 11,666.

Game Notes: Nebraska's first official appearance in NCAA Tournament...Huskers trailed, 53-35, with 10:34 left, outscored Hilltoppers 20-6, to pull within 59-55 with 1:33 to go, but could get no closer...Huskers ended season with a 19-11 record...Coach Moe Iba resigned after game.

1987 NIT

Nebraska 78, Marquette 76

March 11--at Lincoln, Neb.

Warriors (76): David Boone 4-8 4-8 12, Michael Flory 3-6 0-0 6, Tom Copa 7-9 0-1 14, Michael Sims 1-2 0-0 3, Tony Smith 6-9 5-6 18, Kevin Johnson 6-9 3-4 16, Pat Foley 2-4 0-0 4, Tony Reeder 0-1 1-2 1. Team 29-48 13-20 76.

Cornhuskers (78): Derrick Vick 5-9 4-4 14, Bernard Day 8-8 2-2 18, Bill Jackman 2-4 5-8 9, Henry T. Buchanan 3-9 1-3 9, Brian Carr 5-11 0-2 12, Jeff Rekeweg 0-2 0-0 0, Richard van Poelgeest 0-2 0-0 0, Anthony Bailous 6-7 2-2 14, Keith Neubert 1-2 0-0 2. Team 30-54 14-21 78.

Marquette	44	32	--	76
Nebraska	38	40	--	78

Three-point goals: Marquette 5-13 (Flory 2-5, Sims 1-2, Smith 1-2, Johnson 1-2, Foley 0-2), Nebraska 4-10 (Buchanan 2-4 Carr 2-5, Rekeweg 0-1). FG%: Marquette 60.4, Nebraska 55.6. FT%: Marquette 65.0, Nebraska 66.7. Rebounds: Marquette 28 (Copa 9), Nebraska 22 (Vick 6, Day 6). Personal fouls: Marquette 18, Nebraska 16. Fouled out: none. Assists: Marquette 19 (Johnson 8), Nebraska 16 (Day 5). Turnovers: Marquette 19, Nebraska 11. Blocked shots: Marquette 1 (Copa), Nebraska 1 (Jackman 1). Steals: Marquette 5 (Copa 3), Nebraska 8 (Day 3). Officials: Daniel Christmas, Ronald Olesiak, Daniel Taylor. Attendance: 12,096.

Game Notes: Carr hit short game-winning jumper with .07 seconds left, and was fouled in the act of shooting...he intentionally missed free throw and Marquette was unable to call time out...first Nebraska-Marquette game in 28 years...fifth straight postseason tournament bid for the Cornhuskers.

Nebraska 78, Arkansas 71

March 17--at Lincoln, Neb.

Razorbacks (71): Mike Ratliff 3-4 1-3 7, Stephan Moore 1-2 0-0 2, Mario Credit 2-2 0-0 4, Keith Wilson 0-6 3-4 3, Ron Huery 3-8 4-7 10, Allie Freeman 3-4 3-5 9, Andrew Lang 2-4 0-1 4, Kenny Hutchinson 1-1 0-0 2, Phillip McKellar 3-4 2-2 9, Cannon Whitby 1-4 0-1 2, Tim Scott 5-12 3-5 17, Shawn Baker 0-1 2-2 2. Team 24-52 18-30 71.

Cornhuskers (78): Derrick Vick 8-9 2-5 18, Bernard Day 6-8 7-9 19, Bill Jackman 1-5 0-0 2, Henry T. Buchanan 0-7 11-13 11, Brian Carr 2-9 2-4 6, Jeff Rekeweg 0-0 0-0 0, Richard van Poelgeest 0-2 0-0 0, Anthony Bailous 9-12 2-3 20, Joel Sealer 0-0 0-0 0, Mike Martz 0-0 0-0 0, Keith Neubert 1-3 0-0 2. Team 27-55 24-34 78.

Arkansas	12	59	--	71
Nebraska	31	47	--	78

Three-point goals: Arkansas 5-17 (Huery 0-4, McKellar 1-1, Whitby 0-3, Scott 4-9), Nebraska 0-5 (Buchanan 0-1, Carr 0-4). FG%: Arkansas 46.2, Nebraska 49.1. FT%: Arkansas 60.0, Nebraska 70.6. Rebounds: Arkansas 33 (Lang 8), Nebraska 39 (Jackman 9). Personal fouls: Arkansas 28, Nebraska 24. Fouled out: Wilson, Bailous. Assists: Arkansas 9 (Huery 3), Nebraska 18 (Buchanan 6). Turnovers: Arkansas 19, Nebraska 16. Blocked shots: Arkansas (3 with 1), Nebraska 0. Steals: Arkansas 10 (Huery 4), Nebraska 4 (four with 1). Officials: Ted Hillary, Randy Drury, Ronald Winter. Attendance: 14,529.

Game Notes: Razorbacks' 12 first-half points were a Devaney Center record for the fewest scored in a half, but their 59 second-half points were two off the record for most in a half...Hogs had as many turnovers as field-goal attempts (15) in the first half and made just three field goals...Arkansas closed within 53-50 with 7:12 left, but Huskers answered with 11-1 rally to regain breathing room and wrapped up win when Buchanan made six-straight free throws in last 1:41...Huskers' fifth straight home-court win, NU's seventh win in seven all-time NIT home games...crowd was largest of season.

Nebraska 81, Washington 76


March 21--at Lincoln, Neb.

Huskies (76): Kevin Vidato 0-1 0-0 0, Phil Zevenbergen 4-11 4-4 12, Chris Welp 8-12 2-2 18, Greg Hill 10-25 0-1 25, Eldridge Recasner 4-7 2-2 10, Jeff Sanor 0-0 0-0 0, Al Moscatel 0-1 4-4 4, Mark West 1-2 3-4 5, Ron Caldwell 1-1 0-0 2, J.D. Taylor 0-1 0-2 0. Team 28-61 15-19 76.

Cornhuskers (81): Derrick Vick 5-13 7-10 17, Bernard Day 4-8 7-8 15, Bill Jackman 1-2 2-3 4, Henry T. Buchanan 5-6 2-2 15, Brian Carr 4-11 7-8 17, Richard van Poelgeest 0-2 0-0 0, Anthony Bailous 2-8 3-5 7, Keith Neubert 2-6 2-2 6. Team 23-56 30-38 81.

Washington	30	46	--	76
Nebraska	36	45	--	81

Three-point goals: Washington 5-14 (Hill 5-13, Moscatel 0-1), Nebraska 5-11 (Buchanan 3-4, Carr 2-6 Bailous 0-1). FG%: Washington 45.9, Nebraska 41.1. FT%: Washington 78.9, Nebraska 78.9. Rebounds: Washington 42 (Zevenbergen 10), Nebraska 30 (Vick 8). Personal fouls: Washington 30, Nebraska 18. Fouled out: Zevenbergen, Welp, Vidato, Moscatel. Assists: Washington (Moscatel 4), Nebraska 15 (three with 3). Turnovers: Washington 21, Nebraska 14. Blocked shots: Washington 3 (Zevenbergen 2), Nebraska 1 (Vick 1). Steals: Washington 2 (Zevenbergen 1, Recasner 1), Nebraska 11 (Jackman 3). Officials: Dan Christmas, Ken Falkner, Tom O'Neill. Attendance: 14,460.



Nebraska's 1987 NIT Semifinal team

Game Notes: Nebraska built a 57-44 lead with 11:26 left, but Hill hit three-straight three-point goals to ignite a 27-9 Washington rally which gave Huskies 71-66 lead with 2:02 to go...Huskers rallied to regain 72-71 lead, but two Recasner free throws put Washington back up, 73-72, with 50 seconds left...Carr hit a three-point shot with 33 seconds remaining to give NU the lead for good, 75-73, then hit four free throws in last 14 seconds...Buchanan's two free throws with four seconds to go iced Nebraska's second trip in five years to New York and NIT Final Four...win also gave Nebraska its fifth 20-win basketball season...Carr increased career scoring total to 1,152 passing Marvin Stewart and Brian Banks to move into ninth on Husker career scoring chart...his three assists increased his career total to 666 and he moved past Iowa State's Jeff Hornacek into second on the Big Eight career assist chart...crowd was second-largest of season, enabling Nebraska to set season total attendance record of 197,395...Huskers' sixth straight homecourt win, eighth win in eight NIT home games.

Southern Mississippi 82, Nebraska 75

March 24--at New York City (Semifinals)

Golden Eagles (82): Derrek Hamilton 4-13 3-4 11, John White 5-12 6-7 19, Randolph Keys 10-18 4-4 24, Casey Fisher 2-5 0-0 6, Kenny Siler 2-7 0-1 4, Willie Brown 0-2 0-0 0, Randy Pettus 3-7 0-1 8, Jurado Hinton 4-5 2-3 10, Jimmy Smith 0-0 0-0 0. Team 30-69 15-20 82.

Cornhuskers (75): Derrick Vick 8-9 3-4 19, Bernard Day 4-9 6-9 14, Bill Jackman 3-7 1-1 7, Henry T. Buchanan 3-10 0-0 7, Brian Carr 5-14 1-1 12, Anthony Bailous 5-12 2-3 14, Keith Neubert 1-4 0-0 2, Richard van Poelgeest 0-0 0-0 0, Jeff Rekeweg 0-1 0-0 0. Team 29-66 13-19 75.

Southern Mississippi	43	39	--	82
Nebraska	42	33	--	75

Three-point goals: Southern Mississippi 7-14 (White 3-5, Fisher 2-4, Siler 0-1, Pettus 2-4), Nebraska 4-9 (Buchanan 1-2, Carr 1-4, Bailous 2-3). FG%: Southern Mississippi 43.5, Nebraska 43.9. FT%: Southern Mississippi 75.0, Nebraska 68.4. Rebounds: Southern Mississippi 46 (Keys 9), Nebraska 39 (Jackman 9). Personal fouls: Southern Mississippi 18, Nebraska 22. Fouled out: none. Assists: Southern Mississippi 22 (Pettus 8), Nebraska 16 (Carr 7). Turnovers: Southern Mississippi 17, Nebraska 19. Blocked shots: Southern Mississippi 6 (Keys 2, Hinton 2), Nebraska 2 (Day 1, Bailous 1). Steals: Southern Mississippi 6 (White 2, Keys 2), Nebraska 9 (Bailous 3). Officials: Larry Lembo, Jim Garvey, Jim Kinsey. Attendance: 7,965.

Game Notes: Nebraska led by 13 twice in first half, second time at 22-9 with 13:10 to go, but Eagles came back to take 43-42 halftime lead...Huskers bounced back at start of second half and led, 56-52, with 11:01 left, but USM launched 21-6 rally to take command of the game...Eagles went on to win NIT title game from La Salle two nights later, 84-80...first-ever meeting between Nebraska and Southern Mississippi.

Nebraska 76, Arkansas-Little Rock 67 (OT)

March 26--at New York City (Semifinals)

Cornhuskers (76): Derrick Vick 6-11 5-7 17, Bernard Day 4-5 2-4 10, Bill Jackman 3-5 2-2 8, Henry T. Buchanan 3-7 0-0 8, Brian Carr 6-16 3-3 18, Keith Neubert 2-5 2-4 6, Anthony Bailous 2-7 4-4 9, Mike Martz 0-0 0-0 0. Team 26-57 18-24 76.

Trojans (67): James Dawn 8-16 6-9 22, Daron Hoges 5-14 1-3 11, Jeff Cummings 0-0 2-2 2, Juric Brown 3-9 3-4 9, Paul Springer 1-2 0-0 2, Curtis Kidd 4-11 8-9 16, Reggie Smith 1-1 0-0 2, Eddie Powell 1-6 0-0 3. Team 23-59 20-27 67.

Nebraska	37	28	11--	76
Arkansas-Little Rock	32	33	2--	67

Three-point goals: Nebraska 6-13 (Buchanan 2-5, Carr 3-7, Bailous 1-1), Arkansas-Little Rock 1-7 (Dawn 0-1, Brown 0-2, Powell 1-4). FG%: Nebraska 46.4, Arkansas-Little Rock 39.0. FT%: Nebraska 75.0, Arkansas-Little Rock 74.1. Rebounds: Nebraska 34 (Vick 12), Arkansas-Little Rock 42 (Dawn 13). Personal fouls: Nebraska 19, Arkansas-Little Rock 19. Fouled out: Jackman, Neubert. Assists: Nebraska 19 (Carr 9), Arkansas-Little Rock 17 (Springer 5). Turnovers: Nebraska 14, Arkansas-Little Rock 15. Blocked shots: Nebraska 5 (Vick 3), Arkansas-Little Rock 2 (Cummings 1, Kidd 1). Steals: Nebraska 8 (Carr 6), Arkansas-Little Rock 7 (Dawn 2, Hoges 2, Kidd 2). Officials: Jim Burr, Dave Day, Mark DiStaola. Attendance: 12,742.

Game Notes: Nebraska led by as many as 12 in first half and was up, 58-51, with 9:17 left in regulation, but UALR outscored Huskers, 12-2, over next six minutes to take 63-60 lead with 3:25 to go...Carr hit three-pointer to tie, then Day scored with 1:44 left to give NU 65-63 lead...Dawn scored 15 seconds later to tie it again, but missed two potential game-winning free throws with 20 seconds left...Nebraska scored first 11 points of overtime to get 21st win of season...win was Huskers' fourth in OT in 1986-87 and team's ninth straight in overtime over four-year period...Carr's nine assists (all in regulation) left him with 682 career assists, two behind the Big Eight record of 684 set the previous week by Cedric Hunter of Kansas...Vick was named to All-NIT team.

1989 NIT

Nebraska 81, Arkansas State 79

March 16--at Lincoln, Neb.

Indians (79): John Tate 11-16 1-6 23, Ed Louden 8-15 1-222, Greg Williams 1-1 0-0 2, Chris Dillard 2-5 0-1 5, Carl Archer 2-3 0-1 4, Alan Bannister 3-5 0--0 6, Bo Brown 4-5 3-5 11, Barry Mayberry 1-4 0-0 3, Kyle James 1-2 0-0 3, Bobby Collins 0-0 0-0 0. Team 33-56 5-15 79.

Cornhuskers (81): Richard van Poelgeest 7-10 2-4 16, Beau Reid 4-8 3-6 12, Rich King 6-8 4-7 16, Clifford Scales 0-4 0-0 0, Eric Johnson 6-13 4-4 18, Pete Manning 3-4 5-6 11, Ray Richardson 3-7 1-2 8, Todd Koca 0-0 0-0 0, Dapreis Owens 0-1 0-1 0. Team 29-55 19-30 81.

Arkansas State	33	46	--	79
Nebraska	42	39	--	81

Three-point goals: Arkansas State 8-14 (Louden 5-8, Dillard 1-2, Mayberry 1-3, James 1-1), Nebraska 4-9 (Reid 1-2, Johnson 2-3, Richardson 1-4). FG%: Arkansas State 58.9, Nebraska 52.7. FT%: Arkansas State 33.3, Nebraska 63.3. Rebounds: Arkansas State 36 (Brown 9), Nebraska 26 (Manning 5). Personal fouls: Arkansas State 23, Nebraska 26. Assists: Arkansas State 19 (Archer 7), Nebraska 24 (Scales 10). Turnovers: Arkansas 22, Nebraska 12. Blocked shots: Arkansas State 2 (Williams, Bannister), Nebraska 2 (King, Manning). Steals: Arkansas State 6 (Brown 3), Nebraska 9 (Johnson 4). Officials: Dan Nicksich, William Kennedy, Richard Ball. Attendance: 8,862.

Game Notes: Arkansas State's Dillard had chance to send game into overtime, but the freshman missed the front end of one-and-one free throw with no time left on clock (officials ruled that foul by Nebraska's Johnson came before horn sounded)...Huskers roared to 65-48 lead with 12:21 left, but 10-0 Indian run from 4:59 to 0:48 capped 31-11 ASU rally that gave visitors' 79-76 lead...Johnson, playing in what proved to be his final career home game, got NU within 79-78 on 13-foot jumper with 0:32 left, grabbed rebound when Archer missed front end of one-and-one with 0:25 to go, then hit both ends of two-shot free throw situation with 0:14 left for winning points...Scales failed to score for first time in 1988-89, but had career-high 10 assists, equalling season high for Huskers...win gave NU 9-0 Devaney Center record in NIT, assured winning season, was Nebraska's only 1988-89 win when opponent shot 50 percent or better from field...first-ever NU-ASU meeting.

Ohio State 85, Nebraska 74

March 20--at Columbus, Ohio

Cornhuskers (74): Richard van Poelgeest 1-3 0-0 2, Beau Reid 4-11 1-2 9, Rich King 2-6 0-0 4, Eric Johnson 9-15 0-0 23, Clifford Scales 2-6 2-2 6, Dapreis Owens 7-11 4-4 18, Pete Manning 1-5 0-0 2, Ray Richardson 3-9 2-2 10. Team 29-66 9-10 74.

Buckeyes (85): Tony White 3-6 0-0 6, Jerry Francis 6-15 0-0 12, Perry Carter 5-7 3-6 13, Chris Jent 1-5 1-2 4, Jamaal Brown 3-6 5-6 13, James Bradley 3-6 2-3 11, Eli Brewster 0-1 0-0 0, Joe Dumas 1-1 2-2 4, Treg Lee 1-1 0-0 2, Steve Hall 0-0 0-0 0, Grady Mateen 6-9 8-9 20, Bill Robinson 0-1 0-0 0. Team 29-58 21-28 85.

Nebraska	37	37	--	74
Ohio State	43	42	--	85

Three-point goals: Nebraska 7-19 (Reid 0-3, Johnson 5-8, Scales 0-1, Richardson 2-7), Ohio State 6-11 (Jent 1-2, Brown 2-3, Bradley 3-5, Brewster 0-1). FG%: Nebraska 43.9, Ohio State 50.0 FT%: Nebraska 90.0, Ohio State 75.0. Rebounds: Nebraska 30 (Reid 7, Owens 7), Ohio State 25 (Carter 12). Personal fouls: Nebraska 20, Ohio State 13. Fouled out: none. Assists: Nebraska 17 (Reid 5, Johnson 5), Ohio State 15 (Jent 5). Turnovers: Nebraska 16, Ohio State 15. Blocked shots: Nebraska 1 (Scales), Ohio State 4 (Carter 3). Steals: Nebraska 4 (Johnson 2), Ohio State 0. Officials: Kerri Smith, Michael Smith, Paul Andrzejewski. Attendance: 13,276.

Game Notes: Nebraska rallied from eight-point first-half deficit to tie, on three-point goal by Johnson with 1:16 left in half, but Buckeyes got back-to-back three-pointers from freshman guards Brown and Jent to take 43-37 halftime lead...OSU jumped to 58-42 lead in second half, Huskers rallied within 64-57 with 7:23 to go, but 19-2 Buckeye run put game away...Ohio State played 10th straight game without star guard Jay Burson (broken vertebra)...Johnson's 23 points, his high since second game of season,

were helped by school-record-tying five three-point goals...his two steals gave him 68 for the season, breaking the old Nebraska record of 67 set by Brian Carr in 1986-87; he finished his two-year NU career with 128 steals, tying him for second behind Carr (159) with the late Jack Moore...playing some 60 miles from his Mansfield, Ohio, home, Husker freshman Owens scored season-high 18 points, grabbed seven rebounds, one off season high...NU ended with 17-16 record.

1991 NCAA

Xavier 89, Nebraska 84

March 14--at Minneapolis, Minn.

Musketeers (89): Davenport 5-13, 4-4 17, Williams 0-1 4-4 4, Grant 3-6 9-12 15, J. Walker 5-9 7-11 18, Gladden 9-15 0-0 20, Brantley 2-3 2-4 6, Wilson 2-2 1-2 5, Edwards 1-1 0-0 2, Parker 0-0 2-3 2. Team 27-50 29-40 89.

Cornhuskers (84): Tony Farmer 5-9 5-8 15, Beau Reid 2-12 2-4 6, Rich King 11-17 7-8 25, Keith Moody 1-3 0-0 2, Clifford Scales 4-5 3-4 12, Carl Hayes 7-12 1-3 15, Dapreis Owens 0-1 0-0 0, Eric Piatkowski 3-10 1-1 9. Team 33-69 14-27 84.

Xavier	45	44	--	89
Nebraska	42	42	--	84

Three-point goals: Xavier 6-14 (Davenport 3-8, J. Walker 1-2, Gladden 2-3, Brantley 0-1), Nebraska 4-13 (Farmer 0-1, Reid 0-3, King 1-1, Scales 1-2, Piatkowski 2-6). FG%: Xavier 54.0, Nebraska 47.8. FT%: Xavier 72.5, Nebraska 51.9. Rebounds: Xavier 30 (Grant 10), Nebraska 41 (King 12). Personal fouls: Xavier 22, Nebraska 25. Fouled out: Williams, Farmer. Assists: Xavier 14 (J. Walker 8), Nebraska 17 (King 4). Blocked shots: Xavier 2 (Williams, Edwards), Nebraska 5 (King 2, Piatkowski 2). Steals: Xavier 9 (three with 2), Nebraska 8 (Farmer 2, King 2). Officials: Joseph Silvester, Donnee Gray, Bob Vetkoetter. Attendance: 25,348.

Game Notes: Nebraska's best basketball season in memory ended in disappointment as regional third-seeded Huskers lost to tourney-veteran Xavier...underdog Musketeers jumped to 17-8 lead, led by as many as 38-26 with 5:12 left in half before Huskers closed half with 16-7 run...making only its second NCAA appearance ever, its first in five years, Nebraska came back to lead three times in second half, last time at 72-71 on Scales' three-pointer with 7:22 to go...Xavier regained lead for good at 75-74 on J. Walker free throw with 6:03 left...Piatkowski three-pointer pulled Huskers within 80-79 at 3:12, but Musketeers, making sixth straight NCAA appearance, put on a 9-2 rally for insurmountable 89-81 lead in closing seconds...King's second career three-pointer just before buzzer created final margin; playing in school-record 124th game, he increased career rebound total to final of 761, passed Andre Smith to finish third on NU career chart...crowd was largest to ever see Nebraska play basketball...Huskers' 51.9 percent free-throw shooting (14-of-27) was worst of season...Nebraska finished 26-8, Xavier went to 22-9, then lost to Connecticut in second round.

1992 NCAA

Connecticut 86, Nebraska 65

March 19--at Cincinnati, Ohio

Huskies (86): Toraino Walker 3-3 1-2 7, Donyel Marshall 8-14 1-2 19, Dan Cyruk 3-5 0-0 6, Chris Smith 9-22 3-3 24, Scott Burrell 9-16 0-1 20, Donny Marshall 2-4 2-26, Brian Fair 1-4 0-12, Nantambu Willingham 0-10 0-0, Kevin Ollie 0-3 0-0 0, Richie Ashmeade 1-1 0-0 2. Team Totals 36-73 7-11 86.

Cornhuskers (65): Carl Hayes 5-14 2-3 12, Bruce Chubick 2-7 0-2 4, Derrick Chandler 8-17 1-2 17, Jamar Johnson 1-5 2-2 4, Eric Piatkowski 1-12 0-0 3, Dapreis Owens 4-8 4-7 12, Michael Hughes 2-5 2-4 7, Chris Cresswell 2-4 0-0 6. Team Totals 25-72 11-20 65.

Connecticut	49	37	--	86
Nebraska	34	31	--	65

Three-point goals: Connecticut 7-18 (Marshall 2-3, Smith 3-9, Burrell 2-5, Fair 0-1), Nebraska 4-15 (Hayes 0-2, Johnson 0-2, Piatkowski 1-5, Hughes 1-2, Cresswell 2-4). FG%: Connecticut 49.3, Nebraska 34.7. FT%: Connecticut 63.6, Nebraska 55.0. Rebounds: Connecticut 40 (Burrell 11), Nebraska 49 (Chandler 11). Personal fouls: Connecticut 18, Nebraska 12. Fouled out: none. Assists: Connecticut 13 (Smith 4, Burrell 4), Nebraska



Nebraska's 1991 NCAA Tournament team owns the school single-season victory record with 26 wins.

14 (Piatkowski 5). Blocked shots: Connecticut 3 (Marshall 2), Nebraska 5 (Chandler 2). Steals: Connecticut 5 (Burrell 3), Nebraska 2 (Hayes, Hughes). Officials: Jerry Donaghy, Michael Smith, Paul Andrejewski. Attendance: 16,002.

Game Notes: No. 8 seed Nebraska made back-to-back NCAA Tournament appearances for first time ever...game was tied four-all with 18:38 left in first half, but ninth-seeded UConn scored 10 straight points to take a 14-4 lead at 15:59...NU rallied to within 22-20 at 9:45 on a Cresswell trey, but the Huskies went on a 19-6 run for 41-26 lead with 2:41 to go in half...Huskies trailed by as many as 26 in final half, shot just 29.7 percent in second stanza...Chandler was named NU's Chevrolet Player-of-the-Game.

1993 NCAA

New Mexico State 93, Nebraska 79

March 19--at Syracuse, N.Y.


Aggies (93): Cliff Reed 11-13 2-3 24, James Dockery 2-4 0-0 4, Tracey Ware 8-12 2-3 18, Marc Thompson 2-6 1-2 5, Sam Crawford 5-10 7-8 20, Darrin Jackson 4-9 1-2 11, Corey Rogers 3-6 0-0 9, David Lofton 0-0 0-0 0, Chris Lopez 0-0 0-0 0, Mike Schultz 1-1 0-0 2, Juriad Hughes 0-0 0-0 0. Team Totals 36-61 13-18 93.

Cornhuskers (79): Terrance Badgett 2-4 0-0 4, Bruce Chubick 3-7 0-0 6, Derrick Chander 7-9 1-1 15, Jamar Johnson 3-8 2-4 10, Eric Piatkowski 10-14 6-8 29, Amos Gregory 1-1 0-0 2, Erick Strickland 2-6 0-0 6, Tom Best 0-0 0-0 0, Jaron Boone 1-4 0-0 3, Andre Woolridge 2-8 0-0 4. Team Totals 31-61 9-13 79.

New Mexico State	42	51	--	93
Nebraska	39	40	--	79

Three-point goals: New Mexico State 8-15 (Crawford 3-6, Jackson 2-3, Rogers 3-6), Nebraska 8-24 (Badgett 0-1, Piatkowski 3-5, Johnson 2-6, Strickland 2-6, Woolridge 0-3, Boone 1-3). FG%: New Mexico State 59.0, Nebraska 50.8. FT%: New Mexico State 72.2, Nebraska 69.2. Rebounds: New Mexico State 34 (Reed, Crawford 6), Nebraska 25 (Chandler 10). Personal fouls: New Mexico State 13, Nebraska 19. Fouled out: none. Assists: New Mexico State 25 (Crawford 16), Nebraska 15 (Woolridge, Boone, Strickland 3). Turnovers: New Mexico State 14, Nebraska 14. Blocked shots: New Mexico State 2 (Ware, Thompson), Nebraska 1 (Gregory). Steals: New Mexico State 10 (Crawford 3), Nebraska 11 (Piatkowski 3). Technical foul: Reed. Officials: Tom Harrington, George Watts, John Cahall. Attendance: 14,287.

Game Notes: Nebraska, the East's 10th seed, earned third-straight NCAA Tournament bid...after 2-2 tie, seventh-seeded New Mexico State went on 19-9 run to take 21-11 lead...Aggies built lead to as many as 12 in first half, were up 40-29 with 4:17 to play, but Cornhuskers' 10-2 run closed gap to 42-39 at halftime...NU tied the game three times in the final half, but after 52-all tie, Aggies scored seven straight points and Nebraska never got closer than five after that...Piatkowski had career-high 29 points, 17 of which came in the first half...Crawford's 16 assists were most ever in NCAA first or



Nebraska's 1992 NCAA Tournament team earned the second of four straight NCAA berths.

second round tournament game...loss ended Nebraska's season at 20-11, New Mexico State, which lost in second round to Cincinnati, improved to 26-7...Piatkowski was named NU's Chevrolet Player of the Game.

1994 NCAA

Pennsylvania 90, Nebraska 80

March 17--at Uniondale, N.Y.


Quakers (90): Barry Pierce 11-15 3-3, 25, Shawn Trice 0-0 0-0 0, Eric Moore 7-10 0-3 15, Matt Maloney 3-11 3-5 12, Jerome Allen 6-16 3-8 18, Donald Moxley 1-1 0-0 2, Andy Baratta 0-1 0-0 0, Scott Kegler 3-7 0-0 9, Tim Krug 4-7 0-0 9. Team Totals 35-68 9-19 90.

Cornhuskers (80): Terrance Badgett 4-9 2-6 10, Eric Piatkowski 10-22 3-4 23, Bruce Chubick 5-8 2-3 12, Jamar Johnson 3-10 4-4 11, Jaron Boone 3-5 2-4 8, Erick Strickland 3-9 0-0 7, Tom Best 1-4 2-2 4, Melvin Brooks 2-2 0-0 5. Team Totals 31-69 15-23 80.

Pennsylvania	46	44	--	90
Nebraska	34	46	--	80

Three-point goals: Pennsylvania 11-27 (Kegler 3-6, Maloney 3-8, Allen 3-9, Moore 1-2, Krug 1-2), Nebraska 3-20 (Brooks 1-1, Johnson 1-4, Strickland 1-7, Piatkowski 0-6, Boone 0-2). FG%: Pennsylvania 51.5, Nebraska 44.9. FT%: Pennsylvania 47.4, Nebraska 65.2. Rebounds: Pennsylvania 37 (Pierce 8), Nebraska 43 (Piatkowski, Chubick 8). Personal fouls: Pennsylvania 17, Nebraska 19. Fouled out: none. Assists: Pennsylvania 25 (Maloney, Allen 10), Nebraska 14 (Johnson 5). Turnovers: Pennsylvania 10, Nebraska 13. Blocked shots: Pennsylvania 1 (Trice), Nebraska 2 (Piatkowski, Chubick 1). Steals: Pennsylvania 7 (Moore, Maloney 2), Nebraska 6 (Johnson 2). Technical fouls: none. Officials: Larry Rose, Richard Cartmell, Charles Tanner. Attendance: 16,204.

Game Notes: Big Eight Tournament champion Huskers watched all-time NCAA record fall to 0-5, as Ivy League champion Quakers handed Huskers 10-point loss at Nassau Coliseum...Nebraska fell behind by 11 twice in game's first 3:34, but rallied to tie the game at 19-all with 10:51 left in opening half...Penn regained the lead on an Allen layin seconds later and led the rest of the way, as Huskers never had lead...Quakers led by as many as 15 in opening half, held 46-34 halftime lead...NU pulled to within six, 50-44, with 15:15 to play, but three straight Penn treys put game away and Nebraska never got closer than eight after that...Huskies went into the game ranked 22nd in the final AP poll, while Penn was unranked in AP, but No. 25 in CNN/USA Today coaches poll...sixth-seeded Huskers, who recorded back-to-back 20-win seasons for first time and advanced to the NCAA Tournament for the fourth straight year, finished 20-10...Quakers, who entered the game as the East's 11th seed, lost to eventual Final Four entrant Florida in second round after improving to 25-2 with win over NU...for second-straight year, Piatkowski was named NU's Chevrolet Player-of-the-Game.



Nebraska's 1993 NCAA Tournament team



Nebraska's 1994 NCAA Tournament team

1995 NIT

Nebraska 69, Georgia 61

March 16--at Lincoln, Neb.

Bulldogs (61): Carlos Strong 3-10 2-4 8, Shandon Anderson 8-16 5-5 22, Charles Claxton 0-4 3-6 3, Perth Robinson 0-2 0-0 0, Katu Davis 5-15 0-0 12, Ty Wilson 6-11 0-0 16, Steve Jones 0-0 0-0 0, Curtis Carrington 0-2 0-0 0, Terrell Bell 0-0 0-0 0. Team Totals 22-60 10-15 61.

Cornhuskers (69): Terrance Badgett 5-7 1-2 11, Melvin Brooks 2-6 2-2 6, Mikki Moore 5-10 2-2 12, Erick Strickland 8-19 3-3 21, Jaron Boone 5-13 1-3 11, Chester Surles 0-4 0-0 0, Tom Wald 3-6 0-0 6, Chris Sallee 0-1 2-2, Jason Glock 0-1 0-0 0. Team Totals 28-67 11-14 69.

Georgia	40	21	--	61
Nebraska	37	32	--	69

Three-point goals: Georgia (Anderson 1-3, Robinson 0-2, Davis 2-8, Wilson 4-8, Carrington 0-1). Nebraska (Brooks 0-2, Strickland 2-10, Boone 0-6, Surles 0-1, Wald 0-1, Glock 0-1). FG%: Georgia 36.7, Nebraska 41.8. FT%: Georgia 66.7, Nebraska 78.6. Rebounds: Georgia 36 (Strong, Anderson 10), Nebraska 44 (Strickland 10). Personal fouls: Georgia 18, Nebraska 13. Fouled out: none. Assists: Georgia 13 (Robinson 7), Nebraska 19 (Boone 6). Turnovers: Georgia 12, Nebraska 9. Blocked shots: Georgia 4 (Claxton 3), Nebraska 3 (Moore 3). Steals: Georgia 6 (Claxton, Davis 2), Nebraska 8 (Badgett, Strickland, Wald 2). Technical fouls: none. Officials: Gerald Seibert, Steve Morris, Keenan Stanley. Attendance: 8,040.

Game Notes: Huskers overcame five-point deficit to end four-game losing streak and keep Devaney Center NIT record perfect (10-0) with a come-from-behind victory...Bulldogs hit 57.7 percent from the field in first half, led by as many as 13 in first half, as NU hit just 40.5 percent from the field in opening half...NU tied game at 46, 52, and 60 in second half, took first lead of game with 1:58 left on dunk by Moore that started Huskers' on 9-1 run to close game...Moore had five of nine points in late surge...Nebraska only led for game's last 1:58...Strickland had career-tying 10 rebounds, turned in third double-double of season with his eighth 20-point outing (21)...win was only one of season for Huskers when trailing with five minutes to play...NU reached 18-win mark for only 15th time in school history...first postseason victory for Nebraska since 81-79 victory over Arkansas State exactly six years earlier.

Penn State 65, Nebraska 59

March 21--at Lincoln, Neb.

Nittany Lions (65): Rahsaan Carlton 7-10 2-3 19, Glenn Sekunda 1-6 0-0 2, John Amaechi 4-7 4-7 12, Dan Earl 4-7 2-2 14, Donovan Williams 0-2 0-0 0, Greg Bartram 3-7 0-0 9, Pete Lisicky 2-11 1-2 7, Michael Joseph 0-0 0-0 0, Phil Williams 1-2 0-0 2. Team Totals 22-52 9-14 65.

Cornhuskers (59): Terrance Badgett 1-3 2-4 4, Melvin Brooks 3-5 1-3 8, Mikki Moore 7-10 1-2 15, Erick Strickland 3-10 3-6 9, Jaron Boone 5-12 1-2 11, Chester Surles 0-1 0-0 0, Tom Wald 1-5 0-0 3, Chris Sallee 1-1 3-4 5, Jason Glock 2-3 0-0 4. Team Totals 23-50 11-21 59.

Penn State	36	29	--	65
Nebraska	36	23	--	59

Three-point goals: Penn State (Carlton 3-5, Sekunda 0-4, Earl 4-6, Williams 0-1, Bartram 3-4, Lisicky 2-8), Nebraska (Brooks 1-3, Strickland 0-1, Boone 0-1, Wald 1-3, Glock 0-1). FG%: Penn State 42.3, Nebraska 46.0. FT%: Penn State 64.3, Nebraska 52.4. Rebounds: Penn State 39 (Amaechi 10), Nebraska 29 (Strickland 7). Personal fouls: Penn State 19, Nebraska 14. Fouled out: none. Assists: Penn State 17 (Earl 7), Nebraska 19 (Strickland 8). Turnovers: Penn State 17, Nebraska 11. Blocked shots: Penn State 2 (Carlton, Williams 1), Nebraska 3 (Moore 3). Steals: Penn State 3 (Earl, Williams, Lisicky 1), Nebraska 10 (Strickland 4). Technical fouls: none. Officials: Paul Janssen, Terry Davis, David Warfel. Attendance: 10,661.

Game Notes: Nebraska hit 59.1 percent from the field in first half, but could only manage 36-all halftime tie with the Nittany Lions...second half saw Huskers run off 12 straight points to take a 48-36 lead with 16:28 left...NU held 56-55 lead with 6:16 left on Moore free throw, but Lions outscored NU 10-3 to finish off game...loss ended NU's 10-game NIT home win streak, 16-game homecourt win streak vs. non-league foes and was only second loss in last 48 non-conference games...Penn State's 12, three-point goals were most vs. Huskers on season...Strickland had four steals to move his career total to 196 and his season mark to 89, both school records at the time.

1996 NIT

Nebraska 91, Colorado State 83

March 14--at Fort Collins, Colo.

Cornhuskers (91): Bernard Garner 4-8, 2-4 10, Erick Strickland 7-13, 3-4 19, Mikki Moore 3-9, 4-4 10, Tyrone Lue 4-8, 1-2 11, Jaron Boone 5-9, 2-2 15, Venson Hamilton 0-0, 2-4 2, Terrance Badgett 4-6, 2-2 11, Andy Markowski 0-2, 0-0 0, Tom Wald 3-4, 3-4 11, Chester Surles 0-0, 2-2 2. Team Totals 30-59, 21-29, 91.

Rams (83): Matt Barnett 4-7, 2-2 11, Delmonte Madison 6-11, 6-6 21, Joe Vogel 8-12, 2-2 18, David Evans 3-13, 2-2 9, Bobby Sellers 5-9, 1-2 11, Jameel Mahmud 2-2, 1-2 5, Ryan Chilton 0-0, 0-0 0, Lorenzo Johnson 2-2, 3-4 7, Bryan Christiansen 0-0, 1-2, 1. Team Totals 30-56 18-22 83.

Nebraska	39	52	--	91
Colorado State	45	38	--	83

Three-point goals: Nebraska 10-17 (Strickland 2-5, Lue 2-4, Boone 3-5, Badgett 1-1, Wald 2-2), Colorado State 5-18 (Barnett 1-2, Madison 3-6, Evans 1-8, Sellers 0-2). FG%: Nebraska 50.8, Colorado State 53.6. FT%: Nebraska 72.4, Colorado State 81.8. Rebounds: Nebraska 30 (Moore 10), Colorado State 28 (Barnett, Vogel 7). Personal Fouls: Nebraska 20, Colorado State 21. Assists: Nebraska 17 (Lue 5), Colorado State 16 (Sellers 7). Fouled out: Nebraska-none, Colorado State-Evans. Turnovers: Nebraska 13, Colorado State 16. Blocked shots: Nebraska 1 (Boone 1), Colorado State 4 (Vogel 2). Steals: Nebraska 5 (Garner 2), Colorado State 7 (Evans 3). Technical fouls: none. Officials: Wayne Unrah, Keenan Stanley, Gerry Pollard. Attendance: 7,261.

Game Notes: Nebraska's 91 total points and 52 points in a half both established school postseason records...Nebraska connected on a season-high 10, three-point goals and shot a season-best and NU postseason-record 58 percent (10-17) from behind the arc...Erick Strickland became the first player in Big Eight history to score 1,500 points, record 250 steals, dish out 400 assists and hit 170 three-point field goals...Nebraska had a season-high seven players in double figures, led by Strickland's 19 points...the Huskers rallied from a six-point halftime deficit by shooting 64 percent from the field in the second half...Nebraska took its first lead of the game at 60-58 with 13:52 remaining.

Nebraska 82, Washington State 73

March 19--at Lincoln, Neb.

Cougars (73): Mark Hendrickson 4-9, 4-9 12, Donminic Ellison 3-7, 1-1 9, Shamon Antrum 4-15, 0-0 11, Carlos Daniel 5-6, 0-1 10, Isaac Fontaine 8-14, 1-2 21, Kareem Jackson 0-1, 0-0 0, Chris Scott 0-2, 0-0 0, Tavares Mack 5-9, 0-1 10. Team Totals 29-63 6-14 73.

Cornhuskers (82): Bernard Garner 6-7, 4-5 16, Erick Strickland 5-7, 6-7 18, Mikki Moore 2-3, 1-2 5, Tyronn Lue 1-1, 0-0 2, Jaron Boone 4-11, 0-0 8, Tom Wald 3-5, 4-5 12, Venson Hamilton 2-8, 2-4 6, Terrance Badgett 6-8, 0-0 12, Andy Markowski 1-1, 1-2 3. Team Totals 30-51 18-25 82.

Washington State	37	36	--	73
Nebraska	47	35	--	82

Three-point goals: Washington State 9-24 (Ellison 2-4, Antrum 3-10, Jackson 0-1, Fontaine 4-7, Scott 0-2), Nebraska 4-11 (Strickland 2-3, Boone 0-5, Wald 2-3). FG%: Washington State 46.0, Nebraska 58.8. FT%: Washington State 42.9, Nebraska 72.0. Rebounds: Washington State 33 (Hendrickson 11), Nebraska 30 (Hamilton 12). Personal Fouls: Washington State 23, Nebraska 15. Assists: Washington State 15 (Ellison 5), Nebraska 17 (Boone, Strickland 4). Fouled out: Washington State-Antrum, Daniel, Mack, Nebraska-none. Turnovers: Washington State 22, Nebraska 19. Blocked shots: Washington State 2 (Daniel 2), Nebraska 6 (Garner, Moore 2). Steals: Washington State 13 (Fontaine, Mack 3), Nebraska 10 (Strickland 3). Technical fouls: none. Officials: Eric Harmon, Terry Davis, David Warfel. Attendance: 9,037.

Game Notes: The Huskers advanced to the third round of the NIT for the first time since 1987...NU improved to 11-1 all-time in home NIT contests...Nebraska shot a school postseason-best 59 percent (30-51) from the field...the Huskers tied a postseason school record with six blocked shots...Jaron Boone, Erick Strickland and Terrance Badgett tied a school record, each playing in their 124th game...Nebraska reached the 18-win mark for the sixth straight season and the 16th time in school history.

Nebraska 83, Fresno State 71

March 22--at Fresno, Calif.

Cornhuskers (83): Bernard Garner 2-6, 2-3 6, Erick Strickland 6-13, 4-4 17, Mikki Moore 4-5, 6-7 14, Tyronn Lue 0-2, 0-0 0, Jaron Boone 5-12, 0-0 13, Tom Wald 3-6, 2-2 10, Venson Hamilton 5-6, 2-2 12, Terrance Badgett 4-6, 1-2 11, Andy Markowski 0-0, 0-0 0. Team Totals 29-56 17-20 83.

Bulldogs (71): Rahsaan Smith 3-6, 0-4 6, Khary Stanley 1-2, 0-2 2, Dominick Young 9-21, 2-2 25, Kendrick Brooks 3-9, 2-4 9, James Gray 3-9, 2-3 9, Gerrit Terdeng 1-3, 0-0 2, Brandon Bakke 0-2, 0-0 0, DeAndre Austin 0-1, 0-0 0, Darnaryl Stamps 0-1, 0-2 0, Darnell McCulloch 7-11, 4-9 18. Team Totals 27-65 10-26 71.

Nebraska	45	38	--	83
Fresno State	40	31	--	71

Three-point goals: Nebraska 8-16 (Strickland 1-4, Boone 3-6, Lue 0-1, Wald 2-3, Badgett 2-2), Fresno State 7-28 (Young 5-17, Brooks 1-6, Gray 1-2, Terdeng 0-1, Bakke 0-2). FG%: Nebraska 51.8, Fresno State 41.5. FT%: Nebraska 85.0, Fresno State 38.5. Turnovers: Nebraska 21, Fresno State 17. Rebounds: Nebraska 35 (Moore, Garner 10), Fresno State 34 (Smith 11). Fouls: Nebraska 18, Fresno State 18. Assists: Nebraska 19 (Strickland 5), Fresno State 13 (Young 6). Fouled out: Nebraska-none, Fresno State-Smith. Blocked shots: Nebraska 6 (Moore 4), Fresno State 1 (Smith 1). Steals: Nebraska 8 (Garner, Wald 2), Fresno State 15 (Young 8). Technical fouls: Nebraska-Hamilton. Officials: Steve Wilson, Andy Rios, Don McAllister. Attendance: 10,132.

Game Notes: Nebraska trailed by as many as 13 points in the first half (24-11), but rallied to take a 45-40 lead into the locker room...the Huskers turned the ball over 17 times in the first half, but committed just four in the second half...NU connected on 17-20 free throws in the contest...for the second straight game NU tied a school postseason record with six blocked shots...Fresno State's Dominick Young broke NU opponent three-point attempt record with 17, making five...Nebraska connected on more than 50 percent of its field goal attempts for the third straight game.

Nebraska 90, Tulane 78

March 26--at New York City (Semifinals)


Green Wave (78): Correy Childs 5-10, 1-5 11, Jerald Honeycutt 6-16, 4-4 16, Lawrence Nelson 2-3, 1-4 5, Chris Cameron 4-8, 2-2 11, LeVeldro Simmons 5-13, 1-3 12, Patrick Lewis 5-7, 1-2 13, Shun Sheffield 2-5, 0-0 4, Rayshard Allen 0-0, 3-4 3, Keith Harris 1-2, 0-0 3, Khalid Morris 0-0, 0-0 0. Team Totals 30-64 13-24 78.

Cornhuskers (90): Bernard Garner 7-11, 6-9 20, Erick Strickland 6-10, 6-6 20, Mikki Moore 2-2, 1-1 5, Jaron Boone 2-7, 5-6 9, Tyronn Lue 3-6, 8-12 15, Venson Hamilton 4-7, 5-6 13, Terrance Badgett 2-2, 1-4 5, Tom Wald 0-1, 0-0 0, Andy Markowski 1-1, 1-1 3, Chester Surlis 0-0, 0-0 0. Team Totals 27-47 33-45 90.

Tulane	41	37	--	78
Nebraska	42	48	--	90

Three-point goals: Tulane 5-16 (Honeycutt 0-4, Cameron 1-3, Simmons 1-3, Lewis 2-4, Harris 1-2), Nebraska 3-8 (Strickland 2-3, Boone 0-2, Lue 1-2, Wald 0-1). FG%: Tulane 46.9, Nebraska 57.4. FT%: Tulane 54.2, Nebraska 73.3. Rebounds: Tulane 30 (Honeycutt 6), Nebraska 35 (Hamilton 9). Fouls: Tulane 27, Nebraska 21. Assists: Tulane 14 (Honeycutt 5), Nebraska 16 (Boone 6). Fouled out: Tulane-Simmons, Lewis, Nebraska-Moore. Turnovers: Tulane 21, Nebraska 25. Blocked shots: Tulane 4 (Nelson 2), Nebraska 4 (Moore 3). Steals: Tulane 16 (Simmons 5), Nebraska 12 (Garner, Hamilton 4). Technical fouls: none. Officials: Bob Donato, William Bush, Tom Lopes. Attendance: 8,346.

Game Notes: Nebraska won an NIT semifinal game for the first time in three tries, after losing in the semifinals in 1983 and 1987...Nebraska posted its 20th victory, marking just the ninth time in school history an NU team posted 20 wins...for the fourth consecutive game in the NIT, NU shot better than 50 percent from the field and scored more than 80 points...the win marked NU's second over the Green Wave in the NIT, as the Huskers also defeated Tulane in the first round of the 1983 tourney when NU also advanced to New York...Nebraska attempted a postseason school-record 45 free throws and tied a postseason school record with 33 made free throws...the Huskers also had a postseason-record 12 steals...Erick Strickland and Bernard Garner each scored 20 points, marking the first time in NU postseason history two players scored 20 or more points in a game.



Nebraska's 1996 NIT Championship team

Nebraska 60, St. Joseph's 56

March 28--at New York City (Championship)

Cornhuskers (60): Bernard Garner 2-3, 0-0 4, Erick Strickland 4-11, 4-4 13, Mikki Moore 4-9, 3-5 11, Tyronn Lue 4-7, 3-3 11, Jaron Boone 4-12, 0-2 11, Tom Wald 1-1, 0-2 2, Terrance Badgett 2-4, 0-0 4, Venson Hamilton 2-5, 0-0 4, Andy Markowski 0-0, 0-0 0. Team Totals 23-52 10-16 60.

Hawks (56): Dmitri Domani 4-6, 2-2 14, Reggie Townsend 8-14, 2-4 18, Will Johnson 2-6, 0-0 4, Mark Bass 1-11, 0-0 3, Rashid Bey 1-8, 1-4 3, Terrell Myers 2-11, 4-6 9, Nemanja Petrovic 2-6, 1-2 5, Duval Simmonds 0-0, 0-0 0. Team Totals 20-62 10-18 56.

Nebraska	34	26	--	60
St. Joseph's	26	30	--	56

Three-point goals: Nebraska 4-10 (Strickland 1-4, Boone 3-4, Lue 0-1, Badgett 0-1), St. Joseph's 6-21 (Domani 4-6, Bass 1-7, Bey 0-2, Myers 1-6). FG%: Nebraska 44.2, St. Joseph's 32.3. FT%: Nebraska 62.5, St. Joseph's 55.6. Rebounds: Nebraska 44 (Moore 13), St. Joseph's 35 (Townsend, Johnson 8). Fouls: Nebraska 19, St. Joseph's 17. Assists: Nebraska 14 (Lue, Boone 4), St. Joseph's 11 (Bey 4). Fouled Out: Nebraska-none, St. Joseph's 17 (Domani 5). Turnovers: Nebraska 20, St. Joseph's 11. Blocked shots: Nebraska 4 (Moore, Hamilton 2), St. Joseph's 3 (Johnson, Petrovic, Simmonds 1). Steals: Nebraska 6 (Strickland 3), St. Joseph's 8 (Myers, Bass 2). Technical fouls: none. Officials: Jim Burr, John Cahill, Donnee Gray. Attendance: 12,464.

Game Notes: Nebraska's NIT Championship was its first national tournament championship of any kind...Nebraska finished the first half on an 11-3 run to take a 34-26 lead into halftime...the Huskers led 47-37 with 10 minutes to play, before St. Joe's went on a 10-0 run to tie the game at 47-all...St. Joseph's connected on just 32 percent of its field goals attempts, the lowest mark against Nebraska in the postseason...Erick Strickland was named the NIT Most Valuable Player, while freshman Tyronn Lue was named to the All-Tournament team...Mikki Moore posted his third double-double of the NIT...after shooting over 50 percent in its first four NIT games, Nebraska made just 44 percent against the Hawks.

1997 NIT**Nebraska 67, Washington 63**

March 12--at Lincoln, Neb.

Huskies (63): Mark Sanford 8-15, 3-5, 20, Jamie Booker 3-7, 4-4, 12, Todd MacCulloch 7-11, 3-5, 17, Jan Wooten 2-4, 0-0, 4, Donald Watts 1-7, 0-1, 2, Chris Thompson 0-1, 0-0, 0, Deon Luton 2-5, 0-2, 4, Patrick Femerling 1-1, 2-2, 4. Team Totals 24-51 12-19 63.

Cornhuskers (67): Bernard Garner 3-5, 1-2, 9, Andy Markowski 1-8, 1-2, 3, Venson Hamilton 4-4, 5-6, 13, Tyronn Lue 5-15, 2-2, 14, Cookie Belcher 4-5, 0-0, 9, Larry Florence 2-4, 2-3, 6, Mikki Moore 4-6, 1-2, 9, Troy Piatkowski 2-5, 0-0, 4. Team Totals 25-52 12-17 67.

Washington	36	27	--	63
Nebraska	33	34	--	67

Three-point goals: Washington 3-13 (Booker 2-3, Sanford 1-3, Watts 0-3, Wooten 0-2, Luton 0-2), Nebraska 5-13 (Garner 2-2, Lue 2-6, Belcher 1-2, Piatkowski 0-3). FG%: Washington 47.1, Nebraska 48.1. FT%: Washington 63.2, Nebraska 70.6. Rebounds: Washington 37 (Sanford 13), Nebraska 26 (Hamilton 10). Fouls: Washington 15, Nebraska 16. Assists: Washington 16 (Booker, Watts 4), Nebraska 14 (Moore, Lue 4). Fouled out: Washington-Booker, Nebraska-none. Turnovers: Washington 22, Nebraska 17. Blocked shots: Washington 1 (MacCulloch 1), Nebraska 6 (Hamilton 4). Steals: Washington 10 (Wooten 3), Nebraska 15 (Belcher 6). Technical fouls: none. Officials: Tim Hutchinson, Gerald Seibert, Ed Schumer. Attendance: 6,015.

Game Notes: Nebraska improved to 18-9 in the NIT, 12-1 at home and 7-0 in first-round home games...Nebraska won for the third straight time against Washington, narrowing the Huskies' series lead to 6-3...the crowd of 6,015 was the smallest in 13 NU home NIT contests...Venson Hamilton had his sixth double-double in his last eight games...Cookie Belcher tied his season high and matched an NU postseason record with six steals...Andy Markowski made his first career start.

Nebraska 78, Nevada 68

March 18--at Reno, Nev.

Cornhuskers (78): Larry Florence 2-4, 3-4, 7, Bernard Garner 6-11, 4-4, 17, Mikki Moore 9-9, 3-7, 21, Tyronn Lue 6-18, 4-5, 18, Cookie Belcher 1-2, 0-0, 2, Alvin Mitchell 1-5, 0-0, 3, Andy Schwindt 1-1, 0-0, 2, Michael Johnette 0-1, 0-0, 0, Troy Piatkowski 0-2, 2-2, 2, Ryan Phifer 1-1, 0-0, 2, Chad Burbach 0-0, 0-0, 0, Andy Markowski 2-4, 0-0, 4. Team Totals 29-58 16-22 78.

Wolfpack (68): Faron Hand 5-8, 6-9, 16, Paul Culbertson 4-12, 6-8, 17, David Morgan 0-5, 1-2, 1, Jimmy Carroll 2-11, 0-0, 6, Richard Brown 2-7, 1-2, 6, Andre McLeod 0-0, 0-0, 0, Tommy Zapata 1-2, 0-0, 2, Lamont Allen 0-2, 0-0, 0, Tim Barnett 5-9, 0-0, 13, Marvin Wilson 2-7, 0-0, 4, Steve Pienkoski 1-1, 1-2, 3. Team Totals 22-64 15-23 68.

Nebraska	37	41	--	78
Nevada	34	34	--	68

Three-point goals: Nebraska 4-16 (Lue 2-7, Garner 1-3, Mitchell 1-4, Piatkowski 0-1, Johnette 0-1), Nevada 9-26 (Barnett 3-5, Culbertson 3-7, Carroll 2-8, Brown 1-5, Allen 0-1). FG%: Nebraska 50.0, Nevada 34.4. FT%: Nebraska 72.7, Nevada 65.2. Rebounds: Nebraska 41 (Moore 15), Nevada 39 (Hand 9). Fouls: Nebraska 18, Nevada 15. Assists: Nebraska 13 (Lue 4), Nevada 14 (Brown 6). Fouled out: none. Turnovers: Nebraska 18, Nevada 15. Blocked shots: Nebraska 5 (Moore, Florence 2), Nevada 0. Steals: Nebraska 7 (Moore, Belcher 2), Nevada 7 (Culbertson 3). Technical fouls: Nebraska-none; Nevada-Hand. Officials: Tim Gabutero, M. Eggers, David Ferrin. Attendance: 11,275.

Game Notes: Nebraska won its seventh straight game in the NIT and improved to 19-9 in the tournament, 13-3 under Nee...NU picked up its 18th win, the seventh straight season the Huskers reached the 18-win mark...Mikki Moore scored 21 points, the third-most in his career and tied his career high with 15 rebounds for his eighth double-double of the season and the fourth in the past two years in NIT play...Moore also tied a school record for most field goals without a miss as he was a perfect 9-9 from the floor...Nevada was the 13th opponent on the season NU held to 40 percent or less from the field.

Connecticut 76, Nebraska 67

March 21--at Storrs, Conn.

Cornhuskers (67): Larry Florence 1-8, 0-0, 2, Bernard Garner 1-8, 0-2, 2, Mikki Moore 9-13, 5-6, 24, Tyronn Lue 7-15, 2-2, 20, Cookie Belcher 4-7, 0-0, 9, Venson Hamilton 4-7, 2-4, 10, Alvin Mitchell 0-0, 0-0, 0, Troy Piatkowski 0-1, 0-0, 0, Andy Markowski 0-3, 0-0, 0. Team Totals 26-62 9-12 67.

Huskies (76): Kevin Freeman 1-5, 7-11, 9, Richard Hamilton 12-14, 6-8, 31, Jake Voskuhl 6-8, 2-2, 14, Rashamel Jones 3-8, 4-4, 12, Ricky Moore 1-6, 6-6, 8, Ruslan Inyatkin 0-0, 0-0, 0, Antric Klaiber 0-1, 0-0, 0, Dion Carson 1-1, 0-0, 2, Monquencio Hardnett 0-1, 0-0, 0, Sam Funches 0-0, 0-0, 0. Team Totals 24-44 25-31 76.

Nebraska	36	31	--	67
Connecticut	27	49	--	76

Three-point goals: Nebraska 6-15 (Lue 4-9, Belcher 1-3, Moore 1-1, Garner 0-2), Connecticut 3-8 (Jones 2-4, Hamilton 1-1, Moore 0-3). FG%: Nebraska 41.9, Connecticut 54.5. FT%: Nebraska 75.0, Connecticut 80.6. Rebounds: Nebraska 31 (Hamilton 6), Connecticut 30 (Voskuhl 8). Fouls: Nebraska 24, Connecticut 13. Assists: Nebraska 8 (Belcher, Markowski 2), Connecticut 13 (Moore 6). Fouled out: Nebraska-Belcher, Connecticut-none. Turnovers: Nebraska 19, Connecticut 20. Blocked shots: Nebraska 4 (Moore, Hamilton 2), Connecticut 10 (Voskuhl 6). Steals: Nebraska 12 (Florence, Moore 3), Connecticut 11 (Voskuhl 3). Technical fouls: none. Officials: Bryan Kersey, Joe DeMayo, Terry Murphy. Attendance: 8,411.

Game Notes: Nebraska's string of seven straight postseason wins ended with the loss...NU dropped to 19-10 all-time in the NIT, 13-4 under Nee...Tyronn Lue finished the season with 17 straight double-figure scoring games...he finished third on the NU single-season scoring chart with 603 points...Mikki Moore finished with the second-highest scoring game of his career with 24 points...Cookie Belcher became just the fourth NU freshman to score 300 or more points in a season...the 14-point deficit UConn overcame was the largest an NU opponent rallied from for victory and the nine-point halftime lead was the largest NU surrendered on the season.

1998 NCAA

Arkansas 74, Nebraska 65

March 12--at Boise, Idaho (West Regional)


Cornhuskers (65): Larry Florence 4-11, 0-0, 8, Tyronn Lue 6-14, 4-4 18, Chad Johnson 1-2, 0-0 2, Cookie Belcher 4-12, 0-0 9, Andy Markowski 4-8, 2-2 10, Troy Piatkowski 2-7, 0-0 4, Venson Hamilton 6-7, 2-5 14, Brant Harriman 0-0, 0-0 0. Team Totals 27-61 8-11 65.

Razorbaks (74): Kareem Reid 6-12, 4-5 17, Landis Williams 0-1, 0-0 0, Pat Bradley 5-12, 4-4 19, Nick Davis 3-4, 2-2 8, Sunday Adebayo 3-4, 2-2 8, Tarik Wallace 4-10, 2-2 13, Guy Whitney 0-0, 0-0 0, Ali Thompson 2-3, 5-6 9, Brandon Davis 0-0, 0-0 0, Chris Walker 0-0, 0-0 0, Jason Jennings 0-0, 0-0 0, Derek Hood 0-2, 0-0 0. Team Totals 23-48 19-21 74.

Nebraska	40	25	--	65
Arkansas	33	41	--	74

Three-point goals: Nebraska 3-16 (Lue 2-6, Belcher 1-6, Piatkowski 0-4), Arkansas 9-20 (Bradley 5-10, Wallace 3-7, Reid 1-3). FG%: Nebraska 44.3, Arkansas 47.9. FT%: Nebraska 72.7, Arkansas 90.5. Turnovers: Nebraska 21, Arkansas 22. Rebounds: Nebraska 30 (Hamilton 10), Arkansas 29 (Adebayo, Wallace 6). Fouls: Nebraska 18, Arkansas 13. Assists: Nebraska 14 (Lue 6), Arkansas 7 (Wallace, Reid 2). Fouled out: Nebraska-Hamilton, Arkansas-none. Blocked shots: Nebraska 2 (Hamilton, Markowski 1), Arkansas 2 (Thompson, N. Davis 1). Steals: Nebraska 13 (Belcher 6), Arkansas 6 (Reid, Wallace 2). Technical fouls: none. Officials: Donnee Gray, Reggie Greenwood, Tim Hutchinson. Attendance: 12,159.

Game Notes: Nebraska dropped to 0-6 all-time in the NCAA Tournament, 0-5 under Danny Nee...the Huskers lost for the first time all season when leading with 5:00 left...NU had been 20-0 when leading at the five-minute mark...Venson Hamilton became Nebraska's single-season rebounding leader as his 10 boards gave him 315 in 1997-98, bettering Chuck Jura's previous school record of 305...Hamilton finished the season with 17 double-doubles...Tyronn Lue reached double figures for the 12th straight game and 51st time in his last 53 games...he finished the season with 678 points, second on the single-season scoring list and just 26 points behind Dave Hoppen's 1985 single-season record of 704 points...Nebraska's 20 wins tied for the seventh-most in school history...Nebraska failed to defeat a nationally ranked team for the first time in eight seasons...with 13 steals, NU upped its season total to 319, breaking the previous record of 315...Cookie Belcher tied his career high with six steals, finished the season with 75 steals, third on the NU single-season chart and moved into second on the career steals list after just two seasons.



Nebraska's 1998 NCAA Tournament team

1999 NIT

Nebraska 68, UNLV 55

March 10--at Lincoln, Neb.

Rebels (55): Kevin Simmons 1-7, 0-0, 3, Shawn Marion 7-17, 4-4, 18, Issiah Epps 4-4, 2-4, 10, Desmond Herod 3-11, 2-2, 11, Mark Dickel 1-2, 0-1, 2, Brian Keefe 1-3, 0-0, 2, Donovan Stewart 1-3, 0-0, 2, Chris Richardson 1-1, 2-2, 4, Edwin Daniels 1-6, 1-2, 3. Team Totals 20-54 11-15 55.

Cornhuskers (68): Larry Florence 8-14, 0-0, 16, Andy Markowski 2-9, 2-3, 6, Venson Hamilton 4-11, 1-2, 9, Chad Johnson 2-5, 2-2, 6, Cookie Belcher 7-10, 2-2, 17, Cary Cochran 0-2, 0-0, 0, Joe Holmes 0-0, 0-0, 0, Troy Piatkowski 3-4, 0-0, 8, Louis Truscott 3-3, 0-1, 4. Team Totals 29-58 7-10 68.

UNLV	29	26	--	55
Nebraska	31	37	--	68

Three-point goals: UNLV 4-23 (Herod 3-10, Simmons 1-3, Daniels 0-4, Keefe 0-2, Marion 0-2, Dickel 0-1, Stewart 0-1), Nebraska 3-9 (Piatkowski 2-3, Belcher 1-3, Cochran 0-2, Johnson 0-1). FG%: UNLV 37.0, Nebraska 50.0. FT%: UNLV 73.3, Nebraska 70.0. Turnovers: UNLV 20, Nebraska 22. Rebounds: UNLV 31 (Simmons, Marion 8), Nebraska 38 (Markowski 11). Fouls: UNLV 12, Nebraska 17. Assists: UNLV 12 (Dickel 6), Nebraska 20 (Belcher 5). Fouled Out: none. Blocked shots: UNLV 2 (Epps 2), Nebraska 5 (Hamilton 4). Steals: UNLV 11 (Daniels 5), Nebraska 13 (Belcher 5). Technical fouls: none. Officials: David Hall, Ron Zetcher, Bobby Hunt. Attendance: 6,022.

Game Notes: Nebraska locked up its second consecutive 20-win season with the victory and the 11th overall in school history...in the game, Cookie Belcher surpassed Erick Strickland to set a new Nebraska career steals record...Venson Hamilton broke the career blocked shots record with four in the game, breaking Mikki Moore's school record...NU improved to 8-0 all-time in first round NIT home contests and 13-1 overall in the event at home...Nebraska's 13-point victory tied its largest ever postseason win, equalling the 13-point margin in a 79-66 victory over Canisius in the 1984 NIT.

TCU 101, Nebraska 89

March 15--at Fort Worth, Texas

Cornhuskers (89): Larry Florence 7-10, 2-3, 16, Andy Markowski 2-3, 2-2, 6, Venson Hamilton 8-19, 3-5, 19, Chad Johnson 2-8, 1-3, 5, Cookie Belcher 5-14, 3-3, 15, Cary Cochran 7-10, 2-2, 23, Joe Holmes 0-1, 0-0, 0, Troy Piatkowski 0-5, 0-0, 0, Louis Truscott 2-4, 0-0, 5. Team Totals 33-74 13-18 89.

Horned Frogs (101): Marquise Gainous 12-18, 6-7, 30, Lee Nailon 7-9, 5-6, 20, Prince Fowler 6-10, 2-2, 17, Vladimir Jaksic 5-10, 2-2, 15, Ryan Carroll 4-8, 1-2, 11, Shannon Long 2-3, 4-8, 8. Team Totals 36-58 20-27 101.


Nebraska	43	46	--	89
TCU	41	60	--	101

Three-point goals: Nebraska 10-19 (Cochran 7-9, Belcher 2-5, Truscott 1-1, Piatkowski 0-2, Johnson 0-1, Hamilton 0-1), TCU 9-21 (Fowler 3-5, Jaksic 3-7, Carroll 2-5, Nailon 1-2, Gainous 0-1, Long 0-1). FG%: Nebraska 44.6, UNLV 62.1. FT%: Nebraska 72.2, TCU 74.1. Turnovers: Nebraska 15, TCU 16. Rebounds: Nebraska 32 (Hamilton 10), TCU 37 (Gainous 9). Fouls: Nebraska 20, TCU 14. Assists: Nebraska 15 (Florence, Belcher, Cochran 4), TCU 26 (Fowler, Jaksic 7). Fouled out: Nebraska-Hamilton, TCU-none. Blocked shots: Nebraska 2 (Hamilton, Belcher 1), TCU 10 (Gainous 5). Steals: Nebraska 13 (Belcher 6), TCU 12 (Gainous, Nailon 3). Technical fouls: none. Officials: Dan Chrisman, Eddie Jackson, Bobby Jacobs. Attendance: 7,166.

Game Notes: Nebraska finished the season with a 20-13 mark, recording its ninth straight postseason appearance and 11th overall in Danny Nee's 13 seasons...NU's 20 victories marked the seventh time under Nee that the Huskers have reached that victory plateau...Cary Cochran connected on seven, three-pointers in the loss, tying the NU school record of most three-pointers in a game, previously held by Chris Cresswell...Cookie Belcher finished his record-setting steals season with 102 thefts...Venson Hamilton finished his career with Nebraska record totals of 1,080 rebounds, 241 blocked shots and 129 games played...for the 12th time in 13 NIT appearances, Nebraska advanced to at least the second round.

NEBRASKA BASKETBALL

HISTORY



The History of Nebraska Basketball

By Mike Babcock

As near as anyone can determine, the University of Nebraska was first represented by a men's basketball team on Feb. 2, 1897, just six years after Dr. James A. Naismith set down the rules of the game at the International YMCA Training School in Springfield, Mass.

A team from the Lincoln YMCA was the opponent, and Nebraska posted an 11-8 victory at Grant Memorial Hall, the home of the Huskers for all but two seasons until the Coliseum opened in 1926. The same teams played in Grant Hall three weeks later with a similar result, as NU won 23-14. Nebraska had to rally in the second game. The *Hesperian*, a student newspaper, reported: "At the end of the first half the score stood 9 to 6 in favor of the visitors but during the second half our boys took a brace and some excellent work was done."

Such was the modest beginning of a program that has enjoyed probably its greatest success over the last 11 seasons, with a 207-142 record (.593), nine postseason appearances, including five NCAA Tournaments, a Phillips 66 Big Eight Tournament title in 1994 and the 1996 National Invitation Tournament championship title.

Nebraska doubled its schedule in 1898, losing twice to the Lincoln YMCA and splitting two games with the Omaha YMCA. A 16-12 loss

against the Omaha YMCA provided evidence as to why Nebraska finished 1-3 that season. According to The *Hesperian* account: "The great difficulty of the University team was mere recklessness. Our boys have been playing with a loose interpretation of the rules. The officials were strict and of course the resulting advantage was in favor of Omaha." Then as now, overly aggressive play had its drawbacks.

Nebraska played teams from other universities for the first time in 1899, winning two games against Nebraska Wesleyan and one against Doane en route to the unofficial state championship. The next season, Nebraska played an out-of-state opponent for the first time, defeating the University of Kansas, 48-8, at Lincoln. That game still ranks as the worst loss for a Jayhawk team and was the first for either school against a present-day NCAA Division I school and the first matching present-day Big 12 Conference institutions.


The Kansas team was coached by Dr. Naismith. The Nebraska student yearbook, *Sombrero*, wrote: "A closely contested game was looked for. The Jayhawkers were, however, completely outclassed, the score being 48-8." Based on the victory against Kansas and four other similarly decisive victories, "the basketball team for this year was undoubtedly superior to any in the west," the *Sombrero* concluded. It would be several years before such a claim could be made again.

Nebraska hired its first full-time coach in 1911. E.O. "Jumbo" Stiehm, who scored 24 points against Nebraska as a Wisconsin basketball player in 1908, coached both football and basketball. His first Husker basketball team won 14 of 15 games, its only loss coming at Minnesota, 40-15. The student newspaper, *The Daily Nebraskan*, blamed the loss on Nebraska's inability to adjust to the Gophers' "100-foot floor."

A *Daily Nebraskan* account of Nebraska's 29-28 season-ending victory against Kansas at Lincoln in 1912 provides evidence that some fans' behavior hasn't changed much over the years.

"The game as a whole was entirely unsatisfactory, being marred by rough tactics of the visitors, incompetent work on the part of the referee and interruptions by the audience, which were in part justifiable."

Nebraska shared the Missouri Valley Conference championship with Kansas in 1912 and 1914 and won the title outright in 1913 under Stiehm's leadership. The 1913-14 team was "so fast it took a movie camera to catch 'em," according to the Cornhusker student yearbook. It was described as a "point-a-minute" team,




Chuck Jura earned All-Big Eight honors in 1972 for Coach Joe Cipriano.

which wasn't quite accurate. Typically, games lasted 40 minutes (though that wasn't always the case), and Nebraska averaged 30 points per game. Guard Sam Carrier became Nebraska's first All-America basketball player in 1913. He and Carl Underwood led the Huskers to 17 victories in 19 games. Underwood was the Missouri Valley Conference scoring leader with 66 points in 10 conference games.

Nebraska won another conference title outright in 1916, after Sam Waugh replaced Stiehm as the Cornhuskers' coach for one season. Stiehm, who coached the first game of the season before giving way to Waugh, had planned to remain at Nebraska through the basketball season before leaving to become coach and athletic director at Wisconsin. But the Nebraska Athletic Board decided to replace him.

Waugh was succeeded by E.J. "Doc" Stewart, whose three Cornhusker teams had a combined record of 29-23. Nebraska was 22-2 in 1919-20 and 11-3 in 1920-21 under Coach P.J. Schissler. After the 1919-20 season, Schissler challenged the University of Chicago to a game, but to no avail. The Cornhuskers also were invited to a postseason AAU tournament in Atlanta but didn't go.

Schissler's teams played as independents. Nebraska lost its affiliation with the Missouri Valley Conference because of a decision to play a football game against Oklahoma in Omaha in 1919. Conference rules prohibited such games (Oklahoma had not yet joined the Missouri Valley Conference). Nebraska returned to the Missouri Valley Conference in 1921, and Owen Frank replaced Schissler as basketball coach. The



Bus Whitehead was a two-time All-Big Seven selection in 1949 and 1950.



Claude Retherford was the leading scorer on NU's 1949 Big Seven Championship team.

remainder of the Roaring 1920s was, for the most part, undistinguished.

Basketball was rough and tumble. There was a center jump after every basket and no requirement to cross mid-court in 10 seconds or less. The ball was a lot different, too, more like a medicine ball, which contributed to some dull games.

The most significant event during the 1920s was the building of the Coliseum, which was dedicated on Feb. 6, 1926. The Cornhuskers dropped a 25-14 decision to Kansas in the first game at their new home, which was built at a cost of \$445,000 and seated 8,000 for basketball. Prior to that, Nebraska played most of its home games in Grant Hall, which seated about a fourth as many fans as the Coliseum and was located just to the north of where the Sheldon Art Gallery now stands.

Athletic Director Fred Leuhring arranged for Nebraska to play its home basketball games at the State Fairgrounds Coliseum in 1921, in order to accommodate more spectators. The Cornhuskers played two seasons at the Fairgrounds Coliseum, which had a wider court than Grant Hall.

The first game there was played on Jan. 14, 1921. Nebraska defeated conference opponent Grinnell 31-10 before an audience of 1,500, according to newspaper estimates. After two seasons, the Cornhuskers returned to Grant Hall, which had been remodeled, and continued to play home games there until the NU Coliseum opened.

Nebraska ended the decade with an 11-5 season under Charles T. Black, a former Kansas All-American in 1928-29. In the next 19 seasons, the Huskers had just two winning records, back-

to-back campaigns under Coach W.H. Browne in 1935-36 and 1936-37. The 1937 team tied Kansas for the Big Six championship, after finishing second to the Jayhawks in 1936.

The 1930s produced four more Cornhusker All-Americans: center Don Maclay in 1931, guard Steve Hokuf in 1933, guard George Wahlquist in 1936 and guard Robert Parsons in 1937. Maclay was the Big Six scoring leader in 1930, scoring 112 points in 10 league games.

Harry Good was hired as head coach in 1946 and after two losing seasons, turned Nebraska's fortunes around. In 1948-49, Good's Huskers went 16-10, tied Oklahoma for the Big Seven regular-season championship and defeated the Sooners, 57-56, in a conference playoff to qualify for an NCAA playoff game. The NCAA Tournament was structured differently then, and the Cornhuskers needed to win that playoff to advance into the NCAA field. They lost to Oklahoma A&M, the Missouri Valley Conference champion, 52-35, at Kansas City, Mo. Coach Henry P. Iba's Aggies went on to finish second to Kentucky, coached by Adolph Rupp, in the NCAA Tournament.

In 1949-50, Nebraska again won 16 games and shared the Big Seven crown with Kansas and Kansas State. That marks the last time the conference had a three-way tie at the top. "We were King in our day," Claude Retherford once told a newspaper reporter. "They were firing football coaches left and right, but we packed 'em in. Oh, people were interested in football, but basketball was THE game on the Nebraska campus when we played." Retherford earned All-Big Seven recognition in 1949 after leading the conference in scoring with a 12.4 points-per-game average.


The Cornhuskers had another first-team All-Big Seven performer in 1949, Milton "Bus" Whitehead. The 6-10 center from Scottsbluff, Neb., also earned all-conference honors in 1950, when he averaged a then-school-record 15.7 points per game. Whitehead was named to the District V All-America team by Collier's Magazine. Whitehead also was the first Cornhusker selected to play in the East-

West All-Star Game in New York City's Madison Square Garden. When he graduated, Whitehead held nine school scoring records.

Nebraska basketball experienced another drought beginning in 1950-51, with 15 consecutive losing seasons. Despite playing for a team that finished last in the Big Seven in 1952, Husker guard Jim Buchanan earned All-America and all-conference honors. And even though the late Jerry Bush, dubbed the "Big Bear of the Coliseum," never produced a winning team in his nine seasons as head coach at Nebraska, his colorful personality and uncanny ability to fashion upsets kept Cornhusker fans entertained.

The most dramatic upset during Bush's tenure as coach came on Feb. 22, 1958, against Kansas. The Jayhawks featured 7-foot center Will Chamberlain and were ranked fourth in the nation when they came to Lincoln. Earlier in the season, the Jayhawks had defeated the Huskers 102-46 at Lawrence, Kan., with Chamberlain matching Nebraska by scoring 46 points. Nebraska scored a 43-41 victory in the rematch, when 5-9 guard Jim Kubacki hit a 15-foot jump shot with two seconds remaining.

But that's only part of the drama. Kubacki, a senior from Toledo, Ohio, spent all but the final 6:53 of the game sitting on the bench in street clothes, forced there by a knee injury and the kind



Andre Smith was the Big Eight Player of the Year for Nebraska in 1981.

of fate from which legends are built. When the Cornhuskers' captain, Gary Reimers, left the game with leg cramps, Kubacki convinced Bush to let him suit up. Four minutes and seven seconds later, Kubacki went into the game. Two minutes and 44 seconds after that, he hit the winning shot.

Bush also had the distinction of coaching the school's first 1,000-point scorer, guard Herschell Turner, who came from Indianapolis, Ind., where he was rated the second-best high school player in the state as a senior, behind only crosstown rival Oscar Robertson. Turner earned All-Big Eight honors in 1960 and ended his Cornhusker career with 1,056 points.

Following the 1962-63 season, Bush was replaced as head coach by Joe Cipriano, who brought the nickname "Slippery Joe" and up-tempo basketball to the Coliseum. His teams pressed full-court and ran a fast-break offense, which led the Big Eight in scoring average in 1966, 1967 and 1968.

Cipriano's first two teams had a combined record of 17-33. But his third team, in 1965-66, was one of the most successful in school history, finishing 20-5 and second to Kansas in the Big Eight. All-Big Eight guard Grant Simmons, the first Cornhusker to earn Academic All-Big Eight honors, was the team's leader.

The 1966-67 team finished 16-9 and made the school's first appearance in the 16-team National Invitation Tournament, played at New York City's

Madison Square Garden. Guard Stu Lantz was a two-time All-Big Eight pick and led the Cornhuskers in scoring and rebounding in both 1966-67 and 1967-68.

Guard Marvin Stewart and center Chuck Jura earned All-Big Eight honors for Cipriano in 1971 and 1972, respectively. Guard Jerry Fort, who finished his career with a then-school-record 1,882 points, was the first Nebraska player chosen first-team all-conference three times, from 1974 through 1976. With Fort's leadership, Nebraska began a string of 14 winning seasons.


In the fall of 1976, Cornhusker basketball moved out of the Coliseum and into the state-of-the-art Bob Devaney Sports Center arena. Located on the State Fairgrounds, the \$13 million athletic complex was financed by a special cigarette tax.

Cipriano coached Nebraska to another 20-victory season in 1977-78. The Cornhuskers, led by All-Big Eight guard Brian Banks, finished with a 22-8 record and advanced to the second round of the NIT. Despite failing health—a battle against cancer that he finally lost—Cipriano shared coaching duties with his assistant, Moe Iba, in 1979-80, and took Nebraska to the NIT again. For their efforts, the duo shared United Press International Big Eight Coach-of-the-Year honors.

Cipriano brought Nebraska into the modern era, coaching 17 seasons and 450 games. His record was 253-197, and those 253 victories represent one-fourth of Nebraska's all-time total. Following Cipriano's death, Iba was named head coach, and he continued Cipriano's winning ways. In Iba's six seasons on the bench, Nebraska was 106-71 and advanced to postseason play four times.

Center Andre Smith was the 1981 Big Eight MVP and twice earned All-Big Eight honors. However, it was the late Jack Moore, a 5-10 playmaker from Muncie, Ind., who captured the hearts of Nebraska fans from 1980 through 1982. Moore earned All-Big Eight honors in 1982, when he won the Naismith Award, given annually to the nation's top player under 6-feet tall. The first three-time academic All-Big Eight pick in Nebraska history, Moore scored 1,204 points and hit .901 from the free throw line during his career.

The cornerstone of Iba's teams from 1983 through 1986 was Omaha, Neb., native Dave Hoppen, a three-time All-Big Eight center and the first Nebraska basketball player to have his jersey number (42) retired by the school. In 1982-83, Hoppen's freshman season, the Cornhuskers were 22-10 and won three games in the NIT before losing to DePaul in the semifinals at



Clifford Scales was a four-year letterman for Nebraska and is one of 22 1,000-point scorers in Husker history.


Madison Square Garden. The Cornhuskers returned to the NIT each of the next two seasons, advancing to the second round both times.

Hoppen's college career, though, was ended by a knee injury he sustained in a game at Colorado on Feb. 1, 1986. He finished as the school's all-time scoring leader with 2,167 points and broke or tied 19 school records during his four-year stay. After Hoppen's injury, Iba's team regrouped and went on to earn the school's first-ever "official" NCAA Tournament berth. Nebraska lost to Western Kentucky in the first round of the Southeast Regional, 67-59. Following the game, Iba announced his resignation.

On March 27, 1986, Danny Nee was officially introduced as Nebraska's 24th basketball coach. During a news conference to announce his hiring, Nee said a "new era" in Cornhusker basketball was beginning. "I understand I have to win, but I believe we have to play a style people will come to see. Basketball was made to be played up and down the floor. I think people will enjoy it."

Nee's 14 teams appeared in postseason play 11 times and topped the 20-victory mark in seven seasons. In his first season, Nebraska was 21-12 and finished third in the NIT.

After a 13-18 record in his second season, the Cornhuskers got back over the .500 mark with a



In six seasons as head coach, Moe Iba guided Nebraska to four postseason appearances, including the school's first-ever NCAA Tournament berth in 1985-86.

17-16 record in 1988-89 and advanced to the second round of the NIT.

Nebraska missed the school single-season record for losses by one in 1989-90 (10-18), then won a school-record 26 games, with only eight losses, in 1990-91. The Cornhuskers reached the Big Eight Tournament championship game for the first time and advanced to the NCAA Tournament, losing to Xavier 89-84 in the first round of the regionals at Minneapolis, Minn.

The 1990-91 team included two first-round NBA draft picks, senior Rich King and redshirted freshman Eric Piatkowski. The 7-2 King was the tallest player in Cornhusker history.

Piatkowski, Nebraska's sixth-man in 1990-91, went on to win first-team all-conference honors twice. He ranks second on the Cornhuskers' career-scoring list, with 1,934 points and he is the only Nebraska player to finish with at least 1,900 points, 600 rebounds (669) and 300 assists (322).

Three more NCAA Tournament appearances followed the record-shattering 1991 season. In 1992-93, the Huskers registered their highest league finish under Nee by tying for second in the Big Eight.

In addition to reaching the NCAA Tournament for a fourth consecutive season and recording back-to-back 20-victory seasons for the first time in school history, Nee's 1993-94 team made history by winning the school's first Phillips 66 Big Eight Tournament title. The Cornhuskers defeated Oklahoma, Missouri and Oklahoma State, in that order, to earn the tournament championship.

Nebraska's NCAA Tournament run ended at four in 1994-95, but the Huskers kept their postseason streak alive with an NIT berth,



Bruce Chubick played on four NCAA Tournament teams in his Nebraska career, spanning from 1991 to 1994.

advancing to the second round. The 1995-96 team struggled down the stretch but was back in the NIT and capped its season with a run to the tournament title.

The Huskers won two games on the road and scored more than 80 points in four of their five games. They finished with a 60-56 victory against St. Joseph's at Madison Square Garden.

"The NIT run was incredible when you look at the teams we beat and how we beat them," Nee said after the remarkable run. "I don't care what anybody says, it was domination."

The 1996 NIT championship team was one of the most talented in school history. Two future NBA players, Erick Strickland and 1998 first-round draft pick Tyrron Lue, were in the backcourt. And two other players on the team scored 1,000 career points, Jaron Boone and freshman Venson Hamilton, who would finish his career in 1999 as the school's all-time leading rebounder and shot-blocker.

Lue's contributions as a freshman to the NIT championship team were only a preview of what was to come. The lightning-quick, 6-0 point guard finished his career as the seventh-leading scorer in school history, and he ranks in the top 10 in 12 other career categories. His leadership carried the 1996-97 Cornhusker team, the first to play in the Big 12, to another NIT appearance.

Behind a late-season run, which included Nebraska's longest conference winning streak in 20 years, Nee's 12th team finished fourth in the Big 12 and

returned to the NCAA Tournament. The bid was the Cornhuskers' fifth during the 1990s and extended the school-record postseason run to eight.

The streak reached nine in 1999, as the Cornhuskers just missed an NCAA Tournament bid and advanced to the second round of the NIT. In the process, Nebraska reached the 20-victory mark for a second consecutive season, and Hamilton was named Big 12 Player of the Year.


The optimism that preceded the 1999-2000 season, Nee's last, quickly faded with the loss of guard Cookie Belcher, who was sidelined by a wrist injury and forced to take a medical redshirt. The Cornhuskers were off-balance almost from the beginning of the season and fell far short of expectations.

Even though Nee became the winningest coach in school history in 1999-2000, getting victory No. 254 to pass Joe Cipriano in the Cornhuskers' final home game against Colorado, his final team finished with an 11-19 record. The 19 losses tied for the most in school history.


With Director of Athletics Bill Byrne setting his sites on bringing Husker basketball back to national prominence, he hired Barry Collier as the Cornhuskers' new coach on April 5, 2000.

In Collier's first season with the Huskers, Nebraska finished 14-16, a three-game improvement over the previous season. Belcher returned to the lineup and led the Huskers with 16.4 points per game to earn second-team All-Big 12 Conference honors.

The Huskers ended the third-longest road drought in the program's history with a 63-61 win at Kansas State, and held opponents to nearly 15 points less per game on the road than the previous season.



Terrance Badgett was a member of the 1994 Big Eight Tournament title squad and the 1996 NIT Championship team.




Carl Hays scored 1,136 points to rank 19th on the school's career scoring list.

Nebraska's 1,000-Point Club

1. Dave Hoppen - 2,167 Points

6-11, 235, C, 1983-86, Omaha, Neb. (Benson)



Three-time All-Big Eight center Dave Hoppen finished his career as Nebraska's all-time leading scorer with 2,167 points. Hoppen, whose four-year collegiate career was cut short by a knee injury in a game at Colorado, Feb. 1, 1986, broke or tied 19 Nebraska records and five Big Eight marks during his standout career. A native of Omaha, Neb., Hoppen was the first player in Husker basketball history to have his jersey (42) retired. Originally drafted by the National Basketball Association's Atlanta Hawks in the third round of

the 1986 draft, he played with both Charlotte and Philadelphia, in addition to a stint in the CBA.

Hoppen's Career Statistics

Season	G-GS	FG-FGA	Pct.	FT-FTA	Pct.	Reb.-Avg.	TP-Avg.
1982-83	32-32	163-311	.524	119-159	.784	161-5.0	445-13.9
1983-84	30-30	220-367	.599	158-208	.760	207-6.9	598-19.9
1984-85	30-30	270-418	.646	164-210	.781	258-8.6	704-23.5
1985-86	19-19	151-245	.616	118-147	.803	147-7.7	420-22.1
Totals	111-111	1,804-1,341	.600	559-724	.772	773-7.0	2,167-19.5

2. Eric Piatkowski - 1,934 Points

6-7, 215, F, 1991-94, Rapid City, S.D. (Stevens)




One of only two players in school history to play on four-straight NCAA Tournament teams, Eric Piatkowski finished his career as the second-leading scorer in school history with 1,934 points. The Most Valuable Player in the 1994 Phillips 66 Big Eight Tournament, Piatkowski had a school and tournament-record 42-point outburst in Nebraska's first-round victory over Oklahoma. A two-time first-team All-Big Eight pick, Piatkowski averaged 21.5 points in his final season as a Husker, and became the first player in school history to score 1,900 points (1,934), grab 600 rebounds (669) and dish out 300 assists (322). A first-round draft pick of the NBA's Indianapolis Pacers, Piatkowski's draft rights were then traded to the Los Angeles Clippers, who he has played with for seven seasons.

Piatkowski's Career Statistics

Season	G-GS	FG-FGA	Pct.	3PtFG	Pct.	FT-FTA	Pct.	Reb.-Avg.	Pts.-Avg.
1990-91	34-1	128-275	.465	44-127	.346	72-86	.837	125-3.7	372-10.9
1991-92	29-28	144-338	.426	47-136	.346	79-109	.725	184-6.3	414-14.3
1992-93	30-30	178-367	.485	48-129	.372	98-129	.760	171-5.7	502-16.7
1993-94	30-30	226-456	.496	63-172	.366	131-165	.794	189-6.3	646-21.5
Totals	123-89	676-1,436	.471	202-564	.358	380-489	.777	669-5.4	1,934-15.7

3. Jerry Fort - 1,882 Points

6-3, 170, G, 1973-76, Chicago, Ill. (Franciscan)




The first Husker basketball player to earn All-Big Eight honors for three-straight seasons, Jerry Fort finished his career with 1,882 points—a record that stood for nine seasons, until Dave Hoppen broke it, Dec. 15, 1985. Fort was a third-round draft pick of the Boston Celtics following his senior season. He scored a then-school-record 40 points against Missouri as a junior. Fort was inducted into the Nebraska Basketball Hall of Fame in 1991.

Fort's Career Statistics

Season	G-GS	FG-FGA	Pct.	FT-FTA	Pct.	Reb.-Avg.	TP-Avg.
1972-73	26-18	151-349	.433	74-104	.712	106-4.0	376-14.5
1973-74	26-26	207-484	.428	54-88	.614	110-4.2	468-18.0
1974-75	26-26	218-508	.429	89-138	.645	91-3.5	525-20.2
1975-76	27-27	201-452	.445	111-156	.712	87-3.2	513-19.0
Totals	105-97	777-1,793	.433	328-486	.675	394-3.8	1,882-17.9

4. Andre Smith - 1,717 Points

6-7, 215, C/F, 1978-81, Chicago, Ill. (Kennedy)



Andre Smith closed his brilliant four-year career in 1980-81 when he led the Big Eight Conference in scoring with a 19.5 average in league games only. Smith was named the conference's player-of-the-year for his efforts—the last Husker to earn that honor until Venson Hamilton in 1999. He was also a two-time all-conference selection. He scored 1,717 points and grabbed 753 rebounds during his Husker career and was chosen in the seventh round of the 1981 NBA

Draft by the Cleveland Cavaliers. He was inducted into the Nebraska Basketball Hall of Fame in 1994.

Smith's Career Statistics

Season	G-GS	FG-FGA	Pct.	FT-FTA	Pct.	Reb.-Avg.	TP-Avg.
1977-78	30-2	105-190	.533	68-111	.613	144-4.8	278-9.3
1978-79	27-27	146-256	.570	72-110	.655	186-6.9	364-13.5
1979-80	31-31	237-388	.610	126-189	.670	251-8.1	600-19.4
1980-81	26-26	185-314	.589	105-152	.691	172-6.6	475-18.3
Totals	114-86	673-1,148	.586	371-562	.660	753-6.6	1,717-15.1

5. Jaron Boone - 1,609 Points

6-6, 195, G, 1993-96, Salt Lake City, Utah (Skyline)



Boone played in 127 games and started 102 to rank second and third, respectively, in school history. Boone became the 17th player in school history to reach 1,000 points, but just the fifth to do so before completing his junior season. Boone earned second-team All-Big Eight honors as a junior and helped Nebraska to the NIT Championship his senior year. Boone's 559 points in his junior season is the seventh-highest single-season output in school history. Boone scored 20-or-more


points 18 times in his career and ranks among the school leaders in three-point goals made (second, 181) and attempted (third, 501), assists (second, 446) and minutes (third, 3,624).

Boone's Career Statistics

Season	G-GS	FG-FGA	Pct.	3FG-Att.	Pct.	FT-FTA	Pct.	Reb.-Avg.	TP-Avg.
1992-93	31-8	76-185	.411	17-57	.298	46-56	.821	72-2.3	215-6.9
1993-94	30-28	138-290	.476	35-95	.368	55-78	.705	78-2.6	366-12.2
1994-95	32-32	199-455	.437	70-182	.385	91-134	.679	106-3.3	559-17.5
1995-96	34-34	162-397	.408	59-167	.353	86-123	.699	92-2.7	469-13.8
Totals	127-102	575-1,327	.433	184-501	.367	274-387	.708	348-2.7	1,609-12.7

6. Erick Strickland - 1,586 Points

6-3, 210, G, 1993-96, Bellevue, Neb. (West)




One of two 1,000-point scorers on the 1995-96 team, Erick Strickland finished his career with 1,586 points. Strickland was a second-team all-conference selection as a senior when he led the team in scoring (14.7) and was named the MVP of the NIT. Strickland played in 127 career games, tied for second in school history and started 84. His 516 points in his senior season rank as the 12th-highest single-season total in school history. A three-time member of the Big Eight All-Defensive Team, Strickland is second in steals at Nebraska with 257 thefts, a total which ranks seventh in Big Eight history. Strickland scored 20-or-more points 14 times in his career and ranks third in three-point field goals made (179), second in three-point field goal attempts (512) and fourth in assists (414). He is a member of the NBA's Memphis Grizzlies.

Strickland's Career Statistics

Season	G-GS	FG-FGA	Pct.	3FG-Att.	Pct.	FT-FTA	Pct.	Reb.-Avg.	TP-Avg.
1992-93	31-6	84-185	.454	32-88	.364	43-59	.729	63-2.0	243-7.8
1993-94	30-13	102-241	.423	41-117	.350	77-95	.811	103-3.4	322-10.7
1994-95	31-31	175-394	.444	54-160	.338	101-139	.727	167-5.4	505-16.3
1995-96	35-34	174-399	.436	52-148	.351	116-141	.823	170-4.9	516-14.7
Totals	127-84	535-1,219	.439	179-512	.350	337-434	.776	503-4.0	1,586-12.5

7. Tyrone Lue - 1,577 Points

6-0, 175, G, 1996-98, Mexico, Mo. (Raytown)




One of the newest members of the 1,000-point club, Lue eclipsed the mark early in his junior season. He finished his career with 1,577 points before turning pro a year early. Lue was a first-round draft pick of the Denver Nuggets and was traded on draft night to the Los Angeles Lakers, and is now a member of the Washington Wizards. In addition to ranking seventh in scoring, Lue ranks in the top 10 in 12 other Husker career categories, including assists (third, 432), three-pointers (fourth, 145), games started (sixth, 96) and steals, (sixth, 154). Lue started 96 of 99 games in his Husker career and led NU to three straight postseason appearances, including an NCAA berth in 1998.

Lue's Career Statistics

Season	G-GS	FG-FGA	Pct.	3Pt.FG	Pct.	FT-FTA	.Pct.	Reb.-Avg.	Pts.-Avg.
1995-96	35-34	105-232	.453	20-61	.328	66-96	.688	106-3.0	296-8.5
1996-97	32-30	215-476	.452	47-137	.343	126-155	.813	93-2.9	603-18.8
1997-98	32-32	240-547	.439	78-209	.373	120-145	.828	137-4.3	678-21.2
Totals	99-96	560-1,255	.446	145-407	.356	312-396	.788	336-3.4	1,577-15.9

8. Cookie Belcher - 1,552 Points

6-4, 205, G, 1997-2001, Mexico, Mo. (Mexico)



During the 1999 season, Cookie Belcher became the 21st player in school history to join the Huskers' 1,000-point club. With another stellar campaign in 2001, he moved into the Huskers' all-time top 10, finishing his career with 1,552 points. He was just the eighth player in NU history to reach 1,000 points before the start of his senior season. Belcher also made a strong mark on the Husker record books in other areas. He owns the Nebraska game, season and career records for steals


and tied the single-game record for three-pointers made. For his career, he also ranks in the top 10 on NU's three-point and assist lists and owns the school records for most career starts and games played.

Belcher's Career Statistics

Season	G-GS	FG-FGA	Pct.	3FG-Att.	Pct.	FT-FTA	Pct.	Reb.-Avg.	TP-Avg.
1996-97	33-33	117-256	.457	30-76	.395	41-83	.494	126-3.8	305-9.2
1997-98	32-32	135-305	.443	29-102	.284	55-87	.632	126-3.9	354-11.1
1998-99	32-32	137-320	.428	39-128	.305	64-102	.627	107-3.3	377-11.8
1999-00	4-2	10-16	.625	0-1	.000	4-7	.571	15-3.8	24-6.0
2000-01	30-30	177-394	.449	48-143	.336	90-121	.744	152-5.1	492-16.4
Totals	131-128	576-1,291	.446	146-450	.324	255-400	.638	526-4.0	1,552-11.9

9. Rich King - 1,475 Points

7-2, 260, C, 1988-91, Omaha, Neb. (Burke)




The tallest player in Nebraska history at 7-2, Rich King finished his career with 1,475 points, and then-school records for blocked shots, 183, and games played, 124. King had a big hand in the Huskers' record-breaking 26-8, 1990-91 campaign, as he led the team in scoring (15.5 ppg) and rebounding (8.1 rpg) en route to honorable-mention All-America honors from both AP and UPI. King, who was a first-round draft pick of the Seattle SuperSonics in the 1991 NBA Draft, tied Jerry Fort's then-school single-game scoring record with a 40-point outburst against Northern Illinois, Feb. 18, 1991.

King's Career Statistics

Season	G-GS	FG-FGA	Pct.	3Pt.FG	Pct.	FT-FTA	.Pct.	Reb.-Avg.	Pts.-Avg.
1987-88	29-5	56-108	.519	0-0	---	24-34	.706	84-2.9	136-4.7
1988-89	33-22	136-235	.579	0-0	---	91-139	.655	195-5.9	363-11.0
1989-90	28-21	170-305	.557	0-0	---	110-158	.696	208-7.4	450-16.1
1990-91	34-27	202-352	.574	2-5	.400	120-179	.670	274-8.1	526-15.5
Totals	124-75	564-1,000	.564	2-5	.400	345-510	.676	761-6.1	1,475-11.9

10. Venson Hamilton - 1,416 Points

6-10, 240, C, 1996-99, Forest City, N.C. (Oak Hill Academy)



One of two Huskers to reach the 1,000-point plateau in 1998-99, Venson Hamilton was a four-year standout for Coach Danny Nee. Hamilton finished his career with 1,416 points to rank 10th on NU's all-time scoring list. His senior season was one of the finest campaigns in school history. For his efforts, Hamilton earned Big 12 Player-of-the-Year honors, the first Husker in 18 seasons to capture that prestigious award. Hamilton also finished his career as Nebraska's all-time leader in rebounds (1,080), blocked shots (241) and games played (129). Hamilton was just the fourth player all-time among Big 12 schools to score 1,000 points, grab 1,000 rebounds and block 200 shots in his collegiate career. He was a second-round draft pick of the Houston Rockets.

Hamilton's Career Statistics

Season	G-GS	FG-FGA	Pct.	3FG-Att.	Pct.	FT-FTA	Pct.	Reb.-Avg.	TP-Avg.
1995-96	32-1	71-130	.546	0-1	.000	54-100	.540	161-5.0	196-6.1
1996-97	32-25	124-215	.577	0-0	---	96-148	.649	269-8.4	344-10.8
1997-98	32-30	139-269	.517	0-0	---	80-144	.556	315-9.8	358-11.2
1998-99	33-32	194-388	.500	0-1	.000	130-198	.657	335-10.2	518-15.7
Totals	129-88	528-1,002	.527	0-2	.000	360-590	.510	1,080-8.4	1,416-11.0

11. Carl McPipe - 1,300 Points

6-8, 225, C, 1976-79, Hammond, Ind. (Technical)




One-half of the "Hammond Hustlers" (Brian Banks was the other) 'Pipe,' and 'BB' provided Nebraska with a great four-year, one-two punch. McPipe, a three-year starter, finished his career with 1,300 points. As a junior, McPipe earned USBWA District V honors and was one of 12 starters designated as an All-American by the Citizens Savings Athletic Foundation. In his final year in a Husker uniform, Banks was a repeat pick on the USBWA team and a fifth-round draft selection of the Philadelphia 76ers.

McPipe's Career Statistics

Season	G-GS	FG-FGA	Pct.	FT-FTA	Pct.	Reb.-Avg.	TP-Avg.
1975-76	20-1	25-67	.373	16-22	.727	58-2.9	66-3.3
1976-77	29-29	183-376	.487	74-108	.685	241-8.3	440-15.2
1977-78	29-29	190-357	.532	65-97	.670	228-7.9	445-15.3
1978-79	26-26	148-326	.454	53-90	.589	196-7.5	349-13.4
Totals	104-85	546-1,126	.485	208-317	.656	723-7.0	1,300-12.5

12. Tom Baack - 1,299 Points

6-5, 192, F, 1966-68, Fort Wayne, Ind. (Concordia)




Tom Baack, a 1995 Nebraska Hall of Fame inductee, finished his career with 1,299 points, a figure that stood as the school record until guard Jerry Fort came along 10 years later. He played on three straight winning NU teams from 1965 through 1968, and helped the Huskers to an NIT appearance in 1966-67—NU's first-ever bid to the nation's oldest postseason tournament. Known for his satin-smooth jump shot, Baack served as an assistant at Nebraska for eight seasons, and his 17.3 points-per-game average for his career ranks third in school history. Baack was selected in the 10th round of the 1968 NBA Draft by the Detroit Pistons.

Baack's Career Statistics

Season	G-GS	FG-FGA	Pct.	FT-FTA	Pct.	Reb.-Avg.	TP-Avg.
1965-66	25	147-325	.452	92-108	.852	106-4.2	386-15.4
1966-67	25	188-401	.469	73-90	.811	152-6.1	449-18.0
1967-68	25	191-412	.466	82-99	.828	134-5.4	464-18.6
Totals	75	526-1,138	.462	247-297	.832	392-5.2	1,299-17.3

13. Stuart Lantz - 1,269 Points

6-3, 175, G, 1966-68, Uniontown, Pa.



Stuart Lantz teamed with Tom Baack to give Nebraska a potent one-two offensive punch. Lantz finished his career with 1,269 points and 571 rebounds. A two-time All-Big Eight pick, Lantz went on to play eight years in the NBA with four teams (San Diego/Houston Rockets, Detroit Pistons, New Orleans Jazz, Los Angeles Lakers). A charter member of the Nebraska Basketball Hall of Fame, Lantz had his jersey retired in the fall of 1989.

Lantz's Career Statistics

Season	G	FG-FGA	Pct.	FT-FTA	Pct.	Reb.-Avg.	TP-Avg.
1965-66	25	125-290	.431	56-85	.659	199-8.0	306-12.2
1966-67	25	190-368	.516	101-129	.783	193-7.7	481-19.2
1967-68	25	173-349	.495	136-181	.757	179-7.2	482-19.2
Totals	75	488-1,007	.485	293-395	.742	571-7.6	1,269-16.9

14. Chuck Jura - 1,255 Points

6-10, 220, C, 1970-72, Schuyler, Neb.



One of the top all-around centers in Nebraska history, Chuck Jura's 1,255 points rank 14th on the school's all-time list, and trail Stuart Lantz's career total by 14 points. Jura earned All-Big Eight honors as a senior and was an academic All-Big Eight choice, too. One of only six players in school history to average more than 20 points in a season (21.2), Jura ranks sixth on the all-time rebounding chart (740) and his 305 rebounds in his final season rank third on the NU single-season chart. Like Lantz, Jura was a charter member of the Nebraska Basketball Hall of Fame. A third-round NBA draft pick by the Chicago Bulls, Jura played professional basketball in Europe for several seasons.

Jura's Career Statistics

Season	G	FG-FGA	Pct.	FT-FTA	Pct.	Reb.-Avg.	TP-Avg.
1969-70	25	99-205	.483	51-86	.593	192-7.7	249-9.9
1970-71	26	181-306	.592	93-160	.594	243-9.3	455-17.5
1971-72	26	220-399	.551	111-181	.613	305-11.7	551-21.2
Totals	77	500-910	.549	255-427	.597	740-9.6	1,255-16.3

15. Larry Florence - 1,223 Points

6-5, 220, F, 1997-2000, Phenix City, Ala.



Forward Larry Florence is the newest member of the NU 1,000-point club, reaching the milestone midway through the 1999-2000 season. Florence ranks second at Nebraska in career starts (105) and ranks in a tie for seventh in games played (123). A four-year starter, Florence was Nebraska's captain as a senior and led the Huskers in scoring at 13.0 points per game. In his senior season, Florence earned honorable-mention All-Big 12 honors from the league's coaches.


Florence also earned the reputation as a strong defender and a hard worker in the weight room. He was named Husker Power Male Athlete of the Year for all sports in 1999 and was a three-time men's basketball lifter of the year.

Florence's Career Statistics

Season	G-GS	FG-FGA	Pct.	3FG-Att	Pct.	FT-FTA	Pct.	Reb.-Avg.	TP-Avg.
1996-97	30-29	92-240	.383	1-7	.143	41-58	.707	113-3.8	226-7.5
1997-98	30-19	115-259	.444	1-5	.200	37-63	.587	110-3.7	268-8.9
1998-99	33-27	133-262	.508	1-4	.250	73-99	.737	135-4.1	340-10.3
1999-00	30-30	156-389	.401	8-32	.250	69-105	.657	161-5.4	389-13.0
Totals	123-105	496-1,150	.431	11-48	.229	220-325	.677	519-4.2	1,223-9.9

16. Jack Moore - 1,204 Points

5-9, 165, G, 1979-82, Muncie, Ind. (Central)



Jack Moore will long be remembered by Husker faithful for his gummy play on the basketball court. He was honored with the 1982 Naismith Award, which is presented annually to the nation's top player under six-feet tall. During his four-year career, Moore scored 1,204 points, and shot .901 from the free-throw line--among the all-time best career marks in NCAA Division I history. Moore's .901 free-throw percentage broke the Big Eight record for career marksmanship, which had been held by his coach, Moe Iba. A consensus All-Big Eight selection as a senior, Moore was the first Husker cager to earn first-team academic All-Big Eight honors for three straight seasons and his 382 career assists stand sixth on NU's all-time chart. Nebraska's MVP Award is named in honor of Moore, who was killed in a March, 1984 plane crash. Moore was inducted into the Nebraska Basketball Hall of Fame in 1993.

Moore's Career Statistics

Season	G-GS	FG-FGA	Pct.	FT-FTA	Pct.	Reb.-Avg.	TP-Avg.
1978-79	20-0	21-61	.344	21-25	.840	19-1.0	63-3.2
1979-80	31-30	137-291	.471	184-211	.872	53-1.7	458-14.8
1980-81	27-27	111-221	.502	118-128	.922	54-2.0	340-12.6
1981-82	27-27	110-257	.428	123-131	.939	58-2.1	343-12.7
Totals	105-84	379-830	.457	446-495	.901	184-1.8	1,204-11.5

17. Brian Carr - 1,182 Points

6-0, 165, 1984-87, Guard, Muncie, Ind. (Burriss)



Brian Carr is the only player in Nebraska history to score 1,000 points and collect more than 600 assists in a career. Carr, who finished his four-year career with 14 Nebraska school records, scored 1,182 points and collected 682 assists. The 682 assists rank as the third-best total in Big Eight history, behind only former Kansas stars Cedric Hunter and Jacque Vaughn. Carr also ranks second in career minutes played. A second-team All-Big Eight selection as a senior (UPI), Carr was a two-time, first-team academic All-Big Eight performer.

Carr's Career Statistics

Season	G-GS	FG-FGA	Pct.	3FG-Att	Pct.	FT-FTA	Pct.	Reb.-Avg.	TP-Avg.
1983-84	30-0	59-114	.518	---	.000	19-32	.594	22-0.7	137-4.6
1984-85	30-30	118-210	.562	---	.000	48-58	.828	58-1.9	284-9.5
1985-86	30-30	139-293	.464	---	.000	79-93	.849	51-1.7	357-11.9
1986-87	33-33	131-325	.403	58-157	.369	84-104	.808	47-1.4	404-12.2
Totals	123-93	447-942	.475	58-157	.369	230-287	.801	178-1.4	1,182-9.6

18. Brian Banks - 1,150 Points


6-0, 160, G, 1976-79, Hammond, Ind.



The other half of the "Hammond Hustlers," Brian Banks was a three-year starter at guard for the Huskers from 1976-77 through 1978-79. His best season was as a junior in 1977-78, when he averaged 14 points and helped NU to a 22-8 record and an NIT bid. For his efforts, Banks earned first-team All-Big Eight honors. He was inducted into the Nebraska Basketball Hall of Fame in 1999.

Banks' Career Statistics


Season	G-GS	FG-FGA	Pct.	FT-FTA	Pct.	Reb.-Avg.	TP-Avg.
1975-76	27-1	42-93	.452	38-49	.776	33-1.2	122-4.5
1976-77	29-29	160-330	.485	66-100	.660	73-2.5	386-13.3
1977-78	30-30	173-351	.493	73-103	.709	84-2.8	419-14.0
1978-79	24-23	96-212	.453	31-46	.674	66-2.8	223-9.3
Totals	110-83	471-986	.478	208-298	.698	256-2.3	1,150-10.5

19. Marvin Stewart - 1,138 Points**6-3, 180, G, 1969-71, Chicago, Ill. (Dunbar)**

Marvin Stewart finished his three-year career with 1,138 points, and is remembered by Husker fans as one of the finest fast-breaking guards in school history. In his senior season, Stewart averaged 21.4 points, the third-best season average in school history, and earned first-team All-Big Eight honors. Stewart owns the distinction of being the only 1,000-point club member to top the mark in fewer than 70 games, as he appeared in 66. Stewart was a second-round draft selection of the NBA's Chicago Bulls in 1971. He was inducted into the Nebraska Basketball Hall of Fame in 1994.

Stewart's Career Statistics


Season	G	FG-FGA	Pct.	FT-FTA	Pct.	Reb.-Avg.	TP-Avg.
1968-69	26	137-321	.426	107-150	.713	66-2.5	381-14.6
1969-70	14	83-174	.477	35-56	.625	28-2.0	201-14.4
1970-71	26	215-426	.505	126-153	.824	54-2.1	556-21.4
Totals	66	435-921	.472	268-359	.747	148-2.2	1,138-17.2

t20. Clifford Scales - 1,136 Points**6-2, 170, G, 1988-91, Maywood, Ill. (Westchester St. Joseph)**

A steady player throughout his four-year Nebraska career, Clifford Scales tallied 1,136 points from 1988 through 1991. An honorable-mention All-Big Eight pick as a senior and a member of UPI's All-Big Eight Defensive team, Scales' 177 career steals ranked as the most ever by a Cornhusker cager when he completed his career. One of five double-figure scorers on the 1990-91 NU team at 10.2 points per game, Scales hit a then-school-record 45.6 percent from three-point range as a senior. He co-captained the Huskers' record-setting 26-8, 1990-91 squad.

Scales' Career Statistics

Season	G-GS	FG-FGA	Pct.	3FG-Att.	Pct.	FT-FTA	Pct.	Reb.-Avg.	TP-Avg.
1987-88	31-5	71-139	.511	3-10	.300	25-35	.714	41-1.3	170-5.5
1988-89	32-27	122-253	.482	6-19	.316	52-77	.675	91-2.8	302-9.4
1989-90	26-26	112-219	.511	10-24	.417	84-100	.840	93-3.6	318-12.2
1990-91	34-34	136-291	.467	26-57	.456	48-60	.800	110-3.2	346-10.2
Totals	123-96	441-901	.489	45-110	.409	209-272	.768	335-2.7	1,136-9.2

t20. Carl Hayes - 1,136 Points**6-9, 200, F, 1990-92, Chicago, Ill. (Westchester St. Joseph)**

An exciting player in the open court, Carl Hayes finished his three-year Nebraska career with 1,136 points, which is tied for 20th on NU's all-time chart along with former high school and college teammate Clifford Scales. A two-time honorable-mention All-Big Eight performer, Hayes was a starter on NU teams that earned back-to-back NCAA Tournament bids in 1991 and 1992, including the Huskers' school-record 26 victories in 1991.

Hayes' Career Statistics

Season	G-GS	FG-FGA	Pct.	3FG-Att.	Pct.	FT-FTA	Pct.	Reb.-Avg.	TP-Avg.
1989-90	28-19	121-261	.464	5-16	.313	92-132	.697	138-4.9	339-12.1
1990-91	34-28	192-390	.492	1-12	.083	75-125	.600	179-5.3	460-13.5
1991-92	28-16	126-294	.429	31-84	.369	54-103	.524	155-5.5	337-12.0
Totals	90-63	439-945	.465	37-112	.330	221-360	.614	472-5.2	1,136-12.6

22. Herschell Turner - 1,056 Points**6, 1958-60, Indianapolis, Ind. (Shortbridge)**

The first Husker cager to top the 1,000-point mark, Herschell Turner finished his career with 1,056 points. Turner teamed with Al Maxey to provide a strong offensive punch for Coach Jerry Bush's teams in the late 1950s. A first-team All-Big Eight selection as a senior, Turner was a strong rebounder and held NU's single-season rebounding record for 10 seasons (244), until Leroy Chalk grabbed 257 rebounds in 1969. Turner finished his career with 626 rebounds, which ranks 13th on NU's all-time chart, and was a sixth-round draft choice of the NBA's Syracuse Nationals. He was inducted into the Nebraska Basketball Hall of Fame in 1990.

Turner's Career Statistics

Season	G	FG-FGA	Pct.	FT-FTA	Pct.	Reb.-Avg.	TP-Avg.
1957-58	23	82-211	.389	82-136	.603	189-8.2	246-10.7
1958-59	25	146-361	.404	136-183	.743	244-9.8	428-17.1
1959-60	24	143-326	.439	96-155	.619	193-8.0	382-15.9
Totals	72	371-898	.413	314-474	.662	626-8.7	1,056-14.7

Nebraska 30-Point Club

Points	Player	Opponent	NU Result
42	Eric Piatkowski	****Oklahoma, March 11, 1994	W, 105-88
40	Jerry Fort	Missouri, Feb. 22, 1975	W, 80-77
	Rich King	Northern Illinois, Feb. 18, 1991	W, 82-73
38	Tom Russell	Kansas, Feb. 21, 1962	L, 73-70
36	W. W. Walsh	Crete, 1906-07	W, 82-8
	Tyronn Lue	Virginia, Dec. 27, 1997	W, 80-65
35	Herschell Turner	*Missouri, Dec. 30, 1959	W, 78-67
	Dave Hoppen	Southern Colorado, Nov. 29, 1984	W, 89-67
	Eric Piatkowski	Texas, Nov. 28, 1993	L, 78-75
34	W.E. Anderson	Kansas, March 2, 1900	W, 48-8
	Bill Johnson	Missouri, Jan. 18, 1954	W, 80-72
	Chuck Jura	at Oklahoma State, Jan. 26, 1972	W, 64-63
	Jerry Fort	at Kansas State, Jan. 17, 1976	W, 65-59
	Andre Smith	Eastern Washington, Dec. 3, 1979	W, 82-68
	Tyronn Lue	Western Illinois, Nov. 19, 1997	W, 86-57
33	Fred Hare	at Texas, Dec. 18, 1964	L, 77-73
	Tom Baack	**Marshall, March 13, 1967	L, 119-88
	Marvin Stewart	Nevada-Reno, Dec. 14, 1970	W, 116-71
	Chuck Jura	Kansas, Feb. 19, 1972	W, 99-78
	Jerry Fort	Missouri, Feb. 16, 1974	W, 88-87 (OT)
	Andre Smith	Alabama-Birmingham, Dec. 22, 1979	W, 92-84 (4OT)
	Andre Smith	Wisconsin-Oshkosh, Jan. 4, 1980	W, 96-72
	Dave Hoppen	***California-Irvine, Dec. 28, 1984	W, 73-67
	Dave Hoppen	at Oklahoma State, Jan. 19, 1985	L, 68-66
	Eric Piatkowski	Kansas, Feb. 23, 1994	W, 96-87
32	Marvin Stewart	Iowa State, Feb. 15, 1969	L, 75-74 (OT)
	Marvin Stewart	Iowa State, Jan. 16, 1971	W, 84-62
	Jerry Fort	Oklahoma, Feb. 12, 1975	L, 65-57 (OT)
	Dave Hoppen	at Colorado State, Jan. 12, 1985	W, 88-78 (2OT)
	Dave Hoppen	at Oklahoma, Feb. 6, 1985	L, 83-74
	Dave Hoppen	at Montana State, Dec. 14, 1985	W, 76-59
	Eric Piatkowski	Oklahoma State, March 2, 1994	W, 89-81
31	Herschell Turner	at Missouri, March 2, 1959	W, 81-79
	Harold Cebrun	Wyoming, Dec. 2, 1963	W, 79-72
	Jerry Fort	*Oklahoma State, Dec. 28, 1973	W, 69-62
	Eric Johnson	Creighton, Nov. 26, 1988	W, 86-77
	Rich King	Harvard, Dec. 1, 1989	W, 117-79
	Jaron Boone	at Colorado, Feb. 8, 1995	W, 100-86
	Tyronn Lue	at Colorado, Feb. 21, 1998	W, 79-71
30	Don Weber	*Kansas State, Dec. 28, 1953	W, 78-74
	Herschell Turner	*Oklahoma State, Dec. 27, 1958	W, 55-48
	Herschell Turner	Detroit, Jan. 31, 1959	W, 91-77
	Charlie Jones	at Texas Tech, Dec. 1, 1962	W, 68-66
	Marvin Stewart	at Missouri, Feb. 27, 1971	L, 77-65
	Lee Harris	Texas Christian, Dec. 11, 1972	W, 72-58
	Andre Smith	**Michigan, March 6, 1980	L, 76-69
	Dave Hoppen	South Dakota, Dec. 1, 1984	W, 101-69
	Eric Johnson	Michigan State, Nov. 30, 1989	L, 77-75
	Dapreis Owens	Eastern Washington, Dec. 21, 1991	W, 102-67
	Jaron Boone	!Oregon, Nov. 25, 1995	W, 114-106 (OT)
	Tyronn Lue	! Oregon, Nov. 25, 1995	W, 114-106 (OT)
	Tyronn Lue	at Oklahoma, Jan. 25, 1997	L, 84-77
	Tyronn Lue	at Iowa State, Feb. 22, 1997	W, 74-69 (OT)
	Tyronn Lue	Colorado, Jan. 11, 1998	W, 87-72

*Big Eight Holiday Tournament; **NIT; ***Cable Car Classic; ****Phillips 66 Big Eight Tournament ! Big Island Invitational

Nebraska's 30-Point Performances By Player

1. Dave Hoppen (1992-86)	7	12. W.E. Anderson (1899-1900)	1	Total 30-Point Scoring Games: 54
Tyronn Lue (1996-98)	7	Tom Baack (1966-68)	1	Total 30-Point Scorers: 22
3. Jerry Fort (1973-76)	5	Harold Cebrun (1964)	1	NU is 42-12 in games when it has had a player
4. Andre Smith (1978-81)	4	Fred Hare (1965-66)	1	score 30 or more points.
Marvin Stewart (1969-71)	4	Lee Harris (1972)	1	
Herschell Turner (1958-60)	4	Bill Johnson (1952-54)	1	
Eric Piatkowski (1991-94)	4	Charlie Jones (1962-64)	1	
8. Jaron Boone (1993-96)	2	Dapreis Owens (1989-91)	1	
Eric Johnson (1988-89)	2	Tom Russell (1961-62)	1	
Chuck Jura (1970-72)	2	W.W. Walsh (1907-09)	1	
Rich King (1988-91)	2	Don Weber (1952-54)	1	

Nebraska Career Coaching Records (by percentage)

Coach	Season(s)	Years	Games	Won	Lost	Pct.	Conf. Titles
T.P. Hewitt	1900	1	5	5	0	1.000	0
Sam Waugh	1916	1	14	13	1	.929	1
Paul Schlisser	1920-21	2	42	37	5	.881	0
E.O. Stiehm	1912-15	4	70	56	14	.800	3
Frank Lehmer	1897-99	3	10	7	3	.700	0
W.E. Kline	1924-25	2	35	23	12	.657	0
Fred Morrell	1902	1	8	5	3	.625	0
Moe Iba	1981-86	6	177	106	71	.599	0
Danny Nee	1987-2000	14	444	254	190	.572	0 (1 B8T)
Walter Hiltner	1903	1	12	7	5	.583	0
R.G. Clapp	1904-09	6	102	59	43	.578	0
Joe Cipriano	1964-80	17	450	253	197	.562	0 (1 B8HT)
Dr. E.J. Stewart	1917-19	3	52	29	23	.558	0
O.F. Field	1911	1	18	9	9	.500	0
E. Berry	1901	1	6	3	3	.500	0
Charles T. Black	1927-32	6	108	51	57	.472	0
Barry Collier	2001-present	1	30	14	16	.467	0
Harry C. Good	1947-54	8	185	86	99	.465	2
Ernest Bearg	1926	1	18	8	10	.444	0
William Browne	1933-40	8	151	64	87	.424	1
Owen A. Frank	1922-23	2	35	14	21	.400	0
Jerry Bush	1955-63	9	213	81	132	.380	0
T.J. Hewiat	1910	1	16	6	10	.375	0
L.F. Klein	1946	1	20	7	13	.350	0
A.J. Lewandowski	1941-45	5	87	24	63	.276	0
Totals	1897-2001	104	2,310	1,223	1,087	.534	7 (1B8T)



Barry Collier



Danny Nee



Moe Iba



Joe Cipriano



Jerry Bush



Harry Good



L.F. Klein



A.J. Lewandowski



William Browne



Charles T. Black



Ernest Bearg



W.E. Kline



Owen A. Frank



Paul Schlisser



Dr. E.J. Stewart



Sam Waugh



E.O. Stiehm



O.F. Field



T.J. Hewiat



R.G. Clapp



Fred Morrell



E. Berry



T.P. Hewitt



Frank Lehmer

Nebraska Basketball Hall of Fame

The 14th class of the Nebraska Basketball Hall of Fame will be installed during the 2001-02 season at halftime of the Huskers' basketball game against Colorado (Feb. 12, 2002).

Last year's class marked the addition of three new members of the Hall of Fame: **Brian Carr**, **Rich King** and **Floyd Ebaugh**.

Carr is the only Husker in the history of the program to record at least 1,000 points and 600 assists in a career. He played in 123 games in his career, starting the final 93, while setting 14 school records.

A second-team All-Big Eight selection as a senior, Carr still holds the NU career record for assists, as he collected 682 in four years. He is the only Husker in history to record 200 assists in a season – a feat he accomplished twice.

Joining Carr, Rich King was the tallest player in Nebraska history, standing head and shoulders above opponents at 7-foot-2. King was instrumental in the Huskers' 26-8 campaign in 1990-91, as he paced the Huskers with a 15.5 ppg average while adding 8.1 rpg.

For his efforts on the hardwood, King was named honorable-mention All-America by at least one publication. With a dominating presence in the middle, King set a then-school record for blocked shots in a single season and career. He was drafted following his senior season by the NBA's Seattle SuperSonics in the first round.

The final player to be inducted in the 2001 Hall of Fame Class is Floyd Ebaugh, who played for the Huskers from 1936 to 1938. Ebaugh was a standout center on Coach William H. Browne's team, lettering three times on teams that put together back-to-back seasons of at least 10 wins, a first in the Husker basketball program.

Ebaugh joined four Husker teammates in the Hall: All-American Bob Parsons, George Walquist, Elmer Dohrmann and Paul Amen. Ebaugh and his teammates placed second in the Big Six in 1936 before winning the league title in 1937.

In addition to the three new members of the Nebraska Basketball Hall of Fame, the chapter's Special Merit Award was presented to George Andreas, who was being honored posthumously after years of service as an event staff member at the Bob Devaney Sports Center. Andreas was a tour guide for the Devaney Center in his retirement after spending 40 years at State Farm Insurance.

The Nebraska Basketball Hall of Fame was the brainchild of longtime Husker athletic supporter Jerry Solomon, who first approached the University about the project in the fall of 1988. Financial support for the Hall of Fame was also provided by Jack Bock, Dale Herman and Dale Jensen. The Hall is co-sponsored by the NU Athletic Department and the Rebounders Club.

Hall of Fame Members

1989 (11)--James Buchanan, 1950-51-52; Sam Carrier, 1911-12-13; Steve Hokuf, 1930-31-33; Chuck Jura, 1970-71-72; Stuart Lantz, 1966-67-68; Don Maclay, 1929-30-31; Robert Parsons, 1936-37-38; Claude Retherford, 1947-48-49; Mathias "Mutt" Volz, 1923-24-25; George Wahlquist, 1933-35-36; Coach Harry Good, 1947-54.

1990 (3)---Herschell Turner, 1958-59-60; Milton "Bus" Whitehead, 1948-49-50; Coach Joe Cipriano, 1964-80.

1991 (3)---Leroy Chalk, 1969-70-71; Jerry Fort, 1973-74-75-76; Coach Jerry Bush, 1955-63.

1992 (4)---Sid Held, 1940-41-42; Rex Ekwall, 1955-56-57; Marvin Stewart, 1969-70-71; Coach W.H. Browne, 1933-40.

1993 (4)---Bob Pierce, 1949-50-51; Bill Johnson, 1952-53-54-55; Grant Simmons, 1964-65-66; Jack Moore, 1979-80-81-82.

1994 (4)---Bob Cerv, 1947-48-49-50; Tom Russell, 1961-62; Nate Branch, 1965-66-67; Andre Smith, 1978-79-80-81.

1995 (4)---Carl Olson, 1928-29; Don Fitz, 1939-40-41; Al Maxey, 1959-60; Tom Baack, 1966-67-68.

1996 (7)--Walter Henrion, 1932-33; Gary Reimers 1956-58; Wilson Fitzpatrick, 1958; Bob Grattop, 1968-70; Bob Siegel, 1975-78; Dave Hoppen, 1983-86; Coach Moe Iba, 1981-86.

1997 (3)--Elmer Dohrmann, 1936-38; Fred Seger, 1952-54; Tom Scantlebury, 1968-70.

1998 (3)--Paul Amen, 1936-38; Willard Fagler, 1952-55; Willie Campbell, 1965-67.


1999 (3)--Don Smidt, 1956-68; Jim Kubacki, 1956-58; Brian Banks, 1976-79.

2000 (3)--Daryl Petsch, 1962-64; Larry Cox, 1973-76; Stan Cloudy, 1983-84.

2001 (3)--Brian Carr, 1984-87; Rich King, 1988-91; Floyd Ebaugh, 1936-38.

Special Merit Award

1989—Ed Childress and Bud Cuca, Lincoln; **1990**—Paul Schneider, Lincoln; **1991**—Bob Devaney, Lincoln; **1992**—Don Bryant, Lincoln; **1993**—Tony Sharpe, Lincoln; **1994**---George Sullivan, Lincoln; **1995**--Jerry Lott, Lincoln; **1996**---Al Papik, Lincoln; **1997**---Mel Worster and Woody Varner, Lincoln; **1998**--Ed Kaplan, Houston, Texas and Jerry Solomon, Lincoln; **1999**--Lloyd Castner, Columbus and Dick Perry, Lincoln; **2000**--Larry Frederick, Lincoln; **2001**--George Andreas



Brian Carr (above right), along with Rich King and Floyd Ebaugh, were selected to the Nebraska Basketball Hall of Fame in 2001. Carr is the Huskers' career and single-season record holder for assists.

Husker Basketball Honor Roll

All-Americans (8)

- 1913---Sam Carrier, Guard
 1931---Don Maclay, Center
 1933---Steve Hokuf, Guard
 1936---George Wahlquist, Guard
 1937---Robert Parsons, Guard
 1952---James Buchanan, Guard
 1978---Carl McPipe, Center
 1986---Dave Hoppen, Center

Academic All-Americans (4)

- 1981---Jack Moore, second-team, Guard
 1984---John Matzke, second-team, Forward
 1989---Beau Reid, third-team, Forward
 1991---Beau Reid, third-team, Forward

Academic All-Conference (29)

- 1966---Grant Simmons, Guard
 1972---Chuck Jura, Center
 1974---Tom Novak, Guard
 1975---Larry Cox, Forward/Center
 1976---Larry Cox, Forward/Center
 1978---Curt Hedberg, Forward
 1979---Curt Hedberg, Forward
 1980---Jack Moore, Guard
 1981---Jack Moore, Guard
 1982---Jack Moore, Guard
 1984---John Matzke, Forward
 1985---John Matzke, Forward
 Dave Hoppen, Center
 1986---John Matzke, Forward
 Brian Carr, Guard
 1987---Brian Carr, Guard
 Bill Jackman, Forward
 1988---Henry T. Buchanan, Guard
 1989---Beau Reid, Forward
 1990---Rich King, Center
 1991---Beau Reid, Forward
 1992---Bruce Chubick, Forward
 1993---Bruce Chubick, Forward
 1994---Bruce Chubick, Forward
 1995---Jason Glock, Guard
 1996---Leif Nelson, Center
 Erick Strickland, Guard
 1997---Andy Markowski, Forward
 1998---Andy Markowski, Forward
 1999---Andy Markowski, Forward

No team selected from 1967 through 1971.

All-Conference Huskers (41)

(First-Team Only)

Missouri Valley (10)

- 1909---W.W. Walsh, Forward
 1910---H.O. Perry, Forward
 1911---J.P. Gibson, Forward
 O.A. Frank, Guard
 1913---Ross Haskell, Forward
 Sam Carrier, Guard
 1919---Carl Jackson, Forward
 1925---Orr Goodson, Center
 Mathias "Mutt" Volz, Guard
 1927---Clark Smaha, Forward

Big Six (8)

- 1930---Don Maclay, Center
 1931---Steve Hokuf, Guard
 1933---Steve Hokuf, Guard
 1936---George Wahlquist, Forward
 1937---Robert Parsons, Guard
 1938---Robert Parsons, Guard

- 1941---Sid Held, Guard
 Don Fitz, Guard

Big Seven (4)

- 1949---Claude Retherford, Guard
 Milton "Bus" Whitehead, Forward
 1950---Milton "Bus" Whitehead, Forward
 1952---James Buchanan, Guard

Big Eight (18)

- 1960---Herschell Turner, Guard
 1966---Grant Simmons, Guard
 1967---Stuart Lantz, Guard
 1968---Stuart Lantz, Guard
 1971---Marvin Stewart, Guard
 1972---Chuck Jura, Center
 1974---Jerry Fort, Guard
 1975---Jerry Fort, Guard
 1976---Jerry Fort, Guard
 1978---Brian Banks, Guard
 1980---Andre Smith, Center
 1981---Andre Smith, Center
 1982---Jack Moore, Guard
 1984---Dave Hoppen, Center
 1985---Dave Hoppen, Center
 1986---Dave Hoppen, Center
 1993---Eric Piatkowski, Guard
 1994---Eric Piatkowski, Guard

Big 12 (2)

- 1998---Tyronn Lue, Guard
 1999---Venson Hamilton, Center

Big Eight

Cocher-of-the-Year (6)

- 1966---Joe Cipriano (AP)
 1978---Joe Cipriano (UPI)
 1980---Moe Iba (AP/UPI)
 Joe Cipriano (UPI)
 1981---Moe Iba (UPI)
 1991---Danny Nee (AP/UPI)

Big Eight/Big 12

Player-of-the-Year

- 1981---Andre Smith (AP/UPI)
 1999---Venson Hamilton (AP/Coaches)

Big Eight

Freshman-of-the-Year

- 1993---Erick Strickland (AP/Coaches)

World University Games (2)

- 1985---Dave Hoppen, Center (Silver)
 1993---Eric Piatkowski, Guard (Gold)

World Championship (1)

- 1954---Bill Johnson, Forward (Gold)

USA 22 & Under World Championship Team (1)

- 1997---Tyronn Lue, Guard (Fifth)

U.S. Olympic Festival (3)

- 1983---Dave Hoppen, Center (Bronze)
 Moe Iba, Coach, North (Bronze)
 1991---Eric Piatkowski, Guard (Gold)
Note: Piatkowski was named to the 1991 U.S. Olympic Festival All-Tournament Team.

NABC All-Star Game (3)

- 1972---Chuck Jura, Center
 1991---Rich King, Center
 1994---Eric Piatkowski, Guard

Postgraduate Scholars (4)

NCAA (4)

- 1972---Al Nissen
 1986---John Matzke
 1987---Bill Jackman
 1991---Beau Reid

Big Eight (1)

- 1976---Kent Reckaway

Huskers in The NBA Draft

The first NBA draft of collegiate players was held following the 1947-48 season, but the league did not begin to keep records of team-by-team draft lists until 1952. Here is a list of Cornhusker players drafted by the NBA since 1949, with the round, if known, in parenthesis.

- 1949--Claude Retherford, St. Louis Bombers
 1950--Bus Whitehead, Chicago Stag
 1951--Bob Pierce, Indianapolis Olympians
 1952--Jim Buchanan, Celtics
 1954--Bill Johnson, Celtics
 1960--Herschell Turner, Nationals (6th)
 1966--Grant Simmons, Bullets
 1967--Willie Campbell, SuperSonics (15th)
 1968--Stuart Lantz, Rockets (3rd)
 Tom Baack, Detroit Pistons (10th)
 1970--Jim Brooks, Rockets (12th)
 1971--Marvin Stewart, 76ers (2nd)
 Leroy Chalk, Celtics (13th)
 1972--Chuck Jura, Bulls (3rd)
 1974--Brendy Lee, Hawks (10th)
 1976--Jerry Fort, Celtics (3rd)
 1979--Carl McPipe, 76ers (5th)
 1981--Andre Smith, Cavaliers (7th)
 1982--Jack Moore, K.C. Kings (9th)
 1986--Dave Hoppen, Hawks (3rd)
 1991--Rich King, SuperSonics (1st/14th pick)
 1994--Eric Piatkowski, Pacers (1st/15th pick)
 1998--Tyronn Lue, Nuggets (1st/23rd pick)
 1999--Venson Hamilton, Rockets (2nd/50th pick)

Note: Nate Branch was drafted by the American Basketball Association's Oakland franchise in 1967; Stuart Lantz was drafted by Oakland in 1968; Marvin Stewart was drafted by the New York Nets in 1971; and Chuck Jura was selected by the Utah Stars in 1972.

Nebraska Basketball From A to Z . . .

A

Academic All-Conference—NU has had 29 first-team picks. The Huskers trailed only Kansas in all-time first-team Academic All-Big Eight selections.

Academic All-Americans—The Huskers have produced four.

All-Americans—Nebraska has had eight.

Armory—Home of Husker basketball until the NU Coliseum opened its doors in the mid-1920s.

Attendance—Nebraska has averaged more than 10,000 fans in 17 of its 25 seasons in the Devaney Sports Center.

B

Baack, Tom—Ranks 12th on school's all-time scoring list with 1,299 points and later served as an assistant coach under Moe Iba.

Belcher, Cookie—Belcher holds Nebraska single-game, season and career steals records, along with the Big 12 steals record, at 353. He owns NU's career record for games played, games started and minutes played.

Big 12—One of the nation's toughest basketball conferences comprised of Nebraska, Kansas, Kansas State, Iowa State, Oklahoma, Oklahoma State, Missouri, Colorado, Baylor, Texas, Texas A&M and Texas Tech. Formed in 1994, Nebraska is in its sixth season of Big 12 play.

Big Eight—Nebraska's conference from 1960 until 1996.

Boone, Jaron—Husker swingman from 1993 to 1996 who ranks in the top five in nine career stat categories. Boone is sixth in scoring (1,609), third in assists (446), tied for third in games played (127) and fourth in career starts (102).

Branch, Nate—Went on to fame with the Harlem Globetrotters.

Browne, William—Guided Huskers to 1937 Big Six title.

Bush, Jerry—Known as the "Big Bear of the Coliseum," this popular Husker coach guided NU from 1955 to 1963, and directed two of the greatest upsets ever—a 43-41 victory over top-ranked Kansas and Wilt Chamberlain and a 55-48 victory over No. 4 Kansas State and Olympian Bob Boozer during the 1957-58 campaign.

C

Carr, Brian—Nebraska's all-time assist leader, with 682 from 1984 to 1987.

Carrier, Sam—First Husker cager to earn All-America honors (1913).

Chalk, Leroy—Second on Nebraska's all-time rebounding list with 782 boards.


Cipriano, Joe—Second-winningest coach in school history with all-time mark of 253-197 from 1964 through 1980.

Coliseum—Home of Nebraska basketball from 1926-27 season through 1975-76 campaign.

D

Day, Bernard—Ranks as highest scoring junior college transfer in school history with 802 points from 1985 to 1987.

Devaney, Bob—Longtime Nebraska football coach and athletic director who passed away in May of 1997. Nebraska's homecourt, the Bob Devaney Sports Center, which opened its doors for the 1976-77 season, bears his name. The Devaney Center underwent a major facelift for the 1999-2000 season with new instant replay screens, a new sound system, new lighting system and a revamped concourse.



Jaron Boone played on four postseason tournament teams at Nebraska, including NCAA teams in 1993 and 1994.

E

Ekwall, Rex—Standout for NU in mid-1950s whose 10.4 career rebound average still ranks as a school record.

ESPN—The national cable network which features a Big 12 game on its weekly "Big Monday" package.

F

First Round Draft Choices—Nebraska has had three in the 1990s, Rich King (1991), Eric Piatkowski (1994) and Tyronn Lue (1998).

Fort, Jerry—First three-time first-team All-Big Eight selection in school history who finished his career with 1,882 points.

G

Good, Harry—Served as NU head coach from 1947 through 1954 and guided the Huskers to shares of the 1949 and 1950 Big Seven titles. He was enshrined into the Citizens Savings College Basketball Hall of Fame in 1975.

H

Hamilton, Venson—The 1999 Big 12 Player of the Year and Nebraska's all-time leader in rebounds and blocked shots.

Hammond Hustlers—Nickname given to Hammond, Ind., natives Brian Banks and Carl McPipe, who finished their careers with 1,150 and 1,300 points, respectively.

Hare, Fred—His follow-up basket at the buzzer with no time left gave Nebraska a 74-73 upset of No. 1 Michigan and Cazzie Russell in Lincoln during the 1964-65 season.

Hokuf, Steve—Standout all-around athlete who earned first-team all-conference honors in football, won the Big Six javelin title and earned All-America and all-conference honors in basketball.

Hoppen, Dave—NU's all-time leading scorer with 2,167 points who was the second three-time first-team All-Big Eight pick in school history and the first player in school history to have his jersey number (42) retired.

I

Iba, Moe—The son of legendary coach Henry P. Iba, Moe posted 106 wins on Husker bench from 1981 to 1986 and guided the school to its first "official" NCAA Tournament berth in 1986.

International—The NCAA allows schools to take a foreign trip once every four years, allowing the Huskers to visit Australia (1988) and Europe (1992).

J

Johnson, Bill—Grabbed a school single-game record 26 rebounds against Iowa State, Jan. 4, 1954.

Jura, Chuck—Earned first-team All-Big Eight honors on the court and in the classroom as a senior in 1972.

K

Kansas—The Jayhawks and Huskers first met on March 2, 1900, a game that was the first matching of present-day Big 12 opponents.

King, Rich—Became the first first-round NBA draft pick in school history when the Seattle SuperSonics selected him with the 14th selection of the 1991 draft.

Kubacki, Jim—Hit game-winning jumper to beat No. 1 Kansas and Wilt Chamberlain, 43-41, during the 1957-58 season.

L

Lantz, Stuart—Two-time first-team All-Big Eight pick (1967-68) who went on to an eight-year NBA career and had his jersey number (24) retired in 1989.

Lehmer, Frank—First basketball coach in school history (1897-99), finished career with a 7-3 record.

Lue, Tyronn—1998 All-Big 12 pick who ranks seventh in career scoring at Nebraska and is tied for the school record with seven 30-point games. A first-round NBA draft pick in 1998.

M

Maclay, Don—Earned All-America honors in 1931.

Moore, Jack—One of the most popular Cornhuskers ever, he earned the 1982 Naismith Award as the nation's top player under six feet. Nebraska's most valuable player award is named in honor of Moore, who was killed in a 1984 plane crash.

Matzke, John and Stan—Stan lettered from 1952 through 1955, while his son John was a second-team Academic All-America pick in 1984.

N

National Basketball Association—Twenty-four Huskers have been drafted by NBA teams over the years. Three drafted Huskers, Eric Piatkowski, Erick Strickland and Tyrone Lue are active in the league.

National Invitation Tournament—NU has made a Big 12-leading 12 appearances in the nation's oldest postseason tournament. NU captured the 1996 tournament title, defeating St. Joseph's in Madison Square Garden.

NCAA Tournament—The Huskers have earned six bids to the "Big Dance," including five bids in the 1990s.

Nee, Danny—Winningest coach in Nebraska history, who posted a 254-190 record in 14 seasons from 1986 to 2000 and led NU to 11 postseason appearances.

O

Overtime—The Huskers are 50-34 all-time in OT games.

P

Parsons, Robert—Two-time first-team All-Big Six performer who earned All-America honors in 1937.

Phillips 66—Title sponsor for Big 12 Tournament at Kansas City.

Polish Rifle—Nickname of two-time All-Big Eight pick and 1994 Big Eight Tournament MVP Eric Piatkowski, Nebraska's second all-time leading scorer. He is a member of the NBA's Los Angeles Clippers.

Postseason—Nebraska has made 18 postseason appearances.

Q

Quadruple—Nebraska and UAB played four overtimes on Dec. 22, 1979, (NU 92-84), in the school's longest game ever.

R

Rankings—Nebraska posted its highest year-end national rankings ever in 1990-91, No. 9 in UPI and No. 11 in AP.


Rebounder's Club—Booster organization for NU basketball.

Retherford, Claude—Leading scorer on NU's 1949 Big Seven championship team and a two-time first-team all-conference selection.

S

Sauer, George—The only Husker football All-American to earn a basketball letter, he was an All-America fullback in 1933 and lettered on the hardwood in 1932 and 1933.

Simmons, Grant—First-team All-Big Eight pick in 1966 and the school's first



Leroy Chalk held the Nebraska career rebounding record for 28 years before Venson Hamilton surpassed his mark during the 1999 season.

first-team academic All-Big Eight selection.

Smith, Andre—1981 Big Eight Player of the Year, the last conference player of the year before Venson Hamilton in 1999.

Stewart, Marvin—The only player in school history to reach the 1,000-point plateau in fewer than 70 career games.

Stiehm, E.O.—NU's first full-time basketball coach (1912-15) and the only man in conference history to win league titles in football (1912, 1913, 1914) and basketball (1912, 1913, 1914) in the same year.

Strickland, Erick—A three-year starter for Nebraska who is second on the Huskers' steals list and is sixth in scoring. Strickland is a member of the NBA's Memphis Grizzlies.

T

Three-Pointers—Nebraska hit a school-record 194 three-pointers during the 1993-94 campaign. Brian Carr hit the first three in school history in a game at Cal-Irvine during the 1986-87 season.

Titles—Nebraska has won or shared seven league titles, none though since the 1949-50 campaign, although NU did capture the 1994 Phillips 66 Big Eight Tournament title.

Turner, Herschell—First NU player to score 1,000 career points.

U

Upset—NU has knocked off three No. 1 teams, handing Kansas a 43-41 loss in 1958, Michigan a 74-73 loss in 1964-65 and Missouri a 67-51 loss at Columbia during the 1981-82 campaign. Nebraska nearly added a fourth top-ranked victim in 1996-97, taking Kansas to overtime in Lawrence, before losing 82-77.

V

van Poelgeest, Richard—Born in The Netherlands, van Poelgeest was a four-year letterwinner for Coach Danny Nee's team from 1987 through 1990.

Volz, "Mutt"—First-team All-Missouri Valley Conference guard in 1925.

W

Wahlquist, George—All-America guard on NU's 1936 Big Six championship team.

Walsh, W.W.—Was the first first-team all-conference performer in school history (1909).

Whitehead, Bus—Two-time first-team All-Big Seven pick and the catalyst of the Huskers' 1949 and 1950 league title teams. Recently named as the captain of NU's all-time basketball team.

X

Xavier—Ended Nebraska's most successful basketball season ever by handing the No. 3 seed Huskers an 89-84 loss in the first round of the 1991 NCAA Tournament at Minneapolis, Minn.

Y

YMCA—Nebraska's first basketball game was played against a team from the Lincoln YMCA, Feb. 1, 1897.

Z

Zero—Number of losing seasons in the Devaney Center.

Nebraska Basketball Lettermen, 1897-2001

Note: Lettermen lists are not available for 1894, 1895, 1897, 1904 and 1906. The year listed is for the year in which the season ended. For example 1918 represents the 1917-18 season.

A

Adkins, R.F., 1918
Akromis, Bernard, 1951
Amberson, A.B., 1910
Amen, Paul, 1936-37-38
Anderson, Chuck, 1980
Anderson, Kenneth, 1947-49
Anderson, R.D., 1899
Anderson, R.R., 1900
Anderson, W.E., 1899-1900
Andresen, Roy H., 1925-26-27
Antulov, Bob, 1964
Artman, Allan, 1942-43-44
Arwood, Jim, 1956-57-58

B

Baack, Tom, 1966-67-68
Babson, (no first name) 1901
Badgett, Terrance, 1993-94-95-96
Bailey, Russell, 1919-20-21
Bailous, Anthony, 1986-87
Baker, Howard, 1935-36-37
Banks, Brian, 1976-77-78-79
Bargen, Jed, 1988-89
Barger, Gerald, 1932
Barry, Donald, 1946
Barth, Phil, 1960
Beerke, Wilmer J., 1924-25-26
Beers, F.R., 1905
Bekins, Melvin, 1920-21
Belcher, Cookie, 1997-98-99-01
Belka, Robert, 1933
Bell, Dwight, 1907-08-09
Bell, Paul, 1905-07-08
Benedict, M., 1903
Berwald, Lance, 1980-81
Best, Tom, 1993-94
Black, Leo, 1924-25
Bloss, Dale, 1945
Boeker, Justin, 2001
Bohac, Adam, 2001
Boich, Arnold, 1955
Booker, Kenny, 2000
Boone, Jaron, 1993-94-95-96
Bornschiagl, Larry, 1963
Boswell, Hubert, 1932-33
Bottorf, John, 1942-43
Bowers, Bill, 1960-61-62
Bradford, Steffon, 2000-01
Branch, Nate, 1965-66-67
Brooks, Jim, 1969
Brooks, Melvin, 1994-95
Brothers, Ralph, 1986
Brown, Burton, 1943
Brown, Darren, 1986
Brown, John, 1926-27-28
Brown, Joseph, 1946-47-48-50
Bryan, Tom, 1969-71
Buchanan, Demetrius, 1985
Buchanan, Henry T., 1987-88
Buchanan, James, 1950-51-52
Buckendahl, Ross, 1999-2000
Buel, Duane, 1954-55-56
Burbach, Chad, 1997-98

Burke, A.G., 1896
Burrus, R.M., 1905-07-08
Buuck, A. Allen, 1960-61

C

Cahill, John, 1959
Caldwell, James, 1977
Campbell, H.W., 1916-17
Campbell, Willie, 1965-66-67
Carman, Frank, 1921-22
Carr, Brian, 1984-85-86-87
Carrier, S.C., 1911-12-13
Cassidy, Fred, 1943
Cauble, Ken, 1968-69-70
Cebrun, Harold, 1964
Cech, Henry, 1948-49-50
Cerv, Bob, 1947-48-49-50
Chalk, Leroy, 1969-70-71
Chambers, Phil, 1975
Chandler, Derrick 1992-93
Chesnut, Ben, 2001
Christline, Cal, 1971-72-73
Chubick, Bruce, 1991-92-93-94
Cloudy, Stan, 1983-84
Coard, Eric, 1975-76-77
Cochran, Cary, 1999-2000-01
Coker, Fred, 1974
Collins, J.C., 1917
Collins, Ray, 1979-80-81-82
Conklin, Brian, 2001
Conklin, Leonard, 1931
Cook, Thomas, 1946
Copple, Leland, 1932-33-34
Cortelyou, S.V., 1899-1900-01-02
Coufal, Norman, 1955-56
Cox, Larry, 1974-75-76
Cox, Rodney, 1947-48-49
Cozier, Kenneth J., 1923-24
Cresswell, Chris, 1990-91-92
Cunningham, Bill, 1979
Curran, Sammy, 1980

D

Damm, Jim, 1966-67-68
Davey, G. Seldon, 1930-31
Davison, Charles Minot, 1931-32
Davison, Matt, 2000
Day, Bernard, 1986-87
Despot, Srebrenko, 1978
Dewitz, Rufus, 1924
Dock, Titus, 1984
Doebele, Dudley, 1956-57
Dohrmann, Elmer, 1936-37-38
Dolezal, Eric, 1989
Downing, Greg, 1980-81-82-83
Dworak, Thomas, 1944

E

Ebaugh, Floyd, 1936-37-38
Eckelman, Eric, 1979
Ekstrom, Fred, 1924-25-26
Ekwall, Rex, 1955-56-57
Eldridge, Bruce, 1918
Elliott, N.J., 1903
Elliott, Robert, 1937-38-39
Elliott, Thomas, 1926-27-28
Elson, Kenneth, 1942-43
Empkey, Frank, 1966-67
Enright, Mark, 1974
Erwin, Steve, 1973-74-75
Extrom, LeGrand, 1952

F

Fagler, Willard, 1952-53-54-55
Farmer, Tony 1991
Ferguson, J.M., 1903
Ffriend, Kimani, 2000-01
Fields, Rodney, 2000-01
Fisher, Morris, 1929-30-31
Fitz, Don, 1939-40-41
Fitzgibbon, John, 1941-42-43
Fitzpatrick, Wilson, 1958
Florence, Larry, 1997-98-99-2000
Flothow, Paul, 1917
Flynn, W.H., 1917
Ford, Kedrick, 2001
Fort, Jerry, 1973-74-75-76
Frank, O.A., 1911-12
Fredstrom, Paul, 1952-53

G

Galter, Morris, 1944
Gardner, Charles, 1916
Gardner, J., 1916
Garner, Bernard, 1996-97
Gates, Bob, 1950
Gerelick, Philip, 1926-27
Gerhart, H., 1918
Gibson, J.P., 1911-12
Gillilan, Charles, 1919
Gilreath, Ivan, 1981
Glock, Jason, 1992-94-95-96
Goetze, Hartmann, 1940-41-42
Gohde, George, 1928
Good, Joseph, 1951-52-53
Goodson, Orr, 1924-25
Grace, Harvey, 1928-29-30
Gratopp, Bob, 1968-69-70
Graves, Allen, 1958
Gregory, Amos, 1993
Gregory, Tom, 1971-72
Gribble, George, 1942
Grimm, Lloyd, 1937-38-39
Grupe, Ivan, 1961-62-63
Gutleben, J.S., 1896

H

Hagensick, E.H., 1905
Hagensick, Ed, 1902
Hahn, Robert, 1945
Hale, Leland, 1935-36-37
Hamilton, Venson, 1996-97-98-99
Hanzlik, M., 1912-14
Hare, Fred, 1965-66
Hare, Jerry, 1954
Harriman, Brant, 1998
Harris, Lee, 1972
Harris, Rickey, 1974-75-76-77
Harry, Robert, 1958-59-60
Hartley, Harold, 1921
Haskell, Ross, 1912-13-14
Hassler, Francis, 1943
Hawkins, Earl, 1913-14-15
Hay, John, 1940-41
Hayes, Carl 1990-91-92
Hecox, Fred, 1945-46
Hedberg, Curt, 1975-77-78-79
Heinzelman, Robert, 1942-43
Held, Sidney, 1940-41-42
Henrion, Walter, 1932-33
Hester, Wayne, 1958-59-60
Hewitt, I.P., 1902-03
Hiltner, A.H., 1910-11-12

Hiltner, W., 1903
Hinckley, Ryan, 1997
Hoar, J.W., 1903-05-07
Hoemann, Vic, 1945
Hoffman, J.F., 1991-92
Hokuf, Stephen, 1930-31-33
Holder, Allen, 1976-77
Hollins, Kenneth, 1944-45
Holm, Elmer, 1927-28-29
Holmes, Joe, 1999
Hoppen, Dave, 1983-84-85-86
Howard, Terry, 1957
Howard, Warren, 1914
Hubka, Ernest, 1918
Huge, Jim, 1961-63
Hugg, Ed, 1914-15-16
Hughes, Brett, 1982-83
Hughes, Michael, 1992
Hussey, John W., 1920
Hutchinson, W.C., 1910-11
Hyde, Leslie E., 1913

I

Ideus, Chad, 1996
Ingersoll, A.E., 1909-10

J

Jackman, Bill, 1985-86-87
Jackson, Carl, 1918-19
Jackson, Don, 1973
Jackson, Jack, 1939
Jackson, Stanley, 1977
Jackson, W.C., 1917
Jensen, Clifford, 1930
Johnette, Michael, 1997-98
Johnson, Bill, 1987-88
Johnson, Chad, 1998-99
Johnson, Eric, 1988-89
Johnson, Handy, 1982-83
Johnson, Jamar, 1992-93-94
Johnson, Lenard, 1982-83
Johnson, William, 1952-53-54
Jones, Charles, 1962-63-64
Jones, W.A., 1910
Jungmeier, Walter, 1920
Jungmeier, Wesley, 1920
Jura, Chuck, 1970-71-72

K

Kacer, Oldyn, 1919
King, Lyle, 1940-41-42
King, Rich, 1988-89-90-91
Kipper, Paul, 1951
Kirlin, Albert, 1947
Klepser, Merritt J., 1923-25-27
Knutzen, Owen, 1943
Koca, Todd, 1988-89
Koehler, J.P., 1901-02
Koenig, Robert, 1945
Kohl, Adam, 1922
Korte, Robert, 1946
Kortus, Joel, 1963-64-65
Koster, George, 1931-32
Kovanda, William, 1937-38-39
Kowalke, James, 1959-60-61
Krake, L.S., 1905-07
Krall, Robert, 1928-29
Kubacki, Jim, 1956-57-58
Kuhlman, Elza, 1944

L

Lantz, Stuart, 1966-67-68
 Lawry, Anton, 1947-48-49-50
 Lawson, Wm. Vinton, 1926
 Leacock, Robert, 1935-36
 Lebsack, Gayle, 1946-47
 Lee, Brendy, 1972-73-74
 Leitner, Roger, 1967-68
 Lenser, Kurt, 1932
 LeRossignol, Curt, 1971-72
 Letts, Madison, 1932
 Lewandowski, A.J., 1928-29-30
 Lively, Kelly, 1989-90-91
 Livingston, Dale, 1946
 Livingston, Leslie, 1940-41-42
 Loder, Dwight, 1934
 Logan, Chris, 1985-86
 Lue, Tyronn, 1996-97-98
 Lundholm, William, 1959
 Lunney, Kenneth, 1932-33-34

M

MacFarlane, Dave, 1980
 Maclay, Donald, 1929-30-31
 Malecek, Joseph, 1949-50
 Mann, Kyle, 1998
 Manning, Pete, 1988-89
 Markowski, Andy, 1996-97-98-99
 Marquiss, Warren, 1943
 Marsh, Ricky, 1973-74
 Marshall, Harvey, 1985-86
 Martin, Sam, 1968-69-70
 Martin, Val, 1976
 Martz, Mike, 1984-85-86-87
 Mason, Paul, 1932-33-34
 Matson, C.E., 1896
 Matzke, John, 1982-84-85-86
 Matzke, Stan, 1952-53-54-55
 Mauch, Arthur, 1931-32
 Maxey, Al, 1959-60
 McDonald, Paul, 1977
 McPipe, Carl, 1976-77-78-79
 McVicker, Mark, 1977-78-79-80
 Mercier, Bob, 1951
 Mielenz, Frank, 1926
 Mitchell, Alvin, 1997
 Moller, Cliff, 1969
 Moody, Keith 1990-91
 Moore, Bob, 1978-79
 Moore, Curtis, 1984-85
 Moore, Jack, 1979-80-81-82
 Moore, James, 1984
 Moore, M.S., 1899
 Moore, Mikki, 1994-95-96-97
 Morrell, (no first name), 1912
 Morrison, C.C., 1899
 Morrison, C.E., 1896
 Moser, W.A., 1905-07
 Mosser, Cornelius, 1948
 Mulvaney, Charles, 1946
 Munger, Glen, 1922
 Munn, Glen B., 1929
 Munn, Glenn, 1928
 Munn, Monte, 1920-21
 Munson, Bob, 1971
 Myers, C.B., 1914-15
 Myrthil, Gerard, 1978-79

N

Naderer, Mike, 1978-79-80-81
 Nagl, (no first name), 1912
 Nannen, Lyle, 1956-57
 Nannen, Neil, 1962-63-64

Nelson, Douglas, 1944
 Nelson, H., 1916-17
 Nelson, Lawrence, 1936
 Nelson, Leif, 1996
 Neubert, Keith, 1984-86-87
 Newman, Richard, 1919-20-21
 Newton, B.A., 1903
 Nielson, R., 1901
 Nissen, Al, 1970-71-72
 Novak, Terry, 1975-77-78
 Novak, Tom, 1972-73-74

O

Olson, Carl, 1928-29
 Othmer, Kenneth, 1927-28
 Owen, L.R., 1911
 Owens, Dapreis, 1989-90-91-92

P

Page, Theodore, 1927
 Parsons, Robert, 1936-37-38
 Parsons, Rollin, 1933-34-35
 Parsons, Ronald, 1957
 Patty, Jesse, 1919-20
 Pearson, Brice, 1965
 Perry, H.O., 1908-09-10
 Peterson, Arthur, 1945
 Peterson, Mike, 1970-71-72
 Petrashek, G.L., 1909-10
 Petsch, Daryl, 1962-63-64
 Phifer, Ryan, 1997-98
 Phillips, Albert, 1918
 Phipps, Hansel, 1931
 Piatkowski, Eric, 1991-92-93-94
 Piatkowski, Troy, 1997-98-99
 Pickett, John, 1919-20
 Pierce, Robert, 1949-50-51
 Pillsbury, M.P., 1899-1902
 Pitcaithley, Harry, 1939-40
 Placek, E.E., 1896
 Ploetz, John, 1978
 Ponce, David, 1983-84
 Poynter, Floyd, 1920
 Puelze, Dennie, 1962-63

R

Ramos, Jose, 1991
 Randall, Albert, 1939-40-41
 Raymond, I., 1902
 Reckewey, Kent, 1973-74-75
 Reid, Beau, 1988-89-90-91
 Reimers, Gary, 1956-57-58
 Reiners, Al, 1966
 Rekeweg, Jeff, 1987-88
 Renfro, Claude, 1981-82-83
 Renzelman, Gary, 1953-54-55
 Retherford, Claude, 1947-48-49
 Reynolds, Burch, 1919
 Richardson, Ray, 1989-90
 Riddell, Ted, 1917
 Riddlesbarger, W.P., 1922-23
 Riehl, Tony, 1971-72-73
 Robinson II, John, 2001
 Robinson, Magnus, 1946
 Rooney, Patrick, 1944
 Roots, Al, 1960-61
 Roy, William, 1955
 Russell, R.C., 1920-22
 Russell, Thomas R., 1961-62
 Rutherford, R.B., 1914-15-16

S

Sallee, Chris, 1995-96
 Sandbulte, Gerald, 1952-53
 Sandstedt, James, 1946
 Sauer, George, 1932-33
 Scales, Clifford, 1988-89-90-91
 Scantlebury, Tom, 1968-69-70
 Scarlett, Trent, 1982-83
 Schleiger, Richard, 1947-48-49
 Schmidt, A.C., 1909-10
 Schmidt, .A., 1908-09
 Schneider, Leo, 1946
 Schwindt, Andy, 1997
 Sealer, Joel, 1985-86-87
 Seger, Fred, 1952-53-54
 Shaver, Dan, 1967
 Shellenberg, E., 1918-19-20
 Shields, P., 1915-16
 Shields, Paul, 1947-48
 Shipwright, Richard, 1959
 Shoecraft, Jerry, 1979-80-81-82
 Siegel, Bob, 1974-75-76-77
 Simmons, Grant, 1964-65-66
 Simmons, Ron, 1966-67-68
 Sladovnic, Charles, 1962
 Smaha, Clark, 1925-26-27
 Smidt, Don, 1956-57-58
 Smith, Andre, 1978-79-80-81
 Smith, Austin, 1920-21-22
 Smith, Charles L., 1954-55-56
 Smith, H.B., 1899
 Smith, Richard, 1988
 Smith, Ronnie, 1984-85
 Smith, Terry, 1982-83
 Smith, Todd, 1999
 Snyder, James, 1951
 Sorensen, Harry, 1934-35-37
 Spear, John, 1922
 Spear, Wallace, 1918-19
 Spears, Jerry, 1964-65
 Sprague, Leon, 1926
 Srb, Richard, 1947-48-49
 Stange, Drew, 1981-82
 Stebbins, (no first name), 1900
 Steinbrook, Lee, 1995
 Stewart, Marvin, 1969-70-71
 Stipsky, Ed, 1931
 Stone, Charles, 1967
 Story, C.M., 1899
 Strahan, James, 1945
 Strickland, Erick, 1993-94-95-96
 Stromer, Byron, 1918
 Stryker, Herbert, 1912-13
 Surles, Chester, 1995-96
 Svehla, Matt, 1988-89
 Swank, George, 1959
 Swett, Rex, 1960-61-62

T

Tallman, Frank, 1938-39-40
 Tangeman, Robert, 1944
 Taylor, Ron, 1974-75
 Theisen, Ralph, 1916
 Therien, Robert, 1939-40
 Thom, Jim, 1956
 Thomas, (no first name), 1901
 Thomas, Dwight P., 1918
 Thomas, Grant, 1938-39
 Thomas, Ryan, 2000-01
 Thomas, Wilson, 2001
 Thompson, John, 1941-42-43
 Thornton, Marcus, 2001
 Tipton, Milo, 1923-24-25

Tipton, Paul, 1922
 Torrens, Lee, 1969-70
 Truscott, Louis, 1999-2000
 Turner, Herschell, 1958-59-60

U

Underwood, Clinton, 1912-13
 Usher, Willard O., 1923-24-25

V

Vacanti, Charles, 1940
 Van Poelgeest, Richard, 1987-88-89-90
 Vance, Deak, 1986
 Vick, Derrick, 1987-88
 Vincent, William, 1962-63
 Volz, Mathias G., 1923-24-25
 Von Seggern, Dale, 1968-69-70

W

Wagner, Robert, 1967-68
 Wahlquist, George, 1933-35-36
 Wald, Tom, 1995-96
 Walin, Elmer, 1961
 Walker, Danny, 2000
 Walker, G.E., 1899
 Wall, Jan, 1960-61
 Walsh, Larry, 1950
 Walsh, W.W., 1907-08-09
 Walton, Kenny, 1981-82-83
 Ward, Harrison, 1951
 Warfield, G.A., 1896
 Warren, (no first name), 1901
 Warren, Glen, 1921-22-23
 Waterman, R.L., 1900
 Watters, F.E., 1911
 Watts, Randy, 1971-72
 Webb, Coley, 1964-65-66
 Weber, Don, 1952-53-54
 Wells, William, 1954-57
 Werner, Alton, 1937-38-39
 Wertz, L.E., 1917
 West, Tim, 1980
 Whitaker, Henry, 1934-35-36
 White, Anthony, 1984-85
 Whitehead, Milton, 1948-49-50
 Widman, Harvey, 1934-35-36
 Williams, Eric, 1980-81-83-84
 Williams, Rodney, 1998
 Willis, Stephen, 1975-76
 Wilnes, Norman, 1950-51
 Wischmeier, B. Scott, 1932
 Witte, Willard, 1928-29-30
 Wood, Wilbur S., 1908-09-10
 Woolridge, Andre, 1993
 Wortmann, Craig, 1999-2000
 Wright, Earl, 1963-64
 Wyant, Harlan, 1924

Y

Yaffee, Irvin, 1939-40
 Yates, James, 1961-64
 Young, Max, 1941-42-43

Season-By-Season Summary of Husker Hoops

Year	All Games		Conference		Coach	Conference Finish	Highlights, Notes
	W	L	W	L			
1896-97	2	0	0	0	Frank Lehmer	None	both games seven-on-seven
1897-98	1	3	0	0	Frank Lehmer	None	all games against YMCA teams
1898-99	4	0	0	0	Frank Lehmer	None	Neb. Wesleyan first collegiate foe
1899-1900	5	0	0	0	T.P. Hewitt	None	first meeting with Kansas
1900-01	3	3	0	0	E. Berry	None	win streak reaches 13 games
1901-02	5	3	0	0	Fred Morrell	None	
1902-03	7	5	0	0	Walter Hiltner	None	
1903-04	9	5	0	0	R.G. Clapp	None	Wisconsin is first Big Ten foe
1904-05	11	5	0	0	R.G. Clapp	None	
1905-06	12	2	0	0	R.G. Clapp	None	then-school record 12 wins
1906-07	10	6	0	0	R.G. Clapp	None	NU record 74-point win vs. Crete
1907-08	9	10	4	2	R.G. Clapp	2nd, Missouri Valley	first losing season in 10 years
1908-09	8	15	5	5	R.G. Clapp	2nd, Missouri Valley	W.W. Walsh, first-team MVC
1909-10	6	10	6	2	T.J. Hewiat	2nd, Missouri Valley	E.O. Perry, first-team MVC
1910-11	9	9	6	6	O.F. Field	2nd, Missouri Valley	J.P. Gibson, A.O. Frank, All-MVC
1911-12	14	1	8	0	"Jumbo" Stiehm	1st, Missouri Valley	NU won season's final nine games
1912-13	17	2	10	0	"Jumbo" Stiehm	1st, Missouri Valley	Sam Carrier, Ross Haskell, All-MVC; Carrier, All-American
1913-14	15	3	7	0	"Jumbo" Stiehm	1st, Missouri Valley	third straight undefeated MVC record
1914-15	10	8	8	4	"Jumbo" Stiehm	2nd, Missouri Valley	lost first league game in four years
1915-16	13	1	12	0	Sam Waugh	1st, Missouri Valley	perfect 12-0 in Missouri Valley
1916-17	12	10	4	8	Dr. E.J. Stewart	5th, Missouri Valley	
1917-18	7	7	4	5	Dr. E.J. Stewart	5th, Missouri Valley	
1918-19	10	6	10	6	Dr. E.J. Stewart	3rd, Missouri Valley	Carl Johnson, All-MVC pick
1919-20	22	2	0	0	Paul Schlisser	None	then-NU record 22 wins stood for 71 seasons, no conference affiliation
1920-21	15	3	9	1	Paul Schlisser	2nd, Missouri Valley	
1921-22	8	9	8	8	Owen A. Frank	tie 4th, Missouri Valley	
1922-23	6	12	5	11	Owen A. Frank	6th, Missouri Valley	
1923-24	11	7	10	6	W.E. Kline	3rd, Missouri Valley	
1924-25	12	5	11	5	W.E. Kline	2nd, Missouri Valley	Orr Goodson, Mutt Volz, All-MVC
1925-26	8	10	7	7	Ernest Bearg	5th, Missouri Valley	first season in NU Coliseum
1926-27	12	6	7	5	Charles T. Black	4th, Missouri Valley	Clark Smatha, All-MVC pick
1927-28	7	11	7	11	Charles T. Black	tie 7th, Missouri Valley	all games against league opponents
1928-29	11	5	5	5	Charles T. Black	3rd, Big Six	first season of play in Big Six
1929-30	9	9	6	4	Charles T. Black	3rd, Big Six	Don Maclay, first-team All-Big Six
1930-31	9	9	6	4	Charles T. Black	3rd, Big Six	Don Maclay, All-American
1931-32	3	17	2	8	Charles T. Black	6th, Big Six	Steve Hokuf, first-team All-Big Six
1932-33	3	13	2	8	William H. Browne	tie 5th, Big Six	Hokuf, All-Big Six, All-American
1933-34	7	11	5	5	William H. Browne	4th, Big Six	
1934-35	6	12	3	7	William H. Browne	5th, Big Six	
1935-36	13	8	7	3	William H. Browne	2nd, Big Six	George Wahlquist, All-Big Six, All-American
1936-37	13	7	8	2	William H. Browne	tie 1st, Big Six	shared Big Six title, Robert Parsons All-Big Six, All-American
1937-38	9	11	4	6	William H. Browne	tie 3rd, Big Six	Parsons, All-Big Six
1938-39	7	13	3	7	William H. Browne	5th, Big Six	
1939-40	6	12	2	8	William H. Browne	tie 4th, Big Six	
1940-41	8	10	6	4	A.J. Lewandowski	3rd, Big Six	Sid Held, Don Fritz, All-Big Six
1941-42	6	13	4	6	A.J. Lewandowski	4th, Big Six	
1942-43	6	10	5	5	A.J. Lewandowski	tie 3rd, Big Six	
1943-44	2	13	1	9	A.J. Lewandowski	tie 5th, Big Six	fewest wins in 46 seasons
1944-45	2	17	1	9	A.J. Lewandowski	6th, Big Six	
1945-46	7	13	3	7	L.F. Klein	tie 4th, Big Six	
1946-47	10	14	3	7	Harry Good	tie 5th, Big Six	first year of league Holiday tourney
1947-48	11	13	5	7	Harry Good	5th, Big Seven	first year of Big Seven
1948-49	16	10	9	3	Harry Good	tie 1st, Big Seven	first winning season in 12 years
1949-50	16	7	8	4	Harry Good	tie 1st, Big Seven	NU lost in NCAA District game
1950-51	9	14	4	8	Harry Good	5th, Big Seven	Claude Retherford, Big Seven MVP
1951-52	7	17	3	9	Harry Good	7th, Big Seven	Bus Whitehead, All-Big Seven
1952-53	9	11	4	8	Harry Good	6th, Big Seven	tied for second straight league title
1953-54	8	13	5	7	Harry Good	tie 4th, Big Seven	Bus Whitehead, All-Big Seven
1954-55	9	12	6	6	Jerry Bush	tie 3rd, Big Seven	
1955-56	7	16	3	9	Jerry Bush	6th, Big Seven	defeated Wooden-coached UCLA
1956-57	11	12	5	7	Jerry Bush	tie 4th, Big Seven	
1957-58	10	13	5	7	Jerry Bush	tie 4th, Big Seven	NU defeated two No. 4 teams
1958-59	12	13	5	9	Jerry Bush	tie 5th, Big Eight	first season of Big Eight
							Herschell Turner, All-Big Eight

Year	All Games		Conference		Coach	Conference Finish	Highlights, Notes
	W	L	W	L			
1959-60	7	17	4	10	Jerry Bush	tie 7th, Big Eight	Turner, All-Big Eight, NU's first 1,000-point scorer
1960-61	10	14	4	10	Jerry Bush	6th, Big Eight	
1961-62	9	16	5	9	Jerry Bush	tie 5th, Big Eight	
1962-63	6	19	1	13	Jerry Bush	8th, Big Eight	School-record 19 losses
1963-64	7	18	5	9	Joe Cipriano	tie 6th, Big Eight	Joe Cipriano's first season
1964-65	10	15	5	9	Joe Cipriano	tie 6th, Big Eight	beat No. 1 Michigan in Lincoln
1965-66	20	5	12	2	Joe Cipriano	2nd, Big Eight	first winning season in 15 years, school's second 20-win campaign
1966-67	16	9	10	4	Joe Cipriano	tie 2nd, Big Eight	finished season ranked 11th (UPI)
1967-68	15	10	8	6	Joe Cipriano	tie 3rd, Big Eight	Grant Simmons, All-Big Eight
1968-69	12	14	5	9	Joe Cipriano	tie 6th, Big Eight	first-ever NIT Tournament bid,
1969-70	16	9	7	7	Joe Cipriano	tie 3rd, Big Eight	Stuart Lantz, All-Big Eight
1970-71	18	8	8	6	Joe Cipriano	4th, Big Eight	Lantz, All-Big Eight pick
1971-72	14	12	7	7	Joe Cipriano	4th, Big Eight	NU won Big Eight Holiday title
1972-73	9	17	4	10	Joe Cipriano	tie 6th, Big Eight	
1973-74	14	12	7	7	Joe Cipriano	4th, Big Eight	Marvin Stewart, All-Big Eight
1974-75	14	12	7	7	Joe Cipriano	4th, Big Eight	Chuck Jura, All-Big Eight
1975-76	19	8	10	4	Joe Cipriano	3rd, Big Eight	Jerry Fort, All-Big Eight
1976-77	15	14	7	7	Joe Cipriano	5th, Big Eight	Jerry Fort, All-Big Eight, then-school-record 40 points against Missouri
1977-78	22	8	9	5	Joe Cipriano	2nd, Big Eight	Jerry Fort, All-Big Eight, finished with then-school-record 1,882 points, last season in NU Coliseum
1978-79	14	13	7	7	Joe Cipriano	5th, Big Eight	first season in Devaney Center
1979-80	18	13	8	6	J. Cipriano/Moe Iba	tie 2nd, Big Eight	first NU-Creighton meeting in 45 years
1980-81	15	12	9	5	Moe Iba	tie 2nd, Big Eight	NU makes 2nd NIT appearance
1981-82	16	12	7	7	Moe Iba	tie 4th, Big Eight	Brian Banks, All-Big Eight
1982-83	22	10	9	5	Moe Iba	tie 3rd, Big Eight	Iba, Big Eight Coach of the Year
1983-84	18	12	7	7	Moe Iba	3rd, Big Eight	Andre Smith, All-Big Eight
1984-85	16	14	5	9	Moe Iba	tie 5th, Big Eight	Iba, Big Eight Coach of the Year
1985-86	19	11	8	6	Moe Iba	3rd, Big Eight	Smith, Big Eight Player of the Year
1986-87	21	12	7	7	Danny Nee	5th, Big Eight	Jack Moore, All-Big Eight
1987-88	13	18	4	10	Danny Nee	7th, Big Eight	NU defeated No. 1 Missouri
1988-89	17	16	4	10	Danny Nee	7th, Big Eight	NU reached NIT semifinals
1989-90	10	18	3	11	Danny Nee	7th, Big Eight	Second straight NIT bid,
1990-91	26	8	9	5	Danny Nee	3rd, Big Eight	Dave Hoppen, All-Big Eight
1991-92	19	10	7	7	Danny Nee	5th, Big Eight	Hoppen, All-Big Eight, set six school records
1992-93	20	11	8	6	Danny Nee	tie 2nd, Big Eight	NU's first-ever NCAA berth,
1993-94	20	10	7	7	Danny Nee	4th, Big Eight	Hoppen, All-Big Eight, finished as NU's all-time leading scorer
1994-95	18	14	4	10	Danny Nee	7th, Big Eight	third place in NIT
1995-96	21	14	4	10	Danny Nee	7th, Big Eight	first losing season in 15 years
1996-97	18	15	7	9	Danny Nee	7th, Big 12	second NIT bid in three years
1997-98	20	12	10	6	Danny Nee	4th, Big 12	School-record 26 wins, finished with highest-ever ranking at No. 9, NU-record tying 14 straight wins
1998-99	20	13	10	6	Danny Nee	tie 5th, Big 12	Second straight NCAA bid
1999-2000	11	19	4	12	Danny Nee	tie 8th, Big 12	Third-straight NCAA bid,
2000-01	14	16	7	9	Barry Collier	7th, Big 12	Eric Piatkowski, All-Big Eight
Totals	1,223	1,087	566	608	---	---	---

104 Years of Nebraska Basketball

1896-97 Won 2, Lost 0

Home: 2-0 Away: 0-0

Coach: Frank Lehmer

Result/Site--Date, NU Rank/Opponent (Opp. Rank)

			NU	Opp.
H	2/2	Lincoln YMCA	W	11 8
H	2/23	Lincoln YMCA	W	23 14

Season Notes: Six years after Dr. James Naismith invented the game, NU fielded its first team...Coach Frank Lehmer guided first team...both games were played seven-on-seven.

1897-98 Won 1, Lost 3

Home: 0-3 Away: 1-0

Coach: Frank Lehmer

			NU	Opp.
H	1/8	Lincoln YMCA	L	9 15
H	1/15	Omaha YMCA	L	12 16
H	2/1	Lincoln YMCA	L	13 20
A	2/22	Omaha YMCA	W	10 9

Season Note: After three-straight losses to open season, Nebraska ended its second year of intercollegiate basketball with 10-9 win over Omaha YMCA.

1898-99 Won 4, Lost 0

Home: 3-0 Away: 1-0

Coach: Frank Lehmer

			NU	Opp.
H	12/13	Nebraska Wesleyan	W	37 5
H	1/17	Doane	W	52 7
H	1/20	Omaha YMCA	W	21 14
A	2/2	Nebraska Wesleyan	W	57 3

Season Notes: Second undefeated season in school history...final season for NU's first coach, Frank Lehmer...after seven games in first two-plus seasons of intercollegiate basketball against Lincoln and Omaha YMCA teams, Huskers faced first collegiate opponent in Nebraska Wesleyan.

1899-1900 Won 5, Lost 0

Home: 5-0 Away: 0-0

Coach: T.P. Hewitt

			NU	Opp.
H		Nebraska Wesleyan	W	42 9
H		Lincoln YMCA	W	39 7
H		Doane	W	57 3
H		Omaha YMCA	W	26 14
H	3/2	Kansas	W	48 8

Season Notes: Third and final undefeated season in school history...Kansas game at Lincoln was first-ever between present-day Big Eight Conference schools and ranks as worst loss ever for Jayhawks... W.E. Anderson had school's first 30-point game with 34 vs. KU...Coach T.P. Hewitt's only season.

1900-01 Won 3, Lost 3

Home: 2-1 Away: 1-2

Coach: E. Berry

(Dates unavailable)

			NU	Opp.
A		Omaha YMCA	W	13 11
H		Lincoln YMCA	W	10 8
H		Omaha YMCA	W	20 12
H		Omaha YMCA	L	20 28
A		Fond du Lac	L	20 32
A		Stevens Point A.C.	L	13 38

Season Notes: Huskers opened season with three-straight wins to run win streak to 13 straight, but then dropped final three games to finish .500...third consecutive .500 or better record...only season for Coach E. Berry.



Nebraska's first basketball team posted a 2-0 record in 1896-97.

1901-02 Won 5, Lost 3

Home: 3-0 Away: 2-3

Coach: Fred Morrell

			NU	Opp.
H	1/18	Nebraska Wesleyan	W	63 14
H	2/1	Lincoln YMCA	W	32 30
A	2/15	Minnesota	L	9 52
A	2/17	Sioux City YMCA	W	42 24
A	2/28	Haskell	L	29 79
A	3/1	Kansas	W	35 29
A	3/3	Topeka YMCA	L	36 52
H	3/22	Topeka YMCA	W	27 13

Season Notes: First and only season for Coach Fred Morrell...fourth straight .500 or better season.

1902-03 Won 7, Lost 5

Home: 3-1 Away: 4-4

Coach: Walter Hiltner

			NU	Opp.
H	12/18	Lincoln YMCA	W	25 18
A	1/17	Haskell	L	18 25
H	1/24	Lincoln YMCA	L	24 35
H	1/31	Kansas	W	23 18
A	2/3	Denver YMCA	W	44 29
A	2/4	Colorado College	W	39 11
A	2/5	Colorado	W	28 12
A	2/6	Greeley High	W	25 15
A	2/7	Cheyenne Business	L	28 42
H	2/20	Lincoln YMCA	W	33 20
A	3/6	Minnesota Ag.	L	4 13
A	3/7	Minnesota	L	14 41

Season Notes: In only season under Coach W. Hiltner, Nebraska posted 7-5 record... fifth straight .500-plus campaign.

1903-04 Won 9, Lost 5

(Sites and dates unavailable)

Coach: R.G. Clapp

			NU	Opp.
		Nebraska Wesleyan	W	47 10
		Highland Park	L	N/A N/A
		Lincoln High	W	49 26
		Nebraska Wesleyan	L	31 32
		Lincoln YMCA	L	N/A N/A

		Lincoln YMCA	W	N/A N/A
		Lincoln YMCA	W	31 12
		Nebraska Wesleyan	W	25 9
		Omaha Christian	W	35 26
		Sioux City YMCA	L	14 49
		Morningside	W	57 27
		Minnesota	L	21 42
		Minneapolis YMCA	W	15 10
H		Wisconsin	W	25 22

Season Notes: In first season under Coach R.G. Clapp, Nebraska won school-record nine games...Wisconsin was first Big Ten school to play Huskers at Lincoln.

1904-05 Won 11, Lost 5

Coach: R.G. Clapp

(Sites and dates unavailable)

			NU	Opp.
		Nebraska Wesleyan	W	32 31
		Highland Park	L	34 39
		Nebraska Wesleyan	W	57 23
		Omaha YMCA	W	24 21
		Fort Dodge	W	53 27
		Shattuck	W	44 22
		Minnesota	W	22 21
		Minnesota	W	28 25
		Omaha YMCA	L	29 30
		Baker	W	49 19
		Port Washington	W	47 36
		Ripon	L	28 32
		Menasha	W	37 19
		Lawrence	W	37 24
		Lewis	L	32 61
		Chicago Central	L	22 59

Season Note: Huskers won then-school-record 11 games.

1905-06 Won 12, Lost 2

Home: 4-1 Away: 8-1

Coach: R.G. Clapp

			NU	Opp.
H	1/13	Kansas City A.C.	W	33 22
H	1/29	Kansas City YMCA	W	25 24
H	2/3	Baker	W	34 23
H	2/12	Kansas	L	17 37
A	2/19	Kansas State	W	50 14

A	2/20	Fort Riley	W	43	13
A	2/21	Baker	W	33	27
A	2/22	Independence	W	41	16
A	2/23	Kansas City A.C.	L	21	49
A	2/25	Kansas City A.C.	W	26	25
H	3/15	Brown "B"	W	57	12
A	3/20	Bellevue	W	39	27
A	3/21	Fort Dodge	W	33	23
A	3/22	Shattuck	W	59	23

Season Note: Won then-school-record 12 games (against two losses).

1906-07 Won 10, Lost 6

Home: 5-0 Away: 5-6
Coach: R.G. Clapp

	NU	Opp.
A	1/4	Crete W 82 8
A	1/11	Nebraska Wesleyan W 38 26
H	1/26	Central City W 40 9
H	1/28	Iowa W 25 17
H	2/9	Kansas W 32 19
A	2/14	Fort Dodge W 34 22
A	2/15	Minnesota L 19 20
A	2/16	Minnesota L 18 20
A	2/18	Hudson W 26 25
A	2/19	Marshfield (Co. A) W 33 16
A	2/20	Portage (Co. F) L 23 27
A	2/21	Wisconsin L 31 35
A	2/22	Iowa L 29 32
A	2/23	Grinnell L 21 27
H	3/1	Denver W 40 13
H	3/25	Nebraska Wesleyan W 59 11

Season Notes: Nebraska posted ninth straight .500 or better record, third consecutive under Coach R.G. Clapp...74-point margin of victory over Crete (82-8) largest in school history.

1907-08 Won 9, Lost 10

(4-2 in Missouri Valley, 2nd)
Home: 3-3 (2-2) Away: 6-7 (2-0)
Coach: R.G. Clapp

	NU	Opp.
A	12/18	Nebraska Wesleyan W 33 19
H	1/11	Muscatine L 21 39
A	1/15	Kansas State W 36 18
A	1/16	Washburn W 26 25
A	1/17	Kansas W 20 17
A	1/18	Kansas W 23 21
H	1/23	Highland Park W 51 23
H	1/31	Missouri W 41 30
H	2/1	Missouri W 43 31
H	2/21	Kansas L 26 28
H	2/22	Kansas L 25 28
A	2/28	Minnesota L 12 43
A	2/29	Minnesota L 10 32
A	3/2	Portage L 16 39
A	3/3	Wisconsin L 4 43
A	3/4	DePaul W 25 18
A	3/5	Morrison L 19 23
A	3/6	Iowa L 26 39
A	3/7	Grinnell L 14 37

Season Notes: First season as member of Missouri Valley Conference...Huskers won MVC North Division title with 4-2 record, but because of scheduling difficulties, did not play a game against a team in own division...Husker Wilbur Wood was nation's second black college basketball player at a predominately white institution...Jumbo Stiehm, who would later become NU's football and basketball coach, scored 24 points in Wisconsin's 43-4 victory at Madison...first sub-.500 record in school history.

1908-09 Won 8, Lost 15

(5-5 in Missouri Valley, 2nd)
Home: 5-5 (4-0) Away: 3-10 (1-5)
Coach: R.G. Clapp

	NU	Opp.
H	12/12	Cotner W 28 24
H	12/17	Lincoln YMCA L 16 34
A	1/7	Kansas State W 36 31

A	1/8	Kansas	L	13	48
A	1/9	Kansas	L	17	36
H	1/15	Iowa State	W	42	20
H	1/16	Iowa State	W	40	21
H	1/22	Drake	W	39	30
H	1/23	Drake	W	34	12
H	1/30	Kansas	L	13	18
H	2/1	Missouri	L	24	26
A	2/5	Minnesota	L	17	24
A	2/6	Minnesota	L	21	39
A	2/8	Iowa State	L	16	22
A	2/9	Iowa State	W	31	17
A	2/10	Drake	L	12	34
A	2/11	Drake	L	15	25
H	2/19	Minnesota	L	26	28
H	2/20	Minnesota	L	20	29
KC	3/4	Kansas	L	22	28
KC	3/5	Kansas	L	15	24
KC	3/6	Kansas	W	32	29
A	3/8	Nebraska Wesleyan	L	32	62

Season Notes: For second straight year, Nebraska captured MVC Northern Division title...Kansas took two of three games against Cornhuskers in playoff at Kansas City, Mo., and won conference title...W.W. Walsh earned first-team All-Missouri Valley Conference honors, first NU player ever honored...Coach R.G. Clapp retired after six seasons on Husker bench.

1909-10 Won 6, Lost 10

(6-2 in Missouri Valley, 2nd)
Home: 4-3 (4-0) Away: 2-7 (2-2)
Coach: T.J. Hewiat

	NU	Opp.
A	1/6	Kansas State L 16 27
A	1/7	Kansas L 17 32
A	1/8	Kansas L 16 40
H	1/21	Iowa State W 24 21
H	1/22	Iowa State W 29 26
H	1/28	Drake W 40 14
H	1/29	Drake W 27 6
A	2/8	Drake W 20 16
A	2/10	Drake W 22 13
A	2/11	Iowa State L 23 34
A	2/12	Iowa State L 17 18
H	2/14	Kansas State L 17 28
A	2/18	Minnesota L 14 33
A	2/19	Minnesota L 9 27
H	2/26	Kansas L 20 40
H	2/27	Kansas L 13 40

Season Notes: In only season under Coach T.J. Hewiat, Nebraska finished 6-10...Huskers won MVC North Division title for third straight year, but Kansas had better division record than NU and was declared conference champion...E.O. Perry was first-team All-Missouri Valley Conference pick.

1910-11 Won 9, Lost 9

(6-6 in Missouri Valley, 2nd)
Home: 6-3 (4-2) Away: 3-6 (2-4)
Coach: O.F. Field


	NU	Opp.
H	1/7	Cotner L 17 35
H	1/14	Nebraska Wesleyan W 42 26
H	1/20	Iowa State W 41 20
H	1/21	Iowa State L 31 33
A	1/26	Morningside W 23 19
A	1/27	Minnesota L 10 25
A	1/28	Minnesota L 15 40
H	2/4	South Dakota W 30 25
A	2/6	Iowa State L 27 31
A	2/7	Iowa State W 22 19
A	2/8	Missouri L 26 39
A	2/9	Missouri(OT) L 36 37
A	2/10	Kansas W 15 11
A	2/11	Kansas L 12 37
H	2/24	Kansas W 38 28
H	2/25	Kansas W 34 24
H	2/26	Missouri W 30 23
H	2/27	Missouri L 20 23

Season Notes: Huskers finished second in Missouri Valley Conference race, three games back of Kansas...J.P. Gibson and O.A. Frank earned first-team All-Missouri Valley Conference honors.

1911-12 Won 14, Lost 1

(8-0 in Missouri Valley, 1st)
Home: 6-0 (4-0) Away: 8-1 (4-0)
Coach: E.O. "Jumbo" Stiehm

	NU	Opp.
H	1/12	Drake W 42 24
H	1/13	Drake W 35 13
A	1/18	Kansas State W 26 25
A	1/19	Kansas W 30 27
A	1/20	Kansas W 30 26
A	1/26	Minnesota L 15 40
A	1/27	Morningside W 62 10
H	2/2	Iowa State W 33 12
H	2/3	Iowa State W 40 14



The 1911-12 team captured the school's first Missouri Valley Conference title.

History

A	2/21	Drake	W	33	15
A	2/22	Drake	W	46	14
A	2/23	Iowa State	W	31	21
A	2/24	Iowa State	W	31	12
H	3/1	Kansas	W	49	21
H	3/2	Kansas	W	29	28

Season Notes: Huskers claimed MVC North Division crown with 8-0 record...after 25-point loss at Minnesota in sixth game of season. Nebraska won final nine games...in first season as Husker mentor, Stiehm made history by becoming first coach in conference history to win football and basketball titles in the same academic year...he repeated the feat a year later.

1912-13 Won 17, Lost 2

(10-0 in Missouri Valley, 1st)
Home: 10-0 (5-0) Away: 7-2 (5-0)
Coach: E.O. "Jumbo" Stiehm

			NU	Opp.
H	1/11	Cotner	W	29 18
H	1/17	Omaha X	W	46 13
H	1/18	Nebraska Wesleyan	W	39 26
A	1/23	St. Joseph's	W	25 11
A	1/24	Sacred Heart	W	31 9
A	1/25	Minnesota	L	11 20
H	1/31	Drake	W	32 7
H	2/1	Drake	W	24 15
A	2/7	Nebraska Wesleyan	W	27 20
H	2/15	Kansas State	W	27 16
A	2/19	Drake	W	21 4
A	2/20	Drake	W	25 11
A	2/21	Iowa State	W	29 12
A	2/22	Iowa State	W	16 10
H	2/28	Iowa State	W	28 8
H	3/1	Iowa State	W	24 12
H	3/10	Kansas	W	40 25
A	3/11	Kansas	W	18 16
N	3/12	Kansas*	L	24 30

*Manhattan, Kan.

Season Notes: Huskers won North Division title with 10-0 record, recognized as league champion...dropped playoff game to South Division champ Kansas, 30-24, at Manhattan, Kan....Ross Haskell and Sam Carrier were first-team All-Missouri Valley Conference selections; Carrier also earned All-America honors.

1913-14 Won 15, Lost 3

(7-0 in Missouri Valley, 1st)
Home: 7-2 (4-0) Away: 8-1 (3-0)
Coach: E.O. "Jumbo" Stiehm

			NU	Opp.
H	1/10	Omaha X	W	44 22
H	1/17	Cotner	W	56 11
H	1/23	Nebraska Wesleyan	W	29 20
H	1/24	Nebraska Wesleyan	L	18 24
A	2/5	St. Joseph's	W	48 11
A	2/6	Minnesota	W	21 16
A	2/7	Minnesota	W	14 9
A	2/9	Fort Dodge Co. G	W	38 22
H	2/13	Drake	W	32 20
H	2/14	Drake	W	31 10
A	2/17	Omaha Alumni	W	40 19
A	2/18	Simpson	L	21 22
A	2/19	Drake	W	36 17
A	2/20	Iowa State	W	15 9
A	2/21	Iowa State	W	16 3
H	2/27	Iowa State	W	24 16
H	2/28	Iowa State	W	41 13
H	3/5	Wesleyan Auto	L	19 31

Season Notes: Nebraska captured Missouri Valley Conference North Division crown with 7-0 record...squad was known as "Point a Minute" team, because it was so fast it took a movie camera to catch it.

1914-15 Won 10, Lost 8

(8-4 in Missouri Valley, 2nd)
Home: 3-2 (3-1) Away: 7-6 (5-3)
Coach: E.O. "Jumbo" Stiehm

			NU	Opp.
A	1/6	Ft. Dodge (Co. G)	L	18 23
A	1/7	Hamline	W	20 9
A	1/8	Minnesota	L	18 22
A	1/9	Minnesota	L	9 23
H	1/15	Iowa State	W	32 15
H	1/16	Iowa State	W	25 12
A	1/20	Kansas State	W	26 19
A	1/21	Kansas State	W	26 20
A	1/22	Kansas	L	18 43
A	1/23	Kansas	L	23 30
A	2/5	Nebraska Wesleyan	W	13 9
A	2/10	Drake	W	14 5
A	2/11	Drake	W	23 14
A	2/12	Iowa State	W	24 12
A	2/13	Iowa State	L	11 25
H	2/19	Drake	L	19 20
H	2/20	Drake	W	27 11
H	3/3	Nebraska Wesleyan	L	15 39

Season Notes: Huskers finished second in Missouri Valley Conference race, three games back of first-place Kansas...final season for Coach E.O. Stiehm.

1915-16 Won 13, Lost 1

(12-0 in Missouri Valley, 1st)
Home: 8-0 (8-0) Away: 5-1 (4-0)
Coach: Sam Waugh

			NU	Opp.
H	1/14	Kansas	W	34 33
H	1/15	Kansas	W	40 27
H	1/21	Drake	W	41 12
H	1/22	Drake	W	44 16
A	1/30	Burgess-Nash	W	24 20
H	2/4	Iowa State	W	35 21
H	2/5	Iowa State	W	31 14
H	2/11	Kansas State	W	21 20
H	2/12	Kansas State	W	26 25
A	2/18	Nebraska Wesleyan	L	19 23
A	2/23	Drake	W	34 24
A	2/24	Drake	W	40 15
A	2/25	Iowa State	W	23 14
A	2/26	Iowa State	W	29 17

Season Notes: Huskers won Missouri Valley Conference title with 12-0 record; finished 13-1 in only season under direction of Coach Sam Waugh...lone loss was 23-19 decision to cross-town rival Nebraska Wesleyan.

1916-17 Won 12, Lost 10

(4-8 in Missouri Valley, 5th)
(Sites and dates unavailable)
Coach: Dr. E.J. Stewart

			NU	Opp.
		Simpson	W	20 13
		Cotner	W	42 10
		Grinnell	L	9 22
		St. Joseph's	W	21 11
		St. Thomas (Minn.)	W	23 8
		Hamline	W	15 8
		Brandeis (Omaha)	W	29 11
		York College	W	23 14
		Nebraska Wesleyan	W	27 14
H	2/9	Missouri	L	16 18
H	2/10	Missouri	L	7 18
A		Kansas State	L	13 45
A		Kansas State	L	10 34
A	2/16	Kansas	W	21 19
A	2/17	Kansas	L	10 30
A	2/22	Iowa State	L	7 19
A	2/23	Iowa State	L	17 24
		Drake	W	23 13
		Drake	W	26 18
		Nebraska Wesleyan	L	15 18
H	3/9	Iowa State	L	22 24
H	3/10	Iowa State	W	24 21

Season Note: First season on sideline for Coach E.J. Stewart.

1917-18 Won 7, Lost 7

(4-5 in Missouri Valley, 5th)
Home: 3-3 (1-1) Away: 4-4 (3-4)
Coach: Dr. E.J. Stewart

			NU	Opp.
H		Camp Funston	L	14 43
H		Fort Dodge	W	19 16
H		Fort Dodge	L	14 21
A		Washington (Mo.)	L	17 44
A	2/8	Missouri	L	9 22
A	2/9	Missouri	L	8 16
H	2/15	Kansas	W	24 23
H	2/16	Kansas	L	25 31
A		Nebraska Wesleyan	W	18 10
H		Nebraska Wesleyan	W	24 14
A		Drake	W	32 10
A		Drake	W	21 14
A		Kansas State	W	31 23
A		Kansas State	L	16 26

Season Note: Eighth-straight .500 or better record.



Grant Hall was the home of the Huskers from 1897 until the NU Coliseum opened in 1926.

1918-19 Won 10, Lost 6

(10-6 in Missouri Valley, 3rd)
Home: 6-3 (6-3) Away: 4-3 (4-3)
Coach: Dr. E.J. Stewart

			NU	Opp.
A	1/22	Drake	W	34 13
A	1/23	Grinnell	W	24 14
A	1/24	Grinnell	L	15 16
A	1/25	Drake	W	24 14
H	1/30	Drake	L	15 22
H	2/1	Drake	W	19 9
H	2/7	Washington (Mo.)	W	35 25
H	2/8	Washington (Mo.)	W	28 13
H	2/14	Missouri	W	28 26
H	2/15	Missouri	W	21 14
A	3/5	Kansas	L	17 31
A	3/6	Kansas	W	29 24
H	3/8	Kansas State	L	32 34
A	3/9	Kansas State	L	21 30
H	3/12	Grinnell	W	27 15
H	3/13	Grinnell	L	21 22

Season Notes: NU finished third in Missouri Valley Conference race...Carl Jackson was first-team all-conference pick, first for Huskers in six seasons...final season for Coach E.J. Stewart.

1919-20 Won 22, Lost 2

(No conference affiliation)
Home: 11-1 Away: 11-1
Coach: Paul Schlisser

			NU	Opp.
H	12/17	Morningside	W	37 14
H	12/18	Morningside	W	39 9
H	1/9	Omaha Athletic Club	W	51 10
H	1/10	Omaha Athletic Club	W	26 23
A	1/13	Hastings	W	47 9
A	1/14	Colorado College	W	32 19
A	1/15	Colorado College	L	23 25
A	1/16	Colorado	W	27 16
A	1/17	Colorado	W	24 17
H	1/23	South Dakota	W	41 12
H	1/24	South Dakota	W	33 12
H	2/5	Indiana	L	20 24
H	2/6	Indiana	W	38 18
H	2/13	Michigan State	W	43 26
H	2/14	Michigan State	W	39 20
A	2/20	Notre Dame	W	25 18
H	2/21	Notre Dame	W	31 15
A	2/24	Morningside	W	44 12
A	2/25	Morningside	W	50 13
A	2/26	Knox (OT)	W	31 24
A	2/27	Valparaiso	W	30 17
A	2/28	Valparaiso	W	35 20
H	3/5	Colorado College	W	23 9
H	3/6	Colorado College	W	33 12

Season Notes: Playing without a conference affiliation for first time since 1906-07 season, Nebraska finished with first 20-win season ever (22 victories)...fewest losses for NU since 1915-16 season...22 wins would stand as school record until 1990-91 campaign...first season on Husker sideline for Coach P.J. Schisser.

1920-21 Won 15, Lost 3

(9-1 in Missouri Valley, 2nd)
Home: 10-1 (6-0) Away: 5-2 (3-1)
Coach: Paul Schlisser

			NU	Opp.
A	1/1	Illinois	W	30 25
A	1/3	Illinois	L	24 26
A	1/4	Illinois Wesleyan	W	32 1
H	1/14	Grinnell	W	31 10
H	1/15	Grinnell	W	28 15
H	1/21	South Dakota	W	39 13
H	1/31	Oklahoma	W	34 20
H	2/1	Oklahoma	W	28 15
A	2/9	Iowa State	L	30 38
A	2/10	Iowa State	W	32 23
A	2/11	Grinnell	W	31 16
A	2/12	Grinnell	W	29 22
H	2/18	Notre Dame	W	25 18
H	2/19	Notre Dame	W	39 21

H	2/25	Colgate	L	15 21
H	2/26	Colgate	W	24 15
H	3/4	Iowa State	W	33 16
H	3/5	Iowa State	W	37 11

Season Notes: Nebraska finished second in Missouri Valley Conference race with 9-1 mark...final season for coach Paul Schlisser.

1921-22 Won 8, Lost 9

(8-8 in Missouri Valley, Tie-4th)
Home: 4-4 (4-4) Away: 4-5 (4-4)
Coach: Owen A. Frank

			NU	Opp.
A	1/4	Wisconsin	L	14 27
H	1/7	Washington (Mo.)	W	31 23
A	1/9	Iowa State	W	21 14
H	1/13	Missouri	L	31 46
H	1/14	Grinnell	W	27 17
H	1/19	Kansas	L	15 25
A	1/27	Oklahoma	L	21 29
H	2/4	Iowa State	L	7 26
A	2/7	Grinnell	W	28 25
A	2/14	Kansas State	W	25 24
A	2/18	Drake	L	32 34
H	2/22	Oklahoma	W	39 34
A	2/24	Missouri	L	16 55
A	2/25	Washington (Mo.)	W	33 32
H	2/28	Drake	L	15 29
H	3/3	Kansas State	W	21 13
A	3/6	Kansas	L	18 41

Season Note: In first season under Coach Owen A. Frank, Nebraska finished 8-9 overall, 8-8 in Missouri Valley Conference.

1922-23 Won 6, Lost 12

(5-11 in Missouri Valley, 6th)
Home: 2-7 (1-7) Away: 4-5 (4-4)
Coach: Owen A. Frank

			NU	Opp.
A	1/5	Kansas	L	20 30
A	1/6	Kansas State	W	21 15
H		Drake	L	18 30
H		Oklahoma	W	25 19
H	1/22	Missouri	L	18 33
A	1/25	Drake	L	25 36
A	1/26	Iowa State	W	21 15
A	1/27	Grinnell	W	20 13
H		Grinnell	L	17 32
H	2/3	Iowa State	L	17 21
A		Oklahoma	L	25 31

H	2/12	Kansas	L	15 36
H		Kansas State	L	14 17
H		Washington (Mo.)	L	32 34
A	2/24	Missouri	L	22 39
A		Washington (Mo.)	W	24 22
H		Nebraska Wesleyan	W	24 22
A		Creighton	L	24 46

Season Note: Final season for Coach Owen A. Frank.

1923-24 Won 11, Lost 7

(10-6 in Missouri Valley, 3rd)
Home: 8-2 (7-2) Away: 3-5 (3-4)
Coach: W.E. Kline

			NU	Opp.
A		Kansas City A.C.	L	18 27
H	1/5	Missouri	W	24 18
H		Oklahoma	W	35 21
H		Kansas State	W	27 14
A	1/17	Kansas State	L	23 26
A	1/18	Kansas	L	18 19
A		Oklahoma	L	20 32
H	1/26	Kansas	L	10 13
H		Creighton	W	25 21
A		Drake	L	15 19
A		Grinnell	W	32 19
A	2/8	Missouri	W	31 11
A	2/9	Washington (Mo.)	W	32 18
H		Grinnell	W	32 18
H		Washington (Mo.)	W	38 17
A	2/27	Iowa State	W	18 16
H	3/3	Iowa State	W	27 14
H		Drake	L	12 25

Season Note: Nebraska finished 11-7 in Coach W.E. Kline's rookie season.

1924-25 Won 12, Lost 5

(11-5 in Missouri Valley, 2nd)
Home: 6-2 (6-2) Away: 6-3 (5-3)
Coach: W.E. Kline

			NU	Opp.
A	1/9	Kansas State	W	23 11
A	1/10	Oklahoma	W	23 18
H	1/17	Drake	W	20 8
H	1/31	Kansas	L	20 25
H	2/7	Oklahoma	W	31 17
H	2/9	Grinnell	W	35 27
H	2/13	Kansas State	W	32 20
A	2/17	Kansas	L	20 28
A	2/20	Washington (Mo.)	W	24 20
A	2/21	Missouri	W	25 20



The Nebraska Coliseum served as the home of Nebraska basketball from 1926 until 1976.

History

H	2/24	Iowa State	W	37	17
H	2/27	Missouri	W	24	21
A	2/28	Creighton	W	15	11
A	3/2	Drake	L	10	18
A	3/3	Grinnell	L	21	36
A	3/4	Iowa State	W	28	13
H	3/5	Washington (Mo.)	L	16	36

Season Notes: In second and final season under Coach W.E. Kline, Huskers finished second to Kansas in Missouri Valley Conference race...Orr Goodson and Mutt Volz were first-team all-conference picks, first time a Husker player had been so honored since 1918-19 season; first time two NU players landed spot on first unit since 1912-13.

1925-26 Won 8, Lost 10

(7-7 in Missouri Valley, 5th)
Home: 4-5 (4-3) Away: 4-5 (3-4)
Coach: Ernest Bearg

		NU	Opp.
H	12/18	South Dakota	L 19 20
A	1/2	Kansas City A.C.	L 20 36
A	1/9	Creighton	W 20 15
H	1/16	Grinnell	W 24 14
H	1/23	Iowa State	W 18 13
A	1/30	Grinnell	W 39 18
A	2/1	Iowa State	W 27 12
A	2/2	Drake	W 23 21
H	2/6	Kansas	L 14 25
A	2/9	Kansas State	L 26 41
H	2/15	Creighton	L 11 15
H	2/16	Kansas State	L 21 28
H	2/19	Missouri	L 24 26
H	2/20	Washington (Mo.)	W 26 20
A	2/27	Kansas	L 17 30
H	3/1	Drake	W 22 21
A	3/5	Missouri	L 22 24
A	3/6	Washington (Mo.)	L 14 22

Season Notes: In only season under Coach Ernest Bearg, Huskers finished 8-10...after playing in Grant Hall since 1897, NU dropped first-ever game in NU Coliseum to Kansas, 25-14.

1926-27 Won 12, Lost 6

(7-5 in MVC, 4th)
Home: 7-2 (4-2) Away: 5-4 (3-3)
Coach: Charles T. Black

		NU	Opp.
A		Hillyard's	L 20 36
A		Kansas State	L 23 34
A		Washington (Mo.)	W 37 20
A	1/15	Missouri	W 35 23
A	1/19	Kansas	W 27 24
H		Drake	L 34 35
H	1/29	Iowa State	W 35 19
A		Oklahoma	W 37 29
A		Oklahoma State	L 24 27
H		Grinnell	W 30 22
H		Kansas State	W 26 24
H		Missouri	W 27 22
H		Oklahoma	W 36 26
H		Washington (Mo.)	W 41 24
H	2/26	Kansas	L 25 34
H		Oklahoma State	W 35 25
A	3/3	Iowa State	L 24 26
A	3/4	Drake	W 46 32

Season Notes: In first season under Coach Charles T. Black, a former Kansas All-American, Huskers finished 12-6 and 7-5 in Missouri Valley, good for fourth place...Clark Smatha earned first-team All-Missouri Valley Conference honors.

1927-28 Won 7, Lost 11

(7-11 in MVC, tie 7th)
Home: 5-4 (5-4) Away: 2-7 (2-7)
Coach: Charles T. Black

		NU	Opp.
A	12/16	Washington (Mo.)	L 27 28
A	12/17	Missouri	L 15 36
H	1/7	Missouri	W 36 26
H	1/9	Washington (Mo.)	L 19 30

A	1/14	Drake	L	28	32
H	1/21	Kansas State	L	24	29
H	1/28	Iowa State	W	37	26
H	2/4	Oklahoma State	L	21	32
A	2/9	Iowa State	W	32	26
A	2/10	Grinnell	W	35	22
H	2/14	Drake	W	34	27
A	2/17	Kansas	L	27	33
A	2/18	Kansas State	L	22	28
H	2/24	Kansas	W	32	28
H	2/25	Oklahoma	L	36	38
H	2/28	Grinnell	W	35	16
A	3/3	Oklahoma	L	28	43
A	3/5	Oklahoma State	L	43	47

Season Notes: Entire schedule was played against conference opponents...NU was 7-9 with two games left, but lost bid for .500 with losses at Oklahoma and Oklahoma State to end season.

1928-29 Won 11, Lost 5

(5-5 in Big Six, 3rd)
Home: 6-2 (3-2) Away: 5-3 (2-3)
Coach: Charles T. Black

		NU	Opp.
H	12/20	South Dakota	W 36 25
A	1/4	Colorado College	W 32 24
A	1/5	Colorado College	W 48 26
H	1/12	Missouri	L 25 30
H	1/15	South Dakota	W 46 28
H	1/19	Kansas	W 30 29
A	1/24	Kansas State	L 21 30
A	1/26	Oklahoma	L 20 29
H	2/2	Iowa State	W 45 39
A	2/7	Kansas	W 37 31
H	2/11	Oklahoma	L 34 39
H	2/16	Drake	W 37 24
A	2/22	Iowa State	L 33 37
A	2/23	Drake	W 33 26
A	2/25	Missouri	W 39 33
H	3/2	Kansas State	W 62 45

Season Notes: After being affiliated with the Missouri Valley Conference since 1907-08, Nebraska, Missouri, Kansas, Kansas State, Iowa State and Oklahoma formed the Big Six...second winning season in three years for Coach Charles T. Black.

1929-30 Won 9, Lost 9

(6-4 in Big Six, 3rd)
Home: 6-3 (3-2) Away: 3-6 (3-2)
Coach: Charles T. Black

		NU	Opp.
A	12/28	St. Louis	L 27 37

A	12/30	Butler	L	26	38
A	1/2	West Virginia	L	19	45
A	1/4	Pittsburgh	L	27	34
A	1/10	Kansas State	W	41	39
H	1/11	Montana State	L	30	61
H	1/14	South Dakota State	W	29	27
A	1/18	Missouri	L	21	27
H	1/20	Oklahoma	W	35	20
A	1/22	Iowa State	W	32	22
H	1/25	Iowa	W	41	26
H	2/1	Kansas State	L	42	46
A	2/8	Oklahoma	W	47	37
A	2/10	Kansas	L	20	27
H	2/12	St. Louis	W	45	43
H	2/15	Missouri	W	34	31
H	2/22	Iowa State	W	52	50
H	3/1	Kansas	L	35	36

Season Notes: Nebraska led Big Six in scoring at 34.9 points per game...Don Maclay was first-team All-Big Six center...NU finished two games back of league champion Missouri.

1930-31 Won 9, Lost 9

(6-4 in Big Six, 2nd)
Home: 5-4 (3-2) Away: 4-5 (3-2)
Coach: Charles T. Black

		NU	Opp.
A	12/13	South Dakota	W 18 17
H	12/19	Pittsburgh	L 22 23
A	12/27	Washington	L 38 41
A	12/29	Washington	L 24 27
A	12/30	Washington	L 32 38
H	1/5	Brigham Young	L 44 55
H	1/10	Missouri	W 42 32
A	1/17	Oklahoma	W 36 30
A	1/19	Kansas (OT)	W 31 30
H	1/24	Drake	W 30 25
H	1/31	Iowa State	W 31 19
H	2/2	Butler	W 32 14
A	2/7	Missouri	L 20 33
A	2/9	Kansas State	W 37 31
H	2/14	Kansas	L 29 34
A	2/16	Iowa State	L 28 42
H	2/24	Kansas State	L 30 32
H	2/28	Oklahoma	W 41 30

Season Notes: Nebraska's second-place finish in Big Six race was its best since 1924-25 campaign...Huskers finished one game back of first-place Kansas...center Don Maclay earned All-America honors...Steve Hukuf earned first-team All-Big Six honors as a guard.



Nebraska's 1936-37 team tied for the Big Six Conference title.

1931-32 Won 3, Lost 17

(2-8 in Big Six, 6th)
Home: 1-9 (1-4) Away: 2-8 (1-4)
Coach: Charles T. Black

		NU	Opp.
H	12/12	South Dakota	L 36 41
H	12/17	Brigham Young	L 27 31
A	12/19	Iowa	L 29 34
A	12/28	Wisconsin-Superior	L 34 36
A	12/29	Minnesota	L 24 32
H	1/4	Carleton	L 30 40
A	1/8	Iowa State	W 28 24
A	1/9	Drake	W 33 19
H	1/12	Kansas	L 31 34
A	1/16	Missouri	L 18 30
A	1/18	Kansas State	L 20 32
H	1/23	Oklahoma	L 34 37
H	2/1	Iowa State	L 32 33
H	2/6	Kansas State	W 32 26
H	2/10	St. Louis	L 28 31
A	2/13	Oklahoma	L 32 46
A	2/15	Kansas	L 19 51
H	2/26	Missouri	L 28 32
A	3/4	Creighton	L 18 47
H	3/7	Creighton	L 26 28

Season Notes: Three wins were fewest for Huskers since 1900-01 season...last year of Nebraska-Creighton series until 1977-78 campaign...final season for Coach Charles T. Black.

1932-33 Won 3, Lost 13

(2-8 in Big Six, tie 5th)
Home: 2-7 (1-4) Away: 2-7 (1-4)
Coach: William H. Browne

		NU	Opp.
H	12/16	Arkansas	L 24 41

A	12/22	Carleton	L 19 23
A	12/23	Minnesota	L 25 27
H	1/2	Minnesota	L 22 32
H	1/3	Stanford	L 17 21
A	1/6	Kansas	L 29 32
A	1/7	Missouri	L 33 37
H	1/14	Kansas State	W 31 25
H	1/30	Iowa State	L 25 30
H	2/4	Kansas	L 20 34
A	2/11	Oklahoma	L 35 39
A	2/13	Kansas State	L 30 36
H	2/18	South Dakota	W 34 25
H	2/25	Missouri	L 31 39
A	2/28	Iowa State	W 43 16
H	3/4	Oklahoma	L 27 38

Season Notes: Huskers dropped seven straight and 11 of first 12 games, finished with three wins for second consecutive season...debut for Coach William H. Browne...Steve Hokuf was first-team All-Big Six pick and earned All-America honors.

1933-34 Won 7, Lost 11

(5-5 in Big Six, 4th)
Home: 5-2 (4-1) Away: 2-9 (1-4)
Coach: William H. Browne

		NU	Opp.
A	12/20	Marquette	L 22 25
A	12/21	Northwestern	L 22 35
A	12/22	DePaul	L 13 33
A	12/29	North Dakota	L 22 50
A	12/30	North Dakota State	W 32 29
A	1/1	Minnesota	L 16 32
A	1/5	Iowa State (OT)	W 37 31
H	1/9	Kansas	W 24 21
A	1/13	Missouri	L 26 36
A	1/15	Kansas State	L 24 25
H	1/20	Wyoming	L 24 33

H	1/27	Oklahoma	L 36 44
H	2/3	Kansas State	W 38 31
H	2/9	Missouri	W 34 27
A	2/17	Oklahoma	L 23 53
A	2/19	Kansas	L 24 25
H	2/24	Iowa State	W 26 21
H	3/3	St. Louis	W 29 25

Season Note: Nebraska lost four straight to open the season, then went 7-7 over last 14 games.

1934-35 Won 6, Lost 12

(3-7 in Big Six, 5th)
Home: 6-4 (3-2) Away: 0-8 (0-5)
Coach: William H. Browne

		NU	Opp.
A	12/15	Wyoming	L 23 26
H	12/20	Iowa	L 24 31
H	12/22	North Dakota	W 34 21
H	12/29	Minnesota	W 26 24
H	1/2	Stanford	L 31 34
A	1/4	Millikin	L 35 36
A	1/5	St. Louis	L 28 30
H	1/12	Iowa State	W 32 31
A	1/19	Missouri	L 31 32
A	1/21	Kansas State	L 41 47
H	1/26	Denver	W 34 22
H	2/4	Missouri	L 21 23
A	2/9	Oklahoma	L 32 38
A	2/11	Kansas	L 21 32
H	2/15	Kansas	L 24 32
H	2/18	Oklahoma	W 32 24
A	2/23	Iowa State	L 14 22
H	3/2	Kansas State	W 28 21

Season Note: NU won Big Six opener, then dropped six-straight in conference play and finished with fourth-consecutive losing record.

1935-36 Won 13, Lost 8

(7-3 in Big Six, 2nd)
Home: 7-1 (4-1) Away: 6-7 (3-2)
Coach: William H. Browne

		NU	Opp.
H	12/17	Brigham Young	W 53 34
A	12/20	Minnesota	W 41 24
A	12/27	Wyoming	W 46 42
A	12/28	Brigham Young	L 39 46
A	12/30	Utah	W 48 47
A	1/3	Santa Clara	L 48 61
A	1/4	Stanford	L 39 42
A	1/7	Denver	L 35 45
H	1/10	Missouri	W 31 26
H	1/13	Wyoming	W 31 22
A	1/18	Oklahoma	W 40 33
A	1/20	Kansas	L 23 45
A	1/25	Iowa State (OT)	L 40 41
H	2/1	Kansas State	W 43 30
H	2/3	South Dakota	W 48 27
A	2/8	Missouri	W 43 33
A	2/10	Kansas State	W 40 32
H	2/15	Iowa State	W 49 20
H	2/24	Oklahoma	W 55 28
H	2/29	Kansas	L 36 43


Olympic Playoff
KC 3/12 Oklahoma State L 19 36

Season Notes: George Wahlquist was first-team All-Big Six selection and earned All-America honors...NU finished second to Kansas in Big Six race, three games back of 10-0 Jayhawks...13 wins were most for Huskers since school-record 22 victories in 1919-20.

1936-37 Won 13, Lost 7

(8-2 in Big Six, tie 1st)
Home: 7-1 (4-1) Away: 6-6 (4-1)
Coach: William H. Browne

		NU	Opp.
A	12/11	South Dakota	L 31 33
H	12/19	Montana	W 53 39
H	12/21	Minnesota	W 29 24
H	12/22	Ohio State	W 32 23
A	12/26	Loyola (Ill.)	L 35 53
A	12/28	Western Reserve	W 41 35



Before becoming a star with the New York Yankees, Bob Cerv lettered for the Husker cagers from 1947 to 1950. He is one of seven athletes in school history to earn eight or more monograms in a career.

History

A	12/29	Canisius	L	34	39
A	12/30	St. Thomas (Pa.)	W	42	41
A	1/1	Temple	L	27	43
A	1/2	George Washington	L	22	41
A	1/9	Missouri	W	31	22
H	1/16	Iowa State	W	45	33
H	1/18	Oklahoma	L	31	34
A	1/30	Kansas State	W	41	38
A	2/2	Kansas	L	22	27
A	2/12	Oklahoma	W	33	29
H	2/15	Kansas State	W	40	37
H	2/19	Missouri	W	50	21
H	2/27	Kansas	W	37	32
A	3/3	Iowa State	W	48	31

Season Notes: Nebraska closed season with five-straight wins; earned share of Big Six title for first time since 1915-16...Robert Parsons was first-team All-Big Six pick and earned All-America honors...NU had consecutive double-digit win total for first time since 1923-24 and 1924-25 seasons.

1937-38 Won 9, Lost 11

(4-6 in Big Six, tie 3rd)
Home: 7-3 (3-2) Away: 2-8 (1-4)
Coach: William H. Browne

				NU	Opp.
A	12/11	Ohio State	L	31	42
H	12/17	South Dakota	W	44	28
A	12/20	Minnesota	L	28	33
A	12/23	Indiana	L	42	43
A	12/28	Detroit	L	33	34
A	12/30	Bradley	L	30	50
A	1/1	Niagara	W	43	37
H	1/7	California	W	38	32
H	1/10	Colorado	W	29	18
H	1/14	Missouri	L	18	27
H	1/22	Kansas State	W	46	32
A	1/29	Iowa State	W	35	32
A	2/2	Kansas	L	33	48
A	2/5	Oklahoma	L	48	50
H	2/9	Oklahoma	W	52	42
A	2/12	Missouri	L	30	38
H	2/14	Iowa State	W	50	23
H	2/19	Loyola (Ill.)	W	39	38
A	2/21	Kansas State	L	29	41
H	2/26	Kansas	L	47	50

Season Note: Robert Parsons was first-team All-Big Six pick for second straight season.

1938-39 Won 7, Lost 13

(3-7 in Big Six, 5th)
Home: 5-5 (3-2) Away: 2-8 (0-5)
Coach: William H. Browne

				NU	Opp.
H	12/10	South Dakota	W	44	30
H	12/17	Bradley	L	24	39
H	12/21	Minnesota	L	37	66
H	12/23	Wyoming	W	38	30
A	12/26	California	W	46	43
A	12/27	California	L	30	58
A	12/29	UCLA	W	35	30
A	12/30	UCLA	L	40	42
A	1/3	Stanford	L	47	56
H	1/14	Kansas	W	48	37
A	1/17	Kansas State	L	38	43
A	1/21	Missouri	L	41	54
A	1/28	Oklahoma	L	39	56
H	1/30	Iowa State	W	51	44
H	2/8	Kansas State	W	42	34
A	2/14	Kansas	L	46	49
H	2/18	Missouri	L	36	46
H	2/24	DePaul	L	33	37
A	2/27	Iowa State	L	28	41
H	3/4	Oklahoma	L	45	53

Season Notes: NU ended season with five-straight losses; recorded second consecutive losing season...Oklahoma, a team that swept the Huskers, represented Big Six in first NCAA Tournament.

1939-40 Won 6, Lost 12

(2-8 in Big Six, tie 4th)
Home: 5-6 (2-3) Away: 1-6 (0-5)
Coach: William H. Browne

				NU	Opp.
H	12/9	South Dakota	W	39	15
H	12/15	Indiana	L	39	49
H	12/20	Stanford	W	48	47
A	12/23	Minnesota	L	37	61
H	12/27	Utah	L	40	63
A	12/30	Wisconsin	W	53	43
H	1/2	Detroit	L	46	47
H	1/6	California	W	46	32
H	1/8	Iowa State	W	44	28
A	1/13	Missouri	L	33	46
A	1/19	Kansas State	L	25	32
A	1/23	Kansas	L	24	40
H	1/27	Oklahoma	L	41	56

Season Notes: Two-point loss to Kansas in season finale kept Nebraska from .500 record for first time since 1936-37 season...Sid Held and Don Fritz earned first-team All-Big Six honors...first season of five-year tenure for Coach A.J. Lewandowski...for second straight year, NU lost game to eventual national champion (Wisconsin) in non-league play.

1941-42 Won 6, Lost 13

(4-6 in Big Six, 4th)
Home: 4-4 (3-2) Away: 2-9 (1-4)
Coach: A.J. Lewandowski

				NU	Opp.
H	12/12	South Dakota	W	48	28
A	12/15	Indiana	L	29	56
A	12/16	Kentucky	L	27	42
H	12/20	UCLA	L	36	42
H	12/22	Oregon	L	42	49



Coach Harry Good guided Nebraska to a share of the 1949 and 1950 Big Seven Conference titles.

H	2/3	Missouri	L	40	41
A	2/9	Oklahoma	L	28	45
H	2/13	Kansas State	W	61	28
A	2/17	Iowa State	L	33	40
H	2/24	Kansas	L	41	48

Season Notes: Nebraska dropped eight of last nine games to spoil Coach W.H. Browne's final season...Huskers dropped 10-point decision to eventual national champion Indiana at Lincoln in second game of season.

1940-41 Won 8, Lost 10

(6-4 in Big Six, 3rd)
Home: 5-4 (3-2) Away: 3-6 (3-2)
Coach: A.J. Lewandowski

				NU	Opp.
A	12/6	South Dakota	L	39	40
H	12/14	Marquette	W	35	20
H	12/18	Kentucky	W	40	39
H	12/21	Minnesota	L	36	43
A	12/26	California	L	24	30
A	12/27	Stanford	L	46	57
A	12/30	Oregon State	L	38	61
H	1/4	Wisconsin	L	31	46
H	1/7	Kansas State	W	33	23
H	1/10	Oklahoma	L	29	40
A	1/17	Kansas State	L	32	35
H	1/20	Missouri	W	40	29
A	1/25	Iowa State	W	38	35
H	2/1	Iowa State	W	41	36
A	2/10	Kansas	L	38	44
A	2/15	Missouri	W	38	36
A	2/22	Oklahoma	W	43	42
H	3/1	Kansas	L	53	55

A	12/27	Minnesota	L	32	56
A	12/29	Detroit	L	29	33
A	12/30	Iowa	W	41	34
H	1/6	Kansas State	W	44	38
H	1/12	Missouri	W	51	45
A	1/17	Kansas	L	32	51
H	1/24	Great Lakes	L	40	50
A	1/31	Iowa State	L	33	39
A	2/2	Kansas State	L	35	38
H	2/7	Iowa State	W	39	31
A	2/14	Kansas	L	30	58
A	2/16	Oklahoma	L	29	37
H	2/21	Oklahoma	L	41	46
A	2/28	Missouri	W	41	40

Season Note: After 2-0 Big Six start, NU lost four straight and seven of last nine games to finish with sub-.500 record for fifth straight season.

1942-43 Won 6, Lost 10

(5-5 in Big Six, tie 3rd)
Home: 4-4 (3-2) Away: 2-6 (2-3)
Coach: A.J. Lewandowski

				NU	Opp.
A	12/7	South Dakota	L	37	40
A	12/12	Illinois	L	27	69
H	12/19	Iowa	W	52	43
H	12/30	Indiana	L	39	40
A	1/5	Kansas State	W	41	32
A	1/16	Missouri	W	39	36
A	1/18	Iowa State	L	38	50
H	1/21	Gardner Naval	L	37	52
H	1/30	Oklahoma	L	32	56
KC	2/6	Gardner Naval	L	37	43

H	2/13	Kansas	L	24	56
H	2/17	Kansas State (OT)	W	50	47
H	2/20	Missouri	W	56	50
A	2/23	Kansas	L	33	52
H	2/27	Iowa State	W	51	36
A	3/1	Oklahoma	L	48	65

Season Note: Five-straight mid-season losses stood between NU and its first winning season since 1936-37.

1943-44 Won 2, Lost 13

(1-9 in Big Six, tie 5th)
Home: 2-5 (1-4) Away: 0-8 (0-5)
Coach: A.J. Lewandowski

		NU	Opp.
A	12/10	Iowa	L 33 50
A	12/11	DePaul	L 15 55
A	12/13	Minnesota	L 21 40
H	12/18	South Dakota	W 41 31
A	1/8	Iowa State	L 24 56
A	1/15	Kansas	L 27 51
A	1/17	Oklahoma	L 35 45
H	1/22	Minnesota	L 32 45
H	2/1	Kansas State	W 54 47
H	2/5	Missouri (OT)	L 32 36
A	2/12	Missouri	L 29 44
A	2/14	Iowa State	L 35 58
H	2/19	Kansas	L 47 56
H	2/26	Oklahoma	L 32 43
A	2/29	Kansas State	L 37 40

Season Notes: Fewest wins in season for Huskers since 1897-98 campaign...Nebraska failed to win road game for first time in eight years.

1944-45 Won 2, Lost 17

(1-9 in Big Six, 6th)
Home: 2-7 (1-4) Away: 0-10 (0-5)
Coach: A.J. Lewandowski

		NU	Opp.
H	12/16	Iowa	L 45 61
H	12/22	Minnesota	L 54 55
KC	12/23	Kansas State	L 46 49
H	12/27	Pentathlon	W 54 40
A	12/29	Illinois	L 39 71
A	12/30	Indiana	L 42 65
H	1/3	Oklahoma	L 37 44
A	1/8	Iowa State	L 38 50
A	1/12	Kansas	L 33 48
A	1/13	Oklahoma*	L 45 48
A	1/15	NATTC**	L 34 57
A	1/20	Kansas State	L 48 70
H	1/30	Navy Pre-Flight	L 42 62
H	2/3	Missouri	L 41 47
H	2/10	Kansas	W 59 45
A	2/17	Missouri (2OT)	L 54 55
A	2/19	Iowa State	L 45 47
A	2/20	Navy Pre-Flight***	L 41 55
H	2/24	Kansas State	L 47 55

*at Oklahoma City, Okla.
**at Norman, Okla.
***at Iowa City, Iowa

Season Notes: Final season for Coach A.J. Lewandowski...Huskers lost 10 straight from Dec. 27 through Feb. 3, ended streak with 14-point homecourt win over Kansas, then lost final four games of season.

1945-46 Won 7, Lost 13

(3-7 in Big Six, tie 4th)
Home: 5-4 (2-3) Away: 2-9 (1-4)
Coach: L.F. Klein

		NU	Opp.
A	12/8	Minnesota	L 30 55
H	12/11	South Dakota	W 52 29
KC	12/14	Missouri	L 54 63
KC	12/15	Kansas State	W 62 47
A	12/17	Iowa	L 35 61
H	12/20	Illinois	L 51 62
H	12/28	Oregon State	W 48 40
A	12/29	Bradley	L 33 53
A	12/31	Marquette	L 36 49
H	1/2	Kansas State	W 44 37

A	1/7	Oklahoma	L 48 70
H	1/11	Kansas	L 45 56
A	1/14	Iowa State	L 39 57
A	1/18	Missouri	W 44 42
H	2/1	South Dakota State	W 52 50
H	2/8	Iowa State	L 45 57
H	2/11	Oklahoma	L 44 51
A	2/15	Kansas	L 30 72
H	2/25	Missouri	W 42 39
A	2/28	Kansas State	L 49 54

Season Note: L.F. Klein replaced A.J. Lewandowski as NU head coach, guided Huskers to 7-13 record in only season on bench.

1946-47 Won 10, Lost 14

(3-7 in Big Six, tie 5th)
Home: 7-4 (3-2) Away: 3-10 (0-5)
Coach: Harry Good

		NU	Opp.
H	12/4	South Dakota	W 68 37
H	12/7	Ottumwa Navy	W 65 45
H	12/9	Drake	W 48 44
Big Six Holiday Tournament			
KC	12/12	Arkansas	L 46 57
KC	12/13	Iowa State	W 54 51
KC	12/14	Oklahoma	L 52 63
H	12/17	St. Mary's (Calif.)	L 54 58
H	12/23	Minnesota	L 58 66
A	12/28	Illinois	L 37 72
A	12/30	Louisville	L 53 68
A	12/31	Western Kentucky	L 56 74
A	1/4	Kansas State	L 54 63
H	1/6	Oklahoma	W 44 41
H	1/14	Kansas	W 48 46
A	1/18	Missouri	L 41 47
A	1/20	Iowa State	L 44 61
A	1/31	Drake	W 65 44
A	2/1	Ottumwa Navy	W 72 53
H	2/4	South Dakota State	W 53 34
H	2/10	Iowa State	L 54 56
A	2/15	Kansas	L 37 69
A	2/17	Oklahoma	L 49 63
H	2/22	Missouri	L 49 60
H	2/27	Kansas State	W 54 50

Season Notes: NU was 9-10 with four games to go, but lost four of last five games to end 10-14...Harry Good became the Husker head coach after several successful

seasons at the University of Indiana...first year of league-sponsored Holiday Tournament at Kansas City, Mo., an event that lasted through 1978-79 season.

1947-48 Won 11, Lost 13

(5-7 in Big Seven, 5th)
Home: 6-4 (3-3) Away: 5-9 (2-4)
Coach: Harry Good

		NU	Opp.
H	12/8	Purdue	L 56 60
A	12/13	Minnesota	L 59 63
H	12/16	South Dakota	W 65 38
Big Seven Holiday Tournament			
KC	12/18	Missouri	W 46 44
KC	12/19	Oklahoma	L 46 47
KC	12/20	Kansas (OT)	L 60 64
H	12/23	Colorado State	W 67 47
A	12/27	Stanford*	W 51 47
A	12/29	San Jose State	L 38 39
A	12/30	Nevada-Reno	L 58 63
A	1/2	Northern Colorado	W 58 54
A	1/6	Iowa State	L 44 55
H	1/12	Missouri	L 54 66
A	1/17	Colorado	W 59 55
H	1/31	Kansas State	L 45 64
H	2/3	South Dakota State	W 66 56
A	2/7	Kansas	W 61 57
A	2/9	Oklahoma	L 57 79
A	2/14	Missouri	L 41 47
H	2/21	Iowa State	W 62 57
H	2/25	Colorado	W 58 53
A	2/27	Kansas State	L 49 56
H	3/1	Oklahoma	L 74 81
H	3/6	Kansas	W 70 64

*San Francisco, Calif.

Season Notes: Claude Retherford led team in scoring, tallied school single-season record 244 points...Huskers were 10-11 going into final three games of season and had shot at first winning season since 1935-36, but dropped two of those games for 11th-straight losing season...Colorado joined Big Six and the league changed its name to the Big Seven...NU led Big Seven in scoring at 55.9 points per game for all games.



NU's 1949-50 team tied Kansas and Kansas State for the Big Seven title with an 8-4 record.

History

1948-49 Won 16, Lost 10

(9-3 in Big Seven, tie 1st)

Home: 9-2 (5-1) Away: 7-8 (4-2)

Coach: Harry Good

				NU	Opp.
H 12/1	NW Missouri State	W	59	39	
H 12/6	Minnesota	L	52	61	
H 12/11	Northern Iowa	W	63	52	
A 12/17	Purdue	L	47	64	
A 12/18	Cincinnati	L	46	64	
A 12/20	Duquesne	L	49	55	
A 12/21	Western Reserve	W	83	80	

Big Seven Holiday Tournament

KC 12/28	Kansas State	L	34	48	
KC 12/29	Missouri	L	50	52	
KC 12/30	Harvard	W	56	54	
H 1/8	Kansas	W	52	34	
H 1/11	Washington (Mo.)	W	48	45	
H 1/15	Iowa State	W	71	50	
H 1/29	South Dakota	W	72	50	
H 1/31	Kansas State	W	70	48	
H 2/5	Colorado	W	45	43	
A 2/12	Kansas	W	49	39	
A 2/14	Oklahoma	L	45	47	
A 2/19	Iowa State	W	44	41	
H 2/21	Missouri	W	47	46	
A 2/26	Colorado	W	56	45	
A 3/1	Kansas State	L	28	53	
H 3/5	Oklahoma	L	49	56	
A 3/7	Missouri	W	52	48	

Big Seven Playoff

KC 3/14	Oklahoma	W	57	56	
---------	----------	---	----	----	--

NCAA District Tournament

KC 3/16	Oklahoma State (2)	L	35	52	
---------	--------------------	---	----	----	--

Season Notes: Cornhuskers tied Oklahoma for first-place in league, beat Sooners in league playoff for spot in NCAA District Tournament...first NU title on hardwood since 1936-37 season...Claude Retherford led team in scoring for third straight year, finished with then-school single-season record 311 points...Retherford was first-team All-Big Seven pick, led conference in scoring for league games only at 12.4 points per game and was conference MVP...Bus Whitehead also earned first-team all-conference honors...for second-straight year, NU led league in scoring with 52.3 average.

1949-50 Won 16, Lost 7

(8-4 in Big Seven, tie 1st)

Home: 12-1 (5-1) Away: 4-6 (3-3)

Coach: Harry Good

			NU	Opp.
H 12/3	South Dakota State	W	61	32
H 12/7	NW Missouri State	W	58	39
A 12/12	Bradley (1)	L	54	64
H 12/14	Northern Iowa	W	60	54
H 12/17	Baylor	W	69	55
H 12/19	Colorado State	W	63	43
H 12/23	Idaho	W	66	45

Big Seven Holiday Tournament

KC 12/28	Colorado	L	57	67
KC 12/29	Michigan	L	65	67
KC 12/30	Iowa State (OT)	W	85	67
H 1/2	South Dakota	W	47	40
H 1/10	Kansas	W	57	56
H 1/14	Iowa State	W	64	46
A 1/16	Colorado	L	59	72
H 1/30	Kansas State (OT-12)	W	65	63
H 2/6	Missouri	W	50	41
A 2/11	Kansas	L	36	49
A 2/13	Oklahoma	W	57	55
H 2/18	Colorado	W	59	49
A 2/20	Missouri	W	55	48
A 2/25	Iowa State (OT)	W	56	54
H 3/4	Oklahoma	L	48	64
A 3/11	Kansas State (14)	L	60	63

Season Notes: Nebraska tied Kansas and Kansas State for Big Seven title; second straight year Huskers earned share of conference crown...NU went into final regular-season game with chance to win crown outright, but dropped three-point decision at Kansas State, forced to settle for tie with Jayhawks and Wildcats...Huskers finished seventh in Big Seven Holiday tourney, but opened

league play 4-1, then after 13-point loss at Kansas, rebounded to win four straight before losing back-to-back games to end season...Bus Whitehead was first-team All-Big Seven performer, led Cornhuskers in scoring and tallied school single-season record 360 points...NU made first-ever appearance in AP poll at No. 16 the week of Feb. 28.

1950-51 Won 9, Lost 14

(4-8 in Big Seven, 5th)

Home: 7-2 (4-2) Away: 2-12 (0-6)

Coach: Harry Good

			NU	Opp.
A 12/2	Minnesota	L	41	55
H 12/4	NW Missouri State	W	61	39
H 12/8	Washington	L	49	54
A 12/9	Washington	L	53	71
A 12/11	California*	L	59	62
A 12/12	Santa Clara	W	53	38
H 12/19	Northern Iowa	W	63	55

Big Seven Holiday Tournament

KC 12/28	Missouri (9)	W	54	52
KC 12/29	Kansas State	L	53	72
KC 12/30	Kansas (10)	L	47	63
H 1/3	South Dakota	W	74	49
A 1/6	Kansas (20)	L	41	66
H 1/8	Iowa State	W	51	49
A 1/15	Colorado	L	45	51
A 2/2	Iowa State	L	51	67
H 2/5	Kansas State (4)	L	50	79
H 2/10	Kansas (20)	L	52	61
A 2/12	Oklahoma	L	49	72
H 2/19	Missouri	W	54	52
H 2/24	Colorado	W	58	45
A 2/26	Kansas State (5)	L	48	74
H 3/3	Oklahoma	W	46	44
A 3/7	Missouri	L	57	68

*San Francisco, Calif.

Season Notes: After a 1-1 start in Big Seven play, the Huskers lost five straight, before winning three of last five league games to finish 4-8...Bob Pierce averaged team-high 16.7 points, broke NU single-season scoring mark with 384-point season...Jim Buchanan was only other player in double digits (12.9).

1951-52 Won 7, Lost 17

(3-9 in Big Seven, 7th)

Home: 7-4 (3-3) Away: 0-13 (0-6)

Coach: Harry Good

			NU	Opp.
H 12/1	Northern Iowa	W	60	44
H 12/8	Minnesota	L	55	63
H 12/11	NW Missouri State	W	59	43
H 12/15	Fresno State	W	72	48
A 12/19	Southern Methodist	L	55	61
A 12/20	Texas Christian (OT)	L	57	58
A 12/21	Tampa	L	76	81
A 12/22	Miami (Fla.)	L	60	70

Big Seven Holiday Tournament

KC 12/27	Kansas State (8)	L	67	87
KC 12/28	Colorado	L	63	68
KC 12/29	Iowa State	L	66	75
H 1/5	Colorado	W	63	61
A 1/12	Kansas State (7)	L	36	71
H 1/14	Kansas (1)	L	66	69
H 1/26	South Dakota	W	82	59
A 1/28	Iowa State	L	72	78
H 2/2	Missouri	L	55	60
H 2/9	Oklahoma	W	67	66
A 2/11	Colorado	L	65	67
A 2/16	Kansas (9)	L	52	90
A 2/18	Oklahoma	L	59	65
H 2/25	Iowa State	W	75	53
H 3/1	Kansas State (3)	L	60	75
A 3/3	Missouri	L	53	68

Season Notes: Huskers posted second straight losing record and finished last in league for first time since 1944-45 campaign...guard Jim Buchanan earned All-America honors and was first-team All-Big Seven pick...Buchanan led Huskers in scoring with 16.7 average.

1952-53 Won 9, Lost 11

(4-8 in Big Seven, 6th)

Home: 5-4 (2-4) Away: 4-7 (2-4)

Coach: Harry Good

			NU	Opp.
H 12/6	South Dakota	W	65	53
A 12/13	Minnesota	L	62	71
H 12/17	Springfield	W	82	73
A 12/20	Bradley	W	73	65

Big Seven Holiday Tournament

KC 12/27	Kansas	L	66	73
KC 12/29	Iowa State	W	83	79
KC 12/30	Colorado	L	53	67
H 1/3	Harvard	W	92	53
A 1/5	Colorado	W	80	65
H 1/12	Kansas	L	59	65
H 1/17	Iowa State	L	60	78
H 1/19	Missouri	W	73	62
H 2/7	Kansas State (5)	W	80	67
H 2/9	Colorado	L	78	86
A 2/14	Kansas (14)	L	58	77
A 2/16	Oklahoma	W	59	53
A 2/21	Missouri	L	59	66
H 2/28	Oklahoma	L	70	78
A 3/2	Iowa State	L	66	93
A 3/10	Kansas State (8)	L	80	108

Season Notes: Huskers were 8-5 at one point, but lost six of final seven games to post third straight losing season...Bill Johnson led team in both scoring (13.9) and rebounding (9.4).

1953-54 Won 8, Lost 13

(5-7 in Big Seven, tie 4th)

Home: 6-3 (4-2) Away: 2-10 (1-5)

Coach: Harry Good

			NU	Opp.
A 12/5	Minnesota	L	64	75
H 12/12	Iowa	W	81	70
H 12/15	South Dakota	W	70	53
A 12/19	Oregon State (11)	L	55	83
A 12/21	Oregon	L	68	84
A 12/22	Oregon	L	72	74

Big Seven Holiday Tournament

KC 12/26	Kansas State	W	78	74
KC 12/29	Oklahoma	L	70	86
KC 12/30	Missouri	L	57	72
A 1/4	Iowa State	W	74	60
H 1/9	Oklahoma	W	76	72
H 1/11	Kansas State	W	88	75
H 1/18	Missouri	W	80	72
A 2/6	Kansas State	L	70	91
H 2/8	Colorado	L	67	75
A 2/13	Kansas (20)	L	68	79
A 2/15	Oklahoma	L	68	76
A 2/20	Colorado	L	58	83
H 2/22	Kansas (17)	L	62	67
H 2/27	Iowa State	W	78	65
A 3/1	Missouri	L	67	82

Season Notes: Huskers got off to 3-6 start, opened Big Seven play with four-straight wins, but lost six-straight and seven of their final eight games to finish 8-13...Bill Johnson led team in both scoring (18.2) and rebounding (11.2) for second straight season...Johnson's scoring average stood as NU record for 13 seasons...Johnson grabbed NU single-game record 26 rebounds in Jan. 4 game at Iowa State.

1954-55 Won 9, Lost 12

(6-6 in Big Seven, tie 3rd)


Home: 7-1 (5-1) Away: 2-11 (1-5)

Coach: Jerry Bush

			NU	Opp.
A 12/6	Iowa (4)	L	61	84
H 12/11	South Dakota	W	87	51
A 12/18	Bradley	W	93	68
A 12/20	Alabama (19)	L	76	88
A 12/22	Memphis State	L	79	86

Big Seven Holiday Tournament

KC 12/27	Missouri (7)	L	58	75
KC 12/29	Colorado	L	47	89
KC 12/30	Kansas (16)	L	66	69



Herschell Turner (left) earned All-Big Eight honors for Coach Jerry Bush.

H	1/4	Iowa State	W	76	63
A	1/8	Missouri (9)	L	59	67
H	1/11	Kansas State	W	69	59
H	1/15	Kansas	W	66	62
H	1/21	NW Missouri State	W	74	54
A	2/5	Kansas State	L	62	79
H	2/7	Colorado	W	84	77
H	2/12	Oklahoma	W	75	67
H	2/14	Missouri (14)	L	73	76
A	2/19	Kansas	W	68	55
A	2/21	Oklahoma	L	76	78
A	2/26	Iowa State	L	75	82
A	3/5	Colorado	L	66	77

Season Notes: Under the direction of first-year mentor Jerry Bush, the Huskers finished 9-12...Bush, who replaced Harry Good as NU's coach, came to Lincoln after posting a 129-59 record in seven years at Toledo...Huskers were 9-9 after 18 games, but lost last three games to record school's fifth-straight losing season...Willard Fagler led team in scoring with 13.6 average, while Rex Ekwall averaged team-high 11.5 rebounds per game.

1955-56 Won 7, Lost 16

(3-9 in Big Seven, 6th)
Home: 5-5 (2-4) Away: 2-11 (1-5)
Coach: Jerry Bush

		NU	Opp.
A	12/3	Iowa	L 51 60
H	12/9	Texas Tech (OT)	W 69 63
A	12/10	Michigan	L 71 77
A	12/12	Wichita State	L 46 71
H	12/16	UCLA	W 71 65
A	12/19	Wisconsin	L 52 71
H	12/21	Vanderbilt (8)	L 48 66
Big Seven Holiday Tournament			
KC	12/28	Missouri	L 66 71
KC	12/29	Cornell (N.Y.)	W 70 69
KC	12/30	Kansas State	L 51 79

A	1/7	Colorado	L	63	78
H	1/16	Missouri	W	83	77
H	1/21	Colorado	L	50	77
H	2/4	Emporia State	W	72	59
H	2/6	Kansas State	L	52	66
A	2/11	Kansas	L	56	80
A	2/13	Oklahoma (OT)	W	68	61
H	2/18	Iowa State (OT)	L	69	71
A	2/20	Kansas State	L	50	73
H	2/25	Kansas	L	56	60
H	3/3	Oklahoma (OT)	W	64	63
A	3/5	Missouri	L	80	88
A	3/9	Iowa State	L	74	94

Season Notes: Biggest win of season was 71-65 homecourt decision over eventual Pac-8 Conference champion UCLA, the only time an NU team beat a John Wooden-coached Bruin squad...three of NU's seven wins were in overtime...Rex Ekwall led NU in both scoring (14.9) and rebounding (10.7).

1956-57 Won 11, Lost 12

(5-7 in Big Seven, tie 4th)
Home: 7-2 (4-2) Away: 4-10 (1-5)
Coach: Jerry Bush

		NU	Opp.
A	11/30	UCLA	L 56 69
A	12/1	UCLA	L 60 78
H	12/3	Iowa	W 67 43
H	12/8	Michigan	W 73 60
H	12/10	Wisconsin	W 53 51
H	12/17	Purdue	W 65 62
A	12/20	Texas Tech	W 67 66
A	12/22	Vanderbilt	L 54 78
Big Seven Holiday Tournament			
KC	12/27	Michigan State	L 65 79
KC	12/28	Missouri	W 70 65
KC	12/29	Iowa State (14)	L 69 89
H	1/7	Colorado	W 74 52
A	1/12	Colorado	L 56 60

A	1/19	Missouri	W	84	65
A	2/4	Kansas State	L	53	89
H	2/9	Kansas (2)	L	54	69
A	2/11	Missouri	W	53	49
A	2/16	Iowa State (9)	L	47	59
H	2/18	Kansas State (17)	L	56	81
A	2/23	Kansas (2)	L	60	87
A	2/25	Oklahoma	L	53	55
H	3/6	Oklahoma	W	64	55
H	3/9	Iowa State (17)	W	67	58

Season Notes: After 0-2 start, Huskers won five-straight games, with four of those victories against Big Ten institutions...NU was 8-6 after Jan. 19 win over Missouri, but dropped five of its next seven games to ensure seventh straight losing season...Rex Ekwall led team in both scoring (13.3) and rebounding (9.3).

1957-58 Won 10, Lost 13

(5-7 in Big Seven, tie 4th)
Home: 9-2 (5-1) Away: 1-11 (0-6)
Coach: Jerry Bush

		NU	Opp.
H	12/2	South Dakota State	W 64 52
H	12/5	Wyoming	W 77 66
A	12/7	Michigan	L 57 81
A	12/9	Notre Dame (15)	L 56 69
H	12/14	Purdue	L 61 70
H	12/16	Denver	W 68 63
H	12/19	Ohio	W 61 53
A	12/21	Marquette	L 64 79

Big Seven Holiday Tournament

KC	12/27	Princeton	W 74 64
KC	12/28	Kansas State (3)	L 57 88
KC	12/30	Iowa State (20)	L 51 61
A	1/6	Missouri	L 54 55
A	1/11	Kansas State (4)	L 59 74
H	1/13	Oklahoma (14)	W 57 54
H	1/18	Iowa State	L 52 57
A	2/1	Iowa State	L 63 78
A	2/8	Kansas (2)	L 46 102
A	2/10	Oklahoma (20)	L 39 66
H	2/12	Missouri (OT)	W 67 62
H	2/17	Colorado	W 50 41
H	2/22	Kansas (4)	W 43 41
H	3/3	Kansas State (1)	W 55 48
A	3/8	Colorado	L 52 54

Season Notes: After splitting its first eight games, NU lost eight of its next nine games before winning four of final five games...two of the school's most-memorable wins came late in season...Kansas handed NU its worst loss ever, 102-46, at Lawrence, but Huskers avenged loss by knocking off fourth-ranked Jayhawks in Lincoln, 43-41...NU guard Jimmy Kubacki hit a 15-foot jumper with two seconds left to give the Huskers the win over the Wilt Chamberlain-led Jayhawks...nine days later, the Huskers shocked No. 4 Kansas State and Omaha native Bob Boozer...K-State went into March 3 game ranked fourth in AP poll, but was No. 1 when the new poll was released on March 4...Wilson Fitzpatrick and Gary Reimers both averaged a team-best 11.5 points per game, while Herschell Turner led team in rebounding with an 8.2 average.

1958-59 Won 12, Lost 13

(5-9 in Big Eight, tie 5th)
Home: 9-3 (4-3) Away: 3-10 (1-6)
Coach: Jerry Bush

		NU	Opp.
H	12/1	NW Missouri State	W 85 44
H	12/6	Montana State	W 75 43
H	12/8	Marquette (17)	W 62 60
A	12/13	Minnesota	L 57 78
H	12/15	Texas Tech	W 54 46
A	12/18	Bradley (11)	L 48 85
A	12/20	Michigan State (11)	L 55 80
Big Eight Holiday Tournament			
KC	12/27	Oklahoma State	W 55 48
KC	12/29	Colorado	L 50 54
KC	12/30	Oklahoma	W 60 43
A	1/5	Colorado	L 50 57
H	1/10	Oklahoma State	W 47 44

History

H 1/12	Missouri	W	81	69
H 1/17	Iowa State	W	52	49
H 1/31	Detroit	W	91	77
H 2/2	Kansas State (3)	L	43	50
A 2/7	Oklahoma State	L	39	54
A 2/9	Oklahoma	L	48	54
H 2/14	Kansas	L	55	63
A 2/21	Kansas	L	50	66
H 2/23	Colorado	W	62	61
A 2/28	Iowa State	L	56	59
A 3/2	Missouri	W	81	79
H 3/5	Oklahoma	L	54	65
A 3/9	Kansas State (2)	L	54	76

Season Notes: NU finished with best record in nine-year tenure of Coach Jerry Bush...NU was 12-11 heading into final two games, and needed one win to secure first winning season since 1949-50, but it dropped both games to finish 12-13...Herschell Turner led team in scoring (17.1) and rebounding (9.8)...Turner was first-team All-Big Eight pick by United Press International...Turner's scoring average was best for NU player since Bill Johnson's 18.2 mark in 1953-54...Oklahoma State's addition to the league made the Big Seven the Big Eight.

1959-60 Won 7, Lost 17

(4-10 in Big Eight, tie 7th)
Home: 6-5 (4-3) Away: 1-12 (0-7)
Coach: Jerry Bush

			NU	Opp.
H 12/5	Air Force	W	68	54
H 12/7	Minnesota	W	76	66
H 12/14	Notre Dame	L	62	70
H 12/17	Michigan State (2OT)	L	80	82
A 12/19	Oregon State	L	60	63
N* 12/21	Oregon State	L	65	67
A 12/23	Montana State	L	58	64
Big Eight Holiday Tournament				
KC 12/26	Colorado	L	55	64
KC 12/29	Kansas State	L	63	71
KC 12/30	Missouri	W	78	67
A 1/4	Iowa State	L	53	57
H 1/9	Kansas	L	47	60
A 1/11	Missouri	L	61	69
A 1/16	Colorado (OT)	L	57	62
H 1/30	Colorado	L	54	58
H 2/1	Missouri	W	64	59
A 2/6	Oklahoma State	L	47	52
A 2/8	Oklahoma	L	54	63
H 2/13	Iowa State	W	69	49
H 2/20	Kansas State	W	70	60
H 2/22	Oklahoma	L	49	50
H 2/27	Oklahoma State	W	54	47
A 3/5	Kansas State	L	74	83
A 3/7	Kansas	L	74	79

*Portland, Ore.

Season Notes: After a 2-0 start, NU lost seven straight and 12 of its next 13 games and went on to finish 7-17...Herschell Turner was a first-team All-Big Eight performer after leading team in scoring (15.9) and rebounding (8.0) for second straight season...Turner became first 1,000-point career scorer in school history, finishing with 1,056 points.

1960-61 Won 10, Lost 14

(4-10 in Big Eight, 6th)
Home: 7-5 (3-4) Away: 3-9 (1-6)
Coach: Jerry Bush

			NU	Opp.
H 12/1	Northern Iowa	W	78	68
H 12/3	Wichita State	L	63	65
H 12/7	Utah State	W	65	60
H 12/13	Denver	W	77	52
A 12/17	Detroit (3)	L	62	71
A 12/19	Cincinnati	L	60	75
H 12/21	Arizona	W	79	55
Big Eight Holiday Tournament				
KC 12/28	Kansas	L	53	78
KC 12/29	Missouri	W	90	72
KC 12/30	Oklahoma State	W	70	61
H 1/7	Missouri	W	62	48
H 1/9	Colorado (OT)	W	65	61

A 1/14	Colorado*	L	51	66
H 1/21	Iowa State	L	58	66
A 2/4	Oklahoma State	L	47	55
A 2/6	Oklahoma	L	58	69
H 2/11	Kansas	L	33	38
A 2/13	Iowa State	L	62	68
H 2/18	Oklahoma State	L	61	65
H 2/20	Oklahoma	W	83	61
A 2/25	Kansas	W	69	68
H 2/27	Kansas State (8)	L	67	77
A 3/4	Kansas State (7)	L	56	75
A 3/6	Missouri	L	76	97

*CU won game, but later forfeited

Season Notes: After back-to-back wins over Oklahoma and Kansas in late February, Huskers stood 10-11 and needed two wins in final three games to secure first winning season since 1949-50, but NU lost all three games to finish 10-14...Tom Russell led NU in both scoring (12.5) and rebounding (9.7).

1961-62 Won 9, Lost 16

(5-9 in Big Eight, tie 5th)
Home: 5-5 (2-5) Away: 4-11 (3-4)
Coach: Jerry Bush

			NU	Opp.
A 12/4	Wichita State	L	49	79
H 12/7	Southern Methodist	W	63	60
A 12/9	Air Force	L	49	58
H 12/11	Notre Dame	W	65	61
H 12/16	Ohio	W	81	64
A 12/20	Wyoming	L	70	71
A 12/22	California	L	49	50
A 12/23	Stanford	L	59	72
Big Eight Holiday Tournament				
KC 12/27	Kansas State (5)	L	48	60
KC 12/29	Oklahoma State	W	52	51
KC 12/30	Kansas	L	68	69
A 1/6	Kansas	W	69	67
H 1/10	Oklahoma	W	57	56
H 1/13	Colorado	L	56	58
A 1/20	Iowa State	L	72	84
A 2/3	Kansas State (4)	L	53	72
H 2/5	Oklahoma State	W	57	56
A 2/10	Colorado	L	63	74
H 2/12	Iowa State	L	66	79
A 2/17	Missouri	W	65	63
H 2/21	Kansas	L	70	73
H 2/24	Missouri	L	63	81
A 3/3	Oklahoma State	L	64	65
A 3/5	Oklahoma (OT)	W	71	69
H 3/7	Kansas State (3)	L	60	84

Season Notes: Six losses by three or fewer points gave Huskers 9-16 record rather than 15-10 mark...for second straight season, Tom Russell led NU in both scoring (16.5) and rebounding (8.0)...Russell also ranked seventh nationally in field goal percentage at .560...Russell scored then-school-record 38 points in Huskers' 73-70 homecourt loss to Kansas.

1962-63 Won 6, Lost 19

(1-13 in Big Eight, 8th)
Home: 4-9 (1-6) Away: 2-10 (0-7)
Coach: Jerry Bush

			NU	Opp.
A 12/1	Texas Tech	W	68	66
A 12/3	Houston	L	61	68
H 12/8	Air Force	W	43	39
H 12/10	Northern Iowa	W	78	59
H 12/15	Denver	L	54	63
H 12/17	Miami (Ohio)	W	72	69
H 12/21	Southern California	L	49	58
H 12/22	Southern California	L	53	55
Big Eight Holiday Tournament				
KC 12/26	Iowa State	L	68	82
KC 12/28	Colorado	L	47	59
KC 12/29	Oklahoma	W	93	86
H 1/7	Colorado	L	47	75
A 1/12	Kansas State	L	53	66
A 1/19	Kansas	L	53	72
H 2/2	Kansas State	L	60	72
A 2/4	Iowa State	L	69	83


H 2/9	Missouri	L	61	69
H 2/11	Iowa State	L	54	75
A 2/16	Oklahoma State	L	41	51
A 2/18	Oklahoma	L	77	84
H 2/23	Kansas	L	39	45
H 2/25	Oklahoma State	W	49	48
H 3/2	Oklahoma	L	75	77
A 3/4	Colorado	L	51	80
A 3/6	Missouri	L	72	84

Season Notes: After a 4-2 start, NU lost 14 of next 15 games, including 10 straight to open Big Eight Conference play...Huskers avert winless conference record and snap 10-game losing streak with 49-48 win over Oklahoma State late in February...season was last for Coach Jerry Bush, who resigned following the season after nine years at the helm...the 19 losses were most ever in one year for a Husker team...Daryl Petsch led team in scoring with 14.8 average, while Charlie Jones was club's top rebounder (8.2).

1963-64 Won 7, Lost 18

(5-9 in Big Eight, tie 6th)
Home: 6-5 (4-3) Away: 1-13 (1-6)
Coach: Joe Cipriano

			NU	Opp.
H 12/2	Wyoming	W	79	72
A 12/6	Michigan (8)	L	55	80
A 12/7	Purdue	L	75	81
H 12/9	Texas Tech	L	60	76
H 12/14	Houston	L	58	64
A 12/20	Southern California	L	73	79
A 12/21	Southern California	L	64	79
Big Eight Holiday Tournament				
KC 12/26	Kansas State	L	78	100
KC 12/28	Oklahoma	L	66	75
KC 12/30	Colorado	L	58	80
A 1/6	Iowa State	W	55	52
H 1/11	Missouri (OT)	W	74	69
A 1/14	Kansas	L	48	74
H 1/18	Oklahoma City	W	74	65
A 2/1	Missouri	L	60	78
H 2/3	Kansas State (OT)	L	66	73
H 2/8	Oklahoma (2OT)	W	76	69
H 2/10	Oklahoma State	W	54	53
H 2/15	Colorado	L	52	60
A 2/17	Kansas State	L	48	50
H 2/22	Iowa State	W	57	55
H 2/24	Kansas	L	55	64
A 2/29	Oklahoma State	L	45	81
A 3/2	Oklahoma	L	76	82
A 3/9	Colorado	L	73	89



Grant Simmons was NU's first academic All-Big Eight player.

Season Notes: After guiding Idaho to a 22-5 record in 1962-63, Joe Cipriano is tabbed as the Huskers' 22nd basketball coach, replacing Jerry Bush, who resigned after the 1962-63 season...NU scored 79-72 win over Wyoming in Cipriano's debut, then lost nine straight before opening Big Eight play with a 55-52 win at Iowa State...Charlie Jones led NU in scoring (12.9) and rebounding (6.8).

1964-65 Won 10, Lost 15

(5-9 in Big Eight, tie 6th)
Home: 8-4 (3-4) Away: 2-11 (2-5)
Coach: Joe Cipriano

	NU	Opp.		
A 12/3 Wyoming	L	68	94	
H 12/5 Purdue	W	96	85	
H 12/7 South Dakota	W	74	63	
H 12/12 Michigan (1)	W	74	73	
A 12/18 Texas	L	73	77	
A 12/20 Texas Tech	L	78	82	
H 12/21 California	W	87	80	
H 12/22 California	W	63	59	

Big Eight Holiday Tournament

KC 12/28 Colorado	L	52	70
KC 12/29 Oklahoma State	L	61	74
KC 12/30 Iowa State	L	62	69
H 1/4 Kansas	L	56	66
A 1/9 Oklahoma State	L	54	93
A 1/11 Oklahoma	L	82	89
H 1/18 Iowa State	W	88	77
H 1/23 Oklahoma State	L	53	55
A 2/6 Colorado	L	52	62
A 2/9 Kansas State	W	62	57
H 2/13 Colorado	W	66	59
A 2/15 Missouri	L	74	92
A 2/20 Iowa State	W	69	65
A 2/23 Kansas	L	62	71
H 2/27 Oklahoma	W	67	63
A 3/2 Missouri	L	66	84
H 3/8 Kansas State	L	67	79

Season Notes: Fred Hare's buzzer-beater gave Huskers 74-73 homecourt upset win over top-ranked Michigan...Hare led NU in both scoring (15.2 ppg) and rebounding (7.4 rpg)...NU started 5-3, then dropped six straight and nine of its next 10 to assure 15th straight losing season.

1965-66 Won 20, Lost 5

(12-2 in Big Eight, 2nd)
Home: 11-0 (7-0) Away: 9-5 (5-2)
Coach: Joe Cipriano

	NU	Opp.		
A 12/1 Wisconsin	W	101	88	
H 12/7 Oregon State	W	75	63	
A 12/10 California	L	71	87	
A 12/11 California	W	70	68	
H 12/14 Texas	W	75	64	
H 12/18 South Dakota	W	77	60	
H 12/20 Stanford	W	71	67	

Big Eight Holiday Tournament

KC 12/27 Missouri (OT)	W	69	67
KC 12/29 Oklahoma	W	92	79
KC 12/30 Kansas	L	61	71
A 1/4 Iowa State	W	76	74
H 1/8 Missouri	W	82	60
A 1/15 Kansas State	W	82	71
H 1/18 Kansas (6)	W	83	75
H 1/22 Oklahoma	W	86	78
A 2/5 Oklahoma State (OT)	W	45	41
A 2/7 Oklahoma	W	85	81
A 2/8 9/Oklahoma City (OT)	L	81	85
H 2/12 9/Iowa State	W	81	70
A 2/19 9/Missouri	W	71	53
H 2/21 9/Colorado	W	70	63
A 2/26 8/Kansas (6)	L	73	110
H 3/1 9/Kansas State	W	79	69
A 3/5 Colorado	L	88	95
H 3/7 Oklahoma State	W	85	64

Season Notes: The frustration of 15 straight losing seasons was wiped out in the Big Red's 20-5 campaign that ended one win short of a share of the school's first league title in some 15 years...NU headed into the final week of conference play tied with Kansas for the league's top spot,

but a loss at Colorado ended the Huskers' title hopes...Huskers posted only second 20-win season in school history, first in some 45 seasons...NU moved into the wire service polls for the first time ever, was rated as high as eighth and finished 11th in the final United Press International listing...Grant Simmons was first-team All-Big Eight pick and landed a spot on the USBWA District V all-star team...Stuart Lantz finished second in Big Eight sophomore-of-the-year voting to KU standout Jo Jo White...NU topped century mark for first time ever in 101-88 victory at Wisconsin to open season; later made first appearance in Big Eight Holiday tourney championship game.

1966-67 Won 16, Lost 9

(10-4 in Big Eight, tie 2nd)
Home: 10-1 (6-1) Away: 6-8 (4-3)
Coach: Joe Cipriano

	NU	Opp.		
H 12/2 Oregon	W	79	56	
A 12/7 Wyoming	L	98	102	
H 12/10 Pacific	W	90	78	
H 12/12 Washington State	W	100	75	
H 12/13 Washington State	W	80	78	

Vanderbilt Invitational*

N 12/16 La Salle*	L	76	99
N 12/17 Portland*	W	71	69

Big Eight Holiday Tournament

KC 12/27 Kansas State	L	81	98
KC 12/29 Oklahoma State	W	73	64
KC 12/30 Colorado	L	66	73
A 1/7 Oklahoma State	W	67	57
A 1/9 Oklahoma	L	87	99
H 1/14 Colorado	W	84	80
H 1/26 Oklahoma	W	97	78
H 1/28 Missouri	W	99	82
A 2/4 Kansas State	W	67	59
A 2/7 Kansas (7)	L	58	84
H 2/11 Iowa State	W	94	82
A 2/18 Iowa State	W	76	65
H 2/25 Kansas State	W	79	71
A 2/28 Missouri	W	80	73
H 3/4 Kansas (4)	L	57	64
H 3/6 Oklahoma State	W	88	71
A 3/11 Colorado	L	57	64

National Invitation Tournament

N* 3/13 Marshall	L	88	119
------------------	---	----	-----

*Nashville, Tenn.
^New York City, N.Y.

Season Notes: Nebraska, the Big Eight preseason title favorite, finished second in the league race, three games back of first-place Kansas...Huskers landed first National Invitation Tournament bid ever, but dropped a 119-88 decision to Marshall in the first round at Madison Square Garden...NU posted back-to-back winning seasons for first time since 1948-49 and 1949-50 campaigns...Stuart Lantz earned first-team All-Big Eight recognition and landed a spot on the USBWA District V all-stars squad...Tom Baack and Nate Branch were second-team all-league picks...school-record 20-game homecourt win string snapped by Kansas in late February...after season, Coach Cipriano took Huskers on 13-game Latin American tour.

1967-68 Won 15, Lost 10

(8-6 in Big Eight, tie 3rd)
Home: 9-1 (6-1) Away: 6-9 (2-5)
Coach: Joe Cipriano

	NU	Opp.		
H 12/4 Cal State Fullerton	W	111	74	
H 12/5 South Dakota	W	94	61	
A 12/8 Washington State	L	70	93	
A 12/9 Washington State	W	91	76	
A 12/11 Hawaii	L	74	82	
A 12/13 Hawaii	L	72	86	
A 12/20 Michigan State	L	70	74	
H 12/23 Wyoming	W	82	74	

Big Eight Holiday Tournament

KC 12/28 Oklahoma	W	75	65
KC 12/29 Oklahoma State	W	48	46
KC 12/30 Kansas State	W	66	62
A 1/5 Iowa State	L	70	85


A 1/9 Kansas State	L	62	78
H 1/13 Missouri	W	75	66
H 1/27 Oklahoma	W	110	90
H 2/1 Colorado	W	87	73
A 2/3 Oklahoma State	W	63	62
A 2/5 Oklahoma	W	89	83
H 2/10 Kansas State	W	92	68
A 2/17 Kansas	L	60	71
H 2/19 Oklahoma State	W	82	73
A 2/24 Colorado	L	73	75
H 2/27 Kansas	W	76	69
H 3/1 Iowa State (OT)	L	92	93
A 3/7 Missouri	L	70	91

Season Notes: For the first time ever, NU had two 1,000-point career scorers on the floor at the same time, as Tom Baack and Stuart Lantz reached that plateau during the 1967-68 campaign...Baack finished three-year career with a then-school-record 1,293 points and would later become Husker assistant coach...Lantz logged 1,266 points over his three-year career and was a first-team All-Big Eight pick and a District V all-star as a senior...Lantz was a third-round draft pick of the National Basketball Association's San Diego Rockets and would go on to play eight seasons of pro hoops...Baack was a 10th-round pick of the Detroit Pistons...NU won its first Big Eight Holiday title, scoring wins over Oklahoma, Oklahoma State and Kansas State...Huskers' post third straight .500 or better record, a feat the school hadn't accomplished since a three-year string from 1929 through 1931.

1968-69 Won 12, Lost 14

(5-9 in Big Eight, tie 6th)
Home: 8-3 (4-3) Away: 4-11 (1-6)
Coach: Joe Cipriano

	NU	Opp.		
H 11/30 Wisconsin	W	68	55	
A 12/6 Oregon State	L	67	79	
A 12/7 Oregon	W	85	77	
H 12/10 Wichita State (3OT)	W	94	92	
H 12/14 Augustana (S.D.)	W	73	56	
H 12/16 Michigan State	W	73	59	



Marvin Stewart scored 1,138 points in only 66 games as a Husker.

History

Sun Devil Classic*


A	12/20	Arizona State*	L	76	83
N	12/21	California* (15)	L	73	86
A	12/23	Arizona	L	63	68

Big Eight Holiday Tournament

KC	12/26	Kansas (8)	L	56	82
KC	12/28	Oklahoma	W	70	47
KC	12/30	Missouri	W	76	70
H	1/4	Kansas (5)	L	52	56
A	1/7	Kansas State	L	72	95
A	1/25	Iowa State (OT)	L	93	99
H	1/27	Oklahoma State	L	52	76
H	2/1	Missouri	W	87	71
H	2/3	Oklahoma	W	90	83
A	2/8	Colorado (20)	L	81	83
A	2/11	Missouri	L	60	79
H	2/15	Iowa State (OT)	L	74	75
A	2/22	Kansas (16)	L	73	79
H	2/24	Colorado (18)	W	79	65
H	3/1	Kansas State	W	88	71
A	3/6	Oklahoma State	L	63	72
A	3/8	Oklahoma	W	70	64

*Tempe, Ariz.

Season Notes: Leroy Chalk led Big Eight in field goal percentage with a .538 mark and grabbed a then-school-record 257 rebounds... another sophomore, Marvin Stewart, led NU in scoring with a 14.6 average... Huskers started Big Eight play 0-4, then went 5-5 in final 10 league games.



Joe Cipriano ranked as the school's all-time winningest coach until the 1999-2000 season with 253 victories in 17 seasons.

1969-70 Won 16, Lost 9

(7-7 in Big Eight, tie 3rd)
Home: 10-1 (6-1) Away: 6-8 (1-6)
Coach: Joe Cipriano

					NU Opp.
H	12/1	California-Irvine	W	76	73
A	12/4	Augustana (S.D.)	W	75	56
A	12/6	Wichita State (OT)	W	81	79
H	12/9	Duquesne (7)	W	82	77
A	12/12	Houston*	L	82	112
N	12/13	Texas A&M*	W	78	69
H	12/15	Northern Michigan	W	92	68
H	12/20	Arizona	W	79	69

Big Eight Holiday Tournament

KC	12/27	Colorado	L	60	72
KC	12/29	Iowa State	W	74	66
KC	12/30	Kansas (16)	W	78	73
A	1/6	Iowa State	L	70	72
H	1/13	Kansas State	L	64	71
H	1/17	Colorado	W	60	58
A	1/31	Oklahoma	W	70	60
A	2/2	Oklahoma State	L	58	81
H	2/7	Kansas	W	84	73
A	2/10	Colorado	L	59	76
H	2/14	Missouri	W	60	48
A	2/17	Kansas	L	87	100
A	2/21	Kansas State (18)	L	62	69
H	2/23	Oklahoma	W	79	66
H	2/28	Missouri	L	63	80
H	3/2	Oklahoma State	W	61	55
H	3/7	Iowa State	W	87	81

*Houston, Texas

Season Notes: Huskers won nine of first 11 games, and went 7-7 in Big Eight to finish 16-9 overall... Tom Scantlebury led team in scoring with a 14.5 average, but junior Marvin Stewart, the Huskers' top point producer in 1968-69, averaged 14.3 points through 14 games, then missed last 11 games because of academic problems... Leroy Chalk led team in rebounding for second straight season with a 9.4 average.

1970-71 Won 18, Lost 8

(8-6 in Big Eight, 4th)
Home: 10-2 (5-2) Away: 8-6 (3-4)
Coach: Joe Cipriano

					NU Opp.
A	12/1	Wyoming	W	68	63
H	12/5	Iowa	W	73	71
H	12/7	Northern Iowa	W	95	71
A	12/11	Texas Christian	W	69	64
A	12/12	Southern Methodist	L	75	80
H	12/14	Nevada-Reno	W	116	71

Husker Classic*

H	12/18	Miami (Fla.)*	W	85	58
H	12/19	Colorado State*	W	69	65
A	12/23	Wichita State	W	72	71

Big Eight Holiday Tournament

KC	12/28	Oklahoma State	W	71	58
KC	12/29	Colorado	W	77	67
KC	12/30	Kansas (12)	L	52	72
A	1/9	Kansas State	L	69	70
H	1/16	Iowa State	W	84	62
H	1/30	Oklahoma State	W	80	59
A	2/1	Oklahoma	L	67	79
H	2/6	Kansas (5)	L	67	81
A	2/9	Iowa State (OT)	W	69	67
H	2/13	Missouri	W	81	72
A	2/16	Colorado	W	65	63
A	2/20	Oklahoma State	W	57	55
H	2/22	Oklahoma	L	56	65
H	2/27	Missouri	L	65	77
H	3/2	Kansas State	W	87	71
H	3/6	Colorado	W	85	71
A	3/13	Kansas (5)	L	54	59

Season Notes: Marvin Stewart became first NU player to average 20 points in a season, finished with school-record 21.4 point-per-game average... Stewart led Big Eight in free-throw percentage at .824, became third NU player to top 1,000-point plateau for career, finished with 1,138 points... Stewart was first-team All-Big Eight pick and was named to all-tourney team at Big Eight Holiday

Tournament...NU center Chuck Jura hit school-record and Big Eight-best .592 from field...NU won own Husker Classic and later advanced to title game of Big Eight Holiday Tournament for third time ever (lost to KU in title game, 72-52)...Cipriano became first 100-game winner in school history with Huskers' 69-64 win at Texas Christian...Moe Iba joined Cip's staff as freshman coach...KU won Big Eight title with 14-0 record, first unbeaten champ since Kansas State in 1958-59.

1971-72 Won 14, Lost 12

(7-7 in Big Eight, 4th)
Home: 11-3 (6-1) Away: 3-9 (1-6)
Coach: Joe Cipriano

					NU Opp.
H	12/1	Wyoming	W	81	63
H	12/3	San Diego State	L	61	63
H	12/4	Wichita State	L	61	74
A	12/6	Duquesne	L	53	75
H	12/11	Southern Methodist	W	84	76

Husker Classic*

H	12/17	Idaho*	W	90	49
H	12/18	La Salle*	W	75	60
A	12/21	Iowa	L	77	86
H	12/23	San Jose State	W	80	63

Big Eight Holiday Tournament

KC	12/27	Missouri	L	64	76
KC	12/29	Oklahoma State	W	64	56
KC	12/30	Oklahoma	W	84	68
H	1/8	Oklahoma State	W	73	59
H	1/10	Oklahoma	W	77	70
H	1/15	Colorado	W	67	55
A	1/26	Oklahoma State	W	64	63
A	1/29	Kansas (OT)	L	55	57
H	2/1	Kansas State	W	61	60
A	2/7	Oklahoma	L	70	72
H	2/12	Iowa State	W	76	71
A	2/15	Missouri (15)	L	65	80
H	2/19	Kansas	W	99	78
A	2/26	Colorado	L	57	67
H	3/4	Missouri (19)	L	54	61
A	3/6	Iowa State	L	67	76
A	3/11	Kansas State (OT)	L	76	81

Season Notes: Center Chuck Jura was first-team All-Big Eight pick and first-team Academic All-Big Eight...Jura led NU in both scoring (21.2) and rebounding (11.7)...his 11.7 rebound average was a school record and topped Big Eight...Jura finished his career with totals of 1,255 points and 740 rebounds...NU won Husker Classic for second straight season.

1972-73 Won 9, Lost 17

(4-10 in Big Eight, tie 6th)
Home: 4-5 (2-5) Away: 5-12 (2-5)
Coach: Joe Cipriano

					NU Opp.
H	11/24	North Texas	W	64	46
A	12/1	Wyoming	L	59	65

Mountaineer Classic*

N	12/8	California*	L	50	75
N	12/9	Air Force*	W	57	53
H	12/11	Texas Christian	W	72	58

Kentucky Invitational**


A	12/15	Kentucky**	L	60	85
N	12/16	Colorado State**	L	51	57

Big Eight Holiday Tournament

KC	12/27	Iowa State	L	64	75
KC	12/29	Kansas	W	74	72
KC	12/30	Oklahoma State	L	73	75
N	1/4	Georgia State***	W	63	54
N	1/6	North Carolina**** (9)	L	62	79
H	1/13	Oklahoma State	L	55	68
H	1/15	Oklahoma	W	74	67
H	1/27	Missouri (7)	L	65	78
A	1/30	Iowa State	L	60	81
H	2/3	Kansas State (18)	L	55	82
H	2/6	Colorado	L	59	67
A	2/10	Kansas	W	59	46
A	2/17	Oklahoma	L	59	67
A	2/19	Oklahoma State	W	76	64
H	2/24	Kansas	W	62	59
H	2/27	Iowa State	L	76	82

A	3/3	Kansas State (16)	L	70	97
A	3/6	Colorado	L	63	71
A	3/10	Missouri (15)	L	70	86
*Morgantown, W. Va.					
**Lexington, Ky.					
***Decatur, Ga.					
****Greensboro, N.C.					

Season Notes: Without departed All-Big Eight center Chuck Jura, Huskers finished 9-17...NU's last losing season until 1987-88...freshman Jerry Fort led NU in scoring with 14.5 average, first Husker frosh ever to lead team in that department.



Carl McPipe is ninth on the Husker career scoring list and seventh on the career rebounding chart.

1973-74 Won 14, Lost 12

(7-7 in Big Eight, 4th)
Home: 11-2 (5-2) Away: 3-10 (2-5)
Coach: Joe Cipriano

		NU	Opp.
H	12/1	Wyoming	W 70 62
H	12/3	Minnesota-Duluth	W 77 50
Vanderbilt Invitational*			
A	12/7	Vanderbilt*	L 58 82
N	12/8	Middle Tennessee St.*	L 65 76
H	12/11	Georgia State (OT)	W 78 75
H	12/14	NW Missouri State	W 67 54
H	12/15	MacMurray	W 76 50
H	12/20	Northern Iowa	W 73 55
Big Eight Holiday Tournament			
KC	12/27	Kansas State (18)	L 47 68
KC	12/28	Oklahoma State	W 69 62
KC	12/29	Kansas	L 66 75
A	1/7	Wichita State	L 58 66
A	1/12	Kansas	L 64 79
H	1/19	Oklahoma	W 63 58
H	1/22	Kansas State	L 65 73
A	1/26	Oklahoma State	L 66 79
A	1/28	Oklahoma	L 63 85
H	2/5	Iowa State (3OT)	W 91 88
H	2/9	Missouri	W 75 58
A	2/12	Colorado	L 64 65
A	2/16	Missouri	W 88 87
H	2/23	Oklahoma State	W 71 63
H	2/26	Kansas (15)	L 46 51
A	3/2	Kansas State	W 58 54
H	3/5	Colorado	W 65 42
A	3/9	Iowa State	L 58 76

Season Notes: Sophomore guard Jerry Fort led NU in scoring for second-straight season with 18.0 average and

was first-team All-Big Eight pick...Huskers toured Italy following season and finished 2-5 on their three-week journey.

1974-75 Won 14, Lost 12

(7-7 in Big Eight, 4th)
Home: 8-3 (5-2) Away: 6-9 (2-5)
Coach: Joe Cipriano

		NU	Opp.
H	11/30	South Dakota State	W 87 72
Sun Devil Classic*			
N	12/6	Long Beach State*	W 67 55
A	12/7	Arizona State*	L 62 83
A	12/10	North Texas	W 69 56
H	12/14	Wichita State	W 78 65
H	12/17	San Jose State	L 66 80
Indiana Classic**			
N	12/20	Southern Methodist**	W 69 67
A	12/21	Indiana** (2)	L 60 97
H	12/23	Vanderbilt	W 81 66
Big Eight Tournament			
KC	12/26	Oklahoma (18)	W 75 64
KC	12/28	Kansas	L 62 63
KC	12/30	Kansas State	L 63 80
H	1/18	Kansas State	W 74 61
A	1/22	Oklahoma	W 68 61
H	1/25	Colorado	W 85 59
H	1/29	Oklahoma State	W 73 58
A	2/1	Missouri	L 74 88
A	2/5	Kansas	L 44 72
H	2/8	Iowa State	W 75 62
H	2/12	Oklahoma (OT)	L 57 65
A	2/15	Colorado	L 61 62
A	2/19	Kansas State	L 64 65
H	2/22	Missouri	W 80 77
A	2/26	Oklahoma State	W 59 58
H	3/5	Kansas (2OT)	L 77 79
A	3/8	Iowa State	L 69 82

*Tempe, Ariz.

**Bloomington, Ind.

Season Notes: For third straight season, Jerry Fort led NU in scoring at 20.2 points per game, and in process, became only third Husker to ever average 20-plus points in season...Fort earned first-team All-Big Eight honors for second straight season...NU started Big Eight play 4-0, finished first half 5-2, but went 2-5 in second half and finished 7-7 in league...three of losses during second half of league schedule were by a combined four points...Fort scored school-record 40 points in Huskers' homecourt win over Missouri...his scoring outburst broke the old mark of 38 held by Tom Russell during the 1961-62 season.

1975-76 Won 19, Lost 8

(10-4 in Big Eight, 3rd)
Home: 9-4 (5-2) Away: 10-4 (5-2)
Coach: Joe Cipriano

		NU	Opp.
H	11/28	Illinois	L 58 60
H	11/29	Northwestern	W 79 68
A	12/2	Iowa	L 65 72
H	12/6	Washington (20)	L 63 75
H	12/10	St. Mary's (Calif.)	W 68 57
Roadrunner Invitational*			
N	12/19	Pacific*	W 85 59
A	12/20	New Mexico State*	W 79 75
A	12/22	Vanderbilt	W 68 57
Big Eight Holiday Tournament			
KC	12/27	Kansas	L 66 69
KC	12/29	Oklahoma	W 75 53
KC	12/30	Oklahoma State	W 56 49
H	1/3	South Dakota	W 72 59
H	1/6	South Carolina	W 69 68
A	1/17	Kansas State	W 65 59
H	1/21	Oklahoma	W 68 67
A	1/24	Colorado	W 66 64
A	1/28	Oklahoma State	W 52 48
H	1/31	Missouri (13)	L 57 62
H	2/4	Kansas	W 57 54
A	2/7	Iowa State	W 66 56
A	2/11	Oklahoma	L 60 65
H	2/14	Colorado	W 80 61
H	2/18	Kansas State	L 53 65

A	2/21	Missouri (OT, 14)	L	84	95
H	2/28	Oklahoma State	W	60	54
A	3/3	Kansas	W	62	58
H	3/6	Iowa State	W	82	66


*Las Cruces, N.M.

Season Notes: Jerry Fort was a first-team All-Big Eight selection for third straight season, finished career with NU-record 1,882 points...Huskers reached 19-win mark for first time since a 20-5 record in 1965-66... Larry Cox led the Big Eight and set an NU single-season record for field-goal percentage with a .672 mark...Cox shot a Big Eight-record .625 from the field for his career...as a team, the Huskers led Big Eight and finished eighth nationally in scoring defense, yielding 62.8 points per game...NU says good-bye to the NU Coliseum, the home of Husker basketball since the 1925-26 season, with an 82-66 victory over Iowa State, March 6, 1975.

1976-77 Won 15, Lost 14

(7-7 in Big Eight, 5th)
Home: 7-4 (5-2) Away: 8-10 (2-5)
Coach: Joe Cipriano

		NU	Opp.
H	11/27	Iowa	L 57 71
A	11/29	Washington (OT)	W 59 58
A	12/1	Hawaii-Hilo	L 66 71
A	12/2	Hawaii	W 64 59
A	12/3	Hawaii	W 60 59
H	12/8	Minnesota	L 58 66
A	12/11	Illinois	L 63 67
H	12/13	NW Missouri State	W 88 53
A	12/20	Northwestern	W 71 68
H	12/22	Mankato State	W 64 61
Big Eight Holiday Tournament			
KC	12/28	Colorado	L 50 55
KC	12/29	Iowa State	W 75 55
KC	12/30	Oklahoma	W 66 56
A	1/3	South Carolina	L 49 54
H	1/8	Kansas State	L 52 57
H	1/12	Colorado	W 69 54
A	1/15	Iowa State	W 49 48
H	1/19	Oklahoma	L 58 65
A	1/22	Missouri	L 63 76
H	1/26	Kansas	W 60 57
H	1/29	Oklahoma State	W 66 54
A	2/2	Colorado	W 73 62
H	2/5	Iowa State	W 66 51
A	2/9	Kansas State	L 62 67
H	2/12	Missouri	W 60 58
A	2/16	Oklahoma	L 62 72
A	2/19	Kansas	L 66 74



Brian Carr dished out a school-record 682 assists in his career.

History

A 2/23 Oklahoma State L 60 62

Big Eight Tournament

A 2/26 Kansas L 58 61

Season Notes: After some 50 years of play in the NU Coliseum, Nebraska moved into the 15,000-seat NU Sports Complex, which would later be renamed the Bob Devaney Sports Center after the Huskers' longtime football coach and athletic director...Huskers led the Big Eight and ranked sixth nationally in scoring defense at 61.1 points per game, lowest since 1958-59 squad allowed 60.2 points per game...Nebraska and Creighton met for the first time since the 1931-32 season...first year Big Eight sponsored a season-ending tournament to determine league's automatic bid to the NCAA Tournament.

1977-78 Won 22, Lost 8

(9-5 in Big Eight, 2nd)
Home: 15-2 (5-2) Away: 7-6 (4-3)
Coach: Joe Cipriano

	NU	Opp.
H 12/2 Missouri Southern	W 61	54
H 12/9 Creighton	W 65	58
H 12/10 South Dakota	W 74	64
H 12/12 Nevada-Reno	W 67	50
H 12/16 California-Davis	W 69	64
H 12/17 Mississippi	W 80	70
A 12/19 Minnesota	W 63	49
H 12/21 Western Illinois	W 73	72
H 12/23 Montana State	W 104	60

Big Eight Holiday Tournament

KC 12/27 Oklahoma State	W 70	58
KC 12/29 Kansas State	L 60	69
KC 12/30 Oklahoma	W 75	68
A 1/7 Kansas State	W 77	63
A 1/11 Colorado	L 64	73
H 1/14 Iowa State	L 59	65
A 1/18 Oklahoma	W 78	64
H 1/21 Missouri	W 56	55
H 1/25 Kansas (8)	W 62	58
H 1/28 Oklahoma State	W 63	57
H 2/1 Colorado	W 86	75
A 2/4 Iowa State	W 62	56
H 2/8 19/Kansas State	W 63	50
A 2/11 19/Missouri	L 52	74
H 2/15 Oklahoma	L 68	74
A 2/18 Kansas (6)	L 70	75
A 2/25 Oklahoma State	W 67	56

Big Eight Tournament

KC 2/28 Oklahoma State	W 71	63
KC 3/3 Missouri	L 58	61

National Invitation Tournament

H 3/8 Utah State	W 67	66
A 3/15 Texas (17)	L 48	67

Season Notes: Nebraska earned first postseason tournament bid since 1966-67, advanced to second round of NIT before being knocked out by eventual champion Texas...NU tied school record for season victories and its second-place league finish was its highest since 1965-66 season...Brian Banks earned first-team All-Big Eight honors, while Carl McPipe was named one of 12 All-America centers, as selected by Citizens Saving Athletic Foundation...NU led Big Eight and ranked eighth nationally in scoring defense, allowing 62.9 points per game...NU was only Big Eight team to beat league champion Kansas...Coach Cipriano picked up his 200th win at NU with Huskers' victory over Missouri Southern.

1978-79 Won 14, Lost 13

(7-7 in Big Eight, 5th)
Home: 9-2 (6-1) Away: 5-11 (1-6)
Coach: Joe Cipriano

	NU	Opp.
A 11/24 Alabama-Birmingham	W 64	55
H 11/25 Arkansas Tech	W 70	59
H 11/28 Minnesota	W 58	48
H 12/2 Purdue	L 47	58
A 12/9 Creighton	L 61	78
H 12/13 Sacramento State	W 91	56
N 12/16 Mississippi*	L 67	70

Rebel Roundup**

N 12/22 UC-Santa Barbara	W 75	55
--------------------------	------	----

A 12/23 UNLV (18) L 63 79

Big Eight Holiday Tournament

KC 12/28 Missouri (OT)	W 58	56
KC 12/29 Colorado	L 61	74
KC 12/30 Oklahoma	W 69	53
A 1/6 Iowa State	W 72	68
A 1/13 Colorado	L 61	64
H 1/17 Kansas State	W 55	53
A 1/20 Missouri	L 60	76
H 1/24 Oklahoma	W 74	56
H 1/27 Kansas (OT)	W 66	64
A 1/31 Oklahoma State	L 57	66
H 2/3 Colorado	W 79	52
A 2/7 Kansas State	L 46	58
H 2/10 Iowa State	L 46	48
A 2/14 Oklahoma	L 58	79
H 2/17 Missouri	W 76	64
A 2/21 Kansas	L 59	66
H 2/24 Oklahoma State	W 76	67

Big Eight Tournament

A 2/28 Kansas State (2OT)	L 60	61
---------------------------	------	----

*Biloxi, Miss.

**Las Vegas, Nev.

Season Notes: Huskers led the Big Eight and ranked ninth nationally in team defense at 62.3 ppg...NU's 17-for-17 effort at the free-throw line at Oklahoma State stands as best single-game free-throw percentage mark in school history...Andre Smith was a second-team UPI All-Big Eight pick and led team in scoring at 13.5 ppg...Carl McPipe, one half of the Huskers' "Hammond Hustlers," was named to USBWA District V all-star team and finished career with 1,300 points...the other half of the "Hammond Hustlers," Brian Banks, ended career with 1,150 points...final year of Big Eight Holiday Tournament, an event that started in 1946.

1979-80 Won 18, Lost 13

(8-6 in Big Eight, tie 2nd)
Home: 14-2 (5-2) Away: 4-11 (5-2)
Coach: Joe Cipriano
Assistant Coach: Moe Iba

	NU	Opp.
H 11/30 South Dakota State	W 100	83
H 12/1 Portland State	W 74	52
H 12/3 Eastern Washington	W 82	68
H 12/8 Creighton	W 64	55
A 12/11 Purdue (9)	L 56	78
H 12/13 California-Bakersfield	W 94	80
A 12/15 Minnesota	L 58	75
H 12/22 Ala.-Birmingham (4OT)	W 92	84

Rainbow Classic*

N 12/27 Wisconsin* (OT)	W 83	82
N 12/29 Hawaii*	L 55	67



Rich King was a first-round draft pick of the NBA's Seattle SuperSonics.

N 12/30 Louisville* (12)	L 58	65
A 1/2 Idaho	L 55	64
H 1/4 Wisconsin-Oshkosh	W 96	72
H 1/5 Angelo State	W 83	70
A 1/9 Iowa State	W 58	50
H 1/12 Missouri (13)	L 63	84
H 1/16 Kansas	W 64	57
A 1/19 Colorado	W 53	44
H 1/23 Oklahoma State (OT)	W 74	73
A 1/26 Kansas State (2OT)	L 64	66
H 1/30 Oklahoma	W 59	58
A 2/2 Missouri (14)	L 60	73
A 2/5 Kansas	W 61	56
H 2/9 Iowa State	W 69	66
A 2/13 Oklahoma State	L 68	83
H 2/16 Colorado	L 55	56
H 2/20 Kansas State	W 70	58
A 2/23 Oklahoma	L 60	78

Big Eight Tournament

H 2/26 Oklahoma	W 75	68
KC 2/29 Kansas State	L 59	60

National Invitation Tournament

A 3/6 Michigan	L 69	76
----------------	------	----

*Honolulu, Hawaii

Season Notes: Picked to finish sixth in a preseason poll of Big Eight media, NU wound up in second-place tie and earned its third NIT berth...Huskers' had longest game ever, a four-overtime affair, against Alabama-Birmingham...Joe Cipriano, who was stricken with cancer, was named UPI Big Eight Co-Coach of the Year with assistant Moe Iba, who guided Huskers in "Cip's" absence...Iba was tabbed AP Big Eight Coach of the Year and NABC District 12 Coach of the Year...Andre Smith led team in scoring for second straight season with a 19.4 average and was first-team AP/UPI All-Big Eight performer and AP honorable-mention All-American...Jack Moore was second-team AP All-Big Eight pick.

1980-81 Won 15, Lost 12

(9-5 in Big Eight, tie 2nd)
Home: 11-4 (6-1) Away: 4-8 (3-4)
Coach: Moe Iba

	NU	Opp.
H 11/28 Wyoming (OT)	L 59	62
H 11/29 Idaho	L 53	64
A 12/6 Creighton (OT)	L 61	66
H 12/9 Penn State	W 75	50

Utah Classic*

N 12/12 Loyola Marymount*	W 67	66
A 12/13 Utah*	L 55	57
H 12/20 NW Missouri State	W 79	59
H 12/22 Colorado State	W 54	48
H 12/23 Montana	W 69	46
A 12/27 Ball State	L 62	67
A 12/30 Arkansas	L 52	64
H 1/5 Sonoma State	W 84	49
H 1/14 Kansas State	W 59	49
A 1/17 Oklahoma State	L 70	81
H 1/21 Colorado	L 59	62
H 1/24 Missouri	W 66	53
A 1/28 Iowa State	W 61	56
H 1/31 Kansas (18)	W 57	54
A 2/4 Oklahoma	W 71	59
H 2/7 Oklahoma State	W 62	54
A 2/11 Colorado	W 57	56
A 2/14 Kansas State	L 49	66
H 2/18 Iowa State	W 81	61
A 2/21 Missouri	L 45	55
A 2/25 Kansas	L 49	75
H 2/28 Oklahoma	W 90	63

Big Eight Tournament

H 3/3 Colorado	L 66	70
----------------	------	----

Season Notes: Coach Joe Cipriano died after year-long battle against cancer three days before season opener, Moe Iba was named Huskers' acting head coach...Iba was UPI Big Eight Coach of the Year for leading NU to its second straight second-place league finish...Andre Smith was AP/UPI Big Eight Player of the Year, first-team AP/UPI All-Big Eight selection, USBWA District V performer and an AP Honorable-Mention All-American...Smith led league in scoring for conference games only with a 19.5 average, while his .589 field-goal percentage mark for all

games topped league, too...Jack Moore was second-team AP All-Big Eight and a CoSIDA second-team Academic All-American...Moore led league in free-throw percentage (.922)...Devaney Center-record crowd of 15,038 watched NU stop Oklahoma State, 62-54.

1981-82 Won 16, Lost 12

(7-7 in Big Eight, tie 4th)
Home: 11-3 (5-2) Away: 5-9 (2-5)
Coach: Moe Iba

			NU	Opp.
A	11/27	Wyoming	L	48 62
H	11/30	UW-Stevens Point	W	74 45
H	12/5	Creighton	W	86 46
H	12/7	South Dakota State	W	70 51
A	12/9	Baylor	W	64 63
H	12/19	Ball State	W	71 57
A	12/21	Penn State	L	58 60
A	12/23	Colorado State (OT)	L	51 58

Holiday Classic*

N	12/28	Air Force*	W	63 47
A	12/29	Northern Iowa*	W	53 42
H	1/6	Sacramento State	W	93 61
H	1/9	Arkansas (11)	L	50 51
H	1/13	Kansas	W	75 55
H	1/16	Missouri (2)	L	42 44
A	1/20	Oklahoma State	L	50 52
H	1/23	Iowa State	W	60 47
A	1/27	Oklahoma	L	48 51
A	1/30	Colorado	W	74 57
H	2/3	Kansas State (t19)	L	64 75
A	2/6	Missouri (1)	W	67 51
H	2/10	Oklahoma State	W	75 63
A	2/13	Kansas	L	63 66
H	2/15	Oklahoma	W	65 51
A	2/20	Iowa State	L	61 63
H	2/24	Colorado	W	79 57
A	2/27	Kansas State	L	50 67

Big Eight Tournament

H	3/2	Oklahoma State	W	60 49
KC	3/5	Missouri (5)	L	53 58

*Cedar Falls, Iowa

Season Notes: NU scored one of its biggest wins ever, a 67-51 victory at 19-0 and No. 1 Missouri...Jack Moore earned Naismith Award, given annually to nation's best player under 6-0 tall, and was AP/UPI first-team All-Big Eight pick and third-team UPI All-American...Moore joined 1,000-point club, finishing career with 1,204 points...Moore hit Big Eight-record .939 from free throw line for season, .901 mark for career was best ever by Big Eight performer and second-best all-time in NCAA Division I history at that time.

1982-83 Won 22, Lost 10

(9-5 in Big Eight, tie 3rd)
Home: 17-1 (6-1) Away: 5-9 (3-4)
Coach: Moe Iba

			NU	Opp.
H	11/26	Denver	W	94 58
A	11/29	Montana	L	51 61
A	12/4	Creighton	W	65 62
H	12/8	UMKC	W	69 50
H	12/11	Baylor	W	59 56
H	12/18	Wyoming	W	68 57
H	12/20	Missouri Western	W	93 43

Hoosier Classic*

N	12/29	Cornell*	W	66 56
N	12/30	Indiana* (1)	L	50 67
N	1/3	Arkansas** (11)	L	58 64
H	1/7	Mesa	W	94 57
H	1/15	SW Missouri State	W	98 46
A	1/18	Iowa State	W	59 54
A	1/22	Colorado	L	69 72
H	1/26	Kansas State	W	59 43
A	1/29	Missouri (13)	L	56 79
H	2/2	Oklahoma	W	60 59
H	2/5	Kansas	W	68 61
A	2/9	Oklahoma State (2OT)	L	63 71
H	2/12	Colorado	W	68 56
A	2/16	Kansas State	W	56 45
H	2/19	Iowa State	W	67 66
A	2/24	Oklahoma	L	71 84



Eric Piatkowski played on four NCAA Tournament teams during his career.

H	2/26	Missouri (15)	L	51 54
A	3/2	Kansas	W	60 58
H	3/5	Oklahoma State	W	77 68

Big Eight Tournament

H	3/8	Iowa State	W	94 71
KC	3/11	Missouri (12)	L	63 69

National Invitation Tournament

H	3/17	Tulane	W	72 65
H	3/21	Iona	W	85 73
H	3/24	Texas Christian	W	67 57
NY	3/28	DePaul	L	58 68

*Indianapolis, Ind.

**Little Rock, Ark.

Season Notes: Nebraska tied school record for victories in a 22-10 season, and advanced further in postseason play than any previous Husker squad by reaching the semifinals of the National Invitation Tournament...freshman Dave Hoppen, who set seven NU freshman records and led the Huskers in scoring with a 13.9 average, was a second-team All-Big Eight pick, and was named to the All-National Invitation Tournament team and the league's all-freshman team.

1983-84 Won 18, Lost 12

(7-7 in Big Eight, 3rd)
Home: 11-6 (3-4) Away: 7-6 (4-3)
Coach: Moe Iba

			NU	Opp.
H	11/26	Augustana (S.D.)	W	113 69
H	11/29	Texas Tech	L	45 59
H	12/3	Creighton	W	65 56
A	12/5	Wisconsin (2OT)	W	71 69
H	12/7	NE Missouri State	W	82 61
H	12/10	Arkansas (15)	W	67 54
H	12/17	Northern Iowa	W	90 64
A	12/20	Wyoming	W	67 64

Cotton States Classic*

A	12/28	Georgia Tech*	L	49 66
N	12/29	Michigan State*	L	45 58
H	1/4	Colorado State	W	56 54
H	1/7	NW Missouri State	W	93 67
H	1/14	Eastern Washington	W	105 71
A	1/18	Iowa State	W	64 63
H	1/21	Missouri	L	48 50
A	1/25	Kansas	L	61 77
A	1/28	Colorado	L	57 60

H	2/1	Oklahoma State (OT)	W	54 52
A	2/4	Kansas State	W	47 46
H	2/8	Oklahoma (10)	L	67 78
A	2/11	Missouri (OT)	W	61 56
H	2/15	Kansas	L	66 67
H	2/18	Iowa State	L	48 69
A	2/22	Oklahoma State	W	67 64
H	2/25	Colorado	W	75 67
H	2/28	Kansas State	W	63 56
A	3/1	Oklahoma (6)	L	70 79

Big Eight Tournament

H	3/7	Kansas State	L	39 41
---	-----	--------------	---	-------

National Invitation Tournament

A	3/15	Creighton	W	56 54
A	3/19	Xavier (Ohio)	L	57 58

*Atlanta, Ga.

Season Notes: Nebraska earned back-to-back postseason tournament bids for the first time in school history, advanced to the second round of the NIT...Huskers' 11th straight winning season...Dave Hoppen tops the 1,000-point mark in his career and earns first-team All-Big Eight honors.

1984-85 Won 16, Lost 14

(5-9 in Big Eight, tie 5th)
Home: 12-3 (5-2) Away: 4-11 (0-7)
Coach: Moe Iba

			NU	Opp.
H	11/29	Southern Colorado	W	89 67
H	12/1	South Dakota	W	101 69
H	12/3	Montana State	W	86 65
A	12/8	Creighton	W	78 73
H	12/10	Wyoming	W	79 65
H	12/12	Wisconsin	W	53 51
A	12/15	Texas Tech (OT)	W	79 74
H	12/22	Washington State	L	58 63

Cable Car Classic*

N	12/28	California-Irvine*	W	73 67
A	12/29	Santa Clara*	L	59 78
A	1/3	Evansville	L	73 80
H	1/9	UW-Stevens Point	W	69 62
A	1/12	Colorado State (2OT)	W	88 78
H	1/16	Kansas State	W	75 63
A	1/19	Oklahoma State	L	66 68
H	1/23	Colorado	W	85 67
H	1/26	Missouri	W	74 66
A	1/30	Iowa State	L	65 76
H	2/2	Kansas (19)	L	80 91
A	2/6	Oklahoma (7)	L	74 83
H	2/9	Oklahoma State	W	66 48
A	2/13	Colorado	L	61 64
A	2/16	Kansas State	L	62 68
H	2/21	Iowa State	W	74 57
A	2/23	Missouri	L	50 69
A	2/28	Kansas (11)	L	65 70
H	3/2	Oklahoma (6)	L	62 65

Big Eight Tournament

A	3/5	Kansas (10)	L	69 74
---	-----	-------------	---	-------

National Invitation Tournament

H	3/13	Canisius	W	79 66
A	3/19	UCLA	L	63 82

*San Francisco, Calif.

Season Notes: Nebraska made third straight National Invitation Tournament appearance and posted 12th straight winning season...Dave Hoppen earned first-team All-Big Eight honors for the second-straight season and became first Husker to score 700 points in a season, as he finished with 704...Hoppen broke six school records...Brian Carr set four Big Eight assist records, led league in assists per game (8.1) and tied NCAA single-game record of 18 at Evansville.

1985-86 Won 19, Lost 11

(8-6 in Big Eight, 3rd)
Home: 10-5 (4-3) Away: 9-6 (4-3)
Coach: Moe Iba

			NU	Opp.
H	11/23	Wisconsin-Stout	W	71 53
H	11/26	Southern Illinois	W	85 50
A	11/30	Wyoming	W	64 53
H	12/2	California-Irvine	L	80 87

History

H	12/7	Creighton	W	71	52
A	12/12	Washington State	W	79	72
A	12/14	Montana State	W	76	59
H	12/20	Georgia	L	63	67
H	12/23	Arizona State	W	80	67
Sun Bowl Classic*					
N	12/29	Alabama*	L	61	78
N	12/30	Ohio State*	W	69	66
H	1/6	Evansville	W	77	70
H	1/11	NE Missouri State	W	99	56
H	1/15	Kansas (8)	L	70	81
H	1/18	Missouri	L	67	68
A	1/22	Oklahoma State	W	62	61
H	1/25	Iowa State	W	75	58
A	1/29	Oklahoma (6)	L	60	87
A	2/1	Colorado	W	77	60
H	2/5	Kansas State***	L	54	64
A	2/8	Missouri	W	75	66
H	2/12	Oklahoma State	W	68	52
A	2/15	Kansas (3)	L	61	79
H	2/19	Oklahoma (10)	W	66	64
A	2/22	Iowa State	L	73	81
H	2/26	Colorado	W	79	72
A	3/1	Kansas State	W	64	60

Big Eight Tournament

KC	3/7	Oklahoma State	W	82	75
KC	3/8	Iowa State	L	58	75

NCAA Tournament

N	3/14	Western Kentucky**	L	59	67
---	------	--------------------	---	----	----

*El Paso, Texas.

Charlotte, N.C.; *Kansas State later forfeited.

Season Notes: Nebraska lost All-Big Eight center Dave Hoppen for season with a knee injury in Feb. 1 game at Colorado, but rebounded to make school's first-ever NCAA Tournament appearance...Huskers' loss to Western Kentucky in NCAA first round was last game for Coach Moe Iba, who resigned following the game...Hoppen was first-team All-Big Eight pick for third straight season, finished career with a school-record 2,167 points and became first Husker basketball player to have his jersey retired (No. 42)...during his career, Hoppen broke or tied 19 school records and five Big Eight Conference marks...Brian Carr became school's all-time assist leader...Bernard Day picked up some of the slack when Hoppen went down and shared team MVP award with the three-time All-Big Eight selection.

1986-87 Won 21, Lost 12

(7-7 in Big Eight, 5th)

Home: 15-2 (5-2) Away: 6-10 (2-5)

Coach: Danny Nee

			NU	Opp.
A	11/28	California-Irvine	L	101 109
H	12/1	Oregon	W	76 60
A	12/6	Creighton	L	66 78
A	12/10	Southern Illinois	W	87 85
A	12/14	Texas A&M	L	64 66
H	12/20	Wyoming	W	62 61
H	12/22	Detroit	W	71 55
H	12/27	Missouri-St. Louis	W	89 63

Rochester Classic*

N	12/29	Butler*	W	67	56
N	12/30	San Francisco*	W	66	60
H	1/3	Creighton (OT)	W	70	65
H	1/5	NW Missouri State	W	105	64
H	1/7	Brooklyn	W	62	46
A	1/10	Kansas State	L	82	114
H	1/17	Colorado	W	86	66
A	1/20	Iowa State	L	75	91
A	1/22	Kansas	L	65	86
H	1/28	Missouri	L	71	87
H	2/1	Oklahoma State	W	73	66
H	2/4	Oklahoma (8)	L	66	80
A	2/7	Colorado	W	68	65
H	2/11	Iowa State	W	66	65
H	2/14	Kansas State	W	78	76
A	2/18	Missouri	L	64	80
A	2/21	Oklahoma (13)	L	97	133
A	2/25	Oklahoma State (2OT)	W	79	77
H	2/28	Kansas (OT, 16)	W	83	81

Big Eight Tournament

KC	3/6	Kansas State	L	45	47
----	-----	--------------	---	----	----

National Invitation Tournament

H	3/11	Marquette	W	78	76
H	3/17	Arkansas	W	78	71
H	3/21	Washington	W	81	76
NY	3/24	Southern Mississippi	L	75	82
NY	3/26	Ark.-Little Rock (OT)	W	76	67

*Rochester, N.Y.

Season Notes: Under the direction of first-year Coach Danny Nee, Nebraska finished 21-12, missed school record for season wins by one, and finished third in the National Invitation Tournament...Huskers recorded their 14th straight winning season and made their fifth straight postseason tourney appearance...Brian Carr was a second-team All-Big Eight pick, ended career with 682 assists, two off the league record of 684 set by Kansas' Cedric Hunter.

1987-88 Won 13, Lost 18

(4-10 in Big Eight, 7th)

Home: 8-6 (3-4) Away: 5-12 (1-6)

Coach: Danny Nee

Maui Classic*

N	11/27	Villanova*	L	53	70
N	11/28	Baylor*	L	79	82
A	11/29	Chaminade*	W	76	75
H	12/2	Texas A&M	W	92	60

Ameritas Classic**

H	12/4	Lehigh**	W	71	66
H	12/5	Ohio State**	L	63	72
A	12/7	Detroit	W	63	58
A	12/9	Creighton	L	73	88
A	12/12	Oregon	W	67	62
A	12/19	Wyoming (6)	L	58	87
H	12/21	Brooklyn	W	72	44
A	12/30	Drake	L	68	85
H	1/2	Columbia	W	82	62
A	1/4	Furman (OT)	W	75	74
H	1/6	Grambling State (OT)	L	68	71
H	1/16	Missouri	W	70	68
A	1/20	Iowa State (10)	L	76	114
H	1/25	Nebraska-Omaha	W	96	67
H	1/27	Kansas	W	70	68
A	1/30	Colorado	W	63	57
H	2/4	Oklahoma State	L	56	72
A	2/6	Kansas State	L	63	65
H	2/9	Oklahoma (4)	L	77	92
A	2/11	Missouri	L	67	92
A	2/16	Kansas	L	48	70
H	2/21	Colorado	W	75	67
A	2/24	Oklahoma State	L	73	90
H	2/27	Iowa State	L	84	85
H	3/2	Kansas State	L	67	77
A	3/5	Oklahoma (4)	L	93	113

Big Eight Tournament

KC	3/11	Kansas State	L	70	75
----	------	--------------	---	----	----

*Lahaina, Hawaii

Season Notes: Nebraska's strings of 14-straight winning seasons and five consecutive postseason tournament bids both end, as the Huskers finish 13-18...Rich King and Clifford Scales named to the Big Eight's all-freshman team...Henry T. Buchanan earns honorable-mention All-Big Eight honors and first-team academic All-Big Eight honors...Pete Manning led the Big Eight in field-goal percentage at .590...NU beats eventual national champ for first time ever, as it downed Kansas, 70-68, in Lincoln, on a jumper by Beau Reid as time expired.

1988-89 Won 17, Lost 16

(4-10 in Big Eight, 7th)

Home: 14-4 (4-3) Away: 3-12 (0-7)

Head Coach: Danny Nee

			NU	Opp.
H	11/26	Creighton	W	86 77
H	11/30	Michigan State	L	75 77
Ameritas Classic*				
H	12/2	North Texas*	W	90 84
H	12/3	San Jose State*	W	90 76
A	12/5	Idaho	L	68 83
A	12/11	Texas Tech	W	71 69
A	12/14	Ohio State (14)	L	76 103

H	12/17	Furman	W	69	56
H	12/23	Drake	W	65	57

Chaminade New Year's Classic**

A	12/28	Chaminade**	W	86	85
N	12/29	Morehead State**	W	81	77
N	12/30	Louisiana State**	L	87	90
H	1/5	Sam Houston State	W	89	70
H	1/9	Oklahoma (4)	L	81	89
H	1/12	Northern Illinois	W	71	56
A	1/14	Oklahoma State	L	69	82
H	1/17	Maryland-Baltimore	W	86	65
H	1/21	Kansas State	L	68	80
H	1/23	Wyoming	W	71	58
H	1/28	Missouri (5)	L	72	89
A	1/31	Iowa State	L	76	88
H	2/4	Kansas (18)	W	74	70
A	2/8	Colorado	L	80	83
A	2/11	Kansas State	L	66	80
H	2/14	Oklahoma State	W	79	77
A	2/19	Missouri (3)	L	63	79
H	2/22	Colorado	W	97	59
H	2/25	Iowa State	W	77	74
A	3/1	Kansas	L	71	80
A	3/4	Oklahoma (4)	L	76	103

Big Eight Tournament

KC	3/10	Missouri (10)	L	70	98
----	------	---------------	---	----	----

National Invitation Tournament

H	3/16	Arkansas State	W	81	79
A	3/20	Ohio State	L	74	85

**Honolulu, Hawaii

Season Notes: Huskers made second postseason tournament appearance in three seasons under Coach Danny Nee, advanced to second round of NIT...Beau Reid earned third-team academic All-America honors and was first-team academic All-Big Eight pick...Eric Johnson and Rich King earned honorable-mention All-Big Eight honors...Johnson broke NU single-season record for steals (68), King set school marks for blocks in game (5), season (50) and career (70).

1989-90 Won 10, Lost 18

(3-11 in Big Eight, 7th)

Home: 9-6 (2-5) Away: 1-12 (1-6)

Coach: Danny Nee

			NU	Opp.
H	11/25	UMKC	W	91 76
A	11/27	Miami (Ohio)	L	71 91
A	11/29	Michigan State	L	69 80
Ameritas Classic*				
H	12/1	Harvard*	W	117 79
H	12/2	Pepperdine*	W	104 100
A	12/5	Northern Illinois	L	56 65
H	12/9	Texas Tech	W	76 69
H	12/11	Idaho	L	72 79
A	12/14	Creighton	L	83 86
H	12/30	Wagner	W	88 67
H	1/6	Sam Houston State	W	99 91
H	1/8	Kansas (1)	L	93 98
H	1/13	Missouri (5)	L	95 111
H	1/16	Chicago State	W	92 57
A	1/20	Oklahoma State	L	71 84
A	1/22	Wyoming	L	65 95
H	1/27	Iowa State	L	83 91
A	1/31	Oklahoma (9)	L	64 105
H	2/3	Kansas State	W	74 71
A	2/7	Colorado	W	91 82
A	2/10	Missouri (1)	L	85 107
H	2/14	Oklahoma State	L	84 103
A	2/17	Kansas (1)	L	67 94
H	2/21	Oklahoma (10)	L	66 88
A	2/24	Iowa State	L	85 101
H	2/28	Colorado	W	96 82
A	3/3	Kansas State	L	57 80
Big Eight Tournament				
KC	3/9	Oklahoma (1)	L	65 78

Season Notes: Forward Beau Reid, NU's top scorer in 1988-89 season, sustained preseason knee injury which limited him for much of the season...Rich King, Clifford Scales, Carl Hayes earned honorable-mention All-Big Eight honors...King broke own school career block record, moving it to 115.

1990-91 Won 26, Lost 8

(9-5 in Big Eight, 3rd)
Home: 14-1 (6-1) Away: 12-7 (3-4)
Coach: Danny Nee

	NU	Opp.
San Juan Shootout*		
N 11/23 St. Louis*	W	107 79
N 11/24 Illinois*	W	100 73
N 11/25 Murray State*	L	79 81
H 11/28 Michigan State (5)	W	71 69
A 12/3 Eastern Illinois	W	94 64
H 12/6 Creighton	W	97 63
H 12/8 Toledo	W	105 68
A 12/11 Wisconsin	W	75 63

Ameritas Classic**		
H 12/14 Tennessee Tech**	W	113 92
H 12/15 Bowling Green**	W	99 85
H 12/22 22/Miami (Ohio)	W	88 73
H 12/28 22/Idaho	W	85 65
A 12/30 22/The Citadel	W	94 80
A 1/2 19/UW-Citizen Bay	W	70 63
A 1/5 19/Kansas State	W	74 69
A 1/9 18/UMKC	W	97 78
H 1/12 18/Iowa State	W	97 87
A 1/22 14/Colorado	L	69 86
A 1/26 14/Oklahoma (13)	W	111 99
H 1/30 11/Missouri	W	89 75
H 2/2 11/Oklahoma State	L	68 81
A 2/5 15/Kansas (18)	L	77 85
H 2/9 15/Colorado	W	86 72
A 2/13 17/Iowa State	W	65 57
H 2/16 17/Oklahoma	W	105 93
H 2/18 17/Northern Illinois	W	82 73
A 2/20 14/Missouri	L	71 91
H 2/23 14/Kansas State	W	85 78
A 2/27 15/Oklahoma State (12)	L	69 80
H 3/3 15/Kansas (10)	W	85 75

Big Eight Tournament		
KC 3/8 13/Oklahoma (OT)	W	117 113
KC 3/9 13/Kansas (12)	W	87 83
KC 3/10 13/Missouri	L	82 90

NCAA Tournament***		
N 3/14 11/Xavier (Ohio)	L	84 89

*San Juan, Puerto Rico
**Minneapolis, Minn.

Season Notes: After three-straight seventh-place Big Eight finishes, Nebraska won a school-record 26 games (against eight losses) and made school's second-ever NCAA Tournament appearance...Huskers held a national ranking for a school-record 14-straight weeks, finished with highest rankings ever of No. 9 by UPI and No. 11 by AP...NU finished third in Big Eight race after being tabbed for eighth in preseason poll of league media and made its first-ever appearance in the league's postseason tournament title game...Cornhuskers had school-record tying 14-game win string from late November through late January...Rich King was second-team All-Big Eight pick, finished career with fourth-highest point total in school history (1,475) would go on to become NU's first-ever NBA first-round draft pick (14th pick, Seattle SuperSonics).

1991-92 Won 19, Lost 10

(7-7 in Big Eight, 5th)
Home: 14-2 (5-2) Away: 5-8 (2-5)
Coach: Danny Nee

	NU	Opp.
H 11/23 Sam Houston State	W	91 42
H 11/25 Southern California	W	93 84
A 11/30 Southern Utah	W	106 101
H 12/2 The Citadel	W	84 61
A 12/4 Michigan State (22)	L	78 101
A 12/7 Creighton	W	90 85
H 12/11 Wisconsin	W	86 67

Ameritas Classic*		
H 12/20 Texas A&M*	W	91 68
H 12/21 Eastern Washington*	W	102 67
H 12/30 UW-Green Bay	W	76 68
A 1/2 Toledo	W	57 52
H 1/4 Eastern Illinois	W	81 68
A 1/11 Colorado	W	84 74
H 1/18 Missouri (13)	L	73 83
H 1/20 UMKC	W	74 71

A 1/25 Kansas (5)	L	78 103
H 1/28 Oklahoma (18)	L	76 79
H 2/1 Iowa State	W	68 63
H 2/5 Oklahoma State (2)	W	85 69
A 2/8 Kansas State	L	66 70
A 2/17 Missouri (9)	L	61 87
H 2/19 Kansas (OT, 3)	W	81 79
A 2/22 Iowa State (23)	W	80 70
A 2/26 25/Oklahoma State (14)	L	51 72
H 2/29 25/Colorado	W	84 70
H 3/4 Kansas State	W	91 62
A 3/7 Oklahoma	L	97 106

Big Eight Tournament		
KC 3/13 Oklahoma (24)	L	85 107

NCAA Tournament		
N 3/19 Connecticut**	L	65 86

**Cincinnati, Ohio

Season Notes: Nebraska made back-to-back NCAA Tournament appearances for the first time ever...picked to finish sixth in a preseason poll of Big Eight media, the Huskers were fifth at 7-7...Huskers' appearance at No. 25 in the Feb. 24 AP poll marked first time NU had been rated in consecutive years...eight of 10 losses were to nationally ranked opponents and all 10 were to post-season tournament teams...two biggest wins of the season came in February, an 86-65 decision over 20-0 and No. 2 Oklahoma State and an 81-79 overtime victory over No. 3 Kansas two weeks later...Jamar Johnson was second-team All-Big Eight pick...Derrick Chandler broke NU single-season record for blocked shots and finished year with second-highest one-year total in Big Eight history (91).

1992-93 Won 20, Lost 11

(8-6 in Big Eight, tie 2nd)
Home: 14-2 (5-2) Away: 6-9 (3-4)
Coach: Danny Nee

	NU	Opp.
Ameritas Classic*		
H 12/4 Colgate*	W	108 76
H 12/5 Kent*	W	85 61
H 12/7 25/Citadel	W	86 46
H 12/10 25/Creighton	W	100 83
A 12/12 25/Wichita State	W	71 64
H 12/19 20/Appalachian St.	W	93 83
H 12/21 17/Texas-Arlington	W	116 95
A 12/23 17/Southern Cal	L	64 74

Rainbow Classic**		
N 12/28 20/Michigan** (6)	L	73 88
N 12/29 20/Southwestern La.**	L	80 109
N 12/30 20/Fordham**	W	79 55
H 1/2 20/Eastern Illinois	W	70 54
H 1/5 Southern Utah	W	100 85
A 1/9 UMKC	W	66 65
A 1/14 Oklahoma (10)	L	89 102
A 1/16 Oklahoma State	L	73 78
H 1/20 Sacramento State	W	86 70
H 1/23 Kansas State	L	64 66
A 1/25 Colorado	W	82 67
H 1/30 Missouri (OT)	W	88 87
A 2/3 Iowa State	L	69 96
H 2/7 Kansas (3)	W	68 64
A 2/13 Kansas State (23)	W	80 59
H 2/15 Oklahoma State	L	63 73
A 2/21 Missouri	W	76 75
H 2/24 Colorado	W	76 67
H 2/27 Iowa State	W	91 87
A 3/3 Kansas (8)	L	83 94
H 3/7 Oklahoma	W	94 83

Big Eight Tournament		
KC 3/12 Kansas State	L	45 47

NCAA Tournament		
N 3/19 New Mexico State*** (24)	L	79 93

**Honolulu, Hawaii
***Syracuse, N.Y.

Season Notes: For third straight season, Nebraska earns an NCAA Tournament invite...second time in three seasons that Cornhuskers win 20 games...Nee becomes first person in NU history to coach three 20-game winners...Eric Piatkowski earned first-team All-Big Eight honors, the first Husker honored since Dave Hoppen earned the last of three-straight such awards in 1985-86...Piatkowski became 16th player in school history to


reach the 1,000-point plateau...Nebraska began year ranked 25th in AP poll, was ranked in six of first seven polls before falling out...Huskers' 21-point win at Manhattan was their largest on the road in conference play since the 1931-32 season.

1993-94 Won 20, Lost 10

(7-7 in Big Eight, 4th)
Home: 13-3 (5-2) Away: 7-7 (2-5)
Coach: Danny Nee

	NU	Opp.
H 11/27 Texas-San Antonio	W	96 85
H 11/28 Texas	L	75 78
A 12/1 Appalachian State	L	82 91

Ameritas Classic*		
H 12/3 Ohio*	W	94 68
H 12/4 Portland*	W	111 85
A 12/9 Creighton	W	67 53
H 12/11 Wichita State	W	94 72
A 12/18 Michigan State	W	85 81
H 12/20 Florida A&M	W	86 61
H 12/31 Northern Iowa	W	70 63
A 1/3 Iowa State	W	78 72
H 1/5 Southern Utah	W	89 85
H 1/8 Colorado	W	106 67
H 1/15 UMKC	W	92 71
A 1/19 Colorado	L	81 86
H 1/24 Missouri (24)	L	73 89
H 1/29 Oklahoma	L	76 79
A 2/6 Kansas (3)	L	87 94
A 2/9 Kansas State	W	76 68
H 2/12 Iowa State	W	102 96
A 2/14 Oklahoma (OT)	L	111 115
A 2/19 Oklahoma State	L	80 98
H 2/23 Kansas (10)	W	96 87
H 2/26 Kansas State	W	86 77



Derek Chandler set the single-season record with 91 blocked shots in the 1991-92 season.

History

H 3/2	Oklahoma State (21)	W	89	81
A 3/5	Missouri (6)	L	78	80
Big Eight Tournament				
KC 3/11	Oklahoma	W	105	88
KC 3/12	Missouri (3)	W	98	91
KC 3/13	Oklahoma State (23)	W	77	68
NCAA Tournament				
N 3/17	22/Pennsylvania**	L	80	90

Season Notes: For first time in school history, NU recorded back-to-back 20-win seasons, as Huskers finished 20-10 overall en route to a fourth straight NCAA Tournament appearance...after 1-2 start, NU ran off 11-straight wins, a streak highlighted by road wins at Michigan State and Iowa State (snapped Cyclones' 22-game homecourt win streak)...Huskers were 4-6 in Big Eight with four games to play, but rallied to win three of their last four, then went on to capture first-ever Phillips 66 Big Eight Tournament title...Eric Piatkowski earned first-team All-Big Eight honors for second straight season, averaged 21.5 points and finished his career as No. 2 scorer in school history with 1,817 points...Bruce Chubick earned first-team Phillips 66 Academic All-Big Eight honors for third straight season...NU was ranked 22nd in final AP poll, marking fourth straight season it appeared in the rankings, and only third time in school history it had been ranked in season-ending poll.


1994-95 Won 18, Lost 14

(4-10 in Big Eight, 7th)
Home: 11-6 (2-5) Away: 5-6 (2-5)
Coach: Danny Nee

	NU	Opp.		
San Juan Shootout[^]				
N 11/25	NE Louisiana [^]	W	99	77
N 11/26	Virginia Tech [^]	L	81	87
N 11/27	College of Charleston [^]	W	74	72
Ameritas Classic[*]				
H 12/2	Morehead State [*]	W	96	55
H 12/3	Idaho State [*]	W	98	72
H 12/7	Creighton	W	85	57
H 12/10	Michigan State (15, OT)	W	96	91
H 12/17	24/Western Illinois	W	69	62
H 12/21	24/NE Illinois	W	101	60
A 12/22	24/Northern Iowa (OT)	W	95	88
H 12/29	23/Delaware State	W	94	52
H 12/31	23/Appalachian State	W	108	71
A 1/4	19/Texas	L	74	102
H 1/7	19/Missouri	L	74	82
A 1/9	Long Beach State	W	82	71
H 1/12	Kansas State	W	78	56
A 1/18	UMKC	W	63	60
A 1/23	Kansas (7)	L	67	84
A 1/28	Oklahoma (25)	L	72	82
H 2/1	Oklahoma State	L	65	82
H 2/5	Oklahoma (24)	W	71	59
A 2/8	Colorado	W	100	86
A 2/11	Iowa State (19, OT)	L	69	72
H 2/14	Kansas (3)	L	68	91
A 2/18	Oklahoma State (22)	L	53	93
A 2/22	Missouri (14)	W	78	75
H 2/25	Colorado	L	74	80
A 3/1	Kansas State	L	73	75
H 3/5	Iowa State (24)	L	77	79
Big Eight Tournament				
KC 3/10	Oklahoma State (19)	L	48	68
National Invitation Tournament				
H 3/16	Georgia	W	69	61
H 3/21	Penn State	L	59	65

[^]San Juan Shootout, San Juan, P.R.

Season Notes: Nebraska reached the second round of the NIT in its fifth straight postseason appearance...after an 11-1 start that included a 9-0 mark in December, NU dropped 13 of its next 20 games...Huskers climbed as high as 18th (CNN/USA Today) and 19th (AP) in the national polls...Jaron Boone earned second-team All-Big Eight honors and set single-season school records for three-point field goals and three-point attempts...Erick Strickland, a Big Eight All-Defensive team member, established a school record for steals in a season (89)...Nebraska won 18 games for only the 15th time and the sixth time under Danny Nee.



The 1993-94 Huskers captured the school's first Big Eight Tournament title.

1995-96 Won 21, Lost 14

(4-10 in Big Eight, 7th)
Home: 11-5 (3-4) Away: 10-9 (1-6)
Coach: Danny Nee

	NU	Opp.		
Big Island Invitational[^]				
N 11/24	Toledo [^]	W	72	59
N 11/25	Oregon [^] (OT)	W	114	106
N 11/26	Minnesota [^]	W	96	85
Ameritas Classic[*]				
H 12/1	Georgia Southern [*]	W	82	59
H 12/2	Grambling State [*]	W	96	80
A 12/6	Creighton	W	88	67
A 12/9	Minnesota	L	80	91
H 12/16	Northern Iowa	L	104	109
H 12/18	NE Illinois	W	94	76
H 12/20	Delaware State	W	88	41
Far West Classic[%]				
N 12/29	Oregon	W	99	76
N 12/30	Mississippi State [%] (17)	L	66	69
H 1/3	Texas (23)	W	85	69
H 1/6	Long Beach State	W	69	68
H 1/10	Colorado	W	79	74
A 1/13	Oklahoma (30T)	L	100	117
H 1/17	UMKC	W	87	69
A 1/20	Oklahoma State	W	66	57
H 1/24	Missouri	W	76	58
H 1/28	Kansas (3)	L	73	88
A 1/31	Kansas State	L	68	77
H 2/3	Iowa State	L	65	75

A 2/7	Missouri	L	98	99
A 2/10	Iowa State (21)	L	59	74
H 2/17	Oklahoma State	L	57	72
A 2/19	Kansas (5)	L	71	81
H 2/25	Oklahoma (OT)	L	76	80
A 2/28	Colorado	L	64	78
H 3/3	Kansas State	W	70	66

Big Eight Tournament				
N 3/8	Iowa State (23)	L	60	62

National Invitation Tournament				
A 3/14	Colorado State	W	91	83
H 3/19	Washington State	W	82	73
A 3/22	Fresno State	W	83	71
N 3/26	Tulane [#]	W	90	78
N 3/28	St. Joseph's [#]	W	60	56

[^] Big Island Invitational, Hilo, Hawaii; ^{*} Lincoln, Neb.
[%] Far West Classic, Portland, Ore.
[#] NIT, New York, N.Y.

Season Notes: The Huskers captured the NIT title, Nebraska's first national tournament title of any kind...1995-96 marked the first time in six seasons NU did not appear in the national polls...after a 15-4 start, Nebraska dropped nine straight games...Erick Strickland earned second-team All-Big Eight honors, was named to the Big Eight All-Defensive team and was the NIT Most Valuable Player...freshman Tyrone Lue was a first-team Big Eight All-Freshman selection and was named to the NIT All-Star team.

1996-97 Won 18, Lost 15

(7-9 in Big 12, 7th)
Home: 13-3 (6-2) Away: 5-12 (1-7)
Coach: Danny Nee

			NU	Opp.
A	11/23	Texas (17) (OT)	L	81 83
H	11/26	Weber State	W	83 66
H	11/30	Oregon State	W	75 67
H	12/3	Texas-San Antonio	W	79 76

Ameritas Classic*

H	12/6	Coppin State*	W	88 72
H	12/7	Bowling Green*	W	73 68
A	12/11	UMKC	W	76 64
H	12/21	Minnesota (16)	L	56 70

Puerto Rico Holiday Classic@

N	12/30	Old Dominion@	W	72 66
N	12/31	Cincinnati (6)@	L	73 84
N	1/1	Bowling Green @	L	55 58
A	1/4	Colorado	L	73 79
H	1/8	Creighton	W	71 52
H	1/11	Texas A&M	W	74 72
H	1/15	Kansas State (OT)	W	87 77
H	1/18	Missouri	W	76 53
A	1/22	Missouri	L	74 75
A	1/25	Oklahoma	L	77 84
H	1/29	Iowa State (11)	L	67 77
A	2/1	Kansas (1) (OT)	L	77 82
H	2/5	Colorado (15)	W	77 69
A	2/8	&Texas Tech (23)	L	74 87
A	2/10	Kansas State	L	53 61
A	2/13	Northern Iowa	W	77 69
H	2/16	Texas	W	79 67
A	2/19	Baylor	L	60 71
A	2/22	Iowa State (7) (OT)	W	74 69
H	2/26	Oklahoma State	W	77 68
H	3/2	Kansas (1)	L	65 85

Phillips 66 Big 12 Tournament

KC	3/6	Missouri#	L	72 78
----	-----	-----------	---	-------

National Invitation Tournament

H	3/12	Washington	W	67 63
A	3/18	Nevada	W	78 68
A	3/21	Connecticut	L	67 76

* Ameritas Classic, Lincoln, Neb.

@ Puerto Rico Holiday Classic, Bayamon, P.R.

&-Texas Tech later forfeited game

Season Notes: Nebraska won 18 or more games for the seventh straight year and reached postseason play for the seventh straight year...the Huskers defeated a ranked team for the seventh straight season with wins over Colorado and Iowa State...NU appeared in the NIT for the third consecutive season...Mikki Moore became NU's all-time blocked shot leader...Tyronn Lue earned second-team All-Big 12 honors...Cookie Belcher was a first-team All-Big 12 Rookie selection...NU was 13-3 at home, losing only to Kansas, Iowa State and Minnesota, three teams who advanced to the NCAA Sweet 16.

1997-98 Won 20, Lost 12

(10-6 in Big 12, 4th)
Home: 13-2 (6-2) Away: 7-10 (4-4)
Coach: Danny Nee

			NU	Opp.
H	11/16	UNC Greensboro	W	75 51
H	11/19	Western Illinois	W	86 57
H	11/22	New Orleans	W	81 66
H	11/25	Colorado State	W	64 57
H	11/29	Texas-San Antonio	W	68 59
A	12/1	Tulsa	L	68 85

Ameritas Classic*

H	12/5	UNC Wilmington*	W	85 68
H	12/6	Grambling State*	W	85 48
A	12/10	Creighton	L	73 84
A	12/13	Minnesota	W	70 66

Rainbow Classic@

N	12/27	Virginia@	W	80 65
A	12/29	Hawaii@	L	62 87
N	12/30	Vanderbilt@	L	69 80
A	1/3	Kansas (2)	L	76 96
A	1/7	Oklahoma State	W	67 62
H	1/11	Colorado	W	87 72
H	1/18	Oklahoma	W	53 43
A	1/21	Texas	L	91 105
H	1/24	Iowa State	W	63 49
A	1/28	Kansas State	L	49 72
H	2/1	Kansas (5)	L	71 82
A	2/4	Missouri (OT)	L	76 81
H	2/7	Kansas State	L	63 69
A	2/11	Texas A&M	W	75 58
H	2/14	Baylor	W	66 55
H	2/18	Missouri (OT)	W	67 66
A	2/21	Colorado	W	79 71
H	2/25	Texas Tech	W	82 65

A	2/28	Iowa State	W	70 62
---	------	------------	---	-------

Phillips 66 Big 12 Tournament

KC	3/6	Baylor	W	65 46
KC	3/7	Kansas (4)	L	59 91

NCAA Tournament

N	3/12	Arkansas (17)%	L	65 74
---	------	----------------	---	-------

* Ameritas Classic, Lincoln, Neb.

@ Rainbow Classic, Honolulu, Hawaii

%-NCAA Tournament, Boise, Idaho

Season Notes: Nebraska's school record of consecutive postseason appearances reached eight seasons...Nebraska won 20 games for the fifth time in eight seasons and the sixth time under Danny Nee...NU made its first NCAA Tournament appearance since 1994, but failed to pick up its first NCAA win...Nebraska posted seven consecutive wins against league foes for the first time in 20 seasons...NU's 10-6 league record was its best since a 9-5 Big Eight mark in 1990-91...Tyronn Lue was a first-team All-Big 12 choice and became NU's 19th, 1,000-point scorer and was a first-round NBA draft choice...Venson Hamilton broke the single-season rebounding record.

1998-99 Won 20, Lost 13

(10-6 in Big 12, tie-5th)
Home: 12-4 (6-2) Away: 6-6 (4-4)
Coach: Danny Nee

			NU	Opp.
H	11/14	UNC Greensboro	W	79 59
N	11/19	Villanova*	L	60 75
N	11/21	Washington State*	W	95 84
N	11/22	Wisconsin*	L	41 78
H	11/28	North Carolina A&T	W	65 47
H	12/1	Tulsa	L	49 52

Ameritas Classic**

H	12/4	Southwest Texas State**	W	63 54
H	12/5	Colgate**	W	60 48
H	12/9	Creighton	W	76 60
A	12/12	Colorado State	L	49 75
H	12/19	Minnesota (17)	L	51 55
A	12/27	San Francisco	W	62 52
A	12/30	UMKC	W	81 65
A	1/2	Missouri	L	57 80
H	1/10	Texas	L	76 89
H	1/13	Kansas State	W	70 61
A	1/16	Baylor	W	68 55
A	1/20	Oklahoma (25)	W	96 81
H	1/23	Colorado	W	72 55
H	1/27	Kansas (20)	W	84 69
A	1/30	Iowa State	L	47 52
A	2/3	Colorado	W	57 52
H	2/6	Missouri (24)	W	69 61
A	2/10	Kansas (24)	W	64 59
H	2/13	Iowa State	W	59 57
H	2/17	Oklahoma State	L	48 60
A	2/20	Texas Tech	L	68 73
A	2/24	Kansas State	L	45 62
H	2/27	Texas A&M	W	87 68

Phillips 66 Big 12 Tournament

KC	3/4	Texas Tech	W	69 50
KC	3/5	Kansas	L	53 77


NIT Tournament

H	3/10	UNLV	W	68 55
A	3/15	TCU	L	89 101

*-Top of the World Classic, Fairbanks, Alaska

**-Lincoln, Neb.

Season Notes: Nebraska's school record of consecutive postseason appearances reached nine seasons...Nebraska won 20 games for the sixth time in nine seasons, the seventh time under Danny Nee...senior center Venson Hamilton was named first-team All-Big 12, the Big 12 Player of the Year and an honorable-mention All-American...Hamilton also became Nebraska's all-time leader in rebounding, blocked shots and games played and joined NU's 1,000-point club...junior guard Cookie Belcher broke the NU single-game, season and career steals record and was a third-team All-Big 12 pick...the Huskers swept Big 12 power Kansas for the first time since 1983 and also won at Lawrence for the first time since the same season...the Huskers won 10 conference games for the second straight season and for the first time in school history posted four straight wins against nationally-ranked opponents, including two on the road.



Nebraska captured the 1996 NIT title, defeating St. Joseph's in the title game.

1999-2000 Won 11, Lost 19

(4-12 in Big 12, tie-8th)
Home: 10-6 (4-4) Away: 1-13 (0-8)
Coach: Danny Nee

			NU	Opp.
H	11/23	Eastern Illinois (2OT)	W	81 78
Hoop and Quill Classic*				
N	11/26	Southern Mississippi*	L	48 75
N	11/27	Northwestern*	W	61 52
N	11/28	Rutgers*	L	62 81
Ameritas Classic**				
H	12/3	Western Carolina**	L	72 74
H	12/4	Monmouth**	W	63 47
A	12/9	Creighton	L	72 89
H	12/11	Pittsburgh	W	69 57
N	12/18	Arizona (4)***	L	59 80
H	12/20	San Francisco	L	60 64
H	12/22	Oral Roberts	W	80 65
H	12/31	Minnesota	W	90 78
H	1/4	Pacific	W	92 68
A	1/8	Kansas State	L	79 97
H	1/12	Iowa State	L	65 66
A	1/15	Kansas (8)	L	82 97
H	1/19	Texas Tech	W	70 67
H	1/22	Baylor	W	69 55
A	1/25	Texas (17)	L	55 82
H	1/29	Kansas State	W	81 72
H	2/5	Missouri	L	78 84
A	2/8	Colorado	L	58 70
A	2/12	Iowa State (17)	L	65 87
H	2/14	Oklahoma (20)	L	54 62
A	2/19	Oklahoma State (8)	L	55 94
H	2/23	Kansas (23)	L	58 83
H	2/26	Colorado	W	69 64
A	3/1	Missouri	L	72 86
A	3/4	Texas A&M (OT)	L	76 83

Phillips 66 Big 12 Tournament

N 3/9 Baylor L 55 63

*-Hoop and Quill Classic, St. Charles, Mo.

**-Lincoln, Neb.


***-Las Vegas Showdown, Las Vegas, Nev.

Season Notes: Danny Nee established a new school record for coaching victories with his 254, passing Joe Cipriano's school record of 253...Nebraska tied the school record for losses with 19 and did not win a game on an opponent's home court for the first time since 1960...Kimani Ffriend earned second-team All-Big 12 honors, while Larry Florence and Steffon Bradford were honorable-mention selections.

2000-01 Won 14, Lost 16

(7-9 in Big 12, 7th)
Home: 8-6 (5-3) Away: 2-9 (2-6)
Coach: Barry Collier

			NU	Opp.
A	11/18	Oral Roberts	L	83 87
H	11/21	Eastern Illinois	W	85 71
H	11/27	Winthrop	W	65 44
A	12/2	Pittsburgh	L	51 52
Husker Classic#				
H	12/8	UMKC#	L	71 82
H	12/9	Alaska-Fairbanks#	W	84 55
FedEx Orange Bowl Classic%				
N	12/16	Miami (Fla.)%	W	72 64
San Juan Shootout^				
N	12/20	Iona^	W	81 80
N	12/21	Kent State^	W	69 68
N	12/22	Southern Methodist^	W	72 70
A	12/28	Minnesota (OT)	L	70 74
H	12/30	Murray State	L	71 79
H	1/2	Creighton	L	51 62
A	1/6	Missouri	L	66 68
H	1/13	Texas (22)	W	80 67
A	1/17	Kansas (5)	L	62 84
H	1/20	Iowa State (23)	L	59 60
H	1/24	Missouri	W	85 79
A	1/27	Oklahoma (24)	L	66 77
A	1/30	Kansas State	W	63 61
H	2/3	Colorado	L	57 60
H	2/7	Oklahoma State (OT)	W	78 75
A	2/10	Baylor	L	58 69
H	2/14	Kansas State	W	82 56



Cookie Belcher finished his career among Nebraska's all-time top 10 in scoring and assists, while topping the charts for steals, games started, games played and minutes played.

A	2/17	Colorado (OT)	W	87 82
A	2/21	Texas Tech	L	64 65
H	2/25	Kansas (10)	L	74 78
H	2/28	Texas A&M	W	97 69
A	3/3	Iowa State (8)	L	73 86
Phillips 66 Big 12 Tournament@				
KC	3/8	Kansas State@	L	58 62

#-Lincoln, Neb.

%-Miami, Fla.

^-Carolina, P.R.

Season Notes: Barry Collier became the 25th head coach in Nebraska history when he took over the program prior to the 2000-01 season...Senior Cookie Belcher set the Big 12 record and extended his school record for steals, finishing third in NCAA history with 353...Nebraska recorded a five-game winning streak – including three victories by a combined four points – in mid-December, while winning the San Juan Shootout title...Belcher ended his illustrious career by earning second-team All-Big 12

honors...Kimani Ffriend and Steffon Bradford were tabbed honorable-mention all-conference selections for the Huskers.

Nebraska Basketball Television Log

Season	Network	Oppt. (W/L)				
1966-67	TVS	Colorado/W	ESPN	Okla. State/L	ESPN	Long Beach St./W
	TVS	@Iowa State/W	Raycom	@Kansas St./L	ESPN	Kansas State/W
	TVS	Kansas/L	Raycom	Colorado/W	ESPN	@Kansas/L
1967-68	TVS	@Colorado/L	Raycom	Iowa State/L	CSM	@Oklahoma/L
	TVS	Missouri/W	Raycom	Oklahoma/L	CSM	Okla. State/L
	TVS	@Colorado/L	Raycom	Kansas St./L	ABC	Oklahoma/W
1968-69	TVS	Kansas/L	1988-89	HSE	CSM	@Iowa State/L
	TVS	@Iowa State/L	ESPN	@Ohio State/L	ESPN2/CSM	Kansas/L
	TVS	@Oklahoma/W	Raycom	Missouri/L	CSM	@Okla. State/L
1969-70	TVS	Missouri/W	Raycom	Kansas/W	CSM	Colorado/L
	TVS	Iowa State/W	Raycom	@Kansas St./L	CSM	*Okla. St./L
	TVS	Kansas/L	Raycom	Iowa State/W	ESPN	#Penn St./L
1970-71	TVS	at Missouri/L	1989-90	*Missouri/L	1995-96	@Oklahoma/L
	TVS	Colorado/W	ESPN	@Creighton/L	CSM	Missouri/W
	TVS	at Colorado/L	Raycom	Missouri/L	CBS	Kansas/L
1971-72	TVS	Missouri/L	Raycom	Kansas St./W	CSM	Iowa State/L
	TVS	Missouri/L	Raycom	@Kansas/L	CSM	@Iowa State/L
	TVS	Missouri/L	Raycom	@Iowa State/L	ESPN	@Kansas/L
1972-73	TVS	Kansas/W	Raycom	*Oklahoma/L	CSM	Oklahoma/W
	TVS	@Kansas St./L	1990-91	Creighton/W	CSM	*Iowa State/L
	TVS	Okla. State/W	Raycom	@Kansas St./W	ESPN	#Tulane/W
1973-74	TVS	@Iowa State/L	Raycom	Iowa State/W	ESPN	#St. Joseph's/W
	TVS	Kansas State/W	Raycom	@Colorado/L	1996-97	Old Dominion/W
	TVS	@Colorado/L	Prime	Missouri/W	ESPN2	Cincinnati/L
1974-75	TVS	@Kansas St./W	Raycom	Okla. State/L	CSM	@Colorado/L
	TVS	Okla. State/W	Raycom	Colorado/W	ESPN	Missouri/W
	TVS	@Iowa State/W	Prime	Oklahoma/W	CSM	@Oklahoma/L
1975-76	TVS	Okla. State/W	Raycom	Kansas St./W	CSM	@Kansas/L
	TVS	Okla. State/W	Prime	@Okla. State/L	CSM	@Texas Tech/L
	TVS	Okla. State/W	Prime	Kansas/W	ESPN2	@Kansas St./L
1976-77	TVS/NBC	@Iowa State/W	Raycom	*Oklahoma/W	CSM	Texas/W
	TVS/NBC	Kansas/W	Raycom	*Kansas/W	CSM	@Iowa State/W
	TVS/NBC	Nebraska/W	ABC	*Missouri/L	ABC	Kansas/L
1977-78	TVS/NBC	Kansas/W	1991-92	!Xavier/L	1997-98	*Missouri/L
	TVS/NBC	Missouri/L	ESPN	@Creighton/W	ESPN2	@Tulsa/L
	TVS/NBC	Kansas/W	Prime	Wisconsin/W	ESPN2	@Hawaii/L
1978-79	TVS/NBC	Nebraska/W	Raycom	@Colorado	ESPN	@Kansas/L
	TVS/NBC	Missouri/L	Raycom	Missouri/L	Big 12 TV	Colorado/W
	TVS/NBC	Kansas/W	Raycom	@Kansas/L	Big 12 TV	Oklahoma/W
1979-80	ESPN	Kansas/W	Raycom	Oklahoma/L	Big 12 TV	@Texas/L
	TVS/NBC	Nebraska/W	Raycom	Iowa State/W	Big 12 TV	Iowa State/W
	TVS/NBC	Missouri/L	ABC	Okla. State/W	ABC	Kansas/L
1980-81	TVS/NBC	Nebraska/W	1992-93	@Kansas St./L	Big 12 TV	Kansas State/L
	TVS/NBC	Missouri/L	Prime	@Missouri/L	ESPN	@Iowa State/W
	TVS/NBC	Kansas/W	Raycom	Kansas/W	Big 12 TV	*Baylor/W
1981-82	TVS/NBC	Nebraska/W	Raycom	@Iowa State/W	Big 12 TV	*Kansas/L
	TVS/NBC	Missouri/L	Prime	@Okla. State/L	CBS	!Arkansas/L
	TVS/NBC	Kansas/W	Raycom	Colorado/W	1998-99	Texas/L
1982-83	ESPN	@Oklahoma/L	Prime	Kansas St./W	Big 12 TV	@Baylor/W
	TVS/NBC	Oklahoma/L	Raycom	@Oklahoma/L	Big 12 TV	Colorado/W
	TVS/NBC	Missouri/L	Raycom	*Oklahoma/L	Big 12 TV	Missouri/W
1983-84	ESPN	@Iowa State/W	CBS	!Connecticut/L	Big 12 TV	@Kansas/W
	TVS/NBC	Missouri/L	Prime	Creighton/W	ESPN	Iowa State/W
	TVS/NBC	Kansas/W	Raycom	@Okla. State/L	ESPN	@Texas Tech/L
1984-85	ESPN	@Oklahoma/L	Prime	Kansas State/W	Big 12 TV	Texas A&M/W
	TVS/NBC	Oklahoma/L	Raycom	@Colorado/W	Big 12 TV	*Texas Tech/W
	TVS/NBC	Missouri/L	ABC	Missouri/W	Big 12 TV	*Kansas/L
1985-86	Raycom	@Iowa State/L	1993-94	Kansas/W	1999-2000	vs. Arizona/L
	Raycom	@Iowa State/L	ESPN	@Kansas St./W	Big 12 TV	at Kansas/L
	Raycom	@Iowa State/L	Raycom	Okla. State/L	Big 12 TV	at Texas/L
1986-87	Raycom	@Iowa State/L	ESPN	@Missouri/W	Big 12 TV	Missouri/L
	Raycom	@Iowa State/L	Prime	Iowa State/W	ESPN2	Oklahoma/L
	Raycom	@Iowa State/L	ABC	@Kansas/L	ESPN	at Oklahoma State/L
1987-88	Raycom	*Oklahoma/L	Raycom	Oklahoma/W	Big 12 TV	Kansas/L
	Raycom	@Kansas St./L	Raycom	*Kansas St./L	Big 12 TV	Colorado/W
	Raycom	Missouri/W	CBS	!NMSU/L	Big 12 TV	at Texas A&M/L
1988-89	Raycom	Missouri/W	Prime	Texas/L	Big 12 TV	*vs. Baylor/L
	Raycom	Missouri/W	Raycom	@Iowa State/W	2000-01	Metro Sports
	Raycom	Missouri/W	Raycom	Colorado/W	Sunshine SN	UMKC/L
1989-90	Raycom	Missouri/W	Prime	@Colorado/L	MSC	Miami, Fla./W
	Raycom	Missouri/W	Raycom	Missouri/L	Mizzou SN	Minnesota/L
	Raycom	Missouri/W	Prime	Oklahoma/L	Big 12 TV	Missouri/L
1990-91	Raycom	Missouri/W	ABC	@Kansas/L	Big 12 TV	Texas/W
	Raycom	Missouri/W	Raycom	Iowa State/W	Big 12 TV	Kansas/L
	Raycom	Missouri/W	Raycom	@Oklahoma/L	Big 12 TV	Iowa State/L
1991-92	Raycom	Missouri/W	ESPN	@Oklahoma/L	Big 12 TV	Oklahoma/L
	Raycom	Missouri/W	Raycom	Kansas St./W	Big 12 TV	Kansas State/W
	Raycom	Missouri/W	Raycom	@Missouri/L	Fox SW	Baylor/L
1992-93	Raycom	Missouri/W	Prime	@Missouri/L	Big 12 TV	Colorado/W
	Raycom	Missouri/W	Raycom	Iowa State/W	Big 12 TV	Kansas/L
	Raycom	Missouri/W	Raycom	*Oklahoma/W	Big 12 TV	Iowa State/L
1993-94	Raycom	Missouri/W	Prime	*Oklahoma/W	Big 12 TV	Kansas State/W
	Raycom	Missouri/W	ABC	*Missouri/W	Big 12 TV	Baylor/L
	Raycom	Missouri/W	Raycom	*Okla. State/W	Big 12 TV	Colorado/W
1994-95	Raycom	Missouri/W	ESPN	*Okla. State/W	Big 12 TV	Kansas/L
	Raycom	Missouri/W	Prime	!Penn/L	Big 12 TV	Iowa State/L
	Raycom	Missouri/W	ABC	Michigan St./W	Big 12 TV	*Kansas State/L

* Conference Tournament; INCAA Tournament; # National Invitation Tournament

The Last Time...

A Player . . .

Scored 30 points:

Nebraska—31, Tyronn Lue at Colorado, Feb. 21, 1998
Opponent—31; Darren Kelly, Texas A&M, Jan. 31, 2001

Scored 40 points:

Nebraska—42, Eric Piatkowski vs. Oklahoma, March 11, 1994
Opponent—43, Harold Miner, USC, Nov. 25, 1991

Hit 90 percent of field goal attempts (min. 9 att.):

Nebraska—1,000, Mikki Moore, at Nevada, March 18, 1997 (9-9) (NIT)
Opponent—.900, Marcus Fizer, Iowa State, Feb. 12, 2000 (9-10)

Hit 100 percent of free throw attempts (min. 10 att.):

Nebraska—10-10, Jamar Johnson at Southern Utah, Nov. 30, 1991
Opponent—11-11, Jason Daisy, Northern Iowa, Feb. 13, 1997*

Made 10 or more field goals:

Nebraska—11, Cookie Belcher, at Iowa State, March 3, 2001
Opponent—11, Marcus Fizer, Iowa State, Jan. 12, 2000

Attempted 20 or more field goals:

Nebraska—24, Cookie Belcher, vs. Oral Roberts, Nov. 18, 2000
Opponent—20, Cortez Groves, Kansas State, Jan. 8, 2000

Made five or more three-pointers:

Nebraska—7, Cookie Belcher, at Kansas, Feb. 25, 2001
Opponent—5, Clarence Gilbert, Missouri, March 1, 2000

Had 15 or more rebounds:

Nebraska—17, Brian Conklin, vs. Kansas State, Feb. 14, 2001
Opponent—15, Monte Hardge, Missouri, Feb. 4, 1998

Had 10 or more assists:

Nebraska—10, Cookie Belcher, vs. Pittsburgh, Dec. 11, 1999
Opponent—10, Nick Bradford, Kansas, Jan. 15, 2000

Had five or more blocked shots:

Nebraska—7, Kimani Ffriend, at Kansas State, Jan. 30, 2001
Opponent—8, John Flippen, Baylor, March 9, 2000 (B12T)*

Had five or more steals:

Nebraska—8, Cookie Belcher, vs. Oklahoma State, Feb. 7, 2001
Opponent—6, Nick Bradford, Kansas, Feb. 23, 2000

A Team . . .

Scored 100 or more points:

Nebraska—100, at Oklahoma, Jan. 13, 1996
Opponent—101, Texas Christian, March 15, 1999 (NIT)

Scored 40 or fewer points:

Nebraska—39, vs. Kansas State, March 7, 1984
Opponent—39, Air Force, Dec. 8, 1962

Had three or more 20-point scorers:

Nebraska—vs. Oregon, Nov. 25, 1995 (Jaron Boone, 30; Tyronn Lue, 30; Erick Strickland, 20)
Opponent—at Texas, Jan. 21, 1998 (Chris Mihm 29, Luke Axtell 25, Kris Clack 22)

Had three players with 10 rebounds:

Nebraska—vs. Texas Tech, Jan. 19, 2000 (Steffon Bradford, 16; Kimani Ffriend, 12; Louis Truscott, 11)
Opponent—at Oklahoma, Jan. 13, 1996 (Ernie Abercrombie 12, Ryan Minor, 10; Nate Erdmann, 10)

Had three players with double-doubles:

Nebraska—vs. Texas Tech, Jan. 19, 2000 (Steffon Bradford, Kimani Ffriend, Louis Truscott)

Shot 70 percent from the field:

Nebraska--.723, vs. UNC Wilmington, Dec. 5, 1997 (34-47)
Opponent--.723, vs. Kansas, Feb. 2, 1985 (34-47)

Shot 60 percent from the field:

Nebraska—.619, vs. Kent State, Dec. 21, 2000 (26-42)
Opponent—.621; Texas Christian, March 15, 1999 (36-58) (NIT)

Shot 90 percent from the free-throw line:

Nebraska—.900, vs. Missouri, Jan. 6, 2001 (9-10)
Opponent—.903, Creighton, Dec. 9, 1999 (28-31)

Attempted 40 or more free throws:

Nebraska—47, vs. Texas, Jan. 13, 2001 (29-47)
Opponent—43, Iowa State, March 3, 2001 (35-43)

Attempted 10 or less free throws:

Nebraska—9, vs. Colorado, Feb. 3, 2001
Opponent—9, vs. Miami (Fla.), Dec. 16, 2000

Made five or less free throws:

Nebraska—5, vs. Colorado, Feb. 3, 2001
Opponent—0, at Pittsburgh, Dec. 2, 2000

Made 10 or more three-pointers:

Nebraska—12, vs. Kansas, Feb. 25, 2001
Opponent—10, Alaska-Fairbanks, Dec. 9, 2000

Did not make a three-pointer:

Nebraska—0, at Colorado State, Dec. 12, 1998
Opponent—0, Toledo, Nov. 24, 1995

Had 60 or more rebounds:

Nebraska—60, vs. Oral Roberts, Dec. 22, 2000
Opponent—62, at Colorado, Feb. 15, 1975

Had 30 or more assists:

Nebraska—35, vs. Northeastern Illinois, Dec. 21, 1994
Opponent—30, at Iowa State, Feb. 3, 1993

Had 15 or more steals:

Nebraska—15, vs. Oklahoma State, Feb. 7, 2001
Opponent—15, vs. Oklahoma State, Feb. 7, 2001

Had 10 or more blocks:

Nebraska—11, vs. Texas A&M, Feb. 27, 1999
Opponent—10, Texas Christian, March 15, 1999 (NIT)

Had 20 or more turnovers:

Nebraska--23; at Colorado, Feb. 17, 2001
Opponent--20, Colorado, Feb. 8, 2000

Had 10 or fewer turnovers:

Nebraska—10, vs. Texas A&M, Feb. 28, 2001
Opponent—8, at Iowa State, March 3, 2001

Nebraska defeated a ranked team:

No. 22 Texas, Jan. 13, 2001

Nebraska defeated a top five team:

No. 3 Missouri, March 12, 1994 (98-91) (B8T)

Nebraska defeated a ranked team on the road:

No. 24 Kansas, Feb. 10, 1999

Nebraska won five straight games:


5, Games 6-10, Dec. 9, 2000-Dec. 22, 2000

Nebraska won 10 straight games:

10, Games 3-12 in 1994-95, Nov. 27-Dec. 31, 1994

NEBRASKA BASKETBALL

ABOUT NEBRASKA



{ THROUGH THE DECADES }

HUSKER CENTURY



Entering its 105th year of Husker basketball, Nebraska is looking to build on two of the strongest decades in school history. Nebraska has averaged nearly 18 wins per season over the past 15 years, making 10 postseason tournaments in that span.

1897-1906

Nebraska posted a 59-26 (.694) record in its first decade of basketball, including three perfect seasons. In those 10 years, the Huskers were coached by Frank Lehmer, T.P. Hewitt, E. Berry, Fred Morrell, Walter Hiltner and R.G. Clapp.


1907-16

The last five teams of the Huskers' second decade all posted winning records. The 1911-12 team (below) won the school's first Missouri Valley Conference title and then repeated as champs in 1912-13 and 1913-14.




1917-1926

Nebraska fashioned its first-ever 20-win season in 1919-20, finishing 22-2 and setting a school record for wins that stood until 1990-91. During the decade, Nebraska was 111-71 (.610) and had six winning campaigns.



"We are in this to win a national championship. We will win a national championship in basketball at Nebraska."

-- Head Coach Barry Collier at first press conference



1957-66

Stu Lantz (above) capped off an otherwise disappointing decade by leading the Huskers to a second-place Big Eight finish and first-ever NIT appearance in 1965-66. The Huskers' 20-5 record was their first 20-win season since 1919-20. Lantz, who finished second to KU's Jo Jo White in the Sophomore-of-the-Year balloting, would go on to become a third-round NBA draft pick. For the decade, NU was 102-142 (.418).

1967-1976

Nebraska finished above .500 for the decade with a 147-111 (.570) record. Marvin Stewart became the first player to average 20 points in a season in 1970-71. The Huskers closed out the decade with a third-place Big Eight finish in 1975-76 and said goodbye to the Nebraska Coliseum. Jerry Fort earned three straight first-team all-conference awards from 1974-76.

1997-Present

Nebraska has continued its dominance while starting its second century of play. The Huskers have added a pair of 20 win seasons to bring Nebraska's total to 11 in history, and seven in the past 15 years. NU was also one of just 15 schools to appear in at least nine consecutive postseason tournaments from 1991 to 1999.

1927-1936

NU opened the decade in the Nebraska Coliseum, but didn't have much of a home-court advantage, finishing under .500 at home in 1925-26. In 1928-29, Nebraska joined Missouri, Kansas, Kansas State, Iowa State and Oklahoma to form the Big Six Conference.

1937-1946

Nebraska's record of 65-120 (.351) in the decade was its worst ever. Twice, in 1943-44 and 1944-45, the Huskers mustered only two wins. Sid Held and Don Fitz earned first-team All-Big Six honors in 1940-41.

1947-1956


The Huskers were 102-141 (.420) in the decade. However, the 1948-49 team tied for first in the Big Seven Conference and beat Oklahoma to advance to the NCAA District Tournament. Claude Retherford was a first-team All-Big Seven pick that season and led the team in scoring. In 1949-50, Bus Whitehead earned first-team all-conference honors as NU tied Kansas and Kansas State for the Big Seven title.

1977-1986

The Cornhuskers posted a 175-119 (.595) record in this decade, including a 15-14 ledger in 1976-77, the first season at the Bob Devaney Sports Center. In 1977-78, the Huskers earned their second postseason tournament bid and first since 1966-67, advancing to the second round of the NIT. NU posted 20 wins twice during the decade (1977-78, 1982-83).

1987-1996

The Huskers enjoyed their most successful decade, winning 20-or-more games five times. Nebraska advanced to the NCAA Tournament four times, won its first-ever Phillips 66 Big Eight Tournament trophy in 1993-94 and captured the NIT Championship in 1995-96. For the decade NU was 185-131 (.585).




{ NEBRASKA COACHES }

EXPERIENCED STAFF

N

Nebraska Head Coach Barry Collier has a proven track record with over 200 wins in 12 seasons while helping his teams to three NCAA Tournaments and three NIT berths. Ten student-athletes have earned all-conference honors under Collier, including two conference players of the year, while he has been named league coach of the year on four occasions. His staff has combined for nearly 50 years of collegiate coaching experience, providing the Huskers with valuable knowledge and leadership on and off the floor.



Collier's Teams Have:



- ▶ Averaged more than 17 victories per season over the last 12 years.
- ▶ Gained at least 10 conference wins four times in the past six seasons.
- ▶ Advanced to the NCAA Tournament three times and to the NIT on three occasions.
- ▶ Produced one academic All-American and one NCAA postgraduate scholarship winner while graduating 40-of-42 seniors.
- ▶ Held opponents to 60 points or less in nearly one-third of the games with Collier on the bench.

"(Barry Collier) is a flat-out winner. He understands every phase of the game and has the ability to get the maximum out of his players. He is a solid choice to coach in the Big 12 and to bring success to the Cornhuskers."

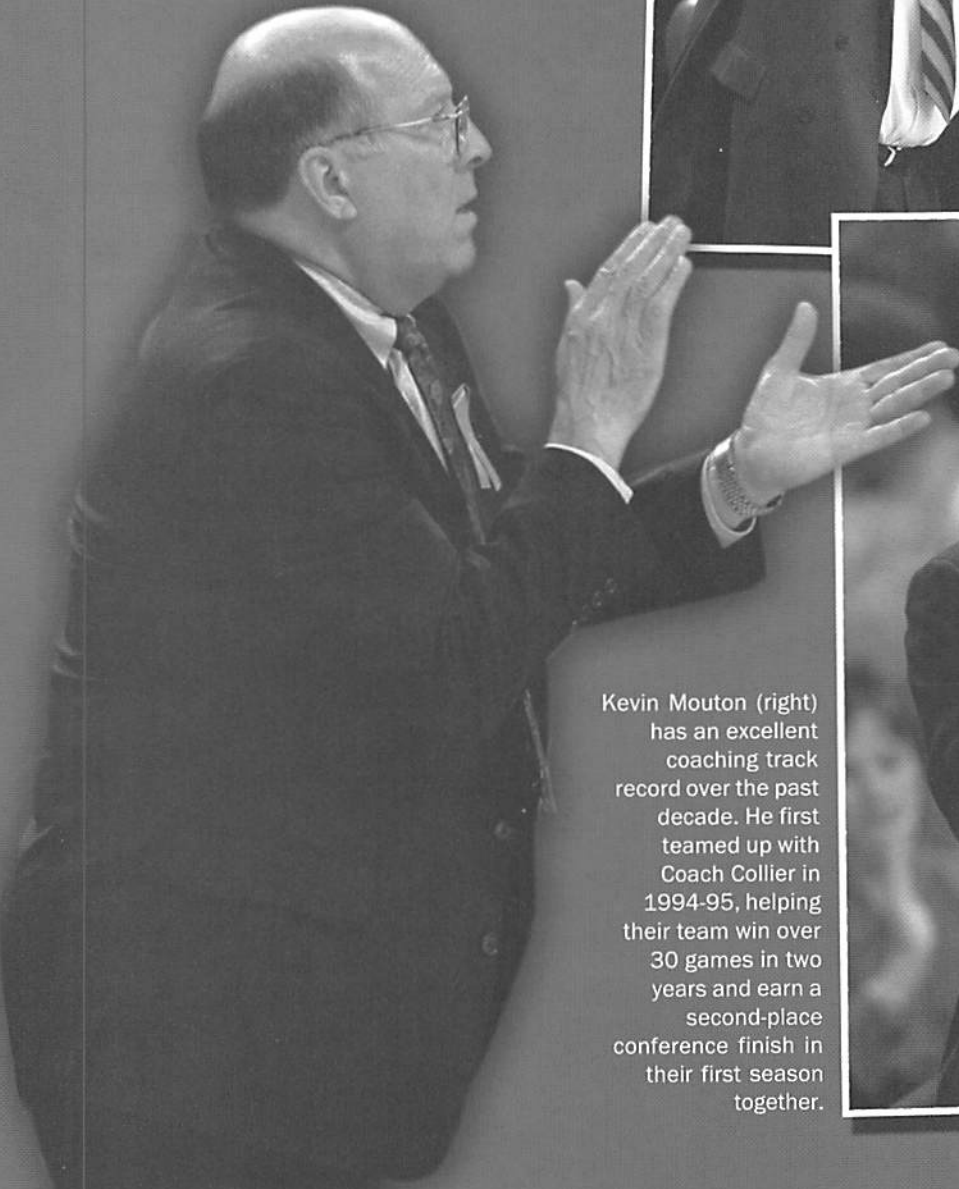
—Dick Vitale, ESPN Analyst

Reggie Rankin (right) has provided excellent support and on-the-floor coaching over the past seven years. He has had two players under his guidance go on to promising careers in the NBA (Jumaine Jones of the Cleveland Cavaliers and Antonio Daniels of the San Antonio Spurs). He has helped coach two teams to NIT berths, with one resulting in an NIT Final Four appearance.

Dave "Soupy" Campbell (below) has 25 years of head coaching experience where he compiled a 585-236 career record, including a 353-105 mark at national junior college powerhouse Nebraska Western CC. His teams placed in the top eight at the national tournament on four occasions and won seven region titles, while he was honored as Junior College Coach of the Year in 1994-95 by the National Association of Basketball Coaches.



Kevin Mouton (right) has an excellent coaching track record over the past decade. He first teamed up with Coach Collier in 1994-95, helping their team win over 30 games in two years and earn a second-place conference finish in their first season together.



{ HUSKER GAME DAY }



MAGICAL EXPERIENCE

N

Through 25 seasons in the Bob Devaney Sports Center, fans have created an intimidating environment for opponents. The Huskers own an all-time record of 296-90 (.767) in the building, including a 175-25 (.875) mark vs. non-conference opponents. Nebraska, which is 133-40 (.769) at home since the start of the 1990-91 season, looks for an even bigger advantage this season with the return of the "Red Zone" for Husker students.

Husker Basketball Facts

- ▶ Nebraska is one of seven NCAA Division I institutions with 1,000 or more all-time basketball wins and more than 700 all-time football wins.
- ▶ Nebraska has traveled to Europe, Australia, Hawaii (five times), Alaska and Puerto Rico (four times) during the last 12 years.
- ▶ The Big 12 Conference had six schools rank in the top 40 nationally in attendance.





Always a fan favorite, Nebraska's Lil' Red was voted the nation's No. 1 mascot by the National Cheerleaders Association in 1999.

The award-winning Nebraska Yell Squad and Big Red Express band lead the Devaney Center's 13,500 faithful on game day, helping to create a memorable game-day atmosphere that is enjoyed by Husker fans of all ages.



"Nebraska athletics are very important to the state and the people of Nebraska do an outstanding job of supporting our basketball team. Our crowd gives us a distinct home-court advantage, with their enthusiasm, especially in conference games. They get us energized to play well."

-- Andy Markowski, Husker Forward 1996-1999



More than 1.8 million fans packed the Devaney Center during the 1990s to watch Nebraska basketball. After receiving \$7.9 million in improvements (including HuskerVision screens) in 1999, the 13,500-seat Bob Devaney Sports Center is one of the best venues in the Big 12 and the nation.

{ HUSKERS IN THE PROS }

NBA PIPELINE


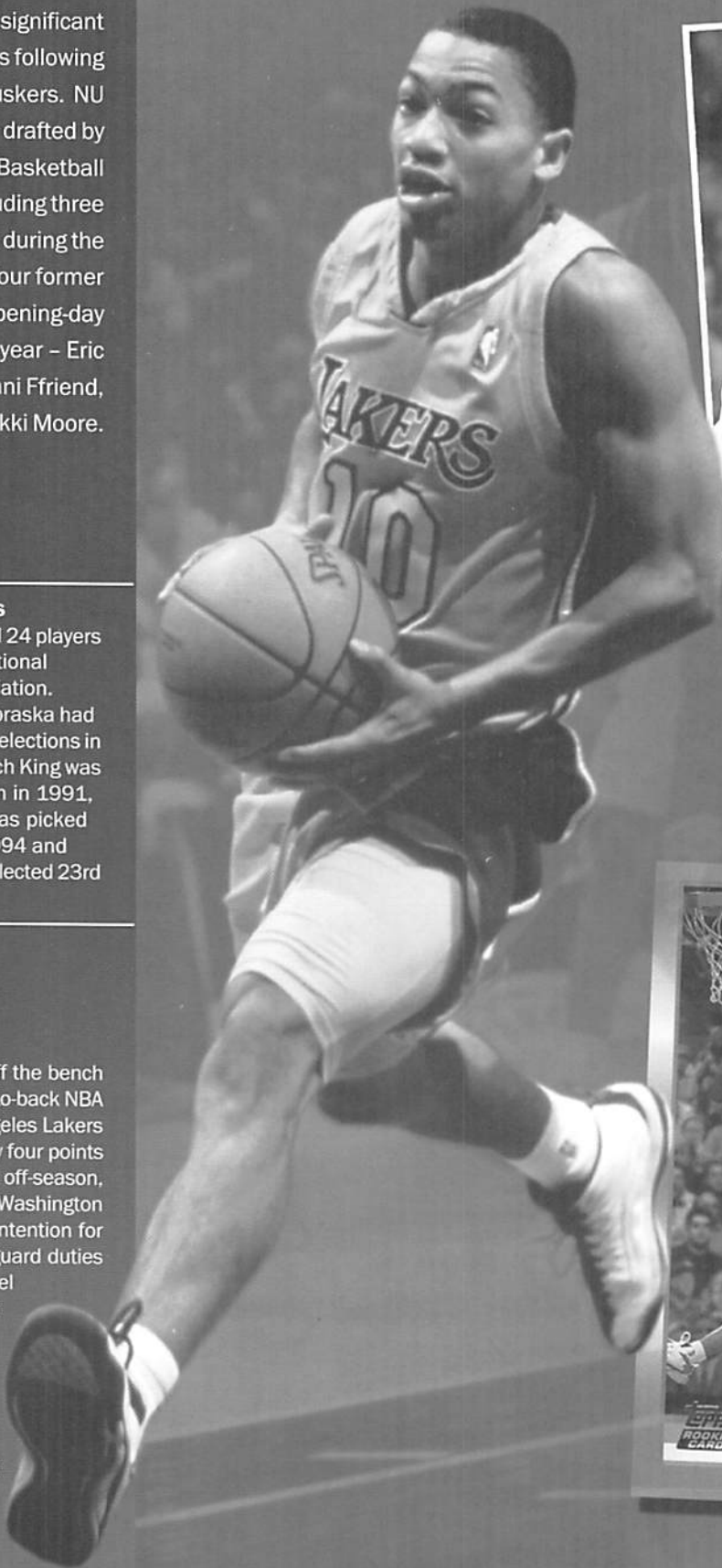
N

Nebraska players have enjoyed significant professional success following their careers as Huskers. NU has had 24 players drafted by the National Basketball Association, including three first-round picks during the 1990s. At least four former Huskers will be on opening-day rosters this year – Eric Piatkowski, Kimani Ffriend, Tyronn Lue and Mikki Moore.


Husker Draft Facts

- ▶ Nebraska has had 24 players drafted by the National Basketball Association.
- ▶ In the 1990s, Nebraska had three first-round selections in the NBA Draft. Rich King was the 14th selection in 1991, Eric Piatkowski was picked 15th overall in 1994 and Tyronn Lue was selected 23rd in 1998.

Tyronn Lue came off the bench last year for the back-to-back NBA Champion Los Angeles Lakers and averaged nearly four points per contest. In the off-season, Lue signed with the Washington Wizards and is in contention for the starting point guard duties alongside Michael Jordan. Lue was originally drafted 23rd in the 1998 NBA Draft by the Denver Nuggets, but was immediately traded to the Los Angeles Lakers.






Mikki Moore (above) signed a three-year contract that could total \$9.4 million with the Detroit Pistons in August of 2000. Last year he averaged 4.4 points and 3.9 rebounds in 81 games for the Pistons.




"The Nebraska program from top to bottom was first class. My four years in Lincoln were some of the best years of my life. I enjoyed the experience athletically and academically."


-- Erick Strickland, former Dallas Maverick



During his career, Erick Strickland (above) averaged more than six points and three assists per game playing for the Dallas Mavericks, New York Knicks and Vancouver Grizzlies. Rich King (top right), a 1991 first-round draft pick, played center for the Seattle SuperSonics from 1991-1995. Dave Hoppen (top middle), Nebraska's all-time leading scorer, was drafted by the Atlanta Hawks in 1986 and was the second pick of the 1988 expansion draft by the Charlotte Hornets.



Eric Piatkowski enters his eighth season with the Los Angeles Clippers after starting 136 games and averaging more than 10 points per game over the last four seasons. Piatkowski was part of four Husker NCAA Tournament teams and is second on NU's all-time scoring list. Piatkowski signed a four-year, \$12 million contract in 1999.



{ THE MEDIA }

NATIONAL ATTENTION

N

With the resurgence of the Nebraska basketball program under second-year head coach Barry Collier, media attention is at an all-time high. Nebraska is scheduled to make at least 10 national or regional television appearances during the 2001-02 season. The media attention isn't limited to television broadcasts as the Huskers are consistently covered by national print publications such as USA Today, Sports Illustrated, The Sporting News and Basketball Times.



Local and national media outlets converge on Lincoln on game days. The Huskers will make at least 10 national or regional television appearances in 2001-02.



Husker Media Facts


- ▶ Nebraska has averaged more than 12 regional or national appearances in the last nine seasons.
- ▶ The Huskers have made eight postseason trips in the last 10 seasons.
- ▶ Nebraska has traveled to Europe, Australia, Hawaii (five times), Alaska and Puerto Rico (four times) during the last 12 years.

{ OUTREACH }
GIVING BACK



Nebraska athletes, coaches and staff hosted the 10th-annual "School is Cool" Jam in 2001, attracting more than 11,000 children to the Devaney Sports Center. Both the NCAA and the National Consortium for Academics and Sports have endorsed the nationally acclaimed "School is Cool" Jam.

The Nebraska basketball team gives back to the community in many ways. Husker players help mentor youths in local schools, visit children in hospitals and travel the state on the Dedicated to Excellence tour. The Huskers have also played a large part in the yearly "School is Cool" Jam and the citywide "Read to Win" program.



Nebraska's Cary Cochran represented the Huskers for "I've Got Heart," a new program where student-athletes speak to children in elementary and middle school about issues of determination, courage, overcoming adversity and positive self-esteem.

{ HOME-COURT ADVANTAGE }

DEVANEY CENTER

N

Named after NU's longtime football coach and athletic director, the 13,500-seat Bob Devaney Sports Center is the home to Husker men's and women's basketball, gymnastics, swimming and diving, track and field and wrestling teams. The Devaney Center has hosted numerous NCAA postseason events since its opening in 1976. Before the 1999-2000 season, the Bob Devaney Sports Center underwent \$7.9 million in renovations inside the arena and in the concourse areas.



The Nebraska locker room (above) and ready room (left) in the Bob Devaney Sports Center have both been completely refurbished in recent years. The Devaney Center also houses a complete weight facility (below, left).



Devaney Center Facts

- ▶ Nebraska has posted less than eight home victories only once (1976-77) in the 25-year history of the Devaney Center.
- ▶ Since 1990-91, only 14 schools have exited the Devaney Center with a win (40 times), including just eight that have won more than once in the building. Eight of the last 18 teams to win at Devaney have been ranked 20th or higher.



"The atmosphere at the Devaney Center is as good as any in the Big 12, and the addition of the HuskerVision boards has added something special that few places in the country can duplicate. When they announce the starting lineups, the sound is absolutely deafening."

-- Cary Cochran, Husker Guard, 1998-present

The main concourse of the Bob Devaney Sports Center received extensive renovations in 2000, with the addition of a Husker Hall of Honor (right) and a Husker Walk of Fame (below). The displays in the concourse areas highlight more than 100 years of Nebraska athletics and 25 years of Husker women's sports.



A timeline (left) placing Nebraska athletic events in history, along with trophy cases and memorabilia and photo displays add to a winning atmosphere.



Two HuskerVision replay screens were added inside the arena, along with hustle-stat boards and digital message boards. The new sound system, lighting system and ring of honor add to the atmosphere in the arena, as do the addition of chairback seating on the arena floor.

{ ALL-SPORT FACILITIES }

HOME OF CHAMPIONS



Nebraska's top facilities aren't limited to the basketball program. Nearly every sport at Nebraska enjoys a venue that ranks among the nation's best.

With a \$44.5 million athletic department budget, Nebraska is dedicated to providing its athletes with a top-notch game-day and practice atmosphere in every sport.



Nebraska baseball will begin its 2002 season in a new venue, Haymarket Park, which was completed in June of 2001. The \$25.53 million complex will also house a new softball field. Among Haymarket Park's many features are heating coils under the playing surface that will allow the Huskers to practice throughout the winter months. The park is home to the Lincoln Saltdogs during the summer.




Nebraska's Memorial Stadium is home to an NCAA-record 247 consecutive sellouts dating back to 1962. Skyboxes and an improved media facility were added in 1999 at a cost of \$36.1 million.



2nd DOWN		
HUSKERS	1:45	CYCLONES
21	0	0
THE WIFE LEFT	11:20	1:00 LEFT
2ND	11:20	11:00
FIRST FEDERAL LINCOLN		

"We have been fortunate to enjoy the finest facilities in the conference for the better part of two decades."

-- NU Athletics Director Bill Byrne



The Nebraska Indoor Track and Field facility (above) was given a \$2.7 million facelift in 2000, distinguishing it among the world's best. The facility features a hydraulic-banked track, one of three in the nation and only seven in the world.

Home to NU's national champion volleyball team, the 4,200-seat Nebraska Coliseum is one of the premier facilities in college volleyball and gives the Huskers a definitive home-court advantage


To view 360° photographs of Nebraska's facilities visit huskers.com

{ HUSKER POWER }

STRENGTH OF NEBRASKA

N

Husker Power, the model strength and conditioning program in the nation, plays a large part in Nebraska's continued success. With 14 full-time members, eight graduate assistants, 11 student staff positions and four consultants, Nebraska's Performance Team is one of the most intricate strength and performance organizations in the nation. The 30,000 square-foot strength training facility is one of the largest in the nation and provides athletes with the latest in strength and conditioning equipment.




**HUSKER
POWER™**

Nebraska's 30,000 square-foot strength training facility has set the standard for weight rooms across America. Located under Memorial Stadium's west wing, the strength complex is one of the nation's largest and finest. Several other universities have expanded their weight rooms, but Nebraska is still a step ahead. NU has three weight rooms in all, including ones in the Devaney Center and the NU Coliseum.

To learn more about the NU Athletic Department and Husker Power visit huskers.com and huskerpower.com.

"The University of Nebraska strength development program is the model for others in the country."

-- Phillip Hage, editor of *Physician and Sports Medicine Magazine*



Three Reasons For Success

1. Program - The Husker Power strength and conditioning program is individualized for each athlete. The Performance Buffet enhances performance as does the motivation and visualization program.
2. Supervision - The Athletic Performance Team combines nine full-time strength and conditioning specialists and two certified nutritionists. The Performance Team provides a wide range of services to help athletes prepare for successful athletic careers.
3. Facilities - The NU Strength Complex is recognized as the finest in the country. The Husker Power facilities also include the Bob Devaney Sports Center weight room. The Performance Buffet is also nationally recognized for improving the performance of NU's athletes. The Wayne Meylan room is used for supplements and for body composition testing.

NEBRASKA FOOTBALL



Lifter of the Year awards are given annually to the top lifters in every sport. Todd Beckerman (wrestling, left) and Laura Pilakowski (volleyball, right) were named the Husker Power Athletes of the Year in 2000-01.

{ NUTRITION }

A HEALTHY DIET



Nebraska is the only school in the country with two full-time nutritionists catering to the needs of athletes at home and on the road.


Lisa Kopecky, a registered dietician, works with eight nutrition student-assistants to create services that reach all of Nebraska's 23 sports.

Instructional videos are frequently shown while student-athletes dine, exposing them to topics such as staying hydrated, taking advantage of offseason efforts to gain

lean mass or lose body fat and utilizing Nebraska's three-step nutrition system when eating at the Performance Buffet.



Making solid nutritional choices not only helps an athlete become stronger, but also enhances game-day performance.



NEBRASKA





The Nebraska Performance Buffet serves breakfast, lunch and dinner every day for all Husker student-athletes.

{ ATHLETIC MEDICINE }

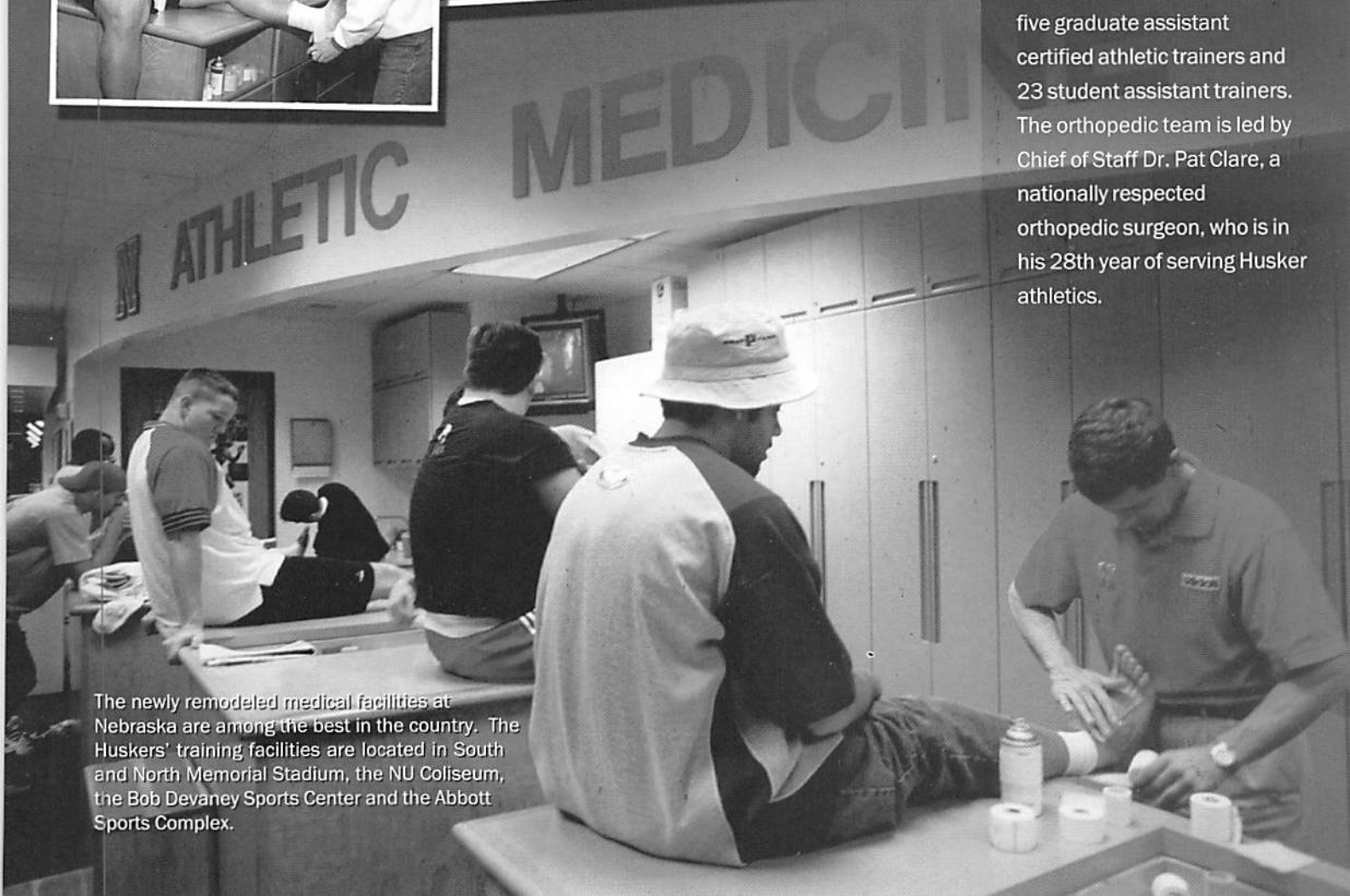
THE CUTTING EDGE

Nebraska's athletic medicine staff provides Husker athletes with highly trained medical care year round. Training rooms are located in Memorial Stadium, the Devaney Sports Center and the NU Coliseum.



Providing expert care to more than 700 Husker student-athletes, Nebraska's Athletic Medicine department has one of the most highly trained and highly skilled staffs in the country. Under the guidance of Director of Athletic Medicine Dr. Lonnie Albers and Head Athletic Trainer and Physical Therapist Jerry Weber, the 2001-02 Nebraska Athletic Medicine staff consists of five doctors, two therapist/trainers, five athletic trainers,

five graduate assistant certified athletic trainers and 23 student assistant trainers. The orthopedic team is led by Chief of Staff Dr. Pat Clare, a nationally respected orthopedic surgeon, who is in his 28th year of serving Husker athletics.




The newly remodeled medical facilities at Nebraska are among the best in the country. The Huskers' training facilities are located in South and North Memorial Stadium, the NU Coliseum, the Bob Devaney Sports Center and the Abbott Sports Complex.

{ NEBRASKA'S STUDENT-ATHLETES }

ACADEMIC SUCCESS



The success of Nebraska athletes is not limited to the athletic arenas. More Husker student-athletes have been selected to Verizon/CoSIDA Academic All-America teams than from any other school in the country, and more Huskers have earned academic all-conference honors than athletes from any other league school. Nebraska has led the Big 12 in graduation rates in four of the conference's five years.



Academic Facts

- ▶ Nebraska has the highest number of first-, second- and third-team Verizon/CoSIDA Academic All-Americans in the nation with 181, 46 more than any other school. Nebraska has seen 100 of those earn first-team honors, including 26 since 1990.
- ▶ Husker student athletes have earned 13 NCAA Today's Top Eight Awards, more than any other school. The football team has nine honorees, the most of any individual sport in the nation.
- ▶ The Nebraska program received the Champs/Life Skills Program of Excellence Award in 1998-99 as presented by the Division I-A Athletic Directors. Nebraska was one of seven schools to earn the honor in recognition of a comprehensive and successful life skills program for all student-athletes.

Academic All-Americans

Nebraska 181


Notre Dame 135

M.I.T. 107

Bucknell 100

Illinois
Wesleyan 97


All teams, all sports as of August 2001



Nebraska had three seniors graduate in 2001, bringing the total number of seniors who have graduated while playing under Coach Collier to 40 (of 42).

"The combination of a world-class university and Big 12 basketball is an incredible opportunity for our students-athletes. Truly, we offer the best of both worlds."

-- Nebraska Head Coach Barry Collier



Nebraska has been tabbed one of 36 flagship universities and is considered one of the best values among the nation's colleges and universities by the Centers for Studies in College Enrollment.

The Nebraska

Academic Experience:

From the day student-athletes decide the University of Nebraska is the right place to be, the athletic academic counseling unit provides personal support, academic support and professional development to ensure that student-athletes will get the most out of their years as Huskers.



Step 1: Professional Development Counseling at NU

Career Exploration

Knowing that less than 1 percent of all collegiate athletes advance to professional sports, Nebraska pioneered a comprehensive Career Counseling Program for student-athletes in 1988. This program has been modeled by many other NCAA institutions and is now a component of the NCAA Life Skills Program. The exploration phase has programs designed to help with career selection and clarification. These programs include: interest inventories, Nebraska Career Information System (an interactive computerized career guidance program), monthly career nights, career fairs, shadowing experiences, internships and cooperative education.

Career Planning

An important aspect of preparing for a career is the teaching of job-development skills. At Nebraska, methods are taught to improve these skills, including resume development, cover-letter writing, job search strategies, interviewing skills, and graduate, law and medical school placement assistance.

Career & Graduate School Placement

Assistance is provided in securing full-time employment upon graduation. Both the University Career Services office and Alumni office play an instrumental role in the placement process. Guidance is also provided for those with plans for graduate education. Student-athletes have access to graduate career fairs, test preparation, application workshops and postgraduate scholarships.


Cookie Belcher (left) and Rodney Fields (above) graduated last year while excelling on the court under Coach Collier.

{ NEBRASKA'S STUDENT-ATHLETES }

ACADEMIC SUPPORT



Featuring one of the most innovative and comprehensive academic support systems in the country, the University of Nebraska is dedicated to helping its student-athletes become outstanding leaders in their chosen fields. The athletic support team is comprised of 11 full-time staff members and tutorial staff addressing all subject areas.



The Hewit and Boekel Academic Centers house Nebraska's academic counselors and refurbished 51-terminal computer lab. Nebraska is committed to being a national leader in advancements in learning and technology.

Step 2: Academic Guidance
Education Assessments

During new student-athlete orientation, the academic staff administers a variety of educational assessments to student-athletes to better determine academic strengths and areas for improvement. The results help counselors and athletes to develop a personalized academic support team.

Tutorial Support

One of Nebraska's largest and perhaps most beneficial support services for student-athletes is the Tutorial Program. Mentor tutors and subject tutors assist student-athletes in making successful transitions into college, while experiencing academic success.



Supplemental Instruction

A sub-component of the tutorial program, this program is effective in helping student-athletes get adjusted to college academics, while enhancing academic self-esteem and study skills.

Academic Supervision


Counselors monitor daily progress of student-athletes and receive feedback from faculty regarding course progress and status. Counselors monitor athletic eligibility and work cooperatively with faculty advisors to develop a graduation timeline.

Computer Resources

State-of-the-art software programs in the newly expanded Hewit Center 51-terminal computer lab allow students to become more efficient and productive. The lab features both IBM and Macintosh computers complete with laser-jet printers. Students can also access laptop computers for extended away competitions.




Nearly 250 student-athletes were honored at the 2001 Academic Awards Banquet, including the male student-athlete of the year, Kyle Vanden Bosch, and female student-athlete of the year, Angie Oxley.




"It's great to see the progression when one player comes in and sees the things past players have done academically, and that new player then mimics what has already been done. Once the ball gets rolling, the student-athletes start to expect to achieve at that high level."

-- Dennis LeBlanc, NU Associate A.D./Academics



In order to monitor the academic and graduation progress of Husker student-athletes, the counselors dedicate extensive time toward academic supervision.



Step 3: Personal Support Student-Athlete Orientation

The Hewitt Center coordinates an annual New Student-Athlete Orientation program aimed at helping student-athletes experience a smooth transition into college life.

NCAA Life Skills Program

Student-athletes receive expert education and intervention regarding personal and social issues.

Campus administrators, national experts and former student-athletes share information and insights to assist student-athletes in making responsible decisions. During the 1998-99 year, Nebraska was one of seven schools to receive the Program of Excellence award in recognition of creative and comprehensive Life Skills programming efforts.



Personal Counseling

Counseling staff members provide student-athletes with a supportive and caring environment. Areas addressed within personal counseling include: transitional issues, stress management, academic focus and personal crisis intervention. Referrals are also made to professionals at the University Health Center.

Multi-Cultural Support

This program is designed to enhance cultural awareness for all student-athletes to help build a supportive, caring environment while learning about different cultural backgrounds.

Student-Athlete Advisory Board

Student-athletes from every sport meet regularly with athletic department administrators in order to be included on all decisions affecting their personal, academic and professional development. The Board was recognized by *College Athletic Management* magazine as the top student organization in the nation and has been a model for many other universities.

Husker Outreach Program

Involvement in the award-winning Husker Outreach Program gives Husker student-athletes the opportunity to make a positive impression on youth, while the student-athletes further develop their own leadership and interpersonal skills. Through Ventures in Partnership activities, National American Education Week and the "School is Cool" Jam sessions, more than 100,000 youth statewide hear motivational and inspirational messages.

NU student-athletes who continue with graduate school received more than \$102,000 in postgraduate scholarship money in 2000.

ACADEMICS

"DEDICATED TO

{ UNIVERSITY OF NEBRASKA }

LEADING THE WAY



As one of the nation's premier public institutions, the University of Nebraska-Lincoln is committed to undergraduate learning and world-class research.

In early 2001, UNL was named to a national list of 16 schools that serve as models for other institutions by the Association of American Colleges and Universities.

Quality instruction is emphasized in UNL's 147 undergraduate majors, which are spread through UNL's nine undergraduate colleges.



The University of Nebraska was chartered by the Nebraska Legislature in 1869 as the state's public university and land-grant institution. Founded in Lincoln, the University of Nebraska was expanded in 1968 into a state educational system now comprising four campuses under the guidance of a Board of Regents and a central administration.



To learn more about the University of Nebraska visit unl.edu.

"I can honestly say that I do not remember a time when the prospects for enhancing the academic quality or reputation of this University were brighter."



-- UNL Chancellor Harvey Perlman

The University of Nebraska campus is home to the nationally renowned Sheldon Memorial Art Gallery and Sculpture Garden, the Christlieb Collection of Western Art and the Lied Center for Performing Arts. The University of Nebraska State Museum boasts a world-class fossil collection. Love Library (right) is undergoing a \$12.8 million renovation, which will be completed in the Spring of 2002.



Famous Nebraska Alumni

- ▶ **George W. Beadle**
Class of 1926, Geneticist
Genetic pioneer earned 1958 Nobel Prize
- ▶ **Warren E. Buffett**
Class of 1951, Financier
Chairman & CEO of Berkshire Hathaway Inc.
Second on Forbes 400 List
- ▶ **Johnny Carson**
Class of 1949, Entertainer
Host of NBC's Tonight Show, 1962-92
- ▶ **Willa Cather**
Class of 1895, Author
1923 Pulitzer Prize winner for One of Ours
- ▶ **Harold E. Edgerton**
Class of 1925, Inventor
Inventor of strobe light for high-speed photography
- ▶ **Barbara Hendricks**
Class of 1969, Opera Singer
Internationally acclaimed lyric soprano
- ▶ **Leta Stetter Hollingworth**
Class of 1906, Educ. Psych.
Founder of first school for gifted children
- ▶ **Bob Kerrey**
Class of 1966, Political Leader
Former presidential candidate
U.S. Senator, 1988-2000
- ▶ **Shane Osborn**
Class of 1996, Navy Pilot
Pilot of Navy plane detained in China in April 2001
- ▶ **Gen. John J. Pershing**
Class of 1893, Military Strategist
American Expeditionary Forces Commander in WWI



The \$30 million George W. Beadle Center for Genetics and Biomaterials Research (below) provides a new focus for research and development in biotechnology, biochemistry, biological materials and chemical engineering and related fields.



The Esther L. Kauffman Academic Residential Center (above) was completed in May of 2001 and will house the J.D. Edwards Honors Program in Computer Science and Management.

{ LINCOLN }


ALL-AMERICA CITY



Featuring the advantages of an urban setting, the Star City is only minutes away from the scenic beauty and wide open spaces of America's

Heartland. Living in Lincoln enables one to enjoy the benefits of life in a city, while residing in a community that consistently lists one of the lowest crime rates in the nation among cities its size.

The American Institute of Architects declared Nebraska's State Capitol to be one of the modern architectural wonders of the world.



Lincoln's population of 225,000 makes it the second-largest city in the Big 12 Conference.



Nebraska's capital city, Lincoln has more than 6,000 acres of parks, including 10 lakes, 11 municipal swimming pools, more than 30 miles of paved bike paths and trails and 10 public golf courses.




{ NEBRASKA }

THE GOOD LIFE




Nebraska's largest city is Omaha (left) with a population of 716,998, which is less than an hour's drive from Lincoln.

Omaha is home to the Omaha Royals, the Kansas City Royals' Class AAA farm team, the NCAA College World Series (right) and the Strategic Air Command Museum (below).



Nebraska residents truly live "The Good Life." The state features major metropolitan areas, including Lincoln and Omaha, which is the telecommunications capital of the nation, and plenty of history as well. The state also

features a diverse landscape ideal for those who enjoy the great outdoors, whether it be hiking, biking, hunting or fishing. Located in the heart of the nation's heartland, Nebraska is centrally located and just a few hours from Chicago, Denver and Kansas City.



Relax, play or fish in the 23,000 miles of rivers and streams or the 250 public lakes and reservoirs that make up the state of Nebraska. Lake McConaughy (below) features 100 miles of Caribbean-like white beaches.

Nebraska also features some of the best golf courses not only in the Midwest, but in the world. Sand Hills Golf Club was recently named as the No. 1 course built since 1960 by Golf Digest. Nebraska has more than 175 golf courses in all.

Prominent People With Nebraska Ties

- ▶ **Grover Cleveland Alexander** (1887-1950)
Major League Baseball Hall of Fame Pitcher
- ▶ **Richie Ashburn** (1927-1997)
Major League Baseball Hall of Fame Outfielder
- ▶ **Marlon Brando** (1924-)
Academy Award-Winning Actor
- ▶ **Henry Fonda** (1905-1982)
Academy Award- and Tony Award-Winning Actor
- ▶ **Gerald R. Ford, Jr.** (1913-)
U.S. President & Vice President
- ▶ **Bob Gibson** (1935-)
Major League Baseball Hall of Fame Pitcher
- ▶ **Clifford Hardin** (1915-)
U.S. Secretary of Agriculture
- ▶ **Peter Kiewit** (1900-1979)
Construction Magnate & Philanthropist
- ▶ **Nick Nolte** (1941-), Actor
Academy Award Nominee
- ▶ **Gale Sayers** (1943-)
National Football League Hall of Fame Running Back
- ▶ **Darryl F. Zanuck** (1902-1979)
Film Producer, Co-Founder of 20th Century Fox


To learn more about the State of Nebraska visit nol.org.

{ HUSKER ATHLETICS }

NATIONAL POWERS



One of the nation's premier athletic programs, Nebraska is dedicated to and successful in all 23 of its varsity sports. Nebraska finished 13th in the Sears Director's Cup Standings, its sixth consecutive top-15 finish. Under the leadership of Director of Athletics Bill Byrne, Nebraska continues to build on its tradition with each season. Nebraska claimed two team national titles last season and has won 20 team national titles since 1970.



The Nebraska football team, winner of five national titles since 1970, finished the 2000 season ranked eighth, following a 66-17 rout of 18th-ranked Northwestern in the Alamo Bowl. It marked the 32nd straight year Nebraska has won at least nine games.



The men's and women's track and field team each claimed Big 12 indoor titles, led by Lesley Owusu's (left) league record in the 600.



The 2000 Nebraska volleyball team became just the second squad in collegiate history to complete a national championship season undefeated. The Huskers went 34-0 and defeated Wisconsin in five games for the NCAA title.

"I can't go without saying how impressed I am by the Nebraska fan base. Whether it be for women's volleyball or football, there's nothing like the Big Red."

-- President George W. Bush

2000-01 Big 12 Finishes in Sears Director's Cup*

Rk.	Team	Points
13.	Nebraska	753
18.	Oklahoma	698.5
19.	Texas	672
26.	Texas A&M	517
27.	Colorado	500
38.	Oklahoma State	450
49.	Missouri	365.5
53.	Baylor	336.5
54.	Iowa State	336
60.	Kansas State	298.5
79.	Kansas	217.5
83.	Texas Tech	207

* Does not include points earned from bowling or rifle

Athletic Notes

- ▶ Eleven of NU's 23 athletic teams earned top-20 national finishes in 2000-01.
- ▶ Nebraska's athletic teams took home conference titles in baseball, soccer, volleyball, women's gymnastics, softball and men's and women's indoor track. In addition the baseball and soccer teams each won Big 12 Tournament titles.



The Nebraska women's bowling team claimed its fourth national title in six years after defeating Arizona State in the final with a 192.2 average.




The Husker baseball team advanced to the 2001 College World Series in Omaha for the first time in school history. Nebraska claimed both the Big 12 regular-season and tournament crowns en route to finishing the season 50-16 and ranked sixth.


{ HUSKER ATHLETICS }

BIG 12 DOMINATION


Since the inception of the Big 12 Conference in 1996, the Huskers have dominated the league in almost every sport. Nebraska claimed the Big 12 Conference's All-Sports title in 2000-01 for the fifth consecutive year and won seven regular-season Big 12 Championships and three Big 12 tournament championships. Nebraska has won 43 football conference titles and is the only team in the Big 12 Conference to have more than one football championship ring.



The women's basketball team finished 12-18 paced by a balanced lineup. Junior wrestler Bryan Snyder (far left) finished as the national runner-up at 157 pounds.




Under first-year head coach Barry Collier, the men's basketball team finished with a 14-16 record. Senior Cookie Belcher (above) finished his career with 353 career steals to rank third in NCAA history.



True freshman Alecia Ingram helped the Husker gymnastics team to a fifth-place national finish and its fifth Big 12 title in six years.

"We've never offered this many sports and had this much success and had as good of facilities and as good of support as we do now."

-- Hall of Fame Coach Tom Osborne



Senior Ndali Ijomah led a young Husker tennis squad to one of its finest seasons in 2000-01. The Huskers finished ranked 47th nationally.

2000-01 Big 12 All-Sport Standings*

1. Nebraska	176
2. Texas	163
3. Texas A&M	139
4. Oklahoma	135
5. Missouri	130
6. Iowa State	118
7. Oklahoma State	107
8. Baylor	107
9. Colorado	90
10. Kansas	89
11. Texas Tech	85
12. Kansas State	81

*Compiled By Omaha World-Herald

Junior Sarah Sasse became the first Husker to compete in two NCAA Championships when she qualified individually in 2001, following a 10th-place team finish at the NCAA Central Regional.

Senior Jenny Benson was named one of 11 Soccer America MVPs and helped the Huskers to their third consecutive Big 12 title.

{ T.V./RADIO ROSTER }


2001-02 HUSKERS




#0 Wilson Thomas
6-6, 215, Jr., F
Omaha, Neb.




#2 John Robinson II
6-1, 195, Sr., G
Channelview, Texas




#3 Cary Cochran
6-1, 190, Sr., G
Minden, Iowa




#4 Justin Boeker
6-9, 245, Sr., F/C
Houston, Texas



#5 Kedrick Ford
6-2, 190, Sr., G
Macon, Ga.




#12 Jake Muhleisen
6-4, 190, Fr., G
Lincoln, Neb.



#15 Bronson Schliep
6-7, 195, Fr., G/F
Fairfield, Neb.




#20 Brian Conklin
6-11, 230, So., F
Hubbard, Ohio




#21 Corey Simms
6-5, 205, Fr., G
St. Louis, Mo.



#23 Ross Buckendahl
6-5, 225, Sr., F
Battle Creek, Neb.




#25 Adam Bohac
6-1, 180, So., G
Kimball, Neb.




#32 Brennon Clemmons
6-2, 185, Jr.-TR, G
Indianapolis, Ind.




#33 Marques McCarty
6-5, 195, R-Fr., F
Sugarland, Texas




#34 Garth Glissman
6-6, 210, Fr., F
Lincoln, Neb.




#40 Dan Helmos
6-11, 230, Fr., C
Waterloo, Ill.



#44 John Turek
6-9, 230, Fr., F/C
Council Bluffs, Iowa




#45 Tony Wilbrand
6-10, 235, Fr., C
Alliance, Neb.



#50 Andrew Drevo
6-8, 250, Jr.-TR, F
Lincoln, Neb.

Athletic Medicine

Humility
Unity
Frankness



2001-2002 NEBRASKA BASKETBALL

ROSSBUCKENDAHL

KEDRICKFORD

JUSTINBOEKER



HUSKERS.COM