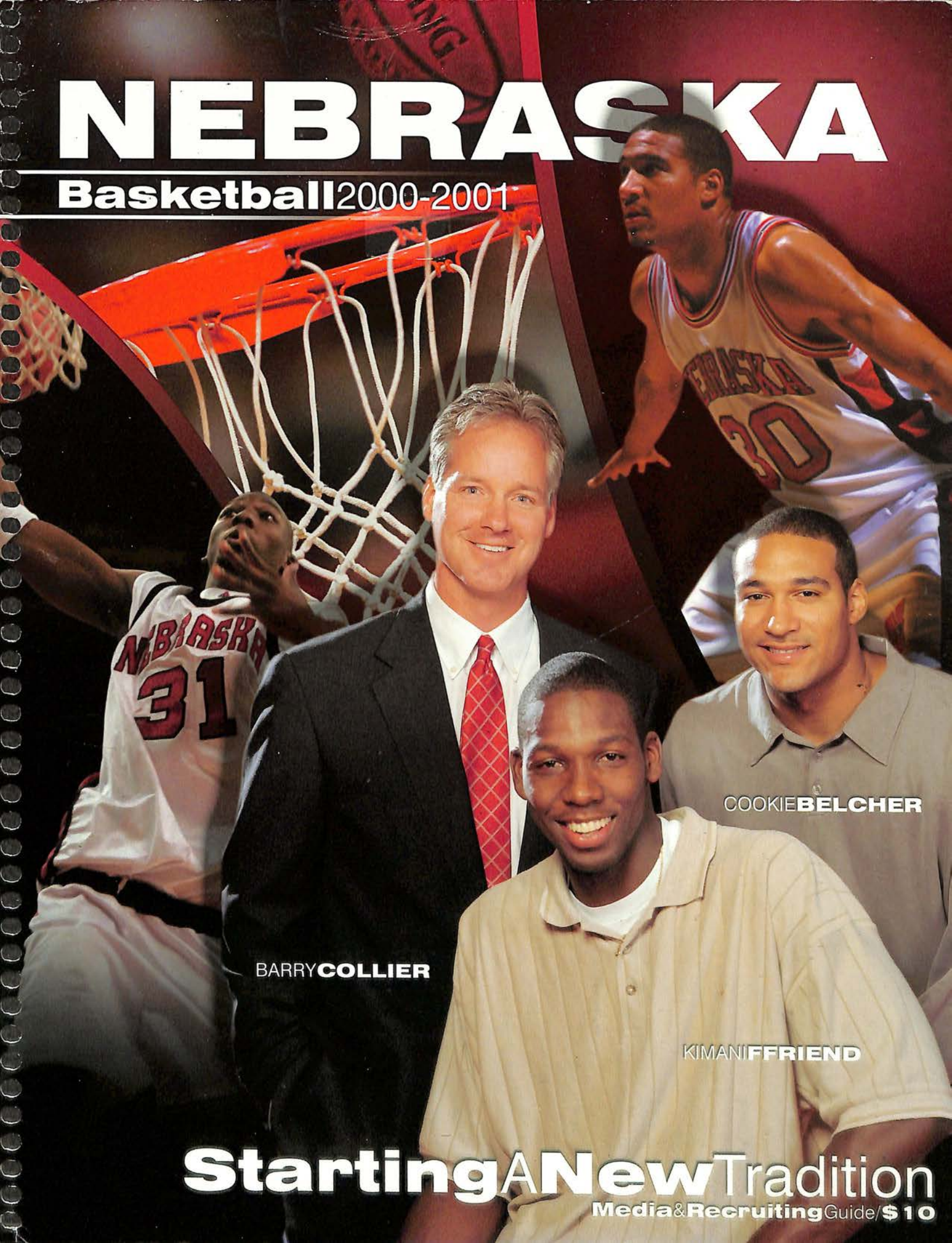


NEBRASKA

Basketball 2000-2001





BARRY COLLIER

COOKIE BELCHER

KIMANIFF FRIEND

Starting A New Tradition
Media & Recruiting Guide / \$10

RODNEY FIELDS CARY COCHRAN
JOHN ROBINSON



BRIAN CONKLIN
STEFFON BRADFORD

LEARNING

BARRY COLLIER
HEAD COACH

FIVE PRINCIPLES TO SUCCESS

■ DISCIPLINE

■ FIRE

■ LEARNING

■ TEAM

■ LEADERSHIP

2000-2001 Nebraska Basketball

Table of Contents

General Information

2000-2001 Quick Facts, Travel Plans 2
 Athletic Staff Directory 3
 Media Policies 4-5
 Postseason Tournament Dates and Sites 6
 Nebraska Media Outlets 7
 Schedule 8
 Roster 9
 Outlook/Notes 10-14

Husker Coaches/Staff

Barry Collier 16-20
 Dave Campbell 21
 Reggie Rankin 22
 Kevin Mouton 23
 Mike Broughton 24
 Basketball Support Staff 25
 Director of Athletics Bill Byrne 26-27
 Nebraska Administration 28-29
 Athletic Department Staff 30-31

Player Profiles

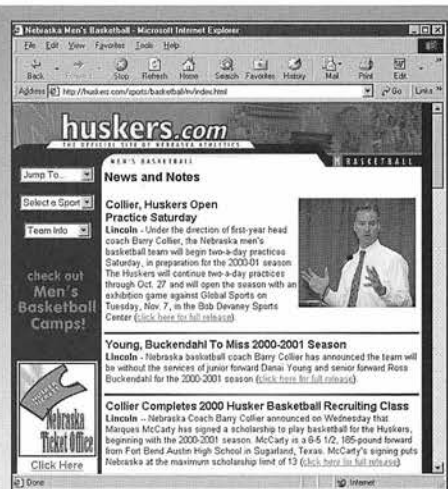
Cookie Belcher 34-37
 Kimani Ffriend 38-39
 Steffon Bradford 40-41
 Cary Cochran 42-43
 Rodney Fields 44
 Kevin Augustine 45
 Justin Boeker 46
 Ross Buckendahl 47
 Ben Chesnut 48
 Brian Conklin 49
 Kedrick Ford 50
 Marques McCarty 51
 John Robinson II 52
 Ryan Thomas 53
 Craig Wortmann 54
 Danai Young 55
 Husker Stats vs. Conference Opponents 56
 NCAA Rules and Regulations 57
 Husker Game-by-Game Career Stats 58-61

www.Huskers.com

Huskers.com is the official website of the University of Nebraska Athletic Department. For the most up-to-date coverage of Nebraska basketball, click on <http://www.huskers.com>.

In addition to updated results, statistics and game recaps, you can find photos, player and coaches biographies, schedule and roster information and weekly releases on Husker basketball. The site also features webcasts of Nebraska men's and women's basketball, volleyball and football, along with Sports Nightly, which airs Monday-Friday, 6-8 p.m. central time. All of Nebraska's webcasts are produced by the Pinnacle Sports Network.

Huskers.com includes similar information on all of Nebraska's 24 varsity sports, along with general athletic department information.



2000-2001 Opponents

Husker Season Schedule Calendar 62-63
 Non-Conference Opponents 64-79
 Husker Team Classic History, Results 68-69
 Missouri Tigers 80
 Texas Longhorns 81
 Kansas Jayhawks 82
 Iowa State Cyclones 83
 Oklahoma Sooners 84
 Kansas State Wildcats 85
 Colorado Buffaloes 86
 Oklahoma State Cowboys 87
 Baylor Bears 88
 Texas Tech Red Raiders 89
 Texas A&M Aggies 90
 Series Records vs. Big 12 Opponents 91-101
 Nebraska vs. All Opponents 102-106
 Huskers in the Conference Tournament 107-108
 Big 12 Composite Schedule 109-110
 Big 12 Conference Information 112-113
 Cornhusker Legend, Licensing 114

1999-2000 Review

Season Review 116
 Statistics and Results 117-119
 Big 12 Statistics 120-123
 Box Scores 124-137
 2000 Senior Bios, Jack Moore Award 138

Husker Records


Individual Records 140-143
 Team Records 144-146
 Single-Season Individual Leaders 147-148
 Career Individual Leaders 149-150
 Team Season Bests 151-152
 Husker Defensive Records 153-154
 Year-by-Year Statistical Leaders 155-158
 Year-by-Year Team Statistics 159-160
 Devaney Sports Center Records 161-164
 Postseason Records and Box Scores 165-178

Husker History

The History of Nebraska Basketball 180-183
 1,000-Point Club 184-187
 30-Point Club 188
 All-Time Husker Coaching Records 189
 Nebraska Basketball Hall of Fame 190
 Nebraska Honor Roll 191
 Nebraska Basketball--A to Z 192-193
 Nebraska Lettermen 194-195
 Year-by-Year Summary 196-197
 All-Time Results 198-218
 Television Log 219
 The Last Time 220

This is Nebraska

Nebraska Basketball Through the Decades 222-223
 Husker Gameday 224-225
 Huskers in the Pros 226-227
 National Attention 228
 Husker Community Outreach 229
 Bob Devaney Sports Center 230-231
 Nebraska Facilities 232-233
 Husker Power/Athletic Medicine 234-245
 Academic Success/Support 236-239
 University of Nebraska 240-241
 Lincoln, an All-America City 242
 Nebraska - The Good Life 243
 Husker Athletics - National Powers 244-247
 Radio/TV Roster 248



Front Cover

First-year Head Coach Barry Collier and returning senior All-Big 12 selections Kimani Ffriend (left) and Cookie Belcher (right) are set to lead Nebraska basketball to national prominence. Belcher was a third-team All-Big 12 selection in 1998-99, while Ffriend was a second-team pick in 1999-2000.



Inside Covers

Head Coach Barry Collier centers his coaching philosophy around his five principles to success; leadership, team unity, fire, discipline, and learning. Players featured on the inside covers are Brian Conklin, Steffon Bradford, Rodney Fields, Cary Cochran and John Robinson. Cookie Belcher and Kimani Ffriend are pictured on the inside back cover.

2000-01 NU Quick Facts

1999-2000 Overall Record 11-19
 1999-2000 Big 12 Record/Finish 4-12/tie-8th
 2000 Big 12 Tournament 0-1, lost to Baylor, 63-55
 2000 Postseason None
 Lettermen Returning/Lost 7/5

Starters Returning (starts):	Pos.	Ht.	Wt.	Yr.	PPG	RPG
Cookie Belcher* (98)	G	6-4	205	Sr.	11.8	3.3
Steffon Bradford (25)	F	6-6	250	Sr.	11.1	8.1
Kimani Ffriend (29)	C	6-11	220	Sr.	12.0	8.0
Rodney Fields (19)	G	6-2	210	Sr.	4.2	1.9

*-1998-99 stats

Other Returners (starts):	Pos.	Ht.	Wt.	Yr.	PPG	RPG
Ross Buckendahl (1) %	F	6-5	210	Sr.	0.4	1.1
Cary Cochran (11)	G	6-1	185	Jr.	7.9	2.5
Ryan Thomas	G	6-2	185	Jr.	0.0	0.0

% will miss 2000-2001 season with injury

Lettermen Lost (starts):	Pos.	Ht.	Wt.	Yr.	PPG	RPG
Larry Florence (30)	F	6-5	220	--	13.0	5.4
Danny Walker (26)	G	6-1	190	Sr.	9.6	2.0
Louis Truscott (5)	F	6-7	205	Jr.	8.2	5.7
Kenny Booker (0)	F	6-8	200	So.	2.2	2.4
Matt Davison (2)	G	6-1	185	Sr.	2.4	1.1

2000-2001 Newcomers:	Pos.	Ht.	Wt.	Yr.	Last School
Brian Conklin*	F/C	6-11	215	Fr.	Hubbard HS, Ohio
Kevin Augustine	G	6-0	185	Jr.	USC
Justin Boeker	F/C	6-9	240	Jr.	McLennan CC
Kedrick Ford	G	6-2	185	Jr.	Neosho CC
Marques McCarty	G/F	6-5	185	Fr.	Stephen F. Austin
John Robinson II#	G	6-1	185	Jr.	New Mexico
Ben Chestnut*	F	6-6	210	Fr.	Millard North HS
Danai Young%	F	6-4	190	Jr.	Cowley County CC

*Redshirted last season

#will be eligible second semester

% will miss 2000-2001 season with injury

Percentage of Scoring Returning: 52.4 (1,076 of 2,050 points)

Percentage of Rebounding Returning: 59.8 (664 of 1,110 rebounds)

Husker Returning Statistical Leaders

Field Goal Percentage: *Kimani Ffriend, .549

Three-Point Percentage: *Cary Cochran, .388

Free Throw Percentage: *Cary Cochran, .800

Rebounding: *Kimani Ffriend, 8.8

Scoring: Kimani Ffriend, 12.0

Assists: Cary Cochran, 78

Steals: Cary Cochran, 37

Blocked shots: *Kimani Ffriend, 85

Minutes played: Steffon Bradford, 904

* indicates overall 1999-2000 team leader

Nebraska in 1999-2000 Big 12 Statistics

Category	All Games	Conference
Offense	68.3/9th	67.9/9th
Defense	74.0/10th	78.1/10th
Scoring Margin	-5.7/10th	-10.2/9th
Rebound Margin	+3.5/6th	+2.8/3rd
Field Goal Percentage	.426/9th	.416/10th
Three-Point Percentage	.332/10th	.322/9th
Free Throw Percentage	.617/12th	.630/12th
Field Goal Percentage Defense	.422/8th	.441/6th

Nebraska Travel Plans

Oral Roberts - Tulsa, Okla.
 Nov. 17-18
 Charter Airline
 Depart Lincoln: 11:30 a.m., 11/17
 Depart Tulsa: 5:30 p.m., 11/18
 Tulsa Marriott
 ph: (918) 523-3559
 fax: (918) 523-3523

Pittsburgh - Pittsburgh, Pa.
 Dec. 1-3
 Commercial Airline
 Depart Lincoln: 11:22 a.m., 12/1
 Depart Pittsburgh: 7:30 a.m., 12/3
 Wyndham Garden Hotel
 University Place
 ph: (412) 683-2040
 fax: (412) 688-1986

Orange Bowl Classic
Miami - Sunrise, Fla.
 Dec. 15-18
 Commercial Airline
 Depart Lincoln: 6:28 a.m., 12/15
 Depart Ft. Lauderdale to
 San Juan: 12:32 p.m., 12/18
 Ft. Lauderdale Marriott North
 ph: (954) 334-9236
 fax: (954) 771-7519

San Juan Shootout -
San Juan Puerto Rico
 Dec. 18-23
 Commercial Airline
 Depart Ft. Lauderdale:
 12:32 p.m., 12/18
 Depart San Juan:
 8:28 a.m., 10:58 a.m. 12/23
 San Candado Plaza Resort & Casino
 ph: 787-721-1000
 fax: 787-253-0178

Minnesota - Minneapolis, Minn.
 Dec. 27-29
 Commercial Airline
 Depart Omaha: 12:56 p.m., 1/27
 Depart Minneapolis: 9:15 a.m., 1/29
 Four Points Sheraton
 ph: (612) 331-1900
 fax: (612) 331-6827

Missouri - Columbia, Mo.
 Jan. 5-6
 Charter Airline
 Depart Lincoln: 4 p.m., 1/5
 Depart Columbia: following game
 Holiday Inn Select
 ph: (573) 446-3970
 fax: (573) 446-3770

Kansas - Lawrence, Kan.
 Jan. 16-17
 Charter Bus
 Depart Lincoln: 1/16, 1 p.m.
 Depart Lawrence: following game
 Holiday Inn Lawrence
 ph: (785) 749-8940
 fax: (785) 841-2799

Oklahoma - Norman, Okla.
 Jan. 27-28
 Charter Airline
 Depart Lincoln: 4 p.m., 1/26
 Depart Norman: following game
 Holiday Inn Norman
 ph: (405) 364-2882
 fax: (405) 329-1525

Kansas State - Manhattan, Kan.
 Jan. 29-30
 Charter Bus
 Depart Lincoln: 2 p.m., 1/29
 Depart Manhattan: following game
 Manhattan Holiday Inn Holidome
 ph: (785) 539-5311
 fax: (785) 539-8368

Baylor - Waco, Texas
 Feb. 9-10
 Charter Airline
 Depart Lincoln: 3 p.m., 2/9
 Depart Waco: following game
 Holiday Inn Norman
 ph: (254) 759-5516
 fax: (254) 752-7761

Colorado - Boulder, Colo.
 Feb. 16-17
 Commercial Airline
 Depart Lincoln: 1:15 p.m., 2/16
 Depart Boulder: 8:45 p.m., 2/17
 Boulder Marriott
 ph: (303) 440-8877
 fax: (303) 448-6626

Texas Tech - Lubbock, Texas
 Feb. 20-21
 Charter Airline
 Depart Lincoln: 3 p.m., 1/20
 Depart Lubbock: following game
 Holiday Inn Hotel & Towers
 ph: (806) 763-1200
 fax: (806) 763-4830

Iowa State- Ames, Iowa
 March 2-3
 Charter Bus
 Depart Lincoln: 3 p.m., 3/2
 Depart Ames: following game
 Holiday Inn Gateway Center
 ph: (515) 292-8600
 fax: (515) 268-2224

Big 12 Tournament
Kansas City, Mo.
 March 7-11
 Charter Bus
 Departure Time and Date TBA



Athletic Staff Directory

Administration	(402)
Interim Chancellor: Harvey Perlman, J.D.	472-2116
Institutional Representative: Dr. Josephine Potuto	472-1252
Director of Athletics: Bill Byrne	472-3011
Senior Associate AD/External Operations: Joe Selig	472-3311
Associate AD/Sports Administration: Bob Burton	472-4224
Associate AD/Senior Woman Administrator: Dr. Barbara Hibner	472-6460
Associate AD/Business and Finance: Gary Fouraker	472-2273
Assoc. AD/Dir. of Academic Programs and Student Services: Dennis Leblanc	472-2042
Assistant AD/Director of Athletic Performance: Boyd Epley	472-3333
Assistant AD/Communications/Sports Information Director: Chris Anderson	472-2263
Coaches' Advocate, Assistant to the Athletic Director: Terry Pettit	472-9433
Director of Athletic Development: Paul Meyers	472-2367
Director of Events: Butch Hug	472-1950
Director of Facilities: John Ingram	472-1960
Director of Licensing and Sales: Russ Svoboda	472-9446
Director of Marketing: Heidi Cuca	472-0775
Marketing Coordinator: Barry Swanson	472-0775
Skybox Director: Karen Underwood	472-3016
Director of Ticket Operations: John Anderson	472-3111
Director of HuskerVision: Jeff Schmahl	472-4645
Sports Information Staff	(402)
Assistant AD/Communications/Sports Information Director: Chris Anderson	472-2263
Assistant SID/Basketball, Baseball Contact: Aaron Babcock	472-7779
Assistant SID/Football, Women's Basketball: Jeff Griesch	472-7775
Assistant SID/Internet, Women's Gymnastics: Shamus McKnight	472-7772
Assistant SID/Publications: Jeff Abele	472-7776
Office Manager: Vicki Cartwright	472-2263
Sports Information Fax:	472-2005
Medical Staff	(402)
Director of Athletic Medicine: Dr. Lonnie Albers	472-2276
Chief of Staff/Orthopedic Surgeon: Dr. Pat Clare	472-2276
Orthopedists: Dr. Scott Strasburger, Dr. Robert Dugas, Dr. Tom Heiser	472-2276
Head Athletic Trainer/Physical Therapist: Jerry Weber, RPT	472-2276
Head Football Trainer: Doak Ostergard	472-2276
Assistant Trainers:	
Brad Brown, Tom Dufresne, Mike Gooding, Carol Young, Derek Clark	472-2276
Basketball Trainer: Mike Gooding	472-4382
Academic Performance Team	(402)
Assistant Director for Academic Programs and Student Services: Keith Zimmer	472-2042
Coordinator of University Programs: Robert Hicks	472-2042
Coordinator of Special Programs: Beth Kuchta, Academic Counselor	472-2042
Coordinator of Learning Development Programs: Kim Schellpeper	472-2042
Coordinator of Multi-Cultural Programs: TBA	472-2042
Athletic Performance Team	(402)
Associate Director of Athletic Performance: Mike Arthur	472-3333
Coordinator of Performance Education Services: Danny Noonan	472-3333
Coordinator of Reconditioning: Bryan Bailey	472-3333
Assistant Director of Athletic Performance: Randy Gobel	472-3333
Assistant West Stadium Strength Coach: Courtney Carter	472-3333
Bob Devaney Sports Center Strength Coaches:	
Chad Wade, Zach Duval, Clint Dominick, Tolly Thompson	472-3333
Director of Performance Nutrition: Dave Ellis	472-3333
Assistant Director of Performance Nutrition: Lisa Kopecky	472-3333



University of Nebraska-Lincoln

We do not discriminate based on gender, age, disability, race, color, religion, marital status, veteran's status, national or ethnic origin, or sexual orientation.

General Information

Quick Facts

Location	Lincoln, Neb.
Founded	1869
Enrollment	25,000
Nickname	Cornhuskers/Huskers
Colors	Scarlet and Cream
Conference	Big 12

Telephone Directory

(Area Code 402)	
General Athletic Department	472-4224
Basketball Office	472-2265
Basketball Office Fax	472-2575

Sports Information

Sports Information Office	472-2263
Basketball Press Row	472-2279
Sports Information Fax	472-2005

Sports Information Mailing Address

116 South Stadium, P.O. Box 880123
Lincoln, NE 68588-0123

Sports Information Dir.: Chris Anderson

Home Phone

489-8766

E-mail

canderson@huskers.unl.edu

Assistant SID/Basketball: Aaron Babcock

Home Phone

438-7897

Cell Phone

770-7891

E-mail

ababcock@huskers.unl.edu

Assistant SID: Jeff Griesch

Home

328-8992

E-mail

jpgriesch@huskers.unl.edu

Assistant SID: Jeff Abele

Home

489-4092

E-mail

jabele@huskers.unl.edu

Assistant SID: Shamus McKnight

Home

742-5465

E-mail

smcknight@huskers.unl.edu

Ticket Office

472-3111 or

(800) 8-BIG-RED

Media Guide Wins Award

The 1999-2000 Nebraska Basketball Media Guide was named third in District VII by the College Sports Information Directors of America.

Visit the Official Husker
website at
<http://www.huskers.com>

Follow the latest basketball news one of the most comprehensive collegiate websites in the country. Find updated results, rosters, statistics, features, photos and video clips, as well as ordering tickets on-line.

Media Information & Policies



Chris Anderson
Assistant AD/
SID

The 2000-2001 Nebraska Media Guide is designed to assist the media in its coverage of Husker basketball. Additional information, including releases, photographs, slides and videotape may be obtained by contacting the Sports Information Office at (402) 472-2263. Please take a moment to review the following policies and services which are intended to assist you in your coverage of Nebraska basketball this season.

Media Credentials: All requests for press, broadcast, photo and parking credentials for Nebraska basketball home games should be directed to Aaron Babcock, Assistant Sports Information Director, P.O. Box 880123, 116 South Stadium, Lincoln, Neb., 68588-0123. Requests must be made in writing on appropriate letterhead at least one week before the game. Requests via fax are acceptable (see fax information below). As a general rule, working space is allocated on the following basis: (1) daily newspaper and wire-service writers covering for next-day publication; (2) radio and television personnel for broadcast origination; (3) sports editors of Nebraska daily newspapers; (4) official school student daily newspaper, one seat only; (5) approved special coverage; (6) press and TV working photographers. *Generally weekly representatives, internet news services and non-originating radio representatives cannot be accommodated on press row because of space limitations.*



Aaron Babcock
Assistant SID/
Men's Basketball

Media Will Call: Media passes which are not mailed may be picked up at the will-call window, located under the south ramp of the Devaney Center. The will-call window opens 90 minutes before tipoff. Identification is required to pick up credentials or tickets.

Media Parking: Parking for the media is located adjacent to the Bob Devaney Sports Center on the south side. The south street lot is accessible from Court Street, between 14th and 17th Streets.

Devaney Center Directions: The Devaney Sports Center is located on the west edge of the Nebraska State Fairgrounds. To reach it from the Lincoln Municipal Airport, turn right on Northwest 12th Street as you drive out of the airport. Northwest 12th Street becomes Cornhusker Highway, which intersects with 14th Street. Exit south on 14th Street off Cornhusker Highway. Travel to Court Street, turn left, and go two blocks east to the arena, which



Vicki Cartwright
SID Office Manager

is on the north side of Court Street. From Omaha's Eppley Airfield, follow the signs to downtown Omaha and I-480. Take I-480 west to I-80, then take I-80 west approximately 60 miles to I-180. Exit South on I-180, then exit east to Cornhusker Highway and follow the instructions above.

Nebraska Basketball Media Guide Credits

The 2000-2001 Nebraska Men's Basketball Media/Recruiting Guide was written and edited by Assistant Sports Information Director Aaron Babcock and Keith Mann, with assistance from Sports Information Director Chris Anderson, office manager Vicki Cartwright, Assistant SIDs Jeff Abele, Jeff Griesch and Shamus McKnight, and Director of Basketball Operations Mike Broughton. Thanks to freelance writer Mike Babcock for his writing contributions. Photo credits to Scott Bruhn, Matt Miller, SID Office; Tom Slocum, Richard Voges and Richard Wright, UNL Photo Productions; Jeff Carney, Jeff Bundy, Jim Burnett, Rich Janda, and Bill Batson, Omaha World-Herald; Ted Kirk, Robert Becker, Gail Folda, Lincoln Journal Star; Rick Anderson, Bob Beauvais, John Grieshop/Bruce Schartzman Sports Photography, Dennis Hubbard, Keith Krebs, Jim Sigmon, Jennifer Pottheiser, freelance. Designed on Aldus PageMaker 6.5. Printed by UNL Printing and Duplicating. The cover design and layout were done by Assistant SID Jeff Abele and are copyrighted by the NU Sports Information Office. Cover photos taken by Alan Jackson.

is on the north side of Court Street. From Omaha's Eppley Airfield, follow the signs to downtown Omaha and I-480. Take I-480 west to I-80, then take I-80 west approximately 60 miles to I-180. Exit South on I-180, then exit east to Cornhusker Highway and follow the instructions above.

Player Interviews: All media requests for interviews with Nebraska basketball players should be directed to Babcock (office phone: 402-472-2263) at least one day in advance. Players are usually available for telephone interviews early afternoons and evenings, except game days. The best time for in-season interviews is before or after practice at Devaney Sports Center. Nebraska is tentatively scheduled to practice from 3:30-6 p.m. in the first semester and from 1-3:30 p.m. in the second semester. With advance notice, interviews can be arranged for other hours.

Collier Interview Time: The best time to reach Coach Barry Collier for an interview is immediately following practice. Practices are closed and interviews with Coach Collier must be scheduled through the Sports Information Office. During the season, Collier will host a weekly press conference at the Bob Devaney Sports Center. Collier will also participate in the weekly Big 12 Conference telephonic press conferences at 11:30 a.m. (Central), beginning Dec. 5 and continuing throughout the season. Contact the Big 12 Service Bureau, 214-742-1212 for more information.

Postgame Interviews: The Nebraska postgame locker room is closed to the media at home games. For home games, NU's postgame news conference will be held following a brief cooling off period in a designated postgame interview room. The visiting team is housed in the visitor's locker room, located off the hallway at the northwest corner of the playing floor. Opposing coaches and players are NOT brought to the Nebraska interview room. On the road, after the cooling off period, Collier will be available outside the Huskers' locker room.

Press Row Location: Press row for Nebraska basketball games is located on the south sideline of the playing floor, opposite the team benches. The old press box, located above section C-12 on the south side of the arena, is used as an overflow area. The camera deck is located at the top of the arena, directly behind the old press box. Television crews broadcasting live may shoot from either floor level (northeast or southwest baselines) or the camera deck in marked areas, but they may not occupy space in the C-12 press area. The press room is located off the hallway at the southeast corner of the playing floor.

Media Services: Pregame notes, programs and media guides will be provided before each game. Play-by-play sheets, final statistics, coach and player quotes from each locker room will be distributed. Starting one-and-one-half hours before tipoff, refreshments will be served in the press room and a light meal will also be available to the media.

Radio/Television Broadcast Space: Requests for live radio and television broadcast space and credentials should be made to Aaron Babcock, Assistant Sports Information Director, 116 South Stadium, P.O. Box 880123, University of Nebraska, Lincoln, NE, 68588-0123, telephone 402-472-2263. If statisticians are needed, please contact the SID Office at least three days in advance.

Broadcast Rights: The University of Nebraska-Lincoln and Pinnacle Sports Productions own exclusive radio broadcast rights to all of the University's men's basketball games played in the Bob Devaney Sports Center. Other than the Nebraska Sports Network and the University of Nebraska student station (KRNU), the only stations or networks which will be allowed to broadcast Nebraska games from the Devaney Center

Weekly Teleconference

The session schedule (all times central) for 2000-2001 is: Tuesdays, Dec. 5, 12; Mondays, Jan. 8, 15, 22, 29; Feb. 5, 12, 19, 26; March 5, 12.

10:00-10:10--Roy Williams, Kansas
10:10-10:20--Melvin Watkins, Texas A&M
10:20-10:30--Eddie Sutton, Oklahoma State
10:30-10:40--Dave Bliss, Baylor
10:40-10:50--Quin Snyder, Missouri
10:50-11:00--James Dickey, Texas Tech
11:00-11:10--Ricardo Patton, Colorado
11:10-11:20--Jim Woolridge, Kansas State
11:20-11:30--Kelvin Sampson, Oklahoma
11:30-11:40--Barry Collier, Nebraska
11:40-11:50--Rick Barnes, Texas
11:50-Noon--Larry Eustachy, Iowa State
Noon-12:10--Selected Student-Athlete

are those which have rights to broadcast games played by the opposing team. All radio stations and networks broadcasting from the Bob Devaney Sports Center must sign a contract with the University and are subject to a rights fee. Any representative of a radio station or network that has not purchased such rights shall not air live game action or description of any game while it is in progress, nor shall such representatives air tape-recorded or live commentary of Nebraska coaches or players for one hour before or 20 minutes after a game. Only stations which have purchased broadcast rights may install telephones on press row, or use telephones on press row for reporting on games. By accepting media credentials, representatives of stations and networks which have not purchased broadcast rights signify their agreement to the above stipulations.

Telephones: Nebraska provides four modular telephones in the Bob Devaney Sports Center Press Room. All long distance calls must be credit card, collect or billed to a third number. Any media source wishing to place a telephone on press row should contact University of Nebraska Telecommunications (402-472-2000) at least two weeks prior to the game.

Broadcast Telephone Lines: Visiting radio stations are welcome to have their own telephone lines installed on press row and may do so by contacting University of Nebraska Telecommunications (402-472-2000). However, Pinnacle Sports Productions installs additional telephone lines for visiting official broadcasts and charges a fee for the use of those lines for non-conference games (Big 12 official stations receive the use of the lines free of charge as part of a cooperative). Stations interested in using the lines should contact Mike Elliott of Pinnacle Sports Productions (402-430-7312).

Pro Scouting Passes: Per Big 12 Conference rules, the University of Nebraska provides press row access to scouts of professional basketball teams based on availability. If no space is available, scouts may arrange through the Sports Information Office (402-472-2263) to purchase tickets for Nebraska home games. The tickets or passes may be picked up at the will-call window.

Sports Information Office: The University of Nebraska Sports Information Office is located in Room 116 of the South Stadium Building, which is located at the south end of Memorial Stadium at Stadium Drive and T Streets. The South Stadium Building is approximately one mile from the Devaney Center.

Fax Access: The Nebraska Sports Information Office has an automatic facsimile machine which can transmit or receive documents. The phone number for the fax is 402-472-2005. A facsimile machine is available in the Bob Devaney Sports Center following the game, and Sports Information Office personnel will send box scores free of charge as time permits. Nebraska and all Big 12 Conference schools are participating in a conference-wide fax-back system, where interested parties may call directly and have releases, notes and statistics faxed to their machine. There will be no charge for the fax service. Please contact the Nebraska Sports Information Office (402-472-2263) or the Big 12 (214-742-1212) for more information. To access Fax-on-Demand, call 800-300-2050. The Big 12 code is 1212, while Nebraska's release/game notes/statistics can be found under 1865 and the Huskers' most-recent box score under 1867. Box scores will be updated immediately after home games and as soon as possible on away games.

Media Teamlink: MediaTeamlink is free to all accredited media and will allow them to receive documents automatically via email or fax as soon as they are updated by the NU Sports Information Office. Documents received through email are in original format. Color and photos can be viewed, the text is searchable and the media can cut and paste directly from the documents. The pass code (1212) and document numbers are the same as the fax-on-demand numbers (NU Hoop Notes and Statistics-1865; Roster/Schedule-1866; prior game box score-1867, 1-800-300-2050 for fax on demand). All of Nebraska's documents will be available via MediaTeamlink, including the basketball release, as soon as they are updated. For more information on the service, contact David Kaiser at Pivotal Communications at (770) 399-0096 or visit their website at <http://www.mediateamlink.com>.

Husker Basketball on the Internet: Nebraska basketball information will be regularly updated on the Internet throughout the season. Notes, statistics, and releases can all be found on the web. The Nebraska home page and live and delayed radio broadcasts can be accessed at huskers.com. The Big 12 Conference's official web site is located at big12sports.com.



Warren Swain
Play-by-Play



Mike Broughton
Color

The Nebraska Radio Network

Pinnacle Sports Productions is in its fifth year of producing live broadcasts of the University of Nebraska sporting events. Pinnacle was first awarded the rights on Feb. 9, 1996. The University renewed the Pinnacle Contract in May, 2000 worth \$10.4 million over an additional five-year term to begin Aug. 1, 2001 and to end July 31, 2006.

Pinnacle Sports Production heads up a large network of state and national affiliates, allowing Husker games to be heard nationwide. For the 2000-2001 season, KKAR (1290 AM) and KZFX (101.9 FM) are the Omaha affiliates and KLIN (1400 AM) and KFGE (98.1 FM) are the Lincoln affiliates. As of press time, Pinnacle Sports had put together a 25-station basketball network. In addition to game coverage, Pinnacle Sports provides a daily, live call-in show focusing on NU athletics and other sports in the area. Pinnacle Sports Productions is owned by Paul Aaron of Elkhorn, Neb., and Dale Jensen now of Phoenix, Ariz.

Veteran sportscaster Warren Swain is in his fifth season as the Huskers' play-by-play voice. Swain has been in the sports radio business for nearly three decades. Before coming to Nebraska, he spent 11 years as the radio voice of University of Virginia football, basketball and lacrosse. Nebraska Director of Basketball Operations Mike Broughton enters his first year as the color commentator for Husker games, both home and away.

In addition to carrying all Husker games, the Nebraska Radio Network will also carry a weekly radio show with Head Coach Barry Collier. Collier's radio show can be heard statewide on the network on Monday nights throughout the season. The show is hosted by Gary Sharp of Lincoln's KLIN.

2000-2001 Network Stations

Ainsworth, KBRB-AM	1400
Alliance, KCOW-AM	1400
Aurora, KLRB-FM	97.3
Beatrice, KWBE-AM	1450
Broken Bow, KCNI-AM	1280
Chadron, KCSR-AM	610
Columbus, KJSK-AM	900
Falls City, KTNC-AM	1230
Falls City, KLZA-FM	101.3
Fremont, KHUB-AM	1340
Grand Island, KRGI-AM	1430
Holdrege, KUVR-AM	1380
Kearney, KGFV-AM	1340
Kimball, KIMB-AM	1260
Lexington, KRVN-AM	880
Lincoln, KLIN-AM	1400
McCook, KIOD-FM	105.3
Norfolk, KNEN-FM	94.7
North Platte, KODY-AM	1240
Omaha, KKAR-AM	1290
Scottsbluff, KNEB-AM	960
Sidney, KSID-AM	1340
Valentine, KVSH-AM	940
York, KAWL-AM	1370
Shenandoah, Iowa, KKBZ-FM	99.3

2001 Postseason Tournament Sites, Dates

2001 NCAA Tournament--1st & 2nd Rounds

Selection Sunday:

2001 Division I NCAA Men's Basketball Championship field of 64 teams revealed March 11, 6:30 p.m. ET, CBS-TV (Tip-off times to be determined March 12, 2001)

March 16 & 18--(Friday & Sunday)

March 15 & 17--(Thursday & Saturday)

East: Nassau Veterans Memorial Coliseum, Long Island, N.Y.
Greensboro Coliseum, Greensboro, N.C.

West: Cox Arena at Aztec Bowl, San Diego, Calif.
Boise State University Pavilion, Boise, Idaho

Midwest: University of Dayton Arena, Dayton, Ohio
Kemper Arena, Kansas City, Mo.

South: The Pyramid, Memphis, Tenn.
Louisiana Superdome, New Orleans, La.

Regionals

March 22 & 24--(Thursday & Saturday)

Midwest: Alamodome, San Antonio, Texas

West: Arrowhead Pond of Anaheim, Anaheim, Calif.

March 23 & 25--(Friday & Sunday)

East: First Union Center, Philadelphia, Pa.

South: Georgia Dome, Atlanta, Ga.

Final Four

March 31 & April 2--(Saturday & Monday)

Hubert H. Humphrey Metrodome, Minneapolis, Minn.

Host: University of Minnesota

Semifinal Matchups: Midwest vs. South, East vs. West

Future Final Four Sites

2002 Georgia Dome, Atlanta, Ga. (March 30 & April 1)

Host: Georgia Institute of Technology

2003 Louisiana Superdome, New Orleans, La. (April 5 & 7)

Host: Sun Belt Conference/University of New Orleans

2004 Alamodome, San Antonio, Texas (April 3 & 5)

Host: University of Texas at San Antonio

2005 Trans World Dome, St. Louis, Mo.

Host: Missouri Valley Conference

2006 RCA Dome (April 1 & 3)

Host: Butler University/Midwestern Collegiate Conference

2007 Georgia Dome, Atlanta, Ga.

Host: Georgia Tech

2001 NIT Sites, Dates

First Round: Campus Sites, March 15-17

Second Round: Campus Sites, March 20-21

Third Round: Campus Sites, March 22-24

Semifinals: Madison Square Garden, New York, N.Y., March 28

Finals: Madison Square Garden, New York, N.Y., March 30

Dates subject to change

2000 Big 12 Tournament-update

All games at Kemper Arena, Kansas City, Mo.

Thursday, March 8

Game 1--Seed #9 vs. Seed #8, Noon

Game 2--Seed #12 vs. Seed #5, 2:20 p.m.

Game 3--Seed #10 vs. Seed #7, 6:05 p.m.

Game 4--Seed #11 vs. Seed #6, 8:20 p.m.

Friday, March 9

Game 5--Winner Game 1 vs. Seed #1, Noon

Game 6--Winner Game 2 vs. Seed #4, 2:20 p.m.

Game 7--Winner Game 3 vs. Seed #2, 6:05 p.m.

Game 8--Winner Game 4 vs. Seed #3, 8:20 p.m.

Saturday, March 10


Game 9--Winner Game 5 vs. Winner Game 6, 1 p.m.

Game 10--Winner Game 7 vs. Winner Game 8, 3:20 p.m.

Sunday, March 11, Finals

Game 11--Winner Game 9 vs. Winner Game 10, Noon

Note: North and South Division champions receive the top two seeds in the Big 12 Tournament. The remainder of the seedings for the tournament are based on conference record, regardless of division.



Nebraska Basketball Media Outlets

Print Media

Omaha World-Herald
Steve Sinclair (SE)
*Lee Barfknecht**
Tom Shatel (Columnist)
 14th & Dodge
 Omaha, NE 68102
 (402) 444-1000
 Fax: 344-3343

Lincoln Bureau
 P.O. Box 80866
 Lincoln, NE 68501
 (402) 476-3132
 Fax: 476-6281

Lincoln Journal Star
John Mabry (SE)
*Curt McKeever**
Steve Sipple (Columnist)
 926 P Street
 Lincoln, NE 68508
 (402) 473-7431
 Fax: 473-7291
 *Beat Reporter

Associated Press
Doug Alden
 14th & Dodge
 Omaha, NE 68102
 (402) 391-0031
 Fax: 391-1412

Daily Nebraskan (Student)
 University of Nebraska
 34 Nebraska Union
 Lincoln, NE 68588-0448
 (402) 472-1765
 Fax: 472-1761

Beatrice Daily Sun
Jane White (SE)
 200 North 7th
 Beatrice, NE 68310
 (402) 223-5233
 Fax: 228-3571

Columbus Telegram
Don Strecker (SE)
 1254 27th Avenue
 Columbus, NE 68601
 (402) 564-2741
 Fax: 563-4127

Fremont Tribune
Brent Wasenius (SE)
 P.O. Box 9
 Fremont, NE 68206
 (402) 721-5000
 Fax: 721-8047

Grand Island Independent
Terry Douglass (SE)
 1st & Cedar
 Grand Island, NE 68801
 (308) 382-1000
 Fax: 382-8129

Hastings Tribune
Kyle Svec (SE)
 908 West 2nd
 Hastings, NE 68901
 (402) 462-2131
 Fax: 462-2184

Kearney Hub
Buck Mahoney (SE)
 13 East 22nd
 Kearney, NE 68847
 (308) 237-2152
 Fax: 234-5736

Norfolk Daily News
Jay Prauner (SE)
 525 Norfolk Avenue
 Norfolk, NE 68701
 (402) 371-1020
 Fax: 371-5802

North Platte Telegraph
Antone Oseka (SE)
 Box 370
 North Platte, NE 69103
 (308) 532-6000
 Fax: 532-9268

Scottsbluff Star-Herald
Jeff Fielder (SE)
 Box 1709
 Scottsbluff, NE 69361
 (308) 632-0651
 Fax: 635-1258

York News-Times
Mike Carnes (SE)
 P.O. 279
 York, NE 68467
 (402) 362-4478
 Fax: 362-6748

Huskers Illustrated
Brian Hill (Editor)
Mike Babcock (Contributing Editor)
 3210 NW 3rd Street
 Lincoln, NE 68521
 (402) 474-4355
 Fax: 474-5132
 Customer Service: (800) 524-9527

Nebraska Sports America
Kalani Simpson (Editor)
 3610 Dodge Street
 Omaha, NE 68131
 (402) 341-2444
 Fax: 345-1233

Television Stations
KOLN-TV (CBS, Chs. 10/11)
Scott Kilbury (SD)
Luke Stuckmeyer
 40th and W
 Lincoln, NE 68503
 (402) 467-9270
 Fax: 467-9208

KLKN (ABC, Channel 8)
Matt Kelly (SD), Dari Nowkhah
 3240 So. 10th Street
 Lincoln, NE 68502
 (402) 436-2251
 Fax: 436-2236

KMTV (CBS, Ch. 3)
Rich Roberts (SD), Bill Steckis
 10714 Mockingbird
 Omaha, NE 68127
 (402) 592-4330
 Fax: 592-4714

KETV (ABC, Ch. 7)
Jon Schuetz (SD)
John Oakey, Sean McMahon
 27th & Douglas
 Omaha, NE 68131
 (402) 978-8958
 Fax: 978-8931

WOWT (NBC, Ch. 6)
Dave Webber (SD)
Merlyn Klaus, Ross Jernstrom
 3501 Farnam
 Omaha, NE 68131
 (402) 233-7940
 Fax: 346-6740

KPTM (Fox, Ch. 42)
Travis Justice (SD), Peter Thompson
 4625 Farnam
 Omaha, NE 68132
 (402) 554-4286
 Fax: 554-4292

KHAS-TV (NBC, Ch. 5)
Ed Littler (SD)
 P.O. Box 578
 Hastings, NE 68901
 (402) 463-1321
 Fax: 463-6551

NTV (ABC, Ch. 13)
Kasey Marler (SD)
 P.O. Box 220
 Kearney, NE 68848
 (308) 743-2494
 Fax: 743-2644

KNOP-TV (NBC, Ch. 2)
Joe Swift (SD)
 P.O. Box 749
 North Platte, NE 69101
 (308) 532-2222
 Fax: 532-9579

KDUH-TV (NBC, Ch. 4)
Victor Quick (SD)
 P.O. Box 1529
 Scottsbluff, NE 69361
 (308) 632-3071
 Fax: 632-3596

KSTF-TV (CBS, Ch. 10)
Roxanne Klass (SD)
 P.O. Box 1619
 Scottsbluff, NE 69361
 (308) 632-6107

KCAU-TV (ABC, Ch. 4)
Tim Seaman (SD)
 7th & Douglas
 Sioux City, IA 51101
 (712) 277-2345
 Fax: 277-4298

KTIV (NBC, Ch. 4)
Brad Pautsch (SD)
 3135 Floy Blvd.
 Sioux City, IA 51105
 (712) 239-4100
 Fax: 239-3410

KUON-TV (PBS, Ch. 12)
Steve Alvis (Senior Producer)
Jim Carmichael (Producer)
 1800 North 33rd
 Lincoln, NE 68503
 (402) 472-3611
 Fax: 472-1785

Radio Stations
Pinnacle Sports Productions
Paul Aaron (President)
Johnny Andrews, GM
 *Warren Swain
 1047 No. 204th
 Elkhorn, NE 68022
 Phone: (402) 289-0808
 *-play by play announcer

KLIN (1400 AM)*
John Bishop (sports director)
John Baylor, Gary Sharp
 4343 O Street
 Lincoln, NE 68510
 (402) 475-4567
 Fax: 474-8011

KKAR (1290 AM)**
Gary Java (SD)
 1001 Farnam Street
 Omaha, NE 68102
 (402) 342-2000
 Fax: 342-7041

KFAB (1110 AM)
Kent Pavelka (SD)
 5010 Underwood
 Omaha, NE 68132
 (402) 556-8000
 Fax: 556-8937

KFOR (1240 AM)
Chuck Stevens (SD)
 6900 Van Dorn, Suite 11
 Lincoln, NE 68506
 (402) 483-5100
 Fax: 483-4095

KRNU (90.5 FM)
 Sports Director
 258 Avery Hall
 Lincoln, NE 68588
 (402) 472-3054

*-Lincoln affiliate for Husker BB
 **-Omaha affiliate for Husker BB

2000 Husker Basketball Schedule

Date	Day	Opponent	Site	Time
Nov. 7	Tuesday	Global Sports (Exh.)	Lincoln, Neb.	7:05 p.m.
Nov. 14	Tuesday	Sport Tours International (Exh.)	Lincoln, Neb.	7:05 p.m.
Nov. 18	Saturday	at Oral Roberts	Tulsa, Okla.	2 p.m.
Nov. 21	Tuesday	Eastern Illinois	Lincoln, Neb.	7:05 p.m.
Nov. 27	Monday	Winthrop	Lincoln, Neb.	7:05 p.m.
Dec. 2	Saturday	at Pittsburgh	Pittsburgh, Pa.	6:30 p.m.
Dec. 8-9	Fri-Sat.	Husker Team Classic*	Lincoln, Neb.	
Dec. 8	Friday	UMKC*	Lincoln, Neb.	6:30 p.m.
Dec. 8	Friday	Alaska-Fairbanks vs. Pacific*	Lincoln, Neb.	8:30 p.m.
Dec. 9	Saturday	Consolation Game*	Lincoln, Neb.	6 p.m.
Dec. 9	Saturday	Championship Game*	Lincoln, Neb.	8:15 p.m.
Dec. 16	Saturday	Orange Bowl Classic**	Sunrise, Fla.	
Dec. 16	Saturday	vs. Miami, Fla.** (Sunshine)	Sunrise, Fla.	Noon
Dec. 20-22	Wed.-Friday	San Juan Shootout#	San Juan, P.R.	
Dec. 20	Wednesday	vs. Iona#	San Juan, P.R.	2:15 p.m.
Dec. 21	Thursday	vs. Kent State/Northwestern#	San Juan, P.R.	2:15/4:15 p.m.
Dec. 22	Friday	SMU/Univ. of Puerto Rico/ Virginia Commonwealth/Evansville	San Juan, P.R.	TBA
Dec. 28	Thursday	at Minnesota (MSC)	Minneapolis, Minn.	7 p.m.
Dec. 30	Saturday	Murray State	Lincoln, Neb.	1:05 p.m.
Jan. 2	Tuesday	Creighton	Lincoln, Neb.	7:05 p.m.
Jan. 6	Saturday	at Missouri (Mizzou SN)	Columbia, Mo.	6 p.m.
Jan. 13	Saturday	Texas (ESPN+/Big 12)	Lincoln, Neb.	12:45 p.m.
Jan. 17	Wednesday	at Kansas (ESPN+/Big 12)	Lawrence, Kan.	8 p.m.
Jan. 20	Saturday	Iowa State (ESPN+/Big 12)	Lincoln, Neb.	12:45 p.m.
Jan. 24	Wednesday	Missouri	Lincoln, Neb.	7:05 p.m.
Jan. 27	Saturday	at Oklahoma (ESPN+/Big 12)	Norman, Okla.	12:45 p.m.
Jan. 30	Tuesday	at Kansas State (ESPN+/Big 12)	Manhattan, Kan.	8 p.m.
Feb. 3	Saturday	Colorado	Lincoln, Neb.	1:05 p.m.
Feb. 6	Tuesday	Oklahoma State	Lincoln, Neb.	7:05 p.m.
Feb. 10	Saturday	at Baylor (FOX SW)	Waco, Texas	5 p.m.
Feb. 14	Wednesday	Kansas State	Lincoln, Neb.	7:05 p.m.
Feb. 17	Saturday	at Colorado (ESPN+/Big 12)	Boulder, Colo.	3 p.m.
Feb. 21	Wednesday	at Texas Tech	Lubbock, Texas	7 p.m.
Feb. 25	Sunday	Kansas (ABC)	Lincoln, Neb.	3 p.m.
Feb. 28	Wednesday	Texas A&M	Lincoln, Neb.	7:05 p.m.
March 3	Saturday	at Iowa State (ESPN+/Big 12)	Ames, Iowa	3 p.m.
March 8-11	Thurs.-Sun.	at Big 12 Tournament (ESPN)	Kansas City, Mo.	TBA

*-Husker Team Classic, Lincoln, Neb. (14th annual)

**-Orange Bowl Classic, Miami, Fla.

#-San Juan Shootout, San Juan, P.R.

Note: ESPN+/Big 12 games are part of conference regional syndicated package and will be aired locally on KOLN/KGIN (Channel 10-11) in Lincoln and KMTV (Channel 3) in Omaha.

Notes on the Schedule

• Ten of Nebraska's 2000-2001 opponents qualified for the 2000 NCAA Tournament, giving the Huskers 14 games against NCAA Tournament teams. Those teams were Winthrop, Miami, Iona, Creighton, Missouri, Texas, Kansas, Iowa State, Oklahoma and Oklahoma State.

• The 2000-2001 campaign marks the fifth season of Big 12 basketball. A year ago, six of 12 league schools advanced to the NCAA Tournament.

• Since the 1996-97 season, Nebraska has posted an impressive 48-15 record in the confines of the Bob Devaney Sports Center. Last year's team went 10-6, marking the 10th straight season NU has recorded 10 or more home wins. Nebraska also sports a winning home record against the powerful Big 12 Conference foes, compiling a 22-10 record in league competition since joining the Big 12 Conference.

• Five of Nebraska's 2000-2001 opponents were ranked in the final ESPN/USA Today Coaches and Associated Press polls following last season, including two in the top 10. Iowa State (3rd coaches/6th AP), Oklahoma State (6th/14th), Oklahoma (19th/12th), Miami (20th/23rd) and Texas (21st/15th) were all ranked in the final 1999-2000 polls.

2000-2001 Nebraska Basketball Rosters

Husker Numerical Roster

No.	Name	Pos.	Ht.	Wt.	Yr.	Hometown (High School/Previous School)
1	Danai Young	F	6-4	190	Jr.	Riverdale, Calif. (LeMoore/Cowley County CC)
2	John Robinson II	G	6-1	185	Jr.	Channelview, Texas (Channelview/New Mexico)
3	Cary Cochran**	G	6-1	185	Jr.	Minden, Iowa (Neola-Tri Center HS)
4	Justin Boeker	F/C	6-9	240	Jr.	Houston, Texas (Strake Jesuit/McLennan CC)
5	Kedrick Ford	G	6-2	185	Jr.	Macon, Ga. (Southwest/Neosho County CC)
10	Kevin Augustine	G	6-0	185	Jr.	Santa Ana, Calif. (Mater Dei/USC)
11	Rodney Fields*	G	6-2	210	Sr.	Tampa, Fla. (Tampa Bay Tech/Tyler JC)
15	Steffon Bradford*	F	6-6	240	Sr.	Clewiston, Fla. (Clewiston/Compton CC)
20	Brian Conklin	F/C	6-11	215	Fr.	Hubbard, Ohio (Hubbard)
23	Ross Buckendahl**	F	6-5	210	Sr.	Battle Creek, Neb. (Battle Creek/Northeast CC)
30	Cookie Belcher***	G	6-4	205	Sr.	Mexico, Mo. (Mexico)
31	Kimani Ffriend*	C	6-11	220	Sr.	Kingston, Jamaica (Belair/Gulf Coast CC)
33	Marques McCarty	G/F	6-5	185	Fr.	Sugarland, Texas (Fort Bend Austin)
34	Craig Wortmann**	G	6-4	195	Sr.	Hartington, Neb. (Hartington CC/NE CC)
41	Ben Chesnut	F	6-6	210	Fr.	Omaha, Neb. (Millard North)
55	Ryan Thomas*	G	6-2	185	Jr.	St. Joseph, Mich. (Lakeshore)

Head Coach: Barry Collier (Butler University, 1976), first season

Assistant Coaches: Dave Campbell (Catawba College, 1966), Reggie Rankin (Ohio University, 1989), Kevin Mouton (San Francisco, 1989)

*-letters earned

Husker Alphabetical Roster

No.	Name	Pos.	Ht.	Wt.	Yr.	Hometown (High School/Previous School)
10	Kevin Augustine	G	6-0	185	Jr.	Santa Ana, Calif. (Mater Dei/USC)
30	Cookie Belcher***	G	6-4	205	Sr.	Mexico, Mo. (Mexico)
4	Justin Boeker	F/C	6-9	240	Jr.	Houston, Texas (Strake Jesuit/McLennan CC)
15	Steffon Bradford*	F	6-6	240	Sr.	Clewiston, Fla. (Clewiston/Compton CC)
23	Ross Buckendahl**	F	6-5	210	Sr.	Battle Creek, Neb. (Battle Creek/Northeast CC)
41	Ben Chesnut	F	6-6	210	Fr.	Omaha, Neb. (Millard North)
3	Cary Cochran**	G	6-1	185	Jr.	Minden, Iowa (Neola-Tri Center HS)
20	Brian Conklin	F/C	6-11	215	Fr.	Hubbard, Ohio (Hubbard)
31	Kimani Ffriend*	C	6-11	220	Sr.	Kingston, Jamaica (Belair/Gulf Coast CC)
11	Rodney Fields*	G	6-2	210	Sr.	Tampa, Fla. (Tampa Bay Tech/Tyler JC)
5	Kedrick Ford	G	6-2	185	Jr.	Macon, Ga. (Southwest/Neosho County CC)
33	Marques McCarty	G/F	6-5	185	Fr.	Sugarland, Texas (Fort Bend Austin)
2	John Robinson II	G	6-1	185	Jr.	Channelview, Texas (Channelview/New Mexico)
55	Ryan Thomas*	G	6-2	185	Jr.	St. Joseph, Mich. (Lakeshore)
34	Craig Wortmann**	G	6-4	195	Sr.	Hartington, Neb. (Hartington CC/NE CC)
1	Danai Young	F	6-4	190	Jr.	Riverdale, Calif. (LeMoore/Cowley County CC)

Head Coach: Barry Collier (Butler University, 1976), first season

Assistant Coaches: Dave Campbell (Catawba College, 1966), Reggie Rankin (Ohio University, 1989), Kevin Mouton (San Francisco, 1989)

*-letters earned

Pronunciations

Barry Collier – Call-yer
 Justin Boeker – BO-ker
 Steffon Bradford – STEF-ON
 Ross Buckendahl – BUCK-en-doll
 Cary Cochran – CO-horn
 Kimani Ffriend –
 ki-MON-ee friend
 Marques McCarty – Mar-cus
 Danai Young – Duh-nay

Roster Breakdown

By Class:

Seniors: (6)

Cookie Belcher
 Steffon Bradford
 Ross Buckendahl
 Kimani Ffriend
 Rodney Fields
 Craig Wortmann

Juniors: (7)

Kevin Augustine
 Justin Boeker
 Cary Cochran
 Kedrick Ford
 John Robinson II
 Ryan Thomas
 Danai Young

Sophomores: (0)

Freshman: (3)

Ben Chesnut
 Brian Conklin
 Marques McCarty

By State:

Nebraska: (3)

Ross Buckendahl
 Ben Chesnut
 Craig Wortmann

Texas: (3)

Justin Boeker
 Marques McCarty
 John Robinson II

California: (2)

Kevin Augustine
 Danai Young

Florida: (1)

Steffon Bradford
 Rodney Fields

Georgia: (1)

Kedrick Ford

Iowa: (1)

Cary Cochran

Missouri: (1)

Cookie Belcher

Michigan: (1)

Ryan Thomas

Ohio: (1)

Brian Conklin

Jamaica: (1)

Kimani Ffriend

New Husker Staff Welcomes Experienced Squad

Nebraska will have a new look on the sideline in the 2000-2001 season as Barry Collier takes over as head coach. While Collier and his coaching staff will be new faces in the Big 12 Conference, Husker fans will recognize some key returning faces on the court this season.

Collier comes to Nebraska after 11 seasons at Butler University, where he posted a 196-132 record. He guided his Bulldog teams to six postseason tournament appearances, including NCAA berths in 1997, 1998 and 2000.

Collier's first Nebraska product will be a junior and senior dominated group. The Huskers return five players with significant starting experience and eight lettermen from the 1999-2000 season.

Leading the way for Nebraska is senior guard Cookie Belcher, who is back for a fifth season in a Husker uniform. Belcher, a three-year starter from 1997 to 1999, played in four games last season, then sat

out the remainder of the season with a wrist injury and was granted a medical redshirt.

Regarded as one of the nation's toughest defenders, Collier will call on the 6-4 Belcher for backcourt leadership. Belcher ranks 21st on Nebraska's career scoring list and is the Huskers' game, season and career steals record holder. A third-team All-Big 12 pick in 1998-99 and a two-time All-Big 12 defensive team selection, Belcher is on track to finish his senior season as NU's all-time leader in steals, games played, games started and minutes played.

With Belcher out of the lineup last season, Nebraska turned to its frontcourt for offensive firepower. Larry Florence led the Huskers in scoring, averaging 13.0 points per contest, but graduated after four years in the Nebraska program.

The Huskers also lose guard Danny Walker, a 26-game starter last season and forward Louis Truscott, who saw action in 27 games a year ago. Walker and Truscott averaged 9.6 and 8.2 points per game, respectively.

Returning up front are a pair of seniors who gave Nebraska a strong one-two inside punch last season. Center Kimani Ffriend earned second-team All-Big 12 honors last season. The 6-11 Ffriend averaged 12.0 points and a team-high 8.8 rebounds per game last season, while connecting on 54 percent from the floor. He also led the Big 12 Conference in blocked shots at 2.8 per contest. In addition to being named second-team all-confer-



Barry Collier enters his first season as Nebraska's head coach after leading Butler to three NCAA Tournaments in the past four seasons.


ence, Ffriend was a member of the league's all-newcomer team and was the Big 12 Rookie of the Week three times a year ago.

Joining Ffriend in the Husker frontcourt is senior power forward Steffon Bradford. The 6-6 Bradford averaged 11.1 points and

with starting experience is junior Cary Cochran. Cochran started 11 games late last season and averaged 7.9 points per contest. He is Nebraska's top returning perimeter threat, as he knocked down a team-leading 39 percent from long range. Cochran also finished sec-

"It's an exciting time because each team's makeup changes from year to year. Consequently, the challenge each year is to find the strengths and weaknesses."

– Head Coach Barry Collier



Cookie Belcher enters his senior season aiming to become the NCAA's all-time leader in steals.

8.1 rebounds last season, while starting 25 games. Bradford posted eight double-doubles last season and had three games with 15 or more rebounds.

In the backcourt, Collier has two veterans with starting experience to team with Belcher. Senior guard Rodney Fields started 19 games last season at the off-guard spot. Fields averaged 4.2 points and 1.9 rebounds per game last season, while playing nearly 21 minutes per game.

The third backcourt returnee

ond on the team in assists (78) and steals (37).

Two other Huskers will make their Nebraska debuts this year, after being in the NU program last season. Brian Conklin is a 6-11 forward/center, who redshirted as a freshman last season and should be a versatile player on the Husker frontline this season. John Robinson transferred to Nebraska from New Mexico at midseason last year and will be eligible to compete for the Huskers beginning on Dec. 22. Robinson started 30 games at

point guard for New Mexico as a freshman in 1998-99 and will contend for playing time at the point this season.

The Huskers' final two returning lettermen are third-year walk-ons **Ross Buckendahl** and **Craig Wortmann**. Buckendahl appeared in 14 games last season, while Wortmann saw limited duty as a backcourt reserve.

"As I find every season, your success is really tied to your senior class. With Belcher, Ffriend, Bradford and Fields all in the starting lineup most of last year, that will play a key part in our season," Collier said. "It doesn't mean that somebody has to be your leading scorer, or even play a major role in terms of minutes, but their attitude and leadership is the real key."

According to Collier one of the main keys to success this year will be the development of a winning attitude.

"We'll be working on the development of our team as well as the fundamentals of the game and fundamentals of a winning attitude," Collier said. "It's an exciting time because each team's makeup changes from year to year. Consequently, the challenge each year is to find the strengths and weaknesses."

Collier's spring recruiting period

was limited after his April 5 hiring, but the NU staff did add five players for this year.

Kevin Augustine is a 6-0 point guard, who comes to Nebraska from Fullerton (Calif.) Community College. Augustine played 1 1/2 seasons at Southern California, before moving on to Fullerton. At USC, Augustine started 10 of 26 games as a freshman and averaged 6.3 points, 3.7 assists and 2.3 rebounds for Coach Henry Bibby's Trojans. As a sophomore, Augustine played in just seven games before leaving the team after the first semester. He did not play basketball at Fullerton and will have two seasons of eligibility at Nebraska.

Collier and his staff also inked two players from the Kansas junior college ranks. **Kedrick Ford**, a 6-2 guard from Neosho County CC, averaged 10.4 points and 2.0 rebounds per game last season, while connecting on 40 percent from three-point range.

The third spring signee is 6-4 guard **Danai Young** from Cowley County CC in Kansas. Young averaged 14.0 points and 5.3 rebounds per game last season, while also leading his team with 61 steals. However Young will miss the entire 2000-2001 season after undergoing wrist surgery on Sept. 29 to repair a broken bone.

Nebraska's final back-court signee was **Marques McCarty**, an athletic 6-5 freshman guard from Sugarland, Texas. McCarty is a slashing scorer with the ability to score from the three-point line. Despite undergoing arthroscopic knee surgery in September, he is a candidate to see immedi-

ate playing time.

Junior **Justin Boeker**, a 6-9, 240-pound power forward, will give the Huskers depth in the paint after playing at McLennan Community College in Waco, Texas.

The five new back players give Nebraska a deep backcourt and added depth under the glass. Collier said he may opt to redshirt one or two backcourt players this year, but each player will be given ample opportunity to earn playing time during fall practice. Overall, Collier is excited about having multiple options at most positions.


"Our players will set our starting

lineup. It is wide open right now because we haven't seen anyone do anything yet," Collier said. "The players are the ones who make shots and get stops and rebounds. The five that do that the best as a group will be our starting lineup, always subject to change based on what happens the next day.

"With a senior and junior dominated team, there should be tremendous competition for playing time. Competition makes you better. That is the essence of sport."

Huskers Look for Return to Postseason Play

Last season, Nebraska's streak of reaching postseason play ended at nine seasons. In the previous nine seasons, the Huskers had participated in five NCAA Tourna-



Kimani Ffriend established himself as one the Big 12's top big men after an impressive 1999-2000 season.

ments and four postseason NIT tournaments.

Overall, Nebraska has made 18 postseason trips in 104 seasons of intercollegiate basketball. Fifteen of Nebraska's 18 all-time postseason tournament appearances have come in the past 18 years.

Nebraska made five NCAA Tournament appearances in the 1990s (1991, 1992, 1993, 1994 and 1998) and also qualified for the NCAA Tournament in 1986. The Huskers, however, are winless in their six NCAA Tournament appearances.

The Huskers have made 12 appearances in the NIT, most recently in 1999. Nebraska captured the NIT title in 1996 and advanced to the NIT semifinals in New York

Returning Statistical Leaders

Scoring

Kimani Ffriend, 12.0 points per game
Cookie Belcher, 11.8 points per game in 1998-1999
Steffon Bradford, 11.1 points per game

Rebounding

Ffriend, 8.8 rebounds per game
Bradford, 8.1 rebounds per game

Assists

Belcher, 4.3 assists per game in 1998-1999

Steals

Belcher, 3.2 steals per game in 1998-1999
Cary Cochran, 1.3 steals per game

Blocked Shots

Ffriend, 2.8 blocks per game

FG Percentage

Ffriend, 53.7 percent from field (123-229)

FT Percentage

Cochran, 80.0 percent from line (20-25)

3Pt. FG Percentage

Cochran, 38.8 percent from three-point line (62-160)

City on two other occasions (1983 and 1987). The Huskers own a 20-11 all-time record in the NIT. Overall, the Huskers are 20-17 in postseason play, excluding a loss in the 1949 NCAA playoff game between the Big Seven and Missouri Valley Conferences.

Belcher is Nation's Top Returning Thief

Senior guard Cookie Belcher returns for a fifth season in the Nebraska program, primed for a run at the Husker, Big 12 and NCAA steals record books. Belcher is a two-time All-Big 12 defensive team selection.


Belcher's 271 career steals are a Nebraska career record, 14 more than current New York Knick guard Erick Strickland (1993-96). That figure is also the most steals by a returning NCAA player for the 2000-2001 season. Wisconsin senior guard Mike Kelley is second on the list with 215 career steals, 56 behind Belcher.

The Mexico, Mo., native is also in position to climb the NCAA career steals chart this season. His 271 career steals are just 58 off the career top 10 list and 73 from the all-time top five.

If Belcher duplicates his steals total from any of his three full seasons--87 in 1997, 75 in 1998 and 102 in 1999--he would move into the top five. In fact, the NCAA career steals record of 376 held by Providence's Eric Murdock is not out of the question for Belcher. Former Kansas All-American Darnell Valentine holds the Big 12/Big Eight/SWC league record with 334 career steals, also well within Belcher's sights in 2000-2001.

Double-Double Duo

Nebraska's returning frontcourt duo of senior power forward Steffon Bradford and senior center Kimani



Steffon Bradford is one of the top offensive rebounders in the Big 12. He averaged 8.1 rebounds and 11.1 points per game last season.

Ffriend should again put up big numbers in 2000-2001. Last season, the duo combined to average 23.1 points and 16.9 rebounds per contest. In addition, both Bradford and Ffriend posted eight double-doubles on the season.

Together, the twosome posted some impressive numbers. The pair combined for 31 rebounds against Kansas in Lawrence on Jan. 15, the most ever by a pair of opposing players against a Roy Williams-coached Kansas team. In that

game, Bradford pulled down 17 rebounds, including 11 on the offensive end, with Ffriend grabbing 14 boards. Bradford's 17 boards were the most against KU since Oklahoma State's Bryant Reeves grabbed 20 on Feb. 6, 1995.

Bradford's 19 rebounds against Eastern Illinois were, at the time, the most by a Husker since center Derrick Chandler grabbed 20 in a 1992 game against Oklahoma in Lincoln. Ffriend bettered Bradford's total with a Big 12 record 21 against Oral Roberts. Together the two had seven 15-plus rebounding efforts last season, with Ffriend having four such games and Bradford three.

The Bradford-Ffriend duo had three games last season--Oral Roberts, at Kansas, Texas Tech--in which they both recorded double-doubles. In the victory over Texas Tech in Lincoln, reserve forward Louis Truscott got into the act with his first career double-double, giving the Huskers three players with double figure point and rebound totals. That feat had not been accomplished in the same game since the 1991-1992 season.

Ffriend finished his junior year with 263 boards, the seventh-best single-season in school history. Bradford's 243 boards a year ago ranked just outside the NU single-season top 10 list.

The 6-11 Ffriend also dented the Husker blocked shot and free throw records. His 85 blocked shots in 1999-2000 rank third on the NU single-season list and place him fifth on the career chart. Ffriend established a Husker record for free throw attempts in a season with 227 trips to the foul line, bettering the old record of 212, previously held by Bill Johnson in 1954. That record was the oldest season record in Husker history.

Cochran Halfway to Husker Three-Point Record

Husker junior guard Cary Cochran has quickly earned a reputation as one of the school's most deadly three-point shooters. Halfway through his Nebraska career, Cochran has connected on 101 three-pointers, exactly halfway to the Husker career record of 202, set by Eric Piatkowski from 1991 to 1994.

As a freshman in 1999, Cochran connected on 39 treys, the second-most ever by a Husker freshman. Piatkowski knocked down 44 three-pointers as a rookie in 1991. Cochran followed up his freshman campaign with 62 long-distance baskets last season, the fourth-highest single-season total in Husker history. Cochran's 101 three-pointers are the most ever by a Husker heading into their junior season.

The Minden, Iowa, native is also the co-holder of the single-game three-point record. Cochran knocked down 7-of-9 three-pointers in Nebraska's 1999 NIT second-round loss at Texas Christian.

Cochran and Danny Walker (53) teamed to connect on 115 3-pointers last season. That total represents the third-highest three-point total by two Husker players in a single season. In 1994-95, Jaron Boone (70) and Erick Strickland (54) combined for 124, while Tyronn Lue (78) and Troy Piatkowski (38) combined for 116 three-pointers in 1998.

This summer, Cochran traveled to Austria and Slovakia as part of the Big 12 Men's Basketball All-Star team.

Cochran Serves on NABC's Student Basketball Council

In addition to his on-court impact for Nebraska, Cochran was one of a select group of players na-

tionwide called on to discuss issues and ideas and make proposals related to collegiate basketball. Cochran was one of 47 members of the Student Basketball Council, a player group sponsored by the National Association of Basketball Coaches. The newly formed group had discussions several times via conference calls.

Council members were selected by the NABC's Board of Directors and the NABC Congress. Duke standout Shane Battier served as the Student Basketball Council's chairman. The group's proposals were sent to the NCAA's Division I Student-Athlete Advisory Committee.

Knocking off the Big Boys

With several perennial powers on Nebraska's schedule, the Huskers are likely to face several ranked teams in 2000-2001. A year ago, NU struggled against ranked opponents, however in recent years the Huskers have had good success against top teams, especially at the Bob Devaney Sports Center.

The Huskers were winless against ranked foes last season, but NU has posted a victory against a ranked opponent in eight of the past 10 seasons. Nebraska posted four victories in a season against ranked teams three times in the 1990s - 1991, 1994 and 1999. In the 1990s, Nebraska posted 13 home victories against ranked opponents, including six against foes ranked in the top 10 nationally.

In 1998-99, Ne-

braska accomplished a first in program history by defeating four consecutive ranked opponents. NU had previously defeated three straight ranked foes spanning two seasons in 1993-94 and 1994-95.


Huskers Hope Packed Devaney Center Provides Big Homecourt Advantage

The Nebraska athletic department has begun an aggressive campaign to sell season tickets. Fans are able to buy tickets on the internet at huskers.com and NU is introducing a new Husker student section called the "Red Zone." The Huskers are hopeful that a packed Devaney Center will add to an already strong homecourt advantage.


Nebraska is entering its 25th season in the 13,500-seat Devaney Sports Center and owns an all-time

record of 288-84 (.774), including a 172-22 (.887) mark vs. non-conference opponents and a 116-62 (.652) record against league opponents. The Huskers, who are 125-34 (.786) at home since the start of the 1990-91 season, are 77-8 (.906) in that stretch against non-league opponents and 48-26 (.649) vs. conference foes.

Nebraska finished 10-6 at home last season, marking the 10th straight year NU has had 10 or more home wins. However, the six home losses marked just the third time in 10 years, NU had dropped five or more home games. Since 1990-91, only 14 schools have exited Devaney with a win (34 times), including just eight who have won more than once in the building. Six of the last 15 teams to win at Devaney were ranked 20th



Junior Cary Cochran hit a team-best 62 three-pointers as a sophomore, shooting 38 percent from beyond the arc.



Rodney Fields saw action in 29 of 30 games last season and earned the starting nod in 19 contests, averaging 20.8 minutes per game.

or higher.

Devaney Center Renovations Now Complete

Dramatic changes were made at the Bob Devaney Sports Center before and during the 1999-2000 season. Those changes are now complete and fans who visit the Sports Center this winter will find a much-improved atmosphere inside the arena.

The \$7.9 million project included two big screen replay boards, roof repairs, major concourse improvements and the addition of new sound and lighting systems.

The concourse improvements include a number of exhibits, photos and banners honoring past

Husker greats in all sports. A unique historical timeline featuring world, national, local and Husker events is also included in the project.

The two giant Mitsubishi HuskerVision screens allow fans to enjoy a game-day atmosphere similar to the one experienced at NU's Memorial Stadium.

Husker Schedule at a Glance

Barry Collier's first NU basketball team will face a tough non-conference slate, including four 2000 NCAA Tournament teams and one NIT participant. The non-conference schedule is highlighted by appearances in the Orange Bowl Classic and the San

Juan Shootout in Puerto Rico.

Nebraska opens the 2000-2001 regular season with a Nov. 18 road test at Oral Roberts. The Huskers open regular-season home action against Eastern Illinois on Nov. 21 and face 2000 NCAA qualifier Winthrop on Nov. 27 at the Devaney Center. NU takes to the road for a trip to Pittsburgh on Dec. 2, before returning home for the Husker Team Classic, on Dec. 8-9 at Devaney. The field for Nebraska's 14th annual event includes UMKC, Alaska-Fairbanks and Pacific.

Nebraska hits the road for a four-game road trip to Miami and San Juan from Dec. 16 to Dec. 22. The first stop on the trip is a Dec. 16 game against 2000 Sweet 16 qualifier Miami, Fla., in the Orange Bowl Classic. From Miami, Nebraska will travel to San Juan for three games in the San Juan Shootout from Dec. 20 to 22. Pairings for the tournament have yet to be announced, but the field includes


Nebraska, host American-Puerto Rico, 2000 NCAA qualifier Iona, 2000 NIT participant Southern Methodist, Clemson, Evansville, Northwestern and Florida International.

Nebraska, Murray State (Dec. 30) and in-state rival Creighton on Jan. 2. The Bluejays made a second consecutive trip to the NCAA Tournament in 2000.

Including league opponents, Nebraska will play 13 games against 2000 NCAA Tournament teams with three contests against NIT teams from last season.

"I think everybody on our schedule has the potential to beat us," Collier said. "But I also think that we are capable of beating any one of our opponents, because attitude is so critical in the ability to prepare for an opponent.

"The highlight of the season is the Big 12 schedule, so we will build toward that. That is definitely the focus of the season. It will be a tremendous challenge. We'll know after six to eight games where we stand because we'll have seen different scenarios. It's a matter of preparation, building toward conference play."



Cookie Belcher was a third-team All-Big 12 selection in the 1998-99 season.

The **COACHES**

Basketball 2000-2001

Barry Collier


16-20

Asst. Coaches

21-23

Staff

24-31





Collier at a Glance

Full Name:

Barry Scott Collier

Date of Birth:

July 16, 1954

Education:

Bachelor of Science, Butler, 1976
Master of Science, Indiana State, 1977

Head Coaching Experience:

Butler, 1989-2000 (196-132)

Assistant Coaching Experience:

Rose-Hulman Institute, 1976-1977
Seattle Central CC, 1977-1978
University of Idaho, 1978-1983
University of Oregon, 1983-1986
Stanford University, 1986-1989

Awards and Honors:

Midwestern Collegiate
Conference Coach of the Year
(1991, 1997, 1999, 2000)

Wife:

Annette

Sons:

Casey, 17, Brady, 15, Clay, 13

Barry Collier

Head Coach ♦ First Season

Director of Athletics Bill Byrne ushered in a new era of Husker Hoops when he named Barry Collier Nebraska's 25th head coach on April 5, 2000, ensuring a bright new future for NU men's basketball.

Collier comes to Nebraska after 11 highly successful seasons at Butler University, where he guided the Bulldogs to a 196-132 record. The 46-year-old Collier coached his alma mater to nine winning seasons in the last 10 years, including each of his final seven seasons. Before Collier's arrival at the Indianapolis school, Butler had posted just three winning seasons in the previous 15 years.

Nebraska Director of Athletics Bill Byrne said Collier is one of the most respected coaches in the country and noted the excellent all-around program Collier has built in the past decade.

"I'm delighted that Barry has agreed to be our new men's basketball coach," Byrne said upon Collier's hiring. "He brings the right values that will make him an easy fit in Nebraska. He is also an outstanding coach. I believe that defense is the key to every great basketball program and Barry's teams play great defense. He is an outstanding developer of young



Barry Collier enters his first season as Nebraska's head coach after 11 successful seasons at Butler.

people. His 100 percent graduation rate, coupled with his genuine affection for his athletes, makes him an outstanding person to direct the future of our student-athletes. I couldn't be more pleased."

Butler posted five 20-win seasons under Collier, including 22 or more wins in each of his last four seasons. The Bulldogs had just two 20-win campaigns in their first 91 seasons of intercollegiate basketball before Collier's arrival. In the last four years, Collier's teams compiled a 90-39 (.698) record and made four consecutive postseason appearances, a Butler school record.

The Bulldogs reached the NCAA Tournament in 1997, 1998 and 2000, after not reaching the national tournament in the previous 35 seasons. In the first round of the 2000 East Regional, Butler took eventual national runner-up Florida to overtime before losing, 69-68, on a buzzer beater. The loss to Florida ended Butler's school-record 15-game winning streak. The Bulldogs finished the 1999-2000 campaign with a 23-8 overall mark.

In addition to three NCAA appearances, Butler also reached the National Invitation Tournament three

times under Collier, most recently in 1999, when the Bulldogs advanced to the third round, before falling to Clemson. Collier also led Butler to NIT appearances in 1991 and 1992.

Collier made Butler competitive on the national level, while making the Bulldogs a dominant force in the Midwestern Collegiate Conference. The Bulldogs won two MCC regular-season titles under Collier (1997 and 2000). In 1999-2000, Butler was 12-2 in league play, including victories in its final 11 conference games and over his final five seasons, the Bulldogs posted a 55-19 (.743) league record. Collier's teams finished either first or second



Collier guided Butler to five 20-win seasons, including 22 or more victories each of the past four years.

in the MCC in seven of his last 10 seasons, while his teams also won three MCC Tournament titles in 1997, 1998 and 2000, the only three MCC tournament championships in school history.

His outstanding conference record did not go unnoticed. Collier was named Midwestern Collegiate Conference Coach of the Year four times, including 1991, 1997, 1999 and 2000.

Collier's hard work helped Butler earn the reputation as one of the nation's most disciplined teams. His teams were annually very stingy on the defensive end and well-schooled on offense. In 1999-2000, Butler limited its opponents to 55.7 points per game and

held 11 foes to 50 points or fewer. On offense, the Bulldogs connected on better than 47 percent from the floor, nearly 38 percent from three-point range and committed less than 13 turnovers per game.

Under Collier's direction, his 1990-1991 team led the nation in team free throw shooting, keyed by the nation's top individual free throw shooter, Darrin Fitzgerald, who shot .912 from the line.

Collier's athletes earned seven all-conference awards, including two MCC Players of the Year. Three of his players were two-time selections.

The discipline Collier instilled in the Butler program did not end on the basketball court. It carried over to the classroom, where Collier's players consistently excelled. During his tenure at Butler, all 36 players who completed their senior seasons under Collier earned a college diploma.

During his tenure at Butler,

Collier coached one GTE/CoSIDA Academic All-American and had one athlete earn a prestigious NCAA postgraduate scholarship.

Collier's teams earned a reputation as the league's toughest defensive force during his stint at Butler, holding opponents to less than 73 points per game in nine of his 11 seasons. His 1999-2000 squad was the best of his career, holding opponents to 55.7 points per contest. His final seven teams held opponents to less than 43 percent shooting for the season, including a .386 mark last season and a .391 percentage for the 1996-97 season.

In fact, during Collier's career, he has held opponents to 70 points or less in 200 of his 328 games coached and 60 points or less in 106 games. Collier sports a 151-49 record when holding opponents to 70 points or fewer, and an incredible 90-16 mark when holding teams to 60 points or less. His teams managed to hold opponents to 50 points or less in 30 games, winning

Collier vs. Opponents

American-Puerto Rico	1-0
Anderson	2-0
Ball State	5-6
Belmont	2-1
Bethune-Cookman	1-0
Bowling Green	0-2
Bradley	2-1
Cal State Fullerton	1-1
Cal State Northridge	1-0
Cincinnati	0-2
Clemson	0-1
Cleveland State	8-3
Colgate	1-0
Dayton	5-3
DePauw	2-0
Detroit Mercy	13-12
Duquesne	1-1
Eastern Illinois	0-1
Evansville	6-11
Florida	0-1
Florida International	2-0
Florida State	1-1
Georgia State	2-0
Hanover	1-0
Holy Cross	0-1
Idaho State	1-0
Illinois-Chicago	12-5
Illinois State	2-2
Indiana	1-4
Indiana State	8-4
Indiana Wesleyan	1-0
Iowa	0-1
IUPUI	3-0
Jacksonville	2-0
James Madison	2-1
LaSalle	5-2
Loyola	21-5
Marquette	2-2
Marshall	2-0
Maryland-Eastern Shore	1-0
Mercer	2-2
Miami (Ohio)	1-0
Montana State	0-1
Mount St. Mary's	1-0
Nevada	2-0
New Mexico	0-1
North Carolina	0-2
Northeastern Illinois	4-2
Notre Dame	5-1
Oklahoma	1-0
Old Dominion	1-0
Pacific	1-0
Penn State	1-1
Portland	4-0
Santa Clara	0-1
St. Francis (N.Y.)	1-0
St. Louis	2-2
St. Peter's	0-1
Stanford	0-1
Southern Utah	0-2
Southwest Missouri State	1-1
Tennessee-Martin	0-1
Texas Christian	1-0
Tulane	1-0
UNC-Charlotte	1-2
UNC-Wilmington	0-1
Valparaiso	4-1
Villanova	0-1
Western Illinois	1-2
Western Kentucky	2-2
Wisconsin	1-1
Wisconsin-Green Bay	11-6
Wisconsin-Milwaukee	14-0
Wright State	9-4
Wyoming	0-1
Xavier	2-13

Collier Year-by-Year at Butler

Season	Record	MCC Record	MCC Finish	Postseason
1989-1990	6-22	2-12	8th	
1990-1991	18-11	10-4	2nd	NIT
1991-1992	21-10	7-3	tie, 2nd	NIT
1992-1993	11-17	5-9	tie, 5th	
1993-1994	16-13	6-4	tie, 2nd	
1994-1995	15-12	8-7	5th	
1995-1996	19-8	12-4	2nd	
1996-1997	23-10	12-4	1st	NCAA
1997-1998	22-11	8-6	3rd	NCAA
1998-1999	22-10	11-3	2nd	NIT
1999-2000	23-8	12-2	1st	NCAA
Overall	196-132	93-58	2 MCC Titles	3 NIT, 3 NCAA

each contest.

On the glass, his teams were just as solid. Collier has directed his teams to a positive rebounding margin for nine straight seasons, including an 8.1 advantage during his 1994-95 season. His first Husker team should help him continue that tradition as last year's Husker team ranked third in the Big 12 with a 2.8 rebounding advantage.

Collier has also earned respect for developing great shooters. While at Butler, Collier molded some of the best shooters in school history. He coached Rolf van Rijn who set the school record for career field goal percentage and Jody Littrell, who made 181 career three-pointers and shot better than 51 percent from downtown in a single season. He also molded Darin Archbold into one of the best three-point shooters in the country, as Archbold shot .465 (152-of-327) from beyond the arc during his four-year career. Archbold, an 86 percent career free throw shooter,


also led the nation with his .912 percentage from the charity stripe during the 1990-1991 season. Butler's last 10 teams made more than 120 three-pointers each season, while shooting better than 35 percent from beyond the arc in seven of his 11 seasons. His 1991-92 team shot 40 percent from three-point range.

Collier prepared for his head coaching career by serving as an assistant coach at five schools in the previous 13 years. He began his coaching career at Rose Hulman Institute, then served in succession as an assistant coach at Seattle Central Community College, the University of Idaho, the University of Oregon and Stanford University.

While Collier was an assistant at Stanford under Mike Montgomery, he helped begin the turnaround of the Cardinal program, assisting in trips to the 1988 NIT and the 1989 NCAA Tournament, when Stanford won 26 games and finished second in the Pac-10 Conference.

Byrne and Collier were first affiliated during Collier's stint as an Oregon assistant coach for three seasons from 1983 to 1986. Byrne was an Associate Athletic Director at Oregon during the 1983-84 season, then was promoted to Director of Athletics in May of 1984.

The announcement of Collier as Butler's head coach in the spring of 1989 marked his return to the



The Collier Family (left to right): Brady, 15, Annette, Barry, Casey, 17, and Clay, 13, pictured with family dog, Pippen.

Indianapolis campus. Collier first went to Butler as a student-athlete in 1974, following two seasons at Miami Dade South Junior College. The 6-7 Collier played basketball for the Bulldogs for two seasons, leading the team in rebounding twice and finishing second on the team in scoring once. He was named a Butler co-captain as a senior and was awarded the team's co-MVP trophy for the 1975-76 campaign. During his senior season, Collier averaged 15.2 points and 7.5 rebounds and earned first-team all-conference honors in the Indiana Collegiate Conference.

Collier attended Miami Palmetto High School in Miami, Fla., and later received an Associate of Arts degree from Miami Dade South. He

earned a Bachelor of Science degree from Butler in 1976 and a Master of Science degree from Indiana State University in 1977.

Collier and his wife, Annette, have been married since 1975. The couple has three sons, Casey, 17, Brady, 15 and Clay 13.

Collier replaced Danny Nee who was Nebraska's coach for the past 14 seasons and finished his NU career with a 254-190 record, the most victories in school history.



Collier enters his first season at Nebraska looking for his 200th career victory.

Collier Teams are:

when holding opponents to 70 points or less	151-49
when holding opponents to 60 points or less	90-16
when holding opponents to 50 points or less	30-0

when scoring 100 or more points	5-1
when scoring 90 or more points	17-7
when scoring 80 or more points	67-19
when allowing 100 or more points	0-9
when allowing 90 or more points	3-24

In overtime games	12-13
in single overtime	9-11
in double overtime	2-2
in triple overtime	1-0

Other Collier Notables

Most team points scored in a game	128
vs. Evansville, 2/9/91 (lost, 136-128, 2OT)	
Most team points allowed in a game	136
vs. Evansville, 2/9/91 (lost, 136-128, 2OT)	

A Conversation with Barry Collier



When opposing coaches and fans are watching your teams, what qualities do you want them to see?

When I think of a great college basketball game, the first thing that comes to mind is intensity. Starting with the action on the floor and extending into the stands, everyone wants to see great passion. Secondly, an aggressive, attacking mentality is absolutely paramount. Our team should exude discipline, fire, togetherness and toughness. Finally, unselfish play speaks volumes of a "team first" attitude.

How do you view yourself as a coach?

My first responsibility is to the players and their total development. We are seeking to provide an environment which encourages growth in four major areas: mentally, physically, socially and spiritually. Developing a winning attitude will lead to success in every phase. Out on the floor, we know each player brings a different set of skills and strengths to the team and we must put him in a position to take advantage of those skills and strengths.

What are your thoughts about playing in the Big 12 Conference?

The depth of nationally competitive teams in the Big 12, makes the conference a great challenge and opportunity for players and coaches. With an incredible tradition of athletic excellence and "second to none" facilities, the Big 12 is destined for continued dominance.

Why should a prospective student-athlete choose to attend Nebraska?

The No. 1 reason to come to Nebraska is the people. That includes the students, professors, fans, alumni, and support staff. This is really a terrific place. As a coaching staff, we always talk about three things an athlete should look for – academics, athletics and the people and social settings.

Academically, this is an outstanding university. Athletically, it's one of the top athletic programs in the nation with tremendous support and facilities. The people are warm, hospitable and genuine.

What are some of the qualities you look for in a prospective student-athlete?

I'm really looking for someone that appreciates all of those things I just mentioned – the superb academics, outstanding athletic accomplishments and the amazing people. I'm looking for a driven competitive student-athlete, a person that those things appeal to, because he wants a good education and is committed to succeeding. He is also driven to be the best he can be across the board, academically, athletically and as a person.

After spending 11 years at Butler, what made you decide to come to Nebraska?

The opportunity to be at a place with great academics, and to compete at the highest level of collegiate athletics was a professional challenge that was too great to turn down. I was drawn by the opportunities for Nebraska's athletes as students and by the opportunity to compete for a national championship. Nebraska's fan support, facilities, and performance support make all of that possible.

What is your vision for the future of Nebraska basketball?

I want to see Nebraska basketball consistently compete among the elite programs of college basketball and when you do that you're competing for conference and national championships. We already have some great examples of that in our athletic department.

What do you think of Nebraska's fans?

In 25 years of college coaching, I've never seen such broad support for an athletic program. Husker fans are proud, devoted, supportive... nuts! I love it and I've become one of them.

You've earned a reputation as an outstanding defensive coach. Will that be a major key to this year's team success?

I know that we have to play good half-court defense, but I believe that's true of any team. If we're not a good defensive team, then we won't win the Big 12.

What goals have you and your team set for the 2000-2001 season?


We're trying to win a Big 12 championship and that won't ever change. There are 11 other schools trying to do the same thing, so the goal of our team is to develop a winning attitude, and I think once we do that, the result will be wins. That's how you win games, that's how you win championships. We're really trying to encourage that development of a winning atmosphere.

This team has the opportunity to establish a long-term attitude that will serve Husker basketball well into the future.

What is your evaluation of this year's schedule?

We have a very challenging schedule ahead of us for the upcoming season. We'll play 14 games against teams that were in last year's NCAA Tournament and the Big 12 Conference is one of the nation's toughest basketball conferences. Because of that, everybody on our schedule has the potential to beat us. That's why attitude is so critical in the ability to prepare for an opponent.

The highlight of the season is the Big 12 schedule, so we will build toward that. That is definitely the focus of the season. It will be a tremendous challenge and will be a matter of preparation.



Head Coach Barry Collier believes that a winning attitude is one of the keys to a successful program.

What they're saying about Barry Collier.....



*Mike Montgomery
Stanford*

"I am proud of what Barry Collier has accomplished in his coaching career. I lost a valuable assistant when he left Stanford to become the head coach at Butler, but I also knew that he would be highly successful running his own program with integrity, character and coaching talent. He will bring those attributes to the Nebraska program. Look out for the Huskers in the years ahead."




*Mike Krzyzewski
Duke*

"I have loved watching Barry's teams play over the years. His players play hard and together. He will do a terrific job at Nebraska."



*Kelvin Sampson
Oklahoma*

"Barry Collier is good for the game. Not only is he an outstanding basketball person, but he's a tremendous person in general. Guys like Barry are good for college basketball because they care about kids and they care about the game. I think Nebraska made a tremendous hire."



*Dick Bennett
Wisconsin*

"Barry is the consummate coach, excellent in every important area. Nebraska fans will appreciate the style and quality of basketball played on both ends of the floor."



*Tom Izzo
Michigan State*

"Barry Collier is one of the new coaches that will have a deep impact on major college basketball. He did an incredible job at Butler, building the program into one that competed at the national level, and I believe he'll have the same success at Nebraska. He's not only a great coach, but a person who leads his players on and off the court."



*Dick Vitale
ESPN*

"He's a flat out winner. He understands every phase of the game and the ability to get the maximum out of his players. He is a solid choice to coach in the Big 12 and to bring success to the Cornhuskers."



*Steve Lappas
Villanova*

"Having played against Coach Collier when he was at Butler, I found them to be as disciplined and fundamentally sound a team as we have faced here at Villanova."



*Gene Keady
Purdue*

"Barry is one of the finest young coaches in America. He's a great competitor who always gets the most out of his players. We played his Butler teams several times and always respected their intensity and attitude. I like the way Barry gets his teams to play and I like him as a person."



Campbell at a Glance

Full Name:

David Louis Campbell

Date of Birth:

Nov. 29, 1940

Education:

A.B., Catawba College, 1966
M.S., Appalachian State, 1977

Head Coaching Experience:

Western Nebraska CC, 1988-2000
New Mexico Military Institute,
1985-1987; 1976-1980
College of Southern Idaho, 1981-1983
Pittsburgh-Johnston, 1973-1975

Assistant Coaching Experience:

Clemson University, 1984
Tulane University, 1972
Duke University, 1968-1971

Awards and Honors:

NABC Junior College Coach of
the Year, 1995
Eight Regional/District IX Coach of
the Year Awards
(Western Nebraska CC)
Two-time Region 18 Coach of the Year
(at Southern Idaho)
NAIA District 18 Coach of the Year,
1975
Pittsburgh Press College Coach of
the Year, 1975

Wife:

Nancy

Children:

Cory, 25, Jason, 23, Bryan, 20, Teela, 8

Dave Campbell

Assistant Coach ♦ First Season

Veteran college coach Dave Campbell, formerly head coach at Western Nebraska Community College, enters his first year as the top assistant coach on Barry Collier's Nebraska basketball coaching staff.


Campbell joins the Husker staff after 13 seasons as the head coach and athletic director at Western Nebraska Community College in Scottsbluff, Neb., where he compiled a 353-105 record. Overall, "Soupy"

Campbell has 25 seasons of head coaching experience. He also served as the head coach for seven seasons at New Mexico Military Institute, three years at the College of Southern Idaho and two seasons at the University of Pittsburgh at Johnstown.

Collier is excited about the addition of Campbell, who brings a proven coaching record and extensive recruiting experience to the Husker staff.

"I've known and respected 'Soupy' for more than 20 years. He has a tremendous track record both as a head and assistant coach. His 20-plus years of head coaching experience are a tremendous asset to the University of Nebraska. He has won nearly 600 games and produced and recruited a number of very good players. He is an excellent recruiter and that will be one of his primary tasks here, but he is also an excellent basketball coach, both on the floor and in the locker room."

Campbell, who sports an all-time record of 585-236 as a head coach, developed Western Nebraska into one of the top programs in the junior college ranks. His 13 Cougar teams all won 21 or more games, including four seasons with 30-plus victories. Campbell's top



The Campbell family (front row): Teela, 8, Dave and Nancy. (Back row) Cory, 25, Jason, 23 and Bryan, 20.

team at Western Nebraska was his 1994-95 squad, which posted a 36-4 overall record, captured the Region IX championship and finished third in the NJCAA national tournament. That team included Bernard Garner, who played two seasons at Nebraska, and Bobby Jackson, who was part of Minnesota's 1997 NCAA Final Four team.

Campbell's coaching efforts in the 1994-95 season were recognized as he was named the National Association of Basketball Coaches Junior College Coach of the Year, along with Region and District IX coach-of-the-year honors. In all, Campbell earned eight regional or district coach-of-the-year awards at Western Nebraska and his teams won seven Region IX titles and placed in the top eight at the national tournament four times.

Before his tenure at Western Nebraska, Campbell served two stints as the head coach at the New Mexico Military Institute in Roswell, N.M. He first served as head coach at the school for four seasons from 1976 to 1980, then returned for three years from 1984 to 1987. Overall, Campbell posted a 130-85 record at New Mexico Military Institute, while the school was

just 25-97 in the four seasons in between his two coaching stints.

Campbell left the New Mexico Military Institute in 1980 for the head coaching job at the College of Southern Idaho, where he put together an 80-19 record in three seasons. At Southern Idaho, Campbell was named Region 18 Coach of the Year twice and his teams played in two national tournaments. After three seasons at Southern Idaho,

Campbell was an assistant coach for one season (1983-84) at Clemson University under coach Bill Foster.

Campbell's first head coaching job was at the University of Pittsburgh at Johnstown from 1973 to 1975. In two seasons, he guided the school to a 22-27 record and in 1975 he was named the NAIA District 18 Coach of the Year and the *Pittsburgh Press* College Coach of the Year.

In addition to his one season at Clemson, Campbell also has Division I assistant coaching experience at Duke and Tulane. He was at Duke from 1968 to 1971, serving as an assistant under head coaches Vic Bubas and Bucky Waters, then went on to Tulane for the 1971-72 season.

Campbell earned a bachelor's degree in physical education from Catawba College in Salisbury, N.C., in 1966 and received a master's degree from Appalachian State University in 1977. Dave and his wife, Nancy, have been married for 31 years and have three sons, Cory, 25, a second-year law student at Washburn University; Jason, 23, a junior member of the University of Arkansas football team; and Bryan, 20, who is a freshman at Arkansas. The couple also has an eight-year-old god child, Teela.



Reggie Rankin

Assistant Coach ♦ First Season

Reggie Rankin, a veteran collegiate assistant coach is in his first year as a member of Barry Collier's staff.

Rankin comes to Nebraska after three seasons on the staff at the University of Georgia. He served as a full-time assistant coach in 1998 and 1999 on Coach Ron Jirsa's staff, then was an administrative assistant for Jim Harrick's Bulldogs this past season.


Overall, Rankin has seven seasons of Division I coaching experience, as he also served as an assistant at Ohio University, Wyoming, Boston University and Bowling Green State.

Rankin will assist the Huskers in all aspects, including on-the-floor coaching as well as on- and off-campus recruiting. Collier said he was impressed by Rankin's all-around coaching success.

"Reggie's Division I experience has helped him develop a strong coaching background and at the same time has led to multiple successes in recruiting," Collier said.

While Rankin was on the Georgia staff, the Bulldogs participated in the 1998 and 1999 NITs, reaching the Final Four of the tournament in 1998, when UGA finished the year with a 20-15 record.

As Georgia's administrative assistant last season, Rankin handled a wide variety of day-to-day duties, game and practice scheduling, travel arrangements, academic supervision and was also the director of Coach Harrick's Basketball Camp. In his first two seasons in Athens, he was one of the Bulldogs chief recruiters and



The Rankin family (left to right): Alexandria, 1, Monica, Reggie, and Alexis, 3.

on-court coaches.

Before joining the Georgia staff, Rankin had successive one-year assistant coaching stints at four different schools. During the 1996-97 campaign he was an assistant at his alma mater, Ohio University, and the Bobcats finished that season with a 17-10 record. Previously, Rankin worked for single seasons at Wyoming (1995-96), Boston University (1994-95) and got started in college coaching in 1993-94 at Bowling Green State University under head coach Jim Larranaga.

Rankin, a native of Columbus, Ohio, was a standout guard at Linden McKinley High School, where he twice earned all-class All-Ohio honors and was nominated to the McDonald's All-America team in 1985. He played his collegiate basketball at Ohio, where he was a four-year letterman for the Bobcats from 1987 to 1990 and was

twice an All-Mid-American Conference Academic Team selection.

Rankin earned a bachelor's degree in physical education from Ohio University in 1989 and earned a master's from the school a year later in 1990. In both his undergraduate and graduate work at Ohio, Rankin's studies were concentrated in athletic administration. Rankin and his wife, Monica, have been married for six years and have two daughters, Alexis, 3, and Alexandria, who will celebrate her second birthday this February.

Rankin at a Glance

Full Name:

Reginald Vernon Rankin

Date of Birth:

Oct. 25, 1966

Education:

B.S., Ohio University, 1989

M.S., Ohio University, 1990

Assistant Coaching Experience:

Bowling Green State, 1994

Boston University, 1995

Wyoming, 1996

Ohio University, 1997

Georgia, 1997-1999

Georgia (Admin. Assistant) 2000

Wife:

Monica

Daughters:

Alexis, 3, Alexandria, 1



Mouton at a Glance

Full Name:
Kevin Mouton

Date of Birth:
March 8, 1966

Education:
B.A., San Francisco, 1989

Assistant Coaching Experience:
Logan (Calif.) HS, 1990-1992
Castlemont (Calif.) HS, 1992-1993
Colorado School of Mines, 1993-1994
Butler, 1994-1995
Eastern Illinois, 1995-1996
New Hampshire, 1997-1999
St. Mary's (Calif.), 1999-2000

Wife:
Jacquie

Children:
Adrian, 8, Whitney, 3

Kevin Mouton

Assistant Coach ♦ First Season

Kevin Mouton begins his second tour of duty as an assistant coach under Barry Collier, after serving as an assistant on the Butler coaching staff early in his collegiate coaching career.

Mouton comes to Nebraska after one season at Saint Mary's College of California, where he was responsible for coaching the Gael guards. He also assisted in recruiting, scouted many of Saint Mary's opponents and monitored the academic progress of Gael basketball players.


At Nebraska, Mouton will assist with all aspects of on-the-floor coaching and will also help with the Huskers' on-campus recruiting.

Mouton served on Collier's Butler University staff for two seasons from 1994 to 1995. That previous contact, along with Mouton's excellent coaching track record make him an excellent addition to the NU program, according to Collier.

"Kevin is a bright young coach who I have known for nearly 15 years," Collier said. "He brings a great deal of enthusiasm to the Nebraska program and his coaching and recruiting talents fit well with the rest of our staff."

Mouton said he is anxious to get started in his new position at Nebraska. He values the opportunity to work on Collier's staff and help Nebraska reach the next level in college basketball.

"What excites me the most about joining the University of Nebraska staff is the opportunity to once again work for Barry," Mouton said. "Having worked with Barry



Mouton family (left to right): Jacquie, Whitney, 3, and Kevin. Not pictured: Adrian, 8.

in the past, I understand what type of coach he is and what he is capable of doing as far as turning a program around. I'm really excited about the opportunity to help Barry build the program at Nebraska, and I think the sky is the limit here."

Nebraska's facilities and support system immediately impressed Mouton when he arrived in Lincoln.

"I've never seen anything like this," Mouton said. "When you first get here it is all kind of overwhelming, but then you think of the tradition of Nebraska athletics and you realize this is what it is all about."

Before his one season at Saint Mary's, Mouton served for three seasons as an assistant coach and recruiting coordinator at the University of New Hampshire. Mouton coached three straight America East All-Rookie Team selections and helped in signing the 15th-

ranked recruiting class in the East.

Mouton began his coaching career in 1990 as an assistant coach at Logan (Calif.) High School, his alma mater. After three years at the school, he got his start in collegiate coaching at Colorado School of the Mines, where he served as an assistant for the 1992-93 campaign.

Mouton then joined Collier on the Butler University staff for two seasons, where he helped the Bulldogs to 31 wins in the two-year period. Mouton then moved on to Eastern Illinois for the 1995-96 season before taking the job at New Hampshire.

Mouton graduated from Logan High School and earned prep all-state and adidas All-America honors. He was recruited to the University of Oregon by Collier, who was then an assistant on the Ducks' staff. After one season in Eugene, Mouton transferred to Jamestown Community College in Jamestown, N.Y., where he was the team captain and MVP in 1986-87.

Mouton then went on to the University of San Francisco, for the 1988 and 1989 seasons, where he was a two-year starter and team captain for the Dons and earned the team's Most Inspirational Player award. He graduated from San Francisco in 1989 with a bachelor's degree in sociology.

Mouton and his wife, Jacquie, have an eight-year-old son, Adrian, and a three-year-old daughter, Whitney.



Mike Broughton

Director of Basketball Operations ♦ First Season

Broughton at a Glance

Full Name:

Michael Broughton

Date of Birth:

June 29, 1955

Education:

B.S., Indiana Wesleyan, 1977

M.S., Indiana State, 1982

Head Coaching Experience:

Jeffersonville (Ind.) HS, 1990-2000

Castle (Ind.) HS, 1984-1990

Rushville (Ind.) HS, 1981-1984

Hebron (Ind.) HS, 1979-1981

Awards and Honors:

1993 Indiana Sportswriters and Sportscasters Coach of the Year
1993 Indiana State Championship Hoosier Hills Conference Coach of the Year, 1991, 1993, 1996, 1999, 2000

HBCA Coach of the Year, 1987, 1990
Porter County Coach of the Year, 1980

Wife:

Patricia

Children:

Joshua, 21, Michelle, 19, Kristi, 16

Coach Barry Collier completed his first basketball staff at the University of Nebraska with the hiring of Mike Broughton as Director of Basketball Operations on July 27, 2000.

Broughton joins the Huskers after an illustrious high school coaching career in the state of Indiana that spanned more than 20 years. He is responsible for all basketball related administrative duties, including scheduling, equipment, team travel and budgeting.

Broughton, who fills a non-coaching position, joins assistant coaches Dave Campbell, Reggie Rankin and Kevin Mouton on Collier's staff.

Broughton is excited about joining the Nebraska basketball staff.

"It's an honor to work at Nebraska," Broughton said. "I have been involved with coaching for 25 years and it is such a great opportunity for me because Nebraska has had such great programs in all sports over the years," Broughton said. "I know that I will enjoy working with Coach Collier and the rest of the staff. I feel like we are going to be capable of doing bigger and better things at Nebraska in the years to come."

Collier said that Broughton was an easy pick to join the staff.

"Mike's an outstanding person and has enjoyed a very successful career as a coach at the high school level in Indiana," Collier said. "He is very personable and extremely organized. He will definitely fit in well on our staff because he is such an excellent administrator."

Broughton comes to Nebraska after spending the past 10 seasons as the head coach at Jeffersonville High School in Indiana. During the

decade of the 1990s, Broughton led Jeffersonville to a 210-40 record (.840 winning percentage), which was the best won-loss record in the state of Indiana. He also piloted Jeffersonville to the 1993 Indiana State Basketball Championship and a final No. 10 national ranking by USA Today. He coached Jeffersonville to a final No. 21 national ranking in 1992, and guided his team to four Indiana Final Fours, five regional titles and seven sectional championships.

Broughton was the Hoosier Basketball Coaches Association Coach of the Year in 1987 and 1990, and the Indiana Sportswriters and Sportscasters Coach of the Year in 1993.

During his tenure at Jeffersonville, his teams were ranked every week in the AP Top 20 or Class 4A Top 10 from December 1990 to January 1998.

One of the nation's top high school coaches, Broughton has a career record of 350-145 (.710).

Before coaching at Jeffersonville, Broughton was a head coach at Castle (1984-90), Rushville (1981-84) and Hebron high schools (1979-81), all in the state of Indiana. The 45-year-old Broughton also taught high school math, including geometry and advanced algebra during his coaching stints.

At Castle High School, Broughton went 81-55, winning sectional championships in 1987 and 1990, after the program had not



The Broughton family (left to right) – Patricia, Kristi, 16, and Mike. Not pictured: Joshua, 21, and Michelle, 19.

posted a winning season in the 13 seasons before his arrival.

Broughton posted a 29-37 record in three seasons at Rushville, leading the team to its first winning record in 10 seasons and compiling a 25 home-game win streak from 1983 to 1984.

In his head coaching debut at Hebron High School, Broughton went 30-13 from 1979 to 1981, winning one conference tournament championship.

A native of Hebron, Ind., Broughton is married to the former Patricia Clark, and the couple has three children, Joshua, 21, Michelle, 19, and Kristi, 16. Broughton played both basketball and baseball at Indiana Wesleyan University, graduating with a bachelor's degree in 1977. He was a three-time all-conference selection as a baseball player at the Marion, Ind., school. He earned a master's degree in secondary school administration from Indiana State University in 1982.

Husker Basketball Support Staff



Mike Gooding
Men's Basketball Trainer, ATC, CSCS

Mike Gooding is in his sixth season with the NU athletic department as an assistant athletic trainer and his sixth year as the men's basketball trainer. Gooding received his master's degree in exercise science and physical education from Arizona State in 1995. During the summers of 1997 and 1998, Gooding traveled throughout Europe as the head basketball trainer for the International Association for the Advancement of Athletes. He received his bachelor's degree in kinesiology and graduated with the highest of honors from Illinois in 1993. He graduated from Sheldon (Ill.) High School. Mike is married to the former Kara Schertzer.



Aaron Babcock
Assistant Sports Information Director

Aaron Babcock enters his third year as an assistant sports information director with the Nebraska athletic department, his first as the men's basketball SID.

Babcock is also in charge of publicity and media relations for the nationally-ranked baseball team and oversees volleyball, track and field and cross country.

Babcock joined the NU Sports Information Office after spending two years as the sports information director at the University of Nebraska at Kearney.

In 1999, the Nebraska volleyball guide that Babcock designed and edited was voted Best in the Nation by CoSIDA, while the 1998 volleyball finished second in the nation. His 1998-99 track and field guide was voted third best in the nation and last year's baseball guide finished ninth nationally.

At Nebraska-Kearney, Babcock coordinated media relations, statistics, publications and game-day management for the Lopers' 16-sport program. He was a key figure in designing and maintaining the UNK Athletic Department Home Page on the World Wide Web.

Babcock graduated from UNK with a Comprehensive Bachelor of Science in Journalism/Mass Communication in 1996. During his college career, he served as a student assistant SID at UNK for four years. He served as the assistant sports editor of the Antelope Newspaper where he was twice awarded with the Best Collegiate Feature Story by the Nebraska Press Association in 1994 and 1993. As a photographer, he received Kodak's National Photography Award in 1992. Babcock is a native of Auburn, Wash., and graduated from Auburn High School in 1992.



Ellen Shutts
Coach Collier's Secretary

Ellen Shutts is in her 14th year as the men's basketball office secretary, and her 21st at the University of Nebraska. Before moving into the men's basketball office, Ellen was a secretary for UNL Student Union's Food Department. Ellen and her husband, Rob, are the parents of a daughter, Erin, 19, a sophomore


at the University of Tulsa, and a son, Ryan, 17, a senior at Norris High School.



Joe Barnhart
Manager



Jen Beale
Manager




Thompson Hermann
Manager




Steve Hinerman
Head Manager



Dennis LeBlanc
Assoc. AD/Academic



Jessica Lauby
Office Assistant



Matt Mast
Manager



Eric Muff
Computer Services




Kyle Schumann
Manager



Benna Tomafello
Office Assistant



Jay Terry
Equipment
Manager



Jaden Uken
Manager



Chad Wade
Devaney Center
Strength Coach



Spencer Wall
Manager



Bill Byrne

Director of Athletics, Eighth Year

When Director of Athletics Bill Byrne came to the University of Nebraska in 1992, he had a vision. His plan was to balance the budget, provide a stable financial base to build successful programs into the next millennium, provide complete and integrated services for Husker student-athletes, improve NU's aging facilities for the benefit of student-athletes and fans, and make Nebraska the best athletic program in the nation. He has pursued that vision with passion.

In Byrne's eighth year in Lincoln, Nebraska resides among the nation's best in all sports. The Huskers have ranked among the top 15 in the Sears Directors' Cup in each of the last five years with a school-best fourth-place showing in 1996-97.

Improving facilities to pave the way to success has been a priority. Facility upgrades were not only needed to recruit the nation's top athletes, but to provide improved fan amenities and fan safety. The 1999 season unveiled NU's biggest project yet, the \$36.1 million Memorial Stadium Improvement Project, which included much more than just 42 skyboxes and a press facility. Most impressively, the project provides a sound financial base for the future. Memorial Stadium improvements began with the addition of two HuskerVision replay boards in 1994, allowing Nebraska to become the first collegiate-owned venue to feature replay boards for its fans. Memorial Stadium was renovated to include an expanded training room, improved locker rooms, a new public address system, expanded restrooms, improved concession areas and improved seating for disabled fans. Complete waterproofing and concrete repair will continue throughout the stadium into the next decade.

Facility updates do not end with the football program. The University of Nebraska-Lincoln, the City of Lincoln and Lincoln Professional Baseball broke ground on a new \$32.1 million baseball/softball complex in April. Byrne led fund-raising efforts for the complex, which will house the NU baseball and softball teams as well as a new Northern League franchise. Opening in the spring of 2001, the baseball stadium will boast a capacity of 6,000 and will feature 16 skybox suites. The softball stadium, opening during the fall of 2001, will have a capacity of about 2,500.

The Bob Devaney Sports Center received more than \$7.9 million in

improvements, including the addition of HuskerVision screens. The project also included improved fan amenities, better seating for disabled fans and a complete upper concourse renovation with a Hall of Honor, Husker Timeline and other exhibits commemorating a century of NU athletics. Other improvements to Devaney under Byrne's watch include a new locker room for women's staff, a new roof over the pool area, remodeling of the central concessions area, a new weight room, new women's basketball locker room and a passenger elevator.

The track and field program benefited from the \$2 million Ed Weir Outdoor Track Project completed before the 2000 outdoor season. Track and field will also receive a \$2.9 million indoor track renovation at the Devaney Center next year.

In 1998-99, the Abbott Sports Soccer Complex received a new press facility, which helped secure three home games in the NCAA Women's Soccer Championships in 1999. The women's rifle program also kicked off its first season with a new shooting range. In 1997-98, the NU Softball Complex received a new press box and exit plaza. The NU Coliseum received a new volleyball ready room, and new infield turf was installed at Buck Beltzer Baseball Stadium.


Over the past five years, the Athletic Ticket Office relocated to the Stadium Drive Parking Garage, along with the Huskers Authentic retail store, and the Athletic Marketing and Development offices moved to the

South Stadium Office Building. Improvements and reorganization of the offices within the athletic department have helped make Nebraska more user-friendly and better utilizes Byrne's plan of "one-stop shopping" for fans and student-athletes. He also reorganized Nebraska's fund-raising efforts and started an integrated marketing and licensing program, which quickly took its place among the top five revenue-generating programs in the country.

Byrne orchestrated these improvements while balancing the budget.

NU had a \$2.5 million deficit when Byrne arrived in 1992. While operating on a \$39 million budget, the deficit is gone and the athletic program now provides more than \$40 million in economic impact to the Lincoln community each year.

He has made 10 coaching hires in the last seven years, and his knack for recognizing young, charismatic talent is evident. Byrne hired Dan Kendig in 1994 for women's gymnastics (advanced to the NCAA Championships in five of the last six seasons, including a school-best fourth-place finish in 2000); women's soccer coach John Walker in 1994 (advanced to the NCAA Championships four straight seasons, including Elite Eight in 1996 and 1999); Paul Sanderford for women's basketball in 1997 (earned NCAA tournament berths each of his first three seasons); Bill Straub for women's bowling in 1997 (won the national title in 1999); Dave Van Horn to lead the baseball program in 1998 (won back-to-back conference tournament titles in 1999 and 2000 and advanced to the NCAA Super Regionals in 2000); football coach Frank Solich in 1997 (guided Nebraska to a Big 12 title and No. 2 final ranking in 1999); Karen Anthony for women's rifle in 1998



Grandsons Davis (left) and Nicholas (right) Byrne are Bill and Marilyn's pride and joy.



Byrne's goal is to make Nebraska the nation's top intercollegiate program. During his tenure, the Huskers have won six national championships.

Byrne has served collegiate athletics as . . .

- ▶ Pacific 10 Conference Athletic Directors, chair, 1989
- ▶ NCAA Special Committee on Marketing, member, 1995
- ▶ NCAA Certification Committee, member, 1993-95
- ▶ NACDA President, 1991-92
- ▶ Big 12 Athletic Directors, chair
- ▶ NCAA Strategic Planning Committee, member

Byrne currently serves collegiate athletics and Nebraska as . . .

- ▶ NCAA Division I Football Championships Committee, member
- ▶ NACDA Pre-season Games Committee, member
- ▶ NACDA Honors and Awards Committee, chair
- ▶ United States Collegiate Sports Council, Vice President

Byrne's honors and awards include . . .

- ▶ National Athletic Fundraiser of the year, 1985
- ▶ National Distinguished Alumni, Idaho State University, 1996
- ▶ 1999 Central Region/NACDA Continental Athletic Director of the Year

Husker Athletics Under Byrne's Leadership

Since Bill Byrne took over as Nebraska's Director of Athletics in January of 1993, the Husker Athletic Department has undergone widespread change and several major facility improvements and additions. Below are a few highlights of Byrne's tenure at Nebraska.

Facility Improvements/Renovations

- ▶ Memorial Stadium Improvements--expanded training room, new locker rooms, expanded restrooms, improved concession areas and disabled seating, a new media facility, HuskerVision instant replay boards, a new public address system and the addition of 42 skyboxes.
- ▶ Bob Devaney Sports Center Improvements--for 1999-2000 season, the addition of two HuskerVision replay boards, new sound and lighting systems, Hall of Honor and other concourse improvements.
- ▶ Construction of a new baseball/softball complex in conjunction with the City of Lincoln and a private donor and a new outdoor track for the 2000 season and plans for a new indoor track facility at the Bob Devaney Sports Center.

Sports Additions

- ▶ Nebraska offers a Big 12-leading 24 sports, including women's soccer, women's bowling and women's rifle, all of which have been added by Byrne. The bowling team won the national championship in 1999, the rifle team finished third at the NCAA Championships, and the Husker soccer team has played in the last four NCAA Tournaments.

Hiring Success

- ▶ Byrne is responsible for 10 coaching hires as Nebraska's Director of Athletics. Those coaches have already accounted for a national championship, 12 conference titles, 15 NCAA appearances and a bowl game victory.

Administrative Excellence

- ▶ Byrne has helped increase Nebraska's annual donations 320 percent since taking the job in 1993 with 1999-2000 donations to the athletic department total nearly \$8 million.
- ▶ Named the 1999 Central Region/NACDA Continental Athletic Director of the Year.

(finished third at NCAA Championships in program's second season); John Cook for volleyball in 1999 (first season in 2000); Barry Collier for men's basketball in 2000 (first season in 2000-2001); and Mark Manning for wrestling in 2000 (first season in 2000-2001).

During Byrne's tenure in Lincoln, Nebraska became only the second school in NCAA history to win three national football titles in a four-year span. NU has produced six national championships (women's bowling, volleyball, men's gymnastics and three football) 53 regular-season league titles, and 10 conference tournament titles under Byrne's leadership. He has helped increase Nebraska's conference-leading athletic program to 24 sports with the additions of women's soccer (1994), women's bowling (1997-98) and women's rifle (1998-99) and has been a strong supporter of complying with Title IX without hurting Nebraska's century-old men's programs. In the past six years, Byrne has promoted three women to senior administrative positions. In fact, Nebraska is the only school in the nation with a woman in charge of football operations and one of just a handful of Division I football schools to have a woman directing its Sports Information department.

Byrne has continued to make great strides in helping Nebraska improve its rank among the nation's elite, even though the Huskers entered the powerful Big 12 Conference in 1996. During the 1999-2000 season, Nebraska:

- ▶ finished in the top 20 nationally in 16 sports (football, volleyball, soccer, baseball, bowling, women's cross country, women's golf, men's gymnastics, women's gymnastics, women's indoor and outdoor track, rifle, men's and women's swimming, wrestling and softball).
- ▶ recorded its fifth consecutive top-15 finish in the Sears Directors' Cup standings with a sixth-place showing in Division I.
- ▶ won seven regular-season Big 12 championships (football, soccer, volleyball men's indoor and outdoor track and women's indoor and outdoor track) and three Big 12 tournament championships (baseball, soccer, and softball).

Byrne has worked tirelessly to establish close ties with the NU commu-

nity and has canvassed the state visiting with boosters to learn the needs of all Husker fans. In conjunction with the rest of the NU administration, Byrne arranged to use the Husker football and basketball networks to promote causes and concerns important to the university community, including the institution's increased role in research.

Byrne was hired to replace legendary coach and athletic director Bob Devaney on June 26, 1992, becoming the 11th Nebraska Director of Athletics after 10 successful years at the University of Oregon. Highly respected among his peers, Byrne was named the Central Region NACDA/Continental Athletic Director of the Year along with being recognized by the American Football Coaches Association in 1999. Byrne was vice-president and secretary-treasurer of the College Football Association and has served on the NCAA Special Committee on Marketing and Licensing and the Committee on Special Events.

Byrne is recognized as a national leader in collegiate athletics and continues to make an aggressive effort to place conference officials on key NCAA committees to represent Big 12 institutions. In 1999, he served as the chairman of the Big 12 Conference Board of Athletic Directors and has had an active voice in conference planning.

Before coming to Nebraska, Byrne became one of the youngest directors of athletics in Division I, assuming the top job at Oregon in May 1984. He established fund-raising offices in Portland and southern Oregon and set up a full-time marketing and promotions operation, which blossomed to encompass the Oregon Sports Network for statewide in-house production of Ducks games on radio and television. Byrne led the \$19 million fund drive that resulted in new homes for Oregon's football team and athletic offices. He was responsible for the construction of a new press box, sky suites and total renovation of Autzen Stadium in 1991. Two years later, the facility's Hall of Champions was dedicated in Byrne's honor.

Byrne served as president of the National Association of Collegiate Directors of Athletics (NACDA) in 1991-92, and is currently in his eighth year on the NACDA Executive Committee. He was also chairman of the Pac-10 Conference Executive Committee and was the National Athletic Fundraisers Association National Fundraiser of the Year.

Byrne grew up in Idaho and attended Idaho State. He was the student body president and received bachelor's and master's degrees in business from Idaho State in 1967 and 1971. Before going to Oregon in 1982, he was assistant athletic director at San Diego State (1980-82), executive director of the New Mexico Lobo Club (1976-79) and director of alumni relations at Idaho State (1971-76).

Byrne's wife, Marilyn, is the dean of graduate studies in educational leadership at Doane College and earned her Ph.D. in higher education administration from NU. The Byrnes have two sons and two grandsons. Greg and Regina Byrne and their sons, Nicholas, 5, and Davis, 3, live in Junction City, Ore., where Greg is an associate athletic director at Oregon State. Bill and Marilyn's other son, Bill, is a vice president for Visa in its world-wide computer center located in San Mateo, Calif.



Bill's wife, Marilyn, is the dean of graduate studies in educational leadership at Doane College.



Harvey S. Perlman, J.D.
Interim Chancellor

Harvey S. Perlman, the Harvey and Susan Perlman Alumni Professor at the University of Nebraska-Lincoln College of Law and former dean of the college, became interim chancellor of UNL on July 16, 2000. Perlman will serve as chancellor until a national search is completed to replace James C. Moeser, who

accepted a position as chancellor of the University of North Carolina at Chapel Hill.

Perlman joined the faculty of the University of Nebraska College of Law in 1967. The 58-year-old native of York, Neb., served as a visiting professor at the University of Virginia Law School in 1974-75, then was professor of law at Virginia for eight years. In 1983, he returned to Nebraska as dean of the College of Law, a position he held until 1998 when he returned to teaching full-time.

Nebraska's Chancellors

1871-1876	—	Allen R. Benton
1876-1882	—	Edmund B. Farfield
1884-1889	—	Irvin J. Manatt
1891-1895	—	James H. Canfield
1895-1899	—	George E. MacLean
1900-1908	—	E. Benjamin Andrews
1908-1927	—	Samuel Avery
1927-1938	—	E.A. Burnett
1938-1946	—	Chauncey S. Boucher
1947-1953	—	R.G. Gustavson
1953-1954	—	John K. Selleck
1954-1968	—	Clifford Hardin
1968-1971	—	Joseph Soshnik
1972-1975	—	James H. Zumbege
1975-1976	—	Adam C. Breckenridge
1976-1980	—	Roy A. Young
1980-1981	—	Robert H. Rutford
1981-1991	—	Martin A. Massengale
1991-1995	—	Graham B. Spanier
1995-1996	—	Joan R. Leitzel*
1996-2000	—	James Moeser
2000-present	—	Harvey S. Perlman*

*Interim Chancellor

doctorate with highest distinction from NU in 1966. His legal expertise is in torts and intellectual property. Perlman is a member of the Nebraska State Bar Association and its House of Delegates. He also serves as a fellow of the Nebraska State Bar Foundation and on its board of directors and fellow selection committee. He is a member of the American Bar Association and the American Law Institute and serves as vice president of the National Conference of Commissioners on Uniform State Laws. He sits on boards of directors of the American Inns of Court Foundation and Nebraska Continuing Legal Education.

In addition, Perlman has served in a variety of appointed positions including: consultant and acting director of the Nebraska Commission on Law Enforcement and Criminal Justice and the Governor's Committee on Judicial and Social Reform. He was chair of the search advisory committee for chancellor at UNL in 1991 and is an advisor to the Board of Policy Advisors of the University of Nebraska Peter Kiewit Institute for Information Science, Technology and Engineering.

Perlman's spouse, Susan, is a graduate of UNL. His daughter, Anne, is also a graduate of UNL and the University of Nebraska Medical Center. His daughter, Amie, is an undergraduate student at UNL.



Josephine Potuto, J.D.
Institutional Representative

Josephine Potuto, the Richard H. Larson Professor of Constitutional Law, became Nebraska's eighth institutional representative to the NCAA on May 15, 1997.

Along with her duties as Nebraska's faculty representative, Potuto begins a three-year term on the NCAA Infractions Committee. She was secretary and vice chairwoman of the rules governance committee of the university's NCAA certification committee, is a member of the academic senate's intercollegiate athletics committee and chairs the athletic department's NCAA Legislation Committee.

Potuto is an advisor to the Uniform Law Commissioners Committee to draft a sports agent statute and recently filed a brief in a gender equity case on behalf of several coaches associations, including the College Football Coaches Association, Gymnastics Coaches Association and the Track Coaches Association.

Potuto teaches constitutional procedure and criminal law, and she also teaches a course in sports law. She joined the Nebraska law faculty as an assistant professor in 1974. Potuto was named to the Larson professorship in 1988 and has been a faculty

member at NU's Center of Children, Family and the Law since 1987. She has been a visiting professor of law at the University of Arizona, Rutgers University, the Cardozo College of Law at New York's Yeshiva University, the University of Oregon, the University of North Carolina and Seton Hall University.

While on sabbatical during the 1983-84 academic year, Potuto was an assistant prosecutor in Essex County (Newark), N.J. She has also spent five of the last eight summers working in the prosecutor's office in Morris County, N.J.

Potuto is a member of the bar for the U.S. Supreme Court, the U.S. Court of Appeals for the Third Circuit, U.S. District Court and state bars in Nebraska and New Jersey. She is the author of three books and several articles. Potuto was the project director for the Uniform Law Commissioners Sentencing and Corrections Act. She also was the drafter for the Nebraska Supreme Court Committee to Draft Criminal Jury Instructions.

Potuto earned her bachelor's degree in journalism at Rutgers' Douglass College in 1967, then earned her master's degree in English literature at Seton Hall in 1971. She received her juris doctorate at the Rutgers Law College in 1974.


Nebraska's Faculty Reps

1931-46	—	T.J. Thompson
1947-58	—	Earl Fullbrook
1959-64	—	Charles S. Miller
1965-68	—	Merk Hobson
1969-70	—	John R. Davis
1971-82	—	Keith L. Broman
1982-97	—	James O'Hanlon
1997-present	—	Josephine Potuto

Nebraska Board of Regents and Administration



Dr. L. Dennis Smith,
President, Univ. of Nebraska



Robert M. Allen
Hastings



Don S. Blank, D.D.S
McCook



Chuck Hassebrook
Walthill



Drew Miller, Ph.D.
Papillion



Nancy L. O'Brien, Ph.D.
Waterloo



Kent Schroeder, J.D.
Kearney



Rosemary Skrupa, J.D.
Omaha



Charles S. Wilson, M.D.
Lincoln



Allison Cushman
UN-Medical Center



William Marunda
UN-Omaha



Ryan Samuelson
UN-Kearney



Joel Schafer
UN-Lincoln



Jeff Abele
Assistant Sports
Information Director



Dr. Lonnie Albers
Director of
Athletic Medicine



Chris Anderson
Assistant A.D., Sports
Information Director



John Anderson
Director of Ticket
Operations



Mike Arthur
Associate Director of
Athletic Performance



Bryan Bailey
Coordinator of Research



Gary Barga
Director of Compliance



John Barnett
HuskerVision
Broadcast Engineer



Theresa Becker
Assistant
Director of Compliance



Brad Brown
Assistant Trainer



Don Bryant
Sports Information
Director Emeritus




Bob Burton
Associate A.D./
Sports Administration



Craig Busboom
Business Services
Manager



Courtney Carter
Assistant Strength
Coach



Dr. Pat Clare
Chief of Staff,
Orthopedic Surgeon



Derek Clark
Assistant Athletic
Trainer




Heidi Cuca
Director of Marketing



Cyndee Drake
Huskies Authentic
Manager



Jan Eby
Bill Byrne's
Secretary



Tom Dufresne
Physical Therapist



Dr. Robert Dugas
Team Orthopedist
Soccer



Tad Dunn
Event Management
Specialist



Dave Ellis
Coordinator of
Performance Nutrition



Boyd Epley
Assistant A.D., Director
of Athletic Performance



Gary Fouraker
Associate A.D.,
Business & Finance



Randy Gobel
Assistant Director of
Athletic Performance



Mike Gooding
Assistant Trainer
Basketball



Jeff Griesch
Assistant Sports
Information Director



Frauke Hachtmann
Marketing
Media Coordinator



Kirk Hartman
HuskerVision Video
Production Specialist



Dr. Tom Heiser
Team Physician,
Orthopedist



Dr. Barbara Hibner
Associate A.D./ Senior
Woman Administrator



Robert Hicks
Academic Counselor



Butch Hug
Director of Events



John Ingram
Director of Facilities



Shot Kleen
Chief Engineer
HuskerVision



Kathy Kent
Event Management
Specialist



Lisa Kopecky
Assistant Coordinator of
Performance Nutrition



Beth Kuchta
Academic Counselor



Dennis Leblanc
Assistant A.D., Academic
Programs/Services



Doug Lillie
Devaney Center
Superintendent



Shamus McKnight
Assistant Sports
Information Director



Paul Meyers
Director
of Development



Danny Noonan
Coordinator of
Performance Education



Doak Ostergard
Associate Head Athletic
Trainer, ATC



Terry Pettit
Assistant to the A.D.,
Coaches' Advocate



Kim Schellpeper
Academic Counselor



Jeff Schmahl
Director of
HuskerVision




Rick Schwieger
Development Officer



Joe Selig
Senior Associate A.D.,
External Operations



Dr. Jack Stark
Performance
Psychologist



Dr. Scott Strasburger
Team Physician,
Orthopedist



Russ Svoboda
Director of Licensing
and Sales



Barry Swanson
Assistant Director of
Marketing



Bud Synhorst
Development Officer



Karen Underwood
Skybox Director



Chad Wade
Devaney Center
Strength Coach



Jerry Weber
Head Trainer



Doug Wright
Development Officer



Keith Zimmer
Assoc. Dir. Academic
Services



THE *Barry Collier* SHOW

THE NETWORK

Station	Coverage Area	Day	Time
KMTV	Omaha/Lincoln	Sat.	11:30 a.m.
KOLN/KGIN	Lincoln/Grand Island	Sat.	11:30 a.m.
KSTF	Scottsbluff	Sat.	5 a.m.
KMEG	Sioux City, Iowa	Sun.	Noon
Cox Comm.	Tulsa, Okla.	Sat.	Noon
College Sports SE	Regional	Sat.	6:30 a.m.

Check local listings for exact date and time

THE *Barry Collier* SHOW

The **PLAYERS**

Basketball 2000-2001

Biographies

34-55

Stats vs. Big 12

56

NCAA Rules

57

Game-by-Game

58-61





#30 Cookie Belcher

6-4 ♦ 205 ♦ Senior ♦ Guard ♦ Mexico, Mo. (Mexico HS)

Belcher's Awards/Honors

2000-2001

Preseason Second-Team All-Big 12
The Sporting News, Lindy's
 Preseason Big 12 Best Defender
Lindy's

1998-1999

College Hoops Insider's National
 All-Defensive Team
 Third-Team All-Big 12
 Ameritas Classic All-Tournament Team

1997-1998

Ameritas Classic All-Tournament Team
 Big 12 All-Defensive Team

1996-1997

Ameritas Classic All-Tournament Team

Belcher's Career Highs

Points	22
Coppin State, 12/6/96	
Rebounds	10
Iowa State, 1/24/98	
Steals	8
at Texas Tech, 2/20/99	
Assists	10
Pittsburgh, 12/11/99	
Blocked Shots	4
Oregon State, 11/30/96 at Colorado, 2/21/98	
Three-Point Field Goals	4
Villanova, 11/19/98	
Field Goals	9
Coppin State, 12/6/96	
Free Throws	8
Southwest Texas State, 12/4/98	

2000-2001 Outlook

After a season spent primarily on the sideline, Husker senior guard Cookie Belcher is primed for a big senior season. Belcher, who underwent major surgery on his right wrist in May of 1999, played in four games early last season, then sat out the remainder of the year and received a medical redshirt because of his wrist injury.

Belcher returns for a fifth season in the Husker program and will be called on for both on- and off-court leadership for Barry Collier's first Nebraska team. One of the nation's top defenders, Belcher already holds Nebraska's single-game, season and career steals records. The owner of 50 career games with three or more steals, Belcher enters his senior season with 271 career steals, 63 shy of the Big 12 career steals records and 105 short of the all-time NCAA record, set by Eric Murdock of Providence in 1991.


A third-team All-Big 12 pick as a junior in 1999, Belcher will also be a strong contender for first-team all-league honors this winter. Belcher ranks in the top 10 in seven Husker career statistical categories and will likely leave Nebraska as the holder of at least three career school records (steals, starts and minutes).

Belcher now has 54 career double-figure scoring games and also ranks eighth in career assists

with 346. His 62 career blocks are ninth on the NU career list and the most in school history by a Husker guard.

Despite an extended layoff from the basketball court, Belcher has not lost a step. He had an impressive showing in the Huskers' spring testing, establishing six NU basketball testing records. Belcher shattered his own Husker Performance Index record by more than 150

points with a score of 2,537 points. The Performance Index is the total number of points earned for the four performance indicators tested at Nebraska - 10-yard dash, 40-yard dash, pro agility run and vertical jump. Belcher also set records in the 10-yard dash (1.52 seconds), 40-yard dash (4.48 seconds), vertical jump (36 inches), 40-yard dash points (744) and vertical jump points (596).



Cookie Belcher enters his senior season looking to break the NCAA record for career steals.

Belcher's Career Statistics

Year	G-GS	FG-FGA	Pct.	3FG-3FGA	Pct.	FT-FTA	Pct.	Reb.-Avg.	TP-Avg.	MP	A	BS	S
1996-97	33-33	117-256	.457	30-76	.395	41-83	.494	126-3.8	305-9.2	999	68	20	87
1997-98	32-32	135-305	.443	29-102	.284	55-87	.632	126-3.9	354-11.1	982	124	16	75
1998-99	32-31	137-320	.428	39-128	.305	64-102	.627	107-3.3	377-11.8	1,007	138	22	102
1999-00	4-2	10-16	.625	0-1	.000	4-7	.571	15-3.8	24-6.0	83	16	4	7
Totals	101-98	399-897	.445	98-307	.319	164-279	.588	359-3.6	1,060-10.5	3,075	346	62	271

1999-2000 (Redshirt)

Belcher played in four of Nebraska's first eight games last season, but did not see action in the final 22 games...despite the injury, Belcher handed out a career-

Alaska and vs. UNC Greensboro and finished the season strong with 17 and 15 points, respectively, against UNLV and TCU in the NIT...overall, Belcher had 11 games with 15 or more points, pacing the

were second on the team and his 62 career blocks are ninth on the NU career list and the most in school history by a guard...Belcher was named to the Ameritas Classic All-Tournament Team for the third straight season.

career double-double with 15 points and a career-high 10 rebounds in NU's meeting with the Cyclones in Lincoln...overall Belcher had 19 double-figure scoring games on the year, including seven games with 15 or more points, and five such games in Big 12 play...Nebraska was 5-2 when Belcher reached the 15-point mark and in those seven contests Belcher hit 59 percent from the field, up from his 44-percent season average...Belcher reached double digits in nine Big 12 games and averaged 11.7 points in Nebraska's last nine games...had a

NCAA Active Steals Leaders

Cookie Belcher leads all active Division I players in career steals entering the 2000-2001 season. The all-time NCAA record is 376 steals, with 321 ranking 10th on the NCAA's all-time charts.

Player, School	Career Steals
1. Cookie Belcher, Nebraska	271
2. Mike Kelley, Wisconsin	215
3. Ryan Sears, Creighton	210
4. Morris Scott, Florida A&M	199
5. Shane Battier, Duke	184

NCAA Career Steals Leaders

Player, Team (Last season)	Stl.
1. Eric Murdock, Providence (1991)	376
2. Bonzi Wells, Ball State (1998)	347
3. Gerald Walker, San Francisco (1996)	344
Johnny Rhodes, Maryland (1996)	344
5. Michael Anderson, Drexel (1988)	341
6. Kenny Robertson, Clev. State (1990)	341
7. Keith Jennings, East Tenn. St. (1991)	334
8. Greg Anthony, Portland/UNLV (1991)	329
9. Chris Corchiani, NC State (1991)	328
10. Gary Payton, Oregon State (1990)	321
-- Cookie Belcher, Nebraska (2001)	271


Huskers to an 8-3 record in those contests...he reached double figures in 22 of 32 games as a junior...Belcher struggled slightly from the floor, but a large part of that can be traced to his wrist injury... after the injury on Feb. 3 at Colorado, Belcher hit just 42 percent from the field, 27 percent from three-point range and 53 percent from the foul line, down from 68 percent before the injury... the sore wrist did not bother him on the defensive end, where Belcher racked up an NU and Big 12 season-record

1997-98 (Sophomore)

Belcher started all 32 games in his sophomore season and averaged 11.1 points (third on team), 3.9 rebounds and 3.9 assists per game...Belcher scored a season-high and Big 12 career-high 21 points at Iowa State on Feb. 28 on 8-11 shooting...he recorded his only

high 10 assists in NU's win against Pittsburgh, while pulling down nine rebounds...Belcher had seven steals in four games, raising his Nebraska career record total to 271.

102 steals on the season and had an NU single-game record eight steals at Texas Tech...his five steals against UNLV moved Belcher past Erick Strickland into first place on the NU career steals chart...as a junior, Belcher had three or more steals in 19 of 32 contests and finished the season averaging 3.2 per game, first in the Big 12 and fifth nationally...Belcher also led Nebraska with 138 assists, the seventh-best single-season in school history... Nebraska was 10-3 when Belcher had five or more assists...he matched his season high with nine assists in the season opener against UNC Greensboro and had a career conference-high eight vs. Texas A&M, when he also tied his season high in rebounds with seven...his 22 blocked shots



Cookie Belcher returns for the 2000-01 season after missing most of last season with a wrist injury.

1998-99 (Junior)

Belcher finished second on the team in scoring, averaging 11.8 points per game, raising his scoring average for the third straight season...he led the Huskers in assists (138), steals (102) and three-pointers (39) and was second in minutes played per game (31.5)... after 74 consecutive starts to begin his career, he missed his first game as a Husker at Colorado State with severe back spasms, but has started 98 of a possible 101 career games...scored a season-high 18 points against Washington State in

Belcher's Big 12 Career Statistics

Year	G-GS	FG-FGA	Pct.	3FG-3FGA	Pct.	FT-FTA	Pct.	Reb.-Avg.	TP-Avg.	MP	A	BS	S
1996-97	16-16	51-117	.436	17-39	.359	15-29	.517	59-3.7	131-8.2	469	34	10	41
1997-98	16-16	69-153	.451	13-49	.265	30-52	.577	73-4.6	181-11.3	513	56	10	33
1998-99	16-16	66-153	.431	16-60	.267	20-42	.476	50-3.1	168-10.5	502	70	13	48
1999-00	0-0	0-0	.000	0-0	.000	0-0	.000	0-0.0	0-0.0	0	0	0	0
Total	48-48	186-423	.440	46-148	.311	65-123	.528	182-3.8	480-10.0	1,484	160	33	122

Belcher on NU Charts

Career Steals

Rank, Player, Years	Steals
1. Cookie Belcher, 1997-present	271
2. Erick Strickland, 1993-96	257

Season Steals

Rank, Player, Year	Steals
1. Cookie Belcher, 1999	102
2. Erick Strickland, 1996	89
3. Cookie Belcher, 1997*	87
4. Cookie Belcher, 1998	75

*freshman record

Career Scoring

Rank, Player, Years	Points
1. Dave Hoppen, 1983-86	2,167
2. Eric Piatkowski, 1991-94	1,934
19. Cookie Belcher, 1997-present	1,060

Career Three-Pointers Made

Rank, Player, Years	3Pt. FGs
1. Eric Piatkowski, 1991-94	202
2. Jaron Boone, 1993-96	181
3. Erick Strickland, 1993-96	179
4. Tyronn Lue, 1996-98	145
5. Ray Richardson, 1989-90	105
6. Chris Cresswell, 1990-92	103
7. Cookie Belcher, 1997-present	98

Career Assists

Rank, Player, Years	Assists
1. Brian Carr, 1984-87	682
2. Jaron Boone, 1993-96	446
3. Tyronn Lue, 1996-98	432
4. Erick Strickland, 1993-96	414
5. Jack Moore, 1979-82	382
6. Jamar Johnson, 1992-94	355
7. Clifford Scales, 1988-91	354
8. Cookie Belcher, 1997-present	346
9. Beau Reid, 1988-91	344
10. Eric Piatkowski, 1991-94	322

Career Starts

Rank, Player, Years	Starts
1. Dave Hoppen, 1983-86	111
2. Jaron Boone, 1993-96	102
3. Jerry Fort, 1973-76	97
3. Cookie Belcher, 1997-present	98

Nebraska Career Blocked Shots

Rank, Player, Years	Blocks
1. Venson Hamilton, 1996-99	241
2. Mikki Moore, 1994-97	236
3. Rich King, 1988-91	183
4. Derrick Chandler, 1992-93	144
5. Kimani Ffriend, 2000-present	85
6. Carl Hayes, 1990-92	70
7. Eric Piatkowski, 1991-94	64
Bruce Chubick, 1991-94	64
9. Cookie Belcher, 1997-present	62
10. Andre Smith, 1978-81	61

Nebraska Career Minutes Played

Rank, Player, Years	Minutes
1. Brian Carr, 1984-87	3,739
2. Dave Hoppen, 1983-86	3,711
3. Jaron Boone, 1993-96	3,624
4. Eric Piatkowski, 1991-94	3,418
5. Jack Moore, 1979-82	3,372
6. Venson Hamilton, 1996-99	3,332
7. Clifford Scales, 1988-91	3,316
8. Tyronn Lue, 1996-98	3,293
9. Erick Strickland, 1993-96	3,235
10. Larry Florence, 1997-2000	3,125
11. Cookie Belcher, 1997-present	3,075


seven-game double-figure scoring streak early in the season...in addition to his 21-point effort at Iowa State, Belcher scored 20 points against UNC Wilmington on an 8-for-11 performance from the floor, had 19 at Texas (7-13) and 19 against Missouri in Lincoln (8-12)...his game against the Tigers in Lincoln was one of the most complete of his career as he added eight rebounds, five assists and four steals in 39 minutes... scored 13 points in Ameritas Championship against Grambling State and was named to the all-tournament team for the second straight season... Belcher and backcourt running mate Tyronn Lue combined to score 40 or more points seven times in 1997-98, including a season-high 47 against UNC Wilmington and 45 at Iowa State in the regular-season finale...in addition to his career-high 10 rebounds against Iowa State, Belcher grabbed nine rebounds against Texas-San Antonio and had a season-best nine assists against UNC Wilmington in first round of Ameritas Classic... finished in the top 15 in the Big 12 in assists at 3.9 per game and had five or more assists 13 times...ranked among the league leaders in assist-turnover ratio at 1.65:1...his 124 assists were second on the team and were just 10 assists short of cracking the NU single-season top 10...led the team in steals with 75, the fourth-best single season total in school history, but just third on his

personal list...tied his then-career high with six steals against Arkansas in the NCAA Tournament...his four blocked shots at Colorado tied his own school record for blocked shots by a guard...also had four rejections as a freshman against Oregon State...for his defensive efforts, Belcher was one of six players voted to the Big 12's All-Defensive team, joining teammate Venson Hamilton on the squad...Belcher averaged 32.1 minutes, the

second-highest total on the team...in the summer of 1998 Belcher played on a U.S. all-star team that toured Greece.

1996-97 (Freshman)

Belcher earned a starting job from the start of the season and turned in one of the best freshman seasons in Nebraska history...the only Husker to start all 33 games in 1996-97, Belcher finished the season fifth on the team in scoring at 9.2 points per



Cookie Belcher is a physical guard who has proven he can score inside as well as on the perimeter.

game and was also fifth in rebounding at 3.8 caroms per game... Belcher's 305 points were the fourth-highest ever by a Husker freshman, trailing only Dave Hoppen, Eric Piatkowski and Jerry Fort... those three players are the top three career scorers in Husker history... Belcher also led the Huskers in steals with a Nebraska freshman-record 87, shattering the previous record of 50 set by Tyronn Lue in 1995-96... his 87 steals were two short of the old NU single-season record of 89, set by Erick Strickland (1996)... his 2.6 steals per game also led the Big 12... Belcher was the only newcomer

to lead the conference in any category in 1996-97... he was Nebraska's top three-point marksman, knocking down nearly 40 percent of his long-range attempts and was second in threes made with 30... possibly the Huskers' most versatile player, Belcher was also second on the team in assists with 68 and third in blocked shots at 20... Belcher served notice of his ability from the start of the season, leading Nebraska in scoring in two exhibition victories with 19 points per contest... averaged 10.0 points per game in NU's first four contests, then exploded in the Ameritas Classic... was named to the all-tournament team after scoring 39 points in two games, including a career-high 22 against Coppin State... added 17 against Bowling Green in the championship game and also



Cookie Belcher set six NU basketball testing records last spring.

reached 15 points against Creighton... scored in double figures 12 times as a freshman... grabbed eight rebounds in the opener at Texas and tied that total later in the season at Kansas State... had seven rebounds at Colorado and grabbed six boards four times... handed out a season-high five assists at Colorado on Jan. 4 and had four assists in four games... had a Nebraska season-high six steals against Bowling Green in the Ameritas Classic... had four steals against Creighton and in back-to-back February games against Colorado and Texas Tech... Belcher's 20 blocked shots was one of the top totals ever for a Husker guard... his four blocks against Oregon State were the most by an NU guard since blocked shots were kept as an official statistic in the 1977-78

season... Belcher played on a People-to-People Sports All-Star Team that toured Italy for two weeks in the summer of 1997.


High School (Mexico, Mo.)

Belcher averaged 24.2 points and 8.3 rebounds as a senior at Mexico High School for Coach Scott Floyd... a three-time Missouri Class 3A (third-largest class) all-state selection, Belcher earned first-team honors as a junior and senior... he led Mexico to the state finals in each of his last three seasons, winning the state title as a junior... Belcher selected Nebraska over Missouri and signed with the Huskers in the early-signing period in the fall

of 1995.

Personal

The son of Lori Ingram, Segado "Cookie" Belcher is a sociology major and should graduate in December... He has three brothers Herb, 25, Marcus, 20, and Ryan, 16, and three sisters, Danielle, 7 and twins Kaitlin and Kelli, 5... Belcher is a distant cousin of former NU guard and current Los Angeles Laker Tyronn Lue, who also hails from Mexico, Mo... Lue, however attended Raytown (Mo.) High School... during the 1997 spring break Lue and Belcher spoke to their elementary school in Mexico, Mo. ... Belcher has taken part in Nebraska's "Read to Win" program each of the last three seasons, taking time to visit local elementary schools and encourage children to read... Belcher was born June 25, 1978.



#31 Kimani Ffriend

6-11 ♦ 220 ♦ Senior ♦ Center ♦ Kingston, Jamaica (Belair HS/Gulf Coast CC)

2000-2001 Outlook

After a standout season in his first year of Division I action, senior center Kimani Ffriend is poised for big production in 2000-2001. Ffriend earned second-team All-Big 12 Conference honors last season and is the top returning scorer and rebounder from the Huskers' 1999-2000 team.

The Kingston, Jamaica, native made a significant impact on the Big 12 in only his third year of organized basketball. Ffriend led the league in blocked shots and ranked among league leaders in rebounding, field goal percentage and double-doubles. Along with power forward Steffon Bradford, Ffriend gives Nebraska one of the league's top inside combinations.


His 85 blocked shots rank third on the NU single-season charts and already places him fifth on the career list.

1999-2000 (Junior)

Ffriend stepped into the starting role at center for Nebraska at the start of the season and had a strong year...was named to the AP's second-team All-Big 12 squad and was also a member of the Big 12 All-Newcomer team... was honored three times as Big 12 Rookie of the Week, including on consecutive weeks in late-January...showed his ability as a dominant shot blocker, leading the Big 12 Conference with 2.8 blocks per contest...had just one

game without a blocked shot and 16 games with three or more blocks, including five or more blocks in five contests...posted a

season-high six blocked shots on the road at Creighton and matched the total at Kansas...set a Bob Devaney Sports Center



Kimani Ffriend enters the season as a preseason All-Big 12 pick after earning second-team all-conference honors last season.

Ffriend's Awards/Honors

2000-2001

- Preseason First-Team All-Big 12
Athlon Sports Magazine, Lindy's, The Sporting News, Sports Preview
- Preseason Best Rebounder
Lindy's, The Sporting News
- Preseason Best Big 12 NBA Prospect
Sports Preview

1999-2000

- Second-Team All-Big 12 (AP)
- Third-Team All-Big 12 (Coaches)
- Big 12 All-Newcomer Team
- Three-time Big 12 Rookie of the Week
(1/3; 1/17; 1/24)

Ffriend's Career Highs

- Points 23
at Kansas, 1/15/00
- Rebounds 21
Oral Roberts, 12/22/99
- Blocked Shots 6
at Kansas, 1/15/00
at Creighton, 12/9/99
- Assists 2
vs. Arizona, 12/18/99
- Steals 2
3x- most recent at Texas A&M, 3/4/00
- Field Goals 8
3x - at Missouri, 3/1/00
- Free Throws 12
Minnesota, 12/31/99

Ffriend's Career Statistics

Year	G-GS	FG-FGA	Pct.	3FG-3FGA	Pct.	FT-FTA	Pct.	Reb-Avg.	TP-Avg.	MP	A	BS	S
1999-00	30-29	123-229	.537	0-0	—	115-227	.507	263-8.8	361-12.0	896	13	85	15
Totals	30-29	123-229	.537	0-0	—	115-227	.507	263-8.8	361-12.0	896	13	85	15

and Big 12 record with 21 rebounds against Oral Roberts, the most by a Husker in at least 30 seasons...in that contest, Ffriend posted the first of eight double-doubles of the year by adding 13 points against ORU...grabbed a team-leading 8.8 rebounds per game to rank fourth in the conference...in league play, he pulled down 10.3 boards per game to tie for the Big 12 lead...overall had four games with 15 or more rebounds, including three in Big 12 conference action...made dramatic improvements on the offensive end throughout the season...after averaging 10.9 points in non-league play, Ffriend scored a team-best 13.4 points per game in conference action...finished the season averaging 12.0 points per game overall, second only to Larry Florence... led Nebraska in field goal percentage, knocking down 53.7 percent to rank ninth in the Big 12 Conference...had five 20-point outings last season, including a season-high 23 points at Kansas and 21-point efforts against Baylor and at Missouri...scored in double figures 19 times last season, including 15 of the season's final 21 games...with exceptional quickness for his size, Ffriend was a difficult matchup for opposing big men...used his athleticism to draw a large number of fouls and shot a Nebraska single-season record 227 free throws.

Junior College (Gulf Coast CC)

Ffriend played in 24 games in 1998-99 at Gulf Coast Community College in Panama City, Fla....averaged 18.2 points, 9.5 rebounds and 5.4 blocked shots per game...recruiting analyst Rick Ball listed Ffriend as one of the top five JUCO big men in the country and said Ffriend made great progress a year ago, especially on the offensive end of the floor...Ffriend selected Nebraska over Louisiana State and Georgia.

Junior College (Dekalb JC)


Ffriend spent the 1997-98 season at Dekalb (Ga.) Junior College, where he was the team's starting center.

High School (Kingston, Jamaica)

Ffriend attended Belair High School in Kingston, Jamaica, where he did not play basketball...starred in track and soccer, before growing to 6-11 and taking up the game of basketball...Ffriend was named the 1996 School Boy of the Year at Belair, as well as the Champion Boy.

Personal

Kimani Ffriend is the son of Maureen Wright-Evans and Norriss Ffriend...he was born on July 29, 1977...Kimani has two brothers, Omar, 14, and Marlon Evans, 10.



Ffriend averaged 13.4 points and 10.3 rebounds in his first season of Big 12 Conference play in 1999-2000.

Ffriend's Big 12 Career Statistics

Year	G-GS	FG-FGA	Pct.	3FG-3FGA	Pct.	FT-FTA	Pct.	Reb.-Avg.	TP-Avg.	MP	A	BS	S
1999-00	16-16	73-133	.549	0-0	—	69-129	.535	164-10.3	215-13.4	485	7	40	7
Totals	16-16	73-133	.549	0-0	—	69-129	.535	164-10.3	215-13.4	485	7	40	7



Bradford's Awards/Honors

1999-2000

Honorable-Mention All-Big 12 (Coaches)

Bradford's Career Highs

- Points 21
Oral Roberts, 12/22/99
- Rebounds 19
Eastern Illinois, 11/23/99
- Blocked Shots 1
at Iowa State, 2/12/00
Minnesota, 12/31/99
- Assists 4
at Texas A&M, 3/4/00
- Steals 4
vs. Arizona, 12/18/99
Monmouth, 12/4/99
- Field Goals 9
Oral Roberts, 12/22/99
- Free Throws 8
Monmouth, 12/4/99

#15 Steffon Bradford

6-6 ♦ 240 ♦ Senior ♦ Forward ♦ Clewiston, Fla. (Clewiston HS/Compton CC)

2000-2001 Outlook


Steffon Bradford (pronounced STEF-fon) returns for his second and final season in a Husker uniform. A physical presence at power forward, Bradford will once again team with center Kimani Ffriend to give Nebraska a strong inside combination. Bradford finished third on the team in scoring and second in rebounding last season. An honorable-mention All-Big 12 selection by the league's coaches, Bradford posted eight double-doubles last season and will be counted on for similar numbers as a senior.

1999-2000 (Junior)

Bradford stepped into the starting lineup from the start of the season and was one of Nebraska's most consistent players throughout the year... played in all 30 games with 25 starts and was an honorable-mention All-Big 12 selection... finished third on the team in scoring, averaging 11.1 points per contest... On the year, Bradford reached double figures in scoring 21 times, with a career-high 21 points against Oral Roberts...reached double figures in 15 of 16 games, beginning on Dec. 3 and ending Feb. 5...In addition to his 21-point outing against ORU, Bradford had two consecutive 19-point outbursts against Pacific and at Kansas State... Bradford's offensive produc-

tion played a major role in Nebraska's success, as he averaged 13.3 points in Husker wins, but just 9.9 when NU was on the losing end...the rugged Bradford finished second on the team in rebounding, averaging 8.1 boards per contest...grabbed a season-high 19 rebounds in the season opener against Eastern Illinois and also topped 15 rebounds at Kansas (17) and vs. Texas Tech


(16)...his 17 rebounds against the Jayhawks were the most vs. KU in five seasons...Bradford grabbed six or more rebounds in 22 of 30 games and reached double digits in rebounding nine times...in league games, Bradford was sixth in the Big 12 in rebounding at 8.0 per game...his 3.6 offensive rebounds for all games led the conference...Bradford finished the season with eight double-



Senior Steffon Bradford was tied for the team lead with eight double-doubles during the 1999-2000 season.

Bradford's Career Statistics

Year	G-GS	FG-FGA	Pct.	3FG-3FGA	Pct.	FT-FTA	Pct.	Reb.-Avg.	TP-Avg.	MP	A	BS	S
1999-00	30-25	125-247	.506	1-2	.500	83-119	.697	243-8.1	334-11.1	901	24	2	31
Totals	30-25	125-247	.506	1-2	.500	83-119	.697	243-8.1	334-11.1	901	24	2	31



Steffon Bradford is one of the league's best offensive rebounders, averaging 8.1 rebounds per game last season.

doubles, including four in Big 12 games...Bradford had consecutive double-doubles on three occasions during the year...was second on the team in field goal shooting at 51 percent...was third for the Huskers in free throw shooting, connecting on 70 percent of his charity attempts...handed out a career-best four assists in the regular-season finale at Texas A&M and twice had four steals.

Junior College (Compton County CC)

Bradford was a standout for Coach Damien Powell at Compton Community College, earning junior college All-America honors by several publications...averaged 18.9 points and 7.9 re-

bounds per game for Compton in 1998-99...the team finished the season with a 20-9 record...also an accurate shooter, Bradford knocked down 59.1 percent of his field goal attempts a year ago...in his first season at Compton, Bradford averaged 27 points per game and hit 59 percent from the floor...entering his sophomore year, Bradford was listed as one of "13 Significant Sophomores" in the JUCO ranks, according to *Basketball Times*...following the 1999 season, recruiting analyst Rick Ball listed Bradford as one of the top 30 JUCO players in the nation and one of the top 10 power forwards...Bradford selected Nebraska over Missouri and UNLV, inking with the Huskers in the fall signing period.

High School (Clewiston, Fla.)


Bradford was a prep standout at Clewiston High School for Coach Willie Lee...Bradford was the team's Most Valuable Player for four straight years and led Clewiston in rebounding each season, while helping the team to the state playoffs.

Personal

Bradford is the son of Shirley Brown... he has two sisters, Tammy Coleman, 17 and Pam Coleman, 16, and one brother Willie Coleman, 19...Bradford was born on Dec. 7, 1977.

Bradford's Big 12 Career Statistics

Year	G-GS	FG-FGA	Pct.	3FG-3FGA	Pct.	FT-FTA	Pct.	Reb.-Avg.	TP-Avg.	MP	A	BS	S
1999-00	16-13	59-120	.492	0-0	—	49-70	.700	128-8.0	167-10.4	457	15	1	12
Totals	16-13	59-120	.492	0-0	—	49-70	.700	128-8.0	167-10.4	457	15	1	12



Cochran's Awards/Honors

1999-2000

Big 12 All-Star Team
NABC Student Basketball Council
NU Student Athlete Advisory Board

1998-1999

Honorable-Mention Academic
All-Big 12
Ameritas Classic All-Tournament Team

Cochran's Career Highs

Points	23
at Texas Christian, 3/15/99	
Rebounds	6
Colorado, 2/26/00	
Steals	5
Oklahoma State, 2/17/99	
Assists	8
Baylor, 1/22/00	
at Texas A&M, 3/4/00	
Blocked Shots	1
at Iowa State, 2/12/00	
Three-Point Field Goals	7
Texas Christian, 3/15/99	
Field Goals	7
Texas Christian, 3/15/99	
Free Throws	6
at Oklahoma, 1/20/99	

#3 Cary Cochran

6-1 ♦ 185 ♦ Junior ♦ Guard ♦ Minden, Iowa (Neola Tri Center)

2000-2001 Outlook


After two strong seasons in a Husker uniform, junior Cary Cochran (pronounced CO-horn) will again be called on to play a key role in the NU backcourt. One of the top perimeter shooters in school history, first-year Husker coach Barry Collier will look to Cochran to spread opposing defenses with his marksmanship from beyond the arc. The Minden, Iowa, native has 101 career three-pointers, exactly halfway to the Husker career record held by Eric Piatkowski. Cochran underwent arthroscopic surgery on his right shoulder in the offseason, but has returned to 100 percent. This summer, Cochran was Nebraska's representative on the Big 12 all-star team which toured Europe in August.

1999-2000 (Sophomore)

Cochran started 11 games last season and was Nebraska's top perimeter threat for the second straight season...knocked down a team-high 62 three-pointers, the fourth-best single-season total in Husker history...also connected on a team-best 39 percent from beyond the arc...Cochran was at his best from long distance in Big 12 Conference action, when he hit 42 percent of his three-point attempts to rank fourth in the league...in the season's final 18 games, Cochran knocked down 44 percent from three-point range,

after hitting just 29 percent before the New Year...had 12 games last year with three or more three-pointers, including seven of the final 11 games...had a streak of eight straight made three-pointers beginning with the second half at OSU and stretching to the second half against Kansas...averaged 7.9 points per game to rank sixth on the team... during Big 12 play, he put in 8.5

points per contest which tied for the fourth-best total on the squad...Cochran scored a season-high 17 points on three occasions – vs. Monmouth in the Ameritas Classic, at Kansas State and at Kansas...overall, Cochran had eight double-figure scoring games as a sophomore...an off-guard by trade, Cochran saw spot duty at the point throughout the season... late in the year, he shared the



Cary Cochran has hit 101 three-pointers in his first two seasons as a Husker, exactly halfway to the school's career record.

Cochran's Career Statistics

Year	G-GS	FG-FGA	Pct.	3FG-3FGA	Pct.	FT-FTA	Pct.	Reb.-Avg.	TP-Avg.	MP	A	BS	S
1998-99	32-0	52-130	.400	39-98	.398	29-31	.935	45-1.4	172-5.4	436	30	0	18
1999-00	29-11	73-193	.378	62-160	.388	20-25	.800	73-2.5	228-7.9	732	78	1	37
Totals	61-11	125-323	.387	101-258	.391	49-56	.875	118-1.9	400-6.6	1,168	108	1	55

starting duties at point with Danny Walker and produced good results...Cochran finished second on the team with 78 assists... his 52 assists in league play (3.3 per game) was best on the team... Cochran posted a career-high eight assists without a turnover vs. Baylor and matched that total in the regular-season finale at Texas A&M...ranked second on the team in steals with 37, including a season-high four at Creighton... set a new career rebounding high with six vs. Colorado in Lincoln, and averaged 2.5 boards per game, the most for an NU guard... Cochran was one of 47 members of the Student Basketball Council, a group established by the NABC.

1998-99 (Freshman)

Cochran played in 32 of 33 games as a redshirt freshman and scored a total of 172 points, with a career-high 23 points in the season finale at TCU in the NIT...he was NU's top three-point threat, hitting nearly 40 percent from the field and was among the Big 12 leaders in conference games, also at a 40 percent clip...hit 7-of-9 three-pointers in the TCU contest, tying Chris Creswell's Nebraska school record for most three-pointers in a game, set against Texas A&M in the 1991-92 season...scored a Big 12-best 14 points against Baylor, including four three-pointers in six attempts...scored 13 points and hit 3-4 from long range in NU's win over Kansas in Lincoln...scored 10 points against Colgate in the Ameritas Classic championship game and was one of three Huskers

named to the all-tournament team...overall, Cochran reached double figures six times for the season and hit two or more three-pointers 12 times...Nebraska was 5-1 when Cochran reached double figures and was 9-3 when he made two or more three-pointers... knocked down a three-pointer at Kansas to put Nebraska ahead to stay with 2:54 left in the Huskers' 64-59 upset victory...when Cochran was at his best, Nebraska was extremely difficult to beat as the rookie averaged 10.6 points per game and shot 60 percent in Nebraska's five-game winning streak from Jan. 13 to Jan. 27...Cochran was exceptional from the foul line, knocking down 29-of-31 attempts (94 percent), including his final 18 free throws of the 1998-99 campaign... grabbed a career-high five rebounds in the win at Kansas and matched that total at Texas Tech...had a career-best five steals vs. Oklahoma State... was an honorable-mention academic All-Big 12 selection, owning a 3.19 grade-point average in communication studies.

1997-98 (Redshirt)

Cochran sat out the 1997-98 season as a redshirt after undergoing surgery on his right ankle in September of 1997... the surgery reattached a ligament in the ankle and also removed bone spurs... missed the start

of fall drills while recovering from the surgery, but returned to practice with the Huskers beginning in December.

High School (Minden, Iowa)


Cochran finished his high school career at Neola Tri Center High School as the all-time leading scorer in Iowa prep history, pouring in 2,650 points in his four-year career...the 1996-97 season marked the third straight year Cochran was a first-team Class 2A all-state selection by the *Des Moines Register*...among his other honors, Cochran was the Council Bluffs *Daily Nonpariel* Player of the Year as a senior and was an honorable-mention All-American,

according to *USA Today*...was a three-time all-Southwest Iowa selection by the *Omaha World-Herald* and was the captain of the team as a senior...he was also the runner-up for Iowa Mr. Basketball honors as a senior... averaged more than 23 points per game in each of his four high school seasons, including 33.0 as a senior... Cochran scored a career-high 59 points against Elk Horn-Kimballton in his senior year...he had 40 or more points 11 times in his career and reached double figures in 92-of-93 prep games...averaged 6.6 rebounds and 8.0 assists per game as a senior and 4.8 rebounds and 7.6 assists per game for his career...Cochran

connected on 41.4 percent of his three-point attempts in his career, with a total of 352 career three-pointers... Cochran made 93 percent of his free throws as a senior and 87 percent in his career...Tri Center, coached by Cary's father, Carl, posted a 76-17 record during Cochran's high school career and reached the state tournament in 1995 and 1997...Cochran also lettered three times each in football and track at Tri Center...he was the first Iowa prep product to sign with Nebraska in more than 30 years.

Personal


The son of Carl and Cindy Cochran...born July 17, 1978...is a communications studies major.



Cochran started 11 games and averaged 7.9 points per game for the Huskers last season.

Cochran's Career Big 12 Statistics

Year	G-GS	FG-FGA	Pct.	3FG-3FGA	Pct.	FT-FTA	Pct.	Reb.-Avg.	TP-Avg.	MP	A	BS	S
1998-99	15-0	31-78	.397	21-54	.389	17-19	.895	29-1.9	100-6.7	264	13	0	13
1999-00	16-8	43-103	.417	39-92	.424	11-12	.917	41-2.6	136-8.5	433	52	1	16
Totals	31-8	74-181	.409	60-146	.411	28-31	.903	70-2.3	236-7.6	697	65	1	29



#11 Rodney Fields

6-2 ♦ 210 ♦ Senior ♦ Guard ♦ Tampa, Fla. (Tampa Bay Tech/Tyler JC)

2000-2001 Outlook

Senior guard Rodney Fields returns to the Husker backcourt for his final season in 2000-2001. With Cookie Belcher on the sideline for nearly the entire season, Fields started 19 games last season and saw more than 20 minutes of action per game. The 6-2, 210-pound Fields gives the Huskers a physical presence in the backcourt, both offensively and defensively.

1999-2000 (Junior)

Fields played a key role at shooting guard for Nebraska in the 1999-2000 season...the 6-2 Fields started 19 games, including the season's final five games and nine overall in Big 12 play... averaged 4.2 points per game on the season and had three double-figure games, with a season-high 14 points against Rutgers... scored 11 points against Oral Roberts and had 10 vs. Pacific in Lincoln... Fields scored nine points at Iowa State, his most in conference play and he had five games in Big 12 action with six or more points...finished fourth on the team with 47 assists, with a season-high five against Western

Carolina and Pacific...added four assists against San Francisco and Oral Roberts in back-to-back games...after undergoing major leg surgery in the fall of 1998, Fields was healthy for the majority of last season...however, he was held out of the Kansas game in Lawrence, with soreness in his leg and played with pain during several games at midseason.

1998-99 (Redshirt)


Fields redshirted in his first season at Nebraska after surgery in September to repair a stress fracture in his right leg...originally committed to Nebraska out of high school.

Junior College (Tampa Bay Tech)

Fields averaged 15 points, six rebounds and three assists per game for Tyler in 1997-98... the team finished the season with a 15-15 record for Coach Kyle Keller...as a freshman, Fields averaged 14.3 points, 7.1 rebounds and 3.2 assists for a 21-9 Tyler team...Fields was one of five Tyler players to sign Division I letters of intent for the 1998-99 season.

High School (Tampa, Fla.)

Fields had a standout high school career at Tampa Bay Tech for Coach Adrian Johnson...he originally signed with Nebraska out of high school in 1996, but did not meet academic requirements...Fields averaged 25 points, 12 rebounds and six assists as a senior and was rewarded with honorable-mention all-state honors...Fields played both guard spots as well as some small forward in high school...also lettered in baseball.



Rodney Fields started 19 games for Nebraska last season and averaged 4.2 points per game.

Personal

The son of Delores Ashley and James Fields... step-mother is Fanny Fields... Rodney has one sister Loretia Ashley, 27...born on Dec. 10, 1976.

Fields' Career Highs

Points	14
vs. Rutgers, 11/28/99	
Rebounds	4
4x - most recently at Iowa State, 2/12/00	
Steals	4
Eastern Illinois, 11/23/99	
Assists	5
Western Carolina, 12/3/99	
Pacific, 1/4/00	
Blocked Shots	1
4x - most recently at Missouri, 3/1/00	
Three-Point Field Goals	1
4x - most recently vs. Oklahoma, 2/14/00	
Field Goals	6
vs. Rutgers, 11/28/99	
Free Throws	3
3x - most recently Kansas State, 1/29/00	

Fields' Career Statistics

Year	G-GS	FG-FGA	Pct.	3FG-3FGA	Pct.	FT-FTA	Pct.	Reb.-Avg.	TP-Avg.	MP	A	BS	S
1999-00	29-19	48-131	.366	5-27	.185	22-35	.629	54-1.9	123-4.2	602	47	4	25
Totals	29-19	48-131	.366	5-27	.185	22-35	.629	54-1.9	123-4.2	602	47	4	25

Fields' Career Big 12 Statistics

Year	G-GS	FG-FGA	Pct.	3FG-3FGA	Pct.	FT-FTA	Pct.	Reb.-Avg.	TP-Avg.	MP	A	BS	S
1999-00	15-9	20-59	.339	2-15	.133	11-17	.647	24-1.6	53	3.5	15	2	9
Totals	15-9	20-59	.339	2-15	.133	11-17	.647	24-1.6	53	3.5	15	2	9



#10 Kevin Augustine

6-0 ♦ 185 ♦ Junior ♦ Guard ♦ Santa Ana, Calif. (Mater Dei/Southern California)

2000-2001 Outlook

One of Nebraska's three spring signees, Kevin Augustine will battle for playing time in Nebraska's backcourt this season. Augustine, who played parts of two seasons at the University of Southern California, comes to Nebraska after 1 1/2 years at Fullerton Community College, where he did not play basketball.

With two years of remaining eligibility, Augustine is a true point guard who will give Nebraska additional quickness and good decision-making skills and leadership at that position. A possible starter to open the season, Augustine's experience in one of the nation's top conferences is a big plus, according to first-year NU coach Barry Collier.

1997-98 (USC)

At Southern California, Augustine started 10 of 26 games as a freshman and averaged 6.3 points, 3.7 assists and 2.3 rebounds for Coach Henry Bibby's 1997-1998 Trojans...in Pac-10 games, Augustine was at his best, averaging better than eight points per contest...scored a career-high 17 points against Washington and had 15 points against Washington State...led USC in assists 14 times as a freshman...earned honorable-mention Pac-10 freshman honors...as a sophomore, Augustine played in just seven games before leaving the team af-

ter the first semester...enrolled at Fullerton (Calif.) CC, where he did not play basketball.


High School (Santa Ana, Calif.)

Augustine played high school basketball at Mater Dei High School for Gary McKnight...a high school All-American, was a two-time first-team all-state and two-time first-team All West Coast...was twice named the Orange County and South Coast League Player of the


Year...as a senior Augustine averaged 19.6 points, 8.7 assists and six rebounds per game for the 12th-ranked team in the country...as a junior averaged 19.2 points seven assists and five rebounds.

Personal

Brian is the son of Irby and Bettye...born in Fullerton, Calif., on Feb. 24, 1979...has two sisters, Traci, 31, and Tatum, 20...was a four-year honor roll student at Mater Dei High School.



Kevin Augustine enters his first season with the Huskers after starting as a freshman at USC.



#41 Ben Chesnut

6-6 ♦ 210 ♦ Freshman ♦ Forward ♦ Omaha, Neb. (Millard North)

2000-2001 Outlook

Ben Chesnut returns for his second season in the Husker program after a redshirt year in 1999-2000. A standout at Omaha's Millard North High School, Chesnut will provide depth in the NU frontcourt.

Chesnut gained valuable experience as a practice player last season after recovering from a broken fifth metatarsal on his right foot.

1999-2000 (Redshirt)


Chesnut sat out the 1999-2000 season as a redshirt for the Huskers.

High School (Omaha, Neb.)


Chesnut was a standout for Coach Leon Bose at Millard North High School...a three-year letterman, Chesnut averaged 19.8 points, 9.9 rebounds and 3.6 steals as a senior...he was voted to the all-Metro Holiday Tournament team and earned honorable-mention all-state honors in his senior season...owns Millard North career records for points and rebounds...also lettered twice in baseball and was a teammate of NU football players Judd Davies and Pat Ricketts.

Personal

The son of Gary and Bonnie Chesnut, Ben was born on Dec. 20, 1980...has one brother, Nic, 22, and a sister, Lynsey, 16...an honor roll student in high school, Chesnut is majoring in civil engineering at Nebraska.



Ben Chesnut enters his second season as a Husker after redshirting last season.



#10 Kevin Augustine

6-0 ♦ 185 ♦ Junior ♦ Guard ♦ Santa Ana, Calif. (Mater Dei/Southern California)

2000-2001 Outlook

One of Nebraska's three spring signees, Kevin Augustine will battle for playing time in Nebraska's backcourt this season. Augustine, who played parts of two seasons at the University of Southern California, comes to Nebraska after 1 1/2 years at Fullerton Community College, where he did not play basketball.

With two years of remaining eligibility, Augustine is a true point guard who will give Nebraska additional quickness and good decision-making skills and leadership at that position. A possible starter to open the season, Augustine's experience in one of the nation's top conferences is a big plus, according to first-year NU coach Barry Collier.

1997-98 (USC)

At Southern California, Augustine started 10 of 26 games as a freshman and averaged 6.3 points, 3.7 assists and 2.3 rebounds for Coach Henry Bibby's 1997-1998 Trojans...in Pac-10 games, Augustine was at his best, averaging better than eight points per contest...scored a career-high 17 points against Washington and had 15 points against Washington State...led USC in assists 14 times as a freshman...earned honorable-mention Pac-10 freshman honors...as a sophomore, Augustine played in just seven games before leaving the team af-

ter the first semester...enrolled at Fullerton (Calif.) CC, where he did not play basketball.


High School (Santa Ana, Calif.)

Augustine played high school basketball at Mater Dei High School for Gary McKnight...a high school All-American, was a two-time first-team all-state and two-time first-team All West Coast...was twice named the Orange County and South Coast League Player of the


Year...as a senior Augustine averaged 19.6 points, 8.7 assists and six rebounds per game for the 12th-ranked team in the country...as a junior averaged 19.2 points seven assists and five rebounds.

Personal

Brian is the son of Irby and Bettye...born in Fullerton, Calif., on Feb. 24, 1979...has two sisters, Traci, 31, and Tatum, 20...was a four-year honor roll student at Mater Dei High School.



Kevin Augustine enters his first season with the Huskers after starting as a freshman at USC.



#4 Justin Boeker

6-9 ♦ 240 ♦ Junior ♦ Forward/Center ♦ Houston, Texas (Strake Jesuit/McLennan CC)

2000-2001 Outlook

Justin Boeker (pronounced BO-ker) enters his first season with the Huskers after playing at McLennan Junior College in Waco, Texas. Boeker will provide the Huskers with immediate depth in the front court with his solid 6-9 frame.

According to Collier, Boeker is a big power forward that will give the Huskers added physical play under the basket.

Junior College (McLennan CC)

Boeker played in 28 of 30 games and averaged 3.5 points and 3.1 rebounds for the 13-17 team...a part-time starter, Boeker was a success off the court, carrying a 3.9 grade-point average to earn National Junior College Academic All-America honors.

1998-1999 (Manhattan College)

Boeker began his collegiate career at Division I Manhattan College, in Riverdale, N.Y...averaged 1.4 points and 1.5 rebounds for the Jaspers.

High School (Houston, Texas)


Helped lead Coach Chuck Kenny's Strake Jesuit squad to a state championship and a 27-6 mark his senior season... averaged 13.7, points, 12.2 rebounds and 2.7 blocks per game... scored 12 points in the state championship...team was ranked as high as 23rd by Future Stars Magazine in 1998... Texas Christian Interscholastic

League First Team All-State honoree... was a four-year letterwinner in football... earned one letter in soccer and cross country...was a first-team all-state selection as a senior and a second-team all-state pick as a junior... selected to the Crusader Holiday Classic All-

Tournament Team in 1998.

Personal

Son of Jan Cochran... Has two brothers, Jason, 24 and Jon, 22... played for coach Chuck Kerney in high school... born in Houston, Texas on born Oct. 12, 1978.



Justin Boeker is a strong power forward that will give the Huskers depth under the glass this season.



#23 Ross Buckendahl

6-5 ♦ 210 ♦ Senior ♦ Forward ♦ Battle Creek, Neb. (Battle Creek/Northeast CC)

Buckendahl's Career Highs

Points	3
Texas A&M, 2/27/99	
at UMKC, 12/30/98	
Rebounds	3
Oral Roberts, 12/22/99	
Assists	3
Oral Roberts, 12/22/99	
Texas A&M, 2/27/99	
Field Goals	1
3x - most recently vs. Oral Roberts, 12/22/99	

2000-2001 Outlook

Third-year Husker walk-on Ross Buckendahl will miss the 2000-2001 season after undergoing knee surgery to repair ligament damage in the offseason. Buckendahl was expected to see increased playing time after seeing spot duty as a junior.

1999-2000 (Junior)

Buckendahl played a key reserve role and drew a start against Minnesota...played in 14 games overall, seeing his most significant action while Louis Truscott was sidelined with an injury in December...Buckendahl played a total of 94 minutes, including a combined 42 in consecutive games against Arizona, USF and Oral Roberts...his three assists and three rebounds against ORU were both career bests, while his 11 minutes at Missouri was his most ever in a league game.

1998-99 (Sophomore)

Buckendahl played in five games for a total of 10 minutes...he scored six points on 3-pointers at UMKC and vs. Texas A&M... finished the season 2-3 from the floor, 2-2 from long range...also had four rebounds for the season and one assist vs. Texas A&M.

Junior College (Northeast CC)

Buckendahl averaged eight

points and seven rebounds for Coach Fred Johnson at Northeast Community College in Norfolk, Neb...was a teammate of fellow Husker Craig Wortmann at Northeast CC.


High School (Battle Creek, Neb.)

Buckendahl lettered three seasons at Battle Creek High School...averaged 20 points and 14 rebounds per game as a senior and earned honorable-mention Class C-1 all-state honors in basketball for Coach Scott Bokelman... averaged 12 points

and 12 rebounds per game as a junior... Buckendahl also lettered three times in golf and once in football, earning C-1 all-state honors as a wide receiver and cornerback...football teammates included Dave and Cody Volk, who are linemen for the Husker football team.

Personal

The son of Suanne and Bob Buckendahl, Ross has two brothers, Shannon, 26, and Preston, 24... born Jan. 1, 1979, Ross is a horticulture major.




Ross Buckendahl will miss the 2000-01 season after undergoing knee surgery in the offseason.

Buckendahl's Career Statistics

Year	G-GS	FG-FGA	Pct.	3FG-3FGA	Pct.	FT-FTA	Pct.	Reb.-Avg.	TP-Avg.	MP	A	BS	S
1998-99	5-0	2-3	.667	2-2	1.000	0-0	—	4-0.8	6-1.2	10	1	0	0
1999-00	14-1	2-6	.333	1-4	.250	0-0	—	15-1.1	5-0.4	94	6	0	0
Totals	19-1	4-9	.444	3-6	.500	0-0	—	19-1.0	11-0.6	104	7	0	0

Buckendahl's Career Big 12 Statistics

Year	G-GS	FG-FGA	Pct.	3FG-3FGA	Pct.	FT-FTA	Pct.	Reb.-Avg.	TP-Avg.	MP	A	BS	S
1998-99	3-0	1-2	.500	1-1	1.000	0-0	—	2-0.7	3-1.0	4	1	0	0
1999-00	7-0	0-2	.000	0-2	.000	0-0	—	7-1.0	0-0.0	33	0	0	0
Totals	10-0	1-4	.250	1-3	.333	0-0	—	9-0.9	3-0.3	37	1	0	0



#41 Ben Chesnut

6-6 ♦ 210 ♦ Freshman ♦ Forward ♦ Omaha, Neb. (Millard North)

2000-2001 Outlook

Ben Chesnut returns for his second season in the Husker program after a redshirt year in 1999-2000. A standout at Omaha's Millard North High School, Chesnut will provide depth in the NU frontcourt.

Chesnut gained valuable experience as a practice player last season after recovering from a broken fifth metatarsal on his right foot.

1999-2000 (Redshirt)


Chesnut sat out the 1999-2000 season as a redshirt for the Huskers.

High School (Omaha, Neb.)


Chesnut was a standout for Coach Leon Bose at Millard North High School...a three-year letterman, Chesnut averaged 19.8 points, 9.9 rebounds and 3.6 steals as a senior...he was voted to the all-Metro Holiday Tournament team and earned honorable-mention all-state honors in his senior season...owns Millard North career records for points and rebounds...also lettered twice in baseball and was a teammate of NU football players Judd Davies and Pat Ricketts.

Personal

The son of Gary and Bonnie Chesnut, Ben was born on Dec. 20, 1980...has one brother, Nic, 22, and a sister, Lynsey, 16...an honor roll student in high school, Chesnut is majoring in civil engineering at Nebraska.



Ben Chesnut enters his second season as a Husker after redshirting last season.



#20 Brian Conklin

6-11 ♦ 215 ♦ Freshman ♦ Forward/Center ♦ Hubbard, Ohio (Hubbard)

2000-2001 Outlook

After a redshirt season in 1999-2000, Brian Conklin is prepared to make an impact for Nebraska this season. Conklin is a versatile big man, who has the ability to play all three frontcourt positions.

Conklin stands 6-11, but saw time at all five positions on the court during his prep career at Hubbard High in Ohio. Last season, Conklin sat out and worked hard in the weight room. Since his arrival in Lincoln, Conklin has added about 20 pounds of muscle to his frame. Conklin was one of three players to sign with the Huskers during the early signing period in November of 1998.

1999-2000 (Redshirt)

Conklin redshirted his first year in the Husker program.

High School (Hubbard, Ohio)


Conklin finished his prep career as the most decorated player at Hubbard (Ohio) High School...was a two-time all-state selection, three-time All-Trumbull County pick... averaged 18.1 points, 12.5 rebounds, 4.0 assists and 3.0 blocked shots as a senior for Coach Bernie Tarr...led Hubbard to an 18-4 record...his top game as a senior was a 41-point outburst against LaBrae High School and he pulled down 20 rebounds

against John F. Kennedy High...hit 34 percent from three-point range, after knocking down 39 percent from long range as a junior...averaged 19 points, 13 rebounds and 3.5 assists as a junior when he knocked down 82 percent of his free throw attempts...did not miss a varsity game in four years of high school, appearing in all 86 contests... finished as Hubbard's career leader in scoring with 1,180 points, rebounding (835), assists (235) and blocked shots

(121)...Conklin picked Nebraska over Northwestern, Bowling Green and West Virginia...Conklin also lettered three years in baseball for Hubbard High School...a strong student, Conklin was named to the school's honor roll and received an Award of Merit.

Personal

The son of Karen and Raymond Conklin...Brian was born on Aug. 16, 1980...has one brother, Mark, 21 and a sister, Alison, 16.



Brian Conklin will compete for playing time in the front court this season and is an excellent shooter for a big man.



#5 Kedrick Ford

6-2 ♦ 185 ♦ Junior ♦ Guard ♦ Macon, Ga. (Southwest/Neosho County CC)


2000-2001 Outlook

Kedrick Ford is one of four backcourt newcomers for the Huskers in 2000-2001. Ford, coach Barry Collier's first NU recruit, comes to Lincoln after two strong seasons at Neosho Community College in Chanute, Kan.

The 6-2 Ford is expected to battle for playing time in a deep Husker backcourt that includes four returnees with starting experience and five scholarship newcomers. Collier said Ford has the basketball skills and athleticism to help NU immediately.

Junior College (Neosho County CC)

Ford was a third-team all-conference selection at Neosho Community College in Chanute, Kan., which competes in the Kansas Jayhawk Community College Conference, a league that is regarded as one of the nation's best in the junior college ranks...a native of Macon, Ga., Ford averaged 10.4 points and 3.3 rebounds, while adding three assists per game for Neosho County CC last season... also shot just better than 40 percent (73-181) from three-point range for Coach Jeff Guiot, a guard at Kansas in 1983 and 1984... during Ford's two seasons at Neosho, he helped his



Kedrick Ford enters his first season with the Huskers after transferring from Neosho County Community College in Kansas.

teams to a combined 53-13 record, a conference title in 1999 and a share of the title last season...Ford's twin brother and teammate, Shedrick, was a first-team all-conference pick and signed a letter-of-intent to play at Illinois State this season... another of Kedrick's Neosho teammates signed with Arkansas.

High School (Macon, Ga.)

Ford attended Southwest High School in Macon, Ga., but did not take part in high school basketball.

Personal

Son of Bessie Jackson... Has two brothers, including his twin, Shedrick, 21, Artai Jackson, 19, and a sister, Renaire Jackson, 18... Born Nov. 19, 1978, in Macon, Ga.



#33 Marques McCarty

6-5 ♦ 185 ♦ Freshman ♦ Forward ♦ Sugarland, Texas (Stephen F. Austin HS)


2000-2001 Outlook

Marques McCarty (pronounced MAR-cus) was the final signee of Coach Barry Collier's first recruiting class. At 6-5, McCarty gives the Huskers added size in the front court and according to Collier, has the potential to see immediate playing time. McCarty is a versatile player that has the ability to hit the three-point shot or slash to the basket. Because he is a true freshman, McCarty is also a candidate to redshirt in his first season, in order to gain size and strength.

McCarty underwent knee surgery in September, but was expected to be at 100 percent by the start of practice.

High School (Sugarland, Texas)

A graduate of Stephen F. Austin High School, McCarty averaged 15.1 points, six rebounds, two assists and two blocked shots per game as a senior under Coach Troy Kite...had career highs of 30 points and eight blocks during his prep career, recording 10 double-doubles as a senior...the district defensive player of the year, McCarty also starred for the Texas BlueChip AAU Team, which played out of Dallas and was coached by Mitch Malone.



Marques McCarty is a talented freshman that may see playing time in his first season with the Huskers.

Personal

Son of William and Sondra, both Grambling State graduates...has a sister, Tanya, 25, and a brother Jarrod, 13...Born Oct. 16, 1982, McCarty recently turned 18, making him the youngest member of the Husker basketball team.



#2 John Robinson II

6-1 ♦ 185 ♦ Junior ♦ Guard ♦ Channelview, Texas (Channelview/New Mexico)

2000-2001 Outlook

John Robinson II will make his Husker debut at midseason in 2000-2001, after transferring from the University of New Mexico midway through last season. Robinson is a true point guard who will battle for playing time in a deep Husker backcourt.

Robinson has solid Division I experience, having started 30 games as a freshman on New Mexico's 1999 NCAA Tournament team. An excellent floor general, Robinson will become eligible at the completion of NU's first semester.

1999-2000

(New Mexico/Nebraska)

Robinson began the 1999-2000 season in the New Mexico program, before enrolling at Nebraska for the second semester...a native of Channelview, Texas, a Houston suburb, Robinson played in 11 games at New Mexico...averaged 4.1 points per game and hit 41 percent from three-point range in 16.0 minutes per game for the Lobos last season...Robinson's last game with the Lobos was a Dec. 21 win at Arizona... had a season-high 10 points against UTEP and handed out 22 assists on the season.

1998-1999 (New Mexico)


Robinson started at point guard and played 34.4 minutes per game for Coach Dave Bliss as a freshman...was named to the All-WAC Freshman Team, averaging 10.2 points per game for the Lobos...Robinson scored in double figures 16 times, with a career-high 25 points against Arkansas-Pine Bluff and 24 points at Fresno State...connected on 35 percent of his three-point attempts and led New Mexico with 162 assists...had 13 games with five or more assists, including 11 at Fresno State...in the NCAA Tournament, Robinson scored six points and had four assists in a first-round win against Missouri and had nine points and six assists in the second round against eventual NCAA champion Connecticut.

High School (Channelview, Texas)

Robinson was a top prep recruit out of Channelview High School... was a four-year starter at point guard and finished as Channelview's all-time leading scorer with 2,314 points...a senior, Robinson averaged 28.2 points, six assists and four steals...earned all-district honors each year of high school and was his team's most valuable player each of his final three prep seasons...Robinson was a first-team all-state selection by Texas High School Magazine and the Texas Association of Basketball Coaches as a senior.

Personal

Son of John and Shelia...born March 21, 1980.



A transfer from New Mexico, John Robinson II will be eligible to play for the Huskers in the second semester.



#55 Ryan Thomas

6-2 ♦ 185 ♦ Sophomore ♦ Guard ♦ St. Joseph, Mich. (Lakeshore)

2000-2001 Outlook

Ryan Thomas returns for his second season in the Husker program after playing in one game in 1999-2000. Thomas will provide depth in the Husker backcourt. Last season, Thomas made his only appearance of the year against Pacific, when he played three minutes.

1999-2000 (Junior)


In his first season as a Husker walk-on, Thomas played in one game...played three minutes against Pacific.

High School (St. Joseph, Mich.)

As a guard for Lakeshore High School, Thomas led his team to a regional runner-up finish, losing to the eventual Class B state finalist...averaged eight points, seven assists, three steals and two rebounds per game... An all-conference selection, he shot 81 percent from the free throw line and 42 percent from beyond the arc...stood out in the classroom, earning academic all-conference honors after graduating with a 3.92 grade-point average in 1998.

Personal

Son of Joseph and Susan Thomas...has a brother, Nathan, 22...born Dec. 5, 1979...has been a member of the Dean's list every semester at Nebraska...is a Biological sciences major (pre-dentistry)... serves as a Young Life volunteer in his free time.



Ryan Thomas enters his second season as a Husker after walking on last season.



#34 Craig Wortmann

6-4 ♦ 195 ♦ Senior ♦ Guard ♦ Hartington, Neb. (Hartington Cedar Catholic/Northeast CC)

2000-2001 Outlook

Craig Wortmann enters his third season as a walk-on in the Nebraska program. Wortmann has seen limited action in his first two years with the Huskers but will again add depth in the NU backcourt this winter.

A Hartington, Neb., native, Wortmann will continue to be a valuable reserve and should see added playing time this season.

1999-2000 (Junior)


Wortmann played in four games for the Huskers last season, with a high of three minutes against Pacific.... played a total of seven minutes and scored one point on a free throw vs. Monmouth.

1998-99 (Sophomore)

Wortmann appeared in three games last season in his first year as a walk-on...Wortmann connected on one of two field goal attempts for the year...he played a total of five minutes, scoring his only two points of the season in the win over Texas Tech in the Big 12 Tournament...grabbed a rebound against Colorado in Lincoln.

Junior College (Northeast CC)

Played for one season at Northeast Community College in Norfolk, Neb., where he alternated as a starter with Husker teammate Ross Buckendahl... Wortmann was an honorable-mention all-conference selection at Northeast under Coach Fred Johnson.



Craig Wortmann is in his second season with the Huskers after walking on in 1998-99.

High School (Hartington, Neb.)

Wortmann was a three-sport standout at Cedar Catholic High School...a three-year basketball letterman, Wortmann was a Class-C1 second-team all-state pick as a senior...led Cedar Catholic and coach Bob Geary to a No. 1 ranking and 24-1 record, before the Trojans were upset in the opening round of the state playoffs...also lettered three times each in football and track...was a high school football teammate of Russ Hochstein, a starting offensive guard on the NU football squad.

Personal

The son of Roger and Sherry Wortmann, Craig has four sisters, Julie, Carla, Jan and Christa and three brothers, Dean, Jay and Neil...Wortmann is majoring in finance at Nebraska...born on Sept. 8, 1978.

Wortmann's Career Highs

Points	2
Texas A&M, 2/27/99	
Rebounds	1
Monmouth, 12/4/99	
Colorado, 1/23/99	
Assists	3
Oral Roberts, 12/22/99	
Texas A&M, 2/27/99	
Field Goals	1
Texas A&M, 2/27/99	



#1 Danai Young

6-4 ♦ 190 ♦ Junior ♦ Forward ♦ Riverdale, Calif. (LeMoore/Cowley County CC)

2000-2001 Outlook

Danai Young (pronounced duh-NAY) comes to Nebraska after two successful seasons at Cowley County Community College in Arkansas City, Kan. The 6-4, 190-pound Young will miss the 2000-2001 season after undergoing major wrist surgery that required a bone graft from his hip.

Young is a versatile wing player, who can play both the small forward and shooting guard positions. Young is a strong defender, who does an excellent job of taking the ball to the basket on the offensive end. Young also has excellent rebounding skills for a wing player.

Junior College (Cowley County CC)

Like fellow Husker signee Kedrick Ford, Young was a third-team all-conference pick in the Kansas Jayhawk Community College Conference at Cowley County Community College in Arkansas City, Kan....Young was second in scoring for a 26-6 Cowley County team, averaging better than 14 points per game under Coach Mark Nelson...Young added 5.3 rebounds per game and led his team in steals with 61... shot better than 51 percent from the field...was named Cowley County's Most Valuable Player for the 2000 season.


High School (Riverdale, Calif.)

Young was a standout prep player at LeMoore High School, where he averaged 28 points per game as a senior...Young also added nine rebounds, seven assists and four steals per game for Coach Jeff Cardoza...an honorable-mention All-American as a senior, Young previously attended Riverdale High School, where he guided his team to two state tour-

namment appearances...Young was a three-time all-state selection and was team MVP his final three seasons... Young also earned three letters each in football and baseball.

Personal

Grandparents are Roosevelt and Lucille Johnson...has two sisters, Shampale, 18 and Joyce, 14 and a brother, Adrian, 19...was honored with the Big Brother of the Year Award in 1998...born Aug. 11, 1979.



Danai Young will miss the entire season after undergoing major surgery on his right wrist in October.

Office of Athletic Compliance

As a member of the Big 12 Conference and the National Collegiate Athletic Association, the University of Nebraska is responsible for ensuring that its coaches, student-athletes, faculty and staff, boosters and friends abide with conference and NCAA regulations. The purpose of this page is to inform you of guidelines and regulations that may affect your involvement with Husker student-athletes and prospective student-athletes. This is not a comprehensive list of all conference and NCAA rules. Feel free to contact the Nebraska Athletic Compliance Office if a question or concern arises.

Are you an Athletic Representative?

You are considered to be a booster or representative of Nebraska's athletics interests if you:

- ◆ Are, or have been, a member of a Nebraska booster organization.
- ◆ Have made donations or financial contribution to the Nebraska athletic department or booster club.
- ◆ Are, or have been, involved in arranging summer employment for enrolled student-athletes.
- ◆ Are, or have been, assisting in the recruitment of prospective student athletes.
- ◆ Are, or have been, involved in promoting the University of Nebraska athletics program in any way.

Please note: Once an individual is identified as an Athletics Representative, that person retains that identity indefinitely.

Who is a Prospective Student-Athlete?

A prospective student-athlete (recruit) is any student who has started classes for the ninth grade or above, including students in prep schools and junior college. In addition, any student who has officially withdrawn from a four-year institution and plans to transfer to another institution is also considered to be a recruit.

A prospective student-athlete remains a prospect even after verbally committing to or signing a National Letter of Intent with the University of Nebraska until he or she reports for regular team practice or attends the first day of classes in any regular term.

What is contact?

A contact is any face-to-face encounter between a prospect, or the prospect's parent or legal guardian, and an institutional staff member or athletics representative, during which any dialogue occurs in excess of an exchange or greeting. Written or telephonic communications are also considered types of contacts. A booster may not contact a prospect, prospect's coach, principal or counselor in an attempt to evaluate or recruit the prospect.

What is an Evaluation?

An evaluation is any off-campus activity designed to assess the academic qualifications or athletic ability of a prospect. Each sport has different limitations on the number of times a coach may visit a high school or observe a prospect in practice or competition.

Facility Use Restrictions

The University of Nebraska-Lincoln has an interest in protecting its facilities, property and reputation associated with its intercollegiate sports. Therefore, no person shall be permitted to access or use the arenas, facilities and other University of Nebraska intercollegiate athletic venues without first securing the permission of the Director of Athletic or his/her designee. The only exception is an individual who records an image (e.g. photograph, videotape) for his/her non-commercial personal use. In no case shall any person be permitted to use these venues for the purposes of promoting the sale or manufacture of alcohol or tobacco or the promotion of any venture associated directly or indirectly or with legal or illegal gaming or gambling.

What is Recruiting?

Recruiting is any solicitation of a prospect or a prospect's family member (or guardian) by a Nebraska staff member or athletics representative for the purpose of securing the prospect's enrollment and ultimate participation on a Husker intercollegiate athletics team.

When can a coach begin to write a prospective student-athlete?

Letters from coaches and faculty members are not permitted until September 1, at the beginning of a prospect's junior year in high school. The NCAA also places limitations on the types of information that may be sent to a prospect. Permissible types of recruiting materials include general correspondence, academic and admission materials, NCAA educational information, questionnaires, camp brochures and one sport media guide. Boosters are not allowed to write a prospect.

When can a coach telephone a prospective student-athlete?

Permissible telephone calls vary per sport. Football is allowed to make one call during the month of May of a prospect's junior year in high school. Additional calls may not occur before September 1, of the prospect's senior year. In men's and women's basketball, one call may be made on or after June 21, of the prospect's junior year in high school with three more calls allowed during the month of July. All other sports may not telephone a prospect until July 1, of the prospect's junior year in high school. Football, basketball and all other sports may not call a prospect more than one time per week unless exceptions are allowed by NCAA legislation.

Furthermore, a prospect may call a Husker coach at any time when the prospect is personally paying for the call. The use of collect calls or toll-free calls to a coach may not occur until July 1, of the prospect's junior year in high school. A prospect may call a booster but a booster may not call a prospect. A booster must refer any questions about Nebraska athletics to the Athletics Department.

Who is a Student-Athlete?

A student-athlete is a student whose enrollment was solicited by a member of the Nebraska athletics staff or other representative of athletics interest with the intent of the student becoming a participating member of a Husker athletic team.

What is an Extra Benefit?

An extra benefit is any special arrangement by a Nebraska institutional employee or booster to provide a student-athlete or the student-athlete's relative or friend a benefit not expressly authorized by NCAA legislation. Examples of special arrangements or extra benefits that are not permissible by NCAA rules include but are not limited to:

- ◆ Providing cash or loans in any amount.
- ◆ Signing or co-signing for a loan as well as guaranteeing bail or bond.
- ◆ Giving gifts of any kind, including birthday and holiday gifts.
- ◆ Providing use of an automobile.
- ◆ Providing rent-free or reduced-rent housing.
- ◆ Providing tickets to an athletic, institutional or community event.
- ◆ Providing academic course supplies, typing services or duplication costs.
- ◆ Providing entertainment for a prospect or the prospect's family.
- ◆ Promising financial aid for postgraduate education.
- ◆ Providing an honorarium to a student-athlete for a speaking arrangement.

Please remember to ask before you act. Call the Nebraska Athletics Compliance Office at (402) 472-2042 for answers to your questions and concerns regarding NCAA rules and regulations. Your telephone call may prevent the loss of eligibility for a Husker student-athlete.

Belcher's 1996-1997 Game-by-Game

Opponent	MP	FG-FGA	Pct.	3FG-Att	Pct.	FT-FTA	Pct.	Reb.	PF	A	TO	BS	ST	Pts.
at Texas*	34	2-4	.500	1-1	1.000	4-7	.571	8	5	0	6	0	0	9
Weber State*	28	5-11	.455	2-2	1.000	2-3	.667	6	1	2	1	1	3	14
Oregon State*	32	3-7	.429	0-0	.000	2-4	.500	4	3	3	2	4	2	8
Texas-San Antonio*	30	4-5	.800	0-0	.000	1-3	.333	4	3	0	1	0	2	9
Coppin State*	30	9-14	.643	1-1	.000	3-5	.600	6	3	4	3	0	1	22
Bowling Green*	34	7-13	.538	1-2	.500	2-6	.333	4	4	2	4	1	6	17
at UMKC*	32	3-7	.429	0-2	.000	0-3	.000	6	2	3	2	1	3	6
Minnesota*	35	3-9	.333	2-4	.500	5-10	.500	1	3	1	2	0	2	13
Old Dominion*	27	2-15	.133	2-10	.200	2-6	.333	3	3	0	2	0	4	8
Cincinnati*	33	3-9	.333	0-2	.000	0-0	.000	3	4	4	4	0	1	6
Bowling Green*	33	5-7	.714	1-2	.500	1-1	1.000	2	3	4	2	1	3	12
at Colorado*	30	4-9	.444	2-4	.500	1-2	.500	7	4	5	1	2	5	11
Creighton*	33	6-12	.500	3-4	.750	0-0	.000	6	3	4	5	0	4	15
Texas A&M*	30	4-10	.400	1-3	.333	0-1	.000	5	4	3	1	0	2	9
Kansas State*	31	4-9	.444	0-1	.000	2-6	.333	3	2	2	1	1	4	10
Missouri*	24	2-4	.500	0-1	.000	1-1	1.000	5	4	1	2	0	4	5
at Oklahoma*	30	2-7	.286	0-1	.000	2-2	1.000	3	4	2	2	0	1	6
Iowa State*	30	5-11	.455	1-2	.500	1-3	.333	4	2	3	1	1	0	12
at Kansas*	35	3-4	.750	1-2	.500	0-0	.000	3	4	2	2	0	3	7
Colorado*	16	2-5	.400	0-0	.000	0-0	.000	1	2	2	0	0	5	4
at Texas Tech*	27	5-8	.625	1-1	1.000	2-2	1.000	1	3	2	1	1	5	13
at Kansas State*	36	0-6	.000	0-3	.000	0-0	.000	8	4	2	4	0	4	0
at Northern Iowa*	30	3-5	.600	0-0	.000	2-3	.667	3	3	1	1	1	2	8
Texas*	30	1-5	.200	1-2	.500	1-2	.500	3	2	2	2	0	1	4
at Baylor*	35	5-9	.556	2-4	.500	2-2	1.000	2	2	1	1	1	0	14
at Iowa State*	38	3-7	.429	0-2	.000	0-0	.000	4	2	2	1	1	3	6
Oklahoma State*	25	4-8	.500	1-4	.250	0-0	.000	4	1	2	0	1	2	9
Kansas*	23	3-7	.429	2-4	.500	1-3	.333	2	5	2	3	2	0	9
Missouri*	34	2-7	.286	1-2	.500	2-3	.667	4	5	3	4	0	3	7
Washington*	29	4-5	.800	1-2	.500	0-0	.000	4	4	0	3	1	6	9
Nevada*	25	1-2	.500	0-0	.000	0-0	.000	1	4	1	2	0	2	2
Connecticut*	31	4-7	.571	1-3	.333	0-0	.000	2	5	2	3	0	2	9
Totals	999	117-256	.457	30-76	.395	41-83	.494	126	106	68	70	20	87	305

Belcher's 1997-1998 Game-by-Game

Opponent	MP	FG-FGA	Pct.	3FG-Att	Pct.	FT-FTA	Pct.	Reb.	PF	A	TO	BS	ST	Pts.
UNC Greensboro*	21	4-7	.571	0-2	.000	3-3	1.000	4	2	2	1	1	0	11
Western Illinois*	27	3-6	.500	1-2	.500	0-0	.000	2	1	5	1	1	2	7
New Orleans*	27	6-11	.545	1-3	.333	2-2	1.000	4	2	2	2	0	3	15
Colorado State*	28	4-10	.400	0-1	.000	3-6	.500	6	3	8	1	2	4	11
Texas-San Antonio*	36	4-8	.500	1-4	.250	2-2	1.000	9	2	4	3	0	1	11
at Tulsa*	32	2-10	.200	1-3	.333	6-9	.667	3	5	3	3	0	4	11
UNC Wilmington*	30	8-11	.727	4-4	1.000	0-0	.000	0	1	9	3	0	0	20
Grambling State*	27	5-8	.625	1-2	.500	2-3	.667	2	2	6	1	0	3	13
at Creighton*	28	5-11	.455	1-2	.500	1-1	1.000	0	4	3	4	0	3	12
at Minnesota*	27	3-11	.273	0-4	.000	1-1	1.000	5	4	5	4	0	2	7
vs. Virginia*	29	3-9	.333	0-2	.000	0-0	.000	3	1	3	0	0	4	6
at Hawaii*	31	4-8	.500	0-2	.000	0-0	.000	2	0	0	5	0	2	8
vs. Vanderbilt*	30	2-6	.333	0-1	.000	5-8	.625	6	5	6	3	2	3	9
at Kansas*	35	7-15	.467	3-6	.500	0-0	.000	5	4	2	3	0	2	17
at Oklahoma State*	31	4-9	.444	0-4	.000	3-4	.750	5	3	4	2	1	1	11
Colorado*	28	5-11	.455	0-2	.000	1-3	.333	6	4	5	1	0	1	11
Oklahoma*	20	2-5	.400	0-2	.000	1-2	.500	1	3	3	0	0	1	5
at Texas*	34	7-13	.538	0-2	.000	5-7	.714	5	3	5	1	0	0	19
Iowa State*	35	5-10	.500	0-0	.000	5-6	.833	10	2	2	2	0	3	15
at Kansas State*	24	4-13	.308	1-4	.250	1-2	.500	6	3	1	3	0	4	10
Kansas*	34	2-8	.250	0-1	.000	3-6	.500	4	5	7	2	1	2	7
at Missouri*	40	3-10	.300	0-4	.000	2-3	.667	3	2	5	4	0	3	8
Kansas State*	29	2-6	.333	0-3	.000	1-4	.250	2	1	1	1	0	1	5
at Texas A&M*	31	4-8	.500	1-2	.500	0-0	.000	3	2	5	2	0	4	9
Baylor*	37	3-7	.429	0-2	.000	2-2	1.000	3	3	3	4	0	0	8
Missouri*	40	8-12	.667	2-4	.500	1-2	.500	8	1	5	2	1	4	19
at Colorado*	31	1-6	.167	1-4	.250	1-2	.500	6	2	3	2	4	0	4
Texas Tech*	30	4-9	.444	2-5	.400	2-4	.500	3	4	3	0	0	4	12
at Iowa State*	34	8-11	.727	3-4	.750	2-5	.400	3	5	2	5	3	3	21
vs. Baylor*	33	4-9	.444	3-8	.375	0-0	.000	4	3	5	1	0	1	11
vs. Kansas*	31	5-15	.333	2-7	.286	0-0	.000	2	2	3	4	0	4	12
vs. Arkansas*	33	4-12	.333	1-6	.167	0-0	.000	1	4	4	2	0	6	9
Totals	982	135-305	.443	29-102	.284	55-87	.632	126	88	124	75	16	75	354

Belcher's 1998-99 Game-by-Game

Opponent	MP	FG-FGA	Pct.	3FG-Att	Pct.	FT-FTA	Pct.	Reb.	PF	A	TO	BS	ST	Pts.
UNC Greensboro*	27	6-8	.750	2-2	1.000	4-5	.800	3	2	9	2	1	4	18
Villanova*	34	5-13	.385	4-7	.571	2-3	.667	1	5	5	3	0	3	16
Washington State*	34	6-11	.545	1-2	.500	5-7	.714	7	2	5	5	0	3	18
Wisconsin*	30	2-9	.222	0-3	.000	0-0	---	1	3	4	7	0	3	4
North Carolina A&T*	29	6-11	.545	1-4	.250	0-0	---	3	0	5	5	1	2	13
Tulsa*	37	5-14	.357	1-5	.200	0-0	---	5	2	3	3	0	6	11

Opponent	MP	FG-FGA	Pct.	3FG-Att	Pct.	FT-FTA	Pct.	Reb.	PF	A	TO	BS	ST	Pts.
Pacific	7	1-1	1.000	1-1	1.000	0-0	.000	2	1	0	0	0	0	3
at Kansas State	3	0-0	.000	0-0	.000	0-0	.000	0	1	0	0	0	0	0
Iowa State	4	0-0	.000	0-0	.000	0-0	.000	2	0	0	0	0	0	0
at Kansas	8	0-1	.000	0-1	.000	0-0	.000	2	3	0	1	0	0	0
Baylor	4	0-1	.000	0-1	.000	0-0	.000	1	1	0	1	0	0	0
Missouri	1	0-0	.000	0-0	.000	0-0	.000	0	0	0	0	0	0	0
at Missouri	11	0-0	.000	0-0	.000	0-0	.000	2	0	0	0	0	0	0
at Texas A&M	2	0-0	.000	0-0	.000	0-0	.000	0	0	0	0	0	0	0
vs Baylor	3	0-0	.000	0-0	.000	0-0	.000	0	0	0	0	0	0	0
Totals	94	2-6	.333	1-4	.250	0-0	.000	15	12	6	2	0	0	5

Cochran's 1998-99 Game-by-Game

Opponent	MP	FG-FGA	Pct.	3FG-Att	Pct.	FT-FTA	Pct.	Reb.	PF	A	TO	BS	ST	Pts.
UNC Greensboro	10	2-2	1.000	2-2	1.000	0-0	---	0	0	2	0	0	0	6
Villanova	4	0-0	---	0-0	---	0-0	---	1	1	1	2	0	0	0
Washington State	2	0-1	.000	0-0	---	4-4	1.000	0	0	0	1	0	0	4
Wisconsin	7	0-1	.000	0-1	.000	0-0	---	0	1	0	2	0	0	0
North Carolina A&T	8	0-1	.000	0-1	.000	2-2	1.000	0	0	2	1	0	0	2
Tulsa	1	0-0	---	0-0	---	2-2	1.000	0	0	0	0	0	0	2
Southwest Texas State	12	2-5	.400	1-3	.333	2-2	1.000	1	1	0	0	0	1	7
Colgate	20	4-7	.571	2-5	.400	0-0	---	4	0	2	1	0	2	10
Creighton	3	0-0	---	0-0	---	0-0	---	0	1	0	1	0	0	0
at Colorado State	4	0-1	.000	0-1	.000	0-0	---	1	1	0	1	0	0	0
Minnesota	12	2-6	.333	2-6	.333	0-0	---	2	1	1	1	0	1	6
at San Francisco	7	0-1	.000	0-1	.000	0-0	---	0	0	0	0	0	0	0
at UMKC	15	1-6	.167	1-5	.200	0-0	---	3	1	1	0	0	0	3
at Missouri	DNP													
Texas	6	1-2	.500	0-1	.000	1-2	.500	0	0	2	1	0	1	3
Kansas State	14	3-5	.600	2-4	.500	0-1	.000	1	2	1	2	0	0	8
at Baylor	20	5-7	.714	4-6	.667	0-0	---	2	3	0	0	0	0	14
at Oklahoma	16	2-2	1.000	2-2	1.000	6-6	1.000	2	4	1	1	0	0	12
Colorado	14	2-6	.333	2-5	.400	0-0	.000	0	2	1	1	0	1	6
Kansas	18	4-7	.571	3-4	.750	2-2	1.000	2	2	2	0	0	0	13
at Iowa State	17	1-3	.333	0-1	.000	2-2	1.000	1	2	0	2	0	1	4
at Colorado	21	3-4	.750	2-2	1.000	2-2	1.000	3	3	0	1	0	0	10
Missouri	16	2-5	.400	0-1	.000	2-2	1.000	1	1	2	1	0	2	6
at Kansas	20	2-4	.500	1-2	.500	2-2	1.000	5	5	0	0	0	0	7
Iowa State	20	1-6	.167	0-5	.000	0-0	---	1	2	1	1	0	1	2
Oklahoma State	24	1-9	.111	1-7	.143	0-0	---	3	2	0	2	0	5	3
at Texas Tech	17	1-5	.200	1-3	.333	0-0	---	5	3	2	2	0	1	3
at Kansas State	20	2-6	.333	2-6	.333	0-0	---	1	5	0	0	0	0	6
Texas A&M	21	1-7	.143	1-5	.200	0-0	---	2	1	1	1	0	1	3
Texas Tech	20	2-6	.333	2-5	.400	0-0	---	1	2	2	1	0	1	6
Kansas	17	1-3	.333	1-3	.333	0-0	---	2	0	1	2	0	0	3
UNLV	7	0-2	.000	0-2	.000	0-0	---	0	0	1	3	0	0	0
TCU	23	7-10	.700	7-9	.778	2-2	1.000	1	2	4	0	0	0	23
Totals	436	52-130	.400	39-98	.398	29-31	.935	45	48	30	31	0	18	172-5.4

Cochran's 1999-2000 Game-by-Game

Opponent	MP	FG-FGA	Pct.	3FG-Att	Pct.	FT-FTA	Pct.	Reb.	PF	A	TO	BS	ST	Pts.
Eastern Illinois*	37	3-9	.333	1-6	.167	0-0	.000	4	0	5	0	0	1	7
vs. Southern Mississippi*	25	1-8	.125	1-5	.200	0-0	.000	1	4	0	4	0	3	3
vs. Northwestern	17	0-3	.000	0-3	.000	0-0	.000	2	2	1	1	0	0	0
vs. Rutgers	18	3-7	.429	1-4	.250	0-0	.000	4	2	1	1	0	3	7
Monmouth	24	5-8	.625	4-5	.800	3-5	.600	1	0	0	1	0	0	17
at Creighton	20	2-6	.333	1-5	.200	0-0	.000	0	4	1	0	0	4	5
Pittsburgh	18	1-6	.167	1-4	.250	3-4	.750	1	1	3	2	0	3	6
vs. Arizona	16	2-4	.500	2-3	.667	0-0	.000	2	2	2	2	0	1	6
San Francisco	26	3-10	.300	3-9	.333	0-0	.000	4	2	3	4	0	2	9
Oral Roberts	19	1-9	.111	1-7	.143	2-2	1.000	2	2	1	1	0	0	5
Minnesota	25	1-4	.250	1-4	.250	1-2	.500	4	0	7	1	0	3	4
Pacific	19	4-6	.667	3-5	.600	0-0	.000	3	4	1	1	0	0	11
at Kansas State	25	5-7	.714	5-7	.714	2-2	1.000	2	3	0	0	0	3	17
Iowa State	25	2-6	.333	2-6	.333	0-0	.000	0	5	3	2	0	1	6
at Kansas*	25	5-12	.417	5-12	.417	2-2	1.000	3	2	2	3	0	1	17
Texas Tech	29	2-2	1.000	2-2	1.000	0-0	.000	5	1	1	2	0	0	6
Baylor	27	2-4	.500	2-3	.667	2-2	1.000	5	2	8	0	0	0	8
at Texas	18	1-2	.500	0-1	.000	0-0	.000	2	1	2	3	0	2	2
Kansas State	23	3-9	.333	3-8	.375	1-2	.500	4	3	2	0	0	0	10
Missouri	16	3-7	.429	3-7	.429	0-0	.000	0	4	1	3	0	1	9
at Colorado*	34	3-7	.429	3-7	.429	0-0	.000	0	1	2	0	0	2	9
at Iowa State*	25	1-7	.143	0-5	.000	0-0	.000	3	3	1	4	1	2	2
Oklahoma	26	1-4	.250	1-4	.250	0-0	.000	3	1	4	1	0	1	3
at Oklahoma State	32	4-7	.571	4-7	.571	0-0	.000	1	2	3	1	0	0	12
Kansas	28	5-7	.714	4-6	.667	0-0	.000	1	2	7	2	0	1	14
Colorado*	28	3-7	.429	3-5	.600	0-0	.000	6	4	4	2	0	2	9
at Missouri*	34	2-7	.286	1-4	.250	0-0	.000	3	5	4	2	0	0	5
at Texas A&M*	38	1-8	.125	1-8	.125	4-4	1.000	3	4	8	4	0	0	7
vs. Baylor*	35	4-10	.400	4-8	.500	0-0	.000	4	3	1	2	0	1	12
Totals	732	73-193	.378	62-160	.387	20-25	.800	73	69	78	49	1	37	228

The Opponents

Basketball 2000-2001

Calendar

62-63

Non-Conference


64-79

Conference

80-90

Series Records

91-106



2000-2001 Nebraska Month-by-Month Schedule

November

			1	2	3	4
5	6	7 GLOBAL SPORTS, 7:05 p.m. (Exh)	8	9	10	11
12	13	14 SPORTS TOURS INTERNATIONAL, 7:05 p.m. (Exh)	15	16	17	18 at Oral Roberts, 2 p.m.
19	20	21 EASTERN ILLINOIS, 7:05 p.m.	22	23	24	25
26	27 WINTHROP, 7:05 p.m.	28	29	30		


December

					1	2 at Pittsburgh, 6:30 p.m.
3	4	5	6	7	8 <i>Husker Team Classic</i> UMKC, 6:30 p.m. Alaska-Fairbanks vs. Pacific, 8:30 p.m.	9 <i>Husker Team Classic</i> Consolation, 6 p.m. Championship, 8:15 p.m.
		12	13	14	15	16 <i>at Orange Bowl Classic</i> vs. Miami, Noon Sunrise, Fla. (Sunshine)
		19	20 <i>at San Juan Shootout</i> vs. Iona, 2:15 p.m.	21 <i>at San Juan Shootout</i> vs. Kent State/ Northwestern, 2:15/4:15 p.m.	22 <i>at San Juan Shootout</i> vs. SMU/Puerto Rico/ Va. Commonwealth/ Evansville	23
		26	27	28 at Minnesota, 7 p.m. (MSC)	29	30 MURRAY STATE, 1:05 p.m.

Miami's John Salmons

2000-2001 Nebraska Month-by-Month Schedule

January

	1	2 CREIGHTON, 7:05 p.m.	3	4	5	6 at Missouri, 6 p.m.
7	8	9	10	 <p>Kansas' Roy Williams</p>		13 ESPN PLUS TEXAS, 12:45 p.m.
14	15	16	17 ESPN PLUS at Kansas, 8 p.m.			20 ESPN PLUS IOWA STATE, 12:45 p.m.
21	22	23	24 MISSOURI, 7:05 p.m.			27 ESPN PLUS at Oklahoma, 12:45 p.m.
28	29	30 ESPN PLUS at Kansas State, 8 p.m.	31			

February

				1	2	3 COLORADO, 1:05 p.m.
4	5	6 OKLAHOMA STATE, 7:05 p.m.	7	8	9	10 at Baylor, 5 p.m. (FOX SW)
11	12	13	14 KANSAS STATE, 7:05 p.m. (Metro)	15	16	17 ESPN PLUS at Colorado, 3 p.m.
18	19	20	21 at Texas Tech, 7 p.m.	22	23	24
25 SPORTS KANSAS, 3 p.m.	26	27	28 TEXAS A&M, 7:05 p.m.	March 1	March 2	March 3 at Iowa State, 3 p.m.

Thursday-Sunday, March 8-11, Phillips 66 Big 12 Tournament, Kansas City, Mo.

Oral Roberts Golden Eagles

2 p.m. ♦ Saturday, November 18, 2000 ♦ Mabee Center ♦ Tulsa, Okla.

Golden Eagle Schedule/Results

2000-2001 Schedule

Nov. 18	Nebraska
Nov. 21	Southwest Baptist
Nov. 25	at Northwestern State
Nov. 30	Southern Utah
Dec. 2	Youngstown State
Dec. 10	at Tulsa
Dec. 18	Northwestern State
Dec. 21	Texas Tech
Dec. 28	TBA*
Dec. 29	TBA*
Jan. 4	Oakland
Jan. 6	Valparaiso
Jan. 11	at Chicago State
Jan. 13	at Western Illinois
Jan. 18	IUPUI
Jan. 27	UMKC
Feb. 1	at Valparaiso
Feb. 3	at IUPUI
Feb. 8	at Youngstown State
Feb. 10	at Oakland
Feb. 15	Western Illinois
Feb. 17	Chicago State
Feb. 22	at UMKC
Feb. 24	at Southern Utah
March 3-7	at Mid-Con Tournament Fort Wayne, Ind.

*-All-College Tournament, Oklahoma City, Okla.

1999-2000 Results (13-17, 8-8)

Nov. 19	vs. Idaho*	L	70-71
Nov. 20	vs. Appalachian State*	W	78-68
Nov. 22	at Texas-Pan American	W	105-104
Nov. 26	vs. VMI%	L	44-56
Nov. 28	vs. William & Mary%	L	76-82
Dec. 2	Valparaiso	W	61-55
Dec. 4	Central Arkansas	W	93-63
Dec. 6	at Cal State Northridge	L	59-72
Dec. 11	Tulsa	W	60-59
Dec. 20	Cal State Northridge	L	74-76
Dec. 22	at Nebraska	L	65-80
Dec. 29	at Texas Tech	L	70-84
Jan. 6	at Western Illinois	W	72-62
Jan. 8	at Chicago State	L	72-75
Jan. 13	UMKC	W	87-76
Jan. 15	Texas-Pan American	L	62-79
Jan. 20	Oakland	L	78-93
Jan. 22	Youngstown State	W	79-63
Jan. 29	at Southern Utah	L	66-89
Feb. 3	Chicago State	W	73-72
Feb. 5	Western Illinois	W	78-71
Feb. 10	at IUPUI	L	72-74
Feb. 12	at Valparaiso	L	59-60
Feb. 17	Southern Utah	W	86-66
Feb. 20	at UMKC	L	84-88
Feb. 21	IUPUI	L	56-59
Feb. 24	at Youngstown State	W	83-80
Feb. 26	at Oakland	L	84-86
Feb. 5	vs. Youngstown State^	W	67-59
Mar. 6	vs. Valparaiso^	L	56-71

*-America's Youth Classic
%-United Airlines Tip-Off Tournament
^Mid-Continent Tournament, Fort Wayne, Ind.



Scott Sutton
Head Coach



Kyan Brown
Forward

General Information

Location: Tulsa, Okla.
Enrollment: 5,008
Founded: 1963
Nickname: Golden Eagles
Colors: Navy Blue, Vegas Gold and White
Conference: Mid-Continent
Home Arena: Mabee Center (10,575)
President: Richard Roberts
Athletics Director: Mike Carter

Coaching Staff

Head Coach: Scott Sutton
(Oklahoma State, 1994)
Career Record: 13-17 in one year
Sutton vs. NU: 0-1
Basketball Office Phone: (918) 495-7241
Best time to reach Sutton: mornings
Assistant Coaches: Tom Hankins,
Corey Williams, Conley Phipps
Basketball Trainer: Glen Smith

Sports Information

SID Contact: Gary Brown
Office Phone: (918) 495-7181
Home Phone: (918) 492-3811
E-Mail Address: gbrown@oru.edu
SID FAX Number: (918) 495-7142
Press Row Phone: (918) 495-7800
Web Site Address: www.oru.edu
SID Mailing Address: 7777 South Lewis Ave.,
Tulsa, OK 74171

Key Media Contacts

Local Beat Writer
John Hoover, Tulsa World
(918) 581-8384

Radio Network
Play-by-Play Announcer: Dave Garrett
Color: Steve Bontrager
Flagship Station/Address: KHJ (FM 100.3)
915 State Street, Suite 910
Tulsa, OK 74136
Phone: (918) 682-2233

Golden Eagle Outlook

1999-2000 Record: 13-17, 8-8 (fifth)
Final 2000 National Ranking: none
2000 Postseason Play: none
Lettermen Returning/Lost: 5/9
Starters Returning/Lost: 0/5
Series with NU (last meeting): NU leads 1-0
(1999-2000)

Top Returnees

Name	Pos.	Ht.	Wt.	Yr.	Pts.	Reb.
Josh Atkinson	G	6-3	185	So.	5.3	1.6
Kyan Brown	F	6-7	240	Jr.	1.0	0.9
Kyle Stewart	F	6-8	227	Jr.	2.0	0.0

Top Newcomers

Name	Pos.	Ht.	Wt.	Yr.
Markius Barnes	G	6-3	185	So.
Matt Gastel	G	6-1	215	Fr.
Andy Mathunn	G	6-4	195	Fr.
Chris Cameron	G	6-5	180	Jr.
Andrew Meloy	F	6-5	190	Fr.
Ralph Charles	G	6-5	180	Fr.
Charlie Ludwig	C	7-0	255	So.
Kendrick Moore	F	6-8	222	Jr.
Lyndric Washington	C	6-10	215	So.

Key Losses

Name	Pos.	Ht.	Pts.	Reb.
Derrick Taylor	F	6-5	14.0	6.4
Eric Perry	G	5-11	11.2	3.3
Reggie Tate	G	6-4	10.5	4.2




Eastern Illinois Panthers

7:05 p.m. ♦ Tuesday, November 21, 1999 ♦ Bob Devaney Sports Center ♦ Lincoln, Neb.



Rick Samuels
Head Coach



Kyle Hill
Guard

Key Media Contacts

Local Beat Writer
Brian Nielsen, Charleston-Times Courier
(217) 345-7025

Radio Network
Play-by-Play Announcer: Mike Bradd
Color Announcer: Jack Ashmore
Flagship Station/Address: WHQR-FM,
Effingham, IL 62401

Panther Outlook

1999-2000 Record: 17-12, 11-7 (tie, 3rd)
Final 2000 National Ranking: none
2000 Postseason Play: none
Lettermen Returning/Lost: 8/3
Starters Returning/Lost: 3/2
Series with NU (last meeting): Nebraska leads,
4-0 (1999-2000)

Top Returnees

Name	Pos.	Ht.	Wt.	Yr.	Pts.	Reb.
Kyle Hill	G	6-2	180	Sr.	19.1	4.4
Matt Britton	G	6-1	180	Sr.	10.7	4.4
Merve Joseph	F	6-4	197	Sr.	10.3	7.3
Todd Bergmann	F	6-8	207	Jr.	4.3	2.7

Top Newcomers

Name	Pos.	Ht.	Wt.	Yr.
Andrew Gobczynski	F	6-7	180	Fr.
Ryan Kelly	F	6-7	210	Fr.
Jesse Mackinson	F/C	6-9	205	Fr.
John Thorsen	F	6-7	195	Fr.

Key Losses

Name	Pos.	Ht.	Pts.	Reb.
Marc Polite	F	6-5	13.5	3.9
John Smith	C	6-7	7.8	5.7
Michael Forrest	G	6-3	7.3	2.6

General Information

Location: Charleston, Ill.
Enrollment: 11,777
Founded: 1895
Nickname: Panthers
Colors: Blue and Gray
Conference: Ohio Valley Conference
Home Arena: Lantz Gym (5,300)
President: Dr. Carol D. Surlis
Director of Athletics: Dr. Richard McDuffie

Coaching Staff

Head Coach: Rick Samuels
(Chadron State, 1970)
Career Record: 292-282 in 20 years
Record at Eastern Illinois: same
Samuels vs. NU: 0-3
Basketball Office Phone: (217) 581-2511
Best time to reach Samuels: Weekday mornings
Assistant Coaches: Troy Collier, Steve Weemer,
Mike Church
Basketball Trainer: Rob Doyle

Sports Information

SID Contact: Dave Kidwell
Office Phone: (217) 581-6408
Home Phone: (217) 345-4166
E-Mail Address: csdak@eiu.edu
SID FAX Number: (217) 581-6434
Press Row Phone: (217) 581-5135
Web Site Address: www.eiu.edu/~sprtinfo/
SID Mailing Address: Lantz Gym,
Eastern Illinois University,
Charleston, IL 61920



Panther Schedule/Results

2000-2001 Schedule

Nov. 18	at Butler
Nov. 21	at Nebraska
Nov. 27	Western Illinois
Nov. 29	McKendree College
Dec. 2	at Arkansas State
Dec. 5	Evansville
Dec. 7	Carthage College
Dec. 16	at Loyola
Dec. 18	at Miami
Dec. 21	vs. Buffalo*
Dec. 22	vs. Alcorn State/S. Florida*
Jan. 4	at Tennessee State
Jan. 6	at Austin Peay
Jan. 11	Tennessee-Martin
Jan. 13	Murray State
Jan. 16	at Tennessee Tech
Jan. 20	Southeast Missouri
Jan. 25	at Morehead State
Jan. 27	at Eastern Kentucky
Feb. 1	Tennessee State
Feb. 3	Austin Peay
Feb. 8	at Tennessee-Martin
Feb. 10	at Murray State
Feb. 12	Tennessee Tech
Feb. 17	at Southeast Missouri State
Feb. 22	Morehead State
Feb. 24	Eastern Kentucky
Feb. 27	at Ohio Valley Conference Tourney, Nashville, Tenn.

1999-2000 Results (17-12, 11-7)

Nov. 21	at Iowa	L	70-71
Nov. 23	at Nebraska (ot)	L	78-81
Nov. 29	Illinois College	W	94-47
Dec. 2	at Middle Tennessee	W	76-72
Dec. 4	at Tennessee Tech (ot)	L	97-107
Dec. 7	Butler (ot)	W	69-60
Dec. 11	at Western Illinois	W	82-66
Dec. 19	at Indiana State (ot)	L	91-102
Dec. 23	Arkansas State	W	90-70
Dec. 30	at Evansville	L	69-92
Jan. 6	Austin Peay	W	75-73
Jan. 8	Tennessee State	W	81-50
Jan. 13	at Murray State	L	69-83
Jan. 15	at Tennessee-Martin	L	65-74
Jan. 18	Middle Tennessee	W	69-63
Jan. 22	at Southeast Mo. State	L	66-77
Jan. 27	Eastern Kentucky	W	85-57
Jan. 29	Morehead State	W	82-69
Feb. 3	at Austin Peay	L	69-70
Feb. 5	at Tennessee State	W	98-78
Feb. 8	Tennessee Tech	W	73-64
Feb. 10	Murray State	L	67-75
Feb. 12	Tennessee-Martin	W	82-75
Feb. 16	Saint Francis	W	87-57
Feb. 19	Southeast Mo. State	L	71-72
Feb. 24	at Eastern Kentucky	W	90-47
Feb. 26	at Morehead State	W	105-92
Feb. 29	Austin Peay (ot)	W	107-100
Mar. 4	vs. Murray State*	L	70-89

*-Ohio Valley Tournament, Nashville, Tenn.

Winthrop Eagles

2 p.m. ♦ Monday, November 27, 2000 ♦ Bob Devaney Sports Center ♦ Lincoln, Neb.

Eagle Schedule/Results

2000-2001 Schedule

Nov. 10	at North Carolina
Nov. 11	vs. Tulsa/Arizona State
Nov. 18	Belmont Abbey
Nov. 21	Campbell
Nov. 25	William & Mary
Nov. 27	at Nebraska
Dec. 3	Georgia Southern
Dec. 5	Clemson
Dec. 9	Coastal Carolina
Dec. 16	at Marshall
Dec. 22	at UNC Greensboro
Dec. 28	TBA*
Dec. 29	TBA*
Jan. 10	Gardner-Webb
Jan. 13	at High Point
Jan. 17	Elon College
Jan. 20	Liberty
Jan. 22	TexasA&M-Corpus Christi
Jan. 24	at Radford
Jan. 27	UNC Asheville
Feb. 1	at Charleston Southern
Feb. 3	High Point
Feb. 7	Elon College
Feb. 10	at Liberty
Feb. 14	Radford
Feb. 17	Charleston Southern
Feb. 21	at Coastal Carolina
Feb. 24	at UNC Asheville
2/28-3/3	at Big South Conference Tournament, Roanoke, Va.

*-at Texas A&M-Corpus Christi Tournament

1999-2000 Results (21-9, 12-2)

Nov. 20	Lee	W	97-73
Nov. 23	Central Florida	W	78-54
Nov. 27	The Citadel	W	71-51
Dec. 2	at Georgia Southern	W	80-72
Dec. 4	at Dayton	L	49-76
Dec. 7	at Maryland (ot)	L	65-76
Dec. 16	at Campbell	L	58-62
Dec. 18	at Clemson	L	59-64
Dec. 21	UNC Greensboro (ot)	L	88-93
Dec. 29	USC-Aiken	W	87-63
Jan. 4	at Missouri	W	51-46
Jan. 7	Lees-McRae	W	86-54
Jan. 10	William & Mary	W	71-64
Jan. 15	at Radford	L	52-55
Jan. 17	at Liberty	W	73-71
Jan. 22	High Point	W	75-57
Jan. 27	Coastal Carolina	W	83-70
Jan. 29	at UNC-Asheville	L	63-64
Feb. 2	Charleston Southern	W	75-41
Feb. 5	Liberty	W	80-63
Feb. 9	Radford	W	81-78
Feb. 12	at High Point	W	60-55
Feb. 14	at Elon	W	82-68
Feb. 16	Elon (ot)	W	87-82
Feb. 19	at Charleston Southern	W	79-65
Feb. 23	at Coastal Carolina	L	58-73
Feb. 26	UNC-Asheville	W	90-50
Mar. 3	vs. Charleston Southern*	W	90-65
Mar. 4	vs. UNC-Asheville*	W	75-62
Mar. 16	vs. Oklahoma+	L	50-74

*-at Big South Tournament, Roanoke, Va.
+-NCAA Tournament



Gregg Marshall
Head Coach



Greg Lewis
Forward

General Information

Location: Rock Hill, S.C.
Enrollment: 5,800
Founded: 1886
Nickname: Eagles
Colors: Garnet and Gold
Conference: Big South
Home Arena: Winthrop Coliseum (6,100)
President: Dr. Anthony DiGiorgio
Athletic Director: Thomas Hickman

Coaching Staff

Head Coach: Gregg Marshall
(Randolph-Macon, 1985)
Career Record: 42-17 in two years
Record at Winthrop: 42-17 in two years
Marshall vs. NU: first meeting
Basketball Office Phone: (803) 323-2129 ext. 6243
Best time to reach Marshall: Mornings
Assistant Coaches: Jeff Meyer, Shaun Golden, Damon Stephenson
Basketball Trainer: Jeff Lahr

Sports Information

SID Contact: Jack Frost
Office Phone: (803) 323-2129
Home Phone: (803) 366-9401
E-Mail Address: frostj@winthrop.edu
SID FAX Number: (803) 323-2433
Press Row Phone: (803) 323-2156
Web Site Address: www.winthrop.edu/
athletics
SID Mailing Address: 1162 Eden Terrace
Rock Hill, S.C. 29733

Key Media Contacts

Local Beat Writer
Will Parrish, The Herald, (803) 329-4012
Denny Seitz, Charlotte Observer,
(803) 437-8517

Radio Network: WRHI-AM, WRHM-FM
Play-by-Play Announcer: Mike Cranston
Address: 1515 Mockingbird Lane,
Charlotte, N.C. 28209
Phone: (704) 522-8200
Color: Al Kyber

Eagle Outlook

1999-2000 Record: 21-9, 12-2 (2nd)
Final 2000 National Ranking: none
2000 Postseason Play: NCAA Tournament
lost to Oklahoma in first round
Lettermen Returning/Lost: 7/5
Starters Returning/Lost: 3/2
Series with NU (last meeting): first meeting

Top Returnees

Name	Pos.	Ht.	Wt.	Yr.	Pts.	Reb.
Greg Lewis	F	6-6	215	Sr.	15.7	6.7
Roger Toxey	G	6-3	180	Sr.	8.9	3.2
Eyo Effiong	C	6-9	235	Jr.	8.2	6.2
Derrick Knox	F	6-3	185	Jr.	4.9	3.4

Top Newcomers

Name	Pos.	Ht.	Wt.	Yr.
Alasanne Bakoyoko	C	6-8	235	Fr.
Josh Grant	F	6-8	215	Fr.
Tywan Harris	G	5-11	165	Jr.
Tommy Johnson	C	6-10	200	Fr.
Bryant Latimer	G	5-11	155	Fr.
Anthony Moore	F	6-6	185	Fr.
Marcus Stewart	F	6-6	225	So.
Tyrone Walker	F	6-6	205	Fr.

Key Losses

Name	Pos.	Ht.	Pts.	Reb.
Tyson Waterman	G	5-11	12.6	2.8
Juontonio Pinckney	F	6-6	5.0	4.9
Robbie Waldrop	G	6-4	10.4	1.6
Adrian Stockman	G	6-1	3.6	1.5



Pittsburgh Panthers

6:30 p.m. ♦ Saturday, December 2, 2000 ♦ Fitzgerald Field House ♦ Pittsburgh, Pa.



Ben Howland
Head Coach



Ricardo Greer
Guard/Forward

General Information

Location: Pittsburgh, Pa.
Enrollment: 32,293
Founded: 1787
Nickname: Panthers
Colors: Blue and Gold
Conference: Big East
Home Arena: Fitzgerald Field House (6,789), Mellon Arena (17,159)
Chancellor: Mark A. Nordenberg
Athletic Director: Steve Pederson

Coaching Staff

Head Coach: Ben Howland (Weber State, 1980)
Career Record: 92-74 in six years
Record at Pittsburgh: 13-15 in one year
Howland vs. NU: 0-1
Basketball Office Phone: (412) 648-8350
Best time to reach Howland: contact SID
Assistant Coaches: Jamie Dixon, Lennie Parham, Patrick Sandle
Basketball Trainer: Tony Salesi

Sports Information

SID Contact: Mike Cawood
Office Phone: (412) 648-8244
Home Phone: (412) 323-2667
E-Mail Address: mcawood@pitt.edu
SID FAX Number: (412) 648-8248
Press Row Phone: (412) 648-2318
Web Site Address:
www.pittsburghpanthers.com
SID Mailing Address: PO Box 7436,
Pittsburgh, PA 15213

Key Media Contacts

Local Beat Writer
Joe Bendel, Pittsburgh Tribune-Review
(412) 320-7811 and
Gerry Dulac, Pittsburgh Post-Gazette
(412) 263-1466

Radio Network
Play-by-Play Announcer: Bill Hillgrove
Color: Dick Groat
Flagship Station/Address: WRRK (96.9 FM)
650 Smithfeild Street, Suite 2200
Pittsburgh, PA 15222
Phone: (412) 316-3342

Panther Outlook

1999-2000 Record: 13-15, 5-11 (11th)
Final 2000 National Ranking: None
2000 Postseason Play: None
Lettermen Returning/Lost: 6/3
Starters Returning/Lost: 4/1
Series with NU (last meeting): Pittsburgh leads,
2-1 (1999-2000)

Top Returnees

Name	Pos.	Ht.	Wt.	Yr.	Pts.	Reb.
Ricardo Greer	G/F	6-5	220	Sr.	18.1	9.8
Chris Seabrooks	C	6-9	230	Jr.	10.7	6.9
Brandin Knight	G	6-0	175	So.	8.5	3.8
Donatas Zavackas	F	6-8	225	So.	7.5	4.4

Top Newcomers

Name	Pos.	Ht.	Wt.	Yr.
Jaron Brown	G	6-4	225	Fr.
Yuri Demetris	G	6-4	200	Fr.
Chad Johnson	G/F	6-5	215	Jr.
Mark McCarroll	F	6-10	210	Fr.
Toree Morris	C	6-10	280	Fr.
Julius Page	G	6-3	180	Fr.
Zelimir Stevanovic	G/F	6-7	210	Jr.
Chevy Troutman	F	6-7	230	Fr.

Key Losses

Name	Pos.	Ht.	Pts.	Reb.
Jarrett Lockhart	G	6-3	12.7	8.9
Jeremy Holmes	G	6-0	5.5	2.3
John Finneman	G	6-6	2.8	0.7

Panther Schedule/Results

2000-2001 Schedule

Nov. 17	North Carolina A&T
Nov. 20	Morris Brown
Nov. 25	Marist
Nov. 29	at St. Francis
Dec. 2	Nebraska
Dec. 6	at Penn State
Dec. 9	St. Francis
Dec. 17	at Virginia Commonwealth
Dec. 21	vs. Duquesne
Dec. 28	Robert Morris
Dec. 30	New Orleans
Jan. 3	Miami
Jan. 7	Syracuse
Jan. 10	at Connecticut
Jan. 13	Seton Hall
Jan. 16	at Notre Dame
Jan. 20	at Georgetown
Jan. 23	at Providence
Jan. 31	West Virginia
Feb. 3	Notre Dame
Feb. 5	Georgetown
Feb. 8	at West Virginia
Feb. 11	at Rutgers
Feb. 15	at Seton Hall
Feb. 24	Rutgers
Feb. 27	at Syracuse
Mar. 7-10	at Big East Tournament New York, N.Y.

1999-2000 Results (13-15, 5-11)

Nov. 19	Wright State	W	69-52
Nov. 24	St. Francis	W	84-56
Nov. 27	IUPUI	W	68-49
Dec. 1	Norfolk State	W	102-78
Dec. 4	Tennessee	L	50-76
Dec. 8	Robert Morris	W	92-59
Dec. 11	at Nebraska	L	57-69
Dec. 18	Appalachian State	W	67-64
Dec. 20	Duquesne	W	74-56
Dec. 23	Virginia Commonwealth	L	60-64
Dec. 29	at New Orleans	W	65-62
Jan. 3	at St. John's	L	58-82
Jan. 8	Connecticut	L	51-73
Jan. 16	Seton Hall	L	68-80
Jan. 19	Syracuse	L	72-82
Jan. 22	at Notre Dame	L	66-81
Jan. 27	Villanova	W	79-70
Feb. 1	at Miami	L	60-64
Feb. 6	Notre Dame	W	72-66
Feb. 10	at West Virginia	L	58-62
Feb. 13	Georgetown	L	50-62
Feb. 16	at Syracuse	L	62-83
Feb. 20	at Georgetown	L	50-62
Feb. 23	at Boston College	W	70-60
Feb. 26	Rutgers	W	67-62
Feb. 29	Miami	L	66-74
Mar. 5	at Providence	W	57-53
Mar. 8	vs. Villanova*	L	55-65

*-Big East Tournament, New York, N.Y.



14th Annual Husker Team Classic

Friday-Saturday ♦ December 8-9, 2000 ♦ Bob Devaney Sports Center ♦ Lincoln, Neb.

2000 Tournament Pairings

Friday: 6:30 p.m. -- Nebraska vs. UMKC
8:30 p.m. -- Alaska-Fairbanks vs. Pacific
Saturday: 6 p.m. -- Consolation
8:15 p.m. -- Championship

Previous Tournament Results

1987

First Round (8,803) Finals (10,526)
Nebraska 71, Lehigh 66 3rd-Lehigh 72, Ball State 64
Ohio State 64, Ball State 42 1st-Ohio State 72, Nebraska 63
All-Tournament Team: Jay Burson, Ohio State, MVP; Jerry Francis, Ohio State; Derrick Vick, Nebraska; Daren Queenan, Lehigh; Derrick Wesley, Ball State

1988

First Round (9,233) Finals (10,159)
Nebraska 90, North Texas 84 3rd-North Texas 82, Army 79 (OT)
San Jose State 84, Army 74 1st-NU 90, San Jose St. 76
All-Tournament Team: Pete Manning, Nebraska, MVP; Clifford Scales, Nebraska; Steve Haney, San Jose State; Steve Rotherth, Army; Ronnie Morgan, North Texas

1989

First Round (7,705) Finals (9,427)
Nebraska 117, Harvard 79 3rd-Air Force 73, Harvard 71
Pepperdine 82, Air Force 75 1st-NU 104, Pepperdine 100
All-Tournament Team: Rich King, Nebraska, MVP; Clifford Scales, Nebraska; Tom Lewis, Pepperdine; Shann Ferch, Pepperdine; Raymond Dudley, Air Force

1990

First Round (10,524) Finals (11,982)
NU 113, Tenn. Tech 92 3rd-Ala. State 92, Tenn. Tech 83
Bowling Green 94, Ala. St. 80 1st-NU 99, Bowling Green 85
All-Tournament Team: Carl Hayes, Nebraska, MVP; Rich King, Nebraska; Van Usher, Tennessee Tech; Clinton Venable, Bowling Green; Steve Rogers, Alabama State

1991

First Round (11,253) Finals (11,339)
Nebraska 91, Texas A&M 68 3rd-Texas A&M 69, Del. State 67
E. Wash. 102, Del. State 68 1st-NU 102, Eastern Wash. 67
All-Tournament Team: Dapreis Owens, Nebraska, MVP; Chris Cresswell, Nebraska; Eric Piatkowski, Nebraska; Miguel Johnson, Eastern Washington; David Edwards, Texas A&M; Tyrone Boger, Delaware State

1992

First Round (11,873) Finals (12,023)
Nebraska 108, Colgate 76 3rd-Colgate 76, Idaho State 68
Kent 81, Idaho State 73 1st-Nebraska 85, Kent 61
All-Tournament Team: Eric Piatkowski, Nebraska, MVP; Derrick Chandler, Nebraska; Rod Koch, Kent; Greg Holman, Kent; Darren Brown, Colgate; Jim Potter, Idaho State

1993

First Round (11,202) Finals (11,022)
Nebraska 94, Ohio 68 3rd-Ohio 68, Navy 50
Portland 94, Navy 93 1st-Nebraska 111, Portland 85
All-Tournament Team: Eric Piatkowski (MVP), Nebraska; Erick Strickland, Nebraska; Bruce Chubick, Nebraska; T.J. Hall, Navy; Gary Trent, Ohio; Matt Houle, Portland

1994

First Round (10,061) Finals (10,075)
NU 96, Morehead St. 55 3rd-Morehead St. 86, So. Miss 77
Idaho State 79, So. Miss. 76 1st-Nebraska 98, Idaho St. 72
All-Tournament Team: Erick Strickland (MVP), Nebraska; Jaron Boone, Nebraska; Tom Wald, Nebraska; Shabaka Lands, Idaho State; Glen Whisby, Southern Miss; Tyrone Boardley, Morehead State

1995

First Round (8,978) Finals (9,033)
NU 82, Ga. Southern 59 3rd-Pepperdine 69, Ga. Southern 59
Grambling St. 69, Pepperdine 62 1st-NU 96, Grambling State 80
All-Tournament Team: Jaron Boone (MVP), Nebraska; Erick Strickland, Nebraska; Duane Goebel, Georgia Southern; Will Weir, Pepperdine; Claude Coleman, Grambling State; James Hannah, Grambling State

1996

First Round (7,875) Finals (8,323)
NU 88, Coppin State 72 3rd-Coppin State 69, Colgate 59
Bowling Green 87, Colgate 75 1st-NU 73, Bowling Green 68
All-Tournament Team: Tyronn Lue (MVP), Nebraska; Mikki Moore, Nebraska; Cookie Belcher, Nebraska; Antonio Daniels, Bowling Green; Terquin Mott, Coppin State; Adonal Foyle, Colgate

1997

First Round (7,665) Finals (7,405)
NU 85, UNC Wilmington 68 3rd-UNC Wilmington 65, Cornell 49
Grambling State 53, Cornell 49 1st-NU 85, Grambling State 48
All-Tournament Team: Tyronn Lue (MVP), Nebraska; Venson Hamilton, Nebraska; Cookie Belcher, Nebraska; Kenny Haynes, Grambling State; Mark Byington, UNC Wilmington; Derek Kruse, Cornell

1998

First Round (5,776) Finals (6,259)
NU 63, SW Texas State 54 3rd-Davidson 68, SW Texas State 64
Colgate 67, Davidson 64 1st-Nebraska 60, Colgate 48
All-Tournament Team: Venson Hamilton (MVP), Nebraska; Cookie Belcher, Nebraska; Cary Cochran, Nebraska; Pat Campolietta, Colgate; Jeff Foster, Southwest Texas State; Davor Halbauer, Davidson

1999

First Round (5,826) Finals (6,259)
Western Carolina 74, NU 72 3rd-Nebraska 63, Monmouth 47
Columbia 61, Monmouth 45 1st-Western Carolina 83, Columbia 81
All-Tournament Team: Jarvis Hayes, Western Carolina, MVP; Casey Rogers, Western Carolina; Craig Austin, Columbia; Treg Duerksen, Columbia; Steffon Bradford, Nebraska; Quinn Hayes, Monmouth.

Husker Team Classic Records

Individual, Game

Points--39, Raymond Dudley, Air Force, vs. Harvard, 1989
Field Goals--13, Daren Queenan, Lehigh, vs. Ball State, 1987; Steve Rogers, Alabama State, vs. Tennessee Tech, 1990
FG Attempts--30, Raymond Dudley, Air Force, vs. Harvard, 1989
3-Point Goals--7, Chris Cresswell, Nebraska, vs. Texas A&M, 1991
3-Point Attempts--14, Roy Williams, Delaware State, vs. Eastern Washington, 1991
Free Throws--15, Steve Rothert, Army, vs. San Jose State, 1988
FT Attempts--16, Steve Rothert, Army, vs. San Jose State, 1988; Dapreis Owens, Nebraska, vs. Eastern Washington, 1991
Rebounds--19, Ronnie Morgan, North Texas, vs. Nebraska, 1988; Gary Trent, Ohio, vs. Navy, 1993
Assists--14, Jeff Bowling, Air Force, vs. Pepperdine, 1989
Blocks--7, Derrick Chandler, Nebraska, vs. Eastern Washington, 1991
Steals--7, Van Usher, Tennessee Tech, vs. Nebraska, 1990; Venson Hamilton, Nebraska vs. Colgate, 1998

Individual, Tournament

Points--70, Raymond Dudley, Air Force, 1989
Field Goals--23, Daren Queenan, Lehigh, 1987; Steve Rogers, Alabama State, 1990
FG Attempts--58, Raymond Dudley, Air Force, 1989
3-Point Goals--11, Raymond Dudley, Air Force, 1989
3-Point Attempts--24, Raymond Dudley, Air Force, 1989
Free Throws--23, Tyrone Boger, Delaware State, 1991
FT Attempts--28, Tyrone Boger, Delaware State, 1991
Rebounds--32, Gary Trent, Ohio, 1993
Assists--23, Jeff Bowling, Air Force, 1989
Blocks--10, Derrick Chandler, Nebraska, 1991
Steals--12, Van Usher, Tennessee Tech, 1990

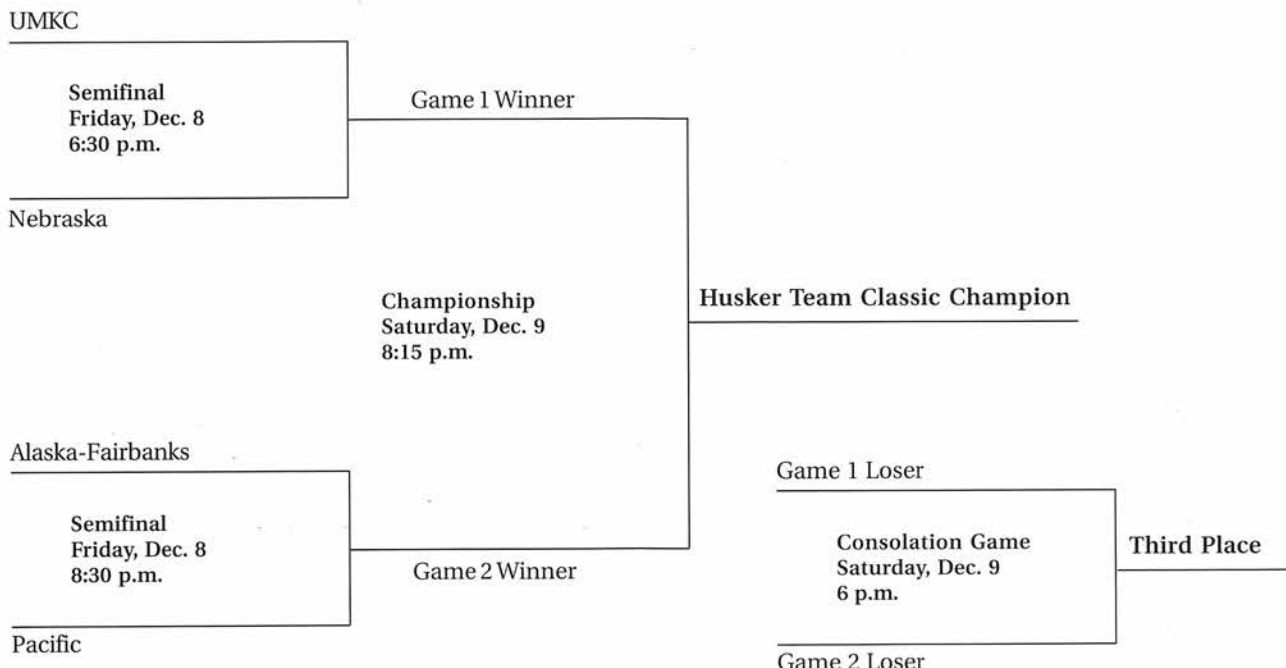
Husker Team Classic Top Performers

Jay Burson, Ohio State--1987 Ameritas MVP, 28 points in championship game victory over Nebraska
 Clifford Scales, Nebraska--Two-time Ameritas Classic All-Tourney Team
 Rich King, Nebraska--Two-time Ameritas Classic All-Tourney Team
 Eric Piatkowski, Nebraska--Three-time Ameritas Classic All-Tournament Team, Two-time MVP (1992, 1993)
 Erick Strickland, Nebraska--Three-time Ameritas Classic All-Tournament Team, 1994 MVP
 Jaron Boone, Nebraska--Two-time Ameritas All-Tourney Team, 1995 MVP
 Antonio Daniels, Bowling Green--Averaged 22.5 points and eight assists in two 1996 Ameritas Classic games
 Adonal Foyle, Colgate--Averaged 27 points and 18 rebounds in two 1996 Ameritas Classic games
 Tyronn Lue, Nebraska--Two-time Ameritas Classic MVP (1996, 1997), Averaged 21 points per game in four Ameritas wins in '96 and '97
 Cookie Belcher, Nebraska--Three-time Ameritas Classic All-Tournament team ('96, '97, '98)

Team, Game

Points--117, Nebraska vs. Harvard, 1989
Field Goals--45, Nebraska vs. Tennessee Tech, 1990
FG Attempts--88, Nebraska vs. Tennessee Tech, 1990
FG Percentage--.723, Nebraska vs. UNC Wilmington, 1997
3-Point Goals--11, Pepperdine vs. Nebraska, 1989
3-Point Attempts--31, Delaware State vs. Eastern Washington, 1991
3-Point Percentage--.600, Nebraska vs. Texas A&M, 1991
Free Throws--38, Nebraska vs. Pepperdine, 1989
FT Attempts--48, Nebraska vs. Pepperdine, 1989
Free Throw Percentage--.900, Ball State vs. Lehigh, 1987 (9-10)
Rebounds--68, Nebraska vs. Tennessee Tech, 1990
Assists--35, Nebraska vs. Bowling Green, 1990
Blocks--10, Nebraska vs. North Texas, 1988
Steals--17, Nebraska vs. Tennessee Tech, 1990

14th Annual Husker Team Classic



UMKC Kangaroos

6:30 p.m. ♦ Friday, December 8, 2000 ♦ Bob Devaney Sports Center ♦ Lincoln, Neb. ♦ Husker Team Classic

Kangaroo Schedule/Results 2000-2001 Schedule

Nov. 17	at Morris Brown
Nov. 21	vs. Oklahoma State
Nov. 24-26	(Auburn/Cleveland State/ Creighton/Providence/Robert Morris/SEMO/Toledo)*
Nov. 29	Delaware State
Dec. 2	Southern Utah
Dec. 8	at Nebraska#
Dec. 9	vs. Pacific/Alaska-Fairbanks#
Dec. 13	at Colorado
Dec. 16	Texas-Arlington
Dec. 20	at Southwest Missouri State
Dec. 30	at Arkansas-Little Rock
Jan. 4	at Youngstown State
Jan. 6	Oakland
Jan. 11	at Western Illinois
Jan. 13	at Chicago State
Jan. 20	Valparaiso
Jan. 25	at Southern Utah
Jan. 27	at Oral Roberts
Feb. 1	at IUPUI
Feb. 3	at Valparaiso
Feb. 8	Western Illinois
Feb. 12	Morris Brown
Feb. 15	Chicago State
Feb. 17	Youngstown State
Feb. 22	Oral Roberts
Feb. 24	at Oakland
Feb. 27	IUPUI
March 4-6	at Mid-Continent Tournament Fort Wayne, Ind.

*-Mountain Energy Thanksgiving Tournament, Kansas City, Mo.

#-Husker Team Classic, Lincoln, Neb.

1999-2000 Results (16-13, 10-6)

Nov. 21	William Penn	W	84-29
Nov. 23	at Northern Iowa	L	65-70
Nov. 27	Wisconsin-Milwaukee	L	68-70
Nov. 30	at Texas-Arlington	L	60-64
Dec. 4	Arkansas-Little Rock	W	86-60
Dec. 8	at Delaware State	W	53-50
Dec. 11	at Md-Eastern Shore	L	74-76
Dec. 16	Bellevue	W	101-58
Dec. 19	at Saint Louis	L	64-66
Dec. 22	Southwest Missouri St.	W	70-65
Dec. 28	at Tulsa	L	60-81
Jan. 3	Valparaiso	W	63-49
Jan. 6	at Chicago State	W	65-60
Jan. 8	at Western Illinois	W	66-58
Jan. 11	Southern Utah	W	79-70
Jan. 13	at Oral Roberts	L	76-87
Jan. 20	Youngstown State (ot)	L	61-66
Jan. 22	Oakland	L	62-64
Jan. 27	at Southern Utah	L	77-96
Feb. 3	Western Illinois	W	75-71
Feb. 5	Chicago State	W	92-53
Feb. 10	at Valparaiso	L	76-92
Feb. 12	at IUPUI (ot)	W	70-68
Feb. 19	Oral Roberts (ot)	W	88-84
Feb. 24	at Oakland (2ot)	L	108-111
Feb. 26	at Youngstown State	W	83-81
Feb. 29	IUPUI	W	84-73
Mar. 5	vs. Chicago State*	W	62-61
Mar. 6	vs. Southern Utah*	L	54-72

*-Mid-Continent Tournament, Fort Wayne, Ind.



Dean Demopoulos
Head Coach



Michael Jackson
Forward

General Information

Location: Kansas City, Mo.
Enrollment: 13,000
Founded: 1933
Nickname: Kangaroos
Colors: Blue and Gold
Conference: Mid-Continent
Home Arena: Municipal Auditorium (9,827)
Chancellor: Martha Gilliland
Director of Athletics: Robert Thomas

Coaching Staff

Head Coach: Dean Demopoulos
 (West Chester, 1977)
Career Record: first year
Record at UMKC: first year
Demopoulos vs. NU: first meeting
Basketball Office Phone: (816) 235-1036
Best time to reach Demopoulos: Contact SID
Assistant Coaches: Rich Zvosec, Jason Ivey,
 Jay Byland
Basketball Trainer: Lance Mullen

Sports Information

SID Contact: Geoff Hill
Office Phone: (816) 235-5475
Home Phone: (816) 524-2713
E-Mail Address: hillge@umkc.edu
SID FAX Number: (816) 235-5475
Press Row Phone: (816) 513-5217
Web Site Address: www.umkckangaroos.com
SID Mailing Address: 207 Swinney Recreation
 Center, 5100 Rockhill Road
 Kansas City, MO 64110-2499

Key Media Contacts

Local Beat Writer
 David Boyce, The Kansas City Star
 (816) 234-4355

Radio Network
Play-by-Play Announcer: Duke Frye
Color Announcer: Doug Elstun (home)
 Geoff Hill (away)
Flagship Station/Address: WHB 810 AM
 201 SRC, 5100 Rockhill Road
 Kansas City, MO 64110

Kangaroo Outlook

1999-2000 Record: 16-13, 10-6 Mid-Con (t2nd)
Final 2000 National Ranking: none
2000 Postseason Play: none
Lettermen Returning/Lost: 11/1
Starters Returning/Lost: 5/0
Series with NU (last meeting): NU leads, 10-0
 (NU 81-65, 1998)

Top Returnees


Name	Pos.	Ht.	Wt.	Yr.	Pts.	Reb.
Michael Jackson	F	6-7	215	Jr.	19.8	5.7
Matt Suther	G	6-4	195	Jr.	8.7	3.7
Terrance Chatman	G	5-11	188	Sr.	8.2	3.4
Marc Stricker	G	6-4	190	Jr.	6.4	2.9
Myron Brown	F	6-7	220	Sr.	5.8	4.7

Top Newcomers

Name	Pos.	Ht.	Wt.	Yr.
Michael Watson	G	6-0	175	Fr.
Cortland Carney	G	6-3	190	So.
Javin Tindall	G	5-11	165	Fr.


Key Losses

Name	Pos.	Ht.	Pts.	Reb.
Chris Williams	F	6-9	1.6	1.0



Alaska-Fairbanks Nanooks

6/8:15 p.m. ♦ Saturday, December 9, 2000 ♦ Bob Devaney Sports Center ♦ Lincoln, Neb.



Al Sokaitis
Head Coach



Bogdan
Popescu
Forward

General Information

Location: Fairbanks, Alaska
Enrollment: 4,967
Founded: 1917
Nickname: Nanooks
Colors: Blue and Gold
Conference: Pacific West (Division II)
Home Arena: Patty Center (2,000)
President: Mark Hamilton
Athletic Director: Randy Pitney

Coaching Staff

Head Coach: Al Sokaitis
(North Adams College, 1976)
Career Record: 194-147 in 14 years
Record at UAF: 51-56 in four years
Sokaitis vs. NU: first meeting
Basketball Office Phone: (907) 474-6636
Best time to reach Sokaitis: Contact SID
Assistant Coaches: Frank Ostanik, John Hill
Basketball Trainer: Mike Curtin

Sports Information

SID Contact: Jeremiah Bartz
Office Phone: (907) 474-2435
Home Phone: (907) 451-1957
E-Mail Address: fsjib4@uaf.edu
SID FAX Number: (907) 474-2449
Press Row Phone: (907) 451-6679
Web Site Address:
<http://zorba.uafadm.alaska.edu/athletic/>
SID Mailing Address: 211 Patty Center, P.O.
Box 757440, Fairbanks, AK 99775-7440

Key Media Contacts

Local Beat Writer
Bob Eley, Fairbanks Daily News-Miner
(907) 459-7581

Radio Network

Play-by-Play Announcer: Bruce Cech
Color: Lowell Purcell
Flagship Station/Address: KIAK AM 970
PO Box 73410
Fairbanks, AK 99708
Phone: (907) 457-1921

Nanook Outlook

1999-2000 Record: 14-13, 8-4
(2nd in Pacific Division)
Final 2000 National Ranking: none
2000 Postseason Play: none
Lettermen Returning/Lost: 4/6
Starters Returning/Lost: 1/4
Series with NU: first meeting

Top Returnees

Name	Pos.	Ht.	Wt.	Yr.	Pts.	Reb.
Bogdan Popescu	F	6-7	210	Sr.	19.3	11.2
Doug Lamb	G	6-1	170	So.	3.4	1.7
Macky Sele	G	6-2	175	So.	3.5	1.0

Top Newcomers

Name	Pos.	Ht.	Wt.	Yr.
Nate Endicott	F/C	6-8	205	So.
Ryan Foppe	G/F	6-2	180	Jr.
Zach Raidmae	G	6-3	180	Fr.
Tommy Servine	G	6-3	180	Fr.
Mike VanWoudenberg	G/F	6-4	185	Jr.
Armon Whitaker	G	5-11	175	Jr.

Key Losses

Name	Pos.	Ht.	Pts.	Reb.
Sanjey Noriega	G	6-4	15.2	2.9
Matt Carle	G	6-2	12.2	3.9
Devin Dawkins	G	5-6	6.7	2.4
Tim Church	F	6-3	6.7	3.8

Nanook Schedule/Results

2000-2001 Schedule


Nov. 16	Colorado*
Nov. 18	Jackson State/Austin Peay*
Nov. 19	Utah State/Davidson/Santa Clara/South Florida*
Nov. 22	at Bradley
Nov. 28	at Villanova
Nov. 30	at Maine
Dec. 8	vs. Pacific#
Dec. 9	vs. Nebraska/UMKC#
Dec. 28	Western State%
Dec. 30	Northern Michigan%
Jan. 4	at Central Washington
Jan. 6	at St. Martin's
Jan. 12	Chaminade
Jan. 13	Chaminade
Jan. 15	Hawaii-Hilo
Jan. 19	at Montana State-Billings
Jan. 20	at Montana State-Billings
Jan. 22	at Western New Mexico
Feb. 1	Northwest Nazarene
Feb. 3	Seattle
Feb. 9	at BYU-Hawaii
Feb. 10	at BYU-Hawaii
Feb. 12	at Hawaii Pacific
Feb. 16	Western New Mexico
Feb. 17	Western New Mexico
Feb. 24	at Alaska-Anchorage
Mar. 2	Alaska-Anchorage

*-Top of the World Classic, Fairbanks, Alaska
#-Husker Team Classic, Lincoln, Neb.
%-Alaska-Fairbanks Tournament

1999-2000 Results (14-13, 8-4)

Nov. 12	Warner Pacific	W	84-55
Nov. 13	Warner Pacific	W	68-63
Nov. 18	Houston*	L	59-81
Nov. 20	Texas Christian*	L	75-101
Nov. 21	Montana State*	L	61-77
Nov. 30	at St. Edward's	L	86-89
Nov. 31	at Baylor	L	48-82
Dec. 2	at St. Mary's	L	66-79
Dec. 6	at Wichita State	L	62-71
Dec. 17	Dominican	W	93-48
Dec. 18	Dominican	W	72-44
Dec. 29	at Montana State	L	72-108
Dec. 30	vs. Idaho#	L	68-93
Jan. 3	at Chico State	W	95-92
Jan. 6	at Western New Mexico	W	84-67
Jan. 8	at Montana St.-Billings	L	82-111
Jan. 13	at Hawaii-Hilo	L	60-69
Jan. 15	at Chaminade	L	69-88
Jan. 20	Central Washington	W	85-76
Jan. 22	Western Washington	W	90-87
Jan. 29	at Simon Fraser	W	82-62
Feb. 10	at Alaska-Anchorage	W	85-81
Feb. 12	Alaska-Anchorage	W	78-68
Feb. 17	Western New Mexico	W	87-46
Feb. 19	Montana State-Billings	W	99-59
Feb. 24	Hawaii Pacific	W	75-55
Feb. 26	BYU-Hawaii	L	76-79

*-Top of the World Classic, Anchorage, Alaska
#-Montana State Holiday Tournament



Pacific Tigers

6/8:15 p.m. ♦ Saturday, December 9, 2000 ♦ Bob Devaney Sports Center ♦ Lincoln, Neb. ♦ Husker Team Classic

Tiger Schedule/Results

2000-2001 Schedule

Nov. 18	Chico State
Nov. 22	Santa Clara
Nov. 25	at Pepperdine
Nov. 27	Montana
Nov. 30	at Fresno State
Dec. 8	vs. Alaska-Fairbanks*
Dec. 9	vs. Nebraska/UMKC*
Dec. 13	Texas-Pan American
Dec. 16	at San Jose State
Dec. 23	San Francisco
Dec. 30	UC Davis
Jan. 4	Cal State Fullerton
Jan. 6	UC Irvine
Jan. 11	at Boise State
Jan. 13	at Utah State
Jan. 18	Cal Poly
Jan. 22	at Idaho
Jan. 25	Utah State
Jan. 27	Long Beach State
Jan. 31	at Cal Poly
Feb. 3	UC Santa Barbara
Feb. 15	at UC Irvine
Feb. 17	at Cal State Fullerton
Feb. 22	Boise State
Feb. 24	at UC Santa Barbara
March 1	Idaho
March 4	at Long Beach State
March 8-10	at Big West Conference Tournament, Anaheim, Calif.

*-Husker Team Classic, Lincoln, Neb.

1999-2000 Results (11-18, 6-10)

Nov. 20	at Santa Clara	L	65-73
Nov. 23	Loyola Marymount	W	78-46
Nov. 27	at California	L	72-76
Nov. 29	Portland State	L	65-69
Dec. 4	vs. Tennessee State*	W	74-70
Dec. 5	at Hawaii*	L	42-72
Dec. 8	Cal State Stanislaus	W	67-63
Dec. 18	Fresno State (ot)	L	63-69
Dec. 22	at Texas-Pan American	L	56-68
Dec. 30	Pepperdine	W	64-58
Jan. 4	at Nebraska	L	68-92
Jan. 8	San Diego State	W	74-63
Jan. 13	at Boise State	W	53-52
Jan. 15	at Idaho	L	62-68
Jan. 20	North Texas	W	77-65
Jan. 22	New Mexico State	L	47-48
Jan. 27	UC Santa Barbara	L	54-69
Jan. 29	Cal Poly	W	87-66
Feb. 3	at Cal State Fullerton	W	59-54
Feb. 5	at UC Irvine	L	53-59
Feb. 10	at Long Beach State	L	63-78
Feb. 12	Nevada	W	62-52
Feb. 17	Long Beach State	L	66-76
Feb. 19	at Utah State	L	55-64
Feb. 24	UC Irvine	L	55-62
Feb. 26	Cal State Fullerton	W	68-53
Mar. 2	at Cal Poly	L	66-75
Mar. 4	at UC Santa Barbara	L	53-58
Mar. 9	vs. Utah State#	L	41-64

*-Hawaii Invitational, Honolulu, Hawaii
#-Big West Conference Tournament, Reno, Nevada



Bob Thomason
Head Coach



Peter Heizer
Guard

General Information

Location: Stockton, Calif.
Enrollment: 6,000
Founded: 1851
Nickname: Tigers
Colors: Orange and Black
Conference: Big West
Home Arena: Alex G. Spanos Center (6,150)
President: Dr. Donald DeRosa
Director of Athletics: Lynn King

Coaching Staff

Head Coach: Bob Thomason (Pacific, 1971)
Career Record: 312-238 in 20 years
Record at Pacific: 185-162 in 13 years
Thomason vs. NU: 0-1
Basketball Office Phone: (209) 946-2341
Best time to reach Thomason: mornings
Assistant Coaches: Ron Verlin, Alan Major,
 Adam Jacobsen
Basketball Trainer: Chris Pond

Sports Information

SID Contact: Mike Millerick
Office Phone: (209) 946-2479
Home Phone: (209) 369-6877
E-Mail Address: mmillerick@uop.edu
SID FAX Number: (209) 946-2757
Press Row Phone: (209) 946-2865
Web Site Address: www.pacifictigers.com
SID Mailing Address: 3601 Pacific Avenue,
 Stockton, CA, 95211

Key Media Contacts

Local Beat Writer
 Bob Highfill, The Record, (209) 546-8299

Radio Network
Flagship Station: KJAX, 1280 AM
Play-by-Play Announcer: Dave Rosselli
Phone: (209) 946-3062
Address: 3601 Pacific Avenue,
 Stockton, CA 95211
Color: Todd Bannister

Tiger Outlook

1999-2000 Record: 11-18, 6-10
 (4th, Western Division)
Final 2000 National Ranking: none
2000 Postseason Play: none
Lettermen Returning/Lost: 10/3
Starters Returning/Lost: 4/1
Series with NU (last meeting): NU leads, 3-0
 (1999-2000)

Top Returnees

Name	Pos.	Ht.	Wt.	Yr.	Pts.	Reb.
Mike Preston	C	6-9	235	Jr.	9.1	5.1
Peter Heizer	G	6-4	185	Sr.	8.6	3.6
Mike Hahn	F	6-7	225	Jr.	8.0	5.4
Tim Johnson	C	6-10	265	So.	4.5	5.4

Top Newcomers

Name	Pos.	Ht.	Wt.	Yr.
David Bunts	G	6-1	165	Jr.
Maurice McLemore	G	6-2	195	Jr.
Jono Metzger-Jones	G	6-1	180	Jr.

Key Losses

Name	Pos.	Ht.	Pts.	Reb.
Clay McKnight	G	6-2	11.8	2.2
Barry Marvel	F	6-7	6.0	3.7
Bill Walton	F	6-6	5.2	2.6
Ray Harris, Jr.	G	6-2	2.0	0.9



Miami Hurricanes

TBA ♦ Saturday, December 16, 2000 ♦ National Car Rental Center ♦ Sunrise, Fla. ♦ Orange Bowl Classic

Hurricane Schedule/Results

2000-2001 Schedule

Nov. 18	at Florida Atlantic
Nov. 21	Columbia
Nov. 25	Northeastern
Nov. 28	at UNC Charlotte
Dec. 4	at North Carolina
Dec. 9	Central Florida
Dec. 16	vs. Nebraska*
Dec. 18	Eastern Illinois
Dec. 21	Memphis
Dec. 27	Lehigh
Dec. 29	Tennessee-Martin
Jan. 3	at Pittsburgh
Jan. 7	Boston College
Jan. 10	at Virginia Tech
Jan. 13	at Boston College
Jan. 16	at Providence
Jan. 20	UConn
Jan. 22	at St. John's
Jan. 28	Providence
Feb. 1	Seton Hall
Feb. 6	Virginia Tech
Feb. 10	St. John's
Feb. 13	at Syracuse
Feb. 17	at Villanova
Feb. 24	at UConn
Feb. 28	West Virginia
Mar. 3	Villanova
Mar. 7-10	at AT&T Big East Tourney, New York, N.Y.

*-at Orange Bowl Classic, Ft. Lauderdale, Fla.

1999-2000 Results (23-11, 13-3)

Nov. 19	at Central Florida	W	81-54
Nov. 23	Monmouth	W	67-46
Nov. 30	Bethune-Cookman	W	102-75
Dec. 4	atMemphis	L	72-82
Dec. 7	UNC Charlotte	L	65-75
Dec. 11	Hartford	W	97-61
Dec. 18	vs. North Carolina*	L	68-78
Dec. 20	vs. La.-Lafayette#	L	60-66
Dec. 21	vs. Detroit-Mercy#	W	68-64
Dec. 22	vs. Illinois State#	L	78-87
Dec. 27	Florida Atlantic	W	89-52
Dec. 29	Quinnipiac	W	80-66
Jan. 5	West Virginia	W	66-58
Jan. 8	Syracuse	L	55-67
Jan. 11	at Seton Hall	W	71-64
Jan. 15	at Georgetown	L	61-65
Jan. 17	at Villanova	W	67-66
Jan. 22	Boston College	W	62-54
Jan. 25	at Notre Dame	W	63-49
Jan. 29	Kentucky	L	57-60
Feb. 1	Pittsburgh	W	64-60
Feb. 5	at Rutgers	W	58-52
Feb. 7	Georgetown	W	77-55
Feb. 16	Providence	L	45-47
Feb. 19	atConnecticut	W	63-57
Feb. 22	at West Virginia	W	68-50
Feb. 26	Notre Dame	W	55-52
Feb. 29	at Pittsburgh	W	74-66
Mar. 5	St. John's (ot)	W	74-70
Mar. 9	vs. Notre Dame*	W	61-58
Mar. 10	vs. St. John's	L	57-58
Mar. 17	vs. Arkansas*	W	75-71
Mar. 19	vs. Ohio State*	W	75-62
Mar. 24	vs. Tulsa*	L	71-80

*-HIP Orange Bowl Classic, Sunrise, Fla.
#-San Juan Shootout, San Juan, Puerto Rico
•-NCAA Tournament



Perry Clark
Head Coach



John Salmons
Guard/

General Information

Location: Coral Gables, Fla.
Enrollment: 13,422
Founded: 1926
Nickname: Hurricanes
Colors: Orange, Green & White
Conference: Big East
Home Arena: Miami Arena (15,388)
President: Edward T. Foote II
Director of Athletics: Paul Dee

Coaching Staff

Head Coach: Perry Clark (Gettysburg, 1974)
Career Record: 185-145 in 11 years
Record at Miami: first year
Clark vs. NU: first meeting
Basketball Office Phone: (305) 284-2680
Best time to reach Clark: Contact SID
Assistant Coaches: Dwight Freeman, Greg Gary,
Brock Kantrow
Basketball Trainer: TBA

Sports Information

SID Contact: Samuel Henderson
Office Phone: (305) 284-3244
Home Phone: (305) 412-8364
E-Mail Address: shenderson@miami.edu
SID FAX Number: (305) 284-2807
Press Row Phone: TBA
Web Site Address: www.hurricanesports.com
SID Mailing Address: 5821 San Amaro Drive,
Coral Gables, Fla. 33146

Key Media Contacts

Local Beat Writers
Michelle Kaufman, Miami Herald, (305) 376-2387
Andrea Szulzsteyn, Sun-Sentinel, (954) 356-4635
Jorge Milian, Palm Beach Post, (561) 8230-4440

Radio Network

Flagship Station: WQAM
Play-by-Play Announcer: Marc Vandermeer
Phone: (305) 653-6796
Address: 20295 NW 2nd Ave.
Miami, FL 33169
Color: Joe Zagcucki

Hurricane Outlook

1999-2000 Record: 23-11, 13-3 in Big East (1st)
Final 2000 National Ranking: 23rd (AP), 20th
ESPN/USA Today Coaches Poll
2000 Postseason Play: NCAA Tournament,
lost to Tulsa in regional semifinals
Lettermen Returning/Lost: 8/3
Starters Returning/Lost: 2/3
Series with NU (last meeting): Series tied, 1-1
(1969-70)

Top Returnees


Name	Pos.	Ht.	Wt.	Yr.	Pts.	Reb.
John Salmons	G/F	6-7	200	Jr.	9.4	5.4
Leroy Hurd	G/F	6-7	205	So.	4.3	2.1
James Jones	F	6-8	211	So.	3.9	1.9

Top Newcomers

Name	Pos.	Ht.	Wt.	Yr.
Marcus Barnes	G	6-2	200	Fr.
Rodrigue Djahue	F	6-7	255	Fr.
Joe Gordon	G	6-2	180	Jr.
Reo Logan	F/C	6-11	205	Fr.
Darius Rice	F	6-10	205	Fr.

Key Losses

Name	Pos.	Ht.	Pts.	Reb.
Johnny Hemsley	G	6-5	18.1	3.6
Mario Bland	C	6-6	12.6	7.0
Vernon Jennings	G	6-4	8.1	4.1



TM

Iona Gaels

2:15 p.m. ♦ Wednesday, December 20, 2000 ♦ San Juan, Puerto Rico ♦ San Juan Shootout

Gaels Schedule/Results

2000-2001 Schedule

Nov. 18	at Massachusetts
Nov. 21	at Coppin State
Nov. 25	at Fordham
Nov. 28	St. Francis
Dec. 2	Bucknell
Dec. 6	at Fairfield
Dec. 9	vs. Eastern Michigan*
Dec. 13	Hofstra
Dec. 20	vs. Nebraska#
Dec. 21	Kent State/Northwestern#
Dec. 22	vs. TBA#
Dec. 28	Niagara
Jan. 3	Morgan State
Jan. 5	Fairfield
Jan. 8	at Loyola
Jan. 10	at Rider
Jan. 13	Canisius
Jan. 15	at Siena
Jan. 20	Manhattan
Jan. 22	Marist
Jan. 25	Loyola
Jan. 31	at Marist
Feb. 4	St. Peter's
Feb. 8	at Canisius
Feb. 10	at Niagara
Feb. 15	at St. Peter's
Feb. 18	Siena
Feb. 22	Rider
Feb. 25	at Manhattan
Mar. 1-5	at MAAC Championship Buffalo, N.Y.

*-Memorial Classic, Huntington, W.V.
#-San Juan Shootout, San Juan, P.R.

1999-2000 Results (20-11, 13-5)

Nov. 20	Massachusetts	L	77-85
Nov. 23	Coppin State	W	89-61
Nov. 27	at UCLA	L	73-105
Dec. 2	at Fairfield	L	81-97
Dec. 5	Marist	W	85-65
Dec. 10	Fordham	W	83-80
Dec. 18	at Hofstra	L	69-90
Dec. 23	at St. Francis	L	98-100
Dec. 30	at Boston College	W	71-63
Jan. 5	St. Peter's	W	79-62
Jan. 8	at Canisius	L	64-80
Jan. 10	at Niagara	L	79-67
Jan. 13	Rider	L	84-89
Jan. 15	Loyola, Md.	W	93-71
Jan. 17	at Bucknell	L	63-67
Jan. 19	at Morgan State	W	77-67
Jan. 24	at Siena	W	96-92
Jan. 28	at St. Peter's	W	85-66
Jan. 30	Fairfield	W	90-73
Feb. 1	at Marist	W	77-64
Feb. 4	Canisius	W	66-56
Feb. 6	Niagara	W	96-82
Feb. 11	Manhattan	W	80-78
Feb. 16	at Loyola, Md.	W	74-56
Feb. 19	Siena	L	89-94
Feb. 21	at Rider	W	84-79
Feb. 26	at Manhattan	W	67-61
Mar. 4	vs. Rider*	W	64-59
Mar. 5	vs. Fairfield*	W	76-72
Mar. 6	vs. Siena*	W	84-80
Mar. 16	vs. Maryland#	L	59-74

*-MAAC Tournament
#-NCAA Tournament



Jeff Ruland
Head Coach



Dyree Wilson
Guard/Forward

General Information

Location: New Rochelle, N.Y.
Enrollment: 5,500
Founded: 1940
Nickname: Gaels
Colors: Maroon and Gold
Conference: Metro Atlantic Athletic
Home Arena: Mulcahy Center (2,611)
President: Br. James A. Liguori
Director of Athletics: Rich Petriccione

Coaching Staff

Head Coach: Jeff Ruland (Iona, 1991)
Career Record: 36-25 in two years
Record at Iona: 36-25 in two years
Ruland vs. NU: 0-0
Basketball Office Phone: (914) 633-2304
Best time to reach Ruland: 11 a.m.-2 p.m.
Assistant Coaches: Craig Holcomb,
Tony Chiles, Rob O'Driscoll
Basketball Trainer: Sam DeRosa

Sports Information

SID Contact: Mike Laprey
Office Phone: (914) 633-2334
Home Phone: (914) 912-7344
E-Mail Address: mlaprey@iona.edu
SID FAX Number: (914) 633-2072
Press Row Phone: (914) 633-2255
Web Site Address: www.iona.edu
SID Mailing Address: Mulcahy Center,
715 North Avenue,
New Rochelle, N.Y. 10801-1890

Key Media Contacts

Local Beat Writer
Rick Remsnyder, The Journal News,
(914) 694-5044

Radio Network
Flagship Station: WRTN, 93.5 FM
Play-by-Play Announcer: Gary Stanley
Phone: (914) 769-1622
Address: Mulcahy Center, 715 North Avenue,
New Rochelle, N.Y. 10801
Color: Ed Ingle

Gael Outlook

1999-2000 Record: 20-11, 13-5
Final 2000 National Ranking: none
2000 Postseason Play: NCAA Tournament,
lost to Maryland in first round
Lettermen Returning/Lost: 7/5
Starters Returning/Lost: 3/2
Series with NU (last meeting): NU leads, 1-0
(1982-83)

Top Returnees

Name	Pos.	Ht.	Wt.	Yr.	Pts.	Reb.
Dyree Wilson	G/F	6-5	205	Jr.	14.6	4.6
Phil Grant	G	6-7	210	Sr.	10.6	3.4
Nakiea Miller	F	6-9	240	Sr.	13.8	7.7
Leland Norris	G	6-2	195	Jr.	7.7	2.1

Top Newcomers

Name	Pos.	Ht.	Wt.	Yr.
Earl Johnson	G	6-0	190	Sr.
Courtney Fields	G	6-8	190	So.
Kenya Caruthers	G/F	6-6	235	So.
Charles Henson	F	6-9	195	Fr.
Greg Jenkins	C	6-9	230	Fr.
Drago Pavlovic	F	6-7	230	Fr.

Key Losses

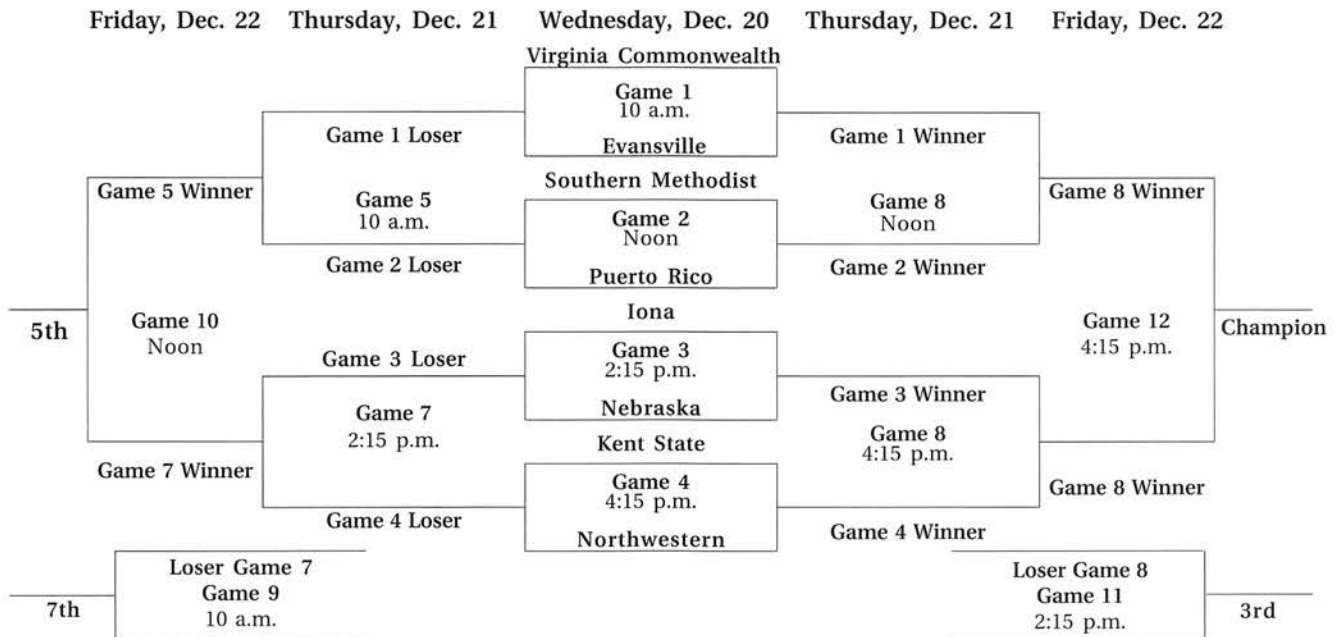
Name	Pos.	Ht.	Pts.	Reb.
Tariq Kirksay	F	6-6	19.2	9.3
Ivo Kresta	C	6-8	9.7	5.5
Jason Young	G	6-2	3.6	2.2



2000 San Juan Shootout

Wednesday-Friday ♦ Dec. 20-22 ♦ San Juan, Puerto Rico

Tournament Bracket (all times central)



Kent Golden Flashes

Northwestern Wildcats

Possible Opponent ♦ 2:15/4:15 p.m. ♦ Thursday, Dec. 21

Possible Opponent ♦ 2:15/4:15 p.m. ♦ Thursday, Dec. 21

General Information

Location: Kent, Ohio
Enrollment: 30,287 (all campuses)
Founded: 1910
Nickname: Golden Flashes
Colors: Navy Blue and Gold
Conference: Mid-American (East)
Home Arena: Memorial Athletic and Convocation Center (6,327)
President: Dr. Carol A. Cartwright
Athletic Director: Laing Kennedy

Coaching Staff

Head Coach: Gary Waters (Ferris State, 1975)
Career Record: 68-50 in four years Record at Kent State: same
Waters vs. NU: first meeting
Assistant Coaches: Kevin Heck, Garland Mance, Larry DeSimpelare

Sports Information

SID Contact: Will Roleson
Office/Home Phone: (330) 672-2254/(330) 677-9382
E-Mail Address: wroleson@kent.edu
SID FAX Number: (330) 672-2112
Press Row Phone: (330) 672-2036
Web Site Address: www.kent.edu/athletics

Golden Flash Outlook

1999-2000 Record: 23-8, 13-5 (second in East Division)
2000 Postseason Play: NIT, lost to Penn State in quarterfinals
Lettermen Returning/Lost: 8/4
Starters Returning/Lost: 4/1
Top Returnees: Trevor Huffman (G, 6-1, 190, Jr., 13.1 ppg, 2.4 rpg)
Kyrem Massey (G/F, 6-5, 195, Sr., 10.3 ppg, 4.7 rpg)
Series vs. Nebraska (last meeting): NU leads, 1-0 (1992-93)

General Information

Location: Evanston, Ill.
Enrollment: 7,400
Founded: 1851
Nickname: Wildcats
Colors: Purple and White
Conference: Big Ten
Home Arena: Welsh-Ryan Arena (8,117)
President: Henry S. Bienen
Athletic Director: Rick Taylor

Coaching Staff

Head Coach: Bill Carmody (Union, 1975)
Career Record: 92-25 in 4 years Record at Northwestern: first season
Carmody vs. NU: first meeting
Assistant Coaches: Paul Lee, Craig Robinson, Mitch Henderson

Sports Information

SID Contact: Kyle Coughlin
Office/Home Phone: (847) 491-7503/(847) 492-8895
E-Mail Address: k-coughlin@nwu.edu
SID FAX Number: (847) 491-8818
Press Row Phone: (847) 491-8852/8853
Web Site Address: www.nusports.com

Wildcat Outlook

1999-2000 Record: 5-25, 0-16 (11th)
200 Postseason Play: none
Lettermen Returning/Lost: 7/5
Starters Returning/Lost: 4/1
Top Returnees: Ben Johnson (G, 6-2, 180, So., 11.6 ppg, 2.9 rpg)
Aaron Jennings (G, 6-2, 180, So., 6.1 ppg, 3.6 rpg)
Series vs. Nebraska (last meeting): Nebraska leads, 3-1 (1999-2000)

Virginia Commonwealth

Possible Opponent ♦ TBA ♦ Friday, December 22

General Information

Location: Richmond, Va.
 Enrollment: 22,856
 Founded: 1838
 Nickname: Rams
 Colors: Black and Gold
 Conference: Colonial Athletic Association
 Home Arena: AllTel Pavilion at Stuart C. Siegel Center (7,500)
 President: Dr. Eugene P. Trani
 Athletic Director: Dr. Richard L. Sander

Coaching Staff

Head Coach: Mack McCarthy (Virginia Tech, 1974)
 Career Record: 272-152 in 14 years Record at VCU: 29-30 in two years
 McCarthy vs. NU: first meeting
 Assistant Coaches: Mike Ellis, Gerald White, E.J. Sherod

Sports Information

SID Contact: Scott Garbarini
 Office/Home Phone: (804) 828-7000/(804) 672-1073
 E-Mail Address: sagarbar@saturn.vcu.edu
 SID FAX Number: (804) 828-9428
 Press Row Phone: TBA
 Web Site Address: www.vcu.edu/vcurams

Rams Outlook

1999-2000 Record: 14-14, 7-9 (5th)
 2000 Postseason Play: none
 Lettermen Returning/Lost: 6/5
 Starters Returning/Lost: 4/1
 Top Returnees: Bo Jones (G, 5-11, 190, Sr., 16.5 ppg, 3.7 rpg)
 LaMar Taylor (5-9, 170, Sr., 12.3 ppg, 4.8 rpg)
 Series vs. Nebraska (last meeting): first meeting

SMU Mustangs

Possible Opponent ♦ TBA ♦ Friday, December 22

General Information

Location: Dallas, Texas
 Enrollment: 10,038
 Founded: 1911
 Nickname: Mustangs
 Colors: Red and Blue
 Conference: Western Athletic Conference
 Home Arena: Moody Coliseum (8,998)
 President: Dr. R. Gerald Turner
 Athletic Director: Jim Copeland (Virginia, 1967)

Coaching Staff

Head Coach: Mike Dement (East Carolina, 1976)
 Career Record: 200-189 in 14 seasons
 Record at SMU: 78-66 in five seasons
 Dement vs. NU: first meeting
 Assistant Coaches: Jimmy Tubbs, Reid Martinka, Simon Cote

Sports Information

SID Contact: Michael Ziegler
 Office Phone: (214) 768-2883
 E-Mail Address: mziegler@mail.smu.edu
 SID FAX Number: (214) 768-2044
 Press Row Phone: (214) 768-2883
 Web Site Address: smumustangs.com

Mustangs Outlook

1999-2000 Record: 21-9, 9-5 in WAC (3rd)
 2000 Postseason Play: NIT, lost to Southwest Missouri St., in first round
 Lettermen Returning/Lost: 10/4
 Starters Returning/Lost: 4/1
 Top Returnees: Jeryl Sasser (G, 6-6, 200, Sr., 17.3, 8.3)
 Willie Davis (G/F, 6-6, 230, Sr., 16.5, 9.3)
 Series vs. Nebraska (last meeting): NU leads, 3-2 (1974-75)

Evansville

Possible Opponent ♦ TBA ♦ Friday, December 22

General Information

Location: Evansville, Ind.
 Enrollment: 2,576
 Founded: 1854
 Nickname: Purple Aces
 Colors: Purple and Orange
 Conference: Missouri Valley
 Home Arena: Roberts Stadium (12,300)
 President: Dr. James Vinson
 Interim Athletic Director: Bob Gallman

Coaching Staff

Head Coach: Jim Crews (Indiana, 1976)
 Career Record: 273-172 in 15 years Record at Evansville: same
 Crews vs. NU: 0-1 (1985-86)
 Assistant Coaches: Kirk Sarff, Marty Simmons, Lennox Forrester

Sports Information

SID Contact: Bob Boxell
 Office/Home Phone: (812) 479-2350/(812) 925-7592
 E-Mail Address: bb33@evansville.edu
 SID FAX Number: (812) 479-2090
 Press Row Phone: (812) 479-2001/2002
 Web Site Address: www.gopurpleaces.com

Purple Aces Outlook

1999-2000 Record: 18-12, 9-9 (6th)
 2000 Postseason Play: none
 Lettermen Returning/Lost: 11/4
 Starters Returning/Lost: 4/1
 Top Returnees: Craig Snow (F, 6-7, 215, Sr., 16.3 ppg, 6.0 rpg)
 Adam Seitz (F, 6-3, 185, Jr., 13.8 ppg, 4.3 rpg)
 Series vs. Nebraska (last meeting): series tied, 1-1 (1985-86)

Puerto Rico Bulldogs

Possible Opponent ♦ TBA ♦ Friday, December 22

General Information

Location: Mayaguez, P.R.
 Enrollment: 13,200
 Founded: NA
 Nickname: Bulldogs, Tarzans
 Colors: Kelly Green and White
 Conference: LAI
 Home Arena: Mangual Coliseum (5,000)
 President: Dr. Fred Soltero
 Athletic Director: Hector B. Figueroa

Coaching Staff

Head Coach: Johnny Flores
 Career Record: NA
 Record at Puerto Rico: NA
 Flores vs. NU: first meeting
 Assistant Coach: Pedro Vargas

Sports Information

SID Contact: Luis Basco
 Office/Home Phone: (787) 832-4040 ext. 2565
 SID FAX Number: (787) 265-5436
 Press Row Phone: NA
 Web Site Address: no athletic website

Bulldog Outlook

1999-2000 Record: 6-22, 6-10
 2000 Postseason Play: None
 Lettermen Returning/Lost: 13/0
 Starters Returning/Lost: 5/0
 Series vs. Nebraska (last meeting): first meeting

Minnesota Golden Gophers

7 p.m. ♦ Thursday, December 28, 2000 ♦ Williams Arena ♦ Minneapolis, Minn.



Dan Monson
Head Coach



Terrance Simmons
Guard

General Information

Location: Minneapolis, Minn.
Enrollment: 39,595
Founded: 1851
Nickname: Golden Gophers
Colors: Maroon and Gold
Conference: Big Ten
Home Arena: Williams Arena (14,625)
President: Mark Yudof
Interim Athletic Director: Tom Moe

Coaching Staff

Head Coach: Dan Monson (Idaho, 1985)
Career Record: 64-33 in three years
Record at Minnesota: 12-16, second year
Monson vs. NU: 0-1
Basketball Office Phone: (612) 625-3085
Best time to reach Monson: Weekday mornings
Assistant Coaches: Mike Petersen, Art Prevost,
Bill Walker
Basketball Trainer: Roger Schipper

Sports Information

SID Contact: Brad Ruitter
Office Phone: (612) 625-4090
Home Phone: (651) 633-2982
E-Mail Address: ruite001@tc.umn.edu
SID FAX Number: (612) 625-0359
Press Row Phone: (612) 626-1308
Web Site Address: gophersports.com
SID Mailing Address: Sports Information Office,
516 15th Avenue SE, Minneapolis, MN 55454



Key Media Contacts

Local Beat Writer
Brian Hamilton, St. Paul Pioneer Press
(612) 228-5516
Jeff Shelman, Minneapolis Star Tribune
(612) 673-4447

Radio Network

Play-by-Play Announcer: Ray Christianson
Flagship Station/Address: WCCO AM, 625 2nd
Avenue South, Minneapolis, MN 55402
Phone: (612) 370-0611

Gopher Outlook

1999-2000 Record: 12-16, 4-12 (10th)
Final 2000 National Ranking: none
2000 Postseason Play: none
Lettermen Returning/Lost: 7/3
Starters Returning/Lost: 4/1
Series with NU (last meeting): Minnesota leads,
45-13 (1999-2000)

Top Returnees

Name	Pos.	Ht.	Wt.	Yr.	Pts.	Reb.
Dusty Rychart	F	6-7	210	Jr.	11.8	7.9
Terrance Simmons	G	6-3	185	Sr.	11.1	2.9
Kevin Burleson	G	6-3	190	So.	8.8	2.6
John-Blair Bickerstaff	F	6-6	190	Sr.	7.7	5.4
Mitch Ohnstad	G	6-2	175	Sr.	7.8	1.9
Shane Schilling	G/F	6-6	200	So.	6.2	1.9

Top Newcomers

Name	Pos.	Ht.	Wt.	Yr.
Travarus Bennett	F	6-7	205	Jr.
Kerwin Fleming	G	6-3	180	Jr.
Jeff Hagen	C	6-11	250	Fr.

Key Losses

Name	Pos.	Ht.	Pts.	Reb.
Joel Przybilla	C	7-2	14.2	8.4
Nick Sinville	F	6-6	4.2	4.0

Gopher Schedule/Results

2000-2001 Schedule

Nov. 17	UNC-Greensboro
Nov. 19	Georgia
Nov. 24-26	vs. TBA*
(Central Florida, College of Charleston, Siena Duquesne, Georgetown, Hawaii Pacific, TCU)	
Nov. 29	at Florida State
Dec. 4	Morris Brown
Dec. 7	at Marquette
Dec. 9	Bethune Cookman
Dec. 12	Louisiana Tech
Dec. 22	Dartmouth
Dec. 28	Nebraska
Dec. 30	Centenary
Jan. 3	at Illinois
Jan. 6	Wisconsin
Jan. 13	at Ohio State
Jan. 17	Purdue
Jan. 20	Indiana
Jan. 24	Iowa
Jan. 27	at Purdue
Jan. 31	at Iowa
Feb. 3	Ohio State
Feb. 6	at Northwestern
Feb. 10	Michigan State
Feb. 14	Penn State
Feb. 17	at Michigan
Feb. 21	at Wisconsin
Feb. 28	at Indiana
Mar. 3	Illinois
Mar. 8-11	Big Ten Tournament Chicago, Ill.

*-at Hawaii Pacific Thanksgiving Classic

1999-2000 Results (12-16, 4-12)

Nov. 20	Texas-Arlington	W	90-62
Nov. 23	Marquette	W	66-57
Nov. 27	Morehead State	W	86-67
Nov. 30	Virginia	W	74-62
Dec. 4	Valparaiso	W	57-44
Dec. 11	Maine	W	91-77
Dec. 18	at Oregon	L	75-82
Dec. 23	Furman	W	71-56
Dec. 28	at Georgia	W	66-65
Dec. 31	at Nebraska	L	78-90
Jan. 5	Michigan	W	85-68
Jan. 9	at Ohio State	L	63-71
Jan. 12	Iowa	W	85-82
Jan. 15	at Indiana	L	61-86
Jan. 19	Purdue	L	69-74
Jan. 22	at Wisconsin	L	53-85
Jan. 26	at Penn State	L	72-80
Jan. 29	Northwestern	W	69-60
Feb. 2	at Illinois	L	59-73
Feb. 5	Wisconsin	L	64-66
Feb. 9	Indiana	W	77-75
Feb. 17	Illinois	L	80-89
Feb. 19	at Purdue	L	61-97
Feb. 23	at Seton Hall	L	61-64
Feb. 27	at Iowa	L	59-71
Mar. 2	at Michigan State	L	43-79
Mar. 4	Ohio State	L	72-82
Mar. 9	vs. Iowa*	L	78-81

*-Big Ten Tournament

Murray State Racers

1:05 p.m. ♦ Saturday, December 30, 2000 ♦ Bob Devaney Sports Center ♦ Lincoln, Neb.

Racer Schedule/Results

2000-2001 Schedule

Nov. 20	Gardner-Webb
Nov. 28	CU-Colorado Springs
Dec. 2	at Detroit
Dec. 5	Western Kentucky
Dec. 8	at UAB
Dec. 17	at Southern Illinois
Dec. 19	South Alabama
Dec. 21	at Louisville
Dec. 28	at Colorado
Dec. 30	at Nebraska
Jan. 2	at Santa Clara
Jan. 6	Tennessee-Martin
Jan. 11	at Southeast Missouri State
Jan. 13	at Eastern Illinois
Jan. 19	Morehead State
Jan. 20	Eastern Kentucky
Jan. 23	Austin Peay
Jan. 25	at Tennessee Tech
Jan. 30	at Tennessee State
Feb. 3	at Tennessee-Martin
Feb. 6	at Austin Peay
Feb. 8	Southeast Missouri State
Feb. 10	Eastern Illinois
Feb. 15	at Morehead State
Feb. 17	at Eastern Kentucky
Feb. 20	Tennessee State
Feb. 22	Tennessee Tech
2/27-3/3	Ohio Valley Tournament, Nashville, Tenn.

1999-2000 Results (23-9, 14-4)

Nov. 20	CU-Colorado Springs	W	90-63
Nov. 26	vs. Rutgers	W	87-83
Nov. 27	vs. Valparaiso	W	78-58
Nov. 28	vs. Southern Miss.	L	62-65
Dec. 2	at Austin Peay	W	68-58
Dec. 4	Detroit Mercy	W	77-68
Dec. 7	at Western Kentucky	L	70-92
Dec. 11	Alabama State	W	113-95
Dec. 16	at South Alabama	W	59-54
Dec. 28	vs. Kent State	L	85-91
Dec. 29	vs. Rhode Island	W	80-74
Jan. 3	at Purdue	L	67-95
Jan. 8	at Tennessee-Martin	W	94-79
Jan. 13	Eastern Illinois	W	83-69
Jan. 15	Southeast Mo. State	L	78-84
Jan. 18	Austin Peay (ot)	W	77-75
Jan. 20	at Eastern Kentucky	W	82-77
Jan. 22	at Morehead State (ot)	W	87-86
Jan. 27	Middle Tennessee	L	79-81
Jan. 29	Tennessee Tech	W	75-74
Dec. 1	at Tennessee State	L	75-77
Dec. 5	Tennessee-Martin	W	90-72
Dec. 8	Tennessee State	W	82-65
Dec. 10	at Eastern Illinois	W	76-67
Dec. 12	at Southeast Mo. State	W	77-60
Dec. 17	Eastern Kentucky	W	101-68
Dec. 19	Morehead State	W	80-65
Dec. 24	at Middle Tennessee	L	79-82
Dec. 26	at Tennessee Tech	W	64-63
Dec. 29	at Tennessee Tech	W	83-58
Mar. 4	vs. Eastern Illinois*	W	89-70
Mar. 5	vs. Southeast Mo. State*	L	56-67

*-Ohio Valley Tournament, Nashville, Tenn.



Tevester Anderson
Head Coach



Isaac Spencer
Forward

General Information

Location: Murray, Ky.
Enrollment: 8,900
Founded: 1922
Nickname: Racers
Colors: Navy and Gold
Conference: Ohio Valley
Home Arena: Regional Special Events Center (8,600)
President: Dr. Kern Alexander
Athletic Director: E.W. Dennison

Coaching Staff

Head Coach: Tevester Anderson
(Arkansas AM&N, 1962)
Career Record: 50-15, 3rd season
Anderson vs. NU: first meeting
Basketball Office Phone: (270) 762-6804
Best time to reach Anderson: mornings
Assistant Coaches: Jim Hatfield, Chris Woolard,
Anthony Boone
Basketball Trainer: Eric Frederick

Sports Information

SID Contact: Steve Parker
Office Phone: (270) 762-4271
Home Phone: (270) 767-0909
E-Mail Address:
steve.parker@murraystate.edu
SID FAX Number: (270) 762-6814
Press Row Phone: (270) 762-5551
Web Site Address: www.GoRacers.edu
SID Mailing Address: 218 Stewart Stadium,
Murray, KY 42071

Key Media Contacts

Local Beat Writer
Scott Nanney, Murray Ledger & Times
(270) 753-1916

Radio Network
Play-by-Play Announcer: Neal Bradley
Color: Sam Rickman
Contact Person: Neal Bradley
Flagship Station/Address: WLLE-94.7 FM
1500 Diuguid Dr.
Murray, KY 42071
Phone: 270-753-2400

Racer Outlook

1999-2000 Record: 23-9, 14-4 in OVC (t-1st)
Final 2000 National Ranking: None
2000 Postseason Play: none
Lettermen Returning/Lost: 4/5
Starters Returning/Lost: 2/3

Top Returnees

Name	Pos.	Ht.	Wt.	Yr.	Pts.	Reb.
Isaac Spencer	F	6-6	215	Sr.	19.9	8.2
Ray Cunningham	G	6-5	185	Sr.	11.3	6.8
Justin Burdine	G	6-1	170	Jr.	2.8	0.7
Chris Shumate	G	6-5	185	So.	2.8	1.5

Top Newcomers

Name	Pos.	Ht.	Wt.	Yr.
Jamar Avant	F	6-8	230	Fr.
Chiwale Bedeau	F	6-8	240	So.
Andi Hornig	C	7-0	268	Fr.
Johnny Mitchell	G	6-4	185	Fr.
Kevin Paschel	G	5-11	180	So.
Roderick Thomas	F	6-8	240	Jr.
Cuthbert Victor	G/F	6-5	190	Fr.
Antione Whelchel	F	6-5	215	So.

Key Losses

Name	Pos.	Ht.	Pts.	Reb.
Aubrey Reese	G	6-0	20.4	5.3
Rod Murray	F	6-7	6.3	3.4
Mike Turner	C	6-8	8.3	4.4



Creighton Bluejays

7:05 p.m. ♦ Tuesday, January 2, 2001 ♦ Bob Devaney Sports Center ♦ Lincoln, Neb.



Dana Altman
Head Coach



Ryan Sears
Guard

Key Media Contacts

Local Beat Writer
Rich Kaipust, Omaha World-Herald
(402) 444-1000

Radio Network
Play-by-Play Announcer: T. Scott Marr
Color: Darin Plautz
Flagship Station/Address:
KOMJ Radio (590 AM),
5030 N. 72nd Street 68178
Phone: (402) 289-4335

Bluejay Outlook

1999-2000 Record: 23-10, 11-7
Valley (4th, 1st MVC Tourney)
Final 2000 National Ranking: none
2000 Postseason Play: NCAA Tournament,
lost to Auburn in first round
Lettermen Returning/Lost: 9/4
Starters Returning/Lost: 3/2
Series with NU (last meeting): Nebraska leads,
21-11 (1999-2000)

Top Returnees

Name	Pos.	Ht.	Wt.	Yr.	Pts.	Reb.
Ben Walker	G	6-2	205	Sr.	12.0	6.3
Ryan Sears	G	6-0	185	Sr.	11.9	3.7
Kyle Korver	F	6-7	205	So.	8.8	3.1
Alan Huss	C	6-9	240	Sr.	4.1	2.3

Top Newcomers

Name	Pos.	Ht.	Wt.	Yr.
Jevin Budde	G	5-10	160	Fr.
Ismael Caro	G	5-11	165	Fr.
Austin Collier	F	6-7	205	Jr.
Chris Craig	G	6-1	180	So.
Joe Dabbert	C	6-10	230	Fr.
Mike Grimes	F	6-7	200	Fr.

Key Losses

Name	Pos.	Ht.	Pts.	Reb.
Donnie Johnson	F	6-7	7.2	2.5
Matt West	F	6-4	7.0	3.1

General Information

Location: Omaha, Neb.
Enrollment: 6,300
Founded: 1878
Nickname: Bluejays
Colors: Blue and White
Conference: Missouri Valley
Home Arena: Omaha Civic Auditorium (9,377)
President: Rev. John P. Schlegel, S.J.
Athletic Director: Bruce Rasmussen

Coaching Staff

Head Coach: Dana Altman
(Eastern New Mexico '80)
Career Record: 182-145 in 11 years
Record at Creighton: 99-78 in six years
Altman vs. NU: 5-10
Basketball Office Phone: (402) 280-1795
Best time to reach Altman: Weekday mornings
Assistant Coaches: Greg Gensing, Len Gordy,
Kevin McKenna
Basketball Trainer: Kevin Deremer

Sports Information

SID Contact: Michael Molde
Office Phone: (402) 280-5544
Home Phone: (402) 898-3859
E-Mail Address: mmolde@creighton.edu
SID FAX Number: (402) 280-2495
Press Row Phone: (402) 444-4705
Web Site Address: www.gocreighton.com
SID Mailing Address: 2500 California Plaza,
Omaha, NE 68178



Bluejay Schedule/Results

2000-2001 Schedule

Nov. 20	Western Illinois
Nov. 24	vs. Cleveland State*
Nov. 25	vs. Providence/UMKC
Nov. 26	vs. (Auburn, Robert Morris, SMO, Toledo)
Dec. 1	at Wyoming
Dec. 6	Colorado State
Dec. 9	Georgia State
Dec. 16	Wichita State
Dec. 19	at Tulsa
Dec. 23	Mississippi Valley State
Dec. 30	Evansville
Jan. 2	at Nebraska
Jan. 6	Bradley
Jan. 8	Illinois State
Jan. 11	Indiana State
Jan. 14	Northern Iowa
Jan. 17	at Southwest Missouri State
Jan. 20	at Wichita State
Jan. 24	at Evansville
Jan. 27	Illinois State
Jan. 31	Southern Illinois
Feb. 4	Indiana State
Feb. 7	Drake
Feb. 10	at Southern Illinois
Feb. 14	Bradley
Feb. 17	Wyoming
Feb. 21	at Northern Iowa
Feb. 24	Drake
Feb. 26	Southwest Missouri State
March 2-5	at Missouri Valley Tournament St. Louis, Mo.

*Mountain Energy Tour., Kansas City, Mo.

1999-2000 Results (23-10, 11-7)

Nov. 22	at Mississippi Valley St.	W	70-62
Nov. 27	Iowa	W	85-76
Dec. 1	at Georgia State	W	58-54
Dec. 4	at Baylor (ot)	W	77-76
Dec. 6	Grambling State	W	91-52
Dec. 9	Nebraska	W	89-72
Dec. 12	Illinois State	W	82-43
Dec. 20	vs. Western Illinois*	W	76-72
Dec. 21	vs. Florida Atlantic*	W	66-46
Dec. 23	at Hawaii*	L	53-73
Dec. 29	at Southwest Mo. State	L	58-59
Jan. 2	at Northern Iowa	L	75-77
Jan. 6	at Indiana State	L	46-56
Jan. 8	at Southern Illinois	W	72-66
Jan. 12	Tulsa	L	67-75
Jan. 15	Drake	W	70-66
Jan. 19	at Southwest Mo. State	W	63-49
Jan. 23	at Evansville	L	83-88
Jan. 26	Northern Iowa (ot)	W	77-73
Jan. 29	Wichita State	W	88-72
Feb. 1	at Drake (ot)	L	70-74
Feb. 6	at Illinois State	W	86-83
Feb. 7	at Colorado State	W	78-67
Feb. 13	Bradley	W	73-56
Feb. 16	Indiana State	W	64-58
Feb. 19	Southern Illinois	L	92-83
Feb. 23	at Bradley	L	65-73
Feb. 26	at Wichita State	W	76-64
Feb. 28	Evansville	W	102-60
Mar. 4	vs. Bradley^	W	71-62
Mar. 5	vs. Indiana State^	W	71-69
Mar. 6	vs. Southwest Mo. St.^	W	57-45
Mar. 16	vs. Auburn#	L	69-72

*-Nike Classic, Honolulu, Hawaii

^-Missouri Valley Tournament

#-NCAA Tournament

Missouri Tigers

6 p.m. (Mizzou SN) ♦ Saturday, January 6, 2001 ♦ Hearnes Center ♦ Columbia, Mo.
 7:05 ♦ Wednesday, January 24, 2001 ♦ Bob Devaney Sports Center ♦ Lincoln, Neb.

Tiger Schedule/Results

2000-2001 Schedule

Nov. 14	Lincoln University
Nov. 17	Savannah State
Nov. 22	vs. Rhode Island*
Nov. 24	vs. Valparaiso/Alaska-Anchorage*
Nov. 25	TBA*
Dec. 2	Texas-Pan American
Dec. 6	DePaul
Dec. 9	Saint Louis
Dec. 16	at Iowa
Dec. 18	at Indiana
Dec. 21	vs. Illinois#
Dec. 30	Stetson
Jan. 2	Coastal Carolina
Jan. 6	Nebraska
Jan. 10	at Colorado
Jan. 13	Iowa State
Jan. 16	at Kansas State
Jan. 20	at Virginia
Jan. 24	at Nebraska
Jan. 27	Texas Tech
Jan. 29	Kansas
Feb. 3	at Oklahoma State
Feb. 7	Kansas State
Feb. 11	at Iowa State
Feb. 14	Colorado
Feb. 17	at Texas A&M
Feb. 19	Oklahoma
Feb. 24	Baylor
Feb. 26	at Texas
March 4	Kansas
March 8-11	at Big 12 Tournament Kansas City, Mo.

*-Great Alaska Shootout, Anchorage, Alaska
 #-at Kiel Center, St. Louis, Mo.

1999-2000 Results (18-13, 10-6)

Nov. 12	vs. Wisconsin*	L	55-66
Nov. 13	vs. Princeton*	W	51-48
Nov. 19	UNC-Asheville	W	75-69
Nov. 21	Western Carolina	W	85-68
Nov. 27	Morgan State	W	91-50
Dec. 1	SMU	W	63-60
Dec. 7	Indiana	L	68-73
Dec. 12	vs. St. Louis	L	72-75
Dec. 18	Iowa	W	72-61
Dec. 21	vs. Illinois	W	78-72
Dec. 30	vs. Kentucky	L	53-70
Jan. 4	Winthrop	L	46-51
Jan. 8	at Iowa State	L	81-86
Jan. 12	Colorado	W	100-86
Jan. 15	Kansas State	W	73-56
Jan. 18	at Baylor	W	74-72
Jan. 22	Kansas	W	81-59
Jan. 29	Texas A&M	W	93-62
Feb. 2	at Colorado	W	86-81
Feb. 5	at Nebraska	W	84-78
Feb. 9	Iowa State	L	62-72
Feb. 12	Texas	L	63-66
Feb. 15	at Texas Tech	W	86-76
Feb. 19	at Kansas State	W	84-74
Feb. 21	Oklahoma State	L	72-84
Feb. 26	at Oklahoma	L	56-83
Mar. 1	Nebraska	W	86-72
Mar. 5	at Kansas	L	82-83
Mar. 9	vs. Texas Tech#	W	80-47
Mar. 10	vs. Oklahoma# (ot)	L	80-84
Mar. 17	vs. North Carolina^	L	70-84

*-NABC Classic, Syracuse, N.Y.
 #-Big 12 Tournament, Kansas City, Mo.
 ^-NCAA Tournament, Birmingham, Ala.



Quin Snyder
Head Coach



Kareem Rush
Forward

General Information

Location: Columbia, Mo.
 Enrollment: 22,898
 Founded: 1839
 Nickname: Tigers
 Colors: Old Gold and Black
 Conference: Big 12
 Home Arena: Hearnes Center (13,300)
 Chancellor: Dr. Richard L. Wallace
 Director of Athletics: Michael F. Alden

Coaching Staff

Head Coach: Quin Snyder (Duke, 1989)
 Career Record: 18-13, 2nd year
 Snyder vs. NU: 2-0
 Basketball Office Phone: (573) 882-3463
 Best time to reach Snyder: contact SID
 Assistant Coaches: Tony Harvey, Lane Odom,
 Marcus Perez
 Basketball Trainer: Pat Beckmann

Sports Information

SID Contact: Chad Moller
 Office Phone: (573) 882-0712
 Home Phone: (573) 474-6620
 E-Mail Address: mollerc@missouri.edu
 SID FAX Number: (573) 882-4720
 Press Row Phone: (573) 882-1442
 Web Site Address: www.mutigers.edu
 SID Mailing Address: Sports Information
 Office, P.O. Box 677, Hearnes Center,
 Columbia, MO 65205

Key Media Contacts

Local Beat Writer
 James Horne, Columbia Daily Tribune
 (573) 815-1788

Radio Network

Play-by-Play Announcer: Mike Kelly
 Color: Gary Link
 Contact Person: Sean Kelly
 Flagship Station/Address: Tiger Network, 503
 Old Hwy. 63 North, Columbia, MO 65201
 Phone: (314) 449-1400

Tiger Outlook

1999-2000 Record: 18-13, 10-6 (7th)
 Final 2000 National Ranking: None
 2000 Postseason Play: NCAA Tournament,
 lost to North Carolina in first round
 Lettermen Returning/Lost: 9/3
 Starters Returning/Lost: 4/1

Top Returnees

Name	Pos.	Ht.	Wt.	Yr.	Pts.	Reb.
Kareem Rush	G	6-6	214	So.	14.7	4.3
Clarence Gilbert	F	6-2	197	Jr.	13.7	3.7
Brian Grawer	G	6-0	165	Sr.	7.4	2.8
Tajudeen Soyoye	F/C	6-9	236	Sr.	8.8	6.3
Johnnie Parker	F	6-6	221	Sr.	6.1	4.4

Top Newcomers

Name	Pos.	Ht.	Wt.	Yr.
Rickey Paulding	G	6-5	200	Fr.
Arthur Johnson	C	6-9	245	Fr.
Wesley Stokes	G	5-10	160	Fr.

Key Losses

Name	Pos.	Ht.	Pts.	Reb.
Keyon Dooling	G	6-3	15.3	2.7
Jeff Hafer	F	6-5	7.0	3.6




Texas Longhorns

12:45 p.m. (ESPN+) ♦ Saturday, January 13, 2001 ♦ Bob Devaney Sports Center ♦ Lincoln, Neb.



Rick Barnes
Head Coach



Chris Owens
Forward

General Information

Location: Austin, Texas
Enrollment: 50,010
Founded: 1883
Nickname: Longhorns
Colors: Burnt Orange and White
Conference: Big 12
Home Arena: Frank Erwin Center (16,175)
President: Dr. Larry Faulkner
Athletic Director: DeLoss Dodds

Coaching Staff

Head Coach: Rick Barnes (Lenoir-Rhyne, 1977)
Career Record: 245-156 in 13 years
Record at Texas: 43-22 in 2 years
Barnes vs. NU: 2-0
Basketball Office Phone: (512) 471-5816
Best time to reach Barnes: Contact SID
Assistant Coaches: Brian Cousins, Rob Lanier, Ed Kohtala
Basketball Trainer: Brian Farr

Sports Information

SID Contact: Scott McConnell
Office Phone: (512) 471-1345
Home Phone: (512) 428-9351
E-Mail Address: smcconnell@athletics.utexas.edu
SID FAX Number: (512) 471-6040
Press Row Phone: (512) 471-4246
Web Site Address: www.TexasSports.com
SID Mailing Address: Texas Sports Info., P.O. Box 7399, Austin, TX 78713

Key Media Contacts

Local Beat Writer
 Randy Riggs, Austin-American Statesman
 (512) 445-3957

Radio Network
Play-by-Play Announcer: Bill Schoening
Color: Craig Way
Contact Person: Matt Lane
Flagship Station/Address: Longhorn Sports Network, 2312 San Gabriel St., Suite 200 Austin, TX 78703
Phone: (512) 478-1833, ext. 16

Longhorn Outlook

1999-2000 Record: 24-9, 13-3 in Big 12 (2nd)
Final 2000 National Ranking: 21st (ESPN/USA Today Coaches), 15 (AP)
2000 Postseason Play: NCAA Tournament, lost to LSU in second round
Lettermen Returning/Lost: 6/5
Starters Returning/Lost: 1/4

Top Returnees

Name	Pos.	Ht.	Wt.	Yr.	Pts.	Reb.
Darren Kelly	G	6-3	190	Sr.	10.0	3.1
Chris Owens	F	6-9	245	Jr.	9.4	5.6
Chris Ogden	F	6-7	215	So.	2.0	1.3

Top Newcomers

Name	Pos.	Ht.	Wt.	Yr.
Maurice Evans	G/F	6-5	220	Jr.
Brian Boddicker	F	6-9	225	Fr.
Royal Ivey	G	6-4	190	Fr.
Jason Klotz	C	6-10	235	Fr.
Brandon Mouton	G/F	6-5	210	Fr.
James Thomas	F	6-8	220	Fr.
Fredie Williams	G	5-11	178	Jr.

Key Losses

Name	Pos.	Ht.	Pts.	Reb.
Chris Mihm	C	7-0	17.7	10.5
Gabe Mouneke	F	6-7	13.7	6.3
Ivan Wagner	G	6-1	9.1	3.1
William Clay	G	6-2	7.6	3.4

Longhorn Schedule/Results

2000-2001 Schedule

Nov. 13	Navy*
Nov. 15	vs. California/Mississippi St.*
Nov. 22	Preseason NIT Semifinals*
Nov. 24	Preseason NIT Finals*
Nov. 28	Texas-San Antonio
Dec. 2	Southwest Texas State
Dec. 9	at South Florida#
Dec. 16	Texas A&M-Corpus Christi
Dec. 20	at Houston
Dec. 23	Illinois
Dec. 30	Utah
Jan. 6	Oklahoma State
Jan. 10	Kansas State
Jan. 13	at Nebraska
Jan. 15	UConn
Jan. 17	at Texas A&M
Jan. 20	Baylor
Jan. 24	at Oklahoma
Jan. 27	at Arizona
Jan. 30	Texas A&M
Feb. 3	at Kansas
Feb. 7	at Colorado
Feb. 10	Oklahoma
Feb. 13	Texas Tech
Feb. 17	at Oklahoma State
Feb. 21	at Baylor
Feb. 24	Iowa State
Feb. 26	Missouri
March 3	at Texas Tech
March 8-11	at Big 12 Tournament, Kansas City, Mo.

#-Dodge Shootout, Tampa, Fla.

1999-2000 Results (24-9, 13-3)

Nov. 20	vs. La.-Lafayette*	W	82-48
Nov. 25	vs. Arizona State#	W	88-71
Nov. 26	vs. DePaul#	W	68-64
Nov. 27	vs. Michigan State#	W	81-74
Dec. 4	Arizona	L	81-88
Dec. 7	at Wisconsin	L	45-61
Dec. 11	San Diego	W	76-66
Dec. 18	Wofford	W	89-57
Dec. 22	at Utah	L	73-79
Dec. 28	Niagara	W	85-48
Jan. 2	Houston	W	90-80
Jan. 6	Baylor	W	71-43
Jan. 10	at UConn	L	67-77
Jan. 12	at Texas A&M	W	78-51
Jan. 15	Oklahoma	W	79-66
Jan. 19	at Oklahoma State	L	65-73
Jan. 22	at Texas Tech	W	72-59
Jan. 25	Nebraska	W	82-55
Jan. 29	Colorado	W	75-65
Jan. 31	at Oklahoma	L	59-83
Feb. 5	at UMass	W	68-57
Feb. 9	Texas Tech	W	76-60
Feb. 12	at Missouri	W	66-63
Feb. 16	Oklahoma State	W	68-57
Feb. 19	at Baylor	W	60-38
Feb. 22	at Iowa State	L	77-89
Feb. 26	Texas A&M	W	85-58
Feb. 28	Kansas	W	68-54
Mar. 4	at Kansas State	W	99-70
Mar. 10	Colorado%	W	78-35
Mar. 11	Oklahoma%	L	65-81
Mar. 16	vs. Indiana State^	W	77-61
Mar. 18	LSU^	L	67-72

*-Black Coaches Association Freedom Classic

#-Puerto Rico Shootout, Bayamon, P.R.

%-Big 12 Tournament, Kansas City, Mo.

^-NCAA Tournament, Salt Lake City, Utah



Kansas Jayhawks

8 p.m. (ESPN+) ♦ Wednesday, January 17, 2001 ♦ Allen Fieldhouse ♦ Lawrence, Kan.
 2:30 p.m. (ABC) ♦ Sunday, February 25, 2001 ♦ Bob Devaney Sports Center ♦ Lincoln, Neb.

Jayhawk Schedule/Results

2000-2001 Schedule

Nov. 4	Emporia State
Nov. 9	Coaches vs. Cancer Classic (UCLA, Kentucky or St. Johns)
Nov. 10	Coaches vs. Cancer Classic (UCLA, Kentucky or St. Johns)
Nov. 17	North Dakota
Nov. 20	Boise State
Nov. 25	Washburn
Nov. 27	Middle Tennessee State
Nov. 30	Illinois State
Dec. 7	at Wake Forest
Dec. 12	at DePaul
Dec. 16	Tulsa
Dec. 23	at Ohio State
Dec. 30	vs. Southwest Missouri State*
Jan. 6	at Texas Tech
Jan. 13	at Oklahoma
Jan. 17	Nebraska
Jan. 20	Texas A&M
Jan. 22	at Colorado
Jan. 27	Kansas State
Jan. 29	at Missouri
Feb. 3	Texas
Feb. 5	Iowa State
Feb. 10	Oklahoma State
Feb. 12	at Baylor
Feb. 17	at Iowa State
Feb. 21	Colorado
Feb. 25	at Nebraska
Feb. 28	at Kansas State
March 4	Missouri
March 7-10	Big 12 Conference Tournament
	*Sprint Shootout, Kansas City, Mo.

1999-2000 Results (24-10, 11-5)

Nov. 19	Fairfield	W	91-71
Nov. 25	Georgia#	W	88-78
Nov. 26	Xavier#	W	111-70
Nov. 27	Georgia Tech#	W	84-70
Dec. 2	Pepperdine	W	76-61
Dec. 5	at Middle Tennessee St.	W	97-77
Dec. 7	#4 Michigan State	L	54-66
Dec. 11	Pittsburg State	W	96-71
Dec. 16	#12 Ohio State	W	80-67
Dec. 18	#20 Illinois	L	70-84
Dec. 22	Princeton	W	82-67
Dec. 30	Saint Louis	W	71-60
Jan. 4	Pennsylvania	W	105-59
Jan. 8	at Colorado	W	84-69
Jan. 12	Kansas State	W	87-79
Jan. 15	Nebraska	W	97-82
Jan. 17	at Texas A&M	W	78-57
Jan. 22	at Missouri	L	59-81
Jan. 24	Colorado	W	89-74
Jan. 29	at Iowa State	L	66-74
Feb. 3	at Iowa	L	69-77
Feb. 5	Texas Tech	W	87-62
Feb. 7	#14 Oklahoma State	L	53-86
Feb. 12	at Kansas State	W	94-65
Feb. 16	#14 Iowa State	L	62-64
Feb. 20	#20 Oklahoma	W	53-50
Feb. 23	at Nebraska	W	83-58
Feb. 26	Baylor	W	80-70
Feb. 28	at #16 Texas	L	54-68
Mar. 5	Missouri	W	83-82
Mar. 9	Kansas State	W	84-60
Mar. 10	#17 Oklahoma State	L	58-77
Mar. 17	Depaul* (ot)	W	81-77
Mar. 19	#1 Duke*	L	64-69
	#-Carrs/Safeway Great Alaska Shootout, Anchorage, Alaska		
	*-NCAA Tournament		



Roy Williams
Head Coach



Kenny Gregory
Guard/Forward

General Information

Location: Lawrence, Kan.
 Enrollment: 27,407
 Founded: 1866
 Nickname: Jayhawks
 Colors: Crimson and Blue
 Conference: Big 12
 Home Arena: Allen Fieldhouse (16,300)
 Chancellor: Dr. Robert Hemenway
 Athletic Director: Dr. Bob Frederick

Coaching Staff

Head Coach: Roy Williams (North Carolina '72)
 Career Record: 329-82 in 12 years
 Record at Kansas: 329-82 in 12 years
 Williams vs. NU: 19-8
 Basketball Office Phone: (785) 864-3056
 Best time to reach Williams: contact SID
 Assistant Coaches: Neil Dougherty, Joe Holladay, Ben Miller
 Basketball Trainer: Mark Cairns

Sports Information

SID Contact: Mitch Germann
 Office Phone: (785) 864-3417
 Home Phone: (785) 550-3140
 E-Mail Address: germesy@ukans.edu
 SID FAX Number: (785) 864-7944
 Press Row Phone: (785) 864-3417
 Web Site Address: www.kuathletics.com
 SID Mailing Address: Kansas Sports Information, 104 Allen Fieldhouse, Lawrence, KS 66045

Key Media Contacts

Local Beat Writer
 Gary Bedore, Lawrence Journal-World
 (785) 843-1000

Radio Network

Play-by-Play Announcer: Bob Davis
 Contact Person: Becky Martz
 Network/Address: Jayhawk Network, 250 Allen Fieldhouse, Lawrence, KS 66045
 Phone: (785) 864-7972
 Color: Max Falkenstien

Jayhawk Outlook

1999-2000 Record: 24-10, 11-5 in Big 12 (5th)
 Final 2000 National Ranking: None
 2000 Postseason Play: NCAA Tournament, lost to Duke in second round
 Lettermen Returning/Lost: 9/5
 Starters Returning/Lost: 5/0

Top Returnees

Name	Pos.	Ht.	Wt.	Yr.	Pts.	Reb.
Kenny Gregory	G/F	6-5	205	Sr.	12.8	4.4
Nick Collison	F	6-9	240	So.	10.5	6.9
Jeff Boschee	G	6-1	185	Jr.	10.0	1.7
Kirk Hinrich	G	6-3	180	So.	5.5	2.4
Eric Chenowith	C	7-1	260	Sr.	8.6	5.6

Top Newcomers

Name	Pos.	Ht.	Wt.	Yr.
Mario Kinsey	G	6-2	175	Fr.
Bryant Nash	F	6-6	190	Fr.
Chris Zerbe	F	6-5	230	Jr.

Key Losses

Name	Pos.	Ht.	Pts.	Reb.
Nick Bradford	G/F	6-7	7.6	4.8
Ashante Johnson	F	6-9	3.8	2.2
Marlon London	G	6-4	3.2	2.4
Lester Earl	F	6-8	1.3	1.6



Iowa State Cyclones

7:05 p.m. ♦ Saturday, January 20, 2001 ♦ Bob Devaney Sports Center ♦ Lincoln, Neb.

3 p.m. ♦ Saturday, March 3, 2001 ♦ Hilton Coliseum ♦ Ames, Iowa



Larry Eustachy
Head Coach



Jamaal Tinsley
Guard

Key Media Contacts

Local Beat Writer

Randy Peterson, Des Moines Register
(515) 284-8132

Radio Network

Play-by-Play Announcer: Pete Taylor

Color: Eric Heft

Radio Contact Person: Jim Waddelow

Flagship Station/Address: Cyclone Radio

Network, 4401 Westown Parkway,
Suite 224, West Des Moines, IA 50266

Phone: (515) 222-9393

Cyclone Outlook

1999-2000 Record: 32-5, 14-2 in Big 12 (1st)

Final 2000 National Ranking: 3rd (ESPN/USA
Today Coaches), 6th (AP)

2000 Postseason Play: NCAA Tournament
lost to Michigan State in quarterfinals

Lettermen Returning/Lost: 11/4

Starters Returning/Lost: 2/3

Top Returnees

Name	Pos.	Ht.	Wt.	Yr.	Pts.	Reb.
Jamaal Tinsley	G	6-3	175	Jr.	11.0	5.1
Kantrail Horton	G	6-1	225	Sr.	8.7	4.1
Paul Shirley	F	6-10	230	Sr.	7.7	4.4
Martin Rancik	F	6-8	230	Sr.	5.5	3.8

Top Newcomers

Name	Pos.	Ht.	Wt.	Yr.
Omar Bynum	F	6-7	230	So.
Shane Power	F	6-05	210	Fr.
Tyray Pearson	F	6-7	210	Jr.
Jake Sullivan	G	6-1	180	Fr.
Zack Fortune	G	6-2	185	Fr.

Key Losses

Name	Pos.	Ht.	Pts.	Reb.
Marcus Fizer	F	6-8	22.8	7.7
Stevie Johnson	F	6-4	9.1	6.1
Michael Nurse	G	6-1	12.5	2.7

General Information

Location: Ames, Iowa

Enrollment: 26,458

Founded: 1858

Nickname: Cyclones

Colors: Cardinal and Gold

Conference: Big 12

Home Arena: James H. Hilton Coliseum (14,044)

Interim President: Dr. Richard Seagrave

Interim Athletic Director: J. Elaine Hieber

Coaching Staff

Head Coach: Larry Eustachy
(Long Beach State, 1979)

Career Record: 206-106 in 10 years

Record at Iowa State: 47-20 in 2 years

Eustachy vs. NU: 3-2

Basketball Office Phone: (515) 294-8232

Best time to reach Eustachy: contact
basketball office

Associate Head Coaches: Terry Carroll,
Leonard Perry

Assistant Coach: Randy Brown

Basketball Trainer: Steve Condon

Sports Information

SID Contact: Mike Green

Office Phone: (515) 294-7019

Home Phone: (515) 268-3077

E-Mail Address: mgreen@iastate.edu

SID FAX Number: (515) 294-0558

Press Row Phone: (515) 294-6178

Web Site Address: www.cyclones.com

SID Mailing Address: ISU Media Relations

Office, 1800 South Fourth Street, Jacobson
Athletic Building, Ames, Iowa 50011



Cyclone Schedule/Results

2000-2001 Schedule

Nov. 21	Morningside
Nov. 24	Texas Southern
Nov. 27	Northern Iowa
Dec. 1	Southern*
Dec. 2	Southern Mississippi/Western Illinois*
Dec. 5	Tennessee Tech
Dec. 9	at Iowa
Dec. 17	Drake
Dec. 21	vs. Troy State#
Dec. 22	vs. BYU/Boise State#
Dec. 23	vs. TBA#
Dec. 30	Western Carolina
Jan. 2	Illinois-Chicago
Jan. 6	Oklahoma
Jan. 8	at Oklahoma State
Jan. 13	at Missouri
Jan. 16	Colorado
Jan. 20	at Nebraska
Jan. 25	Baylor
Jan. 28	at Texas A&M
Jan. 31	at Colorado
Feb. 3	Kansas State
Feb. 5	at Kansas
Feb. 11	Missouri
Feb. 17	Kansas
Feb. 21	at Kansas State
Feb. 24	at Texas
Feb. 28	Texas Tech
Mar. 3	Nebraska
Mar. 8-11	at Big 12 Tournament, Kansas City, Mo.

*-Tribune Cyclone Challenge

#-Pearl Harbor Classic, Honolulu, Hawaii

1999-2000 Results (32-5, 14-2)

11/15	Simon Fraser	W	79-54
11/19	at Drake	L	44-48
11/26	at Hawaii-Hilo*	W	108-72
11/27	vs. Arkansas*	W	77-71
11/28	vs. Cincinnati*	L	60-75
12/3	Mississippi Valley St.#	W	106-64
12/4	Sam Houston State#	W	84-69
12/8	Wisconsin-Milwaukee	W	78-64
12/11	Iowa	W	79-66
12/19	Northern Iowa	W	73-41
12/21	Idaho State^	W	89-49
12/22	TAMU-Corpus Christi^	W	86-64
12/28	Md.-Eastern Shore	W	81-52
1/2	Arkansas State	W	84-53
1/8	Missouri	W	86-81
1/12	at Nebraska	W	66-65
1/16	Colorado	W	86-72
1/19	at Kansas State	W	72-61
1/22	at Oklahoma (2ot)	L	75-80
1/26	Texas A&M	W	65-58
1/29	Kansas	W	74-66
2/2	Kansas State	W	85-67
2/9	at Missouri	W	72-62
2/12	Nebraska	W	87-65
2/16	at Kansas	W	64-62
2/19	at Colorado (ot)	L	90-102
2/22	Texas	W	89-77
2/26	Oklahoma State	W	72-61
3/1	at Texas Tech	W	87-79
3/4	at Baylor	W	75-54
3/10	vs. Baylor%	W	76-64
3/11	vs. Oklahoma St.%	W	68-64
3/12	vs. Oklahoma%	W	70-58
3/16	vs. Central Conn. State	W	88-78
3/18	vs. Auburn+	W	79-60
3/23	vs. UCLA+	W	80-56
3/25	vs. Michigan State+	L	64-75

*-Big Island Invitational, Hilo, Hawaii

#-Norwest Cyclone Challenge, Ames, Iowa

^-The Tribune Holiday Classic, Ames, Iowa

%-Big 12 Tournament, Kansas City, Mo.

+ -NCAA Tournament

Oklahoma Sooners

12:45 p.m. (ESPN+) ♦ Saturday, January 27, 2001 ♦ Lloyd Noble Center ♦ Norman, Okla.

Sooner Schedule/Results

2000-2001 Schedule

Nov. 17	Alcorn State*
Nov. 18	TBA*
Nov. 24	Montana State#
Nov. 25	TBA#
Nov. 26	TBA#
Dec. 2	at Mississippi
Dec. 9	North Texas
Dec. 16	Coppin State
Dec. 20	Southwest Texas State
Dec. 23	Arkansas
Dec. 29	Oral Roberts&
Dec. 30	TBA&
Jan. 6	at Iowa State
Jan. 9	Texas A&M
Jan. 13	Kansas
Jan. 17	Texas Tech
Jan. 20	at Kansas State
Jan. 24	Texas
Jan. 27	Nebraska
Jan. 31	at Baylor
Feb. 3	at Texas A&M
Feb. 7	Texas Tech
Feb. 10	at Texas
Feb. 14	at Oklahoma State
Feb. 17	Baylor
Feb. 19	at Missouri
Feb. 24	at Maryland
Feb. 28	Colorado
March 3	Oklahoma State
March 8-11	at Big 12 Tournament, Kansas City, Mo.

*-Sooner Holiday Classic, Norman, Okla.
 #-Big Island Invitational, Hilo, Hawaii
 &-Touchstone Energy All-College
 Tournament, Oklahoma City, Okla.

1999-2000 Results (27-7, 12-4)

Nov. 19	vs. Montana State*	W	91-76
Nov. 20	vs. George Washington*	W	73-54
Nov. 21	vs. California*	W	75-58
Nov. 26	San Diego**	W	68-61
Nov. 27	UC-Irvine**	W	80-68
Dec. 4	Mississippi	W	81-73
Dec. 7	at Arkansas	W	66-52
Dec. 11	Arkansas-Little Rock	W	80-56
Dec. 18	Georgia Southern	W	102-63
Dec. 22	Cincinnati	L	57-72
Dec. 29	vs. Mount St. Mary's%	W	94-41
Dec. 30	vs. Arkansas State%	W	64-51
Jan. 3	Lamar	W	67-63
Jan. 8	Texas A&M	W	78-53
Jan. 11	Baylor	W	76-43
Jan. 15	at Texas	L	66-79
Jan. 19	at Colorado	L	80-88
Jan. 22	Iowa State (2ot)	W	80-75
Jan. 29	at Texas Tech	W	78-61
Jan. 31	Texas	W	83-59
Feb. 5	at Baylor	W	68-59
Feb. 8	Kansas State	W	85-64
Feb. 12	Oklahoma State	L	71-74
Feb. 14	at Nebraska	W	62-54
Feb. 20	at Kansas	L	50-53
Feb. 23	Texas Tech	W	93-65
Feb. 26	Missouri	W	83-56
March 1	at Texas A&M	W	77-59
March 4	at Oklahoma State	W	59-56
March 10	vs. Missouri^	W	84-80
March 11	vs. Texas^	W	81-65
March 12	vs. Iowa State^	L	58-70
March 16	vs. Winthrop+	W	74-50
March 18	vs. Purdue+	L	62-66

*-Top of the World Classic, Fairbanks, Alaska
 **-Sooner Holiday Classic, Norman, Okla.
 %-All-College Tourney, Oklahoma City, Okla.
 ^-Big 12 Tournament, Kansas City, Mo.
 +-NCAA Tournament



Kelvin Sampson
Head Coach



Nolan Johnson
Guard

General Information

Location: Norman, Okla.
 Enrollment: 25,000
 Founded: 1890
 Nickname: Sooners
 Colors: Crimson and Cream
 Conference: Big 12
 Home Arena: Lloyd Noble Center (11,100)
 President: David L. Boren
 Athletic Director: Joe Castiglione

Coaching Staff

Head Coach: Kelvin Sampson
 (Pembroke State, 1978)
 Career Record: 306-210 in 17 years
 Record at Oklahoma: 130-62 in six years
 Sampson vs. NU: 5-3
 Basketball Office Phone: (405) 325-4732
 Best time to reach Sampson: Weekday mornings
 Assistant Coaches: Ray Lopes, Jim Shaw,
 Bennie Seltzer
 Basketball Trainer: Alex Brown

Sports Information

SID Contact: Mike Houck
 Office Phone: (405) 325-8231
 Home Phone: (405) 447-2731
 E-Mail Address: mhouck@ou.edu
 SID FAX Number: (405) 325-7623
 Press Row Phone: (405) 325-1024
 Web Site Address: www.soonersports.com
 SID Mailing Address: Room 235, Oklahoma
 Memorial Stadium, 180 West Brooks,
 Norman, OK 73019

Key Media Contacts

Local Beat Writer
 Mac Bentley, Daily Oklahoman (405) 475-3314

Radio Network

Play-by-Play Announcer: Bob Barry, Sr.
 Color: Mark Mathew
 Contact Person: Michael Dean
 Flagship Station/Address: KOMA-AM
 Box 6000, Moore, OK 73153
 Phone: (405) 271-6330

Sooner Outlook

1999-2000 Record: 27-7, 12-4 (tie, 3rd)
 Final 2000 National Ranking: 19th (ESPN/
 USA Today Coaches Poll), 12th (AP)
 2000 Postseason Play: NCAA Tournament,
 lost to Purdue in second round
 Lettermen Returning/Lost: 7/5
 Starters Returning/Lost: 3/2

Top Returnees

Name	Pos.	Ht.	Wt.	Yr.	Pts.	Reb.
J.R. Raymond	G	6-2	175	Jr.	13.4	3.3
Nolan Johnson	G	6-4	220	Sr.	10.0	5.1
Hollis Price	G	6-1	170	So.	7.2	2.2
Tim Heskett	G	6-1	180	Sr.	7.4	1.5
Kelly Newton	G	6-2	190	Sr.	6.3	1.5
Jameel Heywood	F	6-6	230	Sr.	3.2	2.9

Top Newcomers

Name	Pos.	Ht.	Wt.	Yr.
Ronnie Griffin	F	6-9	235	Jr.
Aaron McGhee	F	6-8	245	Jr.
Daryan Selvy	F	6-6	215	Jr.
Jozsef Szendrei	C	6-9	240	Jr.
Johnnie Gilbert	F	6-7	220	Fr.
Blake Johnston	G	6-1	175	Fr.

Key Losses

Name	Pos.	Ht.	Pts.	Reb.
Eduardo Najera	F	6-8	18.4	9.2
Renzi Stone	F/C	6-10	4.4	3.9
Victor Avila	C	6-10	5.2	4.4



Kansas State Wildcats

8 p.m. ♦ Tuesday, January 8, 2001 ♦ Bramlage Coliseum ♦ Manhattan, Kan.
7:05 p.m. ♦ Wednesday, February 14, 2001 ♦ Bob Devaney Sports Center ♦ Lincoln, Neb.



Jim Woolridge
Head Coach



Travis Reynolds
Forward

Key Media Contacts

Local Beat Writer
Mark Janssen, Manhattan Mercury
(785) 776-2300, ext. 244

Radio Network
Play-by-Play Announcer: Greg Sharpe
Color: Ben Boyle
Contact Person: Ed O'Donnell
Flagship Station/Address: Wildcat Radio
Network, Box 119, Topeka, KS, 66601
Phone: (785) 272-3456

Wildcat Outlook

1999-2000 Record: 9-19, 2-14 Big 12 (12th)
Final 2000 National Ranking: None
2000 Postseason Play: None
Lettermen Returning/Lost: 8/4
Starters Returning/Lost: 2/3

Top Returnees

Name	Pos.	Ht.	Wt.	Yr.	Pts.	Reb.
Kelvin Howell	C	6-9	240	Sr.	8.0	7.3
Travis Reynolds	F	6-7	210	Jr.	5.3	6.1
Quentin Buchanan	G	6-7	200	So.	4.5	3.1

Top Newcomers

Name	Pos.	Ht.	Wt.	Yr.
Larry Reid	G	6-0	170	Jr.
Matt Siebrandt	F	6-8	240	So.
Richie Terry	G	6-3	210	So.
Tony Atchison	G	6-1	170	Jr.

Key Losses

Name	Pos.	Ht.	Pts.	Reb.
Cortez Grovesa	G	6-5	16.1	2.1
Tony Kitt	F	6-8	12.6	9.1
Josh Reid	G/F	6-6	7.1	2.3

General Information

Location: Manhattan, Kan.
Enrollment: 21,543
Founded: 1863
Nickname: Wildcats
Colors: Purple and White
Conference: Big 12
Home Arena: Bramlage Coliseum (13,500)
President: Dr. Jon Wefald
Athletic Director: Max Urick

Coaching Staff

Head Coach: Jim Wooldridge
(Louisiana Tech, 1977)
Career Record: 229-147 (13 years)
Record at Kansas State: first year
Wooldridge vs. NU: first meeting
Basketball Office Phone: (785) 532-6531
Best time to reach Wooldridge: contact SID
Assistant Coaches: Mike Miller, Charles Baker,
Robbie Laing
Basketball Trainer: Daren Badura

Sports Information

SID Contact: Shawn Nestor
Office Phone: (785) 532-7708
Home Phone: (785) 537-2815
E-Mail Address: snestor@ksu.edu
SID FAX Number: (785) 532-6093
Press Row Phone: (785) 539-3423
Web Site Address: www.k-statesports.com
SID Mailing Address: 1800 College Ave.,
Bramlage Coliseum, Suite 144,
Manhattan, KS 66502



Wildcat Schedule/Results

2000-2001 Schedule

Nov. 18	Texas-San Antonio
Nov. 21	at Wichita State
Nov. 28	Tennessee State
Dec. 2	Illinois
Dec. 5	at Mississippi
Dec. 9	at Old Dominion
Dec. 16	Eastern Washington
Dec. 20	Hampton
Dec. 23	Iowa
Dec. 30	at Memphis
Jan. 2	Texas-Pan American
Jan. 6	at Texas A&M
Jan. 10	at Texas
Jan. 13	Baylor
Jan. 16	Missouri
Jan. 20	Oklahoma
Jan. 27	at Kansas
Jan. 30	Nebraska
Feb. 3	at Iowa State
Feb. 7	at Missouri
Feb. 10	Colorado
Feb. 14	at Nebraska
Feb. 18	Texas Tech
Feb. 21	Iowa State
Feb. 24	at Oklahoma State
Feb. 28	Kansas
Mar. 3	at Colorado
Mar. 8-11	at Big 12 Tournament, Kansas City, Mo.

1999-2000 Results (9-19, 2-14)

Nov. 16	at Arizona*	L	69-88
Nov. 21	Northwestern State	W	76-71
Nov. 29	Texas-San Antonio	W	86-75
Dec. 1	Saint Louis	W	69-68
Dec. 4	New Orleans	W	62-47
Dec. 8	Memphis	W	62-61
Dec. 11	at Illinois	L	48-81
Dec. 19	at Loyola-Chicago	L	64-69
Dec. 22	Old Dominion	W	68-64
Dec. 29	at Georgia State	W	74-61
Jan. 4	Long Beach State	L	64-70
Jan. 8	Nebraska	W	97-79
Jan. 12	at Kansas	L	79-87
Jan. 15	at Missouri	L	56-73
Jan. 19	Iowa State	L	61-72
Jan. 22	at Colorado	L	70-78
Jan. 26	Oklahoma State	L	56-71
Jan. 29	at Nebraska	L	72-81
Feb. 2	at Iowa State	L	67-85
Feb. 5	Colorado	L	63-67
Feb. 8	at Oklahoma	L	63-67
Feb. 12	Kansas	L	65-94
Feb. 19	Missouri	L	74-84
Feb. 23	Texas A&M	W	81-76
Feb. 26	at Texas Tech	L	64-75
Mar. 1	at Baylor	L	66-67
Mar. 4	Texas	L	70-99
Mar. 9	vs. Kansas^	L	60-84

*-Preseason NIT

^-Big 12 Tournament, Kansas City, Mo.

Colorado Buffaloes

1:05 p.m. ♦ Saturday, February 3, 2001 ♦ Bob Devaney Sports Center ♦ Lincoln, Neb.
3 p.m. (ESPN+) ♦ Saturday, February 17, 2001 ♦ Coors Events/Conference Center ♦ Boulder, Colo.

Buffalo Schedule/Results

2000-2001 Schedule

Nov. 16	Alaska-Fairbanks*
Nov. 18	Jackson State/Austin Peay*
Nov. 19	(Davidson/Santa Clara/South Florida/Utah State)*
Nov. 26	St. Joseph's
Nov. 28	Loyola Marymount
Dec. 3	Texas-Arlington
Dec. 6	at St. Mary's
Dec. 9	at California
Dec. 13	UMKC
Dec. 23	Colorado State
Dec. 28	Murray State
Dec. 30	vs. TBA
Jan. 2	CoppinState
Jan. 6	at Baylor
Jan. 10	Missouri
Jan. 13	Texas A&M
Jan. 16	at Iowa State
Jan. 20	at Texas Tech
Jan. 22	Kansas
Jan. 27	Oklahoma State
Jan. 31	Iowa State
Feb. 3	at Nebraska
Feb. 7	Texas
Feb. 10	at Kansas State
Feb. 14	at Missouri
Feb. 17	Nebraska
Feb. 21	at Kansas
Feb. 28	at Oklahoma
March 3	Kansas State
March 8-11	Big 12 Tournament Kansas City, Mo.

* Top of the World Classic, Fairbanks, Alaska

1999-2000 Results (18-14, 7-9)

11/19	St. Mary's	W	67-56
11/23	Regis	W	85-47
11/25	Yale	W	65-50
11/28	at Va. Commonwealth (ot)	L	78-82
12/4	California	W	80-62
12/8	at Colorado State	L	57-79
12/18	Eastern Washington	W	79-61
12/21	New Mexico State	W	76-53
12/27	vs. Villanova	W	79-56
12/29	at Hawaii	L	74-76
12/30	vs. Gonzaga	W	81-77
1/4	at Denver	W	73-49
1/8	Kansas	L	69-84
1/12	at Missouri	L	86-100
1/16	at Iowa State	L	72-86
1/19	Oklahoma	W	88-80
1/22	Kansas State	W	78-70
1/24	at Kansas	L	74-89
1/29	at Texas	L	65-76
2/2	Missouri	L	81-86
2/5	at Kansas State	W	67-63
2/8	Nebraska	W	70-58
2/11	at Texas A&M	L	69-74
2/15	Texas-Pan American	W	79-64
2/19	Iowa State (ot)	W	102-90
2/23	Baylor	W	95-75
2/26	at Nebraska	L	64-69
3/1	at Oklahoma State	L	60-96
3/4	Texas Tech	W	88-67
3/9	*vs. Texas A&M	W	79-53
3/10	*vs. Texas	L	35-78
3/16	%Southern Illinois	L	92-94

*-Big 12 Tournament, Kansas City, Mo.

%-NIT



Ricardo Patton
Head Coach



Jamahl Mosley
Forward

General Information

Location: Boulder, Colo.
Enrollment: 28,373
Founded: 1876
Nickname: Buffaloes
Colors: Silver, Gold and Black
Conference: Big 12
Home Arena: Coors Events/Conference Center (11,076)
President: Dr. Elizabeth Hoffman
Athletic Director: Richard Tharp

Coaching Staff

Head Coach: Ricardo Patton (Belmont, 1980)
Career Record: 75-62 in five years
Record at Colorado: 75-62 in five years
Patton vs. NU: 3-6
Basketball Office Phone: (303) 492-6877
Best time to reach Patton: through SID
Assistant Coaches: David Moe, Terry Dunn,
Larry Gay
Basketball Trainer: Kenny Boyd

Sports Information

SID Contact: Brad Sutton
Office Phone: (303) 492-5626
Home Phone: (720) 855-6620
E-Mail Address: cubrad@hotmail.com
SID FAX Number: (303) 492-3811
Press Row Phone: (303) 492-1552
Web Site Address: <http://www.cu-sports.com>
SID Mailing Address: Campus Box 357,
Boulder, CO, 80309

Key Media Contacts

Local Beat Writer
Chris Dempsey, Boulder Daily Camera
(303) 337-1815
Adam Thompson, Denver Post
(720) 406-7555
B.G. Brooks, Rocky Mountain News
(303) 258-7311

Radio Network

Play-by-Play Announcer: Larry Zimmer
Color: Jim Ryan
Flagship Station/Address: 1380 Lawrence St.,
Suite 1300, Denver, CO, 80204
Phone: 303-892-4880

Buffalo Outlook

1999-2000 Record: 18-14, 7-9 in Big 12 (7th)
Final 2000 National Ranking: None
2000 Postseason Play: NIT, lost to Southern
Illinois in first round
Lettermen Returning/Lost: 7/5
Starters Returning/Lost: 3/2

Top Returnees

Name	Pos.	Ht.	Wt.	Yr.	Pts.	Reb.
Jamahl Mosley	F	6-8	225	Sr.	14.0	7.1
Richard Fox	C	6-10	250	So.	6.5	6.6
Stephane Pelle	F	6-8	235	So.	8.5	6.8
Nick Mohr	G	6-4	190	Jr.	8.6	2.5

Top Newcomers

Name	Pos.	Ht.	Wt.	Yr.
Chevis Brimmer	G	5-11	165	Fr.
Justin Harbart	G	6-1	190	Fr.
Michel Morandais	G/F	6-5	200	Fr.
Blair Wilson	F/G	6-7	230	Fr.

Key Losses

Name	Pos.	Ht.	Pts.	Reb.
Jaquay Walls	G	6-3	17.0	3.2
Will Smith	F	6-6	6.3	2.6



Oklahoma State Cowboys

7:05 p.m. ♦ Tuesday, February 6, 2001 ♦ Bob Devaney Sports Center ♦ Lincoln, Neb.



Eddie Sutton
Head Coach



Fredrik Jonzen
Forward

General Information

Location: Stillwater, Okla.
Enrollment: 21,216
Founded: 1890
Nickname: Cowboys
Colors: Orange and Black
Conference: Big 12
Home Arena: Gallagher-Iba Arena (13,611)
President: Dr. James Halligan
Athletic Director: Terry Don Phillips

Coaching Staff

Head Coach: Eddie Sutton
(Oklahoma State, '58)
Career Record: 659-257 in 30 years
Record at OSU: 229-95 in 10 years
Sutton vs. NU: 15-7
Basketball Office Phone: (405) 744-5845
Best time to reach Sutton: Weekday mornings
Assistant Coaches: Sean Sutton, Kyle Keller,
Glynn Cyprien
Basketball Trainer: Brian Luinstra

Sports Information

SID Contact: Will Hancock
Office Phone: (405) 707-7832
Home Phone: (405) 377-2569
E-Mail Address: willh@okstate.edu
SID FAX Number: (405) 743-0256
Press Row Phone: (405) 744-5757
Web Site Address: www.okstate.edu
SID Mailing Address: 202 Gallagher-Iba
Arena, Stillwater, OK 74078

Key Media Contacts

Local Beat Writer
Bob Hersom, Daily Oklahoman
(405) 475-3314

Radio Network

Play-by-Play Announcer: Bill Teegins
Color/Coordinator: Tom Dirato
Flagship Station/Address: 104 Gallagher-Iba
Arena, Stillwater, OK 74078
Phone: (405) 744-5933

Cowboy Outlook

1999-2000 Record: 27-7, 12-4 in Big 12 (tied, 3rd)
Final 2000 National Ranking: 6th (USA Today/
ESPN Coaches Poll), 14th (AP)
2000 Postseason Play: NCAA Tournament,
lost to Florida in regional finals
Lettermen Returning/Lost: 3/8
Starters Returning/Lost: 1/4

Top Returnees

Name	Pos.	Ht.	Wt.	Yr.	Pts.	Reb.
Fredrik Jonzen	F	6-10	230	Jr.	9.2	7.0
Andre Williams	F	6-7	210	So.	3.5	4.1
Jason Keep	C	6-10	290	Jr.	2.0	1.0

Top Newcomers

Name	Pos.	Ht.	Wt.	Yr.
David Anderson	F	6-8	200	Fr.
Maurice Baker	G	6-1	175	Jr.
Terrence Crawford	F	6-6	220	Fr.
Ellis Kidd	G	6-4	190	Fr.
Jack Marlow	C	6-11	300	Fr.
Ivan McFarlin	F	6-8	210	Fr.
Melvin Sanders	G/F	6-5	215	So.

Key Losses

Name	Pos.	Ht.	Pts.	Reb.
Joe Adkins	G	6-1	11.1	3.5
Glendon Alexander	G/F	6-3	11.7	2.4
Doug Gottlieb	G	6-1	5.9	2.5
Desmond Mason	F	6-5	18.0	6.6
Brian Montonati	F	6-10	12.1	7.2
Alex Webber	F	6-10	4.4	3.0

Cowboy Schedule/Results

2000-2001 Schedule

Nov. 21	UMKC
Nov. 28	at North Texas
Dec. 2	vs. UNLV
Dec. 6	at Wichita State
Dec. 9	vs. Arkansas
Dec. 16	at Northwestern State
Dec. 19	Arkansas-Little Rock
Dec. 22	Lamar
Dec. 30	at San Diego State
Jan. 3	Texas-San Antonio
Jan. 6	at Texas
Jan. 8	Iowa State
Jan. 13	Texas Tech
Jan. 17	at Baylor
Jan. 20	St. Gregory's
Jan. 24	Texas A&M
Jan. 27	at Colorado
Jan. 30	at Texas Tech
Feb. 3	Missouri
Feb. 6	at Nebraska
Feb. 10	at Kansas
Feb. 14	Oklahoma
Feb. 17	Texas
Feb. 21	at Texas A&M
Feb. 24	Kansas State
Feb. 27	Baylor
March 3	at Oklahoma
March 8-11	at Big 12 Tournament, Kansas City, Mo.

1999-2000 Results (27-7, 12-4)

Nov. 19	Appalachian State*	W	87-75
Nov. 20	Idaho*	W	81-50
Nov. 23	at Arkansas-Little Rock	W	93-64
Nov. 27	North Texas	W	103-65
Dec. 1	Wichita State	W	68-56
Dec. 4	Texas-San Antonio	W	87-66
Dec. 12	vs. San Diego State**	W	97-63
Dec. 15	Alcorn State	W	79-53
Dec. 18	at UNLV#	W	89-75
Dec. 21	at Washington	W	84-72
Dec. 30	vs. LSU@	L	53-63
Jan. 5	Langston	W	125-65
Jan. 8	Texas Tech	W	55-47
Jan. 15	at Baylor	W	56-41
Jan. 19	Texas	W	73-65
Jan. 22	at Texas A&M	L	59-64
Jan. 26	at Kansas State	W	71-56
Jan. 30	Baylor	W	67-51
Feb. 2	at Texas Tech	W	63-59
Feb. 5	Texas A&M	W	87-55
Feb. 7	Kansas	W	86-53
Feb. 12	at Oklahoma	W	74-71
Feb. 16	at Texas	L	57-68
Feb. 19	Nebraska	W	94-55
Feb. 21	at Missouri	W	84-72
Feb. 26	at Iowa State	L	61-72
March 1	Colorado	W	96-60
March 4	Oklahoma	L	56-59
March 10	vs. Kansas^	W	77-58
March 11	vs. Iowa State^	L	64-68
March 17	vs. Hofstra+	W	86-66
March 19	Pepperdine+	W	75-67
March 24	vs. Seton Hall+	W	68-66
March 26	vs. Florida+	L	65-77

*-America's Youth Classic, Stillwater, Okla.

**-at the Myriad, Oklahoma City, Okla.

#-Las Vegas Showdown, Las Vegas, Nevada

@-Sugar Bowl Classic, New Orleans, La.

^-Big 12 Tournament, Kansas City, Mo.

+-NCAA Tournament



Baylor Bears

5 p.m. (FOX SW) ♦ Saturday, February 10, 2001 ♦ Ferrell Center ♦ Waco, Texas

Bear Schedule/Results

2000-2001 Schedule

Nov. 22	Arkansas-Pine Bluff
Nov. 25	Hardin-Simmons
Dec. 2	Arkansas-Little Rock
Dec. 9	St. Edwards
Dec. 16	at Cal State Fullerton
Dec. 19	Grambling
Dec. 21	Liberty
Dec. 23	at North Texas
Dec. 28	Rice
Dec. 30	Montana
Jan. 2	Texas Southern
Jan. 6	Colorado
Jan. 9	at Texas Tech
Jan. 13	at Kansas State
Jan. 17	Oklahoma State
Jan. 20	at Texas
Jan. 24	at Iowa State
Jan. 31	Oklahoma
Feb. 3	Texas Tech
Feb. 6	at Texas A&M
Feb. 10	Nebraska
Feb. 12	Kansas
Feb. 17	at Oklahoma
Feb. 21	Texas
Feb. 24	at Missouri
Feb. 27	at Oklahoma State
Mar. 3	Texas A&M
Mar. 8-11	at Big 12 Tournament, Kansas City, Mo.

1999-2000 Results (14-15, 4-12)

Nov. 20	Eastern Washington	W	68-61
Nov. 24	North Carolina A&T	W	92-70
Nov. 27	McNeese State	W	78-55
Nov. 30	Alaska-Fairbanks	W	82-48
Dec. 4	Creighton (ot)	L	76-77
Dec. 7	Sam Houston State	L	64-81
Dec. 11	Marquette (ot)	W	72-68
Dec. 18	at Jacksonville	W	82-71
Dec. 21	North Texas	W	91-74
Dec. 28	Southern	W	78-63
Dec. 31	Arkansas-Pine Bluff	W	72-45
Jan. 6	at Texas	L	43-71
Jan. 11	at Oklahoma	L	43-76
Jan. 15	Oklahoma State	L	41-56
Jan. 18	Missouri	L	72-74
Jan. 22	at Nebraska	L	55-69
Jan. 26	Texas Tech	W	71-57
Jan. 30	at Oklahoma State	L	51-67
Feb. 2	at Texas A&M	W	81-75
Feb. 5	Oklahoma	L	59-68
Feb. 12	at Texas Tech	L	68-79
Feb. 16	Texas A&M	W	63-54
Feb. 19	Texas	L	38-60
Feb. 23	at Colorado	L	75-95
Feb. 26	at Kansas	L	70-80
Mar. 1	Kansas State	W	67-66
Mar. 4	Iowa State	L	54-75
Mar. 9	*Nebraska	W	63-55
Mar. 10	*Iowa State	L	64-76

*-Big 12 Tournament, Kansas City, Mo.



Dave Bliss
Head Coach



Terry Black
Forward

General Information

Location: Waco, Texas
 Enrollment: 13,334
 Founded: 1845
 Nickname: Bears
 Colors: Green and Gold
 Conference: Big 12
 Home Arena: The Ferrell Center (10,284)
 President: Dr. Robert B. Sloan, Jr.
 Athletic Director: Tom Stanton

Coaching Staff

Head Coach: Dave Bliss (Cornell, 1965)
 Career Record: 479-286 in 25 years
 Record at Baylor: 14-15 in 1 year
 Bliss vs. Nebraska: 7-10
 Basketball Office Phone: (254) 710-3096
 Best time to reach Bliss: Weekday mornings
 Assistant Coaches: Doug Ash, Kevin Lewis, Brian O'Neill
 Basketball Trainer: Jerry Pate

Sports Information

SID Contact: Heath Nielsen
 Office Phone: (254) 710-2743
 Home Phone: (254) 420-1249
 E-Mail Address: heath_nielsen@baylor.edu
 SID FAX Number: (254) 710-1369
 Press Row Phone: (254) 710-3955
 Web Site Address: www.GoBaylorBears.com
 SID Mailing Address: 150 Bear Run, Waco, Texas 76711

Key Media Contacts

Local Beat Writer
 John Werner, Waco Tribune-Herald
 (254) 757-5710

Radio Network
 Play-by-Play Announcer: John Morris
 Flagship Station/Address: KKTK,
 150 Bear Run, Waco, TX 76711
 Phone: (254) 710-1234
 Color: Pat Nunley

Bear Outlook

1999-2000 Record: 14-15, 4-12 in Big 12 (t-8th)
 Final 2000 National Ranking: None
 2000 Postseason Play: None
 Lettermen Returning/Lost: 6/5
 Starters Returning/Lost: 2/3

Top Returnees

Name	Pos.	Ht.	Wt.	Yr.	Pts.	Reb.
DeMarcus Minor	G	6-4	215	Sr.	11.4	4.4
Terry Black	F	6-5	210	Sr.	11.2	7.7
Wendell Greenleaf	G	6-2	190	So.	4.1	1.3
John Flippen	C	7-2	290	So.	2.3	2.7

Top Newcomers

Name	Pos.	Ht.	Wt.	Yr.
Mike DeGrate	F	6-7	215	Fr.
Matt Sayman	G	6-3	195	Fr.
Shon Robinson	G	6-1	185	Jr.
Chad Elsey	G	6-6	205	Jr.
Logan Kosmalski	F	6-8	225	Fr.

Key Losses

Name	Pos.	Ht.	Pts.	Reb.
Tevis Stukes	G	5-11	17.6	2.4
Jamie Kendrick	F	6-8	8.8	5.9
Ben Echols	C	6-11	6.6	6.7
David Jones	G	6-6	4.8	2.0



Texas Tech Red Raiders

7 p.m. ♦ Wednesday, February 21, 2001 ♦ United Spirit Arena ♦ Lubbock, Texas



James Dickey
Head Coach



Cliff Owens
Forward

General Information

Location: Lubbock, Texas
Enrollment: 22,078
Founded: 1923
Nickname: Red Raiders
Colors: Scarlet and Black
Conference: Big 12
Home Arena: United Spirit Arena (15,050)
Chancellor: John T. Monford
Athletic Director: Gerald Myers

Coaching Staff

Head Coach: James Dickey
(Central Arkansas, 1976)
Career Record: 157-105 in nine years
Record at Texas Tech: same
Dickey vs. NU: 2-3
Basketball Office Phone: (806) 742-3355
Best time to reach Dickey: contact SID
Assistant Coaches: Alvin Brooks, Shanon Hays,
Will Flemons
Basketball Trainer: Jon Murray

Sports Information

SID Contact: Chris Cook
Office Phone: (806) 742-2770
Home Phone: (806) 748-7702
E-Mail Address: chris.cook@ttu.edu
SID FAX Number: (806) 742-1970
Press Row Phone: (806) 742-3688
Web Site Address: www.texastech.com
SID Mailing Address: Texas Tech Media
Relations, Box 43021, Red Raider Avenue,
Lubbock, TX 79409-3021

Key Media Contacts

Local Beat Writer
Randy Rosetta, Lubbock Avalanche-Journal
(806) 762-8844

Radio Network
Play-by-Play Announcer: Jack Dale
Radio Contact Person: Loyd Senn
Flagship Station/Address: P.O. Box 6060
Lubbock, TX 79493
Phone: (806) 783-3000

Red Raider Outlook

1999-2000 Record: 12-16, 3-13 (11th)
Final 2000 National Ranking: none
2000 Postseason Play: none
Lettermen Returning/Lost: 6/4
Starters Returning/Lost: 1/4

Top Returnees

Name	Pos.	Ht.	Wt.	Yr.	Pts.	Reb.
Andy Ellis	C	6-11	225	Jr.	16.9	8.9
Cliff Owens*	F	6-8	240	Sr.	10.4	7.0
Jayson Mitchell	G	6-4	195	Sr.	7.5	4.1
Moses Malone	G	6-4	205	Jr.	3.7	2.2
Johnny Phillips	C	6-9	235	Sr.	1.7	1.6

*missed '99-00 season following ankle surgery, stats (1998-99)

Top Newcomers

Name	Pos.	Ht.	Wt.	Yr.
Radney Bass	G/F	6-5	200	Fr.
Jamal Brown	G	6-0	185	Jr.
Andre Emmett	G	6-5	205	Fr.
Brannon Hayes	F	6-8	200	Fr.
Mikey Marshall	G	6-4	195	Fr.
Marcus Shropshire	G	6-0	200	Fr.

Key Loss

Name	Pos.	Ht.	Pts.	Reb.
Rayford Young	G	5-11	17.8	4.0
Mario Layne	F	6-7	12.7	5.1
James Ware	G	6-5	11.3	2.9
Brodney Kennard	F	6-8	6.6	7.0

Red Raider Schedule/Results

2000-2001 Schedule


Nov. 22	Prairie View A&M
Nov. 25	at Louisiana-Lafayette
Nov. 28	UAB
Dec. 2	Stephen F. Austin
Dec. 5	UTEP
Dec. 8	vs. Ball State*
Dec. 9	vs. Indiana/Western Michigan*
Dec. 18	TAMU-Corpus Christi
Dec. 21	at Oral Roberts
Dec. 28	at TCU
Jan. 2	New Mexico State
Jan. 6	Kansas
Jan. 9	Baylor
Jan. 13	at Oklahoma State
Jan. 16	Oklahoma
Jan. 20	Colorado
Jan. 27	at Missouri
Jan. 30	Oklahoma State
Feb. 3	at Baylor
Feb. 7	at Oklahoma
Feb. 10	Texas A&M
Feb. 13	at Texas
Feb. 18	at Kansas State
Feb. 21	Nebraska
Feb. 24	at Texas A&M
Feb. 28	at Iowa State
Mar. 3	Texas
Mar. 8-11	Big 12 Tournament, Kansas City, Mo.

*-Indiana Classic, Bloomington, Ind.

1999-2000 Results (12-16, 3-13)

11/19	Indiana	L	60-88
11/24	at TAMU-Corpus Christi	W	96-83
11/27	at Texas-El Paso	W	75-74
12/1	North Texas	W	100-70
12/4	Louisiana-Lafayette	W	67-54
12/8	at Stephen F. Austin	W	80-56
12/17	at New Mexico State	L	75-84
12/21	Southwest Texas State	W	77-68
12/29	Oral Roberts	W	84-70
1/3	Prairie View A&M	W	82-62
1/8	at Oklahoma State	L	47-55
1/10	Centenary	W	51-41
1/15	Texas A&M	L	86-88
1/19	at Nebraska	L	67-70
1/22	Texas	L	59-72
1/26	at Baylor	L	57-71
1/29	Oklahoma	L	61-78
2/2	Texas	L	59-72
2/5	at Kansas	L	62-87
2/9	at Texas	L	60-76
2/12	Baylor	W	79-68
2/15	Missouri	L	76-86
2/19	at Texas A&M	W	76-64
2/23	at Oklahoma	L	65-93
2/26	Kansas State	W	75-64
3/1	Iowa State	L	79-87
3/4	at Colorado	L	67-88
3/9	*Missouri	L	47-80

*-Big 12 Tournament, Kansas City, Mo.



Texas A&M Aggies

7:05 p.m. ♦ Wednesday, February 28, 2001 ♦ Bob Devaney Sports Center ♦ Lincoln, Neb.

Aggie Schedule/Results

2000-2001 Schedule

Nov. 18	at George Washington
Nov. 20	North Texas
Nov. 26	Birmingham Southern
Nov. 29	Morris Brown
Dec. 2	at Virginia Commonwealth
Dec. 5	Lamar
Dec. 9	vs. North Carolina
Dec. 22	at Long Beach State
Dec. 27	vs. Saint Louis*
Dec. 29	vs. Hawaii/Manhattan*
Dec. 30	TBA*
Jan. 4	Centenary
Jan. 6	Kansas State
Jan. 9	at Oklahoma
Jan. 13	at Colorado
Jan. 17	Texas
Jan. 20	at Kansas
Jan. 24	at Oklahoma State
Jan. 28	Iowa State
Jan. 30	at Texas
Feb. 3	Oklahoma
Feb. 6	Baylor
Feb. 10	at Texas Tech
Feb. 14	Texas-Pan American
Feb. 17	Missouri
Feb. 21	Oklahoma State
Feb. 24	Texas Tech
Feb. 28	at Nebraska
March 3	at Baylor
March 8-11	at Big 12 Tournament, Kansas City, Mo.

*-Outrigger Hotels Rainbow Classic, Honolulu, Hawaii

1999-2000 Results (8-20, 4-12)

Nov. 17	North Carolina A&T	L	77-94
Nov. 29	at North Texas	L	88-91
Dec. 1	Stephen F. Austin	W	70-65
Dec. 5	Va. Commonwealth	W	75-59
Dec. 8	at Tulane (ot)	L	60-64
Dec. 11	vs. Rice*	W	56-53
Dec. 18	at Lamar (ot)	L	69-76
Dec. 21	at Dayton	L	68-81
Dec. 29	at Santa Clara%	L	48-60
Dec. 30	vs. La Salle%	W	70-69
Jan. 5	Centenary	L	60-63
Jan. 8	at Oklahoma	L	53-78
Jan. 12	Texas	L	51-78
Jan. 15	at Texas Tech	W	88-86
Jan. 17	Kansas	L	57-78
Jan. 22	Oklahoma State	W	64-59
Jan. 26	at Iowa State	L	58-65
Jan. 29	at Missouri	L	62-93
Feb. 2	Baylor	L	75-81
Feb. 5	at Oklahoma State	L	59-64
Feb. 12	Colorado	W	74-69
Feb. 16	at Baylor	L	54-63
Feb. 19	Texas Tech	L	64-76
Feb. 23	at Kansas State	L	76-81
Feb. 26	at Texas	L	58-85
March 1	Oklahoma	L	59-77
March 4	Nebraska (ot)	W	83-76
March 9	Colorado#	L	53-79

*-Compaq Center (Houston, Texas)
%-Cable Car Classic (Santa Clara, Calif.)
#-Big 12 Tournament, Kansas City, Mo.



Melvin Watkins
Head Coach



Bernard King
Guard

General Information

Location: College Station, Texas
Enrollment: 44,081
Founded: 1872
Nickname: Aggies
Colors: Maroon and White
Conference: Big 12
Home Arena: Reed Arena (12,500)
President: Dr. Ray M. Bowen
Athletic Director: Wally Groff

Coaching Staff

Head Coach: Melvin Watkins
(UNC Charlotte '77)
Career Record: 62-55 in 4 years
Record at Texas A&M: 20-35 in 2 years
Watkins vs. NU: 1-1
Basketball Office Phone: (409) 845-4531
Best time to reach Watkins: Weekday mornings
Assistant Coaches: Tom Billeter, Lew Hill, Bobby Kummer
Basketball Trainer: Mike Ricke

Sports Information

SID Contact: Colin Killian
Office Phone: (409) 845-3289
Home Phone: (409) 693-1163
E-Mail Address: ckillian@athletics.tamu.edu
SID FAX Number: (409) 845-3289
Press Row Phone: (409) 862-6944
SID Mailing Address: Sports News Office,
Texas A&M University,
College Station, TX 77843-1228

Key Media Contacts

Local Beat Writer
Tim Schnettler, Bryan/College Station Eagle
(409) 776-4444

Radio Network
Play-by-Play Announcer: Dave South
Flagship Station/Address: Clear Channel Radio,
Texas A&M Athletic Dept.,
College Station, TX 77843-1228
Phone: (409) 845-3248
Color: Al Pulliam

Aggie Outlook

1999-2000 Record: 8-20, 4-12 (tie, 8th)
Final 2000 National Ranking: None
2000 Postseason Play: None
Lettermen Returning/Lost: 9/3
Starters Returning/Lost: 6/1

Top Returnees

Name	Pos.	Ht.	Wt.	Yr.	Pts.	Reb.
Bernard King	G	6-4	185	So.	16.9	4.8
Jamaal Gilchrist	G	5-11	180	So.	9.4	3.8
Aaron Jack	F/C	6-8	235	Sr.	8.2	6.5
Larry Scott	F	6-6	215	So.	6.8	1.8
Andy Slocum	C	6-11	265	So.	4.9	3.1
Tomas Ress	F	6-11	230	So.	4.6	2.1

Top Newcomers

Name	Pos.	Ht.	Wt.	Yr.
Nick Anderson	F	6-6	225	Fr.
Keith Bean	F/C	6-9	255	So.
Nolan Butterfras	C	6-10	240	Fr.

Key Losses

Name	Pos.	Ht.	Pts.	Reb.
Jerald Brown	F/G	6-8	5.4	3.3
Paul Jacobs	F/C	6-9	1.6	1.8
Jason Boeker	F/C	6-8	0.7	1.8



Nebraska Opponent Series Results

Baylor (7-3)

Husker-Bear Notes

◆ Nebraska won the first three meetings, Baylor won the next two meetings, before Nebraska won four of the last five in the past three years.

◆ Nebraska holds a 2-1 lead in games played in Waco, site of this year's meeting.

NU-Bear Superlatives

Most consecutive wins (year ended): Nebraska 4 (1999-2000); Baylor 2 (1996-97)

Most points scored: Nebraska 79, at Maui, Nov. 28, 1987; Baylor, 82, at Maui, Nov. 28, 1987

Highest combined score: 161, Baylor 82, Nebraska 79, at Maui, Nov. 28, 1987

Biggest winning margin: Nebraska, 19, at Kansas City, March 7, 1998 (65-46); Baylor, 11, at Waco, Feb. 19, 1997 (71-60)

Individual scoring high: Nebraska 25, Venson Hamilton at Waco, Jan. 16, 1999; Baylor, 26, Terry Teagle at Waco, Dec. 9, 1981

In Lincoln: NU leads, 4-0

At Devaney SC: NU leads, 3-0

In Waco: NU leads, 2-1

At Ferrell Center: NU leads, 1-1

At Maui: BU leads, 1-0

In Kansas City: series tied, 1-1

In Kemper Arena: series tied, 1-1

Year	NU-BU	Site
1949-50	69-55	(H)
1981-82	64-63	(A)
1982-83	59-56	(H)
1987-88	79-82	(N)
1996-97	60-71	(A)
1997-98	66-55	(H)
	65-46*	(N)
1998-99	68-55	(A)
1999-2000	69-55	(H)
	55-63*	(N)

* Phillips 66 Big 12 Tournament

Colorado (65-60)

Husker-Buffalo Notes

◆ Nebraska has won 21 of the last 27 meetings between the teams to take a 65-60 series lead. Nebraska has won 17 of the last 18 over the Buffs in Lincoln, dropping only an 80-74 decision in 1994-95.

◆ Colorado is Nebraska's second-oldest Big Eight rival, as the teams first met during the 1902-03 season in Boulder. The series, though, ranks as Nebraska's second shortest among former Big Eight teams at 125 games (NU has faced Oklahoma State 103 times).

◆ Nebraska has swept Colorado eight times since the 1985 season, while CU has not swept the Huskers since 1972-73.

NU-Buffalo Superlatives

Most consecutive wins (year ended): Nebraska eight (1949-50, first eight games of series); Colorado 11 (1964-65)

Most points scored: Nebraska 106, at Lincoln, Jan. 8, 1994; Colorado, 95, at Boulder, March 5, 1966

Highest combined score: 186, Nebraska 100, Colorado 86, at Boulder, Feb. 8, 1995

Biggest winning margin: Nebraska, 39, at Lincoln, Jan. 8, 1994 (105-67); Colorado 42, at Big Seven Tournament, Dec. 29, 1954 (89-47)

Individual scoring high: Nebraska 31, Jaron Boone, at Boulder, Feb. 8, 1995, Tyronn Lue, at Boulder, Feb. 21, 1998; Colorado, 42, Chuck Gardner, at Boulder, March 5, 1966

In Lincoln: NU leads, 43-12

At Devaney SC: NU leads, 21-4

In Boulder: CU leads, 35-21

At Coors Events Center: NU leads, 12-9

In Kansas City: CU leads, 13-1

At Kemper Arena: CU leads, 2-0

In Big Eight Tournament: CU leads, 1-0

Year	NU-CU	Site
1902-03	28-12	(A)
1919-20	27-16	(A)
	24-17	(A)
1937-38	29-18	(H)
1947-48	59-55	(A)
	58-53	(H)
1948-49	45-43	(H)
	56-45	(A)
1949-50	57-67	(KC)
	59-72	(A)
	59-49	(H)
1950-51	45-51	(A)
	58-45	(H)
1951-52	63-68	(B)
	63-61	(H)
	65-67	(A)
1952-53	53-67	(KC)
	80-65	(A)
	78-86	(H)
1953-54	67-75	(H)
	58-83	(A)
1954-55	47-89	(KC)
	84-77	(H)
	66-77	(A)
1955-56	63-78	(A)
	50-77	(H)
1956-57	74-52	(H)
	56-60	(A)
1957-58	50-41	(H)
	52-54	(A)
1958-59	50-54	(KC)
	50-57	(A)
	62-61	(H)
1959-60	55-64	(KC)
	57-62	(A)
	54-58	(H)
1960-61	65-61	(H)
	**51-66	(A)
1961-62	56-58	(H)
	63-74	(A)
1962-63	47-59	(KC)
	47-75	(H)
	51-80	(A)
1963-64	58-80	(KC)

	52-60	(H)
	73-89	(A)
1964-65	52-70	(KC)
	52-62	(A)
	66-59	(H)
1965-66	70-63	(H)
	88-95	(A)
1966-67	66-73	(KC)
	84-80	(H)
	57-64	(A)
1967-68	87-73	(H)
	73-75	(A)
1968-69	81-83	(A)
	79-65	(H)
1969-70	60-72	(KC)
	60-58	(H)
	59-76	(A)
1970-71	77-67	(KC)
	65-63	(A)
	85-71	(H)
1971-72	67-55	(H)
	57-67	(A)
1972-73	59-67	(H)
	63-71	(A)
	64-65	(A)
1973-74	65-42	(H)
	85-59	(H)
1974-75	61-62	(A)
	66-64	(A)
1975-76	80-61	(H)
1976-77	50-55	(KC)
	69-54	(H)
	73-62	(A)
1977-78	64-73	(A)
	86-75	(H)
1978-79	61-74	(KC)
	61-64	(A)
	79-52	(H)
1979-80	53-44	(A)
	55-56	(H)
1980-81	59-62	(H)
	57-56	(A)
	*66-70	(H)
1981-82	74-57	(A)
	74-57	(H)
1982-83	69-72	(A)
	68-56	(H)
1983-84	57-60	(A)
	75-67	(H)
1984-85	85-67	(H)
	61-64	(A)
1985-86	77-60	(A)
	79-72	(H)
1986-87	86-66	(H)
	68-65	(A)
1987-88	63-57	(A)
	75-67	(H)
1988-89	80-83	(A)
	97-59	(H)
1989-90	91-82	(A)
	96-82	(H)
1990-91	69-86	(A)
	86-72	(H)
1991-92	84-74	(A)
	84-70	(H)
1992-93	82-67	(A)
	76-67	(H)
1993-94	106-67	(H)
	81-86	(A)
1994-95	100-86	(A)

00-01 Opponents

	74-80	(H)
1995-96	79-74	(H)
	64-78	(A)
1996-97	73-79	(A)
	77-69	(H)
1997-98	87-72	(H)
	79-71	(A)
1998-99	72-55	(H)
	57-52	(A)
1999-2000	58-70	(A)
	69-64	(H)

*Phillips 66 Big Eight Tournament

**Colorado forfeit

Iowa State (123-89)

Husker-Cyclone Notes

◆ Ten of the past 16 meetings in the series have been decided by six points or less, with 17 of the last 21 decided by 10 points or fewer.

◆ Nebraska's win in Ames in 1997-98 was a significant one. It marked the first time NU had won six straight league games in 17 seasons and the first time NU won three consecutive league road games in 14 years. The Huskers have won five of the last 10 meetings at Hilton Coliseum.

Husker-Cyclone Superlatives

Most consecutive wins (year ended): Nebraska, 16 (1914-15); Iowa State, seven (1962-63)

Most points scored: Nebraska, 97, at Lincoln, Jan. 12, 1991; Iowa State 114, at Ames, Jan. 20, 1988

Highest combined score: 198, Nebraska 102, Iowa State 96, at Lincoln, Feb. 12, 1994

Biggest winning margin: Nebraska 29, at Lincoln, Feb. 15, 1936 (49-20); Iowa State 38, at Ames, Jan. 20, 1988 (114-74)

Individual scoring high: Nebraska 32, Marvin Stewart, twice; Iowa State 39, Don Smith, at Lincoln, Jan. 5, 1968

In Lincoln: NU leads, 73-28

At Devaney SC: NU leads, 16-9

In Ames: ISU leads, 53-45

At Hilton Coliseum: ISU leads, 16-13

In Kansas City: ISU leads, 8-5

At Kemper Arena: ISU leads, 2-1

In Phillips 66 Big Eight Tournament:

ISU leads, 2-1

Year	NU-ISU	Site
1908-09	42-20	(H)
	40-21	(H)
	16-22	(A)
	31-17	(A)
1909-10	24-21	(H)
	29-26	(H)
	23-34	(A)
	17-18	(A)
1910-11	41-20	(H)
	31-33	(H)
	27-31	(A)
	22-19	(A)
1911-12	33-12	(H)
	40-14	(H)
	31-21	(A)
	31-12	(A)
1912-13	29-12	(A)

	16-10	(A)
	28-8	(H)
	24-12	(H)
1913-14	15-9	(A)
	16-3	(A)
	24-16	(H)
	41-13	(H)
1914-15	3-15	(H)
	25-12	(H)
	24-12	(A)
	11-25	(A)
1915-16	35-21	(H)
	31-14	(H)
	23-14	(A)
	29-17	(A)
1916-17	7-19	(A)
	17-24	(A)
	22-24	(H)
	24-21	(H)
1920-21	30-38	(A)
	32-23	(A)
	33-16	(H)
	37-11	(H)
1921-22	21-14	(A)
	7-26	(H)
1922-23	21-15	(A)
	17-21	(H)
1923-24	18-16	(A)
	27-14	(H)
1924-25	37-17	(H)
	28-13	(A)
1925-26	18-13	(H)
	27-12	(A)
1926-27	35-19	(H)
	24-26	(A)
1927-28	37-26	(H)
	32-26	(A)
1928-29	45-39	(H)
	33-37	(A)
1929-30	32-22	(A)
	52-50	(H)
1930-31	31-19	(H)
	28-42	(A)
1931-32	28-24	(A)
	32-33	(H)
1932-33 (OT)	25-30	(H)
	43-16	(A)
1933-34	37-31	(A)
	26-21	(H)
1934-35	32-31	(H)
	14-22	(A)
1935-36 (OT)	40-41	(A)
	49-20	(H)
1936-37	45-33	(H)
	48-31	(A)
1937-38	35-32	(A)
	50-23	(H)
1938-39	51-44	(H)
	28-41	(A)
1939-40	44-28	(H)
	33-40	(A)
1940-41	38-35	(A)
	41-36	(H)
1941-42	33-39	(A)
	39-31	(H)
1942-43	38-50	(A)
	51-36	(H)
1943-44	24-56	(H)
	35-58	(A)
1944-45	38-50	(H)
	45-47	(A)

1945-46	39-57	(A)
	45-57	(H)
1946-47	54-51	(KC)
	44-61	(A)
	54-56	(H)
1947-48	44-55	(A)
	62-57	(H)
1948-49	71-50	(H)
	44-41	(A)
1949-50 (OT)	85-67	(KC)
	64-46	(H)
	56-54	(A)
(OT)	51-49	(H)
1950-51	51-67	(A)
	66-76	(KC)
1951-52	72-78	(A)
	75-53	(H)
1952-53	83-79	(KC)
	60-78	(H)
	66-93	(A)
1953-54	74-60	(A)
	78-65	(H)
1954-55	76-63	(H)
	75-82	(A)
1955-56 (OT)	69-71	(H)
	74-94	(A)
1956-57	69-89	(KC)
	47-59	(A)
	67-58	(H)
1957-58	51-61	(KC)
	52-57	(H)
	63-78	(A)
1958-59	52-49	(H)
	56-59	(A)
1959-60	53-57	(A)
	69-49	(H)
1960-61	58-66	(H)
	62-68	(A)
1961-62	72-84	(A)
	66-79	(H)
1962-63	68-82	(KC)
	69-83	(A)
	54-75	(H)
1963-64	55-52	(A)
	57-55	(H)
1964-65	62-69	(KC)
	88-79	(H)
	69-65	(A)
1965-66	76-74	(A)
	81-70	(H)
1966-67	94-82	(H)
	76-65	(A)
1967-68	70-85	(A)
	92-93	(H)
1968-69 (OT)	93-99	(A)
	74-75	(H)
1969-70	74-66	(KC)
	70-72	(A)
	87-81	(H)
1970-71	84-62	(H)
	69-67	(A)
(OT)	76-71	(H)
1971-72	67-76	(A)
	64-75	(KC)
1972-73	60-81	(A)
	76-82	(H)
1973-74 (3OT)	91-88	(H)
	58-76	(A)
1974-75	75-62	(H)
	69-82	(A)
1975-76	66-56	(A)

1976-77	82-66 (H)
	75-55 (KC)
	49-48 (A)
	66-51 (H)
1977-78	59-65 (H)
	62-56 (A)
1978-79	72-68 (A)
	46-48 (H)
1979-80	58-50 (A)
	69-66 (H)
1980-81	61-56 (A)
	81-61 (H)
1981-82	60-47 (H)
	61-63 (A)
1982-83	59-54 (A)
	67-66 (H)
	*94-71 (H)
1983-84	64-63 (A)
	48-69 (H)
1984-85	65-76 (A)
	74-57 (H)
1985-86	75-58 (H)
	73-81 (A)
	*58-75 (KC)
1986-87	75-91 (A)
	66-65 (H)
1987-88	76-114 (A)
	84-85 (H)
1988-89	76-88 (A)
	77-74 (H)
1989-90	83-91 (H)
	85-101 (A)
1990-91	97-87 (H)
	65-57 (A)
1991-92	68-63 (H)
	80-70 (A)
1992-93	69-96 (A)
	91-87 (H)
1993-94	78-72 (A)
	102-96 (H)
1994-95	69-72 (A)
	77-79 (H)
1995-96	65-75 (H)
	59-74 (A)
	60-62* (N)
1996-97	67-77 (H)
	(OT) 74-69 (A)
1997-98	63-49 (H)
	70-62 (A)
1998-99	47-52 (A)
	59-57 (H)
1999-2000	65-66 (H)
	65-87 (A)

*Phillips 66 Big Eight Tournament

Kansas (70-147)

Husker-Jayhawk Notes

◆ Nebraska's regular-season sweep of Kansas in 1999 marked the Huskers first against the Jayhawks in 16 seasons and NU's win at Lawrence was its first at Allen Fieldhouse since 1983.

◆ The Huskers' 15-point victory over KU in Lincoln in 1999 was their largest against the Jayhawks since a 75-55 win at home in 1982.

◆ Nebraska handed Kansas its worst loss ever, 48-8, in the first-ever meeting between the schools, March 2, 1900. Kansas turned the trick on Nebraska during the 1957-58 season,

handing the Cornhuskers their worst loss ever, 102-46, at Lawrence.

◆ The Huskers and Jayhawks combined for 39 points in overtime at Lawrence in 1996-97, one off an NCAA record.

Husker-Jayhawk Superlatives

Most consecutive wins (year ended): Nebraska eight (1912-13); Kansas 12 twice (1944-45, 1954-55)

Most points scored: Nebraska 99, at Lincoln, Feb. 19, 1972; Kansas, 110, at Lawrence, Feb. 26, 1966

Highest combined score: 191, Kansas 98, Nebraska 93, at Lincoln, Jan. 8, 1990

Biggest winning margin: Nebraska 40, at Lincoln, March 2, 1900 (48-8); Kansas 56, at Lawrence, Feb. 8, 1958 (102-46)

Individual scoring high: Nebraska 38, Tom Russell, at Lincoln, 1962; Feb. 21, Kansas 46, Wilt Chamberlain, at Lawrence, Feb. 8, 1958

In Lincoln: NU leads, 43-53

At Devaney SC: NU leads, 15-9

In Lawrence: KU leads, 77-23

Allen Fieldhouse: KU leads, 38-7

In Kansas City: KU leads, 16-4

At Kemper Arena: KU leads, 4-1

In Manhattan: KU leads, 1-0

In Phillips 66 Big Eight Tournament: KU leads, 4-1

Year	NU-KU	Site
1899-1900	48-8	(H)
1901-02	35-29	(A)
1902-03	23-19	(H)
1905-06	17-37	(H)
1906-07	32-19	(A)
1907-08	20-17	(A)
	23-21	(A)
	26-28	(H)
	25-28	(H)
1908-09	13-48	(A)
	17-36	(A)
	13-18	(H)
	22-28	(KC)
	15-24	(KC)
	32-29	(KC)
1909-10	17-33	(A)
	16-40	(A)
	20-40	(H)
	13-40	(H)
1910-11	15-11	(A)
	12-37	(A)
	38-26	(H)
	34-24	(H)
1911-12	30-26	(A)
	30-27	(A)
	49-21	(H)
	29-28	(H)
1912-13	40-26	(H)
	18-16	(A)
	*24-30	(N)
1914-15	17-45	(A)
	23-30	(A)
1915-16	34-33	(H)
	40-27	(H)
1916-17	21-19	(A)
	10-30	(A)
1917-18	24-23	(H)
	25-31	(H)

1918-19	17-31 (A)
	29-24 (A)
1921-22	15-25 (H)
	18-41 (A)
1922-23	20-30 (A)
	15-36 (H)
1923-24	18-19 (A)
	10-13 (H)
1924-25	20-25 (H)
	20-28 (A)
1925-26	14-25 (H)
	17-30 (A)
1926-27	27-24 (A)
	25-34 (H)
1927-28	27-33 (A)
	32-28 (H)
1928-29	30-29 (H)
	37-31 (A)
1929-30	20-27 (A)
	35-36 (H)
1930-31 (OT)	31-30 (A)
	29-34 (H)
1931-32	31-34 (H)
	19-51 (A)
1932-33	29-32 (A)
	20-34 (H)
1933-34	24-21 (H)
	24-25 (A)
1934-35	21-32 (A)
	24-32 (H)
1935-36	23-45 (A)
	36-43 (H)
1936-37	22-27 (A)
	37-32 (H)
1937-38	33-48 (A)
	47-50 (H)
1938-39	48-37 (H)
	46-49 (A)
1939-40	24-40 (A)
	41-48 (H)
1940-41	38-44 (A)
	53-55 (H)
1941-42	32-51 (H)
	30-58 (A)
1942-43	24-56 (H)
	33-52 (A)
1943-44	27-51 (A)
	47-56 (H)
1944-45	33-48 (A)
	59-45 (H)
1945-46	45-56 (H)
	30-72 (A)
1946-47	48-46 (H)
	37-69 (A)
1947-48 (OT)	60-64 (KC)
	61-57 (A)
	70-64 (H)
1948-49	52-34 (H)
	49-39 (A)
1949-50	57-56 (H)
	36-49 (A)
1950-51	47-63 (KC)
	41-66 (A)
	52-61 (H)
1951-52	66-69 (H)
	52-90 (A)
1952-53	66-73 (KC)
	59-65 (H)
	58-77 (A)
1953-54	68-79 (A)
	62-67 (H)
1954-55	66-69 (KC)
	66-62 (H)

1955-56	66-55	(A)
	56-80	(A)
	56-60	(H)
1956-57	54-69	(H)
	60-87	(A)
1957-58	46-102	(A)
	43-41	(H)
1958-59	55-63	(H)
	50-66	(A)
1959-60	47-60	(H)
	74-79	(A)
1960-61	53-78	(KC)
	33-38	(H)
	69-68	(A)
1961-62	68-69	(KC)
	69-67	(A)
	70-73	(H)
1962-63	53-72	(A)
	39-45	(H)
1963-64	48-74	(A)
	55-64	(H)
1964-65	56-66	(H)
	62-71	(A)
1965-66	61-71	(KC)
	83-75	(H)
	73-110	(A)
1966-67	58-84	(A)
	57-64	(H)
1967-68	60-71	(A)
	76-69	(H)
1968-69	56-82	(KC)
	52-56	(H)
	73-79	(A)
1969-70	78-73	(KC)
	84-73	(H)
	87-100	(A)
1970-71	52-72	(KC)
	67-81	(H)
	54-59	(A)
1971-72 (OT)	55-57	(A)
	99-78	(H)
1972-73	74-72	(KC)
	59-46	(A)
	62-59	(H)
1973-74	66-75	(KC)
	64-79	(A)
	46-51	(H)
1974-75	62-63	(KC)
	44-72	(A)
	77-79	(H)
1975-76	66-69	(KC)
	57-54	(H)
	62-58	(A)
1976-77	60-57	(H)
	66-74	(A)
	**58-61	(A)
1977-78	62-58	(H)
	70-75	(A)
1978-79 (OT)	66-64	(H)
	59-66	(A)
1979-80	64-57	(H)
	61-56	(A)
1980-81	57-54	(H)
	49-75	(A)
1981-82	75-55	(H)
	63-66	(A)
1982-83	68-61	(H)
	60-58	(A)
1983-84	61-77	(A)
	66-67	(H)
1984-85	80-91	(H)
	65-70	(A)

	**69-74	(A)	
1985-86	70-81	(H)	
	61-79	(A)	
1986-87	65-86	(A)	
	(OT)	83-81	(H)
1987-88	70-68	(H)	
	48-70	(A)	
1988-89	74-70	(H)	
	71-80	(A)	
1989-90	93-98	(H)	
	67-94	(A)	
1990-91	77-85	(A)	
	85-75	(H)	
	**87-83	(KC)	
1991-92	78-103	(A)	
	(OT)	83-81	(H)
1992-93	68-64	(H)	
	83-94	(A)	
1993-94	87-94	(A)	
	96-87	(H)	
1994-95	67-84	(A)	
	68-91	(H)	
1995-96	73-88	(H)	
	71-81	(A)	
1996-97(OT)	77-82	(A)	
	65-85	(H)	
1997-98	76-96	(A)	
	71-82	(H)	
	**59-91	(KC)	
1998-99	84-69	(H)	
	64-59	(A)	
	**53-77	(KC)	
1999-2000	82-97	(A)	
	58-83	(H)	

*at Manhattan, Kan.

**Phillips 66 Big Eight/Big 12 Tournament

Kansas State (84-113)

Husker-Wildcat Notes

◆ Nebraska handed Kansas State a 36-point setback in series' initial game at Manhattan during the 1905-06 season.

◆ The teams have split five of the last six regular-season series with K-State sweeping the Huskers in 1997-98.

◆ Nebraska's rally from a 20-point first-half deficit against Kansas State in 1996-97 was the biggest comeback by a Danny Nee-coached Nebraska team. The 18-point halftime deficit NU overcame against the 'Cats was the largest since complete box scores have been included in NU record books, beginning with the 1972-73 season.

◆ After upsetting Kansas in 1958 at Lincoln, the Huskers upset Kansas State and Omaha native Bob Boozer in their next outing, 55-48. Despite the loss, Kansas State was No. 1 in the AP poll when the new ranking came out the day after the game and the 'Cats went on to finish fourth in NCAA Tournament.

Husker-Wildcat Superlatives

Most consecutive wins (year ended): Nebraska six, twice (1916-17, 1937-38); Kansas State 11, (1964-65)

Most points scored: Nebraska 92, in Lincoln, Feb. 10, 1968; Kansas State 114, at Manhattan, Jan. 14, 1987

Biggest winning margin: Nebraska 36, at Manhattan, 1905-06 (50-14, first game of series); Kansas State 36, at Manhattan, Feb. 4, 1957 (89-53)

Individual scoring high: Nebraska, 34, Jerry Fort, in Lincoln, Jan. 17, 1976; Kansas State 30, Willie Murrell, at Kansas City, Mo., Dec. 26, 1963 and Mike Evans, at Manhattan, Feb. 18, 1976

In Lincoln: NU leads, 53-32

At Devaney SC: NU leads, 17-8

In Manhattan: KSU leads, 65-28

At Bramlage Coliseum: KSU leads, 9-3

In Kansas City: KSU leads, 16-3

At Kemper Arena: KSU leads, 6-0

In the Phillips 66 Big Eight Tournament: Kansas State leads, 6-0

Year	NU-KSU	Site
1905-06	50-14	(A)
1907-08	36-18	(A)
1908-09	38-31	(A)
1909-10	16-27	(A)
	17-28	(H)
1911-12	26-25	(A)
1912-13	27-16	(H)
1914-15	26-19	(A)
	26-20	(A)
1915-16	21-20	(H)
	26-25	(H)
1916-17	13-45	(A)
	10-34	(A)
1917-18	31-23	(A)
	16-26	(A)
1918-19	32-34	(H)
	21-30	(A)
1921-22	25-24	(A)
	21-13	(H)
1922-23	21-15	(A)
	14-17	(H)
1923-24	27-14	(H)
	23-26	(A)
1924-25	23-11	(A)
	32-20	(H)
1925-26	26-41	(A)
	21-28	(H)
1926-27	23-34	(H)
	26-24	(A)
1927-28	24-29	(H)
	22-28	(A)
1928-29	21-30	(A)
	62-45	(H)
1929-30	41-39	(A)
	42-46	(H)
1930-31	37-31	(A)
	30-32	(H)
1931-32	20-32	(A)
	32-26	(H)
1932-33	31-25	(H)
	30-36	(A)
1933-34	24-25	(A)
	38-31	(H)
1934-35	41-47	(A)
	28-21	(H)
1935-36	43-30	(H)
	40-32	(A)
1936-37	41-38	(A)
	40-37	(H)
1937-38	46-32	(H)
	29-41	(A)

1938-39	38-43	(A)		62-78	(A)	1997-98	49-72	(A)
	42-34	(H)		92-68	(H)		63-69	(H)
1939-40	25-32	(A)	1968-69	72-95	(A)	1998-99	70-61	(H)
	61-28	(H)		88-71	(H)		45-62	(A)
1940-41	33-23	(H)	1969-70	64-71	(H)	1999-2000	79-97	(A)
	32-35	(A)		62-79	(A)		81-72	(H)
1941-42	44-38	(H)	1970-71	69-70	(A)	*Phillips 66 Big Eight Tournament		
	35-38	(A)		87-71	(H)	**Kansas State forfeit		
1942-43	41-32	(A)	1971-72	61-60	(H)	Missouri (82-110)		
(OT)	50-47	(H)	(OT)	76-81	(A)	Husker-Tiger Notes		
1943-44	54-47	(H)	1972-73	55-82	(H)	◆ One of Nebraska's biggest wins ever was a 67-51 victory at 19-0 and No. 1 Missouri, Feb. 6, 1982.		
	37-40	(A)		70-97	(A)	◆ Nebraska's Jerry Fort scored a then-school record 40 points in the Huskers' 80-77 homecourt win over the Tigers, Feb. 22, 1975.		
1944-45	46-49	(KC)	1973-74	47-68	(KC)	◆ Missouri's sweep of the 2000 season series, ended a streak of five straight seasons in which the two teams split two regular-season games.		
	48-70	(A)		65-73	(H)	◆ The 1997-98 Mizzou-Nebraska series marked the second time in school history the Huskers have played two overtime games in one season against the same opponent. NU and Oklahoma went extra sessions in both 1995-96 meetings.		
	47-55	(H)		58-54	(A)	Husker-Tiger Superlatives		
1945-46	62-47	(KC)	1974-75	63-80	(KC)	Most consecutive wins (year ended): Nebraska six, three times (1943-44, 1950-51, 1967-68); Missouri six, four times (1933-34, 1940-41, 1973-74, 1989-90)		
	44-37	(H)		74-61	(H)	Most points scored: Nebraska 99, at Lincoln, Jan. 28, 1967; Missouri 111, at Lincoln, Jan. 13, 1990		
	49-54	(A)		64-65	(A)	Highest combined score: 206, Missouri 111, Nebraska 95, at Lincoln, Jan. 13, 1990		
1946-47	54-63	(A)	1975-76	65-59	(A)	Biggest winning margin: Nebraska 29, at Lincoln, Feb. 19, 1937 (50-21); Missouri 39, at Columbia, Feb. 24, 1922 (55-16)		
	54-50	(H)		53-65	(H)	Individual scoring high: Nebraska 40, Jerry Fort, at Lincoln, Feb. 22, 1974; Missouri 46, Joe Scott, at Columbia, March 6, 1961		
1947-48	45-64	(H)	1976-77	52-57	(H)	In Lincoln: Nebraska leads, 49-37		
	49-56	(A)		62-67	(A)	At Devaney SC: Series tied, 12-12		
1948-49	34-48	(KC)	1977-78	60-69	(KC)	In Columbia: Missouri leads, 61-25		
	70-48	(H)		77-63	(A)	At Hearnes Center: Missouri leads, 22-6		
	28-53	(A)		63-50	(H)	In Kansas City: Missouri leads, 12-9		
1949-50 (OT)	65-63	(H)	1978-79	55-53	(H)	At Kemper Arena: Missouri leads, 6-2		
	60-63	(A)		46-58	(A)	In the Phillips 66 Big Eight Tournament: Missouri leads, 6-1		
1950-51	53-72	(KC)		*60-61 (2OT)	(A)	Year		
	50-79	(H)	1979-80	64-66 (2OT)	(A)	NU-MU		
	48-74	(A)		70-58	(H)	Site		
1951-52	67-87	(KC)		*59-60	(A)	1907-08	41-30	(H)
	36-71	(A)	1980-81	59-49	(H)		43-31	(H)
	60-75	(H)		49-66	(A)	1908-09	24-26	(H)
1952-53	80-67	(H)	1981-82	64-75	(H)	1910-11	26-39	(A)
	80-108	(A)		50-67	(A)	(OT)	36-37	(A)
1953-54	78-74	(KC)	1982-83	59-43	(H)		30-23	(H)
	88-75	(H)		56-45	(A)		20-23	(H)
	70-91	(A)	1983-84	47-46	(A)	1916-17	16-18	(H)
1954-55	69-59	(H)		63-56	(H)		7-18	(H)
	62-79	(A)		*39-41	(H)	1917-18	9-22	(A)
1955-56	51-79	(KC)	1984-85	75-63	(H)		8-16	(A)
	56-66	(H)		62-68	(A)	1918-19	28-26	(A)
	50-73	(A)	1985-86	**54-64	(H)		21-14	(A)
1956-57	53-89	(A)		64-60	(A)	1921-22	31-46	(H)
	56-81	(H)	1986-87	82-114	(A)		16-55	(A)
1957-58	57-88	(KC)		78-76	(H)			
	59-74	(A)		*45-47	(KC)			
	55-48	(H)	1987-88	63-65	(A)			
1958-59	43-50	(H)		67-77	(H)			
	51-76	(A)		*70-75	(KC)			
1959-60	63-71	(KC)	1988-89	68-80	(H)			
	70-60	(H)		66-80	(A)			
	74-83	(A)	1989-90	74-71	(H)			
1960-61	67-77	(H)		57-80	(A)			
	56-75	(A)	1990-91	74-69	(A)			
1961-62	48-60	(KC)		85-78	(H)			
	53-72	(A)	1991-92	66-70	(A)			
	60-84	(H)		91-62	(H)			
1962-63	53-66	(A)	1992-93	64-66	(H)			
	60-72	(H)		80-59	(A)			
1963-64	78-100	(KC)		*45-47	(KC)			
(OT)	66-73	(H)	1993-94	76-68	(A)			
	48-50	(A)		86-77	(H)			
1964-65	62-57	(A)	1994-95	78-56	(H)			
	67-79	(H)		73-75	(A)			
1965-66	82-71	(A)	1995-96	68-77	(A)			
	79-69	(H)		70-66	(H)			
1966-67	81-98	(KC)	1996-97 (OT)	87-77	(H)			
	67-59	(A)		53-61	(A)			
	79-71	(H)						
1967-68	66-62	(KC)						

00-01 Opponents

1922-23	18-33	(A)		73-76	(H)		50-69	(A)
	22-39	(A)		66-71	(KC)		67-68	(H)
1923-24	24-18	(H)	1955-56	83-77	(H)		75-66	(A)
	31-11	(A)		80-88	(A)	1986-87	71-87	(H)
1924-25	25-20	(A)	1956-57	70-65	(KC)		64-80	(A)
	24-21	(H)		84-65	(A)	1987-88	70-68	(H)
1925-26	24-26	(H)		53-49	(H)		67-92	(A)
	22-24	(A)	1957-58	54-55	(A)	1988-89	72-89	(H)
1926-27	35-23	(A)	(OT)	67-62	(H)		63-79	(A)
	27-22	(H)	1958-59	81-69	(H)		*70-98	(KC)
1927-28	15-36	(A)		81-79	(A)	1989-90	95-111	(H)
	36-26	(H)	1959-60	78-67	(KC)		85-107	(A)
1928-29	25-30	(H)		61-69	(A)	1990-91	89-75	(H)
	39-33	(A)	1960-61	64-59	(H)		71-91	(A)
1929-30	21-27	(A)		90-72	(KC)		*82-90	(KC)
	34-31	(H)		62-48	(H)	1991-92	73-83	(H)
1930-31	42-32	(H)	1961-62	76-97	(A)		61-87	(A)
	20-33	(A)		65-63	(A)	1992-93 (OT)	88-87	(H)
1931-32	18-30	(A)		63-81	(H)		76-75	(A)
	28-32	(H)	1962-63	61-69	(H)	1993-94	73-89	(H)
1932-33	33-37	(A)		72-84	(A)		78-80	(A)
	31-39	(H)	1963-64 (OT)	74-69	(H)		*98-91	(KC)
1933-34	26-36	(A)		60-78	(A)	1994-95	74-82	(H)
	34-27	(H)	1964-65	74-92	(H)		78-75	(A)
1934-35	31-32	(A)		66-84	(A)	1995-96	76-58	(H)
	21-23	(H)	1965-66 (OT)	69-67	(KC)		98-99	(A)
1935-36	31-26	(H)		82-60	(H)	1996-97	76-53	(H)
	43-33	(A)	1966-67	71-53	(A)		74-75	(A)
1936-37	31-22	(A)		99-82	(H)		*72-78	(KC)
	50-21	(H)	1967-68	80-73	(A)	1997-98 (OT)	76-81	(A)
1937-38	18-27	(H)		75-66	(H)	(OT)	67-66	(H)
	30-38	(A)	1968-69	70-91	(A)	1998-99	57-80	(A)
1938-39	41-54	(A)		76-70	(KC)		69-61	(H)
	36-46	(H)		87-71	(H)	1999-2000	78-84	(H)
1939-40	33-46	(A)		60-79	(A)		72-86	(A)
	40-41	(H)	1969-70	60-48	(H)			
1940-41	40-29	(H)		63-80	(A)			
	38-36	(A)	1970-71	81-72	(H)			
1941-42	51-45	(H)		65-77	(A)			
	41-40	(A)	1971-72	64-76	(KC)			
1942-43	39-36	(A)		65-80	(A)			
	56-50	(H)	1972-73	54-61	(H)			
1943-44 (OT)	32-36	(H)		65-78	(H)			
	29-44	(A)	1973-74	70-86	(A)			
1944-45	41-47	(H)	(OT)	75-58	(H)			
(20T)	54-55	(A)		88-87	(A)			
1945-46	54-63	(KC)	1974-75	74-88	(A)			
	44-42	(A)		80-77	(H)			
1946-47	42-39	(H)	1975-76	57-62	(H)			
	41-47	(A)	(OT)	84-95	(A)			
1947-48	49-60	(H)	1976-77	63-76	(A)			
	46-44	(KC)		60-58	(H)			
1948-49	54-66	(H)	1977-78	56-55	(H)			
	41-47	(A)		52-74	(A)			
1949-50	50-52	(KC)		*58-61	(KC)			
	47-46	(H)	1978-79 (OT)	58-56	(KC)			
1949-50	52-48	(A)		60-76	(A)			
	50-41	(H)	1979-80	76-64	(H)			
1950-51	55-48	(A)		63-84	(H)			
	54-52	(KC)	1980-81	60-73	(A)			
1951-52	54-52	(H)		66-53	(H)			
	57-68	(A)	1981-82	45-55	(A)			
1952-53	55-60	(H)		42-44	(H)			
	53-68	(A)	1982-83	67-51	(A)			
1953-54	73-62	(H)		*53-58	(KC)			
	59-66	(A)		51-54	(H)			
1954-55	57-72	(KC)		*63-69	(KC)			
	80-72	(H)	1983-84	48-50	(H)			
	67-82	(A)	(OT)	61-56	(A)			
	58-75	(KC)	1984-85	74-66	(H)			
	59-67	(A)						

*Phillips 66 Big Eight/Big 12 Tournament

Oklahoma (78-96)

Husker-Sooner Notes

◆ Nebraska's 15-point win in 1999 was the Huskers' largest ever over Oklahoma in Norman. It was also OU's second-worst loss at the Lloyd Noble Center.

◆ Nebraska and Oklahoma combined for 230 points in a 133-97 Oklahoma victory at Norman during the 1986-87 season, a game that ranks as the highest scoring contest in Big Eight history. The Huskers and Sooners combined for 217 points in 1995-96 game in Norman, the fourth-most in NU school history. Three NU-OU battles in the 90s saw both teams post 100 points.

◆ On the reverse side, Nebraska's 53-43 win in 1997-98 marked the lowest winning point total for the Huskers in 420 games, dating back to the 1983-84 season. It was also the fewest points by a league opponent in 14 years.

◆ Nebraska won one of the most dramatic games in Phillips 66 Big Eight Tournament history with its 117-113 come-from-behind overtime win over the Sooners in 1990-91.

◆ The Huskers and Sooners combined for four overtimes in two games in 1995-96, playing three extra periods in Norman and one in Lincoln.

Husker-Sooner Superlatives

Most consecutive wins (year ended): Nebraska nine (1970-71); Oklahoma 11 (1946-47)

Most points scored: Nebraska 117, at Kansas

City, Mo., March 8, 1991 (OT); Oklahoma 133, at Norman, Feb. 21, 1987
Highest combined score: 230, Oklahoma 133, Nebraska 97, at Norman, Feb. 21, 1987; Nebraska 117, Oklahoma 113, at Kansas City, Mo., March 8, 1991 (OT)
Biggest winning margin: Nebraska 27, at Lincoln, Feb. 24, 1936 (55-28); Oklahoma 41, at Norman, Jan. 31, 1990 (105-64)
Individual scoring high: Nebraska 42, Eric Piatkowski, at Kansas City, Mo., March 11, 1994; Oklahoma, 38, Gerald Tucker, at Norman, Feb. 17, 1947

In Lincoln: NU leads, 44-36
At Devaney SC: OU leads, 12-11
In Norman: OU leads, 55-20
At Lloyd Noble Center: OU leads, 19-4
In Kansas City: NU leads, 14-5
At Kemper Arena: NU leads, 7-2
In Phillips 66 Big Eight Tournament: Nebraska leads, 3-2

Year	NU-OU	Site
1920-21	34-20	(H)
	32-21	(H)
1921-22	21-29	(A)
	39-34	(H)
1922-23	25-19	(H)
	25-31	(A)
1923-24	35-21	(H)
	20-32	(H)
1924-25	23-18	(A)
	31-17	(H)
1926-27	37-29	(A)
	36-26	(H)
1927-28	36-38	(H)
	28-43	(A)
1928-29	20-29	(A)
	34-39	(H)
1929-30	35-30	(H)
	47-37	(A)
1930-31	36-30	(A)
	41-30	(H)
1931-32	34-37	(H)
	32-46	(A)
1932-33	35-39	(A)
	27-38	(H)
1933-34	36-44	(H)
	23-53	(A)
1934-35	32-38	(A)
	32-24	(H)
1935-36	40-33	(A)
	55-28	(H)
1936-37	31-34	(H)
	33-29	(A)
1937-38	48-50	(A)
	52-42	(H)
1938-39	39-56	(A)
	45-53	(H)
1939-40	41-56	(H)
	28-45	(A)
1940-41	29-40	(H)
	43-42	(A)
1941-42	29-37	(A)
	41-46	(H)
1942-43	32-56	(H)
	48-65	(A)
1943-44	35-45	(A)
	32-43	(H)
1944-45	37-44	(H)

1945-46	45-48	(A)
	48-70	(A)
	44-51	(H)
1946-47	52-63	(KC)
	44-41	(H)
	49-63	(A)
1947-48	57-79	(A)
	74-81	(H)
1948-49	45-47	(A)
	49-56	(H)
	*57-56	(KC)
1949-50	57-55	(A)
	48-64	(H)
1950-51	49-72	(A)
	46-44	(H)
1951-52	67-66	(H)
	59-65	(A)
1952-53	59-53	(A)
	70-78	(H)
1953-54	70-86	(KC)
	76-72	(H)
	68-76	(A)
1954-55	75-67	(H)
	76-78	(A)
1955-56 (OT)	68-61	(A)
	(OT) 64-63	(H)
1956-57	53-55	(A)
	64-55	(H)
1957-58	57-54	(H)
	39-66	(A)
1958-59	60-43	(KC)
	48-54	(A)
	54-65	(H)
1959-60	54-63	(A)
	49-50	(H)
1960-61	58-69	(A)
	83-61	(H)
1961-62	57-56	(H)
	71-69	(A)
1962-63	93-86	(KC)
	77-84	(A)
	75-77	(H)
1963-64	66-75	(KC)
	76-69	(H)
	76-82	(A)
1964-65	82-89	(A)
	67-63	(H)
1965-66	92-79	(KC)
	86-78	(H)
	85-81	(A)
1966-67	87-99	(A)
	97-78	(H)
1967-68	75-65	(KC)
	110-90	(H)
	89-83	(A)
1968-69	70-47	(KC)
	90-83	(H)
	70-64	(A)
1969-70	70-60	(A)
	79-66	(H)
1970-71	67-79	(A)
	56-65	(H)
1971-72	84-68	(KC)
	77-70	(H)
	70-72	(A)
1972-73	74-67	(H)
	59-67	(A)
1973-74	63-58	(H)
	68-85	(A)
1974-75	75-64	(KC)
	68-61	(A)

(OT) 57-65	(H)
1975-76	75-53 (KC)
	68-67 (H)
	60-65 (A)
1976-77	66-56 (KC)
	58-65 (H)
	62-72 (A)
1977-78	75-68 (KC)
	78-64 (A)
	68-74 (H)
1978-79	69-53 (KC)
	74-56 (H)
	58-79 (A)
1979-80	59-58 (H)
	60-78 (A)
	**75-68 (H)
1980-81	71-59 (A)
	90-63 (H)
1981-82	48-51 (A)
	65-51 (H)
1982-83	60-59 (H)
	71-84 (A)
1983-84	67-78 (H)
	70-79 (A)
1984-85	74-83 (A)
	62-65 (H)
1985-86	60-87 (A)
	66-64 (H)
1986-87	66-80 (H)
	97-133 (A)
1987-88	77-92 (H)
	93-113 (A)
1988-89	81-89 (H)
	76-103 (A)
1989-90	64-105 (A)
	66-88 (H)
	**65-78 (KC)
1990-91	111-99 (A)
	105-93 (H)
	(OT) **117-113 (KC)
1991-92	76-79 (H)
	97-106 (A)
	**85-107 (KC)
1992-93	89-102 (A)
	94-83 (H)
1993-94	76-79 (H)
	(OT) 111-115 (A)
	**105-88 (KC)
1994-95	72-82 (A)
	71-59 (H)
1995-96 (30T)	100-117 (A)
	(OT) 76-80 (H)
1996-97	77-84 (A)
1997-98	53-43 (H)
1998-99	96-81 (A)
1999-2000	54-62 (H)

*Big Seven Playoff, at Kansas City, Mo.
 **Phillips 66 Big Eight Tournament

Oklahoma State (58-46)

Husker-Cowboy Notes

- ◆ Nebraska held a 51-29 series advantage after sweeping the 1986-87 season series, but Oklahoma State has won 17 of last 24 meetings to pull within 58-46.
- ◆ Oklahoma State won last season in Stillwater, ending the Huskers' two-game winning streak at Gallagher-Iba Arena. OSU had won the previous eight games in Stillwater.
- ◆ Nebraska ended undefeated Cowboy

00-01 Opponents

seasons twice in the 1990s. In 1996-97, OSU was 11-0 before a 67-62 Husker win in Stillwater. In 1991-92 the Cowboys entered the game in Lincoln 20-0 and ranked second in the nation, but Nebraska rolled to an 85-69 win.

◆ Huskers dropped a 52-32 decision to the Cowboys in 1949 NCAA District Playoff game at Kansas City, Mo. That game was NU's first-ever postseason tournament game.

◆ Oklahoma State has won seven of the last 11 meetings at the Devaney Center after going winless in its first 13 games in the building.

Husker-Cowboy Superlatives

Most consecutive wins (year ended): Nebraska eight (1968-69); Oklahoma State five (1958-59)

Most points scored: Nebraska 89, at Lincoln, March 2, 1994; Oklahoma State 103, at Lincoln, Feb. 14, 1990

Highest combined score: 187, Oklahoma State 103, Nebraska 84, at Lincoln, Feb. 14, 1990

Biggest winning margin: Nebraska 21 twice, March 7, 1966 (85-64), Jan. 30, 1971 (80-59); Oklahoma State, 40, at Stillwater, Feb. 18, 1995 (93-53)

Individual scoring high: Nebraska 34, Chuck Jura, at Stillwater, Jan. 26, 1972; Oklahoma State 35, Byron Houston, at Lincoln, Feb. 14, 1990

In Lincoln: NU leads, 32-12

At Devaney SC: NU leads, 17-7

In Stillwater: OSU leads, 28-14

At Gallagher-Iba Arena: OSU leads, 26-14

In Kansas City: NU leads, 12-6

At Kemper Arena: NU leads, 4-1

In the Phillips 66 Big Eight Tournament:

Nebraska leads, 4-1

Year	NU-OSU	Site
1926-27	24-27	(A)
	35-25	(H)
1927-28	21-32	(H)
	43-47	(A)
1935-36	19-36	(KC)
1947-48	46-47	(KC)
1948-49	35-52	(KC)
1958-59	55-48	(KC)
	47-44	(H)
	39-54	(A)
1959-60	47-52	(A)
	54-47	(H)
1960-61	70-61	(KC)
	47-55	(A)
	61-65	(H)
1961-62	52-51	(KC)
	57-56	(H)
	64-65	(A)
1962-63	41-51	(A)
	49-48	(H)
1963-64	54-53	(H)
	45-81	(A)
1964-65	61-74	(KC)
	54-93	(A)
	53-55	(H)
1965-66 (OT)	45-41	(A)
	85-64	(H)
1966-67	73-64	(KC)
	67-57	(A)
	88-71	(H)
1967-68	48-46	(KC)

	63-62	(A)
	82-73	(H)
1968-69	52-76	(H)
	63-72	(A)
1969-70	58-81	(A)
	61-55	(H)
1970-71	71-58	(KC)
	80-59	(H)
	57-55	(A)
1971-72	64-56	(KC)
	73-59	(H)
	64-63	(A)
1972-73	73-75	(KC)
	55-68	(H)
	76-64	(A)
1973-74	69-62	(KC)
	66-79	(A)
	71-63	(H)
1974-75	73-58	(H)
	59-58	(A)
1975-76	56-49	(KC)
	52-48	(A)
	60-54	(H)
1976-77	66-54	(H)
	60-62	(A)
1977-78	70-58	(KC)
	63-57	(H)
	67-56	(A)
	*71-63	(H)
1978-79	57-66	(A)
	76-67	(H)
1979-80 (OT)	74-73	(H)
	68-83	(A)
1980-81	70-81	(A)
	62-54	(H)
1981-82	50-52	(A)
	75-63	(H)
	*60-49	(H)
1982-83 (2OT)	63-71	(A)
	77-68	(H)
1983-84 (OT)	54-52	(H)
	67-64	(A)
1984-85	66-68	(A)
	66-48	(H)
1985-86	62-61	(A)
	68-52	(H)
	*82-75	(KC)
1986-87	73-66	(H)
(OT)	79-77	(A)
1987-88	56-72	(H)
	73-90	(A)
1988-89	69-82	(A)
	79-77	(H)
1989-90	71-84	(A)
	84-103	(H)
1990-91	68-81	(H)
	69-80	(A)
1991-92	85-69	(H)
	51-72	(A)
1992-93	73-78	(A)
	63-73	(H)
1993-94	80-98	(A)
	89-81	(H)
	*77-68	(KC)
1994-95	65-82	(H)
	53-93	(A)
	*48-68	(KC)
1995-96	66-57	(A)
	57-72	(H)
1996-97	77-68	(H)
1997-98	67-62	(A)

1998-99	48-60	(H)
1999-2000	55-94	(A)

*Phillips 66 Big Eight Tournament

Texas (3-8)

Husker-Longhorn Notes

◆ Texas posted a 67-48 victory over NU at Austin in the second round of the 1978 NIT. The Longhorns went on to win the NIT championship. UT won the first meeting between the teams in Austin, 77-73, during the 1964-65 season.

◆ Texas had three 20-point scorers against Nebraska two years ago, the first team to do that in two seasons. The 1997-98 game also marked the first time in 10 games Nebraska had lost when scoring more than 90 points.

◆ Nebraska committed five turnovers, just one off the school record, in the 1998 game in Austin.

Husker-Longhorn Superlatives

Most consecutive wins (year ended): Nebraska one, three times; Texas three (1995-96)

Most points scored: Nebraska 91, at Austin, Jan. 21, 1998; Texas, 105, at Austin, Jan. 21, 1998

Highest combined score: 196, Texas 105, Nebraska 91, at Austin, Jan. 21, 1998

Biggest winning margin: Nebraska 16, at Lincoln, Jan. 3, 1996, (85-69); Texas, 28, at Austin, Jan. 4, 1995 (102-74)

Individual scoring high: Nebraska 35, Eric Piatkowski, at Lincoln, Nov. 28, 1993; Texas 35, Terrence Rencher, at Lincoln, Nov. 28, 1993

In Lincoln: NU leads, 3-2

At Devaney SC: Series tied, 2-2

In Austin: UT leads, 6-0

In Erwin Center: UT leads, 3-0

Year	NU-UT	Site
1964-65	73-77	(A)
1965-66	75-64	(H)
1977-78*	47-68	(A)
1993-94	75-78	(H)
1994-95	74-102	(A)
1995-96	85-69	(H)
1996-97(OT)	81-83	(A)
	79-67	(H)
1997-98	91-105	(A)
1998-99	76-89	(H)
1999-2000	55-82	(A)

Texas A&M (6-2)

Husker-Aggie Notes

◆ NU has won three of four meetings as Big 12 schools, including a 75-58 win in College Station in 1998, the Huskers' largest margin of victory on the road in the conference in the last seven seasons.

Husker-Aggie Superlatives

Most consecutive wins (year ended): Nebraska five, current; Texas A&M one (1987-88)

Most points scored: Nebraska 92, at Lincoln, Dec. 2, 1987; Texas A&M 72, at Lincoln, Jan. 11,

1997
 Highest combined score: 159, Nebraska 91, Texas A&M 68, at Lincoln, Dec. 20, 1991

Biggest winning margin: Nebraska 32, at Lincoln, Dec. 2, 1987, (92-60); Texas A&M, 2, at College Station, Dec. 14, 1986 (66-64)

Individual scoring high: Nebraska 29, Tyronn Lue, at Lincoln, Jan. 11, 1997; Texas A&M 28, Tony McGinnis, at Lincoln, Dec. 20, 1991

In Lincoln: NU leads, 4-0
 At Devaney SC: NU leads, 4-0
 In College Station: A&M leads, 2-1
 In Houston: NU leads, 1-0

Year	NU-AM	Site
1969-70	78-69	(N)
1986-87	64-66	(A)
1987-88	92-60	(H)
1991-92	91-68	(H)
1996-97	74-72	(H)
1997-98	75-58	(A)
1998-99	87-68	(H)
1999-2000	76-83 (ot)	(A)

Texas Tech (10-5)

Husker-Red Raider Notes

◆ NU has won three of five meetings while the schools have been members of the Big 12. Overall, Nebraska has won six of the last eight in the series, after Tech had won the previous three meetings.

Husker-Red Raider Superlatives

Most consecutive wins (year ended): Nebraska three, twice; Texas Tech, three (1988-89)
 Most points scored: Nebraska 82, at Lincoln, Feb. 25, 1998; Texas Tech 87, at Lubbock, Feb 8, 1997
 Highest combined score: 161, Texas Tech 87, Nebraska 74, at Lubbock, Feb. 8, 1997
 Biggest winning margin: Nebraska 19, at Kansas City, March 4, 1999, (69-50); Texas Tech, 16, at Lincoln, Dec. 9, 1963 (76-60)
 Individual scoring high: Nebraska 30, Charlie Jones, at Lubbock, Dec.1, 1962; Texas Tech 33, Cory Carr, at Lubbock, Feb. 8, 1997

In Lincoln: NU leads, 5-2
 At Devaney SC: NU leads, 3-1
 In Lubbock: NU leads, 4-3
 In KC: NU leads, 1-0

Year	NU-TTU	Site
1955-56 (OT)	69-63	(H)
1956-57	67-66	(A)
1958-59	54-46	(H)
1962-63	68-66	(A)
1963-64	60-76	(H)
1964-65	78-82	(A)
1983-84	45-59	(H)
1984-85 (OT)	79-74	(A)
1988-89	71-69	(A)
1989-90	76-69	(H)
1996-97	74-87	(A)
1997-98	82-65	(H)
1998-99	68-73	(A)
	69-50*	(KC)
1999-2000	70-67	(H)

*-Phillips 66 Big 12 Tournament

Nebraska vs. NCAA Division I Conferences

Conference (Part. Teams)	G	W-L	Pct.
Atlantic Coast* (9)	3	1-2	.333
Atlantic 10* (12)	11	3-8	.273
Big East* (13)	20	7-13	.350
Big Sky* (9)	18	14-4	.777
Big South* (8)	1	1-0	1.000
Big Ten* (11)	154	49-105	.318
Big West* (12)	30	22-8	.733
Colonial Athletic* (8)	2	2-0	1.000
Conference USA (12)*	33	11-22	.333
Ivy* (8)	7	7-0	1.000
Metro Atlantic* (8)	4	3-1	.750
Mid-American* (9)	14	11-3	.786
Mid-Continent* (10)	17	17-0	1.000
Mid-Eastern* (9)	5	5-0	1.000
Midwestern (9)	19	12-7	.632
Missouri Valley* (11)	126	89-37	.706
Northeast* (10)	2	2-0	1.000
Ohio Valley* (10)	9	7-2	.778
Pacific 10* (10)	70	29-41	.414
Patriot League* (8)	6	5-1	.833
Southeastern* (12)	27	8-19	.296
Southern* (10)	13	10-3	.769
Southland* (10)	8	8-0	1.000
Southwestern* (8)	3	2-1	.667
Sun Belt* (10)	6	3-3	.500
Trans-America* (11)	2	2-0	1.000
West Coast* (8)	12	8-4	.667
Western Athletic* (16)	74	41-33	.554
Independents	3	3-0	1.000

*Denotes NCAA Tournament automatic bid to champion

NU in Exhibition Play (28-4)

Season	Opponent	NU Result
1966-67	Swedish Nationals	W 103-78
1968-69	Athletes in Action	W 74-65
1972-73	Yugoslavian Nationals	L 82-80
1978-79	Windsor	W 113-69
1981-82	Windsor	W 94-51
1982-83	Brandon	W 96-68
1983-84	Windsor	W 117-49
1985-86	Bratislava	W 101-67
1986-87	Club Bosnia	W 90-82
1987-88	Czechoslovakia	L 69-66
1988-89	Athletes in Action	L 104-102 (OT)
	Victoria All-Stars	W 109-84
1989-90	Brisbane Bullets	W 76-74
	Athletes in Action	W 104-90
1990-91	High Five America	W 128-89
	Czechoslovakia	W 92-71
1991-92	Ukraine Nationals	W 80-71
	High Five America	W 93-84
1992-93	Cuban Nationals	W 114-76
	Marathon Oil	W 126-96
1993-94	Kiev Baskets	W 122-59
	Marathon Oil	W 109-91
1994-95	USA Verich Reps	W 117-101
	Russian Red Army	W 105-83
1995-96	Spalding Americas	W 113-68
	Team Pella	W 97-75
1996-97	Pella Windows Basketball	W 82-71
	Marathon Oil	W 82-81
1997-98	Pella Windows Basketball	W 83-63
	Marathon Oil	W 87-72
1998-99	Pella Windows Basketball	W 67-61
	Next Level Sports	W 86-76
1999-2000	California South All-Stars	W 107-99 (OT)
	Ural Great-Russia	L 102-98 (OT)

Nebraska vs. All Opponents

Opponent	First Mtg.	Last Mtg.	W	L	Opponent	First Mtg.	Last Mtg.	W	L	Opponent	First Mtg.	Last Mtg.	W	L
Air Force	1960	1982	4	1	Denver YMCA	1903	1903	1	0	Kentucky	1941	1973	1	2
Alabama	1955	1986	0	2	DePaul	1908	1983	1	4	Knox	1920	1920	1	0
Ala.-Birmingham	1979	1980	2	0	Detroit	1938	1988	3	4	La Salle	1967	1972	1	1
Angelo State	1980	1980	1	0	Doane	1899	1900	2	0	Lawrence	1905	1905	1	0
Appalachian State	1993	1995	2	1	Drake	1909	1989	43	14	Lehigh	1988	1988	1	0
Arizona	1961	2000	2	2	Duquense	1949	1972	1	2	Lewis	1905	1905	0	1
Arizona State	1969	1986	1	2	Eastern Illinois	1991	2000	4	0	Lincoln High School	1904	1904	1	0
Arkansas	1933	1998	3	5	Eastern Washington	1980	1992	3	0	Lincoln YMCA	1897	1909	9	6
Ark.-Little Rock	1987	1987	1	0	Emporia State	1956	1956	1	0	Long Beach State	1975	1996	3	0
Arkansas State	1989	1989	1	0	Evansville	1985	1986	1	1	Louisiana State	1989	1989	0	1
Arkansas Tech	1979	1979	1	0	Florida A&M	1994	1994	1	0	Louisville	1947	1980	0	2
Augustana (S.D.)	1969	1984	3	0	Fond du Lac	1901	1901	0	1	Loyola (Ill.)	1937	1938	1	1
Baker	1905	1906	3	0	Fordham	1993	1993	1	0	Loyola-Marymount	1981	1981	1	0
Ball State	1981	1982	1	1	Fort Dodge	1905	1918	5	1	MacMurray	1974	1974	1	0
Baylor	1950	2000	7	3	Fort Dodge Co. G	1915	1915	0	1	Mankato State	1977	1977	1	0
Bellevue	1906	1906	1	0	Fort Riley	1906	1906	1	0	Marquette	1934	1987	3	3
Bowling Green	1991	1997	2	1	Fresno State	1952	1996	2	0	Marshall	1967	1967	0	1
Bradley	1938	1959	2	5	Fullerton State	1968	1968	1	0	Marshfield	1907	1907	1	0
Brandeis (Omaha)	1917	1917	1	0	Furman	1988	1989	2	0	Md.-Baltimore Co.	1989	1989	1	0
Brigham Young	1931	1936	1	3	Gardner Naval Res.	1943	1943	0	2	Memphis	1955	1955	0	1
Brooklyn	1987	1988	2	0	George Washington	1937	1937	0	1	Menasha	1905	1905	1	0
Brown Coll. "B" Tm.	1906	1906	1	0	Georgia	1986	1995	1	1	Mesa	1983	1983	1	0
Burgess-Nash	1916	1916	1	0	Georgia Southern	1996	1996	1	0	Miami (Fla.)	1952	1971	1	1
Butler	1930	1987	2	1	Georgia State	1973	1974	2	0	Miami (Ohio)	1963	1991	2	1
California	1938	1973	6	7	Georgia Tech	1984	1984	0	1	Michigan	1950	1993	2	6
California-Davis	1978	1978	1	0	Grambling State	1988	1998	2	1	Michigan State	1920	1994	6	8
California-Irvine	1970	1987	2	2	Great Lakes	1942	1942	0	1	Middle Tenn. State	1974	1974	0	1
Cal.-Santa Barbara	1979	1979	1	0	Greeley H.S.	1903	1903	1	0	Millikin	1935	1935	0	1
Cal St.-Bakersfield	1980	1980	1	0	Grinnell	1907	1928	17	7	Minneapolis YMCA	1904	1904	1	0
Camp Funston	1918	1918	0	1	Hamline	1915	1917	2	0	Minnesota	1902	2000	13	45
Canisius	1937	1985	1	1	Harvard	1949	1990	3	0	Minnesota Ag Coll.	1903	1903	0	1
Carleton	1932	1933	0	2	Haskell	1902	1903	0	2	Minnesota-Duluth	1974	1974	1	0
Central City	1907	1907	1	0	Hastings	1920	1920	1	0	Mississippi	1978	1979	1	1
Chaminade	1988	1989	2	0	Hawaii	1968	1998	2	4	Mississippi State	1996	1996	0	1
Charleston	1995	1995	1	0	Hawaii-Hilo	1977	1977	0	1	Missouri	1908	2000	82	110
Cheyenne Bus. Coll.	1903	1903	0	1	Highland Park	1904	1908	1	2	Missouri-St. Louis	1987	1987	1	0
Chicago Central	1905	1905	0	1	Hillyard's	1927	1927	0	1	Missouri Southern	1978	1978	1	0
Chicago State	1990	1990	1	0	Houston	1963	1970	0	3	Missouri Western	1983	1983	1	0
Cincinnati	1949	1997	0	3	Hudson College	1907	1907	1	0	Monmouth	2000	2000	1	0
Citadel	1991	1993	3	0	Idaho	1950	1990	3	4	Montana	1937	1983	2	1
Colgate	1921	1999	3	1	Idaho State	1995	1995	1	0	Montana State	1930	1986	4	2
Colorado	1903	2000	65	60	Illinois	1921	1991	2	7	Morehead State	1989	1995	2	0
Colorado College	1903	1929	6	1	Illinois Wesleyan	1921	1921	1	0	Morningside	1904	1920	7	0
Colorado State	1948	1999	8	3	Independence Coll.	1906	1906	1	0	Morrison	1908	1908	0	1
Columbia	1988	1988	1	0	Indiana	1920	1983	1	8	Muscatine	1908	1908	0	1
Connecticut	1992	1997	0	2	Iona	1983	1983	1	0	Murray State	1991	1991	0	1
Coppin State	1997	1997	1	0	Iowa	1907	1977	7	12	NATTC	1945	1945	0	1
Cornell (N.Y.)	1956	1983	2	0	Iowa State	1909	2000	123	89	Navy Pre-Flight	1945	1945	0	2
Cotner College	1909	1917	4	1	Kansas	1900	2000	70	147	Nebraska-Omaha	1988	1988	1	0
Creighton	1923	2000	21	11	Kansas City YMCA	1906	1906	1	0	Nebraska Wesleyan	1899	1923	20	6
Crete	1907	1907	1	0	Kansas State	1908	2000	84	113	Nevada-Las Vegas	1979	1999	1	1
Delaware State	1995	1996	2	0	K.C. Athletic Club	1906	1926	2	3	Nevada-Reno	1948	1997	3	1
Denver	1907	1983	5	2	Kent	1993	1993	1	0	New Mexico State	1976	1993	1	1

Opponent	First Mtg.	Last Mtg.	W	L
New Orleans	1998	1998	1	0
Niagara	1938	1938	1	0
North Carolina	1973	1973	0	1
North Carolina A&T	1999	1999	1	0
N.C. Greensboro	1998	1999	2	0
N.C.-Wilmington	1998	1998	1	0
North Dakota	1934	1935	1	1
North Dakota State	1934	1934	1	0
North Texas	1973	1989	3	0
N.E. Missouri State	1974	1986	3	0
Northeastern Illinois	1995	1996	2	0
Northern Colorado	1948	1948	1	0
Northern Illinois	1989	1991	2	1
Northern Iowa	1949	1997	13	1
Northern Michigan	1970	1970	1	0
N.W. Missouri State	1949	1987	10	0
Northwestern	1934	2000	3	1
Notre Dame	1920	1962	5	2
Ohio	1958	1994	3	0
Ohio State	1937	1989	2	4
Oklahoma	1921	2000	78	96
Oklahoma City	1964	1966	1	1
Oklahoma State	1927	2000	58	46
Omaha Alumni	1913	1915	3	0
Omaha Ath. Club	1920	1920	2	0
Omaha Christian	1904	1904	1	0
Omaha YMCA	1898	1905	6	3
Old Dominion	1997	1997	1	0
Oral Roberts	2000	2000	1	0
Oregon	1942	1996	6	3
Oregon State	1941	1997	3	5
Ottumwa Navy	1947	1947	2	0
Pacific	1967	2000	3	0
Penn State	1981	1995	1	2
Pentathlon	1945	1945	1	0
Pepperdine	1990	1990	1	0
Pittsburgh	1930	2000	1	2
Port Washington	1905	1905	1	0
Portage Co. F	1907	1908	0	2
Portland	1967	1994	2	0
Portland State	1980	1980	1	0
Princeton	1958	1958	1	0
Purdue	1948	1980	2	6
Ripon	1905	1905	0	1
Rutgers	2000	2000	0	1
Sacramento State	1979	1993	3	0
Sacred Heart Coll.	1913	1913	1	0
St. Louis	1930	1991	3	3
St. Mary's (Calif.)	1947	1976	1	1
St. Joseph's (Iowa)	1913	1917	3	0
St. Joseph's (Pa.)	1996	1996	1	0
St. Thomas (Minn.)	1917	1917	1	0
St. Thomas (Pa.)	1937	1937	1	0

Opponent	First Mtg.	Last Mtg.	W	L
Sam Houston State	1989	1992	3	0
San Diego State	1972	1972	0	1
San Francisco	1987	2000	2	1
San Jose State	1948	1989	2	2
Santa Clara	1936	1985	1	2
Shattuck	1905	1906	2	0
Simpson	1914	1917	1	1
Sioux City YMCA	1902	1904	1	1
SMU	1952	1975	3	2
Sonoma State	1981	1981	1	0
South Carolina	1976	1977	1	1
South Dakota	1911	1985	30	5
South Dakota State	1930	1982	9	0
Southern Colorado	1985	1985	1	0
Southern Illinois	1986	1987	2	0
Southern Mississippi	1987	2000	0	2
Southern Utah	1992	1994	3	0
S.W. Missouri State	1983	1983	1	0
Southwest Texas State	1999	1999	1	0
Southwestern La.	1993	1993	0	1
Springfield (Mass.)	1953	1953	1	0
Stanford	1933	1966	3	6
Stevens Point A.C.	1901	1901	0	1
Tampa	1952	1952	0	1
Temple	1937	1937	0	1
Tennessee Tech	1991	1991	1	0
Texas	1965	2000	3	8
Texas-Arlington	1993	1993	1	0
Texas A&M	1970	2000	6	2
Texas Christian	1952	1999	3	2
Texas-San Antonio	1994	1998	3	0
Texas Tech	1956	2000	10	5
Toledo	1991	1996	3	0
Topeka YMCA	1902	1902	1	1
Tulane	1983	1996	2	0
Tulsa	1998	1999	0	2
UCLA	1939	1985	2	5
UMKC	1983	1999	10	0
USC	1963	1993	1	5
Utah	1936	1981	1	2
Utah State	1961	1978	2	0
Valparaiso	1920	1920	2	0
Vanderbilt	1956	1998	2	4
Villanova	1988	1999	1	1
Virginia	1998	1998	1	0
Virginia Tech	1995	1995	0	1
Wagner	1990	1990	1	0
Washburn	1908	1908	1	0
Washington	1931	1997	3	6
Washington (Mo.)	1918	1949	12	6
Washington State	1967	1999	6	2
Weber State	1997	1997	1	0
Wesleyan Auto	1914	1914	0	1

Opponent	First Mtg.	Last Mtg.	W	L
West Virginia	1930	1930	0	1
Western Carolina	2000	2000	0	1
Western Illinois	1978	1998	3	0
Western Kentucky	1947	1986	0	2
Western Reserve	1937	1949	2	0
Wichita State	1956	1994	6	5
Wisconsin	1904	1999	10	6
Wis.-Green Bay	1991	1992	2	0
Wis.-Oshkosh	1980	1980	1	0
Wis.-Stevens Pt.	1982	1985	2	0
Wisconsin-Stout	1986	1986	1	0
Wisconsin-Superior	1932	1932	0	1
Wyoming	1934	1990	15	10
Xavier (Ohio)	1984	1991	0	2
York College	1917	1917	1	0

2000-2001 Opponents in Bold

NU Game-by-Game vs. Non-Conference Opponents

Air Force (4-1)	Baker (3-0)	12-11-65 70 68 (A)	Totals 207 160	12-6-86 66 78 (A)
12-5-59 68 54 (H)	1904-05 49 19	12-21-68 73 86 (N)	Colorado College (6-1)	1-3-87 70 65 (H)
12-9-61 49 58 (A)	2-3-06 34 23 (H)	12-8-72 50 75 (N)	2-4-03 39 11 (A)	12-9-87 73 88 (A)
12-8-62 43 39 (H)	2-21-06 33 27 (A)	Totals 706 762	1-14-20 32 19 (A)	11-26-88 86 77 (H)
12-9-72 57 53 (N)	Totals 116 69	California-Davis (1-0)	1-15-20 23 25 (A)	12-14-89 83 86 (A)
12-28-81 63 47 (N)	Ball State (1-1)	12-16-77 69 64 (H)	3-5-20 23 9 (H)	12-6-90 97 63 (H)
Totals 280 251	12-27-80 62 67 (A)	California-Irvine (2-2)	3-6-20 33 12 (H)	12-7-91 90 85 (A)
Alabama (0-2)	12-19-81 64 63 (H)	12-1-69 76 73 (H)	1-4-29 32 25 (A)	12-10-92 100 88 (H)
12-20-54 76 88 (A)	Totals 126 130	12-28-84 73 67 (N)	1-5-29 48 26 (A)	12-9-93 67 53 (A)
12-29-85 61 78 (N)	Bellevue (1-0)	12-2-85 80 87 (H)	Totals 230 127	12-7-94 85 57 (H)
Totals 137 166	3-20-06 39 27 (A)	11-28-86 101 109 (A)	Colorado State (8-3)	12-6-95 88 67 (A)
Alabama-Birmingham (2-0)	Bowling Green (2-1)	Totals 330 336	12-23-47 67 47 (H)	1-8-97 71 52 (H)
11-24-78 64 55 (A)	12-15-90 99 85 (H)	Cal St.-Bakersfield (1-0)	12-19-49 63 43 (H)	12-10-97 73 84 (A)
12-22-79 92 84 (H)	12-7-96 73 68 (H)	12-13-79 94 80 (H)	12-19-70 69 65 (H)	12-9-98 76 60 (H)
Totals 156 139	1-1-97 55 58 (N)	Camp Funston (0-1)	12-16-71 51 57 (N)	12-9-99 72 89 (A)
Angelo State (1-0)	Totals 227 211	1917-18 14 43 (H)	12-22-80 54 48 (H)	Totals 2,008 1,875
1-5-80 83 70 (H)	Bradley (2-5)	Canisius (1-1)	12-23-81 51 58 (A)	Crete (1-0)
Appalachian State (2-1)	12-30-37 30 50 (A)	12-29-36 34 39 (A)	1-4-84 56 54 (H)	1-4-07 82 8 (A)
12-19-92 93 83 (H)	12-17-38 24 39 (H)	3-13-85 79 66 (H)	1-12-85 88 78 (A)	Delaware State (2-0)
12-1-93 82 91 (A)	12-29-45 33 53 (A)	Totals 113 105	3-14-96 91 83 (A)	12-29-94 94 52 (H)
12-31-94 108 71 (H)	12-12-49 54 64 (A)	Carleton (0-2)	11-25-97 64 57 (H)	12-20-95 88 41 (H)
Totals 283 245	12-20-52 73 65 (A)	1-4-32 30 40 (H)	12-12-98 49 75 (A)	Totals 182 93
Arizona (2-2)	12-18-55 93 68 (A)	12-22-32 19 23 (A)	Totals 703 665	Denver (5-2)
12-21-60 79 55 (H)	12-18-58 48 85 (A)	Totals 49 63	Columbia (1-0)	3-1-07 40 13 (H)
12-23-68 63 68 (A)	Totals 355 424	Central City (1-0)	1-2-88 82 62 (H)	1-26-35 34 22 (H)
12-20-69 79 69 (H)	Brandeis (Omaha) (1-0)	1-26-07 40 9 (H)	Connecticut (0-2)	1-7-36 35 45 (A)
12-18-99 59 80 (N)	1916-17 29 11	11-29-87 76 75 (A)	3-19-92 65 86 (N)	12-16-57 68 63 (H)
Totals 280 272	Brigham Young (1-3)	12-28-88 86 85 (A)	3-21-97 67 76 (A)	12-13-60 77 52 (H)
Arizona State (1-2)	1-5-31 44 55 (H)	Totals 162 160	Totals 132 162	12-15-62 54 63 (H)
12-20-68 76 83 (A)	12-17-31 27 31 (H)	Carleton (0-2)	Coppin State (1-0)	11-26-82 94 58 (H)
12-7-74 62 83 (A)	12-17-35 53 34 (H)	11-29-87 76 75 (A)	12-6-96 88 72 (H)	Totals 402 316
12-23-85 80 67 (H)	12-28-35 39 46 (A)	12-28-88 86 85 (A)	Cornell (2-0)	Denver YMCA (1-0)
Totals 218 233	Totals 163 166	11-27-94 74 72 (N)	12-29-55 70 69 (N)	2-3-03 44 29 (A)
Arkansas (2-6)	Brooklyn (2-0)	Cheyenne Business (0-1)	12-29-82 66 56 (N)	DePaul (1-4)
12-16-32 24 41 (H)	1-7-87 62 46 (H)	2-7-03 28 42 (A)	Totals 136 125	3-4-07 25 18 (A)
12-12-46 46 57 (N)	12-21-87 72 44 (H)	Chicago Central (0-1)	Cotner College (4-1)	12-22-33 13 33 (A)
12-30-80 52 64 (A)	Totals 134 90	1904-05 22 59	12-12-08 28 24 (H)	2-24-39 33 37 (H)
1-9-82 50 51 (H)	Brown College "B" (1-0)	1916-17 42 10	1-7-11 17 35 (H)	12-11-43 15 55 (A)
1-3-83 58 64 (N)	1905-06 57 12 (H)	Chicago State (1-0)	1-11-13 29 18 (H)	3-28-83 58 68 (N)
12-10-83 67 54 (H)	Burgess-Nash (1-0)	1-16-90 92 57 (H)	1-17-14 56 11 (H)	Totals 144 211
3-17-87 78 71 (H)	1-30-16 24 20 (A)	Cincinnati (0-3)	1916-17 42 10	Detroit (3-4)
3-12-98 65 74 (N)	Butler (2-1)	12-18-48 46 64 (A)	Totals 172 98	12-28-37 33 34 (A)
Totals 440 476	12-30-29 26 38 (A)	12-19-60 60 75 (A)	Creighton (21-11)	1-2-40 46 47 (H)
Arkansas-Little Rock (1-0)	2-2-31 32 14 (H)	12-31-96 73 84 (N)	1922-23 24 46 (A)	12-29-41 29 33 (A)
3-26-87 76 67 (N)	12-29-86 67 56 (N)	Totals 179 223	1923-24 25 21 (H)	1-31-59 91 77 (H)
Arkansas State (1-0)	Totals 125 108	The Citadel (3-0)	2-28-25 15 11 (A)	12-17-60 62 71 (A)
3-16-89 81 79 (H)	California (6-7)	12-30-90 94 80 (A)	1-9-26 20 15 (A)	12-22-86 71 55 (H)
Arkansas Tech (1-0)	1-7-38 38 32 (H)	12-2-91 84 61 (H)	2-15-26 11 15 (H)	12-7-87 63 58 (A)
11-25-78 70 59 (H)	12-26-38 46 43 (A)	12-7-92 86 46 (H)	3-4-32 18 47 (A)	Totals 332 375
Augustana (S.D.) (3-0)	12-27-38 30 58 (A)	Totals 264 187	3-7-32 26 28 (H)	Doane (2-0)
12-14-68 73 56 (H)	1-6-40 46 32 (H)	Colgate (3-1)	12-9-77 65 58 (H)	1-17-99 52 7 (H)
12-4-69 75 56 (H)	12-26-40 24 30 (A)	2-25-21 15 21 (H)	12-9-78 61 78 (A)	1899-00 57 3 (H)
11-26-83 113 69 (H)	12-11-50 59 62 (A)	2-26-21 24 15 (H)	12-8-79 64 55 (H)	Totals 109 10
Totals 261 181	12-22-61 49 50 (A)	12-4-92 108 76 (H)	12-6-80 61 66 (A)	Drake (43-14)
	12-21-64 87 80 (H)	12-5-98 60 48 (H)	12-5-81 86 46 (H)	1-22-09 39 30 (H)
	12-22-64 63 59 (H)		12-4-82 65 62 (A)	1-23-09 34 12 (H)
	12-10-65 71 87 (A)		12-3-83 65 56 (H)	2-10-09 12 34 (A)
			3-15-84 56 54 (A)	2-11-09 15 25 (A)
			12-8-84 78 73 (A)	1-28-10 40 14 (H)
			12-7-85 71 52 (H)	1-29-10 27 6 (H)

00-01 Opponents

Long Beach State (3-0)
 12-6-74 67 55 (N)
 1-9-95 82 71 (A)
 1-6-96 69 68 (H)
Totals 218 194

Louisiana State (0-1)
 12-30-88 87 90 (N)

Louisville (0-2)
 12-30-46 53 68 (A)
 12-30-79 58 65 (N)
Totals 111 133

Loyola (Ill.) (1-1)
 12-26-36 35 53 (A)
 2-19-38 39 38 (H)
Totals 74 91

Loyola-Marymount (1-0)
 12-12-80 67 66 (N)

MacMurray (1-0)
 12-15-73 76 50 (H)

Mankato State (1-0)
 12-22-76 64 61 (H)

Marquette (3-3)
 12-20-33 22 25 (A)
 12-14-40 35 20 (H)
 12-31-45 36 49 (A)
 12-21-57 64 79 (A)
 12-8-58 62 60 (H)
 3-11-87 78 76 (H)
Totals 297 309

Marshall (0-1)
 3-13-67 88 119 (N)

Marshfield (1-0)
 2-19-07 33 16 (A)

Md.-Baltimore County (1-0)
 1-17-89 86 65 (H)

Memphis (0-1)
 12-22-54 79 86 (A)

Menasha (1-0)
 1904-05 37 19

Mesa (1-0)
 1-7-83 94 57 (H)

Miami, Fla. (1-1)
 12-22-51 60 70 (A)
 12-18-70 85 58 (H)
Totals 145 128

Miami (Ohio) (2-1)
 12-17-62 72 69 (H)
 11-27-89 71 91 (A)
 12-22-90 88 73 (H)
Totals 231 233

Michigan (2-6)
 12-29-49 65 67 (N)
 12-10-55 71 77 (A)
 12-8-56 73 60 (H)
 12-7-57 57 81 (A)

12-6-63 55 80 (A)
 12-12-64 74 73 (H)
 3-6-80 69 76 (A)
 12-28-92 73 88 (N)
Totals 537 602

Michigan State (6-8)
 2-13-20 43 26 (H)
 2-14-20 39 20 (H)
 12-27-56 65 79 (N)
 12-20-58 55 80 (A)
 12-17-59 80 82 (H)
 12-20-67 70 74 (A)
 12-16-68 73 59 (H)
 12-29-83 45 58 (N)
 11-30-88 75 77 (H)
 11-29-89 69 80 (A)
 11-28-90 71 69 (H)
 12-4-91 78 101 (A)
 12-18-93 85 81 (A)
 12-10-94 96 91 (H)
Totals 944 977

Middle Tennessee St. (1-0)
 12-8-73 65 76 (N)

Millikin (0-1)
 1-4-35 35 36 (A)
Minneapolis YMCA (1-0)
 1903-04 15 10

Minnesota (13-45)
 2-15-02 9 52 (A)
 3-7-03 14 41 (A)
 1903-04 21 42
 1904-05 22 21
 1904-05 28 25
 2-15-07 19 20 (A)
 2-16-07 18 20 (A)
 2-28-08 12 43 (A)
 2-29-08 10 32 (A)
 2-5-09 17 24 (A)
 2-6-09 21 39 (A)
 2-19-09 26 28 (H)
 2-20-09 20 29 (H)
 2-18-10 14 33 (A)
 2-19-10 9 27 (A)
 1-27-11 10 25 (A)
 1-28-11 15 40 (A)
 1-26-12 15 40 (A)
 1-25-13 11 20 (A)
 2-6-14 21 16 (A)
 2-7-14 14 9 (A)
 1-8-15 18 22 (A)
 1-9-15 9 23 (A)
 12-29-31 24 32 (A)
 12-23-32 25 27 (A)
 1-2-33 22 32 (H)
 1-1-34 16 32 (A)
 12-29-34 26 24 (H)
 12-20-35 41 24 (A)
 12-21-36 29 24 (H)
 12-20-37 28 33 (A)
 12-21-38 37 66 (H)
 12-23-39 37 61 (A)
 12-21-40 36 43 (H)
 12-27-41 32 56 (A)
 12-13-43 21 40 (A)
 1-22-44 32 45 (H)
 12-22-44 54 55 (H)
 12-8-45 30 55 (A)

12-23-46 58 66 (H)
 12-13-47 59 63 (A)
 12-6-48 52 61 (H)
 12-2-50 41 55 (A)
 12-8-51 55 63 (H)
 12-13-52 62 71 (A)
 12-5-53 64 75 (A)
 12-13-58 57 78 (A)
 12-7-59 76 66 (H)
 12-8-76 58 66 (H)
 12-19-77 63 49 (A)
 11-28-78 58 48 (H)
 12-15-79 58 75 (A)
 11-26-95 96 85 (N)
 12-9-95 80 91 (A)
 12-21-96 56 70 (H)
 12-13-97 70 66 (A)
 12-19-98 51 55 (H)
 12-31-99 90 78 (H)
Totals 2,067 2,601

Minnesota Ag College (0-1)
 3-6-03 4 13 (A)

Minnesota-Duluth (1-0)
 12-3-73 77 50 (H)

Mississippi (1-1)
 12-17-77 80 70 (H)
 12-16-78 67 70 (N)
Totals 147 140

Mississippi State (0-1)
 12-30-95 66 69 (N)

Missouri-Kansas City (10-0)
 12-8-82 69 50 (H)
 11-25-89 91 76 (H)
 1-9-91 97 78 (A)
 1-20-92 71 71 (H)
 1-9-93 66 65 (A)
 1-5-94 92 71 (H)
 1-18-95 63 60 (A)
 1-17-96 87 69 (H)
 12-11-96 76 64 (A)
 12-30-98 81 65 (A)
Totals 793 669

Missouri-St. Louis (1-0)
 12-27-86 89 63 (H)

Missouri Southern (1-0)
 12-2-77 61 54 (H)

Missouri Western (1-0)
 12-20-82 93 43 (H)

Monmouth (1-0)
 12-4-99 63 47 (H)

Montana (2-1)
 12-19-36 53 39 (H)
 12-23-80 69 46 (H)
 11-29-82 51 61 (A)
Totals 173 146

Montana State (4-2)
 1-11-30 30 61 (H)
 12-6-58 75 43 (H)

12-23-59 58 64 (A)
 12-23-77 104 60 (H)
 12-3-84 86 65 (H)
 12-14-85 76 59 (A)
Totals 429 352

Morehead State (2-0)
 12-29-88 81 77 (N)
 12-2-94 96 55 (H)
Totals 177 132

Morningside (7-0)
 1903-04 57 27
 1-26-11 23 19 (A)
 1-27-12 62 10 (A)
 12-17-19 37 14 (H)
 12-18-19 39 9 (H)
 2-24-20 44 12 (A)
 2-25-20 50 13 (A)
Totals 312 104

Morrison (0-1)
 3-5-08 19 23 (A)

Muscatine (0-1)
 1-11-08 31 39 (H)

Murray State (0-1)
 11-25-90 79 81 (N)

NATTC (0-1)
 1-15-45 34 57 (A)

Navy Pre-Flight (0-2)
 1-30-45 42 62 (H)
 2-20-45 41 55 (A)
Totals 83 117

Nebraska-Omaha (1-0)
 1-25-88 96 67 (H)

Nebraska Wesleyan (20-6)
 12-13-1898 37 5 (H)
 2-2-1899 57 3 (A)
 1899-00 42 9 (H)
 1-18-02 63 14 (H)
 1903-04 47 10
 1903-04 31 32
 1903-04 25 9
 1904-05 32 31
 1904-05 57 23
 1-11-07 38 26 (A)
 3-25-07 59 11 (H)
 12-18-07 33 19 (A)
 3-8-09 32 62 (A)
 1-14-11 42 26 (H)
 1-18-13 39 26 (H)
 2-7-13 27 20 (A)
 1-23-14 29 20 (H)
 1-24-14 18 24 (H)
 2-5-15 13 9 (A)
 3-3-15 15 39 (H)
 2-18-16 19 23 (A)
 1916-17 27 14
 1916-17 15 18
 1917-18 18 10 (A)
 1917-18 24 14 (H)
 1922-23 24 22 (H)
Totals 863 519

Nevada-Las Vegas (1-1)
 12-23-78 63 79 (A)
 3-10-99 68 55 (H)
Totals 131 134

Nevada (3-1)
 12-30-47 58 63 (A)
 12-14-70 116 71 (H)
 12-12-77 67 50 (H)
 3-18-97 78 68 (A)
Totals 319 252

New Orleans (1-0)
 11-22-97 81 66 (H)

New Mexico State (1-1)
 12-20-75 79 75 (A)
 3-19-93 79 93 (N)
Totals 158 168

Niagara (1-0)
 1-1-38 43 37 (A)

North Carolina (0-1)
 1-6-73 62 79 (N)

North Carolina A&T (1-0)
 11-28-98 65 47 (H)

North Carolina-Greensboro (2-0)
 11-16-97 75 51 (H)
 11-14-98 79 59 (H)
Totals 154 110

North Carolina-Wilmington (1-0)
 12-5-97 85 68 (H)

North Dakota (1-1)
 12-29-33 22 50 (A)
 12-22-34 34 21 (H)
Totals 56 71

North Dakota State (1-0)
 12-30-33 32 29 (A)

North Texas (3-0)
 11-24-72 64 46 (H)
 12-10-74 69 56 (A)
 12-2-88 90 84 (H)
Totals 223 186

N.E. Missouri State (3-0)
 12-14-73 67 54 (H)
 12-7-83 82 61 (H)
 1-11-86 99 56 (H)
Totals 248 171

Northeastern Illinois (2-0)
 12-21-94 101 60 (H)
 12-18-95 94 76 (H)
Totals 195 136

Northern Colorado (1-0)
 1-2-48 58 54 (A)

Northern Illinois (2-1)
 1-12-89 71 56 (H)
 12-5-89 56 65 (A)
 2-18-91 82 73 (H)
Totals 209 194

00-01 Opponents

Southern Mississippi (0-2)
 3-24-87 75 82 (N)
 11-26-99 48 75 (N)
Totals 123 157

Southern Utah (3-0)
 11-30-91 106 101 (A)
 1-5-93 100 85 (H)
 1-5-94 89 85 (H)
Totals 295 271

S.W. Missouri State (1-0)
 1-15-83 98 46 (H)

Southwest Texas State (1-0)
 12-4-98 63 54 (H)

Southwestern Louisiana (0-1)
 12-29-92 80 109 (N)

Springfield (Mass.) (1-0)
 12-17-52 82 73 (H)

Stanford (3-6)
 1-3-33 17 21 (H)
 1-2-35 31 34 (H)
 1-4-36 39 42 (A)
 1-3-39 47 56 (A)
 12-20-39 48 47 (H)
 12-27-40 46 57 (A)
 12-27-47 51 47 (A)
 12-23-61 59 72 (A)
 12-20-65 71 67 (H)
Totals 409 443

Stevens Point A.C. (0-1)
 1900-01 13 38 (A)

Tampa (0-1)
 12-21-51 76 81 (A)

Temple (0-1)
 1-1-37 27 43 (A)

Tennessee Tech (1-0)
 12-14-90 113 92 (H)

Texas-Arlington (1-0)
 12-21-92 116 95 (H)

Texas Christian (3-2)
 12-20-51 57 58 (A)
 12-11-70 69 64 (A)
 12-11-72 72 58 (H)
 3-24-83 67 57 (H)
 3-15-99 89 101 (A)
Totals 354 338

Texas-San Antonio (3-0)
 11-27-93 96 85 (H)
 12-3-96 79 76 (H)
 11-29-97 68 59 (H)
Totals 243 220

Toledo (3-0)
 12-8-90 105 68 (H)
 1-2-92 57 52 (A)
 11-24-95 72 59 (N)
Totals 234 179

Topeka YMCA (1-1)
 3-3-02 36 52 (A)
 3-22-02 27 13 (H)
Totals 63 65

Tulane (2-0)
 3-17-83 72 65 (H)
 3-26-96 90 78 (N)
Totals 162 143

Tulsa (0-2)
 12-1-97 68 85 (A)
 12-1-98 49 52 (H)
Totals 117 137

UC Santa Barbara (1-0)
 12-22-78 75 55 (N)

UCLA (2-5)
 12-29-38 35 30 (A)
 12-30-38 40 42 (A)
 12-20-41 36 42 (H)
 12-16-55 71 65 (H)
 11-30-56 56 69 (A)
 12-1-56 60 78 (A)
 3-19-85 63 82 (A)
Totals 361 408

Utah (1-2)
 12-30-35 48 47 (A)
 12-27-39 40 63 (H)
 12-13-80 55 57 (A)
Totals 143 167

Utah State (2-0)
 12-7-60 65 60 (H)
 3-8-78 67 66 (H)
Totals 132 126

Valparaiso (2-0)
 2-27-20 30 17 (A)
 2-28-20 35 20 (A)
Totals 65 37

Vanderbilt (2-4)
 12-21-55 48 66 (H)
 12-22-56 54 78 (A)
 12-7-73 58 82 (A)
 12-23-74 81 66 (H)
 12-22-75 68 57 (A)
 12-30-97 69 80 (N)
Totals 378 429

Villanova (0-2)
 11-27-87 53 70 (N)
 11-19-98 60 75 (N)
Totals 113 145

Virginia (1-0)
 12-27-97 80 65 (N)

Virginia Tech (0-1)
 11-26-94 81 87 (N)

Wagner (1-0)
 12-30-89 88 67 (H)

Washburn (1-0)
 1-16-08 26 25 (A)

Washington (3-6)
 12-27-30 38 41 (A)
 12-29-30 24 27 (A)
 12-30-30 32 38 (A)
 12-8-50 49 54 (A)
 12-9-50 53 71 (A)
 12-6-75 63 75 (H)
 11-29-76 59 58 (A)
 3-21-87 81 76 (H)
 3-12-97 67 63 (H)
Totals 466 503

Washington (Mo.) (12-6)
 1917-18 17 44 (A)
 2-7-19 35 25 (H)
 2-8-19 28 13 (H)
 1-7-22 31 23 (H)
 2-25-22 33 32 (A)
 1922-23 32 34 (H)
 1922-23 24 22 (A)
 2-9-24 32 18 (A)
 1923-24 38 17 (H)
 2-20-25 24 20 (A)
 3-5-25 16 36 (H)
 2-20-26 26 20 (H)
 3-6-26 14 22 (A)
 1926-27 37 20 (A)
 1926-27 41 24 (H)
 12-16-27 27 28 (A)
 1-9-28 19 30 (H)
 1-11-49 48 45 (H)
Totals 522 473

Washington State (6-2)
 12-12-66 100 75 (H)
 12-13-66 80 78 (H)
 12-8-67 70 93 (A)
 12-9-67 91 76 (A)
 12-22-84 58 63 (H)
 12-12-85 79 72 (A)
 3-19-96 82 73 (H)
 11-21-98 95 84 (N)
Totals 655 614

Weber State (1-0)
 11-26-96 83 66 (H)

Wesleyan Auto (0-1)
 3-5-14 19 31 (H)

West Virginia (0-1)
 1-2-30 19 45 (A)

Western Carolina (0-1)
 12-3-99 72 74 (H)

Western Illinois (3-0)
 12-21-77 73 72 (H)
 12-17-94 69 62 (H)
 11-19-97 86 57 (H)
Totals 228 191

Western Kentucky (0-2)
 12-31-46 56 74 (A)
 3-14-86 69 67 (N)
Totals 125 141

Western Reserve (2-0)
 12-28-36 41 35 (A)
 12-21-48 83 80 (A)
Totals 124 115

Wichita State (6-5)
 12-12-55 46 71 (A)
 12-3-60 63 65 (H)
 12-4-61 49 79 (A)
 12-10-68 94 92 (H)
 12-6-69 81 79 (A)
 12-23-70 72 71 (A)
 12-4-71 61 74 (H)
 1-7-74 58 66 (A)
 12-14-74 78 65 (H)
 12-12-92 71 64 (A)
 12-11-93 94 72 (H)
Totals 767 798

Wisconsin (10-6)
 1903-04 25 22 (H)
 2-21-07 31 35 (A)
 3-3-08 4 43 (A)
 1-4-22 14 27 (A)
 12-30-39 53 43 (A)
 1-4-41 31 46 (H)
 12-19-55 52 71 (A)
 12-10-56 53 51 (H)
 12-1-65 101 88 (A)
 11-30-68 68 55 (H)
 12-27-79 83 82 (N)
 12-5-83 71 69 (A)
 12-12-84 53 51 (H)
 12-11-90 75 63 (A)
 12-11-91 86 67 (H)
 11-22-98 41 78 (N)
Totals 841 891

Wisconsin-Green Bay (2-0)
 1-2-91 70 63 (A)
 12-30-91 76 68 (H)
Totals 146 131

Wisconsin-Oshkosh (1-0)
 1-4-80 96 72 (H)

Wisconsin-Stevens Point (2-0)
 11-30-81 74 45 (H)
 1-9-85 69 62 (H)
Totals 143 107

Wisconsin-Stout (1-0)
 11-23-85 71 53 (H)

Wisconsin-Superior (0-1)
 12-28-31 34 36 (A)

Wyoming (15-10)
 1-20-34 24 33 (H)
 12-15-34 23 26 (A)
 12-27-35 46 42 (A)
 1-13-36 31 22 (H)
 12-23-38 38 30 (H)
 12-5-57 77 66 (H)
 12-20-61 70 71 (A)
 12-2-63 79 72 (H)
 12-3-64 68 94 (A)
 12-7-66 98 102 (A)
 12-23-67 82 74 (H)
 12-1-70 68 63 (A)
 12-1-71 81 63 (H)
 12-1-72 59 65 (A)
 12-1-73 70 62 (H)
 11-28-80 59 62 (H)
 11-27-81 48 62 (A)
 12-18-82 68 57 (H)
 12-20-83 67 64 (A)
 12-10-84 79 65 (H)
 11-30-85 64 53 (A)
 12-20-86 62 61 (H)
 12-19-87 58 87 (A)
 1-23-89 71 58 (H)
 1-22-90 65 95 (A)
Totals 1,555 1,487

Xavier (Ohio) (0-2)
 3-19-84 57 58 (A)
 3-14-91 84 89 (N)
Totals 141 147

York College (1-0)
 1916-17 23 14

Nebraska in the Big Eight/Big 12 Tournament

1977: (0-1)
58 at Kansas 61
Champion: Kansas State
(11-3 Big Eight/23-8 Overall)
Tournament Champion: Kansas State

1978: (1-1)
71 Oklahoma State 63
58 Missouri 61
Champion: Kansas (13-1/24-5)
Tournament Champion: Missouri

1979: (0-1)
60 at Kansas State 61 (2OT)
Champion: Oklahoma (10-4/21-10)
Tournament Champion: Oklahoma

1980: (1-1)
75 Oklahoma 68
59 Kansas State 60
Jack Moore, All-Tournament
Champion: Missouri (11-3/25-6)
Tournament Champion: Kansas State

1981: (0-1)
66 Colorado 70
Champion: Missouri (10-4/22-10)
Tournament Champion: Kansas

1982: (1-1)
60 Oklahoma State 49
53 Missouri 58
Champion: Missouri (12-2/27-4)
Tournament Champion: Missouri

1983: (1-1)
94 Iowa State 71
63 Missouri 69
Champion: Missouri (12-2/26-8)
Tournament Champion: Oklahoma State

1984: (0-1)
39 Kansas State 41
Champion: Oklahoma State (13-1/29-5)
Tournament Champion: Kansas

1985: (0-1)
69 at Kansas 74
Champion: Oklahoma (13-1/31-6)
Tournament Champion: Oklahoma

1986: (1-1)
82 Oklahoma State 75
58 Iowa State 75
Bernard Day, All-Tournament
Champion: Kansas (13-1/35-4)
Tournament Champion: Kansas

1987: (0-1)
45 Kansas State 47
Champion: Missouri (11-3/24-10)
Tournament Champion: Missouri

1988: (0-1)
70 Kansas State 75
Champion: Oklahoma (12-2/35-4)
Tournament Champion: Oklahoma

1989: (0-1)
70 Missouri 98
Champion: Oklahoma (12-2/30-6)
Tournament Champion: Missouri

1990: (0-1)
65 Oklahoma 78
Champion: Missouri (12-2/26-6)
Tournament Champion: Oklahoma

1991: (2-1)
117 Oklahoma 113 (OT)
87 Kansas 83
82 Missouri 90
Clifford Scales and Tony Farmer, All-Tournament
Champions: Oklahoma State (10-4/24-8), Kansas (10-4/27-8)
Tournament Champion: Missouri

1992: (0-1)
85 Oklahoma 107
Champion: Kansas (11-3/27-5)
Tournament Champion: Kansas

1993: (0-1)
45 Kansas State 47
Champion: Kansas (11-3/29-7)
Tournament Champion: Missouri

1994: (3-0)
105 Oklahoma 88
98 Missouri 91
77 Oklahoma State 66
Eric Piatkowski (MVP), Bruce Chubick, Jaron Boone, All-Tournament
Champion: Missouri (14-0/28-4)
Tournament Champion: Nebraska

1995: (0-1)
48 Oklahoma State 68
Champion: Kansas (11-3/25-6)
Tournament Champion: Oklahoma State

1996: (0-1)
60 Iowa State 62
Champion: Kansas (12-2, 29-5)
Tournament Champion: Iowa State

1997: (0-1)
72 Missouri 78
Champion: Kansas (15-1, 34-2)
Tournament Champion: Kansas

1998: (1-1)
65 Baylor 46
59 Kansas 91
Champion: Kansas (15-1, 35-4)
Tournament Champion: Kansas

1999: (1-1)
69 Texas Tech 50
53 Kansas 77
Champion: Texas (19-13, 13-3)
Tournament Champion: Kansas

2000: (0-1)
55 Baylor 63
Champion: Iowa State (32-5, 14-2)
Tournament Champion: Iowa State

Nebraska by Round

First*

Home: 0-0
Away: 0-0
K.C.: 1-2
All-Time: 1-2

Quarterfinals:

Home: 4-2
Away: 0-3
K.C.: 4-9
All-Time: 8-14

Semifinals

Home: 0-0
Away: 0-0
K.C.: 2-6
All-Time: 2-6

Championship

Home: 0-0
Away: 0-0
K.C.: 1-1
All-Time: 1-1

Totals

Home: 4-2
Away: 0-3
K.C.: 8-18
All-Time: 12-23

*-First round refers to opening round of Big 12 tourney; quarterfinals are opening round of Big Eight tourney, quarterfinals of Big 12.

All-Time NU Conference Tournament Records

Nebraska vs.:	League		Overall In Kemper	Overall In K.C.
	Tourney	In Kemper		
Baylor	1-1	1-1	1-1	1-1
Colorado	0-1	0-0	0-2	1-13
Iowa State	1-2	0-2	1-2	5-8
Kansas	1-4	1-2	1-4	4-16
Kansas State	0-6	0-4	0-6	3-16
Missouri	1-6	1-6	2-6	9-12
Oklahoma	3-2	2-2	7-2	14-5
Oklahoma State	4-1	2-1	4-1	12-6
Texas Tech	1-0	1-0	1-0	1-0
Others				4-4

Tournament Titles by School (titles/final game appearances): Kansas (7/11); Missouri (6/9); Oklahoma (4/9); Kansas State (2/6); Oklahoma State (2/5); Iowa State (2/5); Nebraska (1/2); Colorado (0/1)

Nebraska Conference Tournament Records

Individual, Game

Points--42; Eric Piatkowski, vs. Oklahoma, 1994
 Opponent--34; Jeff Webster, Oklahoma, 1994
 Field Goals--14; Eric Piatkowski, vs. Oklahoma, 1994 (23 att.)
 Opponent--12; Jeff Webster, Oklahoma, 1994 (21 att.)
 Field Goal Attempts--23; Eric Piatkowski, vs. Oklahoma, 1994 (14 made); Tyronn Lue vs. Missouri, 1997 (10 made)
 Opponent--21; John Douglas, Kansas, Feb. 26, 1977 (9 made); Jeff Webster, Oklahoma, 1994 (12 made)
 Field Goals, No Misses--6; Andre Smith, vs. Colorado, 1981
 Opponent--8; Ed Nealy, Kansas State, 1980
 3-Point Goals--4; Ray Richardson, vs. Missouri, 1989 (9 att.); Eric Piatkowski, vs. Oklahoma, 1994 (8 att.); Tyronn Lue vs. Baylor, 1998 (9 att.); Cary Cochran vs. Baylor, 2000 (8 att.)
 Opponent--6; Randy Rutherford, Oklahoma State, 1994 (11 att.)
 3-Point Attempts--9; Ray Richardson, vs. Missouri, 1989 (4 made); Eric Piatkowski, vs. Oklahoma, 1992 (0 made); Tyronn Lue vs. Baylor, 1998 (4 made)
 Opponent--14; Mark Atkins, Missouri, 1994 (4 made)
 3-Point Percentage--1.000; Clifford Scales, vs. Oklahoma, 1991 (3-3)
 Opponent--.750; Askia Jones, Kansas State, 1993 (3-4)
 Free Throws--13; Tony Farmer, vs. Kansas, 1991 (16 att.)
 Opponent--12; Doug Smith, Missouri, 1991 (14 att.)
 Free Throw Attempts--16; Tony Farmer vs. Kansas, 1991 (13 made)
 Opponent--14; Doug Smith, Missouri, 1991 (12 made)
 Free Throws Made, No Misses--*12; Tony Farmer vs. Oklahoma, 1991
 Opponent--11; Mark Tucker, Oklahoma State, 1978
 Rebounds--16; Bruce Chubick, vs. Oklahoma, 1994
 Opponent--14; Fred Burley, Oklahoma State, 1994
 Assists--14; Brian Carr at Kansas, 1985
 Opponent--9; Lee Coward, Missouri, 1989
 Blocked Shots--5; Derrick Chandler vs. Kansas State, 1993
 Opponent--*8; John Flippen, Baylor, 2000
 Steals--*8; Venson Hamilton vs. Texas Tech, 1999
 Opponent--6; Nick Bradford, Kansas, 1998
 Minutes--*50; Andre Smith and Brian Banks, at Kansas State, 1979
 Opponent--*50; Glenn Marshall, Kansas State, 1979

The Big 12 in Postseason Play

Team	NCAA			NIT			Overall		
	App.	W-L	Pct.	App.	W-L	Pct.	App.	W-L	Pct.
Kansas	29	59-29	.670	2	3-2	.600	31	62-31	.667
Oklahoma State	17	30-16	.652	7	6-8	.429	24	36-24	.600
Oklahoma	19	23-19	.548	6	9-6	.600	25	32-25	.561
Nebraska	6	0-6	.000	12	20-11	.655	18	20-17	.541
Colorado	9	9-11	.450	6	8-5	.615	15	17-16	.515
Texas	18	18-21	.462	4	6-3	.667	22	24-24	.500
Kansas State	22	27-26	.509	5	4-6	.400	*28	31-32	.492
Iowa State	11	11-11	.500	1	0-1	.000	12	11-12	.478
Missouri	18	13-18	.419	4	1-4	.200	*22	14-22	.389
Texas A&M	6	3-7	.300	5	4-5	.444	11	7-12	.368
Texas Tech	10	5-11	.313	2	0-2	.000	12	5-13	.277
Baylor	4	3-6	.333	2	0-2	.000	6	3-8	.273

*Includes 0-1 record in Commissioner's Invitational Tournament. NCAA District playoff games are not included in NCAA Tournament records.

Individual, Career

Points--136; Eric Piatkowski, 1991-94 (8 games)
 Field Goals--45; Eric Piatkowski, 1991-94 (110 att., 8 games)
 Field Goal Attempts--110; Eric Piatkowski, 1991-94 (45 made, 8 games)
 Field Goal Percentage--.667; Mike Naderer, 1978-81 (24-36, 6 games)
 3-Point Goals--13; Eric Piatkowski, 1991-94 (47 att., 8 games); Erick Strickland, 1993-96 (30 att., 6 games)
 3-Point Goal Attempts--47; Eric Piatkowski, 1991-94 (13 made, 8 games)
 3-Point Percentage--.556; Eric Johnson, 1988-89 (5-9, 2 games)
 Free Throws--33; Eric Piatkowski, 1991-94 (41 att., 8 games)
 Free Throw Attempts--41; Eric Piatkowski, 1991-94 (33 made, 8 games)
 Free Throw Percentage--.900; Jack Moore, 1980-82 (27-30, 5 games)
 Rebounds--48; Venson Hamilton, 1996-99 (6 games)
 Assists--29; Brian Carr, 1984-87 (5 games)
 Blocked Shots--15; Venson Hamilton, 1996-99 (6 games)
 Steals--15; Venson Hamilton, 1996-99 (6 games)
 Minutes Played--255; Eric Piatkowski, 1991-94 (8 games)
 Minutes Per Game---*40.75; Brian Banks, 1977-79 (163 in 4 games)

Team, Game

Points--117; vs. Oklahoma, 1991 (OT)
 Opponent--113; Oklahoma, 1991 (OT)
 Points in Half--59; vs. Oklahoma, 1991 (2nd)
 Opponent--59; Missouri, 1994 (2nd)
 Field Goals--38; vs. Oklahoma, 1991 (84 att.)
 Opponent--39; Missouri, 1989 (68 att.); Oklahoma, 1992 (73 att.)
 Field Goal Attempts--84; vs. Oklahoma, 1991 (38 made)
 Opponent--82; Missouri, 1994 (32 made)
 Field Goal Percentage--.646; vs. Oklahoma State, 1986 (31-48)
 Opponent--.610; Missouri, 1983 (25-41)
 3-Point Goals--10; vs. Missouri, 1994 (24 att.)
 Opponent--12; Baylor, 2000 (27 att.)
 3-Point Goals Attempted--*29; vs. Oklahoma, 1992 (7 made)
 Opponent--28; Missouri, 1994 (7 made)
 3-Point Percentage--.571; vs. Kansas, 1991 (4-7)
 Opponent--.692; Oklahoma, 1992 (9-13)
 Free Throws--34; vs. Iowa State, 1983 (42 att.); Oklahoma, 1991 (41 att.)
 Opponent--37; Oklahoma, 1991 (51 att.)
 Free Throw Attempts--42; vs. Iowa State, 1983 (34 made)
 Opponent--*51; Oklahoma, 1991 (37 made)
 Free Throw Percentage--.818; vs. Kansas State, 1988 (9-11); vs. Missouri, 1994 (18-22)
 Opponent--.923; Missouri, 1991 (12-13)
 Rebounds--55; vs. Oklahoma, 1991
 Opponent--53; Kansas, 1998
 Assists--22; vs. Oklahoma State, 1986
 Opponent--26; Kansas, 1998
 Blocked Shots--10; vs. Iowa State, 1996
 Opponent--9; Baylor, 2000
 Steals--*23; vs. Texas Tech, 1999
 Opponent--15; Kansas, 1999
 *Indicates overall tournament record

2000-2001 Big 12 Conference Composite Schedule

Wednesday, November 1

#EA Sports California All-Stars at Kansas, 7 p.m.

Friday, November 3

#Basketball Travelers at Colorado, 8 p.m.

Saturday, November 4

#California All-Stars at Oklahoma, 7 p.m.
#Exhibition at Kansas, 8:05 p.m.

Sunday, November 5

#Australia Team EZY at Texas, 7 p.m.

Monday, November 6

#Global Sports at Kansas State, 7 p.m.

Tuesday, November 7

#Athletes in Action at Texas A&M, 7 p.m.
#Global Sports at Nebraska, 7:05 p.m.

Wednesday, November 8

#Next Level Sports at Iowa State, 7 p.m.
#EA Sports California All-Stars at Texas, 7 p.m.

Thursday, November 9

Kansas vs. UCLA, ESPN2, 5:30 p.m.
(Coaches vs. Cancer, New York, N.Y.)
#EZY Bond Australia at Baylor, 7 p.m.
#Athletes First vs. Oklahoma State, 7 p.m.
(at Enid, Okla.)

Friday, November 10

#California All-Stars at Colorado, 8 p.m.
Kansas vs. Kentucky/St. John's
(Coaches vs. Cancer, New York, N.Y.)

Saturday, November 11

#Global Sports at Oklahoma, 7 p.m.

Sunday, November 12

#AAU Team at Missouri, 2 p.m.

Monday, November 13

Navy at Texas, 7 p.m.
(Chase Preseason NIT)
#Exhibition at Texas Tech, 7 p.m.

Tuesday, November 14

#California All-Stars at Kansas State, 7 p.m.
#Exhibition at Missouri, 7 p.m.
#Sports Tours International at Nebraska, 7:05 p.m.

Wednesday, November 15

#Global Sports at Iowa State, 7 p.m.
Texas vs. California/Mississippi State, ESPN2, 7 p.m.
(Chase Preseason NIT)
#Exhibition at Texas A&M, 7:30 p.m.

Thursday, November 16

#Houston Superstars at Baylor, 7 p.m.
#California All-Stars vs. Oklahoma State, 7 p.m.
(at Tulsa, Okla.)
#Exhibition at Texas Tech, 7 p.m.
Colorado at Alaska-Fairbanks, 10 p.m.
(Top of the World Tour., Fairbanks, Alaska)

Friday, November 17

North Dakota at Kansas, 7:05 p.m.
Savannah State at Missouri, 8 p.m.
Alcorn State at Oklahoma, 8:15 p.m.
(Sooner Holiday Classic, Norman, Okla.)

Saturday, November 18

Nebraska at Oral Roberts, 2 p.m.
Texas A&M at George Washington, 6:30 p.m.
Texas-San Antonio at Kansas State, 7 p.m.
Colorado vs. Auburn/Austin Peay
(Top of the World Tournament, Fairbanks, Alaska)
LaSalle/UNC-Wilmington at Oklahoma
(Sooner Holiday Classic, Norman, Okla.)

Sunday, November 19

Colorado vs. Davidson/Santa Clara/S. Florida/Utah State
(Top of the World Tour., Fairbanks, Alaska)

Monday, November 20

North Texas at Texas A&M, 7 p.m.
Boise State at Kansas, 7:05 p.m.

Tuesday, November 21

Kansas State at Wichita State, 7 p.m.
UMKC vs. Oklahoma State, 7 p.m.
(at Tulsa, Okla.)
Eastern Illinois at Nebraska, 7:05 p.m.
Morningside at Iowa State, 8 p.m.

Wednesday, November 22

Texas vs. TBD, ESPN, 5/7:30 p.m.
(Chase Preseason NIT Semifinals, New York)
Arkansas-Pine Bluff at Baylor, 7 p.m.
Prairie View A&M at Texas Tech, 7 p.m.
Missouri vs. Rhode Island, 7:30 p.m.
(Great Alaska Shootout, Anchorage, Alaska)

Friday, November 24

Oklahoma vs. Montana State, 6:30 p.m.
(Big Island Invitational, Hilo, Hawaii)
Texas Southern at Iowa State, 7 p.m.
Texas vs. TBD, ESPN, 8 p.m.
(Chase Preseason NIT Finals, New York)
Missouri vs. Valparaiso/at Alaska-Anchorage
(Great Alaska Shootout, Anchorage, Alaska)

Saturday, November 25

Hardin-Simmons at Baylor, 1 p.m.
Texas Tech at Louisiana-Lafayette, 2 p.m.
Washburn at Kansas, 7:05 p.m.
Oklahoma vs. Tulane/at Hawaii-Hilo, 9/11:30 p.m.
(Big Island Invitational, Hilo, Hawaii)
Missouri vs. DePaul/Florida St./Ohio State/Syracuse
(Great Alaska Shootout, Anchorage, Alaska)

Sunday, November 26

Birmingham-Southern at Texas A&M, 2 p.m.
St. Joseph's at Colorado, 8 p.m.
Oklahoma vs. Appalachian State/Long Beach State/
Oregon State/San Francisco
(Big Island Invitational, Hilo, Hawaii)

Monday, November 27

Iowa State at Northern Iowa, 7:05 p.m.
Middle Tennessee State at Kansas, 7:05 p.m.
Winthrop at Nebraska, 7:05 p.m.

Tuesday, November 28

Tennessee State at Kansas State, 7 p.m.
Texas-San Antonio at Texas, 7 p.m.
Alabama-Birmingham at Texas Tech, 7 p.m.
Oklahoma State at North Texas, 7:30 p.m.
Loyola Marymount at Colorado, 8 p.m.

Wednesday, November 29

Morris Brown at Texas A&M, 7 p.m.

Thursday, November 30

Illinois State at Kansas, 7 p.m.

Friday, December 1

Southern at Iowa State, 8 p.m.
(The Tribune Cyclone Challenge, Ames, Iowa)

Saturday, December 2

Illinois at Kansas State, 12 p.m.
Texas-Pan American at Missouri, 12 p.m.
Arkansas-Little Rock at Baylor, 1p.m.
Stephen F. Austin at Texas Tech, 2 p.m.
Nebraska at Pittsburgh, 6:30 p.m.
Oklahoma at Mississippi, 7 p.m.
UNLV vs. Oklahoma State, 7 p.m.
(at Oklahoma City, Okla.)
Texas A&M at Virginia Commonwealth, 7 p.m.
So. Mississippi/Western Illinois at Iowa State, 8 p.m.
(The Tribune Cyclone Challenge, Ames, Iowa)
Southwest Texas State at Texas

Sunday, December 3

Texas-Arlington at Colorado, 8 p.m.

Tuesday, December 5

Kansas State at Mississippi, 7 p.m.
Lamar at Texas A&M, 7 p.m.
Texas-El Paso at Texas Tech, 7 p.m.
Tennessee Tech at Iowa State, 8 p.m.

Wednesday, December 6

Oklahoma State at Wichita State, 7:35 p.m.
DePaul at Missouri, ESPN, 8 p.m.
Colorado at St. Mary's

Thursday, December 7

Kansas at Wake Forest, ESPN, 6 p.m.

Friday, December 8

UMKC at Nebraska, 6:30 p.m.
(Husker Team Classic, Lincoln, Neb.)
Texas Tech vs. Ball State, 8 p.m.
(Indiana Classic, Bloomington, Ind.)

Saturday, December 9

Texas Tech vs. Indiana/W. Michigan, 3:45/6 p.m.
(Indiana Classic, Bloomington, Ind.)
Alaska-Fairbanks/Pacific at Nebraska, 6/8:15 p.m.
(Husker Team Classic, Lincoln, Neb.)
Texas at South Florida, ESPN2, 6:30 p.m.
(Dodge Shootout, Tampa, Fla.)
Kansas State at Old Dominion, 6:35 p.m.
St. Edwards at Baylor, 7 p.m.
North Texas at Oklahoma, 7 p.m.
Arkansas vs. Oklahoma State, 7 p.m.
(at Tulsa, Okla.)
Iowa State at Iowa, 7:05 p.m.
Texas A&M vs. North Carolina, 8 p.m.
(Compaq Center, Houston, Texas)
Colorado at California
Saint Louis at Missouri

Tuesday, December 12

Kansas at DePaul, ESPN, 8 p.m.

Wednesday, December 13

Missouri-Kansas City at Colorado, 8 p.m.

Saturday, December 16

Texas A&M-Corpus Christi at Texas, 1 p.m.
Eastern Washington at Kansas State, 7 p.m.
Missouri at Iowa, ESPN, 6 p.m.
Coppin State at Oklahoma, 7 p.m.
Northwestern State vs. Oklahoma State, 7 p.m.
(at Oklahoma City, Okla.)
Tulsa at Kansas, ESPN, 8:05 p.m.
Baylor at Cal State-Fullerton, 9:05 p.m.
Nebraska vs. Miami, Fla.
(Orange Bowl Classic, Sunrise, Fla.)

Sunday, December 17

Drake at Iowa State, 12 p.m.

Monday, December 18

Missouri at Indiana, ESPN2, 6 p.m.
Texas A&M-Corpus Christi at Texas Tech, 7 p.m.

Tuesday, December 19

Grambling at Baylor, 7 p.m.
Arkansas-Little Rock at Oklahoma State, 7 p.m.

Wednesday, December 20

Hampton at Kansas State, 7 p.m.
Southwest Texas at Oklahoma, 7 p.m.
Nebraska vs. Iona, 2:15 p.m.
(San Juan Shootout, Puerto Rico)
Texas at Houston

Thursday, December 21

Liberty at Baylor, 7 p.m.
Missouri vs. Illinois, ESPN, 8 p.m.
(Kiel Center, St. Louis, Mo.)
Iowa State vs. Troy State, 5 p.m.
(Pearl Harbor Invitational, Laie, Hawaii)

00-01 Opponents

Texas Tech at Oral Roberts, 7 p.m.
Nebraska vs. Kent State/Northwestern
(San Juan Shootout, Puerto Rico)

Friday, December 22
Lamar at Oklahoma State, 7 p.m.
Texas A&M at Long Beach State, 9:30 p.m.
Iowa State vs. Boise State/Brigham Young
(Pearl Harbor Invitational, Laie, Hawaii)
Nebraska vs. TBD
(San Juan Shootout, Puerto Rico)

Saturday, December 23
Kansas at Ohio State, CBS, 3 p.m.
Iowa at Kansas State, 5 p.m.
Illinois at Texas, ESPN2, 5:30 p.m.
Arkansas at Oklahoma, 7 p.m.
Baylor at North Texas, 7:35 p.m.
Colorado State at Colorado, 8 p.m.
Iowa State vs. Southern Illinois/Mississippi/USC/
BYU-Hawaii
(Pearl Harbor Invitational, Laie, Hawaii)

Wednesday, December 27
Texas A&M vs. TBD
(Rainbow Classic, Honolulu, Hawaii)

Thursday, December 28
Rice at Baylor, 7 p.m.
Nebraska at Minnesota, 7 p.m.
UNC-Asheville at Texas, 7 p.m.
Murray State at Colorado, 8 p.m.
Texas Tech at TCU

Friday, December 29
Oklahoma vs. Oral Roberts, 8:15 p.m.
(Touchstone Energy All-College Tournament,
Oklahoma City, Okla.)
Texas A&M vs. TBD
(Rainbow Classic, Honolulu, Hawaii)

Saturday, December 30
Montana at Baylor, 1 p.m.
Stetson at Missouri, 1 p.m.
Murray State at Nebraska, 1:05 p.m.
Oklahoma vs. SMU/Texas Pan-Am., 6/8:15 p.m.
(Touchstone Energy All-College Tournament,
Oklahoma City, Okla.)
Western Carolina at Iowa State, 7 p.m.
Kansas State at Memphis, 7 p.m.
Utah at Texas, 7 p.m.
Kansas vs. Southwest Missouri State, 8 p.m.
(Sprint Shootout, Kansas City, Mo.)
Oklahoma State at San Diego State, 9:30 p.m.
Colorado at Wisconsin-Milwaukee
Texas A&M vs. TBD
(Rainbow Classic, Honolulu, Hawaii)

Tuesday, January 2
Texas Southern at Baylor, 7 p.m.
Texas-Pan American at Kansas State, 7 p.m.
Coastal Carolina at Missouri, 7 p.m.
New Mexico State at Texas Tech, 7 p.m.
Creighton at Nebraska, 7:05 p.m.
Coppin State at Colorado, 8 p.m.
Illinois-Chicago at Iowa State, 8 p.m.

Wednesday, January 3
Texas-San Antonio at Oklahoma State, 7 p.m.

Thursday, January 4
Centenary at Texas A&M, 7 p.m.

Saturday, January 6
Oklahoma at Iowa State, ESPN+, 12:45 p.m.
Colorado at Baylor, ESPN+, 3 p.m.
Kansas State at Texas A&M, 3 p.m.
Nebraska at Missouri, 6 p.m.
Kansas at Texas Tech, ESPN+, 8 p.m.
Oklahoma State at Texas, ESPN+, 8 p.m.

Monday, January 8
Iowa State at Oklahoma State, ESPN, 8 p.m.

Tuesday, January 9
Texas A&M at Oklahoma, 7 p.m.
Baylor at Texas Tech, 7:30 p.m.

Wednesday, January 10
Kansas State at Texas, 7 p.m.
Missouri at Colorado, 8 p.m.

Saturday, January 13
Kansas at Oklahoma, ABC, 12 p.m.
Texas at Nebraska, ESPN+, 12:45 p.m.
Iowa State at Missouri, ESPN+, 3 p.m.
Texas Tech at Oklahoma State, ESPN+, 3 p.m.
Baylor at Kansas State, 7 p.m.
Texas A&M at Colorado, 8 p.m.

Monday, January 15
Connecticut at Texas, ESPN, 8 p.m.

Tuesday, January 16
Colorado at Iowa State, 7 p.m.
Missouri at Kansas State, 7 p.m.
Oklahoma at Texas Tech, 7 p.m.

Wednesday, January 17
Oklahoma State at Baylor, 7 p.m.
Nebraska at Kansas, ESPN+, 8 p.m.
Texas at Texas A&M, ESPN+, 8 p.m.

Saturday, January 20
Iowa State at Nebraska, ESPN+, 12:45 p.m.
Baylor at Texas, ESPN+, 12:45 p.m.
Missouri at Virginia, ABC, 1 p.m.
St. Gregory's at Oklahoma State, 1 p.m.
Texas A&M at Kansas, ESPN+, 3 p.m.
Colorado at Texas Tech, 7 p.m.
Oklahoma at Kansas State, 7 p.m.

Monday, January 22
Kansas at Colorado, ESPN, 8 p.m.

Wednesday, January 24
Texas A&M at Oklahoma State, 7 p.m.
Missouri at Nebraska, 7:05 p.m.
Texas at Oklahoma, ESPN+, 8 p.m.

Thursday, January 25
Baylor at Iowa State, 7 p.m.

Saturday, January 27
Texas at Arizona, ABC, 12 p.m.
Texas Tech at Missouri, ESPN+, 12:45 p.m.
Nebraska at Oklahoma, ESPN+, 12:45 p.m.
Kansas State at Kansas, ESPN+, 3 p.m.
Oklahoma State at Colorado, ESPN+, 3 p.m.

Sunday, January 28
Iowa State at Texas A&M, ESPN+, 3 p.m.

Monday, January 29
Kansas at Missouri, ESPN, 8 p.m.

Tuesday, January 30
Oklahoma State at Texas Tech, 7 p.m.
Nebraska at Kansas State, ESPN+, 8 p.m.
Texas A&M at Texas, ESPN+, 8 p.m.

Wednesday, January 31
Oklahoma at Baylor, 7 p.m.
Iowa State at Colorado, 8 p.m.

Saturday, February 3
Texas at Kansas, CBS, 12 p.m.
Kansas State at Iowa State, ESPN+, 12:45 p.m.
Oklahoma at Texas A&M, ESPN+, 12:45 p.m.
Colorado at Nebraska, 1:05 p.m.
Missouri at Oklahoma State, ESPN+, 3 p.m.
Texas Tech at Baylor, ESPN+, 3 p.m.

Monday, February 5
Iowa State at Kansas, ESPN, 8 p.m.

Tuesday, February 6
Oklahoma State at Nebraska, 7:05 p.m.
Baylor at Texas A&M, 7:30 p.m.

Wednesday, February 7
Kansas State at Missouri, 7 p.m.
Texas Tech at Oklahoma, 7 p.m.
Texas at Colorado, 8 p.m.

Saturday, February 10
Colorado at Kansas State, ESPN+, 12:45 p.m.
Texas A&M at Texas Tech, ESPN+, 12:45 p.m.
Oklahoma State at Kansas, ESPN+, 3 p.m.
Nebraska at Baylor, 5 p.m.
Oklahoma at Texas, ESPN, 8 p.m.

Sunday, February 11
Missouri at Iowa State, ABC, 2:30 p.m.

Monday, February 12
Kansas at Baylor, ESPN2, 8 p.m.

Tuesday, February 13
Texas Tech at Texas, 7 p.m.

Wednesday, February 14
Colorado at Missouri, 7 p.m.
Texas-Pan American at Texas A&M, 7 p.m.
Kansas State at Nebraska, 7:05 p.m.
Oklahoma at Oklahoma State, ESPN+, 8 p.m.

Saturday, February 17
Kansas at Iowa State, CBS, 12 p.m.
Texas at Oklahoma State, ABC, 12 p.m.
Missouri at Texas A&M, ESPN+, 12:45 p.m.
Nebraska at Colorado, ESPN+, 3 p.m.
Baylor at Oklahoma, ESPN+, 3 p.m.

Sunday, February 18
Texas Tech at Kansas State, ESPN+, 2:30 p.m.

Monday, February 19
Oklahoma at Missouri, ESPN, 8 p.m.

Wednesday, February 21
Colorado at Kansas, 7 p.m.
Iowa State at Kansas State, 7 p.m.
Nebraska at Texas Tech, 7 p.m.
Texas at Baylor, 7:30 p.m.
Oklahoma State at Texas A&M, 8:30 p.m.

Saturday, February 24
Kansas State at Oklahoma State, ESPN+, 12:45 p.m.
Oklahoma at Maryland, ABC, 2:30 p.m.
Baylor at Missouri, ESPN+, 3 p.m.
Texas Tech at Texas A&M, 5 p.m.
Iowa State at Texas, ESPN, 8 p.m.

Sunday, February 25
Kansas at Nebraska, ABC, 2:30 p.m.

Monday, February 26
Missouri at Texas, ESPN, 8 p.m.

Tuesday, February 27
Baylor at Oklahoma State, 7 p.m.

Wednesday, February 28
Texas Tech at Iowa State, 6:30 p.m.
Texas A&M at Nebraska, 7:05 p.m.
Colorado at Oklahoma, ESPN+, 8 p.m.
Kansas at Kansas State, ESPN+, 8 p.m.

Saturday, March 3
Texas at Texas Tech, ESPN+, 12:45 p.m.
Nebraska at Iowa State, ESPN+, 3 p.m.
Texas A&M at Baylor, 7 p.m.
Oklahoma State at Oklahoma, ESPN, 8 p.m.
Kansas State at Colorado, 8 p.m.

Sunday, March 4
Missouri at Kansas, CBS, 1 p.m.



Putting the Student in Student-Athlete

Over the last few years, the NCAA and its member colleges and universities have worked hard to emphasize the student in the term student-athlete. Academic standards and rules have been developed and changed to ensure that student-athletes can excel in the classroom as they do in their sports. The result of these reforms has been that student-athletes are more likely than ever before to succeed in the collegiate environment.

The CHAMPS/Life Skills program was developed by the NCAA to help prepare student-athletes for the challenges of life beyond the playing field. The focus of the program is on commitments viewed as critical to personal growth: academic excellence, personal development, service and career development. In addition, NCAA schools work hard to offer further academic support programs to help student-athletes prosper. These programs offer access to study facilities and tutors as well as monitor student-athlete progress.

One result of these programs is that NCAA Division I student-athletes have been consistently graduating at a rate higher than the rest of the student body. For the class entering college in 1990, 56 percent of the overall student body at NCAA Division I institutions graduated, while Division I student-athletes graduated at a rate of 58 percent. The rate does not include student-athletes who transfer to and graduate from another institution.

Minimum academic requirements that student-athletes must meet to play sports as freshmen in college are one reason for the higher graduation rates. In 1982, a group of college presidents, sponsored by the American Council on Education, proposed a set of minimum academic standards to determine freshman athletics eligibility. The first set of standards was implemented in 1986. They required that freshmen graduate high school with a minimum grade-point average of 2.000 in 11 core academic courses and a minimum standardized test score of 700 on the SAT or 15 on the ACT to be eligible to play sports and receive an athletics scholarship.

Five years ago, the number of required core academic courses was raised to 13 and in 1996, a grade-point average and test-score sliding index went into effect for Division I. This scale allows student-athletes with higher grades to qualify with lower test scores and vice versa.

Wanna Play? Know the Rules

Any high-school student who is interested in playing sports at the NCAA Division I or II level should learn about the standards as early as possible. In addition, high-school student-athletes should talk to their guidance counselors and coaches to learn more.

High-school students can also call the NCAA's Eligibility Hotline, 800/638-3731. This number features recordings with information on a number of freshman eligibility topics, including accommodations for students with learning disabilities. Students can also order a free copy of the "Guide for the College-Bound Student-Athlete" by calling the hotline and following the prompts. Information about the recruiting process and about initial-eligibility requirements is available online at NCAA Online (www.ncaa.org).

The NCAA's Initial-Eligibility Clearinghouse ensures that student-athletes have met the academic requirements and certifies their eligibility to play sports as freshmen. High-school student-athletes aspiring to play Division I or II athletics should register with the clearinghouse after completing their junior year.

Clearinghouse information and regis-

tration forms are available from high-school guidance counselors; from the NCAA Eligibility Hotline (800/638-3731) or from the NCAA Clearinghouse, P.O. Box 4044, Iowa City, IA 52243-4044, telephone 319/337-1492. The clearinghouse keeps registered student-athletes informed about the qualifications they have and have not met concerning freshmen eligibility.

Once student-athletes are enrolled in college, there are more academic standards to be met. Student-athletes must show continuing progress toward a degree each year, including a minimum number of credits passed. From the junior year on, these standards place great emphasis on progress made toward a specific degree program and ensure that student-athletes don't accumulate large numbers of credits that won't help them earn a specific degree.

The NCAA also has established various scholarship and grant programs to encourage student-athletes to pursue their undergraduate and postgraduate degrees. The Degree-Completion Grant program assists those who have exhausted their eligibility for institutional financial aid. There are also Women's and Ethnic Minority Enhancement programs and several postgraduate scholarship opportunities.

The end result? Student-athletes are now more likely than ever to enter their collegiate programs prepared and ready to succeed athletically and academically.



Big 12 Conference ... Continuing the Legacy

After starting its fifth full academic year of competition in 21 sports in Aug., 2000, the Big 12 Conference continues to leave a legacy and maintain a leadership role in academics, student life, governance, competition, sportsmanship, and compliance areas within the NCAA framework.

Dedicated to achieving the highest goals in the integration of academic and athletic endeavors, Baylor, Colorado, Iowa State, Kansas, Kansas State, Missouri, Nebraska, Oklahoma, Oklahoma State, Texas, Texas A&M and Texas Tech combined forces on February 25, 1994, and forged the Big 12 Conference, one of the most powerful alliances in NCAA Division I.

Individually, member schools have long been recognized for academic and athletic excellence. Athletically, Big 12 teams have accounted for 161 national team championships, 145 NCAA and 16 wire service football titles-through July 1, 2000, while its student-athletes had claimed more than 800 NCAA crowns entering the 1999-2000 academic year. The conference also has enjoyed success in the placement of the 1999 Dr Pepper Football Championship Game in San Antonio, Texas, the 2000 Phillips 66 men's and women's basketball tournaments in Kansas City, Mo., and the 2000 Phillips 66 baseball postseason tournament in Oklahoma City, Okla.

The formation of the Big 12 represented an undertaking by school chief executive officers to combine resources to achieve even higher levels of performance. Institution chancellors and presidents serve as the chief policy makers of the conference, operating as the Board of Directors. Administration of the circuit occurs through the Council of Faculty Athletics Representatives, Board of Athletics Directors and Board of Senior Woman Administrators.

Kevin Weiberg began his tenure as the second fulltime Commissioner of the Big 12 Conference on Dec. 4, 1998. Weiberg has made solid strides in the areas of conference governance, television negotiations and contracts, emphasis on sportsmanship, and national collegiate athletics' policy making since taking the post.

The Big 12 took an initial bold step in its community service programs in May, 1996, by adopting Special Olympics as a primary philanthropy. Other charitable and community service organizations such as the Lou Groza National Collegiate Place Kicker Award, NCAA YES Program and Best Buddies, to name a few, have the sponsorship of the conference.

Individual member-institutions have provided facilities for local, regional and national Special Olympics competition for years, but under the Big 12 blanket, Special Olympians, their coaches and their fans have the opportunity to interact as recipients of clinics and other cooperative efforts in conjunction with Big 12 events. In August, 1996, Executive Directors of Special Olympics in the seven-state area and Big 12 officials met and decided to promote the national movement through public service announcements aired to all 50 states and some overseas markets during Big 12 football and basketball games and on the weekly "Big 12 Showcase" television program.

Another innovative venture of the Big 12 is the development of the Life Skills Program and Academic Services, which seeks to enhance the "total



Kevin Weiberg
Commissioner



Donnie Duncan
Sr. Associate
Commissioner



Kim Anderson
Director of
Basketball
Operations

Big 12 Staff Directory

Kevin L. Weiberg	Commissioner
Donnie Duncan	Senior Associate Commissioner
Tim Allen	Associate Commissioner
Britton Banowsky	Associate Commissioner
Prentice Gautt	Associate Commissioner
Dru Hancock	Associate Commissioner
Steve Pace	Chief Financial Officer
Kim Anderson	Asst. Commissioner, Dir. of Basketball Operations
Tim Millis	Coordinator of Football Officials
Lori Ebihara	Asst. Commissioner, Director of Compliance
Brad Clements	Director of Events
Rob Castro	Assistant Director of Championships
Dayna Wells	Assistant Director of Championships
Lori Williams	Assistant Director of Compliance
Melanie Ellis	Executive Assistant to the Commissioner
Regina Everett	Administrative Assistant
Tracy Hunt	Administrative Assistant
Michelle Peterson	Administrative Assistant
Valerie Ramos	Administrative Assistant
Darlene Winsett	Administrative Assistant
Becky Marshall	Women's Basketball Coordinator of Officials
Dale Kelley	Men's Basketball Coordinator of Officials

Media Relations Staff

Bo Carter	Director
Chris Theisen	Associate Director
Joni James	Assistant
Michael Konradi	Assistant
Neal Freeman	Intern
Mailing Address	2201 Stemmons Freeway, 28th Floor
.....	Dallas, Texas 75207

www.big12sports.com

person" concept both on and off the field. Programs such as the Student-Athlete Advisory Committee, Special Olympics, NCAA Youth Neighborhood Sports, and the NCAA YES program of clinics and stay-in-school messages to youngsters are just a few of the life skills areas promoted by the Big 12.

The Big 12 has one of the most comprehensive regional and national telecast agreements in the country. ABC and FOX Sports Net combine to produce nearly 40 football games annually in syndicated, regional, national and prime time windows.

ESPN and ESPN Regional provide regional over-the-air syndication, national cable and national network coverage of up to 90 men's basketball games per season as well as selected women's basketball special contests. In addition to the successful syndicated package within the seven-state Conference region, ESPN Regional markets 10 games annually to CBS and ABC for the Big 12. All 11 games of the Big 12 Phillips 66 Men's Basketball Tournament are aired either regionally or nationally.

FOX Sports Net relies heavily on Big 12 supplied programming of regular-season volleyball and women's basketball while televising nearly 30 events per year. No fewer than eight Big 12 Olympic championships are televised on either a regional or national cable basis, and FOX Sports Net boasts one of the finest weekly collegiate programs in the 40-installment "Big 12 Showcase." ESPN also promotes and televises an annual Big 12 women's basketball challenge and aired the 1998 Phillips 66 Men's Basketball Tournament title game in its entirety.

The packages with ABC, FOX Sports Net and ESPN guarantee the Big 12 the finest intercollegiate coverage through the year 2008 and have added more than \$200 million into the coffers of the member institutions in the 1996-2000 time frame.

The Big 12 utilizes a North-South divisional format in football, with the two Oklahoma schools and the four Texas schools making up the Big 12 South and the remaining six schools complete the Big 12 North. The

Conference Championship Teams

champions of each division face each other in an electric showdown in early December to determine the Big 12 representative to the Bowl Alliance. The Big 12 was the only conference with two teams participating in the alliance in each of the first two years of the Bowl Alliance after the 1996 and 1997 football seasons, and Nebraska clinched the national title in the ESPN/USA TODAY football poll on Jan. 2, 1998, with a 42-17 victory over Tennessee in the FedEx Orange Bowl.

In addition to an automatic berth in the Bowl Championship Series (which began prior to the 1998 season), the Big 12 also has six other bowl agreements with the Southwestern Bell Cotton Bowl Classic, Culligan Holiday Bowl, SYLVANIA Alamo Bowl, Insight.Com Bowl, Sanford Independence Bowl, and Galleryfurniture.com Bowl.

On the basketball court as well as in the other 18 sports in which Big 12 Championships are contested besides football, the conference has no divisional format. The schools are split into the same scheduling matrices and play an intradivisional round-robin as each team plays every other member of the same division on a home-and-home basis. Each team also plays a member of the opposite area once to create a 16-game conference slate. The team with the highest conference winning percentage at the end of the season receives the No. 1 seed, and the remainder of the seeding is determined by league records, regardless of school location. The champions of the Big 12 Phillips 66 Men's Tournament and women's basketball tournament have received automatic bids

1999-2000 Big 12 Championship Teams



Nebraska became the first Big 12 school to win back-to-back Big 12 Tournament baseball titles, giving Nebraska its Big-12 best total of seven conference championships. The Husker track and field teams swept the men's and women's indoor and outdoor Big 12 Conference track titles. In addition to baseball, NU also won league tournament titles in soccer and softball. Overall, NU captured regular-season titles in track, soccer, volleyball and football.

<u>Men's Sports</u>	<u>Champion</u>
Football.....	NEBRASKA
Cross Country	Colorado
Basketball	Iowa State
Indoor Track.....	NEBRASKA
Wrestling	Oklahoma State
Swimming/Diving	Texas
Baseball	Baylor
Golf.....	Oklahoma State
Outdoor Track	NEBRASKA
Tennis.....	Baylor

<u>Women's Sports</u>	<u>Champion</u>
Cross Country	Colorado
Volleyball	NEBRASKA
Soccer	NEBRASKA
Basketball	Iowa State, Oklahoma, Texas Tech
Gymnastics	Iowa State
Indoor Track.....	NEBRASKA
Swimming/Diving	Texas
Golf.....	Oklahoma
Outdoor Track	NEBRASKA
Softball	Oklahoma
Tennis.....	Texas

to participate in the NCAA Tournaments since 1997. For the first time in history, the NCAA waived the two-year waiting period for a new conference champion to receive an automatic bid after the initial campaign. In its inaugural season, the Big 12 sent champion Kansas and four other teams to the men's tournament. Women's champion Colorado and five other teams qualified for the women's championships. Over the first four years of the Big 12, 56 conference men's and women's basketball squads moved on to some form of postseason activity.

During the 1999-2000 academic year, the Huskers topped the Big 12 with their conference-leading seven team titles. Nebraska captured league titles in soccer, volleyball, football, men's indoor and outdoor track and women's indoor and outdoor track. The Huskers also added Big 12 Tournament titles in soccer, softball and baseball.

Iowa State had Big 12 team championship breakthroughs in men's and women's basketball (where the Cyclones shared the title with Oklahoma and Texas Tech) as well as gymnastics. Colorado swept the 1999 men's and women's cross country championships. Texas won the conference men's and women's swimming and diving team title and the women's tennis title. Oklahoma was crowned as softball champion as well as women's golf, while the Oklahoma State men gained the league's golf title. Baylor's men's tennis team won the 2000 championship for the Bears' first Big 12 men's sports' triumph. Baylor added its second title when it won the regular-season baseball crown.

The Big 12 is home to more than 4,000 student-athletes on 209 teams in the 21 men's and women's Big 12-sponsored sports. Men's programs regulated by the conference include baseball, basketball, cross country, football, golf, indoor/outdoor track and field, swimming and diving, tennis and wrestling. Big 12-regulated women's programs include basketball, cross country, golf, gymnastics, indoor/outdoor track and field, soccer, softball, swimming and diving and tennis.

Nebraska's Big 12 Conference Championships

Since the inaugural Big 12 Conference 1996 athletic season, Nebraska has achieved marked championship success. The Huskers have finished at the top of the league in nearly every sport, claiming 21 regular-season championships (27%) in four years. NU won a conference-high seven championships during the 1999-2000 season and also added Big 12 Tournament titles in soccer, softball and baseball.

Men's Sports

Sport	League Titles (Years)	Tournament Titles (Years)*
Football	2 (1997, 1999)	N/A
Indoor Track	3 (1997, 1998, 2000)	N/A
Baseball	2 (1999, 2000)
Outdoor Track	2 (1998, 1999)	N/A
Men's Totals	7 (20%)	2

Women's Sports

Sport	League Titles (Years)	Tournament Titles (Years)
Volleyball	3 (1996, 1998, 1999)	N/A
Soccer	2 (1996, 1999)	3 (1996, 1998, 1999)
Gymnastics	3 (1997, 1998, 1999)	N/A
Indoor Track	2 (1997, 1999)	N/A
Swimming/Diving	3 (1997, 1998)	N/A
Outdoor Track	1 (2000)	N/A
Softball	1 (1998)	2 (1998, 2000)
Women's Totals	14 (34%)	5
Nebraska Totals	21 (27%)	7

*The Big 12 sponsors conference tournaments in baseball, men's and women's basketball, men's and women's golf, soccer, softball and men's and women's tennis.



The Cornhusker Legend

Before 1900, Nebraska football teams were known by such names as the Old Gold Knights, Antelopes and the Bugeaters. But in 1900, Lincoln sportswriter Charles S. (Cy) Sherman, who was to gain national renown as the sports editor of the Lincoln Star and help originate the Associated Press poll, tired of referring to the Nebraska teams with such an unglamorous term as Bugeaters. Iowa had, from time to time, been called the Cornhuskers, and the name appealed to Sherman.

Iowa partisans seemed to prefer Hawkeyes, so Sherman started referring to the Nebraska team as Cornhuskers, and the 1900 team was first to bear that label.

Of course, the name caught on and became a Nebraska byword, eventually becoming the official nickname for the state.

There is no official symbol of a Cornhusker and various cartoonists have caricatured the mystical something that typifies Nebraska football—some winning fan approval and others arousing fan ire.

The cartoon character, "Herbie Husker", evolved out of Nebraska's trip to the 1974 Cotton Bowl in Dallas. Artist Dirk West of Lubbock, Texas, designed a Cornhusker cartoon for the Cotton Bowl press headquarters that caught the eye of former Husker SID Don Bryant. Later, Bryant contacted West for permission to use the cartoon and West expressed a desire to refine his original cartoon and improve some of the character's features. As a result, West was commissioned to draw an original Cornhusker cartoon character that serves as a mascot for all Husker athletic teams.

"Herbie" is the registered logo of the Cornhusker Athletic Department, which controls its use. West's concept of Nebraska football is appropriate—a burly, rugged and confident fellow who is proud of both the athletic and the agricultural traditions of the University of Nebraska.

In recent years, the University has also developed a basketball above a script "Huskers" for a logo, the Cornhuskers' football helmet superimposed on a script "Huskers" for a football logo, and four years ago, unveiled a block N logo with a script "Huskers." All are registered trademarks of the Athletic Department.



University of Nebraska Athletic Licensing and Sales

The University of Nebraska Licensing Program added another dimension to its areas of responsibility by expanding into sales in August 1997. This new venture has taken the form of the retail development "Huskers Authentic." Under the guidance of Director of Licensing and Sales Russ Svoboda and Store Manager Cyndee Drake, and located in the first floor of the Stadium Drive Parking Garage, Huskers Authentic is the No. 1 collegiate concept store in America.

Demand for authentic Husker products is at an all-time high, and the athletic department decided to answer the demand with its own retail outlet featuring exactly what the name implies, authentic Husker products. Husker fans can now purchase equipment and apparel from Huskers Authentic by calling the order line at 1-800-965-8674, by stopping at the store on game day, or visiting the store during regular business hours.

In 1981, the University of Nebraska began a licensing program to protect the use of its name and symbols and ensure that the public properly identify and associate NU logos on products bearing the institution's marks. The Nebraska licensing department has become one of the nation's largest revenue-producing universities. Husker products are licensed around the world. The licensing department, considered one of the most innovative in the United States, is committed to building cooperative relationships with licensees and developing markets for "Officially licensed products of the University of Nebraska."

Nebraska has joined a consortium of other universities across the country to bring consistency in the marketplace for officially licensed collegiate products, protect the names and logos of universities and generate revenue to support scholarship programs and projects of those universities.



Look for the Label

How do you tell if merchandise seen in stores or on the street is authorized by the University of Nebraska? Just look for the "Officially Licensed Collegiate Products" label shown above. If the label is not there, the merchandise is not licensed. For further licensing information, please contact:

The Collegiate Licensing Company
320 Interstate North
Suite 102
Atlanta, GA 30339
(404) 956-0520

The Year-In-Review

Basketball 2000-2001

99-00 Review

116

99-00 Statistics


117-123

99-00 Box Scores

124-137

99-00 Seniors

138



Belcher Injury Haunts Huskers in 1999-2000 Season

After narrowly missing the 1999 NCAA Tournament, the Huskers appeared to be in great shape for the 1999-2000 season. After all, Nebraska returned senior guard Cookie Belcher, one of the nation's toughest defenders and senior forward Larry Florence, a four-year starter for the Huskers. Throw in a talented batch of newcomers, that included an outstanding duo in the frontcourt, and the Huskers were primed for an exciting season.

But while the Huskers proved they had the talent to compete with the top teams in the Big 12, an early-season injury to Belcher proved to be a major road block, preventing the Huskers from making their 10th straight postseason tournament. NU finished the season with an 11-19 record, including a 4-12 record in conference play.

Fortunately, Nebraska's tandem of Kimani Ffriend, a 6-11 center from Jamaica, and Steffon Bradford, a 6-6 forward from Compton County Community College, emerged as one of the top frontcourts in the league and helped guide the Huskers to one of the top rebounding margins in the conference.

Nebraska opened the season in dramatic fashion, handing Eastern Illinois an 81-78 double overtime loss in the Bob Devaney Sports Center, behind an 18-point output from Florence and a 19-rebound performance from Bradford. Looking for a 2-0 start, the Huskers fell short after a tough night from beyond the arc, as Nebraska made just 1-of-12 from three-point range in a 75-48 loss to Southern Mississippi in the first round of the Hoop and Quill Classic in St. Louis. But the Huskers turned in a solid defensive effort to knock off Northwestern, 61-52, in the second game of the tournament, holding the Wildcats to 34 percent shooting. In the fifth-place game of the classic, Rutgers broke open a tight game to roll to an 81-62 win over Nebraska.

The Huskers returned home to host its 13th Annual Ameritas Classic, only to get nipped by Western Carolina, 74-72, snapping NU's 22-game win streak in its own tournament. Nebraska used its strongest bench performance of the year to bounce back and hand Monmouth a 63-47 loss in the consolation game, as Husker reserves scored 43 points in the contest.

After playing in just two of the team's first six games, Belcher started his first game of the season at Creighton. Hampered by a nagging wrist injury, Belcher still managed to lead the Huskers with 16 points, adding four assists and three steals in just 30 minutes in the losing effort.

Belcher's next game against Pittsburgh was his finest and his last of the season. The Mexico, Mo., native turned a career-high 10 assists and nine rebounds as NU rolled past Pittsburgh, 69-57. Despite his outstanding performance, Belcher could not overcome his injury and was forced to miss the remainder of the season.

His absence was evident in Nebraska's next game, an 80-59 setback to fourth-ranked Arizona.

With Belcher out of the lineup, Head Coach Danny Nee turned to Florence, Ffriend and Bradford to carry the load. The three responded, winning three of the next four games, posting wins over Oral Roberts, Minnesota and Pacific.

In NU's win over ORU, the Huskers dominated the glass, outrebounding Oral Roberts by 26 boards as Ffriend set a Big 12 record with 21 rebounds. Nebraska's offense came to life in its wins over the Gophers and Tigers, scoring 90 and 92 points, respectively. Nebraska shot 53 percent against the Gophers, sparked by 21 points from guard Danny Walker and 20 points from Ffriend. Five Huskers scored in double figures against Pacific as Nebraska hit 36-of-69 field goals for 61 percent shooting.

Nebraska suffered a 97-79 setback to Kansas State to open Big 12 play, after KSU sizzled the nets, knocking down seven treys in the first 10 minutes. Again the Huskers bounced back, turning in one of its best performances of the year against the visiting Iowa State Cyclones on Jan. 12.

Florence poured in 17 points and Bradford added 14 points as the Huskers lost a 66-65 heartbreaker to Iowa State, an eventual NCAA Tournament participant.

Following a 97-82 loss at Kansas, the Huskers posted wins in three of its next four games, downing Texas Tech, Baylor, and Kansas State.

But the win over Kansas State would be short-lived as the Huskers dropped their next six contests, before finally picking up a win over Colorado, where Nee became the winningest coach in school history. His 254th win passed former great Joe Cipriano.

Nebraska closed out the Big 12 season with losses to Missouri and Texas A&M, as the Huskers fell to 0-9 in road games for the year. A 63-55 loss to Baylor in the Big 12 Tournament ended the Huskers' season and any chance of making its 10th straight postseason appearance.


The Huskers, which managed to defend its home court with a 10-6 record at the Bob Devaney Sports Center, struggled all year on the road, going winless in nine contests on the road.

Despite its struggles, Florence capped an impressive career that saw him start all 30 games as a senior and finish with 1,223 points, making him the 14th leading scorer in school history. An honorable-mention All-Big 12 selection, the Phenix City, Ala., native made 105 career starts to rank second in school history and averaged 13.0 points in his final season.

Ffriend emerged as the most athletic post player in the Big 12 Conference, ranking first in rebounds per game (10.3) and second in blocked shots (2.5) in conference games. Ffriend was a second-team All-Big12 pick after finishing with 12.0 points and 8.8 rebounds per game for the season.

Bradford was also honored as one of the league's top players, grabbing honorable-mention all-conference honors. Bradford averaged 11.1 points and 8.1 boards per game. His 3.7 offensive rebounds per game ranked second in the league, trailing Ffriend's 4.1 average.

Following the season, which saw the Huskers lose a school record 19 games, Director of Athletics Bill Byrne set his sights on bringing Husker basketball back to national prominence by hiring Barry Collier as the Cornhuskers new coach on April 5, 2000. The 25th head coach in school history, Collier was hired after coaching 11 seasons at Butler University, where he compiled a 196-132 record and reached three NCAA Tournaments.



Four-year starter Larry Florence wrapped his career by ranking 14th on the school's career scoring charts.

1999-2000 Nebraska Final Statistics (11-19, 4-12)

Player	G-GS	Min.-Avg.	FG-FGA	Pct.	3PT-3PTA	Pct.	FT-FTA	Pct.	Reb.-Avg.	PF-D	Asst	TO	Blk	Stl	Pts.-Avg.
Larry Florence	30-30	899-30.0	156-389	.401	8-32	.250	69-105	.657	161-5.4	84-6	80	104	18	44	389-13.0
Kimani Ffriend	30-29	896-29.9	123-229	.537	0-0	---	115-227	.507	263-8.8	82-2	13	94	85	15	361-12.0
Steffon Bradford	30-25	904-30.1	125-247	.506	1-2	.500	83-119	.697	243-8.1	79-1	24	76	2	31	334-11.1
Danny Walker	29-26	859-29.6	83-232	.358	53-145	.366	59-76	.776	59-2.0	62-1	97	68	0	33	278-9.6
Louis Truscott	27-5	549-20.3	86-192	.448	5-27	.185	45-76	.592	155-5.7	56-0	18	55	24	12	222-8.2
Cary Cochran	29-11	732-25.2	73-193	.378	62-160	.388	20-25	.800	73-2.5	69-2	78	49	1	37	228-7.9
Cookie Belcher	4-2	83-20.8	10-16	.625	0-1	.000	4-7	.571	15-3.8	7-0	16	11	4	7	24-6.0
Rodney Fields	29-19	602-20.8	48-131	.366	5-27	.185	22-35	.629	54-1.9	54-3	47	57	4	25	123-4.2
Matt Davison	15-2	191-12.7	12-33	.364	8-24	.333	4-6	.667	16-1.1	16-0	13	18	2	6	36-2.4
Kenny Booker	22-0	236-10.7	19-56	.339	1-11	.091	9-18	.500	53-2.4	30-0	10	32	5	10	48-2.2
Ross Buckendahl	14-1	94-6.7	2-6	.333	1-4	.250	0-0	---	15-1.1	12-0	6	2	0	0	5-0.4
Craig Wortmann	4-0	7-1.8	0-1	.000	0-0	---	1-4	.250	1-0.3	3-0	1	1	0	0	1-0.3
Nick Lahners	5-0	20-4.0	0-4	.000	0-1	.000	1-2	.500	2-0.4	1-0	3	6	0	2	1-0.2
Ryan Thomas	1-0	3-3.0	0-0	---	0-0	---	0-0	---	0-0.0	0-0	0	0	0	0	0-0.0
Team									107		4				
Nebraska Totals	30	6,075	737-1,729	.426	144-434	.332	432-700	.617	1,217-40.6	555-15	406	579	145	222	2,050-68.3
Opponent Totals	30	6,075	797-1,888	.422	228-661	.345	398-609	.654	1,113-37.1	595	470	433	130	292	2,220-74.0

1999-2000 Nebraska Game-By-Game Review

Overall: 11-19 (4-12 in Big 12, tie-eighth)

Home: 10-6 (4-4)

Away: 0-9 (0-8)

Neutral: 1-4

Date	Opponent	Score	Record	Att.	Points	Rebounds	Assists	FG% (NU-Opp.)
11-23	Eastern Illinois (2ot)	81-78	1-0/0-0	7,894	Florence (18)	Bradford (19)	Cochran (5)	.431-.384
11-26	Southern Mississippi*	48-75	1-1/0-0	2,100	Florence (16)	Florence (7)	three with (1)	.333-.361
11-27	Northwestern*	61-52	2-1/0-0	1,051	Walker (19)	Ffriend,Bradford (7)	Walker, Florence (2)	.365-.339
11-28	Rutgers*	62-81	2-2/0-0	500	Ffriend (16)	Truscott (8)	Walker (4)	.429-.484
12-3	Western Carolina**	72-74	2-3/0-0	5,826	Florence (27)	Ffriend (10)	Fields (5)	.439-.417
12-4	Monmouth**	63-47	3-3/0-0	5,362	Bradford (18)	Bradford (11)	Walker (4)	.455-.360
12-9	at Creighton	72-89	3-4/0-0	9,377	Belcher (16)	Bradford,Walker (6)	Belcher, Florence (4)	.547-.481
12-11	Pittsburgh	69-57	4-4/0-0	5,584	Florence (18)	Truscott (11)	Belcher (10)	.491-.369
12-18	Arizona***	59-80	4-5/0-0	8,000	Florence (16)	Bradford,Ffriend (6)	Walker (3)	.356-.508
12-20	San Francisco	60-64	4-6/0-0	5,319	Walker (15)	Bradford (10)	Walker, Fields (4)	.350-.379
12-22	Oral Roberts	80-65	5-6/0-0	5,520	Bradford (21)	Ffriend (21)	Walker (8)	.478-.309
12-31	Minnesota	90-78	6-6/0-0	6,449	Walker (21)	Florence,Ffriend (7)	Cochran (7)	.534-.485
1-4	Pacific	92-68	7-6/0-0	5,191	Bradford (19)	Bradford (9)	Florence (8)	.610-.394
1-8	at Kansas State	79-97	7-7/0-1	7,371	Bradford (19)	Truscott (9)	Walker (3)	.411-.554
1-12	Iowa State	65-66	7-8/0-2	8,717	Florence (17)	Ffriend (9)	three with (3)	.390-.448
1-15	at Kansas	82-97	7-9/0-3	16,300	Ffriend (23)	Bradford (17)	Florence (4)	.413-.449
1-19	Texas Tech	70-67	8-9/1-3	7,624	Truscott (18)	Bradford (16)	Walker (6)	.403-.377
1-22	Baylor	69-55	9-9/2-3	8,644	Ffriend (21)	Ffriend (19)	Cochran (8)	.452-.362
1-25	at Texas	55-82	9-10/2-4	11,242	Bradford (13)	Ffriend (8)	Walker, Cochran (2)	.434-.464
1-29	Kansas State	81-72	10-10/3-4	9,083	Walker (16)	Bradford (10)	Florence (5)	.462-.468
2-5	Missouri	78-84	10-11/3-5	9,547	Ffriend (20)	Bradford (13)	Walker (7)	.431-.419
2-8	at Colorado	58-70	10-12/3-6	7,845	Florence (17)	Ffriend (10)	Florence (3)	.333-.386
2-12	at Iowa State	65-87	10-13/3-7	14,017	Florence (16)	Florence (8)	Florence, Walker (3)	.424-.438
2-14	Oklahoma	54-62	10-14/3-8	7,331	Florence (17)	Ffriend (10)	Cochran (4)	.388-.344
2-19	at Oklahoma State	55-94	10-15/3-9	6,289	Truscott (14)	Ffriend (8)	Walker, Cochran (3)	.345-.567
2-23	Kansas	58-83	10-16/3-10	10,969	Cochran (14)	Ffriend (15)	Cochran (7)	.411-.429
2-26	Colorado	69-64	11-16/4-10	8,406	Florence (23)	Ffriend (15)	Walker (7)	.414-.365
3-1	at Missouri	72-86	11-17/4-11	10,591	Ffriend (21)	Ffriend (11)	Cochran (4)	.500-.482
3-4	at Texas A&M (ot)	76-83	11-18/4-12	4,284	Florence (20)	Ffriend, Truscott (8)	Cochran (8)	.448-.500
3-9	Baylor#	55-63	11-19/4-12	12,16,800	Cochran (12)	Truscott (11)	Florence, Fields (2)	.313-.333

*-Hoop and Quill Classic, St. Charles, Mo.

**-Ameritas Classic, Lincoln, Neb.

***-Las Vegas Showdown, Las Vegas, Nev.

#-Big 12 Tournament, Kansas City, Mo.

1999-2000 Nebraska Big 12 Statistics (11-19, 4-12)

Player	G-GS	Min.-Avg.	FG-FGA	Pct.	3PT-3PTA	Pct.	FT-FTA	Pct.	Reb.-Avg.	PF-D	Ast	TO	Blk	Stl	Pts.-Avg.
Larry Florence	16-16	499-31.2	82-218	.376	2-12	.167	41-58	.707	81-5.1	45-4	51	55	8	22	207-12.9
Kimani Ffriend	16-16	485-30.3	73-133	.549	0-0	---	69-129	.535	164-10.3	42-1	7	54	40	7	215-13.4
Steffon Bradford	16-13	457-28.6	59-120	.492	0-0	---	49-70	.700	128-8.0	44-1	15	36	1	12	167-10.4
Danny Walker	15-13	447-29.8	34-109	.312	23-71	.324	32-42	.762	30-2.0	34-1	51	37	0	15	123-8.2
Louis Truscott	16-3	331-20.7	53-123	.431	3-18	.167	27-48	.563	94-5.9	37-0	14	37	16	8	136-8.5
Cary Cochran	16-8	433-27.1	43-103	.417	39-92	.424	11-12	.917	41-2.6	43-2	52	29	1	16	136-8.5
Rodney Fields	15-9	273-18.2	20-59	.339	2-15	.133	11-17	.647	24-1.6	35-3	15	29	2	9	53-3.5
Matt Davison	14-2	180-12.9	11-30	.367	7-21	.333	4-6	.667	14-1.0	16-0	13	17	2	6	33-2.4
Kenny Booker	10-0	87-8.7	8-23	.348	0-5	.000	0-5	.000	19-1.9	12-0	3	13	1	5	16-1.6
Ross Buckendahl	7-0	33-4.7	0-2	.000	0-2	.000	0-0	---	7-1.0	5-0	0	2	0	0	0-0.0
Team									44			1			
Nebraska Totals	16	3,225	383-920	.416	76-236	.322	244-387	.630	646-40.4	313-12	221	310	71	100	1,086-67.9
Opponent Totals	16	3,225	449-1,018	.441	118-329	.359	233-363	.642	601-37.6	319	267	213	73	158	1,249-78.1

1999-2000 Nebraska Statistical Highs

Nebraska Individual Highs

Points 27; Larry Florence vs. Western Carolina
 FG Made 10; Florence vs. Western Carolina
 FG Attempts 21; Florence vs. Colorado
 FG Percentage* .875; Louis Truscott vs. Minnesota (7-8)
 3-Point FG 5; Danny Walker vs. Eastern Illinois, Cary Cochran at Kansas State, Cary Cochran at Kansas
 3-Point FG Att. **12; Cary Cochran at Kansas
 FT Made 12; Kimani Ffriend vs. Minnesota
 FT Attempts 19; Ffriend at Kansas
 FT Percentage* 1.000; Steffon Bradford at Iowa State (6-6), Louis Truscott vs. Baylor (6-6) (B12)
 Rebounds 21; Kimani Ffriend vs. Oral Roberts
 Assists 10; Cookie Belcher vs. Pittsburgh
 Blocked Shots 6; Ffriend at Creighton, at Kansas
 Steals 4, six times by six different players
 Minutes 45; Florence vs. Eastern Illinois

*Minimum 6 attempts; ** School Record

Opponent Individual Highs

35; Kyle Hill, Eastern Illinois
 16; Kyle Hill, Eastern Illinois
 29; Kyle Hill, Eastern Illinois
 .900; Marcus Fizer, Iowa State (9-10)
 7; Galen Morrison, Kansas State
 15; Nathan Binam, Oral Roberts
 10; Jamahl Mosley, Colorado, Bernard King, Texas A&M
 15; Jamahl Mosley, Colorado
 1.000; Matt West and Nerijus Karlikanovas, Creighton (6-6)
 14; Gabe Muoneke, Texas
 10; Nick Bradford, Kansas
 *8; John Flippen, Baylor
 7; Brandin Knight, Pittsburgh
 42; Bernard King, Texas A&M

Nebraska Team Highs & Lows

	High	Low
Points scored	92; vs. Pacific	48; vs. Southern Mississippi
One half	52; at Kansas State (2nd)	22; vs. Southern Mississippi (2nd), at Colorado (1st)
Bench points	43; vs. Monmouth	4; vs. San Francisco
Field goals	36; vs. Pacific	16; vs. Southern Mississippi
Field goal attempts	72; vs. Eastern Illinois	44; vs. Monmouth
Field goal percentage	.610; vs. Pacific (36-59)	.313; vs. Baylor (20-64) (B12)
Three-point goals	10; vs. Pacific	1; vs. Southern Mississippi, vs. Oral Roberts
Three-point attempts	27; at Kansas	8; vs. Texas Tech, at Texas
Three-point percentage	*.667; vs. Pacific (10-15)	.077; vs. Oral Roberts (1-13)
Free throws	28; at Kansas State, vs. Kansas State	5; vs. Rutgers
Free throw attempts	41; vs. Kansas State	10; at Iowa State
Free throw percentage	.900; at Iowa State (9-10)	.350; at Kansas (7-20)
Rebounds	60; vs. Oral Roberts	29; at Creighton
Rebound margin	+26; vs. Oral Roberts	-12; vs. San Francisco
Personal fouls	29; at Texas A&M	9; vs. Baylor
Assists	23; vs. Pacific	3; vs. Southern Mississippi
Turnovers	28; at Texas, vs. Kansas	10; vs. Kansas State
Blocked Shots	8; vs. So. Mississippi, at Creighton, at Kansas	1; at Missouri
Steals	15; vs. Eastern Illinois	1; vs. Oral Roberts, at Oklahoma State

Opponent Highs & Lows

	High	Low
Points scored	97; Kansas State, Kansas	47; Monmouth
One half	60; Missouri (2nd)	20; Baylor (B12, 1st)
Bench points	40; Oklahoma State	0; Baylor
Field goals	38; Oklahoma State	18; Monmouth
Field goal attempts	86; Eastern Illinois	50; Monmouth
Field goal percentage	.567; Oklahoma State (38-67)	.309; Oral Roberts (21-68)
Three-point goals	15; Kansas State	1; Colorado
Three-point attempts	34; vs. Oral Roberts, Baylor	9; Iowa State, Kansas
Three-point percentage	.600; Kansas State (15-25)	.050; Colorado (1-20)
Free throws	28; Creighton	1; Baylor
Free throw attempts	35; at Kansas	3; Baylor
Free throw percentage	.903; Creighton (28-31)	.273; Pittsburgh (3-11)
Rebounds	50; Eastern Illinois	26; Creighton
Personal fouls	27; Minnesota, Colorado	11; Iowa State
Assists	26; TCU	6; Colorado
Turnovers	22; Minnesota	9; Oral Roberts, Texas Tech
Blocked shots	9; Kansas State, Baylor (B12)	0; Western Carolina
Steals	16; at Texas	4; Northwestern
*Nebraska school record		

1999-2000 Nebraska Record by Lineup

No.	Starting Lineup	Record
1.	Florence, Bradford, Ffriend, Cochran, Walker	1-4
2.	Florence, Bradford, Ffriend, Fields, Walker	5-6
3.	Florence, Truscott, Ffriend, Fields, Walker	1-2
4.	Florence, Bradford, Ffriend, Belcher, Walker	1-1
5.	Florence, Buckendahl, Bradford, Fields, Walker	1-0
6.	Florence, Bradford, Ffriend, Davison, Walker	1-1
7.	Florence, Truscott, Ffriend, Cochran, Walker	0-2
8.	Florence, Bradford, Ffriend, Cochran, Fields	1-3


1999-2000 Miscellaneous Statistics

Biggest margin of victory	24; vs. Pacific
Biggest margin of defeat	39; at Oklahoma State
Largest lead surrendered in loss	14; vs. Missouri, vs. Baylor
Largest halftime lead surrendered in loss	11; vs. Missouri
Largest deficit overcome in win	10; vs. Eastern Illinois
Largest halftime deficit overcome in win	6; vs. Eastern Illinois
Largest lead at any time	32; vs. Pacific
Largest deficit at any time	40; at Oklahoma State
Largest runs without opponent scoring	14-0 vs. Monmouth

<u>Nebraska Record When:</u>	<u>All</u>	<u>Home</u>	<u>Away</u>
Ahead at Halftime	7-3	6-2	1-1
Behind at Halftime	3-15	3-3	0-12
Tied at Halftime	1-1	1-1	0-0
Bench Outscores Opponent's	7-6	6-2	1-4
Shooting 50% or Better	2-2	2-0	0-2
Shooting Under 50%	9-17	8-6	1-11
Opp. Shoots 50% or Better	0-4	0-0	0-4
Opp. Shoots Under 50%	11-15	10-5	1-10
Outshooting Opponent	10-5	9-3	1-2
Outshot by Opponent	1-14	1-3	0-11
Outrebounding Opponent	9-8	8-3	1-5
Outrebounded by Opponent	2-11	2-3	0-8
Rebounds are Even	0-0	0-0	0-0
Committing More TO's than Opp.	8-15	7-4	1-11
Committing Less TO's than Opp.	3-4	3-2	0-2
Leading with 5:00 left	10-1	9-1	1-0
Trailing with 5:00 left	1-16	1-4	0-12
Tied with 5:00 left	0-2	0-1	0-1
In Overtime	1-1	1-0	0-1
Scoring 80 or more points	5-1	5-0	0-1
Scoring 79 or fewer points	6-18	5-6	1-12
Allowing 80 or more points	0-12	0-2	0-10
Allowing 79 or fewer points	11-7	10-4	1-3

1999-2000 NU Basketball Honors

Kimani Ffriend: Second-Team All-Big 12 (AP); Third-Team All-Big 12 (Coaches); Big 12 All-Newcomer Team; Big 12 Rookie of the Week (Jan. 3, Jan. 17, Jan. 24)
Larry Florence: Honorable-Mention All-Big 12 (Coaches)
Steffon Bradford: Honorable-Mention All-Big 12 (Coaches)



Larry Florence had an outstanding 1999-2000 campaign. Florence led the team in scoring at 13.0 points per game and was also second in assists with 80.

1999-2000 Big 12 All Games Team Statistics

Scoring Offense	G	Points	Avg.
1. Kansas	34	2,676	78.7
2. Iowa State	37	2,898	78.3
3. Oklahoma State	34	2,620	77.1
4. Colorado	32	2,407	75.2
5. Oklahoma	34	2,546	74.9
6. Texas	33	2,460	74.5
7. Missouri	31	2,302	74.3
8. Texas Tech	28	1,969	70.3
9. Nebraska	30	2,050	68.3
10. Kansas State	28	1,907	68.1
11. Baylor	29	1,933	66.7
12. Texas A&M	28	1,825	65.2

Field Goal Percentage	FG-FGA	Pct.
1. Iowa State	1,038-2,140	.485
2. Oklahoma State	933-1,946	.479
3. Texas	876-1,870	.468
4. Kansas	1,044-2,269	.460
5. Oklahoma	917-2,004	.458
6. Texas Tech	689-1,565	.440
7. Colorado	844-1,979	.426
8. Kansas State	694-1,628	.426
9. Nebraska	737-1,729	.426
10. Baylor	686-1,621	.423
11. Missouri	771-1,822	.423
12. Texas A&M	644-1,565	.412

Three-Point Percentage	3FG-3FGA	Pct.
1. Oklahoma State	216-559	.386
2. Oklahoma	263-687	.383
3. Texas	185-489	.378
4. Kansas State	187-508	.368
5. Iowa State	190-518	.367
6. Missouri	291-804	.362
7. Kansas	159-463	.343
8. Texas Tech	161-474	.340
9. Colorado	154-454	.339
10. Nebraska	144-434	.332
11. Baylor	207-639	.324
12. Texas A&M	179-562	.319

Free Throw Percentage	FT-FTA	Pct.
1. Texas Tech	430-593	.725
2. Oklahoma	449-632	.710
3. Missouri	469-661	.710
4. Iowa State	632-899	.703
5. Oklahoma State	538-768	.701
6. Colorado	565-824	.686
7. Texas A&M	358-534	.670
8. Kansas State	332-498	.667
9. Kansas	429-660	.650
10. Texas	523-810	.646
11. Baylor	354-550	.644
12. Nebraska	432-700	.617

Three-Point Field Goals Made	G	3FG	Avg.
1. Missouri	31	291	9.4
2. Oklahoma	34	263	7.7
3. Baylor	29	207	7.1
4. Kansas State	28	187	6.8
5. Texas A&M	28	179	6.4
6. Oklahoma State	34	216	6.4
7. Texas Tech	28	161	5.8
8. Texas	33	185	5.6
9. Iowa State	37	190	5.1
10. Colorado	32	154	4.8
11. Nebraska	30	144	4.8
12. Kansas	34	159	4.7

Scoring Defense	G	Points	Avg.
1. Oklahoma	34	2,117	62.3
Oklahoma State	34	2,117	62.3
3. Texas	33	2,103	63.7
4. Iowa State	37	2,409	65.1
5. Baylor	29	1,966	67.8
6. Missouri	31	2,168	69.9
7. Kansas	34	2,382	70.1
8. Colorado	32	2,299	71.8
9. Texas Tech	28	2,020	72.1
10. Nebraska	30	2,220	74.0
11. Texas A&M	28	2,086	74.5
12. Kansas State	28	2,112	75.4

Field Goal Percentage Defense	FG-FGA	Pct.
1. Texas	741-1,920	.386
2. Oklahoma State	779-2,007	.388
3. Kansas	927-2,315	.400
4. Oklahoma	908-2,218	.409
5. Iowa State	900-2,181	.413
6. Texas Tech	730-1,767	.413
7. Colorado	837-1,984	.422
8. Nebraska	797-1,888	.422
9. Baylor	753-1,740	.433
10. Kansas State	783-1,778	.440
11. Missouri	784-1,744	.450
12. Texas A&M	729-1,576	.463

Scoring Margin	Margin
1. Oklahoma State	+14.8
2. Iowa State	+13.2
3. Oklahoma	+12.6
4. Texas	+10.8
5. Kansas	+8.6
6. Missouri	+4.3
7. Colorado	+3.4
8. Baylor	-1.1
9. Texas Tech	-1.8
10. Nebraska	-5.7
11. Kansas State	-7.3
12. Texas A&M	-9.3

Rebounding Margin	Margin
1. Kansas	+8.2
2. Iowa State	+6.4
3. Texas	+4.2
4. Oklahoma State	+3.9
5. Oklahoma	+3.6
6. Nebraska	+3.5
7. Colorado	+3.4
8. Kansas State	+1.6
9. Texas A&M	+0.4
10. Baylor	-0.9
11. Texas Tech	-3.5
12. Missouri	-5.0

Other Big 12 Team Leaders
Winning Percentage: Iowa State, .865 (NU, .367, 10th)
Three-Point Defense: Oklahoma State, .293 (NU, .345, 7th)
Blocked Shots: Kansas, 5.5 pg (NU, 4.8 pg, 4th)
Assists: Oklahoma State, 18.9 pg (NU, 13.5 pg, 10th)
Steals: Kansas, 9.2 pg (NU, 7.4 pg, 7th)
 Note: National ranking in ().

1999-2000 Big 12 Conference Games Team Statistics

Scoring Offense	G	Points	Avg.
1. Missouri	16	1,263	78.9
2. Iowa State	16	1,245	77.8
3. Colorado	16	1,228	76.8
4. Kansas	16	1,209	75.6
5. Oklahoma	16	1,189	74.3
6. Texas	16	1,180	73.8
7. Oklahoma State	16	1,139	71.2
8. Kansas State	16	1,105	69.1
9. Nebraska	16	1,086	67.9
10. Texas Tech	16	1,075	67.2
11. Texas A&M	16	1,031	64.4
12. Baylor	16	951	59.4

Field Goal Percentage	FG-FGA	Pct.
1. Oklahoma State	405-858	.472
2. Iowa State	441-943	.468
3. Texas	421-907	.464
4. Oklahoma	437-959	.456
5. Kansas State	419-950	.441
6. Missouri	418-950	.440
7. Kansas	459-1,062	.432
8. Colorado	423-998	.424
9. Texas Tech	373-887	.421
10. Nebraska	383-920	.416
11. Texas A&M	362-881	.411
12. Baylor	337-863	.390

Three-Point Percentage	3FG-3FGA	Pct.
1. Oklahoma State	107-264	.405
2. Missouri	162-416	.389
3. Oklahoma	132-340	.388
4. Texas	90-236	.381
5. Kansas State	114-299	.381
6. Colorado	91-262	.347
7. Iowa State	85-245	.347
8. Texas A&M	100-305	.328
9. Nebraska	76-236	.322
10. Texas Tech	94-300	.313
11. Baylor	116-374	.310
12. Kansas	64-218	.294

Free Throw Percentage	FT-FTA	Pct.
1. Iowa State	278-384	.724
2. Missouri	265-367	.722
3. Texas Tech	235-326	.721
4. Colorado	291-415	.701
5. Oklahoma State	222-321	.692
6. Oklahoma	183-268	.683
7. Texas A&M	207-309	.670
8. Kansas	227-339	.670
9. Texas	248-381	.651
10. Kansas State	153-240	.637
11. Baylor	161-254	.634
12. Nebraska	244-387	.630

Three-Point Field Goals Made	G	3FG	Avg.
1. Missouri	16	162	10.1
2. Oklahoma	16	132	8.3
3. Baylor	16	116	7.3
4. Kansas State	16	114	7.1
5. Oklahoma State	16	107	6.7
6. Texas A&M	16	100	6.3
7. Texas Tech	16	94	5.9
8. Colorado	16	91	5.7
9. Texas	16	90	5.6
10. Iowa State	16	85	5.3
11. Nebraska	16	76	4.8
12. Kansas	16	64	4.0

Scoring Defense	G	Points	Avg.
1. Oklahoma State	16	948	59.2
2. Texas	16	984	61.5
3. Oklahoma	16	998	62.4
4. Iowa State	16	1,112	69.5
5. Kansas	16	1,121	70.1
6. Baylor	16	1,122	70.1
7. Missouri	16	1,190	74.4
8. Texas Tech	16	1,210	75.6
9. Texas A&M	16	1,232	77.0
10. Nebraska	16	1,249	78.1
11. Colorado	16	1,262	78.9
12. Kansas State	16	1,273	79.6

Field Goal Percentage Defense	FG-FGA	Pct.
1. Oklahoma State	345-907	.380
2. Texas	345-902	.382
3. Kansas	390-976	.400
4. Oklahoma	338-829	.408
5. Texas Tech	434-988	.439
6. Nebraska	449-1,018	.441
7. Iowa State	422-953	.443
8. Colorado	428-944	.453
9. Kansas State	432-943	.458
10. Missouri	435-933	.466
11. Baylor	411-876	.469
12. Texas A&M	449-909	.494

Scoring Margin	Margin
1. Texas	+12.2
2. Oklahoma	+11.9
Oklahoma State	+11.9
4. Iowa State	+8.3
5. Kansas	+5.5
6. Missouri	+4.6
7. Colorado	-2.1
8. Texas Tech	-8.4
9. Nebraska	-10.2
10. Kansas State	-10.5
11. Baylor	-10.7
12. Texas A&M	-12.6

Rebounding Margin	Margin
1. Kansas	+6.8
2. Texas	+3.3
3. Nebraska	+2.8
4. Oklahoma	+2.6
5. Oklahoma State	+2.3
6. Iowa State	+2.1
7. Colorado	-0.4
8. Texas A&M	-1.2
9. Kansas State	-1.4
10. Missouri	-4.2
11. Texas Tech	-5.8
12. Baylor	-7.1

Other Big 12 Games Only Team Statistical Leaders

Winning Percentage: Iowa State, .875 (NU, 8th, .250)
Three-Point Defense: Oklahoma, .289 (NU, 6th, .359)
Blocked Shots: Kansas, 6.3 (NU, 3rd, 4.4)
Assists: Oklahoma State, 16.9 (NU, 10th, 13.8)
Steals: Missouri, Kansas, 8.9 (NU, 11th, 6.3)
Turnover Margin: Missouri, +4.06 (NU, 12th, -6.06)
Assist/Turnover Ratio: Oklahoma, 1.28:1 (NU, 12th, .71:1)
Offensive Rebounds: Kansas, 16.9 (NU, 2nd, 14.8)
Defensive Rebounds: Kansas, 28.1 (NU, 3rd, 25.6)

1999-2000 Big 12 All Games Individual Statistics

Scoring	G	FG	3FG	FT	Pts.	Avg.
1. Marcus Fizer, Iowa State	37	327	15	175	844	22.8
2. Eduardo Najera, Oklahoma	34	234	18	139	625	18.4
3. Desmond Mason, Oklahoma St.	34	211	64	125	611	18.0
4. Rayford Young, Texas Tech	28	174	55	94	497	17.8
5. Chris Mihm, Texas	33	206	7	164	583	17.7
6. Tevis Stukes, Baylor	29	154	100	103	511	17.6
7. Jaquay Walls, Colorado	32	167	57	153	544	17.0
8. Bernard King, Texas A&M	28	155	79	85	474	16.9
9. Cortez Groves, Kansas State	26	146	70	57	419	16.1
10. Keyon Dooling, Missouri	31	145	59	124	473	15.3
Nebraska Players						
15. Larry Florence, Nebraska	30	156	8	69	389	13.0
21. Kimani Ffriend, Nebraska	30	123	0	115	361	12.0
27. Steffon Bradford, Nebraska	30	125	1	83	334	11.1

Field Goal Percentage (Min. 5 made/game)	FGM-FGA	Pct.
1. Stevie Johnson, Iowa State	128-193	.663
2. Aaron Jack, Texas A&M	85-136	.625
3. Marcus Fizer, Iowa State	327-562	.582
4. Kenny Gregory, Kansas	199-345	.577
5. Terry Black, Baylor	141-245	.576
6. Nolan Johnson, Oklahoma	133-238	.559
7. Brian Montonati, Oklahoma State	166-305	.544
8. Jamahl Mosley, Colorado	159-294	.541
9. Kimani Ffriend, Nebraska	123-229	.537
10. Kelvin Howell, Kansas State	95-179	.531

Free Throw Percentage (Min. 2.5 made/game)	FTM-FTA	Pct.
1. Brian Grawler, Missouri	67-74	.905
2. Rayford Young, Texas Tech	94-112	.839
3. Joe Adkins, Oklahoma State	74-89	.831
4. Nolan Johnson, Oklahoma	73-92	.793
5. Kantrail Horton, Iowa State	71-91	.780
6. Demarcus Minor, Baylor	101-130	.777
7. Danny Walker, Nebraska	59-76	.776
8. Desmond Mason, Oklahoma State	125-163	.767
9. Jamaal Gilchrist, Texas A&M	72-94	.766
10. Jaquay Walls, Colorado	153-203	.754

Final 1999-2000 Big 12 Standings					
	Conference		Overall		Postseason
	W-L	Pct.	W-L	Pct.	
1. Iowa State	14-2	.875	32-5	.865	3-1, NCAA
2. Texas	13-3	.813	24-9	.727	1-1, NCAA
3. Oklahoma	12-4	.750	27-7	.794	1-1, NCAA
4. Oklahoma State	12-4	.750	27-7	.794	3-1, NCAA
5. Kansas	11-5	.688	24-10	.706	1-1, NCAA
6. Missouri	10-6	.625	18-13	.581	0-1, NCAA
7. Colorado	7-9	.438	18-14	.563	0-1, NIT
8. Nebraska	4-12	.250	11-19	.367	
9. Baylor	4-12	.250	14-15	.483	
10. Texas A&M	4-12	.250	8-20	.286	
11. Texas Tech	3-13	.188	12-16	.429	
12. Kansas State	2-14	.125	9-19	.321	
Non-Conference Record: 117-47 (.713)					

Home Attendance		
Rk. Team (national rk.)	G	Avg.
1. Kansas (9)	14	16,271
2. Oklahoma (28)	15	11,248
3. Missouri (31)	15	10,882
4. Texas (32)	14	10,878
5. Texas Tech (37)	15	10,546
6. Iowa State (38)	18	10,543
7. Kansas State (56)	15	8,336
8. Nebraska (71)	16	7,342
9. Oklahoma State (85)	15	5,907
10. Colorado	16	5,103
11. Texas A&M	12	4,906
12. Baylor	18	3,247

Three-Point Percentage (Min. 1 made per game)	3FG-3FGA	Pct.
1. Darren Kelly, Texas	42-93	.452
2. Glendon Alexander, Oklahoma State	80-181	.442
3. Galen Morrison, Kansas State	64-147	.435
4. Desmond Mason, Oklahoma State	64-149	.430
5. Michael Nurse, Iowa State	99-234	.423
6. Ivan Wagner, Texas	46-110	.418
7. Tim Heskett, Oklahoma	75-180	.417
8. Jeff Boschee, Kansas	81-195	.415
9. J.R. Raymond, Oklahoma	95-230	.413
10. Lawrence Williams, Texas	29-71	.408
Nebraska Players		
14. Cary Cochran, Nebraska	62-160	.387

Rebounding	G	Reb.	Avg.
1. Chris Mihm, Texas	33	346	10.5
2. Eduardo Najera, Oklahoma	34	314	9.2
3. Tony Kitt, Kansas State	28	255	9.1
4. Kimani Ffriend, Nebraska	30	263	8.8
5. Steffon Bradford, Nebraska	30	243	8.1
6. Marcus Fizer, Iowa State	37	285	7.7
7. Terry Black, Baylor	29	223	7.7
8. Drew Gooden, Kansas	33	248	7.5
9. Kelvin Howell, Kansas State	28	205	7.3
10. Brian Montonati, Oklahoma State	34	244	7.2

Assists	G	Assists	Avg.
1. Doug Gottlieb, Oklahoma State	34	293	8.6
2. Jamaal Tinsley, Iowa State	37	244	6.6
3. Demarcus Minor, Baylor	29	169	5.8
4. Ivan Wagner, Texas	33	154	4.7
5. Jaquay Walls, Colorado	32	144	4.5
6. Bernard King, Texas A&M	28	114	4.1
7. Joe Adkins, Oklahoma State	34	138	4.1
8. Rayford Young, Texas Tech	28	113	4.0
9. Jose Winston, Colorado	32	127	3.9
10. Jamaal Gilchrist, Texas A&M	28	110	3.9

Steals	G	Steals	Avg.
1. Terry Black, Baylor	29	77	2.7
2. Jamaal Tinsley, Iowa State	37	98	2.7
3. Jose Winston, Colorado	32	82	2.6
4. Nick Bradford, Kansas	34	73	2.2
5. Jamaal Gilchrist, Texas A&M	28	55	1.9
6. Rayford Young, Texas Tech	28	51	1.8
7. Eduardo Najera, Oklahoma	34	59	1.7
8. Bernard King, Texas A&M	28	45	1.6
9. Jeff Hafer, Missouri	30	48	1.6
10. Ivan Wagner, Texas	33	52	1.6
Nebraska Players			
13. Larry Florence, Nebraska	30	44	1.5

Blocked Shots	G	Blocks	Avg.
1. Kimani Ffriend, Nebraska	30	85	2.8
2. Chris Mihm, Texas	33	90	2.7
3. Brodney Kennard, Texas Tech	28	69	2.5
4. Ben Echols, Baylor	29	49	1.7
5. Tony Kitt, Kansas State	28	46	1.6
6. Eric Chenowith, Kansas	34	53	1.6
7. Chris Owens, Texas	33	46	1.4
8. Andre Williams, Oklahoma State	28	35	1.3
9. John Flippen, Baylor	28	35	1.3
10. Marcus Fizer, Iowa State	37	39	1.1
Other Nebraska Players			
15. Louis Truscott, Nebraska	27	24	0.9

Other Big 12 Leaders
Three-Point Field Goals Per Game: Tevis Stukes, Baylor, 3.5 pg (Cochran, 12th, 2.1 pg)
Assist/Turnover Ratio: Tim Heskett, Oklahoma, 3.13:1 (Cochran, 11th, 1.59:1)
Offensive Rebounds: Bradford, NU, 3.6 pg (Ffriend, 3rd, 3.4 pg)
Defensive Rebounds: Chris Mihm, Texas, 7.0 pg (Ffriend, 5th, 5.3 pg, Bradford, 12th, 4.5 pg)

1999-2000 Big 12 Games Individual Statistics

Scoring

	G	FG	3FG	FT	Pts.	Avg.
1. Marcus Fizer, Iowa State	16	154	7	81	396	24.8
2. Jaquay Walls, Colorado	16	87	39	91	304	19.0
3. Rayford Young, Texas Tech	16	105	34	46	290	18.1
4. Eduardo Najera, Oklahoma	16	105	11	66	287	17.9
5. Bernard King, Texas A&M	16	93	48	50	284	17.8
6. Chris Mihm, Texas	16	104	1	69	278	17.4
7. Tevis Stukes, Baylor	16	85	56	46	272	17.0
8. Cortez Groves, Kansas State	16	96	47	32	271	16.9
9. Desmond Mason, Oklahoma St.	16	93	33	53	270	16.9
10. Jamahl Mosley, Colorado	16	100	0	68	268	16.8
Nebraska Players						
13. Kimani Ffriend, Nebraska	16	73	0	69	215	13.4
17. Larry Florence, Nebraska	16	82	2	41	207	12.9
30. Steffon Bradford, Nebraska	16	59	0	49	167	10.4

Field Goal Percentage

(Min. 3 made/game)	FGM-FGA	Pct.
1. Stevie Johnson, Iowa State	66-93	.710
2. Aaron Jack, Texas A&M	51-76	.671
3. Nolan Johnson, Oklahoma	69-110	.627
4. Kelvin Howell, Kansas State	63-110	.573
5. Marcus Fizer, Iowa State	154-271	.568
6. Jamahl Mosley, Colorado	100-179	.559
7. Gabe Muoneke, Texas	76-137	.555
8. Kimani Ffriend, Nebraska	73-133	.549
9. Brian Montonati, Oklahoma State	72-133	.541
10. Nick Bradford, Kansas	51-95	.537

Free Throw Percentage

(Min. 2.0 made/game)	FTM-FTA	Pct.
1. Brian Grawler, Missouri	38-42	.905
2. Rayford Young, Texas Tech	46-55	.836
3. Keyon Dooling, Missouri	68-84	.810
Eric Chenowith, Kansas	34-42	.810
5. William Clay, Texas	33-41	.805
6. Paul Shirley, Iowa State	27-34	.794
7. Desmond Mason, Oklahoma State	53-67	.791
8. Jaquay Walls, Colorado	91-117	.778
9. Danny Walker, Nebraska	32-42	.762
10. Jamaal Gilchrist, Texas A&M	40-53	.755

Three-Point Percentage

(Min. 1 made per game)	3FG-3FGA	Pct.
1. Darren Kelly, Texas	25-50	.500
2. Glendon Alexander, Oklahoma State	40-86	.465
3. Ivan Wagner, Texas	24-53	.453
4. Cary Cochran, Nebraska	39-92	.424
5. Desmond Mason, Oklahoma State	33-79	.418
6. Tim Heskett, Oklahoma	35-84	.417
7. Jaquay Walls, Colorado	39-94	.415
8. J.R. Raymond, Oklahoma	51-124	.411
9. Michael Nurse, Iowa State	46-116	.397
10. Clarence Gilbert, Missouri	52-133	.391

Rebounds

	G	Reb.	Avg.
1. Kimani Ffriend, Nebraska	16	164	10.3
Eduardo Najera, Oklahoma	16	164	10.3
3. Chris Mihm, Texas	16	155	9.7
4. Tony Kitt, Kansas State	16	135	8.4
5. Jamahl Mosley, Colorado	16	132	8.3
6. Steffon Bradford, Nebraska	16	128	8.0
7. Marcus Fizer, Iowa State	16	122	7.6
8. Kelvin Howell, Kansas State	16	118	7.4
9. Drew Gooden, Kansas	16	117	7.3
10. Brian Montonati, Oklahoma State	16	109	6.8
Nick Collison, Kansas	16	109	6.8

Assists

	G	Assists	Avg.
1. Doug Gottlieb, Oklahoma State	16	115	7.2
2. Jamaal Tinsley, Iowa State	16	113	7.1
3. Jaquay Walls, Colorado	16	87	5.4
DeMarcus Minor, Baylor	16	87	5.4
5. Ivan Wagner, Texas	16	81	5.1
6. Keyon Dooling, Missouri	16	72	4.5
7. Rayford Young, Texas Tech	16	71	4.4
8. Jamaal Gilchrist, Texas A&M	16	67	4.2
9. Bernard King, Texas A&M	16	65	4.1
10. Hollis Price, Oklahoma	16	64	4.0

J.R. Raymond, Oklahoma	16	64	4.0
Nebraska Players			
15. Danny Walker, Nebraska	15	51	3.4

Steals

	G	Steals	Avg.
1. Jamaal Tinsley, Iowa State	16	42	2.6
2. Terry Black, Baylor	16	39	2.4
3. Jose Winston, Colorado	16	37	2.3
4. Eduardo Najera, Oklahoma	16	36	2.2
5. Nick Bradford, Kansas	16	30	1.9
Jamaal Gilchrist, Texas A&M	16	30	1.9
Rayford Young, Texas Tech	16	30	1.9
8. Hollis Price, Oklahoma	16	27	1.7
Clarence Gilbert, Missouri	16	27	1.7
10. Brian Grawler, Missouri	16	26	1.6
Ivan Wagner, Texas	16	26	1.6

Blocked Shots

	G	Blocks	Avg.
1. Brodney Kennard, Texas Tech	16	41	2.6
2. Kimani Ffriend, Nebraska	16	40	2.5
3. Chris Mihm, Texas	16	35	2.2
4. Tony Kitt, Kansas State	16	29	1.8
5. Eric Chenowith, Kansas	16	27	1.7
Ben Echols, Baylor	16	27	1.7
7. Nick Collison, Kansas	16	25	1.6
8. Marcus Fizer, Iowa State	16	23	1.4
9. Andre Williams, Oklahoma State	15	19	1.3
10. Chris Owens, Texas	16	18	1.1
Nebraska Players			
13. Louis Truscott, Nebraska	16	16	1.0

Other Big 12 Leaders

Three-Point Field Goals Per Game: Tevis Stukes, Baylor, 3.5 (Cochran, 8th, 2.4)

Assist/Turnover Ratio: Hollis Price, Oklahoma, 2.67:1 (Cochran, Nebraska, 1.79:1)

Off. Rebounds: Kimani Ffriend, 4.1 pg (Bradford, 2nd, 3.7 pg)

Def. Rebounds: Eduardo Najera, Oklahoma, 7.6 pg (Ffriend, 3rd, 6.1, Bradford, 14th, 4.3)

2000 AP/Coaches All-Big 12 Teams

First Team:

Marcus Fizer	F	Iowa State
Eduardo Najera	F	Oklahoma
Desmond Mason	F	Oklahoma State
Chris Mihm	C	Texas
Jaquay Walls (Coaches)	G	Colorado
Jamaal Tinsley (AP)	G	Iowa State

Second Team:

Jaquay Walls (AP)	G	Colorado
Jamaal Tinsley (Coaches)	G	Iowa State
Keyon Dooling	G	Missouri
Gabe Muoneke	F	Texas
Rayford Young	G	Texas Tech
Kimani Ffriend (AP)	C	Nebraska
Kenny Gregory (Coaches)	F	Kansas

Third Team:

Kimani Ffriend (Coaches)	C	Nebraska
Kenny Gregory (AP)	F	Kansas
Brian Montonati	F	Oklahoma State
Bernard King	G	Texas A&M
Jamahl Mosley (Coaches)	F	Colorado
Clarence Gilbert (Coaches)	G	Missouri
J.R. Raymond (Coaches)	G	Oklahoma
Michael Nurse (AP)	G	Iowa State
Ivan Wagner (AP)	G	Texas

Honorable Mention Nebraska Players: Larry Florence (Coaches), Steffon Bradford (Coaches)

Coach of the Year: Larry Eustachy, Iowa State

Player of the Year: Marcus Fizer, Iowa State

Newcomer of the Year: Jamaal Tinsley, Iowa State

Co-Freshmen of the Year: Bernard King, Texas A&M, Kareem Rush, Missouri

Nebraska Players on All-Big 12 Specialty Teams

All-Newcomer: Kimani Ffriend, C

1999-2000 Nebraska Box Scores

Nebraska 81, Eastern Illinois 78 (2ot)
Nov. 23, 1999 • at Bob Devaney Sports Center

Nebraska rallied from a 10-point deficit with 7:28 to play, then pulled out an 81-78 victory in double overtime at the Bob Devaney Sports Center. Nebraska led 3-2 early in the game, but did not hold another lead until the first overtime session. EIU led by as many as 10 points in the first half and held a 31-25 halftime advantage. The Panthers extended the lead to 56-46 with 7:28 left, before Nebraska began its rally. The Huskers cut the lead to one at 63-62 on a Kimani Ffriend dunk with 2:25 to play, then tied the game at 65-all on a Danny Walker three-pointer with 2:01 remaining. The teams traded free throws down the stretch and went into OT knotted at 66. NU led by as many as five points in the first overtime, but EIU rallied to take a 72-71 lead with 25 seconds left. A Larry Florence basket put the Huskers in the lead with :11 left, but EIU's John Smith forced a second extra period with a free throw with five seconds remaining. Eastern Illinois led 76-75 with 3:00 remaining in the second overtime, but Steffon Bradford scored five straight points to give the Huskers an 80-76 advantage and NU held on for the three-point win. Florence led Nebraska with 18 points and posted his third career double-double by adding 10 rebounds. Bradford also posted a double-double with 17 points and 19 rebounds. The victory was Nebraska's third straight in a season opener and marked Nebraska's 19th straight win in a home opener. It also marked Nebraska's first overtime game since late in the 1997-98 season and was the first time the Huskers had played multiple overtime periods since January of 1996, a span of 118 games.

Eastern Illinois

Player	tot-fg		3-pt			rebounds					a	tblk	smin			
	fg	fga	fg	fga	ft	fta	ofde	tot	pf	tp						
Joseph, Merve, f	3	5	0	0	1	1	3	7	10	4	7	2	1	0	0	28
Polite, Marc, f	6	17	2	8	0	0	1	1	2	0	14	4	0	1	0	26
Smith, John, c	0	5	0	0	2	4	2	3	5	4	2	0	2	1	1	31
Hill, Kyle, g	16	29	2	7	1	3	4	8	12	1	35	1	10	0	4	41
Britton, Matt, g	3	7	2	5	0	0	2	2	4	0	8	4	1	0	2	33
Thompson, Jan	0	2	0	0	0	0	2	2	4	4	0	1	0	0	2	24
Lewis, Craig	0	1	0	1	0	0	0	0	0	0	0	1	0	0	0	1
Forrest, Michael	1	6	0	4	0	1	1	5	6	2	2	5	3	0	1	28
Bergmann, Todd	0	1	0	0	0	0	1	1	5	0	0	2	0	0	0	13
Domercant, Henry	4	13	1	4	1	1	1	0	1	1	10	1	0	0	2	22
Sharp, Luke	0	0	0	0	0	0	0	1	1	0	0	1	1	0	0	3
Team							3	1	4							
Totals	33	86	7	29	5	10	19	31	50	21	78	20	20	2	12	250

Total FG% 1st Half: 13-32, .406 2nd Half: 15-34, .441 Game: .384 DEADBALL
3-Pt. FG% 1st Half: 4-13, .308 2nd Half: 2-9, .222 Game: .241 REBOUNDS
F Throw % 1st Half: 1-2, .500 2nd Half: 3-4, .750 Game: .500 1

Nebraska

Player	tot-fg		3-pt			rebounds					a	tblk	smin			
	fg	fga	fg	fga	ft	fta	ofde	tot	pf	tp						
Florence, Larry, f	9	20	0	1	0	0	3	7	10	3	18	2	4	4	4	45
Bradford, Steffon, f	7	13	0	0	3	6	7	12	19	3	17	2	6	0	2	43
Ffriend, Kimani, c	4	8	0	0	5	10	3	3	6	3	13	0	5	3	2	39
Walker, Danny, g	5	11	5	7	0	0	2	2	3	15	2	2	2	0	2	36
Cochran, Cary, g	3	9	1	6	0	0	1	3	4	0	7	5	0	0	1	37
Booker, Kenny	0	1	0	0	0	0	0	1	1	1	0	0	0	0	0	4
Fields, Rodney	1	6	0	1	3	4	0	3	3	1	5	3	2	0	4	32
Truscott, Louis	2	4	0	0	2	4	0	6	6	0	6	0	2	0	0	14
Team							1	1								
Totals	31	72	6	15	13	24	15	37	52	14	81	14	21	7	15	250

Total FG% 1st Half: 10-26, .385 2nd Half: 15-31, .484 Game: .431 DEADBALL
3-Pt. FG% 1st Half: 2-4, .500 2nd Half: 3-7, .429 Game: .400 REBOUNDS
F Throw % 1st Half: 3-6, .500 2nd Half: 8-14, .571 Game: .542 7

Officials: Dick Paparo, Mike Thibodeaux, Kerry Sitton. Technical fouls: none
Attendance: 7,894

Score by Periods	1st	2nd	OT	OT2	Total
Eastern Illinois	31	35	7	5	78
Nebraska	25	41	7	8	81

Southern Mississippi 75, Nebraska 48
Nov. 26, 1999 • at St. Charles, Mo.
First Round, Hoop and Quill Classic

The Huskers never got on track on the offensive end in a 75-48 loss to Southern Mississippi in the first round of the Hoop and Quill Classic. Nebraska shot just 33.3 percent for the game, tying its season low. NU's three-point performance was even worse as the Huskers hit just 1-of-12 attempts from beyond the arc. Nebraska also struggled from the foul line, hitting 15-of-32 attempts and committed 24 turnovers. Nebraska trailed just 24-22 with three minutes to play in the first half, but USM went on a 15-4 run to end the half and take a 39-26 advantage to the locker room. NU never got back into the game in the second half, as the Golden Eagles led by as many as 32 points and rolled to the 27-point victory. Larry Florence led Nebraska with 16 points.

Southern Mississippi

Player	tot-fg		3-pt			rebounds					a	tblk	smin			
	fg	fga	fg	fga	ft	fta	ofde	tot	pf	tp						
Wall, David, f	11	22	6	10	6	9	0	1	1	3	34	0	3	0	0	30
Jones, Vandarel, f	0	0	0	0	2	2	1	5	6	3	2	0	4	1	1	25
Booker, Carlos, c	2	6	0	0	0	0	4	0	4	4	4	1	1	2	1	18
Flowers, Earl, g	1	5	0	1	0	0	0	0	0	2	2	4	3	0	3	27
Cauthen, Mel, g	3	9	1	4	5	6	1	4	5	3	12	4	1	1	2	31
Terrell, Marcus	0	2	0	1	0	0	0	0	0	0	1	0	0	0	0	6
Myles, Mario	0	1	0	0	0	0	1	2	3	0	0	0	0	0	0	3
Thompson, Kilavorus	1	1	1	1	4	4	1	1	2	2	7	1	0	0	3	19
Brinkley, Tobias	2	6	0	2	1	3	0	3	3	2	5	1	1	1	0	20
Palmer, Michael	0	1	0	0	0	0	0	0	0	0	0	0	0	0	0	3
Henderson, Carl	2	7	0	0	2	2	3	2	5	3	6	0	1	1	0	15
Carter, Marlon	0	1	0	0	3	4	0	1	1	3	0	1	0	0	0	3
Team							8	7	15							
Totals	22	61	8	19	23	30	19	26	45	24	75	11	16	6	10	200

Total FG% 1st Half: 12-31, .387 2nd Half: 10-30, .333 Game: .361 DEADBALL
3-Pt. FG% 1st Half: 5-12, .417 2nd Half: 3-7, .429 Game: .421 REBOUNDS
F Throw % 1st Half: 10-12, .833 2nd Half: 13-18, .722 Game: .767 5

Nebraska

Player	tot-fg		3-pt			rebounds					a	tblk	smin			
	fg	fga	fg	fga	ft	fta	ofde	tot	pf	tp						
Florence, Larry, f	5	9	0	0	6	10	4	3	7	4	16	0	2	1	1	26
Bradford, Steffon, f	1	4	0	0	0	0	1	5	6	2	2	0	4	0	0	30
Ffriend, Kimani, c	3	5	0	0	2	10	2	2	4	2	8	0	4	5	1	24
Walker, Danny, g	0	6	0	4	2	2	0	2	2	4	2	1	2	0	4	26
Cochran, Cary, g	1	8	1	5	0	0	1	1	4	3	0	4	0	4	3	25
Booker, Kenny	3	6	0	1	3	5	2	2	4	1	9	0	0	1	0	18
Fields, Rodney	0	4	0	1	2	2	0	3	3	4	2	1	5	0	0	26
Wortmann, Craig	0	0	0	0	0	0	0	0	0	1	0	1	0	0	0	2
Truscott, Louis	3	6	0	1	0	3	2	0	2	3	6	0	3	1	1	23
Team							4	4	8							
Totals	16	48	1	12	15	32	15	22	37	25	48	3	24	8	10	200

Total FG% 1st Half: 8-24, .333 2nd Half: 8-24, .333 Game: .333 DEADBALL
3-Pt. FG% 1st Half: 1-5, .200 2nd Half: 0-7, .000 Game: .083 REBOUNDS
F Throw % 1st Half: 9-12, .750 2nd Half: 6-20, .300 Game: .469 8

Officials: Ed Hightower, John Higgins, Frank Spencer. Technical fouls: none
Attendance: 2,100

Score by Periods	1st	2nd	Total
Southern Mississippi	39	36	75
Nebraska	26	22	48

Nebraska 61, Northwestern 52 Nov. 27, 1999 • at St. Charles, Mo. Consolation Round, Hoop and Quill Classic

Nebraska used a strong defensive effort and dominating rebounding advantage to defeat Northwestern in the consolation bracket of the Hoop and Quill Classic. The Huskers held Northwestern to a 19-of-56 performance from the floor (34 percent). The Huskers also held a 51-32 advantage on the glass. Northwestern held a 12-10 lead midway through the first half, but the Huskers went on an 11-0 run in the game's next three minutes to take a 21-12 lead. NU led 31-24 at intermission and extended the lead to 36-26 early in the second half. Northwestern stayed close to Nebraska the rest of the way, but Cookie Belcher hit two key free throws with 1:51 left to give the Huskers a 51-46 lead and Danny Walker hit eight free throws down the stretch to secure the Husker victory. Walker led Nebraska with 19 points, while Kimani Ffriend also reached double figures with 14 points and added four blocked shots. The win against Northwestern was the 1,200th victory in Nebraska school history.

Northwestern

Player	tot-fg		3-pt		rebounds											
	fg	fga	fg	fga	ft	fta	ofde	tot	pf	tp	a	toblk	smin			
Lepore, Steve, f	7	18	5	12	0	0	1	0	1	1	19	1	0	2	0	35
Hardy, Tavares, f	6	11	0	0	0	1	5	5	10	4	12	3	4	2	1	36
Deren, Brody, c	0	1	0	0	1	4	1	0	1	5	1	1	1	1	0	11
Johnson, Ben, g	5	13	3	5	5	6	2	3	5	3	18	3	2	1	0	37
Newman, David, g	0	7	0	6	0	0	0	1	1	2	0	0	1	0	1	28
Blake, Winston	0	3	0	2	0	0	0	0	0	5	0	0	1	0	1	12
Drayton, Collier	0	1	0	0	0	0	0	0	0	2	0	0	0	0	1	15
Jennings, Aaron	1	2	0	0	0	0	0	3	3	2	2	1	2	0	0	26
Team									3	7	10					
Totals	19	56	8	25	6	11	12	19	31	24	52	9	11	6	4	200

Total FG%	1st Half: 10-28, .357	2nd Half: 9-27, .333	Game: .339	DEADBALL
3-Pt. FG%	1st Half: 3-10, .300	2nd Half: 5-14, .357	Game: .320	REBOUNDS
FThrow %	1st Half: 1-5, .200	2nd Half: 5-6, .833	Game: .545	4

Nebraska

Player	tot-fg		3-pt		rebounds											
	fg	fga	fg	fga	ft	fta	ofde	tot	pf	tp	a	toblk	smin			
Florence, Larry, f	3	11	0	4	1	5	2	4	6	0	7	2	3	0	2	30
Bradford, Steffon, f	2	7	0	0	2	3	5	2	7	4	6	0	1	0	1	33
Ffriend, Kimani, c	5	10	0	0	4	8	2	5	7	4	14	0	6	4	1	29
Walker, Danny, g	4	8	2	5	9	12	0	0	0	0	19	2	0	0	0	28
Fields, Rodney, g	0	1	0	0	0	0	0	2	2	0	0	0	1	0	0	20
Booker, Kenny	0	3	0	0	2	2	2	2	4	1	2	1	1	0	0	10
Cochran, Cary	0	3	0	3	0	0	0	2	2	2	0	1	1	0	0	17
Belcher, Cookie	1	3	0	0	2	4	2	1	3	1	4	1	1	1	1	15
Truscott, Louis	4	6	0	2	1	1	2	1	3	4	9	0	3	1	0	18
Team									9	7	16					
Totals	19	52	2	14	21	35	24	26	50	16	61	7	19	6	5	200

Total FG%	1st Half: 11-29, .379	2nd Half: 8-23, .348	Game: .365	DEADBALL
3-Pt. FG%	1st Half: 0-8, .000	2nd Half: 2-6, .333	Game: .143	REBOUNDS
FThrow%	1st Half: 9-13, .629	2nd Half: 12-22, .545	Game: .600	4

Officials: Ed Schumer, Todd Burchyett, Paul Kaster. Technical fouls: none
Attendance: 1,051

Score by Periods	1st	2nd	Total
Northwestern	24	28	52
Nebraska	31	30	61

Rutgers 81, Nebraska 62 Nov. 28, 1999 • at St. Charles, Mo. Fifth-Place Game, Hoop and Quill Classic

Rutgers broke open a tight game with a strong run to end the first half and a big start to the second half in an 81-62 win against Nebraska in the fifth-place game at the Hoop and Quill Classic. Nebraska trailed just 22-21 with 8:13 left in the first half, but the Scarlet Knights finished the opening half with a 17-10 run to take a 39-31 lead into halftime. Rutgers then opened the second half with a 21-7 surge to lead 60-38 with 12 minutes remaining. Nebraska got no closer than 12 points the rest of the way and Rutgers led by as many as 29 points and rolled to the 81-62 victory. Kimani Ffriend led Nebraska with 16 points and seven rebounds, while Rodney Fields added 14 points.

Rutgers

Player	tot-fg		3-pt		rebounds											
	fg	fga	fg	fga	ft	fta	ofde	tot	pf	tp	a	toblk	smin			
Jones, Dahntay, f	6	12	2	4	2	4	2	3	5	3	16	1	3	2	2	33
Kent, Rashod, f	3	7	0	0	4	6	2	4	6	3	10	2	0	0	3	27
Dabney, Eugene, c	1	4	0	0	1	2	1	2	3	1	3	1	0	0	0	12
Billet, Todd, g	5	10	3	7	0	0	0	2	2	0	13	5	2	0	3	32
Greer, Jeff, g	9	15	3	5	2	3	2	3	5	1	23	3	2	0	2	33
Salvi, Joel	1	3	0	0	2	3	0	3	3	3	4	1	0	2	1	19
Fox, Connor	0	1	0	1	0	0	0	0	0	0	0	1	0	0	0	2
Tompson, Mike	1	4	0	1	0	0	1	2	3	2	2	1	1	0	0	12
Brown, Renardo	0	0	0	0	0	0	0	0	0	0	0	0	0	0	0	2
Flores, Luis	2	2	0	0	1	2	0	1	1	0	5	0	3	0	0	8
Tenys, Alvydas	1	2	0	0	1	2	3	4	7	2	3	0	3	2	1	17
Wright, Kareem	1	2	0	0	0	0	0	0	0	3	2	0	1	0	0	3
Team									3	3						
Totals	30	62	8	18	13	22	14	24	38	18	81	15	15	6	12	200

Total FG%	1st Half: 14-30, .467	2nd Half: 16-32, .500	Game: .484	DEADBALL
3-Pt. FG%	1st Half: 4-10, .400	2nd Half: 4-8, .500	Game: .444	REBOUNDS
FThrow %	1st Half: 5-8, .625	2nd Half: 8-14, .571	Game: .591	5

Nebraska

Player	tot-fg		3-pt		rebounds											
	fg	fga	fg	fga	ft	fta	ofde	tot	pf	tp	a	toblk	smin			
Florence, Larry, f	3	9	0	1	0	0	3	4	7	5	6	1	5	0	0	28
Bradford, Steffon, f	3	8	0	0	0	1	1	0	1	3	6	0	2	0	0	28
Ffriend, Kimani, c	7	11	0	0	2	8	3	4	7	2	16	0	1	3	0	33
Walker, Danny, g	2	7	1	5	0	0	0	1	1	3	5	4	1	0	0	27
Fields, Rodney, g	6	11	1	2	1	2	1	1	2	1	14	1	1	0	3	27
Booker, Kenny	0	1	0	0	0	0	0	3	3	2	0	0	2	0	0	12
Cochran, Cary	3	7	1	4	0	0	0	4	4	2	7	1	1	0	3	18
Belcher, Cookie	1	1	0	0	0	0	0	0	0	1	2	1	2	0	1	8
Truscott, Louis	2	8	0	2	2	2	5	3	8	0	6	1	1	0	0	19
Team									2	2	4					
Totals	27	63	3	14	5	13	15	22	37	19	62	9	17	3	7	200

Total FG%	1st Half: 14-31, .452	2nd Half: 13-32, .406	Game: .429	DEADBALL
3-Pt. FG%	1st Half: 1-5, .200	2nd Half: 2-9, .222	Game: .214	REBOUNDS
FThrow %	1st Half: 2-2, 1.000	2nd Half: 3-11, .273	Game: .385	5

Officials: Ron Zetcher, Joe Ponsetto, Ed Schumer. Technical fouls: none
Attendance: 500

Score by Periods	1st	2nd	Total
Rutgers	39	42	81
Nebraska	31	31	62

Western Carolina 74, Nebraska 72 Dec. 3, 1999 • at Bob Devaney Sports Center First Round, Ameritas Classic

Western Carolina scored the game's final six points to pull off a 74-72 upset of Nebraska in the first round of the Ameritas Classic, ending NU's 22-game winning streak in the event. The Huskers trailed the majority of the contest, falling behind 47-38 at the half and trailing by as many as 11 points early in the second half. However, Larry Florence returned after spraining his left ankle early in the second half and fueled a Husker rally. After the senior's return, Nebraska went on a 12-2 run to take a 72-68 lead with 2:33 left. However, WCU scored the game's final six points to take the two-point advantage and when Danny Walker missed a desperation three-pointer at the buzzer, the Catamounts' victory was secured. The loss spoiled a career night for Florence, who scored a personal-best 27 points, including 19 before halftime. Nebraska out rebounded Western Carolina, 47-28, and held the Catamounts to 42 percent shooting, but the Huskers could not overcome 27 turnovers. The loss marked Nebraska's second setback in the 13-year history of the Ameritas Classic.

Western Carolina

Player	tot-fg		3-pt		rebounds											
	fg	fga	fg	fga	ft	fta	ofde	tot	pf	tp	a	toblk	smin			
Hayes, Jarvis, f	9	18	4	8	7	8	0	2	2	2	29	2	4	0	2	30
Whitmore, Dondrell, f	1	4	0	1	6	8	1	1	2	4	8	0	1	0	1	22
Davis, Leon, c	7	11	0	3	0	0	4	2	6	1	14	1	2	0	1	31
Rogers, Casey, g	3	12	1	7	1	2	1	2	3	3	8	5	6	0	4	31
Gandy, Ricky, g	1	3	0	0	0	0	1	3	4	2	2	1	2	0	1	20
Hatcher, Kori	1	1	1	1	0	0	0	0	0	1	3	2	0	0	0	12
Largent, Cory	2	7	2	5	0	0	0	1	1	2	6	4	2	0	2	27
Hayes, Jonas	1	4	0	0	2	4	2	3	5	4	4	0	0	0	2	22

Kearns, Colin	0	0	0	0	0	1	1	2	3	0	1	1	0	0	5	
Team					2		1		3							
Totals	25	60	8	25	16	22	12	16	28	22	74	16	18	0	13	200

Total FG%	1st Half: 16-32, .500	2nd Half: 9-28, .321	Game: .417	DEADBALL
3-Pt. FG%	1st Half: 6-11, .545	2nd Half: 2-14, .143	Game: .320	REBOUNDS
F Throw %	1st Half: 9-10, .900	2nd Half: 7-12, .583	Game: .727	3

Nebraska

Player	tot-fg		3-pt		rebounds					a	tblk	smin				
	fg	fga	fg	fga	ft	fta	ofde	tot	pf				tp			
Florence, Larry, f	10	19	1	4	6	9	6	2	8	3	27	3	8	1	3	30
Truscott, Louis, f	2	6	0	0	0	0	3	3	6	1	4	0	1	1	0	18
Ffriend, Kimani, c	2	4	0	0	5	9	5	5	10	4	9	1	2	1	0	36
Walker, Danny, g	6	14	3	8	1	2	0	5	5	2	16	2	4	0	3	37
Fields, Rodney, g	1	8	0	2	0	0	2	2	4	4	2	5	5	0	0	28
Booker, Kenny	0	2	0	1	0	0	1	2	3	2	0	1	3	0	0	13
Bradford, Steffon	4	4	0	0	5	6	3	4	7	2	13	0	1	0	2	26
Lahners, Nick	0	0	0	0	1	2	0	1	1	1	1	2	3	0	2	12
Team					1		2		3							
Totals	25	57	4	15	18	28	21	26	47	19	72	14	27	3	10	200

Total FG%	1st Half: 12-27, .444	2nd Half: 13-30, .433	Game: .439	DEADBALL
3-Pt. FG%	1st Half: 1-7, .143	2nd Half: 3-8, .375	Game: .267	REBOUNDS
F Throw %	1st Half: 13-20, .650	2nd Half: 5-8, .625	Game: .643	5

Officials: Tom Harrington, Paul Janssen, Paul Kaster. Technical fouls: None
Attendance: 5,826

Score by Periods	1st	2nd	Total
Western Carolina	47	27	74
Nebraska	38	34	72



Cary Cochran scored a season high 17 points in Nebraska's win over Monmouth in the Ameritas Classic last season. He matched that total at Kansas State and at Kansas.

Nebraska 63, Monmouth 47
Dec. 4, 1999 • at Bob Devaney Sports Center
Consolation Game, Ameritas Classic

Nebraska rebounded from its loss to Western Carolina with a 63-47 victory over Monmouth in the consolation game of the Ameritas Classic. Monmouth held a 23-14 advantage midway through the first half, before NU ended the first half with a 12-0 run to take a 26-23 lead into halftime. The Hawks held their last lead at 35-34 with 11:16 to play and were within three points at 42-39 with 7:20 left. However, Nebraska then went on a 14-2 run to extend its lead to 56-41 with 4:00 left and coasted to the win. The Huskers were paced by the inside-outside combination of Steffon Bradford and Cary Cochran. Bradford posted a double-double with 18 points and 11 rebounds, while Cochran added 17 points, including a 4-of-5 effort from three-point range. In all, the Husker bench scored 43 of Nebraska's 63 points in the game. Bradford was the only Husker named to the Ameritas Classic All-Tournament team.

Monmouth

Player	tot-fg		3-pt		rebounds					a	tblk	smin				
	fg	fga	fg	fga	ft	fta	ofde	tot	pf				tp			
Bridemohan, Steve, f	2	8	0	1	0	0	2	3	5	4	4	0	2	1	3	29
Hayes, Quin, f	5	10	5	9	2	2	1	0	1	0	17	3	6	0	0	28
Owens, Kevin, c	4	7	0	0	0	0	5	2	7	5	8	1	2	0	1	20
Johnson, Rahsaan, g	1	8	0	5	0	0	1	4	5	2	2	3	5	0	0	28
Collins, Sean, g	1	2	1	2	0	0	0	1	1	0	3	0	2	0	1	19
Carter, Raheem	2	5	2	4	0	1	0	3	3	1	6	1	2	0	0	18
Milton, Cameron	0	3	0	1	0	0	1	0	1	2	0	3	0	0	3	15
Dooley, Jay	1	2	0	0	1	2	1	1	2	2	3	0	0	0	0	15
Benoit, Tim	0	0	0	0	0	0	0	0	0	1	0	0	0	0	0	2
Crosby, Gerry	0	1	0	0	0	0	0	1	1	0	0	1	1	0	0	12
Anderson, Russell	2	4	0	1	0	0	0	1	1	1	4	1	1	1	1	14
Team					2		1		3							
Totals	18	50	8	23	3	5	13	17	30	18	47	13	21	2	9	200

Total FG%	1st Half: 9-25, .360	2nd Half: 9-25, .360	Game: .360	DEADBALL
3-Pt. FG%	1st Half: 5-14, .357	2nd Half: 3-9, .333	Game: .348	REBOUNDS
F Throw %	1st Half: 0-0	2nd Half: 3-5, .600	Game: .600	0

Nebraska

Player	tot-fg		3-pt		rebounds					a	tblk	smin				
	fg	fga	fg	fga	ft	fta	ofde	tot	pf				tp			
Florence, Larry, f	2	7	0	1	1	2	1	2	3	5	5	1	3	0	1	21
Truscott, Louis, f	2	4	0	1	2	2	1	2	3	1	6	1	3	1	0	26
Ffriend, Kimani, c	1	2	0	0	1	4	3	3	6	4	3	1	4	1	0	23
Walker, Danny, g	2	7	0	3	2	2	0	0	0	1	6	4	1	0	1	31
Fields, Rodney, g	0	1	0	0	0	0	0	0	0	0	0	3	2	0	2	16
Booker, Kenny	3	7	0	1	1	2	1	4	5	1	7	1	2	1	4	23
Cochran, Cary	5	8	4	5	3	5	0	1	1	0	17	0	1	0	0	24
Bradford, Steffon	5	6	0	0	8	10	6	5	11	1	18	1	0	0	4	33
Buckendahl, Ross	0	0	0	0	0	0	0	0	0	0	0	0	0	0	0	1
Lahners, Nick	0	2	0	0	0	0	0	1	1	0	0	0	1	0	0	1
Wortmann, Craig	0	0	0	0	1	2	0	1	1	0	1	0	0	0	0	1
Team					2		2									
Totals	20	44	4	11	19	29	12	21	33	13	63	12	17	3	12	200

Total FG%	1st Half: 10-23, .435	2nd Half: 10-21, .476	Game: .455	DEADBALL
3-Pt. FG%	1st Half: 3-7, .429	2nd Half: 1-4, .250	Game: .364	REBOUNDS
F Throw %	1st Half: 3-7, .429	2nd Half: 16-22, .727	Game: .655	5

Officials: Ron Zetcher, Rob Wolf, Paul Kaster
Technical fouls: Monmouth-Carter, Raheem. Nebraska Cornhuskers-None.
Attendance: 5,362

Score by Periods	1st	2nd	Total
Monmouth	23	24	47
Nebraska	26	37	63

Creighton 89, Nebraska 72
Dec. 9, 1999 • at Omaha, Neb.

Nebraska played a strong first half against Creighton, but the Bluejays pulled away in the second half to post an 89-72 victory before a sellout crowd at Omaha's Civic Auditorium. The Huskers played an inspired first half, behind the play of senior guard Cookie Belcher, who sparked a 20-6 run to give the Huskers a 38-31 lead with 2:53 left in the first half. However, Creighton scored the final nine points of the first half and led 40-38 at intermission. The teams traded the lead early in the second half, but the 'Jays used a 17-6 run to take a 61-52 lead with 12:58 remaining. After Nebraska sliced the Creighton lead to 61-58, the Bluejays responded by scoring the next five points. NU got no closer than six points the rest of the way and Creighton finished the game on a 12-3 run to post the 17-point victory. Belcher scored a team-high 16 points and added four assists in the contest. Danny Walker added 12 points on four three-pointers, while Steffon Bradford had 10 points. Kimani Ffriend had six blocked shots for Nebraska, the first time in three years a Husker had blocked six shots. Nebraska posted one of its top shooting nights of the season, hitting 55 percent from the floor, but Creighton hit 48 percent and knocked down 28-of-31 free throws. Creighton's victory was its second straight against the Huskers in Omaha.

Nebraska

Player	tot-fg		3-pt		rebounds					a	toblk	smin				
	fg	fga	fg	fga	ft	fta	ofde	tot	pf				tp			
Florence, Larry, f	4	11	0	0	0	0	3	1	4	1	8	4	5	0	1	22
Bradford, Steffon, f	4	6	0	0	2	2	2	4	6	4	10	1	4	0	0	35
Ffriend, Kimani, c	2	3	0	0	2	5	1	2	3	2	6	0	4	6	0	26
Walker, Danny, g	4	8	4	7	0	0	1	5	6	3	12	3	1	0	0	32
Belcher, Cookie, g	7	10	0	1	2	2	0	3	3	3	16	4	6	1	3	30
Booker, Kenny	0	0	0	0	0	0	0	0	0	0	0	0	0	0	0	2
Cochran, Cary	2	6	1	5	0	0	0	0	4	5	1	0	0	0	4	20
Fields, Rodney	4	5	0	0	0	1	0	1	1	1	8	1	3	0	0	15
Truscott, Louis	2	4	0	0	3	4	2	2	4	3	7	0	1	1	0	18
Team							2	2								
Totals	29	53	5	13	9	14	11	18	29	21	72	14	24	8	8	200

Total FG% 1st Half: 16-26, .615 2nd Half: 13-27, .481 Game: .547 DEADBALL
 3-Pt. FG% 1st Half: 2-4, .500 2nd Half: 3-9, .333 Game: .385 REBOUNDS
 FThrow % 1st Half: 4-5, .800 2nd Half: 5-9, .556 Game: .643 3

Creighton

Player	tot-fg		3-pt		rebounds					a	toblk	smin				
	fg	fga	fg	fga	ft	fta	ofde	tot	pf				tp			
West, Matt, f	1	4	0	3	6	6	1	1	2	0	8	1	1	0	0	24
Johnson, Donnie, f	3	7	0	0	4	4	1	1	2	2	10	1	0	1	2	16
Karlikanovas, Nerijus, c	4	9	1	3	6	6	0	2	2	3	15	1	2	0	2	28
Walker, Ben, g	4	11	2	5	4	5	2	0	2	5	14	1	2	0	1	29
Sears, Ryan, g	3	6	2	4	2	2	0	1	1	0	10	7	2	0	4	39
Huss, Alan	0	2	0	1	2	4	1	2	3	3	2	0	0	0	1	12
Kolder, Dan	0	1	0	0	0	0	0	0	0	0	0	0	0	0	0	1
Taylor, Terrell	8	10	3	3	2	2	2	4	6	0	21	0	1	1	4	22
Korver, Kyle	0	0	0	0	0	0	1	1	2	1	0	1	3	0	0	5
Klein, John	0	0	0	0	0	0	0	0	0	0	0	0	0	0	0	1
Pyfrom, Livan	0	0	0	0	0	0	0	0	0	0	0	0	0	1	0	2
Haynes, Justin	3	4	1	1	2	2	1	3	4	2	9	2	2	0	1	21
Team							2	2								
Totals	26	54	9	20	28	31	11	15	26	16	89	14	13	3	15	200

Officials: David Hall, Eddie Jackson, Kelly Self. Technical fouls: none
 Attendance: 9,377

Score by Periods

	1st	2nd	Total
Nebraska	38	34	72
Creighton	40	49	89

Nebraska 69, Pittsburgh 57
Dec. 11, 1999 • at Bob Devaney Sports Center

Nebraska dominated the beginning and end of the game in a 69-57 victory over Pittsburgh at the Bob Devaney Sports Center. The Huskers opened the contest with a 12-3 run, stretched their lead to as many as 10 points in the first half and held a 30-23 advantage at intermission. Pittsburgh played strong early in the second half and took its first lead of the game at 44-42 with 10:28 to play. However, Larry Florence and Cookie Belcher sparked a 15-4 NU run in the next seven minutes to lead 57-48 with 3:38 left. Pittsburgh got no closer than seven points the rest of the way as the Huskers went on to the 12-point win. Florence scored 12 of his game-high 18 points in the second half, while Danny Walker added 14 points, including four three-pointers. Steffon Bradford had 12 points and nine rebounds. Belcher had a career-high 10 assists and pulled down a career-best 11 rebounds in just 17 minutes of action. The game was Belcher's last of the season, before sitting out with a wrist injury and receiving a medical redshirt. Louis Truscott also grabbed a career-best 11 rebounds for the Huskers, who held a 46-32 advantage on the glass.

Pittsburgh

Player	tot-fg		3-pt		rebounds					a	toblk	smin				
	fg	fga	fg	fga	ft	fta	ofde	tot	pf				tp			
Abel, Griffin, f	0	2	0	1	0	0	1	1	0	0	1	0	0	0	7	
Greer, Ricardo, f	5	12	0	2	0	2	6	5	11	2	10	3	4	0	1	37
Seabrooks, Chris, c	2	5	0	0	1	2	3	0	3	4	5	0	3	2	1	25
Lockhart, Jarrett, g	7	15	3	8	0	0	1	2	3	2	17	2	3	0	5	37
Knight, Brandin, g	1	8	0	2	1	4	0	3	3	4	3	2	1	0	7	34
Holmes, Jeremy	2	9	1	5	1	2	2	1	3	3	6	5	1	0	1	34
Worrell, Derrick	5	8	0	0	0	1	0	2	2	1	10	0	0	1	0	15
Finneman, John	2	6	2	5	0	0	0	2	2	1	6	0	0	0	0	11
Team							1	3	4							
Totals	24	65	6	23	3	11	13	19	32	17	57	13	12	3	15	200

Total FG% 1st Half: 10-30, .333 2nd Half: 14-35, .400 Game: .369 DEADBALL
 3-Pt. FG% 1st Half: 1-9, .111 2nd Half: 5-14, .357 Game: .261 REBOUNDS
 FThrow % 1st Half: 2-4, .500 2nd Half: 1-7, .143 Game: .273 3

Nebraska

Player	tot-fg		3-pt		rebounds					a	toblk	smin				
	fg	fga	fg	fga	ft	fta	ofde	tot	pf				tp			
Florence, Larry, f	8	14	0	0	2	2	1	1	2	0	18	0	3	0	1	30
Bradford, Steffon, f	5	7	1	1	1	1	4	5	9	1	12	1	5	0	1	32
Ffriend, Kimani, c	3	5	0	0	1	2	1	7	8	5	7	0	3	3	0	31
Walker, Danny, g	4	8	4	7	2	3	0	1	1	2	14	2	1	0	0	28
Belcher, Cookie, g	1	2	0	0	0	1	1	8	9	2	2	10	2	2	2	30
Booker, Kenny	0	1	0	0	0	0	1	0	1	0	0	2	2	1	0	4
Cochran, Cary	1	6	1	4	3	4	0	1	1	1	6	3	2	0	3	18
Fields, Rodney	1	2	1	1	0	0	0	1	1	0	3	0	3	0	0	10
Truscott, Louis	3	8	0	1	1	4	5	6	11	2	7	0	1	0	0	17
Team							3	3								
Totals	26	53	7	14	10	17	13	33	46	13	69	18	22	6	7	200

Total FG% 1st Half: 12-29, .414 2nd Half: 14-24, .583 Game: .491 DEADBALL
 3-Pt. FG% 1st Half: 5-10, .500 2nd Half: 2-4, .500 Game: .500 REBOUNDS
 FThrow % 1st Half: 1-2, .500 2nd Half: .9-15, .600 Game: .588 2

Officials: Jim Burr, Donnee Gray, Jody Silvester. Technical fouls: None
 Attendance: 5,584

Score by Periods	1st	2nd	Total
Pittsburgh	23	34	57
Nebraska	30	39	69

Arizona 80, Nebraska 59
Dec. 18, 1999 • at Las Vegas, Nev.
Las Vegas Showdown

Arizona used a 15-2 run to open the second half to blow open the game in Las Vegas and the fourth-ranked Wildcats went on to defeat Nebraska, 80-59. The Huskers fell behind by as many as 14 points in the first half, but battled back and trailed 42-33 at the half. However, any Nebraska upset hopes were dashed at the beginning of the second half. The Wildcats scored the first nine points and 15 of the first 17 after the break to lead 57-35 with 13:14 to play. Arizona stretched its lead to 64-39 with 10 minutes remaining. Nebraska fought back once more, scoring 11 straight points to cut the lead to 64-50 with 7:25 left, but the Huskers got no closer the rest of the way as Arizona posted the 21-point victory. Larry Florence led Nebraska with 16 points, while Danny Walker and Kimani Ffriend each added 11 points. Michael Wright led Arizona with 22 points, while Loren

Woods added 19 points, seven rebounds and seven blocked shots. Arizona limited Nebraska to just 36 percent shooting in the contest, while the Wildcats became the first team of the season to hit 50 percent against the Huskers, hitting 31-of-61 attempts.

Nebraska

Player	tot-fg		3-pt			rebounds						a	toblk	smin		
	fg	fga	fg	fga	fta	ofde	tot	pf	tp							
Florence, Larry, f	5	17	1	2	5	6	3	1	4	2	16	0	5	0	1	30
Bradford, Steffon, f	3	7	0	1	3	6	2	4	6	4	9	0	5	0	4	29
Ffriend, Kimani, c	5	11	0	0	1	1	3	3	6	4	11	2	2	2	1	36
Walker, Danny, g	4	11	2	4	1	2	0	0	0	3	11	3	2	0	2	29
Fields, Rodney, g	1	6	1	3	0	0	3	3	1	3	1	0	0	0	0	26
Booker, Kenny	1	2	1	1	0	0	1	0	1	3	3	1	3	1	0	17
Cochran, Cary	2	4	2	3	0	0	2	2	2	6	2	2	0	1	1	16
Buckendahl, Ross	0	0	0	0	0	0	1	1	2	0	2	0	0	0	0	14
Lahnert, Nick	0	1	0	0	0	0	0	0	0	0	0	0	1	0	0	3
Team							6	3	9				1			
Totals	21	59	7	14	10	15	15	17	32	21	59	11	21	3	9	200

Total FG% 1st Half: 12-25, .480 2nd Half: 9-34, .265 Game: .356 DEADBALL
 3-Pt. FG% 1st Half: 4-7, .571 2nd Half: 3-7, .429 Game: .500 REBOUNDS
 F Throw % 1st Half: 5-7, .714 2nd Half: 5-8, .625 Game: .667 3

Arizona

Player	tot-fg		3-pt			rebounds						a	toblk	smin		
	fg	fga	fg	fga	fta	ofde	tot	pf	tp							
Wright, Michael, f	9	12	0	0	4	7	2	3	5	1	22	0	3	0	0	33
Jefferson, Richard, f	4	7	2	3	2	2	1	4	5	5	12	6	2	1	0	25
Woods, Loren, c	8	10	0	0	3	3	4	3	7	1	19	3	4	7	1	34
Arenas, Gilbert, g	6	15	1	5	2	2	1	6	7	1	15	0	2	0	3	33
Gardner, Jason, g	2	6	2	5	1	2	0	2	2	1	7	3	4	0	1	33
Walton, Luke	0	2	0	0	0	0	1	3	4	3	0	2	0	0	1	14
Pastner, Josh	1	2	0	0	0	0	0	0	0	0	2	0	0	0	0	1
Ash, Josh	1	1	1	1	0	1	0	2	2	0	3	0	0	0	1	5
Wessell, Justin	0	0	0	0	0	0	1	0	1	2	0	0	1	0	1	8
Anderson, Rick	0	6	0	3	0	0	2	0	2	3	0	3	1	0	0	14
Team							4	2	6							
Totals	31	61	6	17	12	17	16	25	41	17	80	17	17	8	8	200

Total FG% 1st Half: 15-32, .469 2nd Half: 16-29, .552 Game: .508 DEADBALL
 3-Pt. FG% 1st Half: 3-10, .300 2nd Half: 3-7, .429 Game: .353 REBOUNDS
 F Throw % 1st Half: 9-12, .750 2nd Half: 3-5, .600 Game: .706 2

Officials: Charles Range, Bob Sitov, Bill Kennedy. Technical fouls: None
 Attendance: 8,000

Score by Periods	1st	2nd	Total
Nebraska	33	26	59
Arizona	42	38	80

San Francisco 64, Nebraska 60

Dec. 20, 1999 • at Bob Devaney Sports Center

Nebraska was held scoreless for the first 7:03 of the second half and could not recover as San Francisco defeated the Huskers 64-60. Nebraska held a 31-30 advantage at halftime, but missed its first 10 shots of the second half and committed six turnovers in the span as the Dons took a 40-31 lead. San Francisco extended its lead to as many as 10 points at 58-48 with 2:52 remaining, but NU made one last rally. The Huskers got three-pointers by Cary Cochran and Larry Florence in a 10-2 run that closed the lead to 60-58 with 1:18 remaining. However, Nebraska got no closer and San Francisco made four straight free throws in the final minute to secure the win. NU shot poorly in the contest, hitting just 35 percent for the game, including a 9-of-30 performance after halftime. The Huskers were strong defensively, holding the Dons to just 38 percent from the floor. However, USF dominated the rebounding column, holding a 46-34 advantage on the glass, including 16 offensive rebounds. Danny Walker scored a team-high 15 points, while Steffon Bradford added a double-double with 12 points and 10 rebounds.

San Francisco

Player	tot-fg		3-pt			rebounds						a	toblk	smin		
	fg	fga	fg	fga	fta	ofde	tot	pf	tp							
Thomas, Ali, f	5	14	2	11	5	6	2	1	3	2	17	2	2	0	0	31
Hinder, Russell, f	5	8	0	0	4	6	5	7	12	1	14	0	1	0	2	22
Jones, Kenyon, c	3	10	0	0	0	0	4	4	8	4	6	0	1	1	2	22
Russell, LyRyan, g	0	3	0	0	0	0	0	4	4	4	0	4	3	0	1	26
Lee, James, g	2	6	1	2	2	2	0	6	6	0	7	1	0	2	3	30
Tucker, Darrell	3	8	0	1	4	6	3	3	6	3	10	0	5	0	1	24

Stallworth, Shammell	4	6	2	3	0	0	1	1	2	2	10	1	1	0	0	17
Barideaux, Chris	0	0	0	0	0	0	0	2	2	0	0	2	4	0	1	14
Cox, John	0	3	0	1	0	0	0	0	0	1	0	0	1	0	0	2
Brewer, Hondre	0	0	0	0	0	0	0	1	1	1	0	0	1	1	1	7
Brown, Eugene	0	0	0	0	0	0	0	0	0	0	0	1	0	0	0	5
Team									1	1	2					
Totals	22	58	5	18	15	20	16	30	46	18	64	11	19	4	11	200

Total FG% 1st Half: 10-30, .333 2nd Half: 12-28, .429 Game: .379 DEADBALL
 3-Pt. FG% 1st Half: 3-10, .300 2nd Half: 2-8, .250 Game: .278 REBOUNDS
 F Throw % 1st Half: 7-8, .875 2nd Half: 8-12, .667 Game: .750 2

Nebraska

Player	tot-fg		3-pt			rebounds						a	toblk	smin		
	fg	fga	fg	fga	fta	ofde	tot	pf	tp							
Florence, Larry, f	1	8	1	1	4	4	2	3	5	4	7	2	4	2	2	24
Bradford, Steffon, f	5	15	0	0	2	2	5	5	10	3	12	1	3	0	0	35
Ffriend, Kimani, c	4	5	0	0	2	5	0	3	3	2	10	0	2	5	1	23
Walker, Danny, g	5	12	3	6	2	2	0	1	1	0	15	4	4	0	3	29
Fields, Rodney, g	3	6	0	0	1	2	0	1	1	2	7	4	0	0	2	26
Booker, Kenny	0	3	0	1	0	0	1	4	5	2	0	0	0	0	1	23
Cochran, Cary	3	10	3	9	0	0	0	4	4	2	9	3	4	0	2	26
Buckendahl, Ross	0	1	0	0	0	0	0	1	1	0	0	0	0	0	0	14
Team									3	1	4					
Totals	21	60	7	17	11	15	11	23	34	15	60	14	17	7	11	200

Total FG% 1st Half: 12-30, .400 2nd Half: 9-30, .300 Game: .350 DEADBALL
 3-Pt. FG% 1st Half: 3-7, .429 2nd Half: 4-10, .400 Game: .412 REBOUNDS
 F Throw % 1st Half: 4-7, .571 2nd Half: 7-8, .875 Game: .733 2

Officials: Dave Libbey, Frank Bosone, Bob Sitov. Technical fouls: None
 Attendance: 5,319

Score by Periods	1st	2nd	Total
San Francisco	30	34	64
Nebraska	31	29	60

Nebraska 80, Oral Roberts 65

Dec. 22, 1999 • at Bob Devaney Sports Center

Nebraska snapped a two-game losing streak with an 80-65 victory over Oral Roberts at the Devaney Sports Center. Nebraska fell behind by as many as six points in the first half behind a strong three-point attack by the Golden Eagles. However, the Huskers rallied late in the first half, using a 9-1 run to lead 36-33 at intermission. NU took control of the game early in the second half. Leading 45-42 with 17 minutes to play, Nebraska used a 13-2 run to take a 14-point advantage at 58-44. Senior forward Larry Florence scored six of his 19 points in the Husker run. ORU made two minor runs at the Huskers, closing to within seven points on two occasions, but Nebraska pulled away for the 15-point victory. Steffon Bradford posted his fourth double-double of the season with a game-high 21 points and 12 rebounds. Kimani Ffriend also had a double-double with 13 points and 21 rebounds, a Devaney Sports Center and Big 12 record total. Bradford and Ffriend contributed to a 60-34 NU rebounding advantage, its largest rebounding margin in eight seasons. Nebraska limited Oral Roberts to just 31 percent shooting, an NU opponent season-low, while hitting 48 percent of its own attempts.

Oral Roberts

Player	tot-fg		3-pt			rebounds						a	toblk	smin		
	fg	fga	fg	fga	fta	ofde	tot	pf	tp							
Taylor, Derrick, f	3	8	0	0	2	5	3	4	7	4	8	1	2	0	1	35
Irving, Leon, f	3	7	0	0	3	4	1	5	6	5	9	1	1	2	2	27
Tate, Reggie, c	2	14	1	6	4	4	2	1	3	4	9	2	1	0	0	27
Perry, Eric, g	4	13	3	10	0	1	1	4	5	3	11	5	1	1	1	34
Binam, Nathan, g	6	19	5	15	0	0	0	1	1	4	17	1	1	0	1	32
Atkinson, Josh	1	5	1	3	4	4	0	2	2	2	7	2	0	1	0	19
Warrior, Marquis	0	0	0	0	0	0	0	1	1	0	0	0	0	0	0	8
Sanders, Da'Monn	2	2	0	0	0	0	1	1	2	1	4	0	2	0	0	12
Brown, Kyan	0	0	0	0	0	0	0	2	2	1	0	0	0	0	0	6
Team									3	2	5					
Totals	21	68	10	34	13	18	11	23	34	24	65	12	9	4	5	200

Total FG% 1st Half: 9-27, .333 2nd Half: 12-41, .293 Game: .309 DEADBALL
 3-Pt. FG% 1st Half: 7-19, .368 2nd Half: 3-15, .200 Game: .294 REBOUNDS
 F Throw % 1st Half: 8-10, .800 2nd Half: 5-8, .625 Game: .722 3

Nebraska

Player	tot-fg		3-pt			rebounds							smin		
	fg	fga	fg	fga	ft	fta	ofde	tot	pf	tp	a	toblk			
Florence, Larry, f	9	14	0	1	1	7	5	1	6	3	19	1	3	1	25
Bradford, Steffon, f	9	14	0	0	3	6	4	8	12	3	21	0	3	1	33
Ffriend, Kimani, c	4	11	0	0	5	9	6	15	21	3	13	1	1	3	33
Walker, Danny, g	1	6	0	3	3	4	0	4	4	1	5	8	2	0	33
Fields, Rodney, g	5	6	0	0	1	1	0	2	2	2	11	4	3	1	28
Booker, Kenny	2	5	0	1	0	0	3	1	4	4	4	1	4	0	13
Cochran, Cary	1	9	1	7	2	2	0	2	2	2	5	1	1	0	19
Buckendahl, Ross	1	2	0	1	0	0	1	2	3	2	2	3	0	0	14
Lahners, Nick	0	0	0	0	0	0	0	0	0	0	0	0	0	0	1
Wortmann, Craig	0	0	0	0	0	2	0	0	0	0	0	0	0	0	1
Team							3	3	6						
Totals	32	67	1	13	15	31	22	38	60	20	80	19	17	6	1200

Total FG% 1st Half: 16-34, .471 2nd Half: 16-33, .485 Game: .478 DEADBALL
 3-Pt. FG% 1st Half: 0-8, .000 2nd Half: 1-5, .200 Game: .077 REBOUNDS
 F Throw % 1st Half: 4-7, .571 2nd Half: 11-24, .458 Game: .484 6

Officials: Mike Sanzere, Dennis Bracco, David Maracich. Technical fouls: None
 Attendance: 5, 520

Score by Periods	1st	2nd	Total
Oral Roberts	33	32	65
Nebraska	36	44	80

Nebraska 90, Minnesota 78
Dec. 31, 1999 • at Bob Devaney Sports Center

Nebraska put together a solid 40 minutes of basketball to defeat Minnesota, 90-78, on New Year's Eve at the Devaney Center. The game was tight for the first 30 minutes as the lead changed hands 10 times and there were eight ties. However, Nebraska broke the game open late in the contest, using an 18-4 run to turn a 66-63 deficit with 12 minutes to play into an 83-72 lead with 5:11 left. Minnesota cut Nebraska's lead to six points with less than two minutes to play, but NU converted six of eight free throws down the stretch to seal the victory. Nebraska got a balanced scoring attack as five players reached double figures in the game. Danny Walker led the way with a season-high 21 points, while Kimani Ffriend and Louis Truscott added 20 and 15 points, respectively. The Huskers shot 53 percent for the game and connected on 77 percent from the foul line. Nebraska also forced 22 Minnesota turnovers and held the Gophers to just 41 percent from the floor in the second half. Nebraska also held a 39-9 edge in bench scoring in the victory.

Minnesota

Player	tot-fg		3-pt			rebounds							smin		
	fg	fga	fg	fga	ft	fta	ofde	tot	pf	tp	a	toblk			
Bickerstaff, John-B., f	5	8	0	0	1	4	0	0	0	4	11	1	3	0	31
Rychart, Dusty, f	5	10	0	1	0	0	5	6	11	4	10	3	1	0	1
Przybilla, Joel, c	5	7	0	0	2	2	4	4	8	4	12	5	4	1	27
Burleson, Kevin, g	8	16	5	11	2	2	1	1	2	4	23	4	3	0	29
Simmons, Terrance, g	5	13	0	6	3	4	0	2	2	3	13	5	6	0	32
Sinville, Nick	1	2	0	0	0	0	2	2	2	2	0	1	0	0	14
Ohnstad, Mitch	0	3	0	2	0	0	0	2	2	1	0	4	2	0	19
Wildenborg, Ryan	1	1	0	0	0	0	1	0	1	2	2	0	1	0	3
Schilling, Shane	1	4	1	3	0	0	0	0	0	0	3	0	0	0	9
Bauer, Mike	1	2	0	0	0	0	0	2	2	3	2	1	1	1	9
Team							1	3	4						
Totals	32	66	6	23	8	12	12	22	34	27	78	23	22	2	6200

Total FG% 1st Half: 17-29, .586 2nd Half: 15-37, .405 Game: .485 DEADBALL
 3-Pt. FG% 1st Half: 5-10, .500 2nd Half: 1-13, .077 Game: .261 REBOUNDS
 F Throw % 1st Half: 6-8, .750 2nd Half: 2-4, .500 Game: .667 3

Nebraska

Player	tot-fg		3-pt			rebounds							smin		
	fg	fga	fg	fga	ft	fta	ofde	tot	pf	tp	a	toblk			
Florence, Larry, f	6	12	1	1	2	2	1	6	7	2	15	3	2	0	34
Buckendahl, Ross, f	0	0	0	0	0	0	0	1	1	2	0	1	0	0	8
Bradford, Steffon, c	6	13	0	0	0	0	2	2	4	1	12	0	3	0	33
Walker, Danny, g	7	14	2	6	5	5	1	2	3	2	21	6	4	0	32
Fields, Rodney, g	0	1	0	0	3	4	0	1	1	0	3	2	2	1	22
Cochran, Cary	1	4	1	4	1	2	1	3	4	0	4	7	1	0	35
Ffriend, Kimani	4	6	0	0	12	17	3	4	7	3	20	0	4	3	27
Truscott, Louis	7	8	1	1	0	0	1	2	3	2	15	1	2	0	19
Team							2	2							
Totals	31	58	5	12	23	30	9	23	32	12	90	20	18	4	1200

Total FG% 1st Half: 15-29, .517 2nd Half: 16-29, .552 Game: .534 DEADBALL
 3-Pt. FG% 1st Half: 3-8, .375 2nd Half: 2-4, .500 Game: .417 REBOUNDS
 F Throw % 1st Half: 12-15, .800 2nd Half: 11-15, .733 Game: .767 3

Officials: Tom O'Neill, Ted Hillary, Ed Hightower. Technical fouls: None
 Attendance: 6, 449

Score by Periods	1st	2nd	Total
Minnesota	45	33	78
Nebraska	45	45	90

Nebraska 92, Pacific 68
Jan. 4, 2000 • at Bob Devaney Sports Center

Nebraska topped the 90-point mark for the second straight game with a 92-68 rout of Pacific at the Devaney Center. With the score tied at 20-all, NU used a 17-3 run, holding Pacific without a field goal for six minutes in building a 37-23 lead. The Huskers blistered the nets in the first half, hitting on nearly 68 percent from the floor, including a 7-of-8 effort from three-point range. NU built a 50-30 lead late in the first half and held an 18-point halftime lead. Pacific used a 12-2 run to open the second half to pull within eight at 52-44, but the Tigers got no closer. Nebraska responded with a 15-3 run as Steffon Bradford, who had a game-high 19 points, scored five straight points to push NU's lead to 67-47. The Huskers led by as much as 32 points and cruised to the win. Nebraska's 10-of-15 shooting from three-point range tied a school record for percentage. The Husker victory improved NU to 7-6 and marked the 19th straight season NU finished non-league play with a winning record. Nebraska set season highs for points (92), margin of victory (24), field goals (36), field goal percentage (.610), three-point goals (10) and three-point percentage (.667). Larry Florence scored 12 points in the game to become the 22nd player in school history to pass 1,000 career points.

Pacific

Player	tot-fg		3-pt			rebounds							smin		
	fg	fga	fg	fga	ft	fta	ofde	tot	pf	tp	a	toblk			
Marvel, Barry, f	0	4	0	1	0	0	2	2	4	2	0	0	3	0	16
Hahn, Mike, f	2	4	0	0	0	0	1	0	1	4	4	1	1	0	23
Preston, Mike, c	8	14	0	0	1	5	6	3	9	3	17	0	2	0	32
Cockle, Tom, g	2	10	1	7	0	0	2	2	4	3	5	4	1	1	26
McKnight, Clay, g	5	14	4	12	0	0	1	3	4	0	14	2	2	0	32
Harris, Ray	2	3	2	3	3	4	0	0	0	0	9	1	0	0	25
Walton, Bill	1	2	0	0	0	0	0	0	0	0	2	0	0	0	4
Pride, Jeff	1	1	1	1	0	0	0	0	0	0	3	1	0	0	2
Kiedrowski, Eli	0	1	0	1	0	0	0	0	0	0	0	1	0	0	2
Heizer, Peter	1	6	1	5	3	5	0	1	1	1	6	6	1	0	25
Mills, Ross	2	5	0	1	0	1	1	2	3	2	4	0	0	1	10
Masters, Dan	2	2	0	0	0	2	2	2	0	4	0	1	0	0	13
Team							3	1	4						
Totals	26	66	9	31	7	17	18	14	32	15	68	15	12	2	9200

Total FG% 1st Half: 12-30, .400 2nd Half: 14-36, .389 Game: .394 DEADBALL
 3-Pt. FG% 1st Half: 5-14, .357 2nd Half: 4-17, .235 Game: .290 REBOUNDS
 F Throw % 1st Half: 3-10, .300 2nd Half: 4-7, .571 Game: .412 4

Nebraska

Player	tot-fg		3-pt			rebounds							smin		
	fg	fga	fg	fga	ft	fta	ofde	tot	pf	tp	a	toblk			
Florence, Larry, f	5	9	2	2	0	0	1	6	7	3	12	8	0	0	28
Bradford, Steffon, f	8	11	0	0	3	3	3	6	9	1	19	2	1	0	27
Ffriend, Kimani, c	3	7	0	0	3	6	3	2	5	0	9	1	0	4	28
Walker, Danny, g	4	5	3	4	0	0	0	3	3	11	5	5	0	0	29
Fields, Rodney, g	5	8	0	1	0	2	2	2	4	1	10	5	1	0	35
Booker, Kenny	2	2	0	0	3	4	2	1	3	1	7	0	2	0	10
Cochran, Cary	4	6	3	5	0	0	0	3	3	4	11	1	1	0	19
Buckendahl, Ross	1	1	1	1	0	0	0	2	2	1	3	0	0	0	7
Lahners, Nick	0	1	0	1	0	0	0	0	0	0	1	1	0	0	3
Wortmann, Craig	0	1	0	0	0	0	0	0	0	2	0	0	1	0	3
Truscott, Louis	4	8	1	1	1	2	1	3	4	1	10	0	1	0	18
Thomas, Ryan	0	0	0	0	0	0	0	0	0	0	0	0	0	0	3
Totals	36	59	10	15	10	17	12	28	40	17	92	23	13	4	8200

Total FG% 1st Half: 21-31, .677 2nd Half: 15-28, .536 Game: .610 DEADBALL
 3-Pt. FG% 1st Half: 7-8, .875 2nd Half: 3-7, .429 Game: .667 REBOUNDS
 F Throw % 1st Half: 1-4, .250 2nd Half: 9-13, .692 Game: .588 4

Officials: Bobby Hunt, Milt Stowe, Dick Cartmell. Technical fouls: None
 Attendance: 5,191

Score by Periods	1st	2nd	Total
Pacific	32	36	68
Nebraska	50	42	92

Kansas State 97, Nebraska 79 Jan. 8, 2000 • at Manhattan, Kan.

Kansas State led from start to finish in a 97-79 win in Manhattan in the Big 12 opener for both teams. K-State got off to a sizzling start from three-point range, knocking down seven long-range shots in the first 10 minutes. The Wildcats opened a 12-point lead a little more than 10 minutes into the game and led by double digits the rest of the contest. KSU stretched its lead to as many as 28 points in the first half and led 52-27 at the break. KSU's 97 points were an opponent-season high while the Cats 15 three-pointers were just two off the school record for an NU opponent. Steffon Bradford led Nebraska with 19 points, while Cary Cochran added 17 points on a 5-of-7 performance from three-point range.

Nebraska

Player	tot-fg		3-pt		rebounds			a	toblk	smin						
	fg	fga	fg	fga	ft	fta	ofde				tot	pf	tp			
Florence, Larry, f	4	12	0	0	0	0	2	2	4	5	8	2	4	0	3	28
Bradford, Steffon, f	6	12	0	0	7	9	6	2	8	2	19	0	0	0	2	33
Ffriend, Kimani, c	2	4	0	0	9	12	1	5	6	3	13	0	5	1	1	30
Walker, Danny, g	2	7	0	4	6	7	0	0	0	0	10	3	2	0	1	29
Fields, Rodney, g	0	1	0	1	0	1	1	0	1	5	0	1	2	0	2	24
Booker, Kenny	0	2	0	1	0	0	0	0	0	0	0	0	0	0	1	4
Cochran, Cary	5	7	5	7	2	2	0	2	2	3	17	0	0	0	3	25
Buckendahl, Ross	0	0	0	0	0	0	0	0	1	0	0	0	0	0	0	3
Truscott, Louis	4	11	0	2	4	8	4	5	9	1	12	1	2	1	1	24
Team							1	1	2							
Totals	23	56	5	15	28	39	15	17	32	20	79	7	15	2	14	200

Total FG% 1st Half: 6-27, .222 2nd Half: 17-29, .586 Game: .411 DEADBALL
3-Pt. FG% 1st Half: 0-6, .000 2nd Half: 5-9, .556 Game: .333 REBOUNDS
F Throw % 1st Half: 15-22, .682 2nd Half: 13-17, .765 Game: .718 5

Kansas State

Player	tot-fg		3-pt		rebounds			a	toblk	smin						
	fg	fga	fg	fga	ft	fta	ofde				tot	pf	tp			
Kitt, Tony, f	4	10	0	0	3	4	0	6	6	1	11	3	4	4	1	31
Reynolds, Travis, f	0	3	0	0	1	2	3	6	9	1	1	1	3	0	1	31
Howell, Kelvin, c	4	4	0	0	2	2	5	3	8	4	10	2	2	1	1	19
Morrison, Galen, g	10	13	7	9	0	0	1	2	3	1	27	4	2	0	1	27
Groves, Cortez, g	9	20	5	11	1	1	0	2	2	3	24	4	2	0	3	29
Kimm, Josh	3	4	3	4	0	0	0	1	1	2	9	2	2	0	1	16
Buchanan, Quentin	1	4	0	1	0	0	3	2	5	3	2	1	2	2	0	23



Steffon Bradford scored 19 points and grabbed eight rebounds in NU's loss at Kansas State last season.

Sulic, Ivan	0	0	0	0	0	0	0	0	1	1	2	0	0	0	0	6
Dix, Kenyatta	4	4	0	0	3	4	1	0	1	1	11	1	2	0	0	8
Leonard, Joe	1	2	0	0	0	0	1	1	2	5	2	0	1	2	0	8
Wallace, Donnie	0	1	0	0	0	0	0	0	0	0	0	0	0	0	0	2
Team							1	1								
Totals	36	65	15	25	10	13	15	24	39	23	97	18	20	9	8	200

Total FG% 1st Half: 19-35, .543 2nd Half: 17-30, .567 Game: .554 DEADBALL
3-Pt. FG% 1st Half: 9-15, .600 2nd Half: 6-10, .600 Game: .600 REBOUNDS
F Throw % 1st Half: 5-7, .714 2nd Half: 5-6, .833 Game: .769 0

Officials: David Hall, Randy Heimerman, Bobby Olah. Technical fouls: None
Attendance: 7,371

Score by Periods	1st	2nd	Total
Nebraska	27	52	79
Kansas State	52	45	97

Iowa State 66, Nebraska 65 Jan. 12, 2000 • at Bob Devaney Sports Center

Nebraska narrowly missed an opportunity to upset Iowa State, falling 66-65 to the Cyclones at the Bob Devaney Sports Center. The game was tight for most of the first half, and a Louis Truscott jumper with 3:27 to play before half tied the game at 24-all. However, ISU went on an 11-0 run to take a 35-24 lead and held an eight-point halftime edge. Nebraska came out of the locker room strong, quickly cutting ISU's lead to two points at 37-35. The Huskers tied the game at 44 with 11:41 to play. From that point, neither team led by more than three points until two Marcus Fizer free throws with 2:46 to play gave the Cyclones a 63-59 advantage. Poor ISU free throw shooting gave Nebraska several opportunities to get back into the game. A Larry Florence steal and two subsequent free throws by Kimani Ffriend cut the deficit to 66-65 with 10 seconds left. ISU guard Michael Nurse then missed two free throws, giving the Huskers a final shot at the win. However, two Florence attempts were off the mark and the Cyclones escaped with the one-point victory. Fizer led Iowa State with 26 points, while Florence led Nebraska with 17 points. The loss marked just the second time in three seasons the Huskers lost when leading with 5:00 left, as NU held a 57-56 edge at the five-minute mark.

Iowa State

Player	tot-fg		3-pt		rebounds			a	toblk	smin						
	fg	fga	fg	fga	ft	fta	ofde				tot	pf	tp			
Fizer, Marcus, f	11	18	0	1	4	8	5	6	11	4	26	2	1	2	0	34
Johnson, Stevie, f	3	5	0	0	0	0	1	2	3	4	6	0	0	0	0	29
Nurse, Michael, c	2	8	1	4	0	2	0	3	3	2	5	4	6	0	1	38
Horton, Kantrail, g	2	3	1	2	3	6	1	0	1	3	8	1	0	0	0	37
Tinsley, Jamaal, g	4	15	0	1	3	4	0	5	5	4	11	6	2	1	5	35
Hawkins, Brandon	0	1	0	1	0	0	0	0	0	0	0	0	1	0	0	10
Shirley, Paul	4	8	0	0	2	3	3	3	6	1	10	0	1	0	1	17
Team							4	2	6							
Totals	26	58	2	9	12	23	14	21	35	18	66	13	11	3	7	200

Total FG% 1st Half: 15-30, .500 2nd Half: 11-28, .393 Game: .448 DEADBALL
3-Pt. FG% 1st Half: 2-5, .400 2nd Half: 0-4, .000 Game: .222 REBOUNDS
F Throw % 1st Half: 3-6, .500 2nd Half: 9-17, .529 Game: .522 6

Nebraska

Player	tot-fg		3-pt		rebounds			a	toblk	smin						
	fg	fga	fg	fga	ft	fta	ofde				tot	pf	tp			
Florence, Larry, f	6	18	0	1	5	6	2	3	5	4	17	3	3	2	1	33
Bradford, Steffon, f	5	8	0	0	4	4	4	4	8	4	14	0	1	0	0	29
Ffriend, Kimani, c	3	8	0	0	2	2	4	5	9	0	8	1	2	1	0	32
Walker, Danny, g	1	9	1	4	5	7	1	2	3	2	8	3	3	0	4	34
Fields, Rodney, g	3	5	0	1	0	0	0	2	2	6	2	1	0	0	22	
Cochran, Cary	2	6	2	6	0	0	0	0	5	6	3	2	0	1	25	
Buckendahl, Ross	0	0	0	0	0	0	1	1	2	0	0	0	0	0	4	
Truscott, Louis	3	5	0	1	0	0	1	6	7	2	6	1	1	3	0	21
Team							2	2								
Totals	23	59	3	13	16	19	15	23	38	19	65	13	13	6	6	200

Total FG% 1st Half: 12-30, .400 2nd Half: 11-29, .379 Game: .390 DEADBALL
3-Pt. FG% 1st Half: 1-5, .200 2nd Half: 2-8, .250 Game: .231 REBOUNDS
F Throw % 1st Half: 2-2, 1.000 2nd Half: 14-17, .824 Game: .842 3

Officials: Bill Kennedy, Bobby Hunt, John Higgins. Technical fouls: None
Attendance: 8,717

Score by Periods	1st	2nd	Total
Iowa State	35	31	66
Nebraska	27	38	65

Kansas 97, Nebraska 82
Jan. 15, 2000 • at Lawrence, Kan.

Nebraska played Kansas almost even for nearly the entire first half, but a big run by the Jayhawks at the end of the first half doomed the Huskers as KU went on to a 97-82 victory over Nebraska in Lawrence. NU took the lead on four different occasions early in the first half and used a 6-0 run to slice the KU lead to just 32-30 with 4:02 left in the first half. However, Kansas went on a 17-2 run in the first half's final 3:07 to take a 49-32 lead into the locker room. KU stretched the lead to 21 points early in the second half and the Huskers got no closer than 15 points the rest of the way. The 15-point loss overshadowed several outstanding individual efforts on the Husker side. Kimani Ffriend scored a career-high 23 points, grabbed 14 rebounds and blocked six shots. Steffon Bradford also had a double-double with 12 points and 17 rebounds, the most boards against Kansas in five seasons. Eleven of Bradford's rebounds came on the offensive end. The 31 combined rebounds by Ffriend and Bradford were the most ever by a pair of opposing players against a Roy Williams-coached KU team. Cary Cochran added 17 points for Nebraska while hitting 5-of-12 three-point attempts, tying the school record for three-pointers attempted in a game. Kansas held Nebraska to just 41 percent from the floor, while forcing 23 NU turnovers.

Nebraska

Player	tot-fg		3-pt		rebounds			a	tblk	smin						
	fg	fga	fg	fga	ft	fta	ofde									
Florence, Larry, f	2	12	1	2	4	4	0	1	1	2	9	4	5	0	0	28
Bradford, Steffon, f	5	10	0	0	2	4	11	6	17	4	12	3	3	0	0	26
Ffriend, Kimani, c	6	7	0	0	11	19	6	8	14	1	23	1	5	6	0	31
Walker, Danny, g	3	9	3	8	1	2	0	0	0	3	10	3	5	0	0	31
Cochran, Cary, g	5	12	5	12	2	2	0	3	3	2	17	2	3	0	1	25
Booker, Kenny	2	5	0	1	0	2	1	6	7	4	4	0	1	1	0	24
Buckendahl, Ross	0	1	0	1	0	0	1	1	2	3	0	0	1	0	0	8
Davison, Matt	1	2	0	0	0	0	2	2	1	2	3	0	0	0	1	16
Truscott, Louis	2	5	0	3	1	2	0	3	3	4	5	0	0	1	1	11
Team							2	1	3							
Totals	26	63	9	27	21	35	21	31	52	24	82	16	23	8	3	200
Total FG%	1st Half: 12-26, .462		2nd Half: 14-37, .378		Game: .413		DEADBALL									
3-Pt. FG%	1st Half: 3-10, .300		2nd Half: 6-17, .353		Game: .333		REBOUNDS									
F Throw %	1st Half: 5-12, .417		2nd Half: 16-23, .696		Game: .600		7									

Kansas

Player	tot-fg		3-pt		rebounds			a	tblk	smin						
	fg	fga	fg	fga	ft	fta	ofde									
Collison, Nick, f	6	7	0	0	1	1	2	0	2	5	13	2	1	3	1	16
Bradford, Nick, f	3	10	0	1	5	6	2	2	4	1	11	10	1	0	3	24
Chenowith, Eric, c	3	4	0	0	3	3	3	7	10	5	9	2	1	0	0	20
Boschee, Jeff, g	3	8	2	5	0	0	2	2	2	8	2	0	0	3	26	
Gregory, Kenny, g	6	14	0	1	2	5	3	2	5	1	14	1	0	0	1	24
Gooden, Drew	5	7	0	0	4	10	3	1	4	3	14	0	1	2	2	18
Earl, Lester	0	0	0	0	0	0	1	2	3	2	0	1	0	1	1	7
Nooner, Terry	0	2	0	2	0	0	0	0	0	0	0	0	0	0	1	3
Hinrich, Kirk	1	5	1	5	2	2	2	3	5	0	5	1	0	0	2	15
Crider, John	0	3	0	3	0	0	0	0	0	0	0	0	0	0	0	2
Carey, Jeff	0	1	0	0	0	0	1	0	1	1	0	0	0	1	0	9
London, Marlon	0	2	0	0	1	2	2	2	4	2	1	3	2	0	0	13
Johnson, Ashante	3	4	0	0	1	4	0	1	1	1	7	0	0	1	0	10
Axtell, Luke	5	11	3	6	2	2	0	1	1	1	15	1	3	0	1	13
Team							2	2								
Totals	35	78	6	23	21	35	21	23	44	24	97	23	10	8	15	200
Total FG%	1st Half: 19-34, .559		2nd Half: 16-44, .364		Game: .449		DEADBALL									
3-Pt. FG%	1st Half: 5-11, .455		2nd Half: 1-12, .083		Game: .261		REBOUNDS									
F Throw %	1st Half: 6-14, .429		2nd Half: 15-21, .714		Game: .600		5									

Officials: Tom O'Neill, Richie Ballesteros, Danny Hooker. Technical fouls: None
Attendance: 16,300

Score by Periods	1st	2nd	Total
Nebraska	32	50	82
Kansas	49	48	97

Nebraska 70, Texas Tech 67
Jan. 19, 2000 • at Bob Devaney Sports Center

Husker reserve forward Louis Truscott led a dominant three-man inside attack leading Nebraska to a 70-67 victory over Texas Tech at the Bob Devaney Sports Center. Truscott scored a career-high 18 points, matched his career-best with 11 rebounds and also set personal bests with four assists and three blocked shots. Truscott was one of three Huskers to record a double-double in the contest. Forward Steffon Bradford scored 15 points and added 16 rebounds, while center Kimani Ffriend scored 13 points and grabbed 12 rebounds. The last time Nebraska had three players record double-doubles in the same game was in a January, 1992 game against Oklahoma in Lincoln, when Derrick Chandler, Carl Hayes and Dapreis Owens turned the trick. The Huskers needed all the heroics of their three big men to hold off a second half Texas Tech rally. NU led by as many as 12 points in the first half and held a 36-27 halftime edge. However, the Red Raiders opened the second half with a 10-3 run to slice the Husker lead to two points at 39-37. Tech took its first lead of the second half with 11 minutes left and held a two-point advantage at 57-55 with 9:12 remaining. However, the Huskers took a 60-59 lead with 7:24 remaining and did not trail the rest of the game. Leading 68-65 late in the contest, Truscott blocked a James Ware three-pointer to keep the Huskers in control and Tech's Rayford Young missed a three-pointer at the buzzer. Nebraska's inside threesome keyed a 56-32 rebounding advantage, while the Husker defense limited Texas Tech to just 38 percent shooting from the field.

Texas Tech

Player	tot-fg		3-pt		rebounds			a	tblk	smin						
	fg	fga	fg	fga	ft	fta	ofde									
Layne, Mario, f	7	16	0	1	4	9	1	4	5	4	18	3	2	1	0	34
Kennard, Brodney, f	4	9	0	0	0	0	3	4	7	3	8	0	1	4	0	29
Ellis, Andy, c	5	14	0	1	0	0	1	3	4	3	10	1	2	1	0	30
Young, Rayford, g	3	12	1	5	3	4	1	4	5	1	10	7	1	0	5	35
Ware, James, g	4	10	4	8	0	0	2	2	4	12	2	1	0	0	0	34
Malone, Jr., Moses	0	0	0	0	2	4	1	2	3	0	2	0	1	0	0	10
Phillips, Johnny	0	0	0	0	0	0	0	1	1	2	0	0	0	0	0	3
Mitchell, Jayson	3	8	1	4	0	0	2	2	4	4	7	2	1	1	2	25
Team							1									
Totals	26	69	6	19	9	17	10	22	32	21	67	15	9	7	7	200

Total FG% 1st Half: 9-32, .281 2nd Half: 17-37, .459 Game: .377 DEADBALL
3-Pt. FG% 1st Half: 3-9, .333 2nd Half: 3-10, .300 Game: .316 REBOUNDS
F Throw % 1st Half: 6-10, .600 2nd Half: 3-7, .429 Game: .529 5

Nebraska

Player	tot-fg		3-pt		rebounds			a	tblk	smin						
	fg	fga	fg	fga	ft	fta	ofde									
Florence, Larry, f	2	16	0	1	2	2	0	3	3	5	6	3	4	0	0	26
Bradford, Steffon, f	6	9	0	0	3	6	8	8	16	1	15	0	2	0	1	32
Ffriend, Kimani, c	4	8	0	0	5	11	4	8	12	0	13	1	4	2	1	28
Walker, Danny, g	0	4	0	3	4	6	1	3	4	4	4	6	0	0	0	31
Fields, Rodney, g	1	4	0	1	0	0	0	1	1	0	2	0	0	0	0	17
Booker, Kenny	3	3	0	0	0	0	0	0	0	2	6	0	3	0	0	10
Cochran, Cary	2	2	2	2	0	0	1	4	5	1	6	1	2	0	0	29
Davison, Matt	0	1	0	0	0	0	0	0	0	1	0	1	0	1	0	2
Truscott, Louis	7	15	0	1	4	5	3	8	11	1	18	4	2	3	1	25
Team																
Totals	25	62	2	8	18	30	20	36	56	15	70	16	18	5	3	200

Total FG% 1st Half: 14-31, .452 2nd Half: 11-31, .355 Game: .403 DEADBALL
3-Pt. FG% 1st Half: 2-7, .286 2nd Half: 0-1, .000 Game: .250 REBOUNDS
F Throw % 1st Half: 6-12, .500 2nd Half: 12-18, .667 Game: .600 7

Officials: Dave Bair, Scott Thornley, Verne Harris. Technical fouls: None
Attendance: 7,624

Score by Periods	1st	2nd	Total
Texas Tech	27	40	67
Nebraska	36	34	70

Nebraska 69, Baylor 55 Jan. 22, 2000 • at Bob Devaney Sports Center

Kimani Ffriend's dominating inside performance and a strong team defensive and rebounding performance paced Nebraska to a 69-55 victory over Baylor at the Devaney Center. Ffriend recorded his third straight double-double with 21 points and 19 rebounds, including 15 points and 11 boards before halftime. Ffriend's 21 points were just two off his career high of 23 at Kansas and the 19 boards were two shy of his own Big 12 Conference record. Ffriend's 19 boards keyed a 50-27 rebounding advantage for Nebraska, which outrebounded Baylor and Tech in consecutive games by a total of 106-59. Nebraska never trailed in the contest and held a 34-27 halftime edge. After Baylor closed to 43-38 with 13:52 left, NU responded with a 9-2 run to lead 52-40 with 9:45 remaining. Baylor used a 7-0 run of its own to cut the lead to 52-47 with 8:30 remaining, but the Huskers responded with an 11-2 surge to take a 63-49 lead and secure the victory. In addition to Ffriend's 21 points, Steffon Bradford scored 14 points, while Cary Cochran added eight points, a career-high eight assists and tied his personal best with five rebounds. Nebraska held Baylor to just 36 percent shooting in the game, including just 31 percent after the half. Nebraska won for the fourth straight meeting with Baylor and held the Bears to 55 points or less for the fourth straight game.

Baylor

Player	tot-fg		3-pt			rebounds										
	fg	fga	fg	fga	ft	fta	of	de	tot	pf	tp	a	to	blk	smin	
Kendrick, Jamie, f	6	18	4	11	0	0	2	5	7	4	16	1	3	1	31	
Black, Terry, f	2	7	1	3	0	2	1	0	1	2	5	2	3	1	34	
Echols, Ben, c	4	6	0	0	0	0	2	3	5	3	8	0	1	2	22	
Stukes, Tevis, g	6	15	6	14	0	0	0	4	4	0	18	2	2	0	138	
Minor, DeMarcus, g	3	5	1	2	1	1	0	3	3	3	8	7	4	0	239	
Allen, Austin	0	1	0	1	0	0	0	0	0	1	0	1	0	0	4	
Greenleaf, Wendell	0	2	0	2	0	0	1	0	1	1	0	2	0	0	19	
Naihe, Charlie	0	3	0	1	0	0	0	1	1	2	0	0	0	0	5	
Flippen, John	0	1	0	0	0	0	2	1	3	3	0	0	0	0	16	
Othoro, Steve	0	0	0	0	0	0	0	0	0	1	0	0	0	0	2	
Team								1		1		2				
Totals	21	58	12	34	1	3	9	18	27	20	55	15	14	4	11	200

Total FG% 1st Half: 10-23, .435 2nd Half: 11-35, .314 Game: .362 DEADBALL
3-Pt. FG% 1st Half: 7-16, .438 2nd Half: 5-18, .278 Game: .353 REBOUNDS
F Throw % 1st Half: 0-2, .000 2nd Half: 1-1, 1.000 Game: .333 1

Nebraska

Player	tot-fg		3-pt			rebounds										
	fg	fga	fg	fga	ft	fta	of	de	tot	pf	tp	a	to	blk	smin	
Florence, Larry, f	3	10	0	0	0	0	4	5	9	1	6	3	7	1	3	28
Bradford, Steffon, f	6	10	0	0	2	3	2	3	5	2	14	1	0	0	2	25
Ffriend, Kimani, c	8	12	0	0	5	10	8	11	19	1	21	0	5	3	0	35
Walker, Danny, g	3	10	2	5	0	0	0	3	3	0	8	5	2	0	1	33
Fields, Rodney, g	2	6	0	1	0	0	1	0	1	1	4	1	2	0	0	16
Booker, Kenny	0	0	0	0	0	0	0	0	0	0	0	0	0	0	0	2
Cochran, Cary	2	4	2	3	2	2	1	4	5	2	8	8	0	0	0	27
Buckendahl, Ross	0	1	0	1	0	0	0	1	1	1	0	0	1	0	0	4
Davison, Matt	0	0	0	0	0	0	0	0	0	0	0	0	0	0	1	5
Truscott, Louis	4	9	0	0	0	1	5	2	7	1	8	1	2	0	0	25
Totals	28	62	4	10	9	16	21	29	50	9	69	19	19	4	7	200

Total FG% 1st Half: 13-34, .382 2nd Half: 15-28, .536 Game: .452 DEADBALL
3-Pt. FG% 1st Half: 1-5, .200 2nd Half: 3-5, .600 Game: .400 REBOUNDS
F Throw % 1st Half: 7-12, .583 2nd Half: 2-4, .500 Game: .562 2

Officials: Mike Sanzere, Andrew Walton, Kelly Self. Technical fouls: None
Attendance: 8,644

Score by Periods	1st	2nd	Total
Baylor	27	28	55
Nebraska	34	35	69

Texas 82, Nebraska 55 Jan. 25, 2000 • at Austin, Texas

Texas used its pressure defense to force 28 Nebraska turnovers in Austin and the 17th-ranked Longhorns converted on the Husker miscues in an 82-55 victory. Nebraska got off to a strong start in the contest, opening a 12-5 lead just four minutes into the game and the contest was tied at 18-all with 11:14 left before halftime. However, Texas dominated the remainder of the first half, using a 27-5 run to take a 45-23 lead into intermission. The second half was more of the same, as Texas built its biggest lead of 38 points at 71-33 to play. On the night, Nebraska committed a season-high 28 turnovers, two off the Husker school record. The Texas defensive end choked the Husk-

ers' perimeter game, as an NU guard did not score a point until 8:01 remained in the game. Steffon Bradford led Nebraska with 13 points, while Kimani Ffriend added 12 points, his fourth straight game in double figures, and blocked five shots in the contest. The Huskers outrebounded the opposition for the fifth straight game, holding a 42-36 advantage on the glass. Nebraska remained winless in six all-time games in Austin.

Nebraska

Player	tot-fg		3-pt			rebounds										
	fg	fga	fg	fga	ft	fta	of	de	tot	pf	tp	a	to	blk	smin	
Florence, Larry, f	5	9	0	0	0	0	3	3	6	1	10	1	5	1	2	27
Bradford, Steffon, f	5	12	0	0	3	6	1	2	3	3	13	0	3	0	0	30
Ffriend, Kimani, c	5	6	0	0	2	4	2	6	8	4	12	1	4	5	0	27
Walker, Danny, g	2	7	2	4	0	0	0	3	3	2	6	2	3	0	1	26
Fields, Rodney, g	1	4	0	0	0	0	0	3	3	4	2	0	3	0	0	22
Booker, Kenny	2	4	0	0	0	0	2	3	5	3	4	1	2	0	1	12
Cochran, Cary	1	2	0	1	0	0	0	2	2	1	2	2	3	0	2	18
Davison, Matt	0	1	0	1	0	0	0	0	0	1	0	1	3	1	0	14
Truscott, Louis	2	8	0	2	2	3	2	3	5	2	6	0	2	0	0	24
Team									2		5		7			
Totals	23	53	2	8	7	13	12	30	42	21	55	8	28	7	6	200

Total FG% 1st Half: 10-25, .400 2nd Half: 13-28, .464 Game: .434 DEADBALL
3-Pt. FG% 1st Half: 0-1, .000 2nd Half: 2-7, .286 Game: .250 REBOUNDS
F Throw % 1st Half: 3-5, .600 2nd Half: 4-8, .500 Game: .538 3

Texas

Player	tot-fg		3-pt			rebounds										
	fg	fga	fg	fga	ft	fta	of	de	tot	pf	tp	a	to	blk	smin	
Muoneke, Gabe, f	4	11	0	1	4	8	6	8	14	1	12	0	1	1	3	31
Mihm, Chris, c	6	9	0	0	2	4	2	3	5	4	14	0	3	2	0	19
Wagner, Ivan, g	3	5	2	4	1	2	0	0	0	2	9	4	1	0	3	25
Williams, Lawrence, g	5	9	4	5	0	0	1	2	3	1	14	3	2	0	4	27
Clay, William, g	5	10	0	1	0	0	0	3	3	0	10	0	0	0	0	14
Brown, Roosevelt	2	4	0	1	1	1	0	0	0	0	5	0	0	0	1	9
Wyatt, William	1	3	0	1	0	0	0	1	1	3	2	2	0	0	0	15
Harari, Yair	0	0	0	0	0	0	0	0	0	0	0	0	1	0	0	1
Owens, Chris	3	5	0	0	0	3	2	0	2	3	6	0	1	0	1	15
McColpin, Chris	1	4	1	4	0	0	1	1	1	1	3	3	1	0	2	12
Kelly, Darren	2	8	1	3	0	1	2	1	3	0	5	4	2	0	2	25
Ogden, Chris	0	1	0	0	2	4	0	1	1	1	2	1	0	0	0	7
Team									2		1		3			
Totals	32	69	8	20	10	23	15	21	36	16	82	18	11	3	16	200

Total FG% 1st Half: 18-36, .500 2nd Half: 14-33, .424 Game: .464 DEADBALL
3-Pt. FG% 1st Half: 5-9, .556 2nd Half: 3-11, .273 Game: .400 REBOUNDS
F Throw % 1st Half: 4-9, .444 2nd Half: 6-14, .429 Game: .435 5

Officials: Tom O'Neill, Ted Hillary, Ed Hightower. Technical fouls: None
Attendance: 11,242

Score by Periods	1st	2nd	Total
Nebraska	23	32	55
Texas	45	37	82

Nebraska 81, Kansas State 72 Jan. 29, 2000 • at Bob Devaney Sports Center

Nebraska used a strong second half to overcome a sluggish first half against Kansas State, as the Huskers rallied for an 81-72 victory in front of a crowd of 9,083 at the Bob Devaney Sports Center. Kansas State led by as many as eight points in the first half and held a 37-34 halftime advantage before the Huskers rallied. Nebraska took its first lead since 2-0 at 44-43 after a Larry Florence jumper with 15:40 to play. The Huskers then put the game away with a 12-2 run which stretched the Husker lead from 55-53 to 67-55 with 6:37 left. Steffon Bradford scored five points in the run. Kansas State closed the gap to as few as six points down the stretch, but the Huskers held on for the nine-point win. Bradford was one of six Huskers to finish in double figures. Danny Walker paced the Huskers with 16 points, while Kimani Ffriend and Larry Florence added 13 apiece. Bradford and Louis Truscott each scored 12 points, while Cary Cochran added 10. NU connected on 61 percent of its field goals in the second half, while limiting K-State to just 40 percent shooting after the break. The Huskers also took excellent care of the basketball, committing a season-low 10 turnovers. Tony Kitt led Kansas State with 19 points and 11 rebounds, while Cortez Groves and Galen Morrison each scored 17 points. The victory was Danny Nee's 253rd as Husker head coach, tying him with Joe Cipriano for most coaching victories at Nebraska. The Huskers win marked the fifth time in the last six seasons the two schools split their regular-season series.

Kansas State

Player	tot-fg		3-pt			rebounds						a	tblk	smin		
	fg	fga	fg	fga	ft	fta	ofde	tot	pf	tp						
Buchanan, Quentin, f	1	7	0	0	0	0	2	3	5	2	2	2	1	0	0	21
Kitt, Tony, f	9	14	0	0	1	4	4	7	11	5	19	2	4	1	2	30
Howell, Kelvin, c	4	6	0	0	0	2	4	7	11	3	8	0	0	0	0	30
Groves, Cortez, g	6	17	1	7	4	4	1	1	2	2	17	1	5	0	1	27
Dix, Kenyatta, g	1	2	0	1	2	2	1	0	1	1	4	2	0	0	1	13
Kimm, Josh	0	0	0	0	0	0	1	2	3	2	0	2	1	0	0	17
Morrison, Galen	6	10	5	7	0	0	0	1	1	2	17	3	5	0	2	24
Reynolds, Travis	1	3	0	0	0	0	1	2	3	3	2	2	1	0	0	24
Leonard, Joe	0	0	0	0	0	0	0	0	0	2	0	0	1	0	0	7
Wallace, Donnie	1	3	1	2	0	0	0	0	0	3	3	1	0	0	0	7
Team															1	1
Totals	29	62	7	17	7	12	15	23	38	25	72	15	18	1	6	200

Total FG% 1st Half: 15-27, .556 2nd Half: 14-35, .400 Game: .468 DEADBALL
 3-Pt. FG% 1st Half: 5-9, .556 2nd Half: 2-8, .250 Game: .412 REBOUNDS
 FThrow % 1st Half: 2-6, .333 2nd Half: 5-6, .833 Game: .583 2

Nebraska

Player	tot-fg		3-pt			rebounds						a	tblk	smin		
	fg	fga	fg	fga	ft	fta	ofde	tot	pf	tp						
Florence, Larry, f	4	10	0	0	5	6	2	2	4	2	13	5	0	0	4	36
Bradford, Steffon, f	4	7	0	0	4	6	4	6	10	2	12	0	1	0	0	28
Ffriend, Kimani, c	5	8	0	0	3	7	2	4	6	1	13	0	3	2	1	34
Walker, Danny, g	4	8	2	6	6	7	0	1	1	1	16	2	1	0	0	30
Davison, Matt, g	0	1	0	1	2	2	0	1	1	3	2	1	0	0	1	19
Booker, Kenny	0	1	0	0	0	0	0	0	0	0	0	0	2	0	2	4
Cochran, Cary	3	9	3	8	1	2	0	4	4	3	10	2	0	0	0	23
Fields, Rodney	0	3	0	1	3	4	0	1	1	0	3	2	0	0	0	10
Truscott, Louis	4	5	0	1	4	7	2	1	3	1	12	0	3	0	2	16
Team															1	1
Totals	24	52	5	17	28	41	10	21	31	13	81	12	10	2	10	200

Total FG% 1st Half: 10-29, .345 2nd Half: 14-23, .609 Game: .462 DEADBALL
 3-Pt. FG% 1st Half: 4-13, .308 2nd Half: 1-4, .250 Game: .294 REBOUNDS
 FThrow % 1st Half: 10-12, .833 2nd Half: 18-29, .621 Game: .683 8

Officials: Steve Olson, Rick Randall, Bert Smith. Technical fouls: None
 Attendance: 9,083

Score by Periods	1st	2nd	Total
Kansas State	37	35	72
Nebraska	34	47	81

Missouri 84, Nebraska 78 Feb. 5, 2000 • at Bob Devaney Sports Center

Nebraska raced to an early lead, but a second-half offensive explosion by red-hot Missouri lifted the Tigers to an 84-78 win before a crowd of 9,547 at the Bob Devaney Sports Center. The Huskers led by as many as 14 points in the first half and 35-24 at halftime, behind 11 points and 10 rebounds in the first half from forward Steffon Bradford. Nebraska's lead again reached 14 points in the second half at 45-31 with 17:06 left, but from there Mizzou took over. Missouri sliced Nebraska's lead to 47-43 with 13:39 remaining and pulled within a point at 51-50 on a Kareem Rush jumper with 10:00 left. Nebraska stretched the lead back to seven points at 62-55 with just more than seven minutes left, but the Tigers again responded. Missouri used an 8-1 run to tie the game at 63-all on a Keyon Dooling three-pointer with 6:05 left. Nebraska went back ahead 64-63, but the Tigers' Clarence Gilbert answered with another three-pointer that gave MU a 66-64 edge and Missouri did not trail again. Gilbert's three-pointer was the first of three straight from long range that gave the Tigers a 72-66 lead with two minutes remaining. The Tigers scored 60 second-half points, the most by an NU opponent in a half last season. Nebraska was led offensively by center Kimani Ffriend who scored 20 points, all in the second half. Larry Florence added 17 points, while Bradford finished with 11 points and a game-high 13 rebounds for his eighth double-double of the season. Missouri's win snapped a four-game Husker win streak against the Tigers in Lincoln.

Missouri

Player	tot-fg		3-pt			rebounds						a	tblk	smin		
	fg	fga	fg	fga	ft	fta	ofde	tot	pf	tp						
Hafer, Jeff, f	2	2	1	1	2	2	1	2	3	4	7	2	4	2	2	27
Soyoye, Tajudeen, c	1	3	0	0	0	0	1	3	4	4	2	0	3	0	0	15
Gilbert, Clarence, g	3	15	1	9	6	8	0	1	1	1	13	2	0	0	1	31
Dooling, Keyon, g	6	14	3	6	4	8	1	5	6	0	19	7	2	1	2	33
Grawler, Brian, g	4	7	3	6	5	6	2	2	4	1	16	2	2	0	2	28
Kroenke, Josh	0	1	0	1	0	0	0	1	1	1	0	0	0	0	0	4

Rush, Kareem	8	13	3	5	2	2	0	6	6	1	21	0	0	0	0	26	
Parker, Johnnie	1	6	0	1	2	2	3	2	5	5	4	1	1	1	0	17	
Gage, Justin	1	1	0	0	0	1	1	6	7	3	2	0	1	1	0	18	
Schumacher, Pat	0	0	0	0	0	0	0	0	0	0	0	0	0	0	0	1	
Team															3	2	5
Totals	26	62	11	29	21	29	12	30	42	20	84	14	13	5	7	200	

Total FG% 1st Half: 9-30, .300 2nd Half: 17-32, .531 Game: .419 DEADBALL
 3-Pt. FG% 1st Half: 2-10, .200 2nd Half: 9-19, .474 Game: .379 REBOUNDS
 FThrow % 1st Half: 4-7, .571 2nd Half: 17-22, .773 Game: 72.4% 5


Nebraska

Player	tot-fg		3-pt			rebounds						a	tblk	smin		
	fg	fga	fg	fga	ft	fta	ofde	tot	pf	tp						
Florence, Larry, f	6	11	0	1	5	7	1	2	3	1	17	4	1	1	0	36
Bradford, Steffon, f	4	7	0	0	3	4	5	8	13	2	11	1	0	0	0	35
Ffriend, Kimani, c	7	12	0	0	6	9	2	5	7	5	20	1	2	4	0	22
Walker, Danny, g	4	14	2	8	0	0	2	3	5	3	10	7	2	0	2	33
Davison, Matt, g	2	4	2	3	0	0	0	4	4	0	6	2	1	0	0	18
Booker, Kenny	1	1	0	0	0	1	0	1	1	1	2	0	0	0	1	5
Cochran, Cary	3	7	3	7	0	0	0	0	0	4	9	1	3	0	1	16
Fields, Rodney	0	4	0	0	1	2	0	1	1	5	1	1	2	0	1	16
Buckendahl, Ross	0	0	0	0	0	0	0	0	0	0	0	0	0	0	0	1
Truscott, Louis	1	5	0	0	0	0	0	3	3	2	2	1	1	0	0	18
Team															1	1
Totals	28	65	7	19	15	23	11	27	38	23	78	18	12	5	5	200

Total FG% 1st Half: 12-30, .400 2nd Half: 16-35, .457 Game: .431 DEADBALL
 3-Pt. FG% 1st Half: 4-10, .400 2nd Half: 3-9, .333 Game: .368 REBOUNDS
 FThrow % 1st Half: 7-11, .636 2nd Half: 8-12, .667 Game: .652 4

Officials: Tom Harrington, Hal Lusk, J.B. Caldwell. Technical fouls: None
 Attendance: 9,547

Score by Periods	1st	2nd	Total
Missouri	24	60	84
Nebraska	35	43	78



Kimani Ffriend turned five 20-point games last season, including three in the Bob Devaney Sports Center.

Colorado 70, Nebraska 58 Feb. 8, 2000 • at Boulder, Colo.

Nebraska suffered through one of its poorest offensive nights of the season as Colorado defeated the Huskers, 70-58, in Boulder. The Huskers' 58 points were one of their worst outputs of the season, while their 22 first-half points and 33 percent field goal shooting both tied season lows. The Huskers were out of sync from the start. After taking a 3-2 lead at the 16:40 mark of the first half, NU did not score again for 7:28. In that span, Colorado used a 15-0 run to open a 17-3 lead and the Buffs led by at least five points the rest of the night. The Huskers cut the lead to 31-22 by halftime and after Cary Cochran hit a three-pointer at the start of the second half, the Huskers trailed by just six points. However, CU scored the next 11 points to put the game away and cruised to the 12-point victory. In addition to its scoring and shooting woes, NU was also outrebounded for the third straight game, as the Buffs held a 42-38 edge on the glass. CU also forced 23 Nebraska turnovers, the Huskers' ninth game of the season with 20 or more turnovers. Larry Florence led Nebraska in scoring with 17 points, while Kimani Ffriend posted his fifth double-double of the season with 10 points and 10 rebounds. The loss ended Nebraska's five game overall winning streak against Colorado and its two-game win streak at the Coors Events Center.

Nebraska

Player	tot-fg		3-pt		rebounds							a	toblk	smin		
	fg	fga	fg	fga	ft	fta	ofde	tot	pf	tp						
Florence, Larry, f	6	14	0	0	5	8	3	3	6	4	17	3	4	0	1	33
Bradford, Steffon, f	2	10	0	0	5	7	3	4	7	4	9	0	6	0	0	21
Ffriend, Kimani, c	3	7	0	0	4	7	4	6	10	3	10	1	3	2	0	29
Walker, Danny, g	2	6	1	5	0	0	0	1	1	4	5	1	1	0	2	24
Cochran, Cary, g	3	7	3	7	0	0	0	0	0	1	9	2	0	0	2	34
Booker, Kenny	0	4	0	2	0	0	1	2	3	1	0	1	3	0	0	14
Fields, Rodney	1	3	0	1	2	2	3	1	4	3	4	1	1	0	0	11
Davison, Matt	1	3	0	1	0	0	0	1	2	2	0	0	0	1	1	17
Truscott, Louis	1	3	0	0	0	4	0	2	2	4	2	0	5	1	0	17
Team								1	3	4						
Totals	19	57	4	16	16	28	15	23	38	26	58	9	23	4	6	200

Total FG% 1st Half: 8-25, .320 2nd Half: 11-32, .344 Game: .333 DEADBALL
3-Pt. FG% 1st Half: 0-3, .000 2nd Half: 4-13, .308 Game: .250 REBOUNDS
FThrow % 1st Half: 6-12, .500 2nd Half: 10-16, .625 Game: .571 7

Colorado

Player	tot-fg		3-pt		rebounds							a	toblk	smin		
	fg	fga	fg	fga	ft	fta	ofde	tot	pf	tp						
Mosley, Jamahl, f	3	7	0	0	4	8	2	7	9	2	10	1	2	2	1	29
Smith, Will, f	2	4	0	0	1	3	1	1	2	1	5	0	4	0	0	14
Thomas, Aki, c	2	6	0	0	0	0	5	3	8	3	4	0	2	1	0	15
Winston, Jose, g	0	1	0	0	3	4	0	2	2	2	3	2	1	0	1	18
Walls, Jaquay, g	4	9	1	3	5	6	1	2	1	14	6	2	1	1	0	30
Williams, Kyle	0	2	0	0	0	0	0	0	0	0	0	0	2	1	1	13
Sanders, Sam	0	0	0	0	0	0	0	0	0	0	0	0	1	0	0	1
Townsend, Josh	2	6	2	5	0	0	0	1	1	0	6	0	0	0	1	17
Renfroe, Ernest	1	1	0	0	0	0	0	0	0	1	2	0	0	0	0	6
Mohr, Nick	5	12	1	7	4	6	1	5	6	1	15	3	3	1	0	23
Pelle, Stephane	2	6	0	0	5	6	2	5	7	2	9	1	3	1	1	23
Fox, Richard	1	3	0	0	0	0	2	3	5	5	2	0	0	0	1	11
Totals	22	57	4	15	22	33	14	28	42	18	70	13	20	7	7	200

Total FG% 1st Half: 9-29, .310 2nd Half: 13-28, .464 Game: .386 DEADBALL
3-Pt. FG% 1st Half: 2-9, .222 2nd Half: 2-6, .333 Game: .267 REBOUNDS
FThrow % 1st Half: 11-19, .579 2nd Half: 11-14, .786 Game: .667 9

Officials: Scott Thornley, Bob Sitov, Bill Kennedy.

Technical fouls: Nebraska-Davison, Matt. Colorado-None. Attendance: 7,845

Score by Periods	1st	2nd	Total
Nebraska	22	36	58
Colorado	31	39	70

Iowa State 87, Nebraska 65 Feb. 12, 2000 • at Ames, Iowa

Iowa State completed a regular-season sweep of Nebraska with an 87-65 victory in Ames, Iowa. The Cyclones jumped on Nebraska quickly, opening a 20-5 lead less than eight minutes into the contest. However, the Huskers responded, using a 21-5 run of their own to take a 26-25 lead with 5:18 remaining in the half. The remainder of the first half was close, with ISU holding a 38-34 advantage at the break. Nebraska stayed in the game early in the second period, trailing just 45-41 with 17:00 left. However, ISU exploded from there, using a 25-2 run to blow the game open and the 'Clones cruised to the 22-point victory. Nebraska limited the Cyclones to 38 percent shooting in the first half, however ISU hit 50 percent after the break and forced 12 NU second-half turnovers. The 'Clones also pounded the backboards, outrebounding Nebraska 40-34 on the night. Larry Florence led Nebraska with 16 points, while Danny Walker added 11 and Steffon Bradford had 10. Marcus Fizer scored 23 points and had nine rebounds, while Michael Nurse added 19 points for the Cyclones. Iowa State's sweep of Nebraska marked the eighth time in the past 11 seasons one of the teams has swept the season series. ISU's 22-point victory was the largest margin of victory in the series since ISU defeated NU, 96-69, in Ames in 1993.

Nebraska

Player	tot-fg		3-pt		rebounds							a	toblk	smin		
	fg	fga	fg	fga	ft	fta	ofde	tot	pf	tp						
Florence, Larry, f	8	15	0	1	0	0	4	4	8	3	16	3	6	1	2	30
Truscott, Louis, f	2	8	1	4	0	0	1	5	6	3	5	0	1	2	1	27
Ffriend, Kimani, c	3	6	0	0	1	2	2	4	6	4	7	0	2	1	1	27
Walker, Danny, g	4	10	3	5	0	0	0	1	1	2	11	3	2	0	0	28
Cochran, Cary, g	1	7	0	5	0	0	0	3	3	3	2	1	4	1	2	25
Fields, Rodney	3	5	1	2	2	2	1	3	4	2	9	1	3	1	0	23
Bradford, Steffon	2	4	0	0	6	6	1	3	4	3	10	1	3	1	1	26
Davison, Matt	2	4	1	3	0	0	0	0	0	2	5	1	1	0	0	14
Team								2	2							
Totals	25	59	6	20	9	10	9	25	34	22	65	10	22	7	7	200

Total FG% 1st Half: 13-28, .464 2nd Half: 12-31, .387 Game: .424 DEADBALL
3-Pt. FG% 1st Half: 3-7, .429 2nd Half: 3-13, .231 Game: .300 REBOUNDS
FThrow % 1st Half: 5-6, .833 2nd Half: 4-4, 1.000 Game: .900 1

Iowa State

Player	tot-fg		3-pt		rebounds							a	toblk	smin		
	fg	fga	fg	fga	ft	fta	ofde	tot	pf	tp						
Johnson, Stevie, f	3	4	0	0	1	2	1	3	4	0	7	0	0	0	3	22
Fizer, Marcus, c	9	10	1	1	4	5	4	5	9	3	23	0	1	0	0	27
Horton, Kantrail, g	2	9	1	4	8	11	0	6	6	1	13	5	5	0	2	37
Tinsley, Jamaal, g	3	11	0	0	3	3	1	2	3	3	9	5	2	1	2	23
Nurse, Michael, g	4	12	4	8	7	8	3	1	4	0	19	2	2	0	3	37
Evans, Richard	0	2	0	0	0	0	0	2	2	0	0	0	0	0	0	9
Hawkins, Brandon	4	7	0	0	2	2	3	4	7	1	10	1	1	0	2	22
Varley, Clint	0	0	0	0	0	0	0	0	0	1	0	0	0	0	0	3
Davis, Brad	0	1	0	1	0	0	0	1	1	0	0	0	0	0	0	1
Shirley, Paul	3	8	0	0	0	0	3	1	4	2	6	0	1	0	1	1
Totals	28	64	6	14	25	31	15	25	40	11	87	13	12	1	13	200

Total FG% 1st Half: 13-34, .382 2nd Half: 15-30, .500 Game: .438 DEADBALL
3-Pt. FG% 1st Half: 2-7, .286 2nd Half: 4-7, .571 Game: .429 REBOUNDS
FThrow % 1st Half: 10-11, .909 2nd Half: 15-20, .750 Game: .806 2
Officials: Frank Bosone, Ron Zetcher, Jerry White. Technical fouls: None
Attendance: 14,017

Score by Periods	1st	2nd	Total
Nebraska	34	31	65
Iowa State	38	49	87

Oklahoma 62, Nebraska 54 Feb. 14, 2000 • at Bob Devaney Sports Center

Nebraska rallied from a 15-point first-half deficit, but 20th-ranked Oklahoma made key plays down the stretch to pull out a 62-54 victory over the Huskers at the Bob Devaney Sports Center. The Sooners quickly jumped to a 28-13 lead and held a 32-17 advantage late in the first half, before the Huskers rallied with a 13-0 run to cut the advantage to 32-30 early in the second half. Oklahoma kept a slight lead for the rest of the second half, but after opening a 53-44 lead with five minutes left, the Huskers rallied. Larry Florence capped a 9-1 Nebraska run with a jumper with 1:18 left, cutting the Sooner lead to 54-53. However, OU's J.R. Raymond followed with the biggest basket of the game, a

three-pointer with 48 seconds remaining, giving the Sooners a 57-53 edge. OU then converted 5-of-6 free throws down the stretch to hold on for the win. Florence led Nebraska in scoring for the third-straight game with 17 points, however, he was the only Husker to reach double figures. The loss spoiled a strong Husker defensive effort. NU held Oklahoma to 34 percent shooting and limited Sooner All-America candidate Eduardo Najera to 10 points on a season-low 3-of-14 shooting performance. The loss was Nebraska's fourth straight setback.

Oklahoma

Player	tot-fg		3-pt		rebounds					a	tblk	smin				
	fg	fga	fg	fga	ft	fta	ofde	tot	pf				tp			
Johnson, Nolan, f	5	7	0	0	4	5	1	2	3	5	14	0	2	0	0	27
Najera, Eduardo, f	3	14	0	0	4	8	2	11	13	2	10	1	1	1	1	36
Stone, Renzi, c	2	4	0	0	0	0	3	2	5	3	4	4	1	2	0	28
Price, Hollis, g	1	3	0	1	2	2	0	3	3	2	4	5	1	0	1	27
Raymond, J.R., g	5	16	3	10	1	1	3	3	6	1	14	0	4	0	2	39
Heskett, Tim	3	7	3	7	1	2	0	1	1	0	10	1	1	0	2	17
Newton, Kelley	0	5	0	5	2	2	0	0	0	1	2	1	0	0	0	11
Avila, Victor	1	4	0	0	0	0	2	1	3	4	2	0	0	0	0	11
Heywood, Jameel	1	1	0	0	0	0	1	0	1	0	2	0	3	0	0	4
Team							5	2	7							
Totals	21	61	6	23	14	20	17	25	42	18	62	12	13	3	6	200

Total FG% 1st Half: 13-31, .419 2nd Half: 8-30, .267 Game: .344 DEADBALL
 3-Pt. FG% 1st Half: 3-9, .333 2nd Half: 3-14, .214 Game: .261 REBOUNDS
 FThrow % 1st Half: 3-3, 1.000 2nd Half: 11-17, .647 Game: .700 2

Nebraska

Player	tot-fg		3-pt		rebounds					a	tblk	smin				
	fg	fga	fg	fga	ft	fta	ofde	tot	pf				tp			
Florence, Larry, f	7	13	0	0	3	4	2	4	6	4	17	2	1	0	0	30
Truscott, Louis, f	2	4	1	2	2	2	1	4	5	3	7	0	3	2	0	23
Ffriend, Kimani, c	2	12	0	0	2	4	5	5	10	3	6	0	3	4	1	29
Walker, Danny, g	3	5	1	2	2	4	0	3	3	2	9	3	1	0	1	31
Cochran, Cary, g	1	4	1	4	0	0	0	3	3	1	3	4	1	0	1	26
Fields, Rodney	2	4	1	2	2	2	0	1	1	1	7	0	1	0	0	24
Bradford, Steffon	2	6	0	0	1	4	0	6	6	1	5	2	3	0	2	30
Davison, Matt	0	1	0	1	0	0	0	0	1	0	0	2	0	0	0	7
Team							1	1	2							
Totals	19	49	4	11	12	20	9	27	36	16	54	11	15	6	5	200

Total FG% 1st Half: 10-24, .417 2nd Half: 9-25, .360 Game: .388 DEADBALL
 3-Pt. FG% 1st Half: 2-3, .667 2nd Half: 2-8, .250 Game: .364 REBOUNDS
 FThrow % 1st Half: 4-4, 1.000 2nd Half: 8-16, .500 Game: .600 4

Officials: Tom O'Neill, Ted Hillary, Steve Welmer. Technical fouls: None
 Attendance: 7,331

Score by Periods	1st	2nd	Total
Oklahoma	32	30	62
Nebraska	26	28	54

Oklahoma State 94, Nebraska 55 Feb. 19, 2000 • at Stillwater, Okla.

Eighth-ranked Oklahoma State dominated from start to finish and rolled to a 94-55 win at Gallagher-Iba Arena, pushing Nebraska's losing streak to five games and handing NU its worst loss in five seasons. The Huskers took their only lead of the game at 2-0, but OSU scored the next 10 points to open an early eight-point lead. Nebraska trailed 26-16 with seven minutes left in the first half, but OSU went on a 15-2 run to extend the lead to 41-19 and never looked back. The Cowboys held a 47-29 advantage at intermission, stretched their lead to 40 points on four occasions in the second half and won by 39 points. Oklahoma State shot an NU opponent season-best 57 percent, including 11-of-21 from three-point range. Meanwhile, Nebraska was held below 50 percent for the 12th straight game, hitting just 35 percent from the floor. The Cowboys forced 20 Nebraska turnovers and also became the sixth straight team to rebound Nebraska, holding a 41-31 edge on the boards. Louis Truscott led Nebraska with 14 points, while Cary Cochran added 12 points on four three pointers. Brian Montonati scored 22 points and added 12 rebounds to lead OSU, while Glendon Alexander added 18 points. The 39-point loss was Nebraska's worst since a 93-53 setback at OSU on Feb. 18, 1995. It also tied for the 10th-worst loss in school history. Larry Florence made his 100th career start at Oklahoma State.

Nebraska

Player	tot-fg		3-pt		rebounds					a	tblk	smin				
	fg	fga	fg	fga	ft	fta	ofde	tot	pf				tp			
Florence, Larry, f	3	15	1	1	0	0	3	3	6	0	7	2	2	1	0	32
Bradford, Steffon, f	2	4	0	0	2	2	2	1	3	3	6	1	4	0	0	20
Ffriend, Kimani, c	1	3	0	0	6	10	4	4	8	2	8	0	6	2	0	30
Walker, Danny, g	2	6	2	6	0	0	1	1	2	2	6	3	2	0	0	32
Cochran, Cary, g	4	7	4	7	0	0	0	1	1	2	12	3	1	0	0	32
Booker, Kenny	0	3	0	1	0	0	1	1	2	1	0	1	1	0	0	9
Fields, Rodney	1	5	0	1	0	1	1	2	0	2	0	1	0	0	11	
Davison, Matt	0	2	0	2	0	0	1	0	1	0	0	1	2	0	1	11
Truscott, Louis	6	10	1	1	1	3	1	2	3	3	14	1	1	1	0	23
Team							3	3								
Totals	19	55	8	19	9	16	14	17	31	13	55	12	20	4	1	200

Total FG% 1st Half: 11-27, .407 2nd Half: 8-28, .286 Game: .345 DEADBALL
 3-Pt. FG% 1st Half: 2-6, .333 2nd Half: 6-13, .462 Game: .421 REBOUNDS
 FThrow % 1st Half: 5-9, .556 2nd Half: 4-7, .571 Game: .562 1,1

Oklahoma State

Player	tot-fg		3-pt		rebounds					a	tblk	smin				
	fg	fga	fg	fga	ft	fta	ofde	tot	pf				tp			
Montonati, Brian, f	9	12	2	2	2	2	2	10	12	3	22	3	1	0	2	29
Mason, Desmond, f	5	9	0	3	0	0	0	6	6	2	10	2	0	1	2	30
Jonzen, Fredrik, c	2	7	0	0	2	3	3	1	4	3	6	1	2	0	0	19
Adkins, Joe, g	4	8	2	5	0	0	1	1	2	1	10	8	0	0	1	23
Gottlieb, Doug, g	2	5	1	1	1	2	1	0	1	0	6	9	4	0	0	29
Alexander, Glendon	6	10	6	10	0	0	1	2	3	0	18	0	0	0	0	21
Sooter, Rodney	0	0	0	0	0	0	0	0	0	0	0	0	0	0	0	2
Williams, Andre	2	4	0	0	2	2	2	2	4	0	6	2	1	3	1	11
Cazzelle, Zac	0	1	0	0	0	0	0	0	0	0	0	1	1	0	1	6
Keep, Jason	3	4	0	0	0	0	1	2	3	4	6	1	0	0	0	12
Webber, Alex	5	7	0	0	0	0	2	4	6	5	10	0	1	0	1	18
Totals	38	67	11	21	7	9	13	28	41	18	94	27	10	4	8	200

Total FG% 1st Half: 18-33, .545 2nd Half: 20-34, .588 Game: .567 DEADBALL
 3-Pt. FG% 1st Half: 5-13, .385 2nd Half: 6-8, .750 Game: .524 REBOUNDS
 FThrow % 1st Half: 6-7, .857 2nd Half: 1-2, .500 Game: .778 0

Officials: Bob Sitov, Mark Whitehead, Rick Randall. Technical fouls: none
 Attendance: 6,289

Score by Periods	1st	2nd	Total
Nebraska	29	26	55
Oklahoma State	47	47	94

Kansas 83, Nebraska 58

Feb. 23, 2000 • at Bob Devaney Sports Center

Kansas blew open a tight game in the second half and rolled to an 83-58 win before a season-high crowd of 10,969 at the Bob Devaney Sports Center, handing Nebraska its sixth straight loss and posting the biggest win by a Husker opponent in building history. Nebraska led by as many as five points in the first half at 30-25 and was tied with the Jayhawks 34-all at intermission. However, KU scored the first nine points of the second half to open a comfortable lead. Nebraska drew within four points at 45-41, but KU countered with an 11-2 run to take a 13-point advantage with 9:52 left and the Jayhawks cruised to the victory. Kansas forced 28 Nebraska turnovers, tying the Huskers' season high and converted the miscues into 24 points. After Nebraska connected on 54 percent from the floor in the first half, the Jayhawks clamped down, limiting the Huskers to just 29 percent from the floor in the second half. Nebraska also had a miserable night from the foul line, connecting on just 7-of-20 attempts. Nick Bradford led five Jayhawks in double figures with a game-high 19 points and added seven rebounds and six steals. Cary Cochran connected on 4-of-6 from three-point range to lead Nebraska with 14 points, while Larry Florence added 12 and Kimani Ffriend posted his sixth double-double with 11 points and 15 rebounds.

Kansas

Player	tot-fg		3-pt		rebounds					a	tblk	smin				
	fg	fga	fg	fga	ft	fta	ofde	tot	pf				tp			
Collison, Nick, f	5	11	1	1	1	2	2	4	6	1	12	1	2	6	2	26
Gregory, Kenny, f	6	13	0	0	1	2	1	1	2	2	13	2	3	0	1	23
Johnson, Ashante, c	2	5	0	0	0	0	0	2	2	4	4	0	0	0	0	10
Hinrich, Kirk, g	3	5	2	3	2	3	0	1	1	2	10	6	1	0	1	28
Boschee, Jeff, g	1	7	0	3	4	5	0	2	2	2	6	6	1	0	1	35
Gooden, Drew	6	12	0	0	1	2	2	4	6	3	13	0	1	1	1	26

Earl, Lester	0	3	0	1	0	2	0	4	4	0	0	0	1	0	0	7
Nooner, Terry	0	0	0	0	0	0	0	1	1	0	0	1	0	0	1	1
Crider, John	0	1	0	0	0	0	0	0	0	0	0	0	0	0	0	1
Bradford, Nick	8	12	0	0	3	4	5	2	7	3	19	1	1	0	6	24
Carey, Jeff	0	0	0	0	0	0	0	0	0	0	0	0	0	0	0	1
London, Marlon	0	1	0	1	0	0	1	0	1	1	0	0	0	0	0	8
Chenoweth, Eric	2	7	0	0	2	3	2	3	5	3	6	1	1	0	2	10
Team																
Totals	33	77	3	9	14	23	16	27	43	21	83	18	11	7	15	200
Total FG%	1st Half: 15-39, .385	2nd Half: 18-38, .474	Game: .429	DEADBALL												
3-Pt. FG%	1st Half: 1-5, .200	2nd Half: 2-4, .500	Game: .333	REBOUNDS												
F Throw %	1st Half: 3-8, .375	2nd Half: 11-15, .733	Game: .609	5												

Nebraska

Player	tot-fg	3-pt	rebounds		a	toblck	smin									
	fg fga	fg fga ft fta	ofde	tot	pf	tp										
Florence, Larry, f	6	15	0	2	0	3	1	3	4	0	12	5	4	0	0	29
Truscott, Louis, f	2	9	0	0	2	2	3	4	7	1	6	0	5	0	0	16
Ffriend, Kimani, c	5	8	0	0	1	6	4	11	15	4	11	0	1	2	0	35
Walker, Danny, g	0	3	0	1	2	2	1	1	2	1	2	2	8	0	1	24
Fields, Rodney, g	3	8	0	2	0	2	2	5	6	2	3	0	2	0	2	18
Cochran, Cary, g	5	7	4	6	0	0	0	1	1	2	14	7	2	0	1	28
Bradford, Steffon	1	4	0	0	1	3	3	7	10	2	3	0	3	0	0	30
Davison, Matt	1	2	1	1	1	2	0	1	1	2	4	0	2	0	1	20
Team																
Totals	23	56	5	12	7	20	14	32	46	17	58	16	28	2	5	200

Total FG%	1st Half: 15-28, .536	2nd Half: 8-28, .286	Game: .411	DEADBALL
3-Pt. FG%	1st Half: 3-4, .750	2nd Half: 2-8, .250	Game: .417	REBOUNDS
F Throw %	1st Half: 1-5, .200	2nd Half: 6-15, .400	Game: .350	5

Officials: Scott Thornley, Bill Kennedy, Mike Thibodeaux
 Technical fouls: Kansas-None. Nebraska-Florence, Larry.
 Attendance: 10,969

Score by Periods	1st	2nd	Total
Kansas	34	49	83
Nebraska	34	24	58

Nebraska 69, Colorado 64
Feb. 26, 2000 • at Bob Devaney Sports Center

Nebraska used a strong second half to post a 69-64 victory over Colorado at the Bob Devaney Sports Center, giving Husker Coach Danny Nee the NU career victory record and sending senior forward Larry Florence out on a winning note in his final home game. Colorado controlled the majority of the first half, leading by as many as eight points and holding a 31-26 halftime edge. In the second half, CU stretched its lead to seven at 46-39 with 12:14 remaining and led 51-46 with 9:34 to play. However, Nebraska took over from there, connecting on three pointers on its next three possessions for a 9-0 run that gave NU a four-point lead at 55-51. Colorado came back to tie the game at 57-57, but five straight points from center Kimani Ffriend and key free throws by Florence and Danny Walker allowed Nebraska to hold off the Buffs. Florence went out in style, scoring 23 points, to go along with seven rebounds and three assists. Ffriend added his seventh double-double of the season with 18 points and 15 rebounds, while Walker came off the bench for the first time and scored 12 points and added seven assists. Nebraska overcame 23 turnovers with an impressive rebounding effort, holding a 50-40 advantage on the glass. NU limited Colorado to just 1-of-20 shooting from three-point range.

Colorado

Player	tot-fg	3-pt	rebounds		a	toblck	smin									
	fg fga	fg fga ft fta	ofde	tot	pf	tp										
Mosley, Jamahl, f	4	10	0	0	10	15	3	8	11	4	18	0	0	0	1	33
Mohr, Nick, f	2	11	0	8	2	4	2	4	6	2	6	2	3	0	0	27
Fox, Richard, c	3	7	0	0	0	2	2	6	8	4	6	3	0	0	0	20
Winston, Jose, g	0	2	0	1	1	2	0	1	1	2	1	3	3	0	4	29
Walls, Jaquay, g	5	12	0	5	0	1	0	1	1	5	10	3	6	2	4	32
Smith, Will	2	3	0	0	0	1	1	0	1	3	4	0	1	0	0	10
Williams, Kyle	5	11	0	5	2	2	3	1	4	3	12	0	3	0	1	21
Pelle, Stephane	2	7	1	1	2	3	3	0	3	1	7	1	0	1	2	18
Thomas, Aki	0	0	0	0	0	0	0	1	1	3	0	0	0	0	0	10
Team																
Totals	23	63	1	20	17	30	17	23	40	27	64	12	16	3	12	200

Total FG%	1st Half: 14-36, .389	2nd Half: 9-27, .333	Game: .365	DEADBALL
3-Pt. FG%	1st Half: 0-10, .000	2nd Half: 1-10, .100	Game: .050	REBOUNDS
F Throw %	1st Half: 3-7, .429	2nd Half: 14-23, .609	Game: .567	6

Nebraska

Player	tot-fg	3-pt	rebounds		a	toblck	smin									
	fg fga	fg fga ft fta	ofde	tot	pf	tp										
Florence, Larry, f	8	21	0	1	7	9	3	4	7	3	23	3	5	1	2	34
Bradford, Steffon, f	0	1	0	0	0	0	3	6	9	5	0	0	2	0	2	25
Ffriend, Kimani, c	8	13	0	0	2	10	10	5	15	4	18	1	4	2	0	32
Cochran, Cary, g	3	7	3	5	0	0	1	5	6	4	9	4	2	0	2	28
Fields, Rodney, g	0	2	0	0	0	0	0	0	0	0	3	0	2	2	0	22
Walker, Danny	2	5	2	4	6	7	0	2	2	3	12	7	2	0	1	29
Booker, Kenny	0	0	0	0	0	2	0	1	1	0	0	0	1	0	0	3
Davison, Matt	0	0	0	0	0	0	0	1	1	1	0	1	1	0	0	7
Truscott, Louis	3	9	0	1	1	2	3	5	8	2	7	1	4	2	1	20
Team																
Totals	24	58	5	11	16	30	20	30	50	25	69	19	23	5	10	200

Total FG%	1st Half: 9-27, .333	2nd Half: 15-31, .484	Game: .414	DEADBALL
3-Pt. FG%	1st Half: 1-3, .333	2nd Half: 4-8, .500	Game: .455	REBOUNDS
F Throw %	1st Half: 7-15, .467	2nd Half: 9-15, .600	Game: .533	5

Officials: Larry Ware, Kelly Self, Bill Conner.
 Technical fouls: None. Attendance: 8,406.

Score by Periods	1st	2nd	Total
Colorado	31	33	64
Nebraska	26	43	69

Missouri 86, Nebraska 72
March 1, 2000 • at Columbia, Mo.

Missouri pulled away from a tight game in the first half to post an 86-72 victory over Nebraska at the Hearnes Center in Columbia, Mo. The Tigers jumped to an 11-point lead at 18-7 seven minutes into the game, but Nebraska responded. The Huskers cut Mizou's lead to 26-24 at the 7:42 mark, tied the contest at 39-all with 1:11 left before halftime and went to the locker room trailing by just two points at 44-42. The Tigers extended their lead to 12 points early in the second half, but Nebraska again fought back and trailed just 67-59 with 8:48 remaining. However, Missouri put the game away with a 13-0 run over the game's next 3:35 to take an 80-59 advantage. Nebraska got no closer than 14 points the rest of the way. Nebraska was again plagued by turnovers in the loss. The Huskers committed 22 miscues, including 14 after the half. Missouri also hurt the Huskers with its strong three-point shooting. The Tigers knocked down 12-of-32 three-point attempts. Kimani Ffriend scored 21 points and had 11 rebounds for his third straight double-double and eighth of the season. Steffon Bradford and Louis Truscott each added 12 points. Mizou freshman Kareem Rush scored 23 points, including four three-pointers, while Clarence Gilbert added 19 points, including five three-pointers.

Nebraska

Player	tot-fg	3-pt	rebounds		a	toblck	smin									
	fg fga	fg fga ft fta	ofde	tot	pf	tp										
Florence, Larry, f	4	13	0	0	1	2	0	3	3	5	9	2	2	0	0	29
Bradford, Steffon, f	4	9	0	0	4	4	1	3	4	3	12	0	3	0	1	32
Ffriend, Kimani, c	8	10	0	0	5	10	4	7	11	3	21	0	3	0	0	29
Cochran, Cary, g	2	7	1	4	0	0	0	3	3	5	5	4	2	0	0	34
Fields, Rodney, g	3	4	0	1	1	1	0	0	0	2	7	2	6	1	2	25
Buckendahl, Ross	0	0	0	0	0	0	1	1	2	0	0	0	0	0	0	11
Davison, Matt	2	5	2	5	0	0	1	0	1	0	6	0	3	0	0	21
Truscott, Louis	5	8	0	0	2	2	3	4	7	3	12	3	2	0	0	19
Team																
Totals	28	56	3	10	13	19	12	24	36	21	72	13	22	1	3	200

Total FG%	1st Half: 17-31, .548	2nd Half: 11-25, .440	Game: .500	DEADBALL
3-Pt. FG%	1st Half: 3-4, .750	2nd Half: 0-6, .000	Game: .300	REBOUNDS
F Throw %	1st Half: 5-6, .833	2nd Half: 8-13, .615	Game: .684	2

Missouri

Player	tot-fg	3-pt	rebounds		a	toblck	smin									
	fg fga	fg fga ft fta	ofde	tot	pf	tp										
Rush, Kareem, f	7	11	4	7	5	8	1	3	4	4	23	0	3	1	2	28
Hafer, Jeff, f	3	6	0	3	0	0	0	6	6	3	6	4	1	2	3	33
Soyoye, Tajudeen, c	2	5	0	0	1	3	2	1	3	3	5	0	3	0	0	25
Gilbert, Clarence, g	6	13	5	11	2	3	0	1	1	19	3	0	0	2	29	
Dooling, Keyon, g	3	8	1	4	6	8	1	1	2	1	13	7	2	1	3	31
Stevenson, Kenge	0	0	0	0	0	0	0	0	0	0	0	0	0	0	0	1
Wampler, Mark	0	1	0	1	0	0	0	0	0	0	0	0	1	0	0	1
Grawver, Brian	2	4	2	3	1	1	1	2	3	1	7	5	0	0	1	21

Kroenke, Josh	0	4	0	3	0	0	0	1	1	0	0	2	0	0	10	
Parker, Johnnie	2	2	0	0	0	0	1	2	3	4	4	0	1	0	12	
Gage, Justin	2	2	0	0	3	4	1	1	2	0	7	0	0	0	7	
Schumacher, Pat	0	0	0	0	2	2	0	0	0	0	2	0	0	1	2	
Team							2	2	4							
Totals	27	56	12	32	20	29	9	20	29	18	86	21	11	5	12	200

Total FG% 1st Half: 15-29, .517 2nd Half: 12-27, .444 Game: .482 DEADBALL
 3-Pt. FG% 1st Half: 6-14, .429 2nd Half: 6-18, .333 Game: .375 REBOUNDS
 F Throw % 1st Half: 8-12, .667 2nd Half: 12-17, .706 Game: .690 5

Officials: Mark Whitehead, Bobby Hunt, Winston Stith. Technical fouls: None
 Attendance: 10,591
Score by Periods
 Nebraska 42 30 72
 Missouri 44 42 86

Texas A&M 83, Nebraska 76 (ot) March 4, 2000 • at College Station, Texas

Nebraska's spirited comeback at Texas A&M fell just short as the Aggies pulled out an 83-76 victory over the Huskers. Nebraska trailed by as many as 14 points in the second half, before it rallied to force the extra session. Texas A&M grabbed its biggest lead at 54-40 with 15 minutes left and held a 61-52 edge with 11:02 remaining. However, Nebraska went on an 11-1 run to take a 63-62 edge with 8:06 to play. A&M pushed its lead back to four points at 69-65 with 4:34 left, but NU scored five straight points to take a 70-69 edge with 3:04 left. The Aggies tied the game with 1:04 to play and neither team scored the remainder of regulation, forcing overtime. In the extra session, A&M's Jamaal Gilchrist scored a basket with 4:29 left to give the Aggies a 72-70 lead that they did not relinquish. Nebraska trailed 76-73 with 1:51 to play, but the Aggies converted 7-of-8 free throws down the stretch to seal the win. Senior forward Larry Florence sparked Nebraska's comeback with 14 of his 20 points after intermission. Louis Truscott added 14 points and eight rebounds off the bench. Texas A&M freshman Bernard King scored a game-high 30 points, but did not have a field goal in the game's final 16 minutes. Texas A&M, which ended a five-game losing streak vs. Nebraska, became just the fourth team to shoot 50 percent or better against the Huskers, as the Aggies knocked down 26-of-52 from the floor. Nebraska finished the season without a victory on the road, posting an 0-9 record. This season is the first time since 1959-60 NU has not won a road contest.

Nebraska

Player	tot-fg		3-pt		rebounds					a	tblk	smin				
	fg	fga	fg	fga	ft	fta	ofde	tot	pf				tp			
Florence, Larry, f	8	14	0	2	4	7	1	5	6	5	20	6	2	0	4	40
Bradford, Steffon, f	5	7	0	0	2	2	5	0	5	3	12	4	2	0	1	35
Ffriend, Kimani, c	3	9	0	0	5	6	4	4	8	4	11	0	2	3	2	35
Cochran, Cary, g	1	8	1	8	4	4	2	1	3	4	7	8	4	0	0	38
Fields, Rodney, g	0	1	0	1	0	0	1	0	1	2	0	2	0	0	0	12
Walker, Danny	2	6	2	6	0	0	0	0	5	6	1	3	0	1	3	32
Buckendahl, Ross	0	0	0	0	0	0	0	0	0	0	0	0	0	0	0	2
Davison, Matt	2	4	1	3	1	2	0	2	2	2	6	2	1	0	0	9
Truscott, Louis	5	9	0	0	4	7	4	4	8	4	14	1	3	0	1	22
Team							1	2	3							
Totals	26	58	4	20	20	28	18	18	36	29	76	22	19	3	9	225

Total FG% 1st Half: 14-27, .519 2nd Half: 11-23, .478 Game: .448 DEADBALL
 3-Pt. FG% 1st Half: 2-9, .222 2nd Half: 2-7, .286 Game: .200 REBOUNDS
 F Throw % 1st Half: 4-5, .800 2nd Half: 12-16, .750 Game: .714 3

Texas A&M

Player	tot-fg		3-pt		rebounds					a	tblk	smin				
	fg	fga	fg	fga	ft	fta	ofde	tot	pf				tp			
Jack, Aaron, f	3	4	0	0	3	6	2	2	4	5	9	2	0	0	0	31
Brown, Jerald, f	4	10	2	5	1	2	1	4	5	1	11	4	0	0	3	37
Slocum, Andy, c	1	4	0	0	0	1	0	0	0	3	2	0	1	0	0	12
Gilchrist, Jamaal, g	3	8	0	3	5	6	0	3	3	1	11	2	3	0	3	34
King, Bernard, g	8	14	4	8	10	13	3	7	10	1	30	4	5	0	0	42
Boeker, Jason	0	0	0	0	2	2	1	1	3	1	2	1	0	0	0	23
Leatherman, Andy	1	3	1	1	2	2	0	0	0	3	5	5	0	0	2	17
Brown, Carlton	2	5	0	1	0	0	0	0	1	4	0	2	1	0	1	11
Scott, Larry	1	1	1	1	0	0	0	0	0	3	1	1	0	0	0	3
Jacobs, Paul	3	3	0	0	0	1	2	2	4	5	6	1	2	2	0	15
Team							2	2								
Totals	26	52	8	19	23	33	12	19	31	21	83	20	14	3	8	225

Total FG% 1st Half: 15-24, .625 2nd Half: 10-26, .385 Game: .500 DEADBALL
 3-Pt. FG% 1st Half: 3-6, .500 2nd Half: 5-13, .385 Game: .421 REBOUNDS
 F Throw % 1st Half: 8-13, .615 2nd Half: 4-8, .500 Game: .697 6
 Officials: David Hall, Ron Zetcher, Lynn Shortnary
 Technical fouls: None. Attendance: 4,284

Score by Periods
 Nebraska 34 36 6 76
 Texas A&M 41 29 13 83

Baylor 63, Nebraska 55 March 9, 2000 • at Kansas City, Mo. First Round, Big 12 Tournament

Nebraska opened a 14-point second half advantage, but could not hold off a Baylor comeback as the Bears ousted the Huskers from the Big 12 Tournament with a 63-55 first-round victory in Kansas City. Nebraska led 41-27 with 14:08 to play, but went scoreless for the next 6 1/2 minutes. In that stretch, Baylor countered with a 19-0 surge to take a 46-41 lead with 7:46 left. NU responded with a 7-0 run to lead 48-46, but a four-point play by Baylor's Tevis Stukes gave the Bears a 53-50 advantage with 3:06 left and Nebraska did not lead again. The Huskers held a 26-20 halftime advantage on the strength of a strong defensive effort. Nebraska held Baylor to just 29 percent shooting in the first half and the Bears' 20 points before intermission were an opponent season low for a half. However, Baylor connected on 9-of-18 three-pointers in the second half and made 12 from long range for the afternoon. Nebraska tied its season low by shooting 33 percent from the floor and was outrebounded, 45-42, by Baylor. In the first meeting between the two teams, Nebraska had a 50-27 rebounding advantage. Cary Cochran led NU with 12 points on four 3-pointers, while Louis Truscott added 10 points and a game-high 11 rebounds for his second career double-double. Stukes led Baylor with 22 points, while Wendell Greenleaf added 14. The loss ended Nebraska's season at 11-19, tying the school record for most losses in a season. It also ended NU's four-game winning streak against Baylor.

Baylor

Player	tot-fg		3-pt		rebounds					a	tblk	smin				
	fg	fga	fg	fga	ft	fta	ofde	tot	pf				tp			
Kendrick, Jamie, f	1	9	1	3	2	3	3	6	9	1	5	2	3	1	0	28
Black, Terry, f	2	7	0	1	1	2	4	3	7	0	5	1	2	0	1	32
Echols, Ben, c	1	2	0	0	1	2	3	3	6	4	3	0	1	0	0	19
Stukes, Tevis, g	6	10	4	6	6	9	2	2	4	1	22	0	2	0	2	29
Minor, DeMarcus, g	1	7	0	3	3	4	0	5	5	1	5	5	3	0	1	29
Greenleaf, Wendell	5	10	4	7	0	0	1	2	3	2	14	3	2	0	1	22
Naihe, Charlie	3	9	3	7	0	0	0	4	4	2	9	3	0	0	0	20
Flippen, John	0	3	0	0	0	0	2	1	3	4	0	1	8	0	21	
Team							2	2	4						1	
Totals	19	57	12	27	13	20	17	28	45	15	63	14	15	9	5	200

Total FG% 1st Half: 7-24, .292 2nd Half: 12-33, .364 Game: .333 DEADBALL
 3-Pt. FG% 1st Half: 3-9, .333 2nd Half: 9-18, .500 Game: .444 REBOUNDS
 F Throw % 1st Half: 3-6, .500 2nd Half: 10-14, .714 Game: .650 4

Nebraska

Player	tot-fg		3-pt		rebounds					a	tblk	smin				
	fg	fga	fg	fga	ft	fta	ofde	tot	pf				tp			
Florence, Larry, f	4	11	0	2	0	0	2	2	4	4	8	2	2	1	2	27
Bradford, Steffon, f	4	12	0	0	2	3	5	3	8	3	10	1	2	0	3	30
Ffriend, Kimani, c	3	8	0	0	1	4	2	4	6	2	7	0	2	2	0	23
Cochran, Cary, g	4	10	4	8	0	0	0	4	4	3	12	1	2	0	1	35
Fields, Rodney, g	1	7	0	1	0	0	0	3	3	2	2	2	0	0	1	28
Walker, Danny	1	6	1	5	0	0	0	1	1	1	3	0	2	0	0	15
Buckendahl, Ross	0	0	0	0	0	0	0	0	0	0	0	0	0	0	0	3
Davison, Matt	1	3	1	3	0	0	2	2	0	2	0	3	1	0	0	11
Truscott, Louis	2	7	0	0	6	6	6	5	11	2	10	1	0	3	0	28
Team							2	1	3							1
Totals	20	64	6	19	9	13	19	23	42	17	55	7	12	6	7	200

Total FG% 1st Half: 10-32, .312 2nd Half: 10-32, .312 Game: .312 DEADBALL
 3-Pt. FG% 1st Half: 2-8, .250 2nd Half: 4-11, .364 Game: .316 REBOUNDS
 F Throw % 1st Half: 4-7, .571 2nd Half: 5-6, .833 Game: .692 1,1

Officials: Scott Thornley, Eddie Jackson, Winston Stith. Technical fouls: None.
 Attendance: 16,800

Score by Periods
 Baylor 20 43 63
 Nebraska 26 29 55

2000 Husker Senior Career Recap

Larry Florence, 6-5, F, Phenix City, Ala., Four Letters

Larry Florence finished his Nebraska career as a career leader in several Husker career categories and in his senior season, became just the 22nd Husker to surpass 1,000 career points.

Florence was a four-year starter for the Huskers and finished his career as Nebraska's 14th-leading career scorer with 1,223 points. Florence made 105 career starts to rank second to only Dave Hoppen (111) on that career chart and Florence's 123 appearances in a Nebraska uniform ranks in a tie for seventh in school history.

In his senior season, Florence was the only Husker to start all 30 games and led Nebraska in scoring at 13.0 points per game. He led the Huskers in scoring 11 times in 1999-2000 and scored 15 or more points 14 times on the year, including a career-high 27 points against Western Carolina. Florence finished fourth for the Huskers in rebounding as a senior at 5.4 per game, led Nebraska in steals with 44 and ranked second in assists with 80. For his efforts as a senior, Florence was an honorable-mention All-Big 12 selection by the league's coaches.

The Phenix City, Ala., native was a team captain for his senior season. Throughout his career, Florence was regarded as one of the Huskers' top defenders and also one of the team's hardest workers on and off the court. His dedication was rewarded during the spring of 1999, when he was named the Husker Power Male Athlete of the Year. Florence was selected for the award from a group of finalists which included a student-athlete from each of Nebraska's sports.

In his five-year Nebraska career, Florence was affiliated with four postseason tournament teams, including Nebraska's 1998 NCAA Tournament team. He was also a starter for the Huskers' 1997 and 1999 NIT teams and was a team member, but did not play during Nebraska's 1996 season, which ended with an NIT Championship. Florence is scheduled to graduate from UNL in August of 2000.




Florence Earns 2000 Jack Moore Award

Senior forward Larry Florence was named the 2000 winner of the Jack Moore Award, given annually to NU's outstanding men's basketball player. Florence adds the Moore Award to the 1999 Husker Power Athlete of the Year Award and honorable-mention All-Big 12 honors as a senior. Florence led Nebraska in scoring last seasons, averaging 13.0 points per game and ranked fourth for Nebraska in rebounding at 5.4 per contest. He also led Nebraska in steals and finished second on the team in assists.

Florence's award marks the second straight season a frontcourt player has collected the award, as center Venson Hamilton was honored in 1999. It also marks the fourth straight year a member of the Huskers' 1995 recruiting class earned the Jack Moore Award joining Hamilton (1999) and Tyronn Lue (1997 and 1998).

The award is named for late Husker guard Jack Moore, a 5-9 playmaker who set 17 school records in a career that ended in 1982 and culminated with the 1982 Francis Pomeroy-Naismith Award as the nation's best collegiate player under six feet tall. A consensus All-Big Eight performer in 1982, Moore was killed in a plane crash in March of 1984.



Jack Moore

Florence's Career Honors

- Honorable-Mention All-Big 12 (2000)
- Nebraska Team Captain (2000)
- Husker Power Male Athlete of the Year (1999)
Three-time Men's Basketball Lifter of the Year (1998, 1999, 2000)
- Member of four postseason tournament teams, including 1998 NCAA Tournament Team and 1996 NIT Champions

Florence's Career Highs

Points: 27 vs. Western Carolina, 12/3/99
Rebounds: 11, vs. Colorado, 2/5/97
Assists: 8, vs. Pacific, 1/4/2000
Steals: 6, vs. Creighton, 12/9/98
Blocked Shots: 4, vs. Eastern Illinois, 11/23/99

Florence's Career Statistics

Season	G-GS	FG-FGA	Pct.	FT-FTA	Pct.	Reb.-Avg.	TP-Avg.	M	A	BS	S
1996-97	30-29	92-240	.383	41-58	.707	113-3.8	226-7.5	679	52	14	19
<i>Big 12</i>	<i>15-15</i>	<i>45-121</i>	<i>.372</i>	<i>29-38</i>	<i>.763</i>	<i>65-4.3</i>	<i>119-7.9</i>	<i>345</i>	<i>24</i>	<i>9</i>	<i>5</i>
1997-98	30-19	115-259	.444	37-63	.587	110-3.7	268-8.9	676	32	10	32
<i>Big 12</i>	<i>16-16</i>	<i>62-134</i>	<i>.463</i>	<i>21-36</i>	<i>.583</i>	<i>61-3.8</i>	<i>146-9.1</i>	<i>389</i>	<i>16</i>	<i>5</i>	<i>22</i>
1998-99	33-27	133-262	.508	73-99	.737	135-4.1	340-10.3	869	53	11	42
<i>Big 12</i>	<i>16-16</i>	<i>64-130</i>	<i>.492</i>	<i>44-61</i>	<i>.721</i>	<i>73-4.6</i>	<i>173-10.8</i>	<i>454</i>	<i>33</i>	<i>3</i>	<i>19</i>
1999-2000	30-30	156-389	.401	69-105	.657	161-5.4	389-13.0	901	80	18	44
<i>Big 12</i>	<i>16-16</i>	<i>82-218</i>	<i>.376</i>	<i>41-68</i>	<i>.707</i>	<i>81-5.1</i>	<i>207-12.9</i>	<i>499</i>	<i>51</i>	<i>8</i>	<i>22</i>
Totals	123-105	496-1150	.431	220-325	.677	519-4.2	1,223-9.9	3125	217	53	137
<i>Big 12</i>	<i>63-63</i>	<i>253-603</i>	<i>.420</i>	<i>135-203</i>	<i>.665</i>	<i>280-4.4</i>	<i>645-10.2</i>	<i>1687</i>	<i>124</i>	<i>25</i>	<i>68</i>

3-Point Shooting: 1996-97 (1-7, .143); 1997-98 (1-5, .200); 1998-99 (1-4, .250); 1999-2000 (8-32, .250)
Career (11-48, .229).

Jack Moore Award Winners

1984-85	Dave Hoppen	Center
1985-86	Dave Hoppen	Center
	Bernard Day	Forward
1986-87	Brian Carr	Guard
1987-88	Henry T. Buchanan	Guard
1988-89	Eric Johnson	Guard
1989-90	Clifford Scales	Guard
1990-91	Rich King	Center
	Beau Reid	Forward
	Clifford Scales	Guard
1991-92	Jamar Johnson	Guard
1992-93	Eric Piatkowski	Forward
1993-94	Eric Piatkowski	Forward
1994-95	Jaron Boone	Guard
1995-96	Erick Strickland	Guard
1996-97	Tyronn Lue	Guard
1997-98	Tyronn Lue	Guard
1998-99	Venson Hamilton	Center
1999-2000	Larry Florence	Forward

The Records

Basketball 2000-2001

Individual

140-143

Team

144-146

Season Individual

147-148

Career Individual

149-150



Top 60 Career Scorers Since 1948

Rk.	Player, Seasons	G	FG-FGA	Pct.	FT-FTA	Pct.	Points	Avg.
1.	Dave Hoppen, 1983-84-85-86	111	804-1341	.600	559-724	.772	2,167	19.5
2.	Eric Piatkowski, 1991-92-93-94	123	676-1436	.471	380-489	.777	1,934 (202)	15.7
3.	Jerry Fort, 1973-74-75-76	105	777-1793	.433	328-486	.675	1,882	17.9
4.	Andre Smith, 1978-79-80-81	114	673-1148	.586	371-562	.660	1,717	15.1
5.	Jaron Boone, 1993-94-95-96	127	575-1327	.433	274-387	.708	1,609 (184)	12.7
6.	Erick Strickland, 1993-94-95-96	127	535-1219	.439	337-434	.776	1,586 (179)	12.5
7.	Tyronn Lue, 1996-97-98	99	560-1,255	.446	312-396	.788	1,577 (145)	15.9
8.	Rich King, 1988-89-90-91	124	564-1000	.564	345-510	.676	1,475 (2)	11.9
9.	Venson Hamilton, 1996-97-98-99	129	528-1,002	.527	360-590	.610	1,416	11.0
10.	Carl McPipe, 1976-77-78-79	104	546-1126	.485	208-317	.656	1,300	12.5
11.	Tom Baack, 1966-67-68	75	526-1138	.462	247-297	.832	1,299	17.3
12.	Stuart Lantz, 1966-67-68	75	488-1007	.485	293-395	.742	1,269	16.9
13.	Chuck Jura, 1970-71-72	77	500-910	.549	255-427	.597	1,255	16.3
14.	Larry Florence, 1997-98-99-2000	123	496-1150	.431	220-325	.677	1,223 (11)	9.9
15.	Jack Moore, 1979-80-81-82	105	379-830	.457	446-495	.901	1,204	11.5
16.	Brian Carr, 1984-85-86-87	123	447-942	.475	230-287	.801	1,182 (58)	9.6
17.	Brian Banks, 1976-77-78-79	110	471-986	.478	208-298	.698	1,150	10.5
18.	Marvin Stewart, 1969-70-71	66	435-921	.472	268-359	.747	1,138	17.2
19.	Clifford Scales, 1988-89-90-91	23	441-902	.489	209-272	.768	1,136 (45)	9.2
	Carl Hayes, 1990-91-92	90	439-945	.465	221-360	.614	1,136 (37)	12.6
21.	Cookie Belcher, 1997-98-99-2000-present	101	399-897	.445	164-279	.588	1,060 (98)	10.5
22.	Herschell Turner, 1958-59-60	72	371-898	.413	314-474	.662	1,056	14.7
23.	Mikki Moore, 1994-95-96-97	114	374-676	.553	235-359	.655	986 (3)	8.6
24.	Beau Reid, 1988-89-90-91	102	320-775	.413	250-337	.742	976 (86)	9.6
25.	Bob Siegel, 1974-75-76-77	101	405-973	.416	160-232	.690	970	9.6
26.	Tom Scantlebury, 1968-69-70	75	369-835	.442	227-303	.749	965	12.9
27.	Nate Branch, 1965-66-67	75	367-871	.421	224-320	.700	958	12.8
28.	Terrance Badgett, 1993-94-95-96	127	395-764	.517	141-229	.616	953 (22)	7.5
29.	Jamar Johnson, 1992-93-94	87	333-723	.461	166-210	.790	927 (95)	10.7
30.	Rex Ekwall, 1955-56-57	65	296-690	.429	288-394	.731	880	13.5
31.	Bruce Chubick, 1991-92-93-94	119	303-540	.561	264-400	.660	878 (8)	7.4
32.	Grant Simmons, 1964-65-66	74	305-709	.430	239-350	.683	849	11.5
33.	Dapreis Owens, 1989-90-91-92	117	329-679	.484	187-302	.619	845	7.2
34.	Bob Gratopp, 1968-69-70	76	255-608	.419	316-400	.790	826	10.9
35.	Jim Buchanan, 1950-51-52	69	345-942	.366	131-203	.645	821	11.9
36.	Bill Johnson, 1952-53-54	65	264-652	.405	286-484	.591	814	12.5
	Claude Retherford, 1947-48-49	74	318-1090	.292	178-283	.629	814	11.0
38.	Bernard Day, 1986-87	63	309-567	.545	184-264	.697	802	12.7
39.	Stan Cloudy, 1983-84	62	347-672	.516	81-119	.681	775	12.5
40.	Bus Whitehead, 1948-49-50	72	275-831	.331	215-314	.685	765	10.6
41.	Fred Seger, 1952-53-54	65	263-724	.363	236-360	.656	762	11.7
42.	Larry Cox, 1974-75-76	74	270-432	.625	217-297	.731	757	10.2
43.	Daryl Petsch, 1962-63-64	69	315-709	.444	124-197	.629	754	10.9
44.	Charlie Jones, 1962-63-64	75	300-731	.410	135-216	.625	735	9.8
45.	Leroy Chalk, 1969-70-71	76	291-555	.524	133-197	.675	715	9.4
46.	Tom Russell, 1961-62	49	233-444	.525	246-329	.748	712	14.5
47.	Derrick Chander, 1992-93	60	297-585	.508	112-196	.571	706	11.8
48.	Willard Fagler, 1952-53-54-55	84	227-571	.398	251-373	.673	705	8.4
49.	Derrick Vick, 1987-88	63	261-499	.523	181-264	.686	703	11.2
50.	Albert Maxey, 1959-60	49	251-684	.367	175-248	.706	677	13.8
51.	Harvey Marshall, 1985-86	60	290-623	.465	95-126	.754	675	11.3
52.	Gary Reimers, 1956-57-58	69	222-542	.410	223-303	.736	667	9.7
53.	Mike Naderer, 1978-79-80-81	113	274-576	.476	109-133	.820	657	5.8
54.	Al Nissen, 1970-71-72	77	244-518	.471	163-223	.731	651	8.5
	Ray Richardson, 1989-90	60	225-527	.443	96-139	.691	651 (105)	10.9
56.	Bernard Garner, 1996-97	63	246-491	.501	133-187	.711	649 (24)	10.3
57.	Eric Johnson, 1988-89	63	236-542	.435	138-180	.767	647 (37)	10.3
	Greg Downing, 1980-81-82-83	117	270-558	.484	107-141	.759	647	5.5
59.	Don Smidt, 1956-57-58	68	232-663	.350	170-276	.616	634	9.3
60.	Richard van Poelgeest, 1987-88-89-90	108	250-472	.530	125-228	.548	625	5.8

(Number in parenthesis following point total indicates number of career three-point goals scored)

Husker Individual Records Since 1948

Points

Game

Overall:

42, Eric Piatkowski, vs. Oklahoma, at Kansas City, Mo., March 11, 1994 (B&T)

At Home:

40, Jerry Fort, vs. Missouri, Feb. 22, 1975

40, Rich King, vs. Northern Illinois, Feb. 18, 1991

Away:

34, Chuck Jura, at Oklahoma State, Jan. 26, 1972

34, Jerry Fort, at Kansas State, Jan. 17, 1976

Neutral:

42, Eric Piatkowski, vs. Oklahoma, at Kansas City, Mo., March 11, 1994 (B&T)

Half:

24, Jerry Fort, vs. Missouri, Feb. 22, 1975 (2nd)

24, Dave Hoppen, vs. South Dakota, Dec. 1, 1984 (1st)

24, Tyronn Lue vs. Virginia, Dec. 27, 1997 (2nd)

Losing Effort:

38, Tom Russell, vs. Kansas, Feb. 21, 1962

Freshman:

30, Tyronn Lue, vs. Oregon, Nov. 25, 1995

Sophomore:

33, Fred Hare, at Texas, Dec. 18, 1964

33, Jerry Fort, vs. Missouri, Feb. 16, 1974

Junior:

40, Jerry Fort, vs. Missouri, Feb. 22, 1975

Senior:

42, Eric Piatkowski, vs. Oklahoma, at Kansas City, Mo., March 11, 1994 (B&T)

Two Players:

65, Eric Piatkowski (42) and Bruce Chubick (23) vs. Oklahoma, at Kansas City, Mo., March 11, 1994 (B&T)

By Opponent:

46, Wilt Chamberlain, at Kansas, Feb. 8, 1958

46, Joe Scott, at Missouri, March 6, 1961

46, George Stone, Marshall, March 13, 1967 (NIT)

By Opponent, Half:

28, Jim McKean, Washington State, Dec. 12, 1966

By Opponent, Two Players:

70, George Stone (46) and Danny D'Antoni (24), Marshall, March 13, 1967 (NIT)

Season

Overall:

704, Dave Hoppen, 1984-85 (30 games)

Conference:

349, Tyronn Lue, 1997-98 (16 games)

Average:

23.5, Dave Hoppen, 1984-85 (704 in 30 games)

Conference Average:

23.0, Dave Hoppen, 1984-85 (322 in 14 games)

Freshman:

445, Dave Hoppen, 1982-83 (32 games)

Consecutive Double-Figure Scoring Games by a Freshman:

8, Jerry Fort, Dec. 16, 1972-Jan. 15, 1973 and Feb. 6-March 6, 1973

8, Dave Hoppen, Feb. 9-March 5, 1983

Sophomore:

603, Tyronn Lue, 1996-97 (32 games)

Junior:

704, Dave Hoppen, 1984-85 (30 games)

Senior:


646, Eric Piatkowski, 1993-94 (31 games)

20-Point-or-Better Scoring Games:

21, Dave Hoppen, 1984-85

Consecutive 20-Point-or-Better Scoring Games:

10, Dave Hoppen, 1984-85



Rich King scored a then-school-record-tying 40 points against Northern Illinois as a senior.

Career

Overall:

2,167, Dave Hoppen, 1983-86 (111 games)

Conference:

1,055, Jerry Fort, 1973-76 (56 games)

Average:

19.5, Dave Hoppen, 1983-86 (2,167 in 111 games)

Conference Average:

20.3, Dave Hoppen, 1983-86 (975 in 48 games)

20-Point-or-Better Scoring Games:

56, Dave Hoppen, 1983-86

Consecutive Games in Double Figures:

84, Dave Hoppen, March 11, 1983-Feb. 1, 1986

Field Goals

Game

Made: 16, Marvin Stewart, vs. Nevada-Reno, Dec. 14, 1970 (24 attempts)

Conference Made: 15, Jerry Fort, three times

Attempted: 34, by several players

No Misses: 9, Chuck Jura, vs. Iowa, Dec. 5, 1970; Dave Hoppen, vs. Southern Illinois, Nov. 26, 1985; Venson Hamilton vs. Iowa State, Feb. 3, 1996; Mikki Moore at Nevada, March 18, 1997

No Misses, Conference Game: 9, Venson Hamilton vs. Iowa State, Feb. 3, 1996

Consecutive Made (Multiple Games):

13, Mikki Moore, March 12-21, 1997

Opponent Made:

20, George Stone, Marshall, March 13, 1967 (NIT, 38 attempts)

Opponent Attempts:

38, George Stone, Marshall, March 13, 1967 (NIT, 20 made)

Opponent Made, No Misses:

11, Lanny Van Eman, at Wichita State, Dec. 4, 1961

Season**Made:**

270, Dave Hoppen, 1984-85 (418 attempts)

Conference Made:

132, Jerry Fort, 1974-75 (294 attempts)

Attempted:

547, Tyronn Lue, 1997-98 (240 made)

Conference Attempted:

294, Jerry Fort, 1974-75 (132 made)

Percentage*:

.672, Larry Cox, 1975-76 (133-198)

Conference Percentage*:

.648, Dave Hoppen, 1984-85 (127-196)

Freshman Percentage:

.563, Mike Naderer, 1977-78 (63-112)

Consecutive Made:

13, Mikki Moore, March 12-21, 1997

*Minimum 5 attempts per team game

Career**Made:**

804, Dave Hoppen, 1983-86 (1,341 attempts)

Conference Made:

438, Jerry Fort, 1973-76 (1,018 attempts)

Attempted:

1,793, Jerry Fort, 1973-76 (777 made)

Conference Attempted:

1,018, Jerry Fort, 1973-76 (438 made)

Percentage*:

.625, Larry Cox, 1974-76 (270-432)

Conference Percentage:**

.619, Larry Cox, 1974-76 (159-257)

*Minimum 400 attempts; **Minimum 200 attempts

Three-Point Field Goals (Since 1987)**Game****Made:**

7, Chris Cresswell, vs. Texas A&M, Dec. 20, 1991 (10 att.)

7, Cary Cochran, at Texas Christian, March 15, 1999 (9 att.)

Conference Made:

6, Eric Piatkowski, vs. Missouri, Jan. 30, 1991 (9 attempts)

6, Jaron Boone, at Kansas St., March 1, 1995 (9 att.)

Attempted:

12, Jamar Johnson, at Oklahoma, March 7, 1992 (5 made)

12, Jaron Boone, at Missouri, Feb. 22, 1995 (4 made)

12, Tyronn Lue vs. Vanderbilt, Dec. 30, 1997 (4 made)

12, Cary Cochran at Kansas, Jan. 15, 2000 (5 made)

Percentage*:

.833, Brian Carr (5-6), at Southern Illinois, Dec. 10, 1986

.833, Ray Richardson (5-6), vs. Sam Houston State, Jan. 6, 1990

.833, Erick Strickland (5-6), vs. Missouri, Jan. 30, 1993

.833, Jaron Boone (5-6), at Colorado, Feb. 8, 1995

Conference Percentage*:

.833, Erick Strickland (5-6), vs. Missouri, Jan. 30, 1993

.833, Jaron Boone (5-6), at Colorado, Feb. 8, 1995

Opponent Made:

8, Dave Sieger, at Oklahoma, Feb. 21, 1987 (13 attempts)

8, Randy Rutherford, Oklahoma State, Feb. 1, 1995 (14 attempts)

8, Jerald Brown, Texas A&M, Jan. 11, 1997 (10 attempts)

8, Eric Martin, at Oklahoma, Jan. 20, 1999 (10 attempts)

Opponent Attempts:

17, Dominick Young, at Fresno State, March 22, 1996 (5 made)

Opponent Attempts, No Misses:

6, Craig Michaelis, at Miami (Ohio), Nov. 27, 1989

*Minimum 5 attempts

Season**Made:**

78, Tyronn Lue, 1997-98 (209 attempts)

Conference Made:

41, Jaron Boone, 1994-95 (100 attempts)

Freshman Made:

44, Eric Piatkowski, 1990-91 (127 attempts)

Attempted:

209, Tyronn Lue, 1997-98 (78 made)

Conference Attempted:

100, Jaron Boone, 1994-95 (41 made)

Percentage*:

.456, Clifford Scales, 1990-91 (26-57)

Conference Percentage*:

.529, Henry T. Buchanan, 1986-87 (18-34)

Freshman Percentage*:

.398, Cary Cochran, 1998-99 (39-98)

Consecutive Games Three-Point Goal Scored:

24, Jaron Boone, Dec. 7, 1994-March 5, 1995

*Minimum 1.5 attempts per team game

Career**Made:**

202, Eric Piatkowski, 1991-94 (564 attempts)

Conference Made:

103, Eric Piatkowski, 1991-94 (280 attempts)

Attempted:

564, Eric Piatkowski, 1991-94 (202 made)

Conference Attempted:

280, Eric Piatkowski, 1991-94 (103 made)

Percentage:

.406, Henry T. Buchanan, 1987-88 (67-165)

Conference Percentage:

.463, Henry T. Buchanan, 1987-88 (38-82)

Free Throws**Game****Made:**

18, David Ponce, at Creighton, Dec. 4, 1982 (19 attempts)

Conference Made:

16, Tom Russell, vs. Kansas, Feb. 21, 1962 (17 attempts)

Attempted:

21, Rich King, at Wyoming, Jan. 22, 1990 (13 made)

Conference Attempted:

20, Bill Johnson, vs. Missouri, Jan. 21, 1953 (13 made)

No Misses:

15, Jack Moore, vs. Oklahoma State, Feb. 10, 1982

Opponent Made:

18, Wilt Chamberlain, at Kansas, Feb. 8, 1958 (23 attempts)

Opponent Attempted:

23, Wilt Chamberlain, at Kansas, Feb. 8, 1958 (18 made)

Opponent Made, No Misses:

15, John Crawford, Iowa State, at Kansas City, Mo., Dec. 29, 1956 (Big Seven Holiday Tournament)

Season

Made: 184, Jack Moore, 1979-80 (211 attempts)
 Conference Made: 84, Stuart Lantz, 1967-68 (112 attempts)
 Attempted: 227; Kimani Ffriend, 1999-2000 (115 made)
 Conference Attempted: 129; Kimani Ffriend, 1999-2000 (69 made)
 Percentage*: .939, Jack Moore, 1981-82 (123-131)
 Conference Percentage*: .938, Jack Moore, 1981-82 (60-64)
 Freshman Percentage*: .837, Eric Piatkowski, 1990-91 (72-86)
 Consecutive Made: 39, Jack Moore, Jan. 27-Feb. 15, 1982
 *Minimum 2 attempts per team game

Career

Made: 559, Dave Hoppen, 1983-86 (724 attempts)
 Conference Made: 267, Dave Hoppen, 1983-86 (338 attempts)
 Attempted: 724, Dave Hoppen, 1983-86 (559 made)
 Conference Attempted: 338, Dave Hoppen, 1983-86 (267 made)
 Percentage*: .901, Jack Moore, 1979-82 (446-495)
 Conference Percentage*: .877, Jack Moore, 1979-82 (185-211)
 *Minimum 200 attempts

Rebounds

Game

Rebounds: 26, Bill Johnson, vs. Iowa State, Jan. 4, 1954
 Half: 15, Carl McPipe, vs. California-Davis, Dec. 16, 1977 (1st)
 Two Players:
 39, Leroy Chalk (20) and Chuck Jura (19), vs. Colorado, March 6, 1971
 Opponent:
 24, Bill Bridges, Kansas, twice
 24, Andy Hopson, at Oklahoma State, Jan. 26, 1974
 Opponent Two Players:
 39, Dave DeBusschere (23) and Charlie North (16) at Detroit, Dec. 17, 1960

Season

Overall: 335, Venson Hamilton, 1998-99 (33 games)
 Conference: 176, Venson Hamilton, 1998-99 (16 games)
 Freshman: 161, Dave Hoppen, 1982-83 (32 games)
 Average: 11.7, Chuck Jura, 1971-72 (305 in 26 games)
 Conference Average: 11.4, Chuck Jura, 1971-72 (159 in 14 games)

Win/Loss Streaks

Nebraska Double-Figure Winning Streaks

Season	Win Streak	Date Started	Date Ended
1. 1990-91	14 games	11-28-90	1-22-91
1911-12/12-13	14 games	1-27-12	1-25-13
3. 1919-20/20-21	13 games	2-6-20	1-3-21
1897-98/1900-01	13 games	2-22-98	1901*
5. 1912-13	12 games	1-31-13	3-12-13
6. 1993-94	11 games	12-3-93	1-19-94
1905-06/06-07	11 games	2-25-06	2-15-07
8. 1994-95	10 games	11-27-94	1-4-95
1977-78	10 games	12-2-77	12-29-77

Consecutive Conference Victories: 29, all eight in 1911-12, all 10 in 1912-13, all seven in 1913-14, first four in 1914-15 (ended at Kansas, 43-18, Jan. 22, 1915)
 Consecutive Home Victories: 20, all 11 games in 1965-66, first nine games in 1966-67 (ended by Kansas, 64-57, March 4, 1967)
 Consecutive Home Conference Victories: 15, all four games in 1911-12, all five games in 1912-13, all four games in 1913-14, first two games in 1914-15 (ended by Drake, 20-19, Feb. 19, 1915)
 Consecutive Losses: 13, final 6 games of 1931-32, first seven games of 1932-33 (ended vs. Kansas State, 31-25, Jan. 14, 1933)
 Consecutive Conference Losses: 12, last six in 1943-44, first six in 1944-45 (ended vs. Kansas, 59-45, Feb. 10, 1945)
 Consecutive Home Losses: 7, games five through 11 in 1962-63 (ended vs. Oklahoma State, 49-48, Feb. 25, 1963)
 Consecutive Home Conference Losses: 9, last four games of 1961-62, first five of games of 1962-63 (ended vs. Oklahoma State, 49-48, Feb. 25, 1963)

Career

Overall: 1,080, Venson Hamilton, 1996-99 (129 games)
 Conference: 499, Venson Hamilton, 1996-99 (59 games)
 Average: 10.4, Rex Ekwall, 1955-57 (679 in 65 games)
 Conference Average: 10.5, Leroy Chalk, 1969-71 (442 in 42 games)

Assists (Since 1974)

Game

Assists: 18, Brian Carr, at Evansville, Jan. 3, 1985
 Conference*: 13, Brian Carr, vs. Missouri, Jan. 28, 1987
 Half: 10, Brian Carr, at Evansville, Jan. 3, 1985 (2nd)
 Opponent:
 18, Tom Kivisto, Kansas, at Kansas City, Mo., Dec. 29, 1973
 (Big Eight Holiday Tournament)
 *Note: Carr had 14 assists at Kansas in a Big Eight Tournament game, March 5, 1985.

Season

Assists: 237, Brian Carr, 1984-85 (30 games)
 Conference: 113, Brian Carr, 1984-85 (14 games)
 Freshman: 144, Tyronn Lue, 1995-96 (35 games)
 Average: 7.90, Brian Carr, 1984-85 (237 in 30 games)
 Conference Average: 8.10, Brian Carr, 1984-85 (113 in 14 games)

Career

Assists: 682, Brian Carr, 1984-87 (123 games)
 Conference: 297, Brian Carr, 1984-87 (56 games)
 Average: 5.54, Brian Carr, 1984-87 (682 in 123 games)
 Conference Average: 5.30, Brian Carr, 1984-87 (297 in 56 games)

Steals (Since 1978)

Game

Steals:
 8, Greg Downing, vs. Missouri-Kansas City, Dec. 8, 1982
 8, Cookie Belcher at Texas Tech, Feb. 20, 1999
 8, Venson Hamilton vs. Texas Tech, March 4, 1999
 Conference:
 8, Cookie Belcher at Texas Tech, Feb. 20, 1999
 Opponent:
 8, Alvin Robertson, at Arkansas, Jan. 3, 1983
 8, Dominick Young, at Fresno State, March 22, 1996
 8, Jose Winston, Colorado, Jan. 23, 1999

Season

Steals:
 102, Cookie Belcher, 1998-99 (32 games)
 Freshman:
 87, Cookie Belcher, 1996-97 (33 games)

Career

Steals:
 264; Cookie Belcher, 1997-present (97 games)
 Conference:
 122, Cookie Belcher, 1997-present (48 games)

Nebraska Team Game & Season Records

Blocked Shots (Since 1978)

Game

Blocks:

9, Mikki Moore vs. Coppin State, Dec. 6, 1996

Conference:

7, Rich King, at Oklahoma State, Jan. 20, 1990

Opponent:

8, Walter Downing, DePaul, March 28, 1983 (NIT)

8, John Flippen, Baylor, March 9, 2000 (B12)

Season

Blocks:

91, Derrick Chandler, 1991-92 (29 games)

Conference:

43, Venson Hamilton, 1998-99 (16 games)

Freshman:

39, Venson Hamilton, 1995-96 (32 games)

Career

Blocks:

241, Venson Hamilton, 1996-99 (129 games)

Conference:

106, Venson Hamilton, 1996-99 (59 games)

Service

Game

Minutes Played:

60, Jack Moore and Andre Smith, vs. Ala.-Birmingham, Dec. 22, 1979 (4OT)

Season

Games Played:

35, Terrance Badgett, Bernard Garner, Tyronn Lue, Mikki Moore, Erick Strickland, 1995-96

Games Started:

34, Beau Reid, Clifford Scales, 1990-91;

34, Jaron Boone, Bernard Garner, Tyronn Lue, Erick Strickland, 1995-96

Minutes Played:

1,155, Dave Hoppen, 1984-85 (30 games)

Conference Minutes Played:

614, Tyronn Lue, 1996-97 (16 games)

Minutes Played Per Game:

38.5, Dave Hoppen, 1984-85 (1,155 in 30 games)

Conference Minutes Played Per Game:

39.1, Dave Hoppen, 1984-85 (548 in 14 games)

Career

Games Played:

129, Venson Hamilton, 1996-99

Consecutive Games Played:

123, Brian Carr, 1984-87

Games Started:

111, Dave Hoppen, 1983-86 (111 games)

Consecutive Games Started:

111, Dave Hoppen, 1983-86

Minutes Played:

3,739, Brian Carr, 1984-87 (123 games)

Conference Minutes Played:

1,687, Larry Florence, 1997-2000 (63 games)

Minutes Played Per Game, Four-Year Career:

33.4, Dave Hoppen, 1983-86 (3,711 in 111 games)

Minutes Played Per Game, Three-Year Career:

34.5, Andre Smith, 1979-81 (2,901 in 84 games; minutes not available for Smith's freshman year, 1978)

Minutes Played Per Game, Two-Year Career:

33.3, Stan Cloudy, 1983-84 (2,066 in 62 games)

Conference Minutes Played Per Game:

35.5, Tyronn Lue, 1996-98 (1,633 in 46 games)

Points

Game

Overall:

117, vs. Oklahoma (113), at Kansas City, Mo., March 8, 1991 (OT, B8T); vs. Harvard (79), Dec. 1, 1989

Conference:

111, at Oklahoma (99), Jan. 26, 1991

at Oklahoma (115), Feb. 14, 1994 (OT)

Home Court:

117, vs. Harvard (79), Dec. 1, 1989

Opponent's Court:

111, at Oklahoma (99), Jan. 26, 1991

111, at Oklahoma (115), Feb. 14, 1994 (OT)

Neutral Court:

117, vs. Oklahoma (113), at Kansas City, Mo., March 8, 1991 (OT, B8T)

First Half:

64, vs. Tennessee Tech, Dec. 14, 1990

Second Half:

66, vs. Oklahoma, Feb. 16, 1991

Both Teams:

230, at Oklahoma (133), Nebraska (97), Feb. 21, 1987

230, Nebraska (117), Oklahoma (113), at Kansas City, Mo., March 8, 1991 (OT, B8T)

Losing Effort:

111, at Oklahoma (115), Feb. 14, 1994 (OT)

Margin of Victory:

74, Nebraska (82), at Crete (8), Jan. 4, 1907

Margin of Defeat:

56, at Kansas (102), Nebraska (46), Feb. 8, 1958

Players Scoring in Double Figures:

8, at Oklahoma, Jan. 26, 1991, [Tony Farmer (22), Carl Hayes (16),

Beau Reid (14), Rich King (12), Jose Ramos (12), Eric Piatkowski (11), Keith Moody (11), Clifford Scales (10)]

8, vs. Appalachian State, Dec. 31, 1994, [Erick Strickland (21),

Jaron Boone (17), Mikki Moore (12), Chris Sallee (12), Tom Wald (11), Melvin Brooks (10), Terrance Badgett (10), Chester Surles (10)]

Opponent:

133, at Oklahoma (NU 97), Feb. 21, 1987

Opponent, Half:

70, at Oklahoma, Feb. 21, 1987 (2nd)

Season

Overall:

2,977, 1990-91 (34 games)

Conference:

1,219, 1993-94 (14 games)

Average:

87.6, 1990-91 (2,977 in 34 games)

Conference Average:

87.1, 1993-94 (1,219 in 14 games)

Opponent:

2,672, 1990-91 (34 games)

Opponent, Conference:

1,297, 1989-90 (14 games)

Opponent Average:

86.1, 1989-90 (2,410 points in 28 games)

Opponent Conference Average:

92.6, 1989-90 (1,297 in 14 games)

NU 100-Point Games:

7, 1990-91

Opponent 100-Point Games:

6, 1989-90

Field Goals**Game****Made:**

51, vs. Nevada-Reno, Dec. 14, 1970 (81 attempts)

Conference Made:

44, vs. Missouri, Jan. 28, 1967 (86 attempts)

Attempted:

97, vs. Fullerton State, Dec. 4, 1967 (41 made)

Conference Attempted:

83, vs. Oklahoma, Jan. 25, 1992 (28 made)

Percentage:

.750, vs. Nebraska-Omaha, Jan. 25, 1988 (42-56)

Conference Percentage:

.679, at Kansas, Feb. 5, 1980 (19-28)

Half Percentage:

.840, vs. Nebraska-Omaha, Jan. 25, 1988 (1st, 21-25)

Conference Half Percentage:

.833, vs. Iowa State, Feb. 21, 1985 (15-18, 2nd)

Opponent Made:

50, at Oklahoma, Feb. 21, 1987 (88 attempts)

Opponent Attempted:

91, three times, most recently at Southern Utah, Nov. 30, 1991 (39 made)

Opponent Percentage:

.771, Kansas State, at Lincoln, Neb., Feb. 3, 1982 (27-35)

Opponent Half Percentage:

.857, Kansas State, at Lincoln, Neb., Feb. 3, 1982 (12-14, 1st)

Season**Made:**

1,081, 1990-91 (2,185 attempts)

Conference Made:

439, 1997-98 (976 attempts)

Attempted:

2,185, 1990-91 (1,081 made)

Conference Attempted:

976, 1997-98 (439 made)

Percentage:

.514, 1983-84 (786-1,529)

Conference Percentage:

.511, 1982-83 (346-677)

Opponent Percentage:

.521, 1979-80 (856-1,644)

Opponent Conference Percentage:

.530, 1979-80 (366-694)

Three-Point Field Goals**Game****Made:**

14, at Oklahoma, March 7, 1992 (36 attempts)

Attempted:

36, at Oklahoma, March 7, 1992 (14 made)

Percentage*:

.667, vs. Chicago State, Jan. 16, 1990 (8-12)

.667, vs. Western Illinois, Nov. 19, 1997 (10-15)

.667, vs. Pacific, Jan. 4, 2000 (10-15)

Conference Percentage*:

.600, at Oklahoma, Feb. 21, 1987 (8-13)

.600 vs. Kansas State, Feb. 3, 1990 (6-10)

Opponent Made:

17, at Oklahoma, Feb. 21, 1987 (27 attempts)

Opponent Attempted:

37; Baylor, Feb. 14, 1998 (9 made)

Opponent Percentage*:

.765, at Kansas State, Jan. 10, 1987 (13-17)

Minimum 10 attempts*Season****Made:**

194, 1993-94 (564 attempts)

Conference Made:

97, 1993-94 (275 attempts)

Attempted:

564, 1993-94 (194 made)

Conference Attempted:

275, 1993-94 (97 made)

Percentage:

.369, 1986-87 (120-325)

Conference Percentage:

.413, 1986-87 (52-126)

Opponent Percentage:

.423, 1986-87 (143-338)

Opponent Conference Percentage:

.500, 1986-87 (59-118)

Free Throws**Game****Made:**

43, vs. Texas, Jan. 3, 1996 (59 att.)

Attempted:

60, vs. Kansas State, Jan. 11, 1954 (36 made)

No Misses:

17, at Oklahoma State, Jan. 31, 1979

No Misses, Half:

17, vs. Oklahoma, at Kansas City, Mo., March 8, 1991 (1st, B8T)

Consecutive Made:

25 vs. Oklahoma, at Kansas City, Mo., Dec. 28, 1967

Opponent Made:

44, Oklahoma State, at Lincoln, Neb., Feb. 14,

1990 (52 attempts)

Opponent Attempted:

52, Oklahoma State, at Lincoln, Neb., Feb. 14, 1990 (44 made)

Opponent No Misses:

16, at Kansas State, Jan. 26, 1980

Season**Made:**

690, 1990-91 (981 attempts)

Conference Made:

301, 1990-91 (417 attempts)

Attempted:

981, 1990-91 (690 made)

Conference Attempted:

417, 1990-91 (301 made)

Percentage:

.765, 1967-68 (504-659)

Conference Percentage:

.782, 258-330, 1993-94 (258-330)

Consecutive Made:

34, 1985-86 (last 13 at Oklahoma, Jan. 29; first 21 at Colorado, Feb. 1)

Opponent Percentage:

.750, 1979-80 (389-519)

Opponent Conference Percentage:

.800, 1979-80 (179-212)

Rebounds**Game**

Rebounds:
77, vs. Kansas State, Feb. 18, 1957
Opponent:
77, at Kansas, Feb. 23, 1957

Season

Rebounds:
1,454, 1990-91 (34 games)
Conference:
655, 1959-60 (14 games)
Average:
48.8, 1959-60 (1,170 in 24 games)
Conference Average:
46.8, 1959-60 (655 in 14 games)
Highest Margin:
+6.6, 1990-91 (42.8-36.2)
Highest Rebound Percentage:
.542, 1990-91 (1,454-1,230)
Opponent Average:
49.6, 1959-60 (1,191 in 24 games)

Assists (Since 1974)**Game**

Assists:
36, vs. Montana State, Dec. 23, 1977
Conference:
31, vs. Iowa State, Feb. 4, 1973
Opponent:
36, at Oklahoma, Feb. 21, 1987

Season

Assists:
696, 1990-91 (34 games)
Conference:
289, 1984-85 (14 games)
Average:
20.5, 1984-85 (615 in 30 games)
Conference Average:
20.6, 1984-85 (289 in 14 games)
Opponent:
579, 1990-91 (34 games)
Opponent Conference:
309, 1989-90 (14 games)

Turnovers (Since 1978)**Game**

Fewest:
4, vs. Pacific (Calif.), at Las Cruces, N.M.,
Dec. 19, 1975;
4, vs. Kansas State, Feb. 3, 1982
4, vs. Oklahoma, Feb. 2, 1983
Most:
30, at Iowa State, Jan. 20, 1988; at Ohio
State, Dec. 14, 1988
30, vs. Texas, Jan. 3, 1996
Fewest by Opponent:
4, by Western Kentucky at Evansville,
Jan. 3, 1985, March 14, 1986 (NCAA)
Most by Opponent:
35, Denver, at Lincoln, Neb., Nov. 26, 1982

Season

Fewest:
302, 1981-82 (28 games)
Fewest Conference:
132, 1981-82 (14 games)
Most:
627, 1995-96 (35 games)
Most Conference:
310; 1999-2000 (16 games)
Fewest Per Game:
10.8, 1981-82 (302 in 29 games)
Most Per Game:
19.3, 1999-2000 (579 in 30 games)
Fewest Opponent:
363, 1985-86 (30 games)
Fewest Opponent Conference:
168, 1984-85 (14 games)
Most Opponent:
618, 1990-91 (34 games)
Most Opponent Conference:
291, 1998-99 (16 games)

Blocked Shots (Since 1978)**Game**

Most:
15, vs. Coppin State, Dec. 6, 1996
Conference:
11, vs. Kansas State, Jan. 12, 1995
Opponent:
13, vs. Kansas State, Jan. 15, 1997

Season

Most:
202, 1996-97 (33 games)
Conference:
85, 1996-97 (16 games)
Opponent:
141, 1996-97 (33 games)
Opponent Conference:
88, 1996-97 (16 games)

Steals (Since 1978)**Game**

Steals:
23, vs. Texas Tech, March 4, 1999
Conference:
21, vs. Texas, Jan. 10, 1999
Opponent:
20, at Oklahoma, Jan. 14, 1993

Season

Steals:
359, 1998-99 (33 games)
Conference:
166, 1998-99 (16 games)
Opponent:
327, 1995-96 (35 games)
Opponent Conference:
165, 1991-92 (14 games)

Games**Season**

Played:
35, 1995-96 (21-14)
Victories:
26, 1990-91 (8 losses)
Conference Victories:
12, 1915-16 (12-0)
12, 1965-66 (12-2)
Home Victories:
17, 1982-83 (1 loss)
Road Victories:
12, 1990-91 (7 losses)
Percentage:
.933, 1911-12 (14-1)
Conference Percentage:
1.000, 1911-12 (8-0)
1.000, 1912-13 (10-0)
1.000, 1913-14 (7-0)
1.000, 1915-16 (12-0)
Losses:
19, 1962-63 (6 wins)
1999-2000 (11 wins)
Conference Losses:
13, 1962-63 (1 win)
Home Losses:
9, 1931-32 (1 win); 1962-63 (4 wins)
Road Losses:
13, 1951-52 (0 wins)
13, 1963-64 (1 win)
13, 1999-2000 (1 win)
Overtimes:
4, 1955-56 (won 3)
4, 1979-80 (won 3)
4, 1986-87 (won 4)
4, 1996-97 (won 2)
Overtimes, Game:
4, Nebraska 92, Alabama-Birmingham 84,
at Lincoln, Neb., Dec. 22, 1979

Single-Season Individual Leaders

Points Scored

1. Dave Hoppen (1985).....	704
2. Tyronn Lue (1998).....	678
3. Eric Piatkowski (1994).....	646
4. Tyronn Lue (1997).....	603
5. Andre Smith (1980).....	600
6. Dave Hoppen (1984).....	598
7. Jaron Boone (1995).....	559
8. Marvin Stewart (1971).....	556
9. Chuck Jura (1972).....	551
10. Rich King (1991).....	526

Scoring Average

(Minimum 400 points)

	<u>G</u>	<u>Pts.</u>	<u>Avg.</u>
1. Dave Hoppen (1985).....	30	704	23.5
2. Dave Hoppen (1986).....	19	420	22.1
3. Eric Piatkowski (1994).....	30	646	21.5
4. Marvin Stewart (1971).....	26	556	21.4
5. Chuck Jura (1972).....	26	551	21.2
6. Tyronn Lue (1998).....	32	678	21.2
7. Jerry Fort (1975).....	26	525	20.2
8. Dave Hoppen (1984).....	30	598	19.9
9. Andre Smith (1980).....	31	600	19.4
10. Stuart Lantz (1968).....	25	482	19.3

Field Goals Made

1. Dave Hoppen (1985).....	270
2. Tyronn Lue (1998).....	240
3. Andre Smith (1980).....	237
4. Eric Piatkowski (1994).....	226
5. Chuck Jura (1972).....	220
Dave Hoppen (1984).....	220
7. Jerry Fort (1975).....	218
8. Marvin Stewart (1971).....	215
Tyronn Lue (1997).....	215
10. Jerry Fort (1974).....	207

Field Goals Attempted

1. Tyronn Lue (1998).....	547
2. Jerry Fort (1975).....	508
3. Jim Buchanan (1952).....	484
Jerry Fort (1974).....	484
5. Tyronn Lue (1997).....	476
6. Eric Piatkowski (1994).....	456
7. Jaron Boone (1995).....	455
8. Jerry Fort (1976).....	452
9. Marvin Stewart (1971).....	426
10. Dave Hoppen (1985).....	418

Field Goal Percentage

(Minimum 5 att. per team game)

	<u>FG-FGA</u>	<u>Pct.</u>
1. Larry Cox (1976).....	133-198	.672
2. Dave Hoppen (1985).....	270-418	.646
3. Dave Hoppen (1986).....	151-245	.616
4. Andre Smith (1980).....	237-388	.611
5. Dave Hoppen (1984).....	220-367	.599
6. Chuck Jura (1971).....	181-306	.592
7. Pete Manning (1988).....	111-188	.590
8. Andre Smith (1981).....	185-314	.5892
9. Larry Cox (1975).....	93-158	.5886
10. Mikki Moore (1997).....	144-247	.583

Three-Point Field Goals Made

1. Tyronn Lue (1998).....	78
2. Jaron Boone (1995).....	70
3. Eric Piatkowski (1994).....	63
4. Cary Cochran (2000).....	62
5. Chris Cresswell (1992).....	59
Jaron Boone (1996).....	59
7. Brian Carr (1987).....	58
8. Ray Richardson (1989).....	57
9. Erick Strickland (1995).....	54
10. Danny Walker (2000).....	53

Three-Point Field Goals Attempted

1. Tyronn Lue (1998).....	209
2. Jaron Boone (1995).....	182
3. Eric Piatkowski (1994).....	172
4. Jaron Boone (1996).....	167
5. Erick Strickland (1995).....	160
Cary Cochran (2000).....	160
7. Brian Carr (1987).....	157
8. Erick Strickland (1996).....	148
9. Chris Cresswell (1992).....	147
10. Ray Richardson (1989).....	145
Danny Walker (2000).....	145

Three-Point Percentage

(Minimum 25 made)

	<u>3FG-Att.</u>	<u>Pct.</u>
1. Clifford Scales (1991).....	26-57	.456
2. Henry T. Buchanan (1987).....	28-62	.452
3. Jamar Johnson (1992).....	39-95	.411
4. Chris Cresswell (1992).....	59-147	.401
5. Cary Cochran (1999).....	39-98	.398
6. Cookie Belcher (1997).....	30-76	.395
7. Ray Richardson (1989).....	57-145	.393
8. Beau Reid (1988).....	26-67	.388
Cary Cochran (2000).....	62-160	.388
10. Jaron Boone (1995).....	70-182	.385

Free Throws Made

1. Jack Moore (1980).....	184
2. Dave Hoppen (1985).....	164
3. Dave Hoppen (1984).....	158
4. Bob Gratopp (1969).....	141
5. Tom Russell (1962).....	140
6. Tony Farmer (1991).....	137
7. Herschell Turner (1959).....	136
Stuart Lantz (1968).....	136
9. Eric Piatkowski (1994).....	131
10. Venson Hamilton (1999).....	130

Free Throws Attempted

1. Kimani Ffriend (2000).....	227
2. Bill Johnson (1954).....	212
3. Jack Moore (1980).....	211
4. Dave Hoppen (1985).....	210
5. Dave Hoppen (1984).....	208
6. Venson Hamilton (1999).....	198
7. Tony Farmer (1991).....	197
8. Andre Smith (1980).....	189
9. Herschell Turner (1959).....	183
10. Tom Russell (1962).....	182
Stuart Lantz (1968).....	182

Free Throw Percentage

(Minimum two attempts per team game)

	FT-FTA	Pct.
1. Jack Moore (1982)	123-131	.939
2. Jack Moore (1981)	118-128	.922
3. Jack Moore (1980)	184-211	.872
4. David Ponce (1984)	67-77	.870
5. Kent Reckewey (1973)	35-41	.854
6. Tom Baack (1966)	92-108	.852
7. Brian Carr (1986)	79-93	.849
8. Jeff Rekeweg (1988)	74-88	.841
Jamar Johnson (1992)	53-63	.841
10. Clifford Scales (1990)	84-100	.840

Rebounds

1. Venson Hamilton (1999)	335
2. Venson Hamilton (1998)	315
3. Chuck Jura (1972)	305
4. Leroy Chalk (1971)	290
5. Rich King (1991)	274
6. Venson Hamilton (1997)	269
7. Kimani Ffriend (2000)	263
8. Dave Hoppen (1985)	258
9. Leroy Chalk (1969)	257
10. Derrick Chandler (1993)	252

Rebound Average

(Minimum 175 rebounds)

	G	Reb.	Avg.
1. Chuck Jura (1972)	26	305	11.7
2. Rex Ekwall (1955)	21	241	11.5
3. Bill Johnson (1954)	21	236	11.2
4. Leroy Chalk (1971)	26	290	11.1
5. Rex Ekwall (1956)	21	224	10.7
6. Venson Hamilton (1999)	33	335	10.2
7. Leroy Chalk (1969)	26	257	9.9
8. Venson Hamilton (1998)	32	315	9.8
Leroy Chalk (1970)	24	235	9.8
Herschell Turner (1959)	25	244	9.8

Assists

1. Brian Carr (1985)	237
2. Brian Carr (1986)	201
3. Brian Carr (1987)	166
4. Tyronn Lue (1998)	152
5. Jack Moore (1980)	145
6. Tyronn Lue (1996)	144
7. Cookie Belcher (1999)	138
8. Tyronn Lue (1997)	136
9. Eric Johnson (1989)	135
Beau Reid (1989)	135

Assists Per Game

(Minimum 100 Assists)

	G	Assists	APG
1. Brian Carr (1985)	30	237	7.90
2. Brian Carr (1986)	30	201	6.70
3. Brian Carr (1987)	33	166	5.03
4. Tyronn Lue (1998)	32	152	4.75
5. Jack Moore (1980)	31	145	4.68
6. Jamar Johnson (1992)	28	130	4.64
7. Jamar Johnson (1994)	28	123	4.39
8. Cookie Belcher (1999)	32	138	4.31
9. Erick Strickland (1995)	31	133	4.29
10. Tyronn Lue (1997)	32	136	4.25

Steals

1. Cookie Belcher (1999)	102
2. Erick Strickland (1995)	89
3. Cookie Belcher (1997)	87
4. Cookie Belcher (1998)	75
5. Eric Johnson (1989)	68
6. Brian Carr (1987)	67
Venson Hamilton (1999)	67
8. Clifford Scales (1991)	64
9. Tyronn Lue (1998)	63
10. Erick Strickland (1996)	61

Blocked Shots

1. Derrick Chandler (1992)	91
2. Mikki Moore (1997)	88
3. Kimani Ffriend (2000)	85
4. Venson Hamilton (1999)	80
5. Mikki Moore (1996)	71
6. Rich King (1991)	68
7. Mikki Moore (1995)	67
8. Venson Hamilton (1998)	66
9. Venson Hamilton (1997)	56
10. Derrick Chandler (1993)	53

Minutes Played

1. Dave Hoppen (1985)	1,155
2. Tyronn Lue (1997)	1,150
3. Tyronn Lue (1998)	1,149
4. Jack Moore (1980)	1,143
5. Andre Smith (1980)	1,141
6. Brian Carr (1985)	1,120
7. Jaron Boone (1996)	1,105
8. Erick Strickland (1996)	1,087
9. Venson Hamilton (1999)	1,074
10. Brian Carr (1987)	1,065



Derrick Chandler blocked 144 shots during his two-year career. He holds the NU single-season blocked shots record with 91 rejections in 1991-92.

Husker Career Leaders

Points

1. Dave Hoppen (1983-86)	2,167
2. Eric Piatkowski (1991-94)	1,934
3. Jerry Fort (1973-76)	1,882
4. Andre Smith (1978-81)	1,717
5. Jaron Boone (1993-96)	1,609
6. Erick Strickland (1993-96)	1,586
7. Tyronn Lue (1996-98)	1,577
8. Rich King (1988-91)	1,475
9. Venson Hamilton (1996-99)	1,416
10. Carl McPipe (1976-79)	1,300
11. Tom Baack (1966-68)	1,299
12. Stuart Lantz (1966-68)	1,269
13. Chuck Jura (1970-72)	1,255
14. Larry Florence (1997-2000)	1,223
15. Jack Moore (1979-82)	1,204
16. Brian Carr (1984-87)	1,182
17. Brian Banks (1976-79)	1,150
18. Marvin Stewart (1969-71)	1,138
19. Clifford Scales (1988-91)	1,136
Carl Hayes (1990-92)	1,136
21. Cookie Belcher (1997-present)	1,060
22. Herschell Turner (1958-60)	1,056

Scoring Average

(Minimum 675 Points)

	G	PTS	AVG
1. Dave Hoppen (1983-86)	111	2,167	19.5
2. Jerry Fort (1973-76)	105	1,882	17.9
3. Tom Baack (1966-68)	75	1,299	17.3
4. Marvin Stewart (1969-71)	75	1,138	17.2
5. Stuart Lantz (1969-71)	75	1,269	16.9
6. Chuck Jura (1970-72)	77	1,255	16.3
7. Tyronn Lue (1996-98)	99	1,577	15.9
8. Eric Piatkowski (1991-94)	123	1,934	15.7
9. Andre Smith (1978-81)	114	1,717	15.1
10. Herschell Turner (1958-60)	72	1,056	14.7

Field Goals Made

1. Dave Hoppen (1983-86)	804
2. Jerry Fort (1973-76)	777
3. Eric Piatkowski (1991-94)	676
4. Andre Smith (1978-81)	673
5. Jaron Boone (1993-96)	575
6. Rich King (1988-91)	564
7. Tyronn Lue (1996-98)	560
8. Carl McPipe (1976-79)	546
9. Erick Strickland (1993-96)	535
10. Venson Hamilton (1996-99)	528

Field Goals Attempted

1. Jerry Fort (1973-76)	1,793
2. Eric Piatkowski (1991-94)	1,436
3. Dave Hoppen (1983-86)	1,341
4. Jaron Boone (1993-96)	1,327
5. Tyronn Lue (1996-98)	1,255
6. Erick Strickland (1993-96)	1,219
7. Larry Florence (1997-2000)	1,150
8. Andre Smith (1978-81)	1,148
9. Tom Baack (1966-68)	1,138
10. Carl McPipe (1976-79)	1,126

Field Goal Percentage

(Minimum 400 attempts)

	FG-FGA	Pct.
1. Larry Cox (1974-76)	270-432	.625
2. Dave Hoppen (1983-86)	804-1,341	.600
3. Andre Smith (1978-81)	673-1,148	.586
4. Rich King (1988-91)	564-1,000	.564
5. Bruce Chubick (1991-94)	303-540	.561
6. Mikki Moore (1994-97)	274-676	.553
7. Chuck Jura (1970-72)	500-910	.549
Bernard Day (1985-86)	309-567	.545
9. Pete Manning (1988-89)	242-446	.543
10. Richard van Poelgeest (1987-90)	250-472	.530

Three-Point Field Goals Made

1. Eric Piatkowski (1991-94)	202
2. Jaron Boone (1993-96)	181
3. Erick Strickland (1993-96)	179
4. Tyronn Lue (1996-98)	145
5. Ray Richardson (1989-90)	105
6. Chris Cresswell (1990-92)	103
7. Cary Cochran (1999-present)	101
8. Cookie Belcher (1997-present)	98
9. Jamar Johnson (1992-94)	95
10. Beau Reid (1988-91)	86

Three-Point Field Goals Attempted

1. Eric Piatkowski (1991-94)	564
2. Erick Strickland (1993-96)	512
3. Jaron Boone (1993-96)	501
4. Tyronn Lue (1996-98)	407
5. Cookie Belcher (1997-present)	307
6. Ray Richardson (1989-90)	278
7. Jamar Johnson (1992-94)	264
8. Chris Cresswell (1990-92)	261
9. Cary Cochran (1999-present)	258
10. Beau Reid (1988-91)	242

Three-Point Field Goal Percentage

(Minimum 90 attempts)

	3FG	3PA	Pct.
1. Clifford Scales (1988-91)	45	110	.409
2. Henry T. Buchanan (1987-88)	67	165	.406
3. Chris Cresswell (1990-92)	103	261	.395
4. Cary Cochran (1999-present)	101	258	.391
5. Ray Richardson (1989-90)	105	278	.378
6. Brian Carr (1984-87)	58	157	.369
7. Danny Walker (2000-present)	53	145	.366
8. Jaron Boone (1993-96)	181	501	.361
9. Jamar Johnson (1992-94)	95	264	.360
10. Eric Piatkowski (1991-94)	202	564	.358

Free Throws Made

1. Dave Hoppen (1983-86)	559
2. Jack Moore (1979-82)	446
3. Eric Piatkowski (1991-94)	380
4. Andre Smith (1978-81)	371
5. Venson Hamilton (1996-99)	360
6. Rich King (1988-91)	345
7. Erick Strickland (1993-96)	337
8. Jerry Fort (1973-76)	328
9. Bob Gratopp (1968-70)	316
10. Herschell Turner (1958-60)	314

Free Throw Attempts

1. Dave Hoppen (1983-86)	724
2. Venson Hamilton (1996-99)	590
3. Andre Smith (1978-81)	562
4. Rich King (1988-91)	510
5. Jack Moore (1979-82)	495
6. Eric Piatkowski (1991-94)	489
7. Jerry Fort (1973-76)	486
8. Bill Johnson (1952-54)	484
9. Herschell Turner (1958-60)	474
10. Erick Strickland (1993-96)	434

Free Throw Percentage

(Minimum 200 Attempts)

	<u>FT-FTA</u>	<u>Pct.</u>
1. Jack Moore (1979-82)	446-495	.901
2. Tom Baack (1966-68)	247-297	.832
3. Brian Carr (1984-87)	230-287	.801
4. Bob Gratopp (1968-70)	316-400	.790
Jamar Johnson (1992-94)	166-210	.790
6. Tyronn Lue (1996-98)	312-396	.788
7. Eric Piatkowski (1991-94)	380-489	.777
8. Erick Strickland (1993-96)	337-434	.776
9. Dave Hoppen (1983-86)	559-724	.772
10. Clifford Scales (1988-91)	209-272	.768

Rebounds (Since 1952)

1. Venson Hamilton (1996-99)	1,080
2. Leroy Chalk (1969-71)	782
3. Dave Hoppen (1983-86)	773
4. Rich King (1988-91)	761
5. Andre Smith (1978-81)	753
6. Chuck Jura (1970-72)	740
7. Carl McPipe (1976-79)	723
8. Rex Ekwall (1955-57)	679
9. Eric Piatkowski (1991-94)	664
10. Mikki Moore (1994-97)	661

Rebound Average

(Minimum 400 Rebounds)

	<u>G</u>	<u>Reb.</u>	<u>Avg.</u>
1. Rex Ekwall (1955-57)	65	679	10.4
2. Leroy Chalk (1969-71)	76	782	10.3
3. Chuck Jura (1970-72)	77	740	9.6
4. Bill Johnson (1952-54)	65	569	9.5
5. Tom Russell (1961-62)	49	432	8.8
6. Herschell Turner (1958-60)	72	626	8.7
7. Venson Hamilton (1996-99)	129	1,080	8.4
8. Derrick Chandler (1992-93)	60	490	8.2
9. Stuart Lantz (1966-68)	75	571	7.6
10. Albert Maxey (1959-60)	49	351	7.2
Don Smidt (1956-58)	68	488	7.2

Assists (Since 1974)

1. Brian Carr (1984-87)	682
2. Jaron Boone (1993-96)	446
3. Tyronn Lue (1996-98)	432
4. Erick Strickland (1993-96)	414
5. Jack Moore (1979-82)	382
6. Jamar Johnson (1992-94)	355
7. Clifford Scales (1988-91)	354
8. Cookie Belcher (1997-present)	346
9. Beau Reid (1988-91)	344
10. Eric Piatkowski (1991-94)	322

Steals (Since 1978)

1. Cookie Belcher (1997-present)	271
2. Erick Strickland (1993-96)	257
3. Venson Hamilton (1996-99)	186
4. Clifford Scales (1988-91)	177
5. Brian Carr (1984-87)	159
6. Tyronn Lue (1996-98)	154
7. Larry Florence (1997-2000)	137
8. Jaron Boone (1993-96)	131
9. Jack Moore (1979-82)	128
Eric Johnson (1988-89)	128

Blocked Shots (Since 1978)

1. Venson Hamilton (1996-99)	241
2. Mikki Moore (1994-97)	236
3. Rich King (1988-91)	183
4. Derrick Chandler (1992-1993)	144
5. Kimani Ffriend (2000-present)	85
6. Carl Hayes (1990-92)	70
7. Eric Piatkowski (1991-94)	64
Bruce Chubick (1991-94)	64
9. Cookie Belcher (1997-present)	62
10. Andre Smith (1978-81)	61

Games Played

1. Venson Hamilton (1996-99)	129
2. Terrance Badgett (1993-96)	127
Jaron Boone (1993-96)	127
Erick Strickland (1993-96)	127
5. Rich King (1988-91)	124
Andy Markowski (1996-99)	124
7. Clifford Scales (1988-91)	123
Brian Carr (1984-87)	123
Eric Piatkowski (1991-94)	123
Larry Florence (1997-2000)	123

Games Started

1. Dave Hoppen (1983-86)	111
2. Larry Florence (1997-2000)	105
3. Jaron Boone (1993-96)	102
4. Cookie Belcher (1997-present)	99
5. Jerry Fort (1973-76)	97
6. Tyronn Lue (1996-98)	96
7. Brian Carr (1984-87)	93
8. Clifford Scales (1988-91)	92
9. Eric Piatkowski (1991-94)	89
10. Venson Hamilton (1996-99)	88

Minutes Played

1. Brian Carr (1984-87)	3,739
2. Dave Hoppen (1983-86)	3,711
3. Jaron Boone (1993-96)	3,624
4. Eric Piatkowski (1991-94)	3,418
5. Jack Moore (1979-82)	3,372
6. Venson Hamilton (1996-99)	3,332
7. Clifford Scales (1988-91)	3,316
8. Tyronn Lue (1996-98)	3,293
9. Erick Strickland (1993-96)	3,235
10. Larry Florence (1997-2000)	3,125
11. Cookie Belcher (1997-present)	3,072

Nebraska Team Season Bests

Victories

1. 1991	26
2. 1920	22
1978	22
1983	22
5. 1987	21
1996	21
7. 1966	20
1993	20
1994	20
1998	20
1999	20

Winning Percentage

1. 1912933 (14-1)
2. 1916929 (13-1)
3. 1920917 (22-2)
4. 1913895 (17-2)
5. 1906857 (12-2)
6. 1914833 (15-3)
1921833 (15-3)
8. 1966800 (20-5)
9. 1991765 (26-8)
10. 1978733 (22-8)

Losses

1. 1963	19
2000	19
3. 1964	18
1988	18
1990	18
6. 1932	17
1945	17
1952	17
1960	17
1973	17

Points Scored

1. 1991	2,977
2. 1996	2,808
3. 1994	2,620
4. 1989	2,535
5. 1995	2,510
6. 1993	2,497
7. 1987	2,472
8. 1997	2,407
9. 1992	2,334
10. 1998	2,290

Scoring Average

1. 1991	87.6
2. 1994	87.3
3. 1990	80.7
4. 1992	80.5
1993	80.5
6. 1996	80.2
7. 1967	78.9
8. 1995	78.4
9. 1968	78.2
10. 1966	77.2

Field Goals Made

1. 1991	1,081
2. 1996	1,007
3. 1994	956
4. 1989	936
5. 1993	908
6. 1995	907
7. 1987	904
8. 1997	895
9. 1985	873
10. 1998	867

Field Goals Attempted

1. 1991	2,185
2. 1996	2,089
3. 1989	1,991
4. 1994	1,978
5. 1993	1,975
6. 1995	1,947
7. 1998	1,938
8. 1987	1,933
9. 1997	1,927
10. 1992	1,826

Field Goal Percentage

1. 1984514
2. 1983513
3. 1985512
4. 1986511
5. 1980508
6. 1971505
7. 1991495
8. 1981490
9. 1978489
10. 1972486

Three-Point Field Goals Made

1. 1994	194
2. 1992	183
3. 1996	176
4. 1995	173
5. 1993	158
6. 1998	150
7. 2000	144
8. 1991	125
9. 1989	122
10. 1987	120

Three-Point FG Attempted

1. 1994	564
2. 1995	504
3. 1996	494
4. 1992	489
5. 1993	468
6. 1998	436
7. 2000	434
8. 1999	365
9. 1991	358
10. 1997	349

Three-Point FG Percentage


1. 1992374
2. 1987369
3. 1989364
4. 1988358
5. 1996356
6. 1990351
7. 1991349
8. 1994344
1998344
10. 1995343

Free Throws Made

1. 1991	690
2. 1996	618
3. 1987	544
4. 1989	541
5. 1969	527
6. 1993	523
1995	523
8. 1994	514
9. 1953	510
10. 1980	507

Free Throws Attempted

1. 1991	981
2. 1996	897
3. 1989	808
4. 1953	795
5. 1987	778
6. 1954	772
7. 1995	766
8. 1993	765
9. 1997	752
10. 1992	739
1969	739



Eric Johnson holds the Devaney Center record for free throws in a game with 16 against Creighton in 1988.

Free Throw Percentage

1. 1968	756
2. 1981	750
3. 1980	749
4. 1994	745
5. 1986	743
6. 1982	741
7. 1967	727
8. 1976	724
9. 1985	720
10. 1988	718

Rebounds

1. 1991	1,454
2. 1996	1,353
3. 1994	1,320
4. 1992	1,305
5. 1997	1,295
6. 1989	1,292
7. 1993	1,283
8. 1998	1,263
9. 2000	1,217
10. 1995	1,209

Rebound Average

1. 1960	48.8
1961	48.8
3. 1962	45.1
4. 1992	45.0
5. 1959	44.9
6. 1963	44.0
7. 1974	43.4
8. 1991	42.8
9. 1964	42.5
10. 1966	42.4

Assists (Since 1974)

1. 1991	696
2. 1985	615
3. 1996	608
4. 1989	592
5. 1994	581
6. 1995	572
7. 1986	558
8. 1983	555
9. 1993	540
1992	540

Fewest Turnovers (Since 1977)

1. 1982	302
2. 1981	318
3. 1985	339
4. 1986	341
5. 1979	364

Most Turnovers (Since 1977)


1. 1996	627
2. 1991	610
3. 1999	597
4. 1997	585
5. 1989	580

Blocked Shots (Since 1978)

1. 1997	202
2. 1996	185
3. 1992	169
4. 1991	165
5. 1999	158
6. 1998	156
7. 1995	151
8. 2000	145
9. 1993	131
10. 1994	117

Steals (Since 1978)

1. 1999	359
2. 1998	319
3. 1991	315
4. 1995	299
5. 1997	298
6. 1996	292
7. 1988	274
8. 1994	267
9. 1993	262
10. 1987	257



Eric Piatkowski (above) and Bruce Chubick are the only players in school history to play on four straight NCAA Tournament teams.

Husker Season Defensive Records

Fewest Points Allowed

1. 1950	1,233
2. 1949	1,322
3. 1951	1,345
4. 1948	1,356
5. 1953	1,432
6. 1958	1,478
7. 1959	1,504
8. 1955	1,508
9. 1960	1,516
10. 1957	1,519

Fewest Points Allowed Per Game

1. 1949	50.8
2. 1950	53.6
3. 1982	55.3
4. 1948	56.5
5. 1951	58.5
6. 1959	60.2
7. 1983	60.9
8. 1977	61.1
9. 1984	61.6
10. 1981	62.0

Fewest Points Allowed, Game

- 32 vs. South Dakota, Dec. 3, 1949 (NU 61)
- 34 vs. Kansas, Jan. 8, 1949 (52)
- 38 vs. South Dakota, Dec. 16, 1947 (65)
38 vs. Santa Clara, Dec. 12, 1950 (53)
38 vs. Kansas, Feb. 11, 1961 (33)
- 39 at San Jose State, Dec. 29, 1947 (38)
39 vs. Northwest Missouri State, Dec. 1, 1948 (59)
39 at Kansas, Feb. 11, 1961 (33)
39 vs. Northwest Missouri State, Dec. 8, 1949 (58)
39 vs. Northwest Missouri State, Dec. 4, 1950 (61)
39 vs. Air Force, Dec. 8, 1962 (43)

Most Points Allowed

1. 1991	2,977
2. 1996	2,643
3. 1988	2,578
4. 1987	2,454
5. 1994	2,419

Most Points Allowed Per Game

1. 1990	86.1
2. 1994	80.6
3. 1991	78.2
4. 1989	78.1
5. 1967	77.6

100-Point Games Against NU

- 133 at Oklahoma, Feb. 21, 1987 (NU 97)
- 119 by Marshall, March 13, 1967 (88, NIT)
- 117 at Oklahoma, Jan. 13, 1996 (100, 3OT)
- 115 at Oklahoma, Feb. 14, 1994 (111, OT)
- 114 at Kansas State, Jan. 10, 1987 (82)
114 at Iowa State, Jan. 28, 1988 (76)
- 113 at Oklahoma, March 5, 1988 (93)
113 by Oklahoma, March 8, 1991 (117, B8T, OT)
- 112 at Houston, Dec. 12, 1969 (82)
- *111 by Missouri, Jan. 13, 1990 (95)
- 110 at Kansas, Feb. 26, 1966 (73)
- 109 at California-Irvine, Nov. 28, 1986 (101)
109 by Southwestern Louisiana, Dec. 29, 1992 (80)
109 by Northern Iowa, Dec. 16, 1995 (104)
- 108 at Kansas State, March 10, 1953 (80)
- 107 at Missouri, Feb. 10, 1990 (85)
107 by Oklahoma, March 13, 1992 (85, B8T)
- 106 at Oklahoma, March 7, 1992 (97)
106 by Oregon, Nov. 25, 1995 (114, OT)
- 105 at Oklahoma, Jan. 31, 1990 (64)
105 at Texas, Jan. 21, 1998 (91)
- 103 at Ohio State, Dec. 14, 1988 (76)
103 at Oklahoma, March 4, 1989 (76)
103 vs. Oklahoma State, Feb. 14, 1990 (84)
103 at Kansas, Jan. 25, 1992 (78)
- 102 at Kansas, Feb. 8, 1958 (46)
102 at Wyoming, Dec. 7, 1966 (98)
102 at Oklahoma, Jan. 14, 1993 (89)
102 at Texas, Jan. 4, 1995 (74)
- 101 at Iowa State, Feb. 24, 1990 (85)
101 at Southern Utah, Nov. 30, 1992 (106)
101 at Michigan State, Dec. 4, 1991 (78)
101 at Texas Christian, March 15, 1999 (89)
- 100 by Kansas State, Dec. 26, 1963 (78)
100 at Kansas, Feb. 17, 1970 (87)
100 vs. Pepperdine, Dec. 2, 1989 (104)

Note: Nebraska is 4-32 when allowing 100 or more points, (wins indicated in bold). *Most points scored against NU in Lincoln.

100-Point Husker Outings

- 117 vs. Oklahoma (113), March 8, 1991 (B8T, OT)
117 vs. Harvard (79), Dec. 1, 1989
- 116 vs. Texas-Arlington (95), Dec. 21, 1992
116 vs. Nevada-Reno (71), Dec. 14, 1970
- 114 vs. Oregon (106), Nov. 25, 1995 (OT)
- 113 vs. Tennessee Tech (92), Dec. 14, 1990
113 vs. Augustana, S.D. (69), Nov. 26, 1983
- *111 at Oklahoma (115), Feb. 14, 1994 (OT)
111 vs. Portland (85), Dec. 4, 1993
111 at Oklahoma (99), Jan. 26, 1991
111 vs. Fullerton State (74), Dec. 4, 1967
- 110 vs. Oklahoma (90), Jan. 27, 1968
- 108 vs. Colgate (76), Dec. 4, 1992
108 vs. Appalachian State (71), Dec. 31, 1994
- 107 vs. St. Louis (79), Nov. 23, 1990
- 106 vs. Colorado (67), Jan. 8, 1994
106 at Southern Utah (101), Nov. 30, 1991
- 105 vs. Oklahoma (88), March 11, 1994 (B8T)
105 vs. Oklahoma (93), Feb. 16, 1991
105 vs. Toledo (68), Dec. 8, 1990
105 vs. Northwest Missouri State (64), Jan. 5, 1987
105 vs. Eastern Washington (71), Jan. 14, 1984
- 104 vs. Pepperdine (100), Dec. 2, 1989
104 vs. Montana State (60), Dec. 23, 1978
104 vs. Northern Iowa (109), Dec. 16, 1995

- 26. 102 vs. Iowa State (86), Feb. 12, 1994
102 vs. Eastern Washington (67), Dec. 21, 1991
- 28. 101 at Wisconsin (88), Dec. 1, 1965
101 vs. South Dakota (69), Dec. 1, 1984
101 at California-Irvine (109), Nov. 28, 1986
101 vs. Northeastern Illinois (60), Dec. 21, 1994
- 32. 100 vs. Washington State (75), Dec. 12, 1966
100 vs. South Dakota State (83), Nov. 30, 1979
100 vs. Illinois (73), Nov. 24, 1990
100 vs. Creighton (83), Dec. 10, 1992
100 vs. Southern Utah (85), Jan. 5, 1993
100 at Colorado (86), Feb. 8, 1995
100 at Oklahoma (117), Jan. 13, 1996 (3OT)

Note: Nebraska is 34-4 when it has scored 100 or more points
*Most points scored in loss

Fewest Points By NU, Game

- 1. 28 at Kansas State (53), March 1, 1949
- 2. 33 vs. Kansas (38), Feb. 11, 1961
- 3. 34 vs. Kansas State (48), Dec. 27, 1948
- 4. 35 vs. Oklahoma State (52), March 16, 1949
- 5. 36 at Kansas (49), Feb. 11, 1950
36 at Kansas State (71), Jan. 12, 1952
- 7. 38 at San Jose State (39), Dec. 29, 1947
- 8. 39 at Oklahoma (66), Feb. 10, 1958
39 at Oklahoma State (54), Feb. 7, 1959
39 vs. Kansas (45), Feb. 23, 1963
39 vs. Kansas State (41), March 7, 1984

Most Points Scored by Both Teams

- 1. 230 at Oklahoma 133, Nebraska 97, Feb. 21, 1987;
230 Nebraska 117, Oklahoma 113, March 8, 1991 (B8T, OT)
- 3. 226 at Oklahoma 115, Nebraska 111, Feb. 14, 1994 (OT)
- 4. 220 Nebraska 114, Oregon 106, Nov. 25, 1995 (OT)
- 5. 217 at Oklahoma 117, Nebraska 100, Jan. 13, 1996 (3OT)
- 6. 213 Northern Iowa 109, Nebraska 104, Dec. 16, 1995
- 7. 211 at Nebraska 116, Texas-Arlington 95, Dec. 21, 1992
- 8. 210 Nebraska 111, at Oklahoma 99, Jan. 26, 1991
210 at California-Irvine 109, Nebraska 101, Nov. 28, 1986
- 10. 207 Marshall 119, Nebraska 88, March 13, 1967 (NIT)
207 Nebraska 106, at Southern Utah 101, Nov. 30, 1991

Fewest Points Scored by Both Teams

- 1. 71 Kansas 38, at Nebraska 33, Feb. 11, 1961
- 2. 77 at San Jose State 39, Nebraska 38, Dec. 29, 1947
- 3. 80 Kansas State 41, at Nebraska 39, March 7, 1984 (B8T)
- 4. 81 at Kansas State 53, Nebraska 28, March 1, 1949
- 5. 82 Kansas State 48, Nebraska 34, Dec. 27, 1948 (KC,B7HT)
82 at Nebraska 43, Air Force 39, Dec. 8, 1962
- 7. 84 at Nebraska 43, Kansas 41, Feb. 22, 1958
84 Kansas 45, at Nebraska 39, Feb. 23, 1963
- 9. 85 Nebraska 44, at Iowa State 41, Feb. 19, 1949
85 at Kansas 49, Nebraska 36, Feb. 11, 1950

10 Largest Crowds to See NU, All Time

- 25,348 Xavier, at Minneapolis, Minn., March 14, 1991 (NCAA)
- 17,876 Iowa State, at Kansas City, Mo., March 8, 1996 (B8T)
- 17,496 Missouri, at Kansas City, Mo., March 12, 1994 (B8T)
- 17,200 Missouri, at Kansas City, Mo., March 5, 1982 (B8T)
- 17,153 Oklahoma, at Kansas City, Mo., March 8, 1991 (B8T)
- 17,104 Kansas State, at Kansas City, Mo., Feb. 29, 1980 (B8T)
- 17,100 Kansas, at Kansas City, Mo., March 7, 1998 (B12T)
- 17,100 Kansas, at Kansas City, Mo., March 5, 1999 (B12T)
- 17,082 Missouri, at Kansas City, Mo., March 11, 1983 (B8T)
- 16,985 Iowa State, at Kansas City, Mo., March 8, 1986 (B8T)

NU's Largest Victory Margins

Score	Margin	H/A	Opponent	Season
1. 82-8	74	A	Crete	1906-07
2. 57-3	54	A	Nebraska Wesleyan	1898-99
	57-3	H	Doane	1899-1900
4. 62-10	52	H	Morningside	1911-12
	98-46	H	Southwest Missouri St.	1982-83
6. 93-43	50	H	Missouri Western State	1982-83
7. 63-14	49	H	Nebraska Wesleyan	1901-02
	91-42	H	Sam Houston State	1991-92
9. 88-41	47	H	Delaware State	1995-96
10. 52-7	45	H	Doane	1898-99
	57-12	H	Brown College "B"	1905-06
	56-11	H	Cotner	1913-14
	116-71	H	Nevada-Reno	1970-71

Note: NU's largest margin of victory over a conference opponent was 40 vs. Kansas, March 2, 1901 (48-8).

NU's Largest Victories At Devaney

Score	Margin	Opponent	Season
1. 98-46	52	Southwest Missouri State	1982-83
2. 93-43	50	Missouri Western State	1982-83
3. 91-42	49	Sam Houston State	1991-92
4. 88-41	47	Delaware State	1995-96
5. 104-60	44	Montana State	1977-78
	113-69	Augustana (S.D.)	1983-84
7. 99-56	43	Northeast Missouri State	1985-86
8. 95-52	42	Delaware State	1994-95
9. 105-64	41	Northwest Missouri State	1986-87
	96-55	Morehead State	1994-95
	101-60	Northeastern Illinois	1994-95
12. 86-46	40	Creighton	1981-82
	86-46	The Citadel	1992-93
14. 106-67	39	Colorado	1993-94
15. 97-59	38	Colorado	1988-89
	117-79	Harvard	1989-90
17. 94-57	37	Mesa	1982-83
	105-67	Toledo	1990-91
	108-71	Appalachian State	1994-95
	85-48	Grambling State	1997-98

NU's Biggest Loss Margins

Score	Margin	Opponent	Season
1. 46-102	56	at Kansas	1957-58
2. 29-73	44	at Haskell Institute	1901-02
3. 9-52	43	at Minnesota	1901-02
4. 27-69	42	at Illinois	1942-42
	30-72	at Kansas	1945-46
	47-89	Colorado (at K.C.)	1954-55
7. 64-105	41	at Oklahoma	1989-90
8. 15-55	40	at DePaul	1943-44
	53-93	at Oklahoma State	1994-95
10. 4-43	39	at Wisconsin	1907-08
	16-55	at Missouri	1921-22
	54-93	at Oklahoma State	1964-65
	55-95	at Oklahoma State	1999-2000

Annual Statistical Leaders, 1947-2000

Points Scored

Year	Leader	G	Pts.	PPG
2000	Larry Florence	30	389	13.0
1999	Venson Hamilton	33	518	15.7
1998	Tyronn Lue	32	678	21.2
1997	Tyronn Lue	32	603	18.8
1996	Erick Strickland	35	516	14.7
1995	Jaron Boone	32	559	17.5
1994	Eric Piatkowski	30	646	21.5
1993	Eric Piatkowski	30	502	16.7
1992	Eric Piatkowski	29	414	14.3
1991	Rich King	34	526	15.5
1990	Rich King	28	450	16.1
1989	Beau Reid	32	382	11.9
1988	Derrick Vick	31	348	11.2
1987	Bernard Day	33	410	12.4
1986	Dave Hoppen	19	420	22.1
1985	Dave Hoppen	30	704	23.5
1984	Dave Hoppen	30	598	19.9
1983	Dave Hoppen	32	445	13.9
1982	Jack Moore	27	343	12.7

1981	Andre Smith	26	475	18.3
1980	Andre Smith	31	600	19.4
1979	Andre Smith	27	364	13.5
1978	Carl McPipe	29	445	15.3
1977	Carl McPipe	29	440	15.2
1976	Jerry Fort	27	513	19.0
1975	Jerry Fort	26	525	20.2
1974	Jerry Fort	26	468	18.0
1973	Jerry Fort	26	376	14.5
1972	Chuck Jura	26	551	21.2
1971	Marvin Stewart	26	556	21.4
1970	Tom Scantlebury	25	361	14.4
1969	Marvin Stewart	26	381	14.6
1968	Stuart Lantz	25	482	19.3
1967	Stuart Lantz	25	481	19.2
1966	Tom Baack	25	386	15.4
1965	Fred Hare	25	380	15.2
1964	Charlie Jones	25	322	12.9
1963	Daryl Petsch	25	369	14.8
1962	Tom Russell	25	412	16.5
1961	Tom Russell	24	300	12.5
1960	Herschell Turner	24	382	15.9
1959	Herschell Turner	25	428	17.1
1958	Wilson Fitzpatrick	23	264	11.5
	Gary Reimers	23	264	11.5
1957	Rex Ekwall	23	307	13.3
1956	Rex Ekwall	21	312	14.9
1955	Willard Fagler	21	285	13.6
1954	Bill Johnson	21	382	18.2
1953	Bill Johnson	20	277	13.9
1952	Jim Buchanan	24	400	16.7
1951	Bob Pierce	23	384	16.7
1950	Bus Whitehead	23	360	15.7
1949	Claude Retherford	26	311	12.0
1948	Claude Retherford	24	259	10.8

Field Goal Percentage

Year	Leader*	G	FG-FGA	Pct.
2000	Kimani Ffriend	30	123-229	.537
1999	Larry Florence	33	133-262	.508
1998	Venson Hamilton	32	139-269	.517
1997	Mikki Moore	33	144-247	.583
1996	Mikki Moore	35	118-202	.584
1995	Terrance Badgett	32	106-212	.500
1994	Bruce Chubick	31	121-215	.563
1993	Bruce Chubick	31	90-173	.520
1992	Dapreis Owens	29	116-213	.545
1991	Rich King	34	202-352	.574
1990	Rich King	28	170-305	.557
1989	Richard van Poelgeest	29	103-177	.582
1988	Pete Manning	31	111-188	.590
1987	Derrick Vick	32	131-240	.546
1986	Bernard Day	30	158-280	.564
1985	Dave Hoppen	30	270-418	.646
1984	Dave Hoppen	30	220-367	.599
1983	Greg Downing	31	101-174	.580
1982	Ray Collins	28	111-221	.502
1981	Andre Smith	26	185-314	.589
1980	Andre Smith	31	237-388	.611
1979	Andre Smith	27	146-256	.570
1978	Andre Smith	27	105-190	.553
1977	Carl McPipe	29	183-376	.487
1976	Larry Cox	27	133-198	.672



Erick Strickland, now with the NBA's New York Knicks, led the Huskers in scoring in 1995-96 and is sixth on NU's career scoring chart.

1975	Larry Cox	26	72-151	589
1974	Tom Novak	22	62-140	443
1973	Brendy Lee	26	88-192	458
1972	Chuck Jura	26	111-181	613
1971	Chuck Jura	26	181-306	592
1970	Sam Martin	22	58-116	500
1969	Leroy Chalk	26	98-182	538
1968	Stuart Lantz	25	173-349	496
1967	Stuart Lantz	25	190-368	516
1966	Grant Simmons	25	131-267	491
1965	Willie Campbell	18	47-111	423
1964	Charlie Jones	25	143-320	447
1963	Ivan Grupe	25	100-210	476
1962	Tom Russell	25	136-243	560
1961	Tom Russell	24	97-201	483


1960	Herschell Turner	24	143-326	439
1959	Wayne Hester	25	68-147	463
1958	Gary Reimers	23	84-203	414
1957	Gary Reimers	23	106-229	463
1956	Rex Ekwall	21	102-237	430
1955	Rex Ekwall	21	88-194	454
1954	Bill Johnson	21	130-301	432
1953	Bill Johnson	20	80-199	422
1952	Jim Buchanan	24	173-484	357
1951	Bob Pierce	23	131-327	401
1950	Jim Buchanan	23	58-159	365
1949	Bus Whitehead	26	99-284	349
1948	Rodney Cox	24	62-180	344

*Minimum of 5 att. per game while playing in 75% of team's games

Rebounds

Year	Leader	G	Reb.	RPG
2000	Kimani Ffriend	30	263	8.8
1999	Venson Hamilton	33	335	10.2
1998	Venson Hamilton	32	315	9.8
1997	Venson Hamilton	32	269	8.4
1996	Bernard Garner	35	222	6.3
1995	Mikki Moore	32	198	6.2
1994	Bruce Chubick	31	219	7.3
1993	Derrick Chandler	31	252	8.1
1992	Derrick Chandler	29	238	8.2
1991	Rich King	34	274	8.1
1990	Rich King	28	208	7.4
1989	Pete Manning	33	201	6.1
1988	Derrick Vick	31	162	5.2
1987	Bill Jackman	33	213	6.5
1986	Bernard Day	30	198	6.6
1985	Dave Hoppen	30	258	8.6
1984	Dave Hoppen	30	207	6.9
1983	Claude Renfro	32	175	5.5
1982	Jerry Shoecraft	28	122	4.4
1981	Andre Smith	26	172	6.6
1980	Andre Smith	31	251	8.1
1979	Carl McPipe	26	196	7.5
1978	Carl McPipe	29	228	7.9
1977	Carl McPipe	29	241	8.3
1976	Larry Cox	27	166	6.1
1975	Bob Siegel	26	227	8.7
1974	Brendy Lee	26	197	7.6
1973	Brendy Lee	26	185	7.1
1972	Chuck Jura	26	305	11.7
1971	Leroy Chalk	26	290	11.2
1970	Leroy Chalk	24	235	9.4
1969	Leroy Chalk	26	257	9.9
1968	Stuart Lantz	25	179	7.2
1967	Stuart Lantz	25	193	7.7
1966	Stuart Lantz	25	199	8.0
1965	Fred Hare	25	185	7.4
1964	Charlie Jones	25	171	6.8
1963	Charlie Jones	25	204	8.2
1962	Tom Russell	25	200	8.0
1961	Tom Russell	24	232	9.7
1960	Herschell Turner	24	193	8.0
1959	Herschell Turner	25	244	9.8
1958	Herschell Turner	23	189	8.2
1957	Rex Ekwall	23	214	9.3
1956	Rex Ekwall	21	224	10.7
1955	Rex Ekwall	21	241	11.5
1954	Bill Johnson	21	236	11.2
1953	Bill Johnson	20	188	9.4
1952	Bill Johnson	19*	145	7.6

*Rebounding statistics missing for five games in 1952, and not available for seasons prior to 1952



Dave Hoppen was the first Nebraska player to have his jersey retired.



Jamar Johnson was the point guard for three Nebraska NCAA Tournament teams, leading the Huskers in assists each season from 1992-94.

Free Throw Percentage

Year	Leader*	G	FT-FTA	Pct.
2000	Danny Walker	29	59-76	.776
1999	Larry Florence	33	73-99	.737
1998	Tyronn Lue	32	120-145	.828
1997	Tyronn Lue	32	126-155	.813
1996	Erick Strickland	35	116-141	.823
1995	Tom Wald	32	80-96	.833
1994	Erick Strickland	30	77-95	.811
1993	Eric Piatkowski	30	98-129	.760
1992	Jamar Johnson	28	53-63	.841
1991	Eric Piatkowski	34	72-86	.837
1990	Clifford Scales	26	84-100	.840
1989	Eric Johnson	32	94-121	.777
1988	Jeff Rekeweg	31	74-88	.841
1987	Brian Carr	33	84-104	.808
1986	Brian Carr	30	79-93	.849
1985	Dave Hoppen	30	164-210	.781
1984	David Ponce	30	67-77	.870
1983	David Ponce	30	85-106	.802
1982	Jack Moore	27	123-131	.939
1981	Jack Moore	27	118-128	.922
1980	Jack Moore	31	184-211	.872
1979	Andre Smith	27	72-110	.655
1978	Brian Banks	30	73-103	.709
1977	Carl McPipe	29	74-108	.685
1976	Larry Cox	27	92-124	.742
1975	Larry Cox	26	78-104	.750
1974	Bob Siegel	26	42-56	.750
1973	Ricky Marsh	26	43-56	.768
1972	Kent Reckewey	19	35-41	.854
1971	Tony Riehl	26	44-58	.759
1970	Leroy Chalk	26	52-63	.825
1969	Tom Scantlebury	25	81-104	.779
1968	Bob Gratopp	26	141-178	.792
1967	Tom Baack	25	82-99	.828
1966	Tom Baack	25	73-90	.811
1965	Tom Baack	25	92-108	.852
1964	Grant Simmons	25	82-121	.678
1963	Coley Webb	24	56-88	.636
1962	Ivan Grupe	25	66-90	.733

1961	Tom Russell	25	140-182	.769
1960	Jim Kowalke	18	46-62	.742
1959	Jan Wall	24	46-62	.742
1958	Jan Wall	18	31-39	.795
1957	Herschell Turner	25	136-183	.743
1956	Gary Reimers	23	96-123	.780
1955	Rex Ekwall	23	95-127	.748
1954	Rex Ekwall	21	108-151	.715
1953	Gary Renzelman	21	53-68	.779
1952	Fred Seger	21	90-139	.647
1951	Gerald Sandbulte	18	35-47	.745
1950	Joe Good	22	52-75	.693
1949	Bob Pierce	23	122-158	.772
1948	Bob Gates	23	37-49	.755
1947	Bus Whitehead	26	75-108	.694
1946	Rodney Cox	24	38-57	.667

*Minimum of 2 att. per game while playing in 75% of team's games


Three-Point Percentage

Year	Leader*	G	3FG-Att.	Pct.
2000	Cary Cochran	29	62-160	.388
1999	Cary Cochran	32	39-98	.398
1998	Tyronn Lue	32	78-209	.373
1997	Cookie Belcher	33	30-76	.395
1996	Jaron Boone	34	59-167	.353
1995	Jaron Boone	32	70-182	.385
1994	Jaron Boone	30	35-95	.368
1993	Eric Piatkowski	30	48-129	.372
1992	Jamar Johnson	28	39-95	.411
1991	Clifford Scales	34	26-57	.456
1990	Chris Cresswell	26	37-97	.381
1989	Ray Richardson	32	57-145	.393
1988	Beau Reid	28	26-67	.388
1987	Henry T. Buchanan	33	28-62	.452

*Minimum of 1.5 att. per game while playing in 75% of team's games

Assists

Year	Leader	G	No.	Avg.
2000	Danny Walker	29	97	3.3
1999	Cookie Belcher	32	138	4.3
1998	Tyronn Lue	32	152	4.8
1997	Tyronn Lue	32	136	4.3
1996	Tyronn Lue	35	144	4.1
1995	Erick Strickland	31	133	4.3
1994	Jamar Johnson	28	123	4.4



Jack Moore (14) led NU in minutes played for three straight seasons and teammate Andre Smith (40) led NU in scoring in 1979, 1980 and 1981.

00-01 Records


1993	Jamar Johnson	28	102	3.3
1992	Jamar Johnson	28	130	4.6
1991	Beau Reid	34	130	3.8
1990	Clifford Scales	26	110	4.2
1989	Eric Johnson/Beau Reid	32	135	4.2
1988	Eric Johnson	31	112	3.6
1987	Brian Carr	33	166	5.0
1986	Brian Carr	30	201	6.7
1985	Brian Carr	30	237	7.9
1984	David Ponce	30	124	4.1
1983	Stan Cloudy	28	106	3.3
1982	Jack Moore	27	109	4.0
1981	Jack Moore	27	108	4.0
1980	Jack Moore	31	145	4.7
1979	Bob Moore	27	81	3.0
1978	Brian Banks	30	96	3.2
1977	Allen Holder	29	119	4.1
1976	Jerry Fort	27	85	3.1
1975	Steve Erwin	26	85	3.3
1974	Ricky Marsh	26	77	3.0

Blocked Shots

Year	Leader	G	No.	Avg.
2000	Kimani Ffriend	30	85	2.8
1999	Venson Hamilton	33	80	2.4
1998	Venson Hamilton	32	66	2.1
1997	Mikki Moore	33	88	2.7
1996	Mikki Moore	35	71	2.1
1995	Mikki Moore	32	67	2.1
1994	Terrance Badgett	29	26	0.9
1993	Derrick Chandler	31	53	1.7
1992	Derrick Chandler	29	91	3.1
1991	Rich King	34	68	2.0
1990	Rich King	28	45	1.6
1989	Rich King	33	50	1.5
1988	Derrick Vick	31	21	0.7
1987	Derrick Vick	32	19	0.6
1986	Dave Hoppen	19	11	0.6
1985	Ronnie Smith	29	13	0.4
	Dave Hoppen	30	13	0.4
1984	Dave Hoppen	30	12	0.4
1983	Dave Hoppen	32	19	0.6
1982	Lenard Johnson	27	23	0.9
1981	Andre Smith	26	20	0.8
1980	Greg Downing	31	15	0.5
1979	Carl McPipe	26	30	1.2
1978	Terry Novak	30	18	0.6

Steals

Year	Leader	G	No.	Avg.
2000	Larry Florence	30	44	1.5
1999	Cookie Belcher	32	102	3.2
1998	Cookie Belcher	32	75	2.3
1997	Cookie Belcher	33	87	2.6
1996	Erick Strickland	35	61	1.7
1995	Erick Strickland	31	89	2.9
1994	Erick Strickland	30	60	2.0
1993	Jamar Johnson	31	52	1.7
1992	Jamar Johnson	28	36	1.3
1991	Clifford Scales	34	64	1.9
1990	Clifford Scales	26	44	1.7
1989	Eric Johnson	32	68	2.1
1988	Eric Johnson	31	60	1.9
1987	Brian Carr	33	67	2.0
1986	Brian Carr	30	31	1.0
1985	Curtis Moore	30	45	1.5
1984	David Ponce	30	36	1.2
1983	Greg Downing	31	46	1.5
1982	Ray Collins	28	38	1.4
1981	Jack Moore	27	36	1.3



Mikki Moore led the Huskers in blocked shots three consecutive seasons and holds the Husker career rejection record with 236 blocked shots.

1980	Jack Moore	31	42	1.4
1979	Brian Banks	24	34	1.4
1978	Brian Banks	30	36	1.2

Minutes Played

Year	Leader	G	Min.	Avg.
2000	Steffon Bradford	30	904	30.1
1999	Venson Hamilton	33	1,074	32.5
1998	Tyronn Lue	32	1,149	35.9
1997	Tyronn Lue	32	1,150	35.9
1996	Jaron Boone	34	1,105	32.5
1995	Jaron Boone	32	1,043	32.6
1994	Eric Piatkowski	30	972	32.4
1993	Eric Piatkowski	30	892	29.7
1992	Eric Piatkowski	29	873	30.1
1991	Clifford Scales	34	982	28.9
1990	Clifford Scales	26	824	31.7
1989	Eric Johnson	32	996	31.1
1988	Eric Johnson	31	889	28.7
1987	Brian Carr	33	1,065	32.3
1986	Brian Carr	30	1,063	35.4
1985	Dave Hoppen	30	1,155	38.5
1984	Dave Hoppen	30	1,058	35.3
1983	Stan Cloudy	32	1,021	31.9
1982	Jack Moore	27	1,017	37.7
1981	Jack Moore	27	984	36.4
1980	Jack Moore	31	1,143	36.9
1979	Bob Moore	27	868	32.1

Nebraska Year-by-Year Statistics

Season	Won-Lost	FG-FGA	Pct.	FT-FTA	Pct.	Reb.-Avg.	Pts.-Avg.
1948	11-13	494-1,717	.288	356-613	.581	*	1,344-56.0
1949	16-10	504-1,719	.293	351-595	.590	*	1,359-52.3
1950	16-7	490-1,506	.325	369-598	.617	*	1,349-58.7
1951	9-14	440-1,283	.343	329-447	.662	*	1,209-52.6
1952	7-17	569-1,661	.343	357-603	.592	888-37.0	1,495-62.3
1953	9-11	444-1,252	.355	510-795	.642	835-41.8	1,398-69.9
1954	8-13	503-1,336	.376	463-772	.600	747-35.6	1,469-70.0
1955	9-12	506-1,288	.393	474-681	.696	882-42.0	1,486-70.8
1956	7-16	490-1,421	.345	452-715	.632	770-33.5	1,432-62.3
1957	11-12	487-1,301	.374	446-667	.669	905-39.3	1,420-61.7
1958	10-13	470-1,255	.375	387-637	.608	892-38.8	1,327-57.7
1959	12-13	531-1,422	.373	402-619	.649	1,122-44.9	1,464-58.6
1960	7-17	561-1,559	.360	370-573	.646	1,170-48.8	1,492-62.7
1961	10-14	554-1,447	.383	437-651	.671	1,162-48.4	1,545-64.4
1962	9-16	575-1,470	.391	389-592	.657	1,128-45.1	1,539-61.6
1963	6-19	573-1,502	.381	341-554	.616	1,101-44.0	1,487-59.5
1964	8-17	645-1,676	.385	289-521	.555	1,063-42.5	1,579-63.2
1965	10-15	635-1,611	.394	436-724	.602	1,053-42.1	1,706-68.2
1966	20-5	739-1,708	.433	450-650	.692	1,061-42.4	1,928-77.2
1967	16-9	784-1,749	.448	424-583	.727	1,032-41.3	1,992-78.9
1968	15-10	725-1,612	.450	504-659	.765 (3)	835-33.4	1,954-78.2
1969	12-14	690-1,587	.435	527-739	.713	908-34.9	1,908-73.4
1970	16-9	696-1,527	.455	421-620	.679	899-36.0	1,813-72.5
1971	18-8	753-1,490	.505 (6)	402-574	.700	890-34.2	1,908-73.4
1972	14-12	734-1,509	.486	367-579	.634	1,022-39.3	1,835-70.6
1973	9-17	704-1,647	.427	244-380	.642	972-37.4	1,652-63.5
1974	14-12	725-1,730	.419	291-443	.657	1,121-43.1	1,741-67.0
1975	14-12	741-1,679	.441	317-485	.654	1,032-39.7	1,799-69.2
1976	19-8	715-1,637	.465	385-532	.724	890-33.0	1,815-67.2
1977	15-14	732-1,638	.447	350-541	.647	1,010-34.8	1,814-62.6
1978	22-8	829-1,696	.489	374-551	.679	963-32.1	2,032-67.7
1979	14-13	720-1,555	.463	289-438	.660	882-32.7	1,729-64.0
1980	18-13	812-1,600	.508	507-677	.749 (15)	809-26.1	2,131-68.7
1981	15-12	666-1,360	.490	380-507	.750 (11)	737-27.3	1,712-63.4
1982	16-12	679-1,441	.471	409-552	.741 (11)	777-27.8	1,767-63.1
1983	22-10	855-1,667	.513	478-696	.687	979-30.6	2,188-68.4
1984	18-12	786-1,529	.514	376-534	.704	846-28.2	1,948-64.9
1985	16-14	873-1,706	.512	409-568	.720	913-30.4	2,155-71.8
1986	19-11	835-1,635	.511	455-612	.743	902-30.1	2,125-70.8

Season	W-L	FG-FGA	Pct.	3FG-Att.	Pct.	FT-FTA	Pct.	Reb.-Avg.	Pts.-Avg.
1987	21-12	904-1,933	.468	120-325	.369	544-778	.699	1,119-33.9	2,472-74.9
1988	13-18	832-1,737	.479	88-246	.358	456-636	.718	1,016-32.8	2,208-71.2
1989	17-16	936-1,991	.470	122-335	.364	541-808	.670	1,292-39.2	2,535-76.8
1990	10-18	829-1,759	.471	106-302	.351	495-717	.690	1,069-38.2	2,259-80.7
1991	26-8	1,081-2,185	.495	125-358	.349	690-981	.703	1,454-42.8	2,977-87.6
1992	19-10	842-1,826	.461	183-489	.374	467-739	.632	1,305-45.0	2,334-80.5
1993	20-11	908-1,975	.460	158-468	.338	523-765	.684	1,283-41.4	2,497-80.5
1994	20-10	956-1,978	.483	194-564	.344	514-690	.745 (9)	1,201-40.0	2,620-87.3(11)
1995	18-14	907-1,947	.466	173-504	.343	523-766	.683	1,209-37.8	2,510-78.4
1996	21-14	1,007-2,089	.482	176-494	.356	618-897	.689	1,353-38.7	2,808-80.2
1997	18-15	895-1,927	.464	113-349	.324	504-752	.670	1,295-39.2	2,407-72.9
1998	20-12	867-1,938	.447	150-436	.344	406-649	.626	1,263-39.5	2,290-71.6
1999	20-13	799-1,764	.453	113-365	.310	466-716	.651	1,169-35.4	2,177-66.0
2000	11-19	737-1,729	.426	144-434	.332	432-700	.617	1,217-40.6	2,050-68.3

*Rebounding statistics unavailable prior to 1952 and for five games in 1952.

Note: National rank, if any, indicated in ().

Opponents' Year-by-Year Statistics

Season	Games	FG-FGA	Pct.	FT-FTA	Pct.	Reb.-Avg.	Pts.-Avg.
1948	24	503-*	*	350-588	.627	*	1,356-56.5
1949	26	487-*	*	348-600	.580	*	1,322-50.8
1950	23	437-*	*	359-586	.613	*	1,233-53.6
1951	23	531-1,462	.363	283-445	.636	*	1,345-58.5
1952	24	*	*	*	*	*	1,580-65.8
1953	20	487-1,409	.346	458-707	.648	790-39.5	1,432-71.6
1954	21	546-1,407	.388	461-721	.639	707-33.7	1,553-74.0
1955	21	497-1,451	.343	514-748	.687	940-44.8	1,508-71.8
1956	23	574-1,626	.353	491-712	.690	1,019-44.3	1,639-71.3
1957	23	513-1,475	.348	493-754	.654	1,010-43.9	1,519-66.0
1958	23	567-1,526	.372	344-539	.638	985-42.8	1,478-64.3
1959	25	565-1,538	.367	374-559	.669	1,135-45.4	1,504-60.2
1960	24	545-1,476	.369	426-655	.650	1,191-49.6	1,516-63.2
1961	24	595-1,621	.367	381-571	.667	1,161-48.4	1,571-65.5
1962	25	656-1,584	.414	364-518	.703	1,052-42.1	1,676-67.0
1963	25	622-1,457	.427	441-639	.690	1,062-42.5	1,685-67.4
1964	25	661-1,633	.405	478-698	.685	1,097-43.9	1,800-72.0
1965	25	676-1,631	.414	486-714	.681	946-37.8	1,838-73.5
1966	25	718-1,666	.431	367-575	.638	987-39.5	1,803-72.1
1967	25	730-1,635	.446	480-691	.695	992-39.7	1,940-77.6
1968	25	750-1,526	.491	370-550	.673	799-32.0	1,870-74.8
1969	26	736-1,639	.449	451-656	.688	886-34.1	1,923-74.0
1970	25	674-1,457	.462	456-675	.676	839-33.6	1,804-72.1
1971	26	689-1,483	.465	384-600	.640	906-34.8	1,762-67.7 (15)
1972	26	654-1,519	.431	451-657	.686	973-37.4	1,759-67.7
1973	26	767-1,706	.450	275-423	.650	1,194-45.9	1,809-69.2
1974	26	716-1,729	.414	301-448	.672	1,084-41.7	1,733-66.7
1975	26	716-1,598	.448	365-525	.695	1,121-43.1	1,797-69.1
1976	27	674-1,447	.468	347-518	.670	907-33.6	1,695-62.8 (8)
1977	29	694-1,572	.441	383-547	.700	1,049-36.2	1,771-61.1 (6)
1978	30	735-1,546	.475	418-608	.688	967-32.2	1,888-62.9 (8)
1979	27	646-1,333	.485	391-552	.708	931-34.5	1,683-62.3 (9)
1980	31	856-1,644	.521	389-519	.750	952-30.7	2,101-67.8
1981	27	631-1,265	.499	350-473	.739	753-29.0	1,612-62.0 (14)
1982	28	607-1,351	.449	335-474	.707	883-31.5	1,549-55.3 (10)
1983	32	766-1,606	.477	418-609	.686	963-30.1	1,950-60.9
1984	30	723-1,452	.498	403-565	.713	821-27.4	1,849-61.6
1985	30	834-1,652	.505	401-574	.699	935-31.2	2,069-69.0
1986	30	822-1,669	.493	356-537	.663	923-30.8	2,000-66.7

Season	Games	FG-FGA	Pct.	3FG-Att.	Pct.	FT-FTA	Pct.	Reb.-Avg.	Pts.-Avg.
1987	33	887-1,888	.470	143-338	.423	537-773	.695	1,201-36.4	2,454-74.4
1988	31	803-1,684	.477	120-317	.379	602-844	.713	1,018-32.8	2,328-75.1
1989	33	916-2,011	.455	160-420	.381	586-880	.666	1,204-36.5	2,578-78.1
1990	28	863-1,817	.475	168-417	.403	516-715	.722	1,065-38.0	2,410-86.1
1991	34	950-2,173	.437	209-605	.345	563-891	.632	1,230-36.2	2,672-78.6
1992	29	846-2,016	.429	178-544	.327	345-563	.613	1,118-38.6	2,215-76.4
1993	31	827-1,923	.430	154-508	.303	538-833	.646	1,175-37.9	2,346-75.7
1994	30	850-1,951	.436	196-599	.327	523-791	.661	1,165-38.8	2,419-80.6
1995	32	831-1,997	.416	230-652	.353	475-707	.672	1,272-39.8	2,367-74.0
1996	35	900-2,174	.414	212-613	.346	631-956	.660	1,319-37.7	2,643-75.5
1997	33	791-1,928	.410	185-519	.356	589-864	.682	1,162-35.2	2,356-71.4
1998	32	774-1,935	.400	202-635	.318	442-671	.659	1,222-38.2	2,192-68.5
1999	33	752-1,809	.416	207-609	.340	410-639	.642	1,139-34.5	2,121-64.3
2000	30	797-1,888	.422	228-661	.345	398-609	.654	1,113-37.1	2,220-74.0

Note: NU's national defensive rank, if any, indicated in ().

Series Records in the Devaney Center

Opponent	W-L	Pct.
Alabama-Birmingham	1-0	1.000
Angelo State	1-0	1.000
Appalachian State	2-0	1.000
Arizona State	1-0	1.000
Arkansas	2-1	.667
Arkansas State	1-0	1.000
Arkansas Tech	1-0	1.000
Augustana (S.D.)	1-0	1.000
Ball State	1-0	1.000
Baylor	3-0	1.000
Bowling Green	2-0	1.000
Brooklyn	2-0	1.000
California-Davis	1-0	1.000
California-Irvine	0-1	.000
Cal State-Bakersfield	1-0	1.000
Cal State-Sacramento	3-0	1.000
Canisius	1-0	1.000
Citadel	2-0	1.000
Chicago State	1-0	1.000
Colgate	2-0	1.000
Colorado	21-4	.840
Colorado State	3-0	1.000
Columbia	1-0	1.000
Coppin State	1-0	1.000
Creighton	12-0	1.000
Delaware State	2-0	1.000
Denver	1-0	1.000
Detroit	1-0	1.000
Drake	1-0	1.000
Eastern Illinois	3-0	1.000
Eastern Washington	3-0	1.000
Evansville	1-0	1.000
Florida A&M	1-0	1.000
Furman	1-0	1.000
Georgia	1-1	.500
Georgia Southern	1-0	1.000
Grambling State	2-1	.667
Harvard	1-0	1.000
Idaho	1-2	.333
Idaho State	1-0	1.000
Iona	1-0	1.000
Iowa	0-1	.000
Iowa State	16-9	.640
Kansas	15-9	.625
Kansas State	17-8	.680
Kent	1-0	1.000
Lehigh	1-0	1.000
Long Beach State	1-0	1.000
Mankato State	1-0	1.000
Marquette	1-0	1.000
Maryland-Baltimore County	1-0	1.000
Mesa	1-0	1.000
Miami (Ohio)	1-0	1.000
Michigan State	2-1	.667
Minnesota*	2-3	.400
Mississippi	1-0	1.000
Missouri	12-12	.500
Missouri-Kansas City	5-0	1.000
Missouri-St. Louis	1-0	1.000
Missouri Southern	1-0	1.000
Missouri Western	1-0	1.000
Monmouth	1-0	1.000
Montana	1-0	1.000
Montana State	1-0	1.000
Morehead State	1-0	1.000
Nebraska-Omaha	1-0	1.000
Nevada-Reno	1-0	1.000
New Orleans	1-0	1.000
North Carolina A&T	1-0	1.000
North Texas	1-0	1.000
Northeast Missouri State	2-0	1.000
Northeastern Illinois	2-0	1.000
Northern Illinois	2-0	1.000
Northern Iowa	2-1	.667
Northwest Missouri State	4-0	1.000
Ohio	1-0	1.000
Ohio State	0-1	.000
Oklahoma	11-12	.478
Oklahoma State	17-7	.708
Oral Roberts	1-0	1.000
Oregon	1-0	1.000
Oregon State	1-0	1.000
Pacific	1-0	1.000
Penn State	1-1	.500
Pepperdine	1-0	1.000
Pittsburgh	1-0	1.000
Portland	1-0	1.000
Portland State	1-0	1.000
Purdue	0-1	.000
Sam Houston State	3-0	1.000
San Francisco	1-0	1.000
San Jose State	1-0	1.000
Sonoma State	1-0	1.000
South Dakota	2-0	1.000
South Dakota State	2-0	1.000
Southern California	1-0	1.000
Southern Colorado	1-0	1.000
Southern Illinois	1-0	1.000
Southern Utah	2-0	1.000
Southwest Missouri State	1-0	1.000
Southwest Texas State	1-0	1.000
Tennessee Tech	1-0	1.000
Texas	2-2	.500
Texas A&M	4-0	1.000
Texas Arlington	1-0	1.000
Texas Christian	1-0	1.000
Texas-San Antonio	3-0	1.000
Texas Tech	3-1	.750
Toledo	1-0	1.000
Tulane	1-0	1.000
Tulsa	0-1	.000
UNC Greensboro	2-0	1.000
UNC Wilmington	1-0	1.000
UNLV	1-0	1.000
Utah State	1-0	1.000
Wagner	1-0	1.000
Washington	2-0	1.000
Washington State	1-1	.500
Weber State	1-0	1.000
Western Carolina	0-1	.000
Western Illinois	3-0	1.000
Wichita State	1-0	1.000
Wisconsin	2-0	1.000
Wisconsin-Green Bay	1-0	1.000
Wisconsin-Oshkosh	1-0	1.000
Wisconsin-Stevens Point	2-0	1.000
Wisconsin-Stout	1-0	1.000
Wyoming	4-1	.800
Non-Conference Totals	166-20	.883
Conference	**112-58	.659
All-Time Record	278-78	.781
Bold indicates 2000-2001 home opponents		
*Minnesota later forfeited one game to Nebraska		
**Includes Big Eight/12 Tournament games		

Bob Devaney Sports Center Year-by-Year Record

Season	Overall		Conference		Losses
	W-L	Pct.	W-L	Pct.	
1976-77	7-4	.636	5-2	.714	Iowa, Minnesota, Kansas State, Oklahoma
1977-78	15-2	.882	5-2	.714	Iowa State, Oklahoma
1978-79	9-2	.818	6-1	.857	Purdue, Iowa State
1979-80	14-2	.875	5-2	.714	Missouri, Colorado
1980-81	11-4	.733	6-1	.857	Wyoming, Idaho, Colorado (twice)
1981-82	11-3	.786	5-2	.714	Arkansas, Missouri, Kansas State
1982-83	17-1	.944	6-1	.857	Missouri
1983-84	11-6	.647	3-4	.429	Texas Tech, Missouri, Oklahoma, Kansas, Iowa State, Kansas State (B8T)
1984-85	12-3	.800	5-2	.714	Washington State, Kansas, Oklahoma
1985-86	10-5	.667	4-3	.571	Cal-Irvine, Georgia, Kansas, Missouri, Kansas State
1986-87	15-2	.882	5-2	.714	Missouri, Oklahoma
1987-88	8-6	.571	3-4	.429	Ohio State, Grambling State, Oklahoma State, Oklahoma, Iowa State, Kansas State
1988-89	14-4	.778	4-3	.571	Michigan State, Oklahoma, Kansas State, Missouri
1989-90	9-6	.600	2-5	.286	Idaho, Kansas, Missouri, Iowa State, Oklahoma State, Oklahoma
1990-91	14-1	.933	6-1	.857	Oklahoma State
1991-92	14-2	.875	5-2	.714	Missouri, Oklahoma
1992-93	14-2	.875	5-2	.714	Kansas State, Oklahoma State
1993-94	13-3	.813	5-2	.714	Texas, Missouri, Oklahoma
1994-95	11-6	.647	2-5	.286	Missouri, Oklahoma State, Kansas, Colorado, Iowa State, Penn State (NIT)
1995-96	11-5	.688	3-4	.429	Northern Iowa, Kansas, Iowa State, Oklahoma State, Oklahoma
1996-97	13-3	.813	6-2	.750	Minnesota, Iowa State, Kansas
1997-98	13-2	.867	6-2	.750	Kansas, Kansas State
1998-99	12-4	.750	6-2	.750	Tulsa, Minnesota, Texas, Oklahoma State
1999-2000	10-6	.625	4-4	.500	Western Carolina, San Francisco, Iowa State, Missouri, Oklahoma, Kansas
24-Year Totals	288-84	.774	*112-60	.651	

Conference record does not include 4-2 record in Big Eight Conference Tournament games played at Devaney Center.

Bob Devaney Sports Center 14,000-Plus College Basketball Crowds

15,038	Oklahoma State, 1980-81*	14,549	Missouri, 1991-92*	14,340	Oklahoma, 1994-95*
15,003	Oklahoma, 1980-81*	14,548	Arkansas, 1981-82*	14,340	Colorado, 1993-94*
14,999	Colorado, 1978-79*	14,538	Kansas, 1991-92*	14,346	Kansas State, 1993-94*
14,912	Kansas State, 1977-78*	14,534	Iowa State, 1991-92*	14,298	Eastern Illinois, 1992-93
14,878	Kansas, 1984-85*	14,529	Arkansas, 1986-87* (NIT)	14,273	Missouri, 1976-77
14,865	Kansas State, 1988-89*	14,520	Iowa State, 1992-93*	14,273	Kansas, 1985-86
14,759	Kansas, 1996-97*	14,509	Kansas State, 1991-92*	14,262	Creighton, 1977-78
14,753	Missouri, 1977-78*	14,503	Oklahoma State, 1991-92*	14,259	Creighton, 1986-87
14,753	TCU, 1982-83* (NIT)	14,487	Oklahoma, 1993-94*	14,255	Oklahoma State, 1990-91
14,747	Iowa State, 1977-78*	14,484	Colorado, 1991-92*	14,239	Wisconsin-Green Bay, 1991-92
14,712	Iona, 1982-83* (NIT)	14,484	Kansas, 1997-98*	14,234	Oklahoma State, 1984-85
14,679	Kansas, 1992-93*	14,481	Kansas State, 1992-93*	14,222	Oklahoma, 1987-88
14,688	Oklahoma, 1984-85*	14,469	Colorado, 1990-91*	14,168	Kansas, 1977-78
14,682	Missouri, 1982-83*	14,460	Washington, 1986-87* (NIT)	14,135	Iowa State, 1988-89
14,620	Kansas, 1995-96*	14,458	Missouri, 1981-82*	14,094	Kansas, 1986-87
14,615	Kansas, 1990-91*	14,453	NCAA, Second Round, 1988*	14,065	Missouri, 1984-85
14,605	Oklahoma State, 1993-94*	14,446	Missouri, 1993-94*	14,053	Oklahoma, 1988-89
14,586	Iowa State, 1982-83*	14,438	Iowa State, 1979-80*	14,015	Kansas, 1987-88
14,584	Missouri, 1990-91*	14,438	Colorado, 1982-83*	14,013	Creighton, 1990-91
14,568	Oklahoma, 1990-91*	14,425	NCAA First Round, 1988 (Gm. 3-4)*	14,012	Northern Iowa, 1993-94
14,562	Colorado, 1979-80*	14,404	Missouri, 1992-93*	14,011	Creighton, 1992-93
14,561	Michigan State, 1990-91*	14,389	Iowa State, 1993-94*	14,009	Oklahoma State, 1982-83
14,558	Oklahoma, 1992-93*	14,378	Missouri, 1983-84		*Indicates capacity crowd
14,558	NCAA Second Round, 1980*	14,375	NCAA First Round, 1988 (Gm. 1-2)*		Season Opener Record
14,557	Kansas State, 1990-91*	14,370	Kansas, 1993-94*		14,561, vs. Michigan State, Nov. 28, 1990
14,555	Iowa State, 1987-88*	14,364	Missouri, 1994-95*		Opening-Night Attendance
14,554	Iowa State, 1978-79*	14,358	Missouri-Kansas City, 1993-94*		10,516, vs. Iowa, Nov. 27, 1976
14,552	Kansas, 1994-95*	14,352	Oklahoma State, 1992-93*		

Bob Devaney Sports Center Records

Nebraska Individual

Points:

40, Rich King vs. Northern Illinois, Feb. 18, 1991

Field Goals:

15, Andre Smith vs. Wisconsin-Oshkosh, Jan. 4, 1980 (18 att.)

Field Goal Attempts:

27, Tyronn Lue vs. Missouri, Feb. 18, 1998 (10 made)

Field Goals, No Misses:

9, Dave Hoppen vs. Southern Illinois, Nov. 26, 1985

9, Venson Hamilton vs. Iowa State, Feb. 3, 1996

Three-Point Goals:

7, Chris Cresswell vs. Texas A&M, Dec. 20, 1990 (10 att.)

Three-Point Goals Attempted:

11, Henry T. Buchanan vs. Kansas State, March 2, 1988 (4 made)

11, Eric Piatkowski vs. Oklahoma, Jan. 29, 1994

Three-Point Percentage:

.833, Ray Richardson vs. Sam Houston State, Jan. 6, 1990 (5-6)

.833, Erick Strickland vs. Missouri, Jan. 30, 1993 (5-6, OT)

Free Throws:

16, Eric Johnson vs. Creighton, Nov. 26, 1988 (18 att.)

16, Rich King vs. Northern Illinois, Feb. 18, 1991 (19 att.)

Free Throw Attempts:

19, Rich King vs. Northern Illinois, Feb. 18, 1991 (16 made)

Free Throws, No Misses:

15, Jack Moore vs. Oklahoma State, Feb. 10, 1982

Rebounds:

21, Kimani Ffriend vs. Oral Roberts, Dec. 22, 1999

Assists:

14, Brian Carr vs. California-Irvine, Dec. 2, 1985

Blocked Shots:

9, Mikki Moore vs. Coppin State, Dec. 6, 1996

Steals:

8, Greg Downing, vs. Missouri-Kansas City, Dec. 8, 1982

Minutes:

60, Jack Moore and Andre Smith vs. Ala.-Birmingham, Dec. 22, 1979 (4OT)

Opponent Individual

Points:

43, Harold Miner for Southern Cal, Nov. 25, 1991

Field Goals:

16, Ron Kellogg for Kansas, Feb. 2, 1985 (19 att.)

Field Goal Attempts:

34, Harold Miner for Southern Cal, Nov. 25, 1991 (15 made)

Field Goals, No Misses:

7, Gary Taylor for Southern Colorado, Nov. 29, 1984

Three-Point Goals:

8, Brad Soucie for Eastern Michigan vs. Pittsburgh, March 18, 1988 (NCAA, 14 att.)

8, Randy Rutherford for Oklahoma State, Feb. 1, 1995 (14 att.)

8, Jerald Brown for Texas A&M, Jan. 11, 1997 (10 att.)

Three-Point Goals Attempted:

15, Nathan Binam, for Oral Roberts, Dec. 22, 1999 (5 made)

Three-Point Percentage:

.833, Matt Roggenburk for Creighton, Nov. 26, 1988 (5-6)

Free Throws:

15, Steve Rothert for Army vs. San Jose State, Dec. 2, 1988 (16 att.)

15, Byron Houston for Oklahoma State, Feb. 14, 1990 (18 att.)

15, Shawn Respert for Michigan State, Dec. 10, 1994 (16 att.)

Free Throw Attempts:

18, Byron Houston for Oklahoma State, Feb. 14, 1990 (15 made)

Free Throws, No Misses:

12, Jeff Hornacek for Iowa State, Feb. 18, 1984

Rebounds:

20, Jerome Lane for Pittsburgh vs. Vanderbilt, March 20, 1988 (NCAA)

Assists:

14, Jeff Bowling for Air Force vs. Pepperdine, Dec. 1, 1989

Blocked Shots:

6, Wendell Williams for North Texas vs. Army, Dec. 3, 1988

Steals:

8; Jose Winston for Colorado, Jan. 23, 1999

Minutes Played:

58, Keith McCord for Alabama-Birmingham, Dec. 22, 1979 (4OT)

Nebraska Team

Points in a Game:

117, vs. Harvard, Dec. 1, 1989

Fewest Points in a Game:

39, vs. Kansas State, March 7, 1984

Points in a Half:

66, vs. Oklahoma, Feb. 16, 1991 (2nd)

Fewest Points in a Half:

15, vs. Kansas State, March 7, 1984 (2nd)

Margin of Victory:

52, vs. Southwest Missouri St., Jan. 15, 1983

Field Goals:

48, vs. Montana State, Dec. 23, 1977 (87 att.)

48, vs. Eastern Washington, Jan. 14, 1984 (80 att.)

Field Goal Attempts:

88, vs. Tennessee Tech, Dec. 14, 1990 (45 made)

Field Goal Percentage:

.750, vs. Nebraska-Omaha, Jan. 25, 1988 (42-56)

Lowest Field Goal Percentage:

.255, vs. Minnesota, Dec. 19, 1998 (14-55)

Three-Point Goals:

12, vs. Colorado, Jan. 8, 1994 (22 att.)

Three-Point Goals Attempted:

26, vs. Missouri, Jan. 24, 1994 (2 made)

26, vs. Oklahoma (7 made), Jan. 29, 1994

Three-Point Percentage:

.667, vs. Chicago State, Jan. 16, 1990 (8-12)

.667, vs. Western Illinois, Nov. 19, 1997 (10-15)

.667 vs. Pacific, Jan. 4, 2000 (10-15)

Free Throws:

43, vs. Texas, Jan. 3, 1996 (43-59 att.)

Fewest Free Throws:

1, vs. Kansas State, Jan. 21, 1989 (6 att.)

Free Throw Attempts:

59, vs. Texas, Jan. 3, 1996 (43 made)

Fewest Free Throws Attempted:

3, vs. Missouri, Jan. 16, 1982 (2 made)

Free-Throw Percentage:

.939, vs. Oklahoma State, Feb. 10, 1982 (31-33)

Rebounds:

72, vs. Oklahoma, Jan. 27, 1992

Fewest Rebounds:

14, vs. Missouri, Feb. 26, 1983

Personal Fouls:

34, vs. Kansas, Jan. 8, 1990

Fewest Personal Fouls:

9, vs. Chicago State, Jan. 16, 1990

9, vs. North Carolina A&T, Nov. 28, 1998

9, vs. Baylor, Jan. 22, 2000

Disqualifications:

3, several times

Assists:

36, vs. Montana State, Dec. 23, 1977

Turnovers:

30, vs. Texas, Jan. 3, 1996

Fewest Turnovers:

4, vs. Kansas State, Feb. 3, 1982

4, vs. Oklahoma, Feb. 2, 1983

Blocked Shots:

15, vs. Coppin State, Dec. 6, 1996

Steals:

22, vs. Florida A&M, Dec. 20, 1993

Opponent Team

Points in a Game:
111, by Missouri, Jan. 13, 1990

Fewest Points in a Game:
41, by Kansas State, March 7, 1984;
41, by Delaware State, Dec. 20, 1995

Points in a Half:
62, by Missouri, Jan. 13, 1990 (2nd) by Oklahoma State, Feb. 14, 1990 (2nd)

Fewest Points in a Half:
12, by Arkansas, March 17, 1987 (NIT)

Margin of Victory:
25, by Kansas, Feb. 23, 2000

Field Goals:
43, by Pittsburgh vs. Eastern Michigan, March 18, 1988 (NCAA, 69 att.)

Field Goal Attempts:
85, by Tennessee Tech, Dec. 14, 1990

Field Goal Percentage:
.771, by Kansas St., Feb. 3, 1982 (27-35)

Lowest Field Goal Percentage:
.230, by Delaware State, Dec. 20, 1995

Three-Point Goals:
15, by Northern Iowa, Dec. 16, 1995

Three-Point Goals Attempted:
37, by Baylor, Feb. 14, 1998 (9 made)

Three-Point Percentage:
.750, by Creighton, Nov. 26, 1988 (9-12)

Free Throws:
44, by Oklahoma State, Feb. 14, 1990 (52 att.)

Fewest Free Throws:
1, by Illinois State vs. Alabama, March 16, 1984 (NCAA, 2 att.)
1, by Kansas vs. Wake Forest, March 18, 1984 (NCAA, 2 att.)
1, by Baylor, Jan. 22, 2000

Free Throw Attempts:
52, by Oklahoma State, Feb. 14, 1990 (44 made)

Fewest Free Throw Attempts:
2, three times, most recently by Kansas vs. Wake Forest, March 18, 1984 (NCAA, 1 made)

Free Throw Percentage:
1.000, by Kansas, Jan. 26, 1977 (11-11)
1.000 by Colorado, Feb. 16, 1980 (14-14)
1.000 by Colorado, Jan. 21, 1981 (12-12)

Rebounds:
54, by Bowling Green vs. Alabama State, Dec. 14, 1990
54, by Florida A&M, Dec. 20, 1994

Fewest Rebounds:
15, by Wisconsin-Stevens Point, Jan. 9, 1985

Personal Fouls:
38, by Texas, Jan. 3, 1996

Fewest Fouls:
7, by Wake Forest vs. Kansas, March 18, 1984 (NCAA)

Disqualifications:
5, by Pepperdine, Dec. 2, 1989

Assists:
29, by Pittsburgh vs. Eastern Michigan, March 18, 1988 (NCAA)

Turnovers:
35, by Denver, Nov. 26, 1982

Fewest Turnovers:
6, by Vanderbilt vs. Pittsburgh, March 20, 1988 (NCAA)

Blocked Shots:
13, by Kansas State, Jan. 15, 1997

Steals:
17, by Eastern Washington, Dec. 3, 1979

Devaney Center Quick Facts

Games:
372 in 24 seasons

Record:
288-84 (.774)

Overtime Record:
12-3 (.800)

Most Consecutive Winning Seasons:
24, 1976-77-present

Most Games, Season:
18, 1982-83 and 1988-89

Most Wins, Season:
17, 1982-83

Most Losses, Season:
6, five times

Most Consecutive Wins:
16, last four games of 1982 first 12 of 1983, ended by Missouri, 54-51, Feb. 26, 1983

Most Consecutive Losses:
4, ended against Kansas State, March 3, 1996

Most Consecutive Conference Wins:
8, last three games of 1982, first five games of 1983, ended by Missouri, 54-51, Feb. 26, 1983 (excludes tournament games)

Most Consecutive Conference Losses:
5, last two games of 1988, first three of 1989, ended vs. Kansas, 74-70, Feb. 4, 1989

Devaney Center OT Games (NU 10-3)

Jan. 27, 1979	Nebraska 66, Kansas 64
Dec. 22, 1979	Nebraska 92, Alabama-Birmingham 84 (4OT)
Jan. 23, 1980	Nebraska 74, Oklahoma State 73
March 8, 1980	Louisville 71, Kansas State 69 (NCAA)
	Missouri 87, Notre Dame 84 (NCAA)
Nov. 28, 1980	Wyoming 62, Nebraska 59
Feb. 8, 1984	Nebraska 54, Oklahoma State 52
Jan. 3, 1987	Nebraska 70, Creighton 55
Feb. 28, 1987	Nebraska 83, Kansas 81
Jan. 6, 1988	Grambling State 71, Nebraska 68
March 20, 1988	Vanderbilt 80, Pittsburgh 74 (NCAA)
Dec. 3, 1988	North Texas 82, Army 79 (Ameritas Classic)
Feb. 19, 1992	Nebraska 81, Kansas 79
Jan. 30, 1993	Nebraska 88, Missouri 87
Dec. 10, 1994	Nebraska 96, Michigan State 91
Feb. 25, 1996	Oklahoma 80, Nebraska 76
Jan. 15, 1997	Nebraska 87, Kansas State 77
Feb. 18, 1998	Nebraska 67, Missouri 66
Nov. 23, 1999	Nebraska 81, Eastern Illinois 78 (2OT)

Devaney Center Attendance

Year	G	Total		G	Conference	
		Att.	Avg.		Att.	Avg.
1976-77	11	106,868	9,715	7	74,243	10,606
1977-78	17	172,892	10,170	7	90,514	12,931
1978-79	11	131,769	11,979	7	87,502	12,500
1979-80	16	145,626	9,102	7	79,015	11,288
1980-81	15	136,483	9,099	7	82,009	11,716
1981-82	14	143,819	10,273	7	79,329	11,333
1982-83	18	195,333	10,852	7	86,511	12,359
1983-84	17	173,721	10,219	7	82,233	11,746
1984-85	15	176,045	11,736	7	95,221	13,603
1985-86	15	146,117	9,741	7	78,208	11,173
1986-87	17	197,395	11,611	7	81,680	11,669
1987-88	14	159,100	11,364	7	90,875	12,982
1988-89	18	193,545	10,753	7	87,283	12,469
1989-90	15	150,190	10,013	7	81,894	11,699
1990-91	15	199,605	13,307	7	100,740	14,391
1991-92	16	207,950	12,997	7	100,079	14,297
1992-93	16	*213,715	*13,357	7	100,620	14,374
1993-94	16	212,447	13,278	7	*100,973	*14,475
1994-95	17	202,688	11,923	7	95,768	13,681
1995-96	16	168,225	10,514	7	87,065	12,438
1996-97	16	174,119	10,882	8	99,167	12,396
1997-98	15	141,472	9,431	8	87,060	10,883
1998-99	16	146,653	9,166	8	77,477	9,685
1999-2000	16	117,466	7,342	8	70,321	8,790
Totals	372	4,013,243	10,788	172	2,025,750	11,778

+Does not include tournament games; *Single-season record
Largest Crowd to See Nebraska in the Devaney Center
 15,038, vs. Oklahoma State, 1980-81
Smallest Crowd to See Nebraska in the Devaney Center
 3,571, vs. Montana, Dec. 23, 1980
Smallest Crowd to See a Conference Game in Devaney
 7,331, vs. Oklahoma, Feb. 14, 2000

Postseason Tournament Records, Results

Individual

Points

33, Tom Baack vs. Marshall, March 13, 1967

Opponent

46, George Stone, Marshall, March 13, 1967

Field Goals

13, Tom Baack vs. Marshall, March 13, 1967 (24 att.)

Opponent

20, George Stone, Marshall, March 13, 1967 (38 att.)

Field Goal Attempts

24, Tom Baack vs. Marshall, March 13, 1967 (13 made)

Opponent

38, George Stone, Marshall, March 13, 1967 (20 made)

Field Goal Percentage (min. 5 att.)

1.000, Mikki Moore at Nevada, March 18, 1997 (9-9)

Opponent

.857; Mike Smerk, Canisius, March 13, 1985 (6-7)

Three-Point Goals

7; Cary Cochran, at TCU, March 15, 1999 (7-9)

Opponent

5, Greg Hill, Washington, March 21, 1987 (13 att.)

5, Ed Louden, Arkansas State, March 16, 1989 (8 att.)

5, Dominick Young, Fresno State, March 22, 1996 (17 att.)

5, Pat Bradley, Arkansas, March 12, 1998 (10 att.)

Three-Point Attempts

10, Erick Strickland, vs. Georgia, March 16, 1995 (2 made)

Opponent

17, Dominick Young, Fresno State, March 22, 1996 (5 made)

Three-Point Percentage

778, Cary Cochran, at TCU, March 15, 1999 (7-9)

Opponent

.750, Greg Bartram, Penn State, March 21, 1995 (3-4)

Free Throws

13, Dave Hoppen vs. Canisius, March 13, 1985 (16 att.)

Opponent

9, Reggie Miller, UCLA, March 19, 1985 (9 att.)

Free Throw Attempts

16, Dave Hoppen vs. Canisius, March 13, 1985 (13 made)

Opponent

11, Kevin Freeman, Connecticut, March 21, 1997 (7 made)

Free Throws, No Misses

5, Curt Hedberg vs. Utah State, March 8, 1978

Opponent

9, Reggie Miller, UCLA, March 19, 1985

Rebounds

15, Mikki Moore, at Nevada, March 18, 1997

Opponent

16; Bob Allen, Marshall, March 13, 1967

16, Tyrone Corbin, DePaul, March 28, 1983

Assists

10; Clifford Scales vs. Arkansas State, March 16, 1989

Opponent

16; Sam Crawford, New Mexico State, March 19, 1993

Blocked Shots

4, Dave Hoppen vs. Texas Christian, March 24, 1983

4, vs. DePaul, March 28, 1983

4, Venson Hamilton vs. Washington, March 12, 1997

4, Hamilton vs. UNLV, March 10, 1999

Opponent

8, Walter Downing, DePaul, March 28, 1983

Steals

6, Brian Carr vs. Arkansas-Little Rock, March 26, 1987

6, Cookie Belcher vs. Washington, March 12, 1997

6, Cookie Belcher vs. Arkansas, March 12, 1998

6, Cookie Belcher vs. UNLV, March 10, 1999

Opponent

8, Dominick Young, Fresno State, March 22, 1996

Team

Points

91, vs. Colorado State, March 14, 1996

Opponent

119, by Marshall, March 13, 1967

Points in a Half

52; vs. Colorado State, March 14, 1996 (2nd)

Opponent

61; by Marshall, March 13, 1967 (2nd)

Field Goals

37; vs. Marshall, March 13, 1967 (90 att.)

Opponent

46; by Marshall, March 13, 1967 (90 att.)

Field Goal Attempts

90; vs. Marshall, March 13, 1967 (37 made)

Opponent

90; by Marshall, March 13, 1967 (46 made)

Field Goal Percentage

588; vs. Washington State, March 19, 1996 (30-51)

Opponent

.621; by Texas Christian, March 15, 1999 (36-58)

Three-Point Goals

10, vs. Colorado State, March 14, 1996 (17 att.)

10, at Texas Christian, March 15, 1999 (19 att.)

Opponent

12; by Penn State, March 21, 1995 (28 att.)

Three-Point Attempts

24; vs. New Mexico State, March 19, 1993 (8 made)

Opponent

28; by Penn State, March 21, 1995 (12 made)

Three-Point Percentage

.588; vs. Colorado State, March 14, 1996 (10-17)

Opponent

.571; by Arkansas State, March 16, 1989 (8-14)

Free Throws

33; vs. Canisius, March 13, 1985 (41 att.)

33, vs. Tulane, March 26, 1996 (45 att.)

Opponent

29; by Xavier, March 14, 1991 (40 att.)

Free Throw Attempts

45; vs. Tulane, March 26, 1996 (33 made)

Opponent

40; by Xavier, March 14, 1991 (28 made)

Free Throw Percentage

.900; at Ohio State, March 20, 1989 (9-10)

Opponent

.905, Arkansas, March 12, 1998 (19-21)

Rebounds

49; vs. Connecticut, March 19, 1992

Opponent

63; by Marshall, March 13, 1967

Assists

24; three times, most recently vs. Arkansas State, March 16, 1989

Opponent

26; by Texas Christian, March 15, 1999

Blocked Shots

6; vs. Texas Christian, March 24, 1983

6, vs. Washington State, March 19, 1996

6, vs. Fresno State, March 22, 1996

6, vs. Washington, March 12, 1997

Opponent

10; by DePaul, March 28, 1983

10, by Connecticut, March 21, 1997

10, by Texas Christian, March 15, 1999

Steals

15; vs. Washington, March 12, 1997

Opponent

16; by Tulane, March 26, 1996

Nebraska in Postseason Tournament Play

<u>Year</u>	<u>Tournament/Round</u>	<u>Opponent</u>	<u>Result</u>	<u>Site</u>
1948-49	*NCAA Playoff	Oklahoma State	L, 35-52	Kansas City, Mo.
1966-67	NIT/First Quarterfinals	Bye Marshall	L, 88-119	New York, N.Y.
1977-78	NIT/First Quarterfinals	Utah State Texas	W, 67-66 L, 48-67	Lincoln, Neb. Austin, Texas
1979-80	NIT/First	Michigan	L, 69-76	Ann Arbor, Mich.
1982-83	NIT/First Second Quarterfinals Semifinals	Tulane Iona Texas Christian DePaul	W, 72-65 W, 85-73 W, 67-57 L, 58-68	Lincoln, Neb. Lincoln, Neb. Lincoln, Neb. New York, N.Y.
1983-84	NIT/First Second	Creighton Xavier (Ohio)	W, 56-54 L, 57-58	Omaha, Neb. Cincinnati, Ohio
1984-85	NIT/First Second	Canisius UCLA	W, 79-66 L, 63-82	Lincoln, Neb. Los Angeles, Calif.
1985-86	NCAA/First	Western Kentucky	L, 59-67	Charlotte, N.C.
1986-87	NIT/First Second Quarterfinals Semifinals Third Place	Marquette Arkansas Washington Southern Mississippi Arkansas-Little Rock	W, 78-76 W, 78-71 W, 81-76 L, 75-82 W, 76-67 (OT)	Lincoln, Neb. Lincoln, Neb. Lincoln, Neb. New York, N.Y. New York, N.Y.
1988-89	NIT/First Second	Arkansas State Ohio State	W, 81-79 L, 74-85	Lincoln, Neb. Columbus, Ohio
1990-91	NCAA/First	Xavier (Ohio)	L, 84-89	Minneapolis, Minn.
1991-92	NCAA/First	Connecticut	L, 65-86	Cincinnati, Ohio
1992-93	NCAA/First	New Mexico State	L, 79-93	Syracuse, N.Y.
1993-94	NCAA/First	Pennsylvania	L, 80-90	Uniondale, N.Y.
1994-95	NIT/First Second	Georgia Penn State	W, 69-61 L, 65-59	Lincoln, Neb. Lincoln, Neb.
1995-96	NIT/First Second Third Semifinals Championship	Colorado State Washington State Fresno State Tulane St. Joseph's	W, 91-83 W, 82-73 W, 83-71 W, 90-78 W, 60-56	Fort Collins, Colo. Lincoln, Neb. Fresno, Calif. New York City New York City
1996-97	NIT/First Second Third	Washington Nevada Connecticut	W, 67-63 W, 78-68 L, 67-76	Lincoln, Neb. Reno, Nev. Storrs, Conn.
1997-98	NCAA/First	Arkansas	L, 65-74	Boise, Idaho
1998-99	NIT/First Second	UNLV Texas Christian	W, 68-55 L, 89-101	Lincoln, Neb. Fort Worth, Texas

NU Postseason Tournament Summary

In the NCAA: 0-6 (1986, 1991, 1992, 1993, 1994, 1998)

In the NCAA Playoffs: 0-1 (1949)

In the NIT: 20-11 (1967, 1978, 1980, 1983, 1984, 1985, 1987, 1989, 1995, 1996, 1997, 1999)

All-Time Postseason Record: 20-17

**Playoff game between Big Seven and Missouri Valley Conference champions for berth in eight-team NCAA Tournament field. Not considered to be "official" participation in the NCAA Tournament.*



Nebraska Postseason Tournament Box Scores

1967 NIT

Marshall 119, Nebraska 88

March 13--at New York City

Thundering Herd (119): Stone 20-38 6-6 46, Redd 6-12 5-8 17, Allen 1-2 1-2 3, Davidson 8-17 7-8 23, Diantoni 9-15 6-6 24, Dawson 0-1 0-0 0, D. Blankenship 1-1 0-0 2, Stepp 0-1 0-0 0, Watson 0-1 0-0 0, K. Blankenship 1-2 2-2 4, Beam 0-0 0-0 0. Team 46-90 27-32 119.

Cornhuskers (88): Tom Baack 13-24 7-9 33, Nate Branch 6-12 2-2 14, Willie Campbell 8-20 1-4 17, Stuart Lantz 4-14 1-2 9, Jim Damm 2-5 1-1 5, Frank Empkey 2-5 0-0 4, Ron Simmons 1-3 0-0 2, Roger Leitner 0-2 0-1 0, Robert Wagner 1-2 0-3 2, Dan Shaver 0-1 0-0 0, Charles Stone 0-2 2-2 2. Team 37-90 14-22 88.

Marshall	58	61	--	119
Nebraska	39	49	--	88

FG%: Marshall 51.1, Nebraska 41.1. **FT%:** Marshall 84.4, Nebraska 63.6. **Rebounds:** Marshall 63 (Allen 16, Stone 11), Nebraska 47 (Baack 10). **Personal fouls:** Marshall 16, Nebraska 19. **Fouled out:** None. **Assists:** Marshall 21 (D'Antoni 11), Nebraska 19 (Baack 5). **Officials:** Lou Eisenstein, Jim Lennon. **Attendance:** 9,332.

Game Notes: In Huskers' first-ever "official" postseason appearance, Marshall decked NU, 119-88...Thundering Herd set NIT single-game records for points (119), field goals (46)...George Stone's 46 points most by college player in Madison Square Garden in 1967, equaled most-ever vs. Huskers...Baack had 33 points in final collegiate game, most points ever for NU player in postseason game...Huskers ended season with 16-9 mark, Marshall went on to a fourth-place tournament finish.

1978 NIT

Nebraska 67, Utah State 66

March 8--at Lincoln, Neb.


Aggies (66): Preston Bailess 1-2 0-0 2, Dean Hunger 7-10 0-0 14, Mike Santos 10-16 0-0 20, Keith McDonald 5-11 3-3 13, Oscar Williams 2-5 3-4 17, Rawlee Perkins 0-0 0-0 0, Gary Furniss 0-0 0-0 0, Brian Jackson 2-2 6-8 10. Team 27-46 12-15 66.

Cornhuskers (67): Terry Novak 2-8 0-0 4, Curt Hedberg 3-8 5-5 11, Carl McPipe 4-9 2-6 10, Brian Banks 5-11 0-0 10, Bob Moore 1-4 0-0 2, Mike Naderer 6-9 0-0 12, Mark McVicker 0-1 0-0 0, Andre Smith 8-11 2-2 18. Team 29-61 9-13 67.

Utah State	36	30	--	66
Nebraska	32	35	--	67

FG%: Utah State 58.7, Nebraska 47.5. **FT%:** Utah State 80.0, Nebraska 69.2. **Rebounds:** Utah State 31 (Santos 9), Nebraska 24 (McPipe 7). **Personal fouls:** Utah State 16, Nebraska 16. **Fouled out:** Hunger. **Assists:** Utah State 21 (Williams 9), Nebraska 20 (Novak, Banks 6). **Turnovers:** Utah State 18, Nebraska 9. **Blocked shots:** Utah State 3 (Santos 3), Nebraska 0. **Steals:** Utah State 5 (McDonald 2), Nebraska 10 (Novak, Naderer 3). **Officials:** Rich Eichhorst and Rich Wanamaker. **Attendance:** 8,029.

Game Notes: Nebraska picked up school-record tying 22nd victory with first-round NIT victory over Utah State...first NIT appearance for Huskers since 1967...Aggies held 10-point first-half lead, were up four at halftime...game was tied at 62 with 2:34 to play, but McPipe's free throw with 1:52 left gave NU lead for good and its first postseason tournament win ever.



Nebraska's 1948-49 team lost to Oklahoma State, 52-35, in a playoff game at Kansas City, Mo., for the berth to the eight-team NCAA Tournament.

Texas 67, Nebraska 48

March 15--at Austin, Texas

Cornhuskers (48): Terry Novak 2-8 0-0 4, Curt Hedberg 0-5 2-2, Carl McPipe 7-19 2-3 16, Mike Naderer 0-2 2-2 2, Brian Banks 3-7 0-0 6, Bob Moore 0-5 0-0 0, Gerald Myrthil 1-4 0-0 2, Andre Smith 7-10 0-0 14, Sil Despot 1-1 0-0 2. Team 21-61 6-7 48.

Longhorns (67): Ron Baxter 4-6 2-3 10, Tyrone Branyan 4-6 0-0 8, Garry Goodner 6-8 4-5 16, Jim Krivacs 7-15 4-4 18, John Moore 6-9 1-1 13, John Danks 0-0 1-1 2, Tom Nichols 0-0 0-0 0. Team 27-44 13-15 67.

Nebraska	24	24	--	48
Texas	31	36	--	67

FG%: Nebraska 34.4, Texas 61.4. FT%: Nebraska 85.7, Texas 86.7. Rebounds: Nebraska 28 (McPipe 7), Texas 32 (Baxter 13). Personal fouls: Nebraska 15, Texas 13. Fouled out: None. Assists: Nebraska 13 (Novak 3), Texas 13 (Branyan, Moore 4). Turnovers: Nebraska 13, Texas 16. Blocked shots: Nebraska 0, Texas 1 (Baxter 1). Steals: Nebraska 4 (Banks 2), Texas 3 (Branyan, Goodner, Moore 1). Officials: Reggie Copland, Ben Dunn. Attendance: 13,000.

Game Notes: Texas and Coach Abe Lemons ended Nebraska's hopes for a school-record 23rd victory with a 21-point win over the Cornhuskers in Austin...NU trailed by seven at intermission, but shot 27.8 percent from the floor in the final 20 minutes while the Longhorns connected at a 68.4 percent clip...Huskers pulled within six early in second half, but Texas delivered 16-6 run and never looked back...Longhorns went on to win NIT title...Huskers ended season with 22-8 record.

1980 NIT

Michigan 76, Nebraska 69

March 6--at Ann Arbor, Mich.

Cornhuskers (69): Ray Collins 5-11 4-4 14, Tim West 2-5 0-0 1 4, Andre Smith 13-18 4-6 30, Mike Naderer 0-2 1-2 1, Jack Moore 6-11 4-4 16, Greg Downing 1-2 0-0 2, Mark McVicker 1-4 0-0 2. Team 28-53 13-16 69.

Wolverines (76): Mike McGee 12-22 1-1 25, Thad Garner 2-5 1-4 5, Paul Heurman 7-8 2-2 16, Mark Lozier 0-1 0-0 0, Johnny Johnson 7-10 5-6 19, Keith Smith 4-7 3-3 11, Marty Bodnar 0-3 0-0 0, Mark Bodnar 0-0 0-0 0. Team 32-56 12-16 76.

Nebraska	31	38	--	69
Michigan	34	42	--	76

FG%: Nebraska 52.8, Michigan 57.1. FT%: Nebraska 81.2, Michigan 75.0. Rebounds: Nebraska 25 (Smith 12), Michigan 28 (Johnson 7). Personal fouls: Nebraska 16, Michigan 16. Fouled out: Collins, Heurman. Assists: Nebraska 7 (Moore 2), Michigan 9 (Johnson 4). Turnovers: Nebraska 10, Michigan 11. Blocked shots: Nebraska 3 (Collins, Moore, Downing 1), Michigan 2 (Garner, Heurman 1). Steals: Nebraska 4 (Collins 4), Michigan 6 (Lozier, Johnson 2). Officials: Ron Zetcher, Dick Sanders, Jack Savage. Attendance: 9,756.

Game Notes: After a heartbreaking 60-59 loss to Kansas State in semifinals of Big Eight Tournament, Nebraska made second NIT appearance in three seasons...next-to-last game for Michigan coach Johnny Orr, who resigned following the season to become head coach at Iowa State...Huskers' Smith ended career with 30-point, 12-rebound effort...Michigan held 34-31 halftime lead and opened second half with 16-6 run and NU never came closer than three after that...loss ended NU's season at 18-13.



Nebraska's 1983 NIT Semifinal team

1983 NIT

Nebraska 72, Tulane 65

March 17--at Lincoln, Neb.

Green Wave (65): Paul Thompson 4-15 2-3 10, Elton Webster 6-10 3-4 15, John Williams 4-10 2-2 10, Daryl Moreau 3-7 0-0 6, Howard Jenkins 6-10 0-0 3, Kevin Saulny 2-2 0-0 4, Danny Gauthier 0-1 0-0 0, Curtis Wallace 4-5 0-1 8. Team 29-60 7-10 65.

Cornhuskers (72): Claude Renfro 4-10 2-3 10, Stan Cloudy 10-17 0-0 20, Dave Hoppen 6-10 4-9 16, David Ponce 7-14 2-3 16, Greg Downing 4-7 0-0 8, Eric Williams 0-3 0-0 0, Lenard Johnson 1-1 0-0 2. Team 32-62 8-15 72.

Tulane	35	30	--	65
Nebraska	36	36	--	72

FG%: Tulane 48.3, Nebraska 51.6. FT%: Tulane 70.0, Nebraska 53.3. Rebounds: Tulane 31 (Webster 9), Nebraska 37 (Cloudy 14). Personal fouls: Tulane 16, Nebraska 12. Fouled out: none. Assists: Tulane 18 (Moreau, Jenkins 6), Nebraska 24 (Cloudy 7). Turnovers: Tulane 16, Nebraska 11. Blocked shots: Tulane 2 (Thompson, Webster 1), Nebraska 0. Steals: Tulane 4 (four with one), Nebraska 9 (Ponce 3). Officials: Jim Harvey, Bob Straface, James Burroughs. Attendance: 12,053.

Game Notes: Nebraska earned first postseason bid in three seasons and picked up first postseason win since 1978 with opening-round victory over Green Wave...Huskers held one-point halftime lead, then used 57.7 percent shooting from the field in the last half to secure the win...Huskers used 12-7 run to take 10-point advantage and Green Waves never got closer than five.

Nebraska 85, Iona 73

March 21--at Lincoln, Neb.

Gaels (73): Tony Hargraves 3-9 2-4 8, Gary Springer 4-5 2-2 10, Bob Coleman 2-4 1-2 5, Rory Grimes 7-13 5-8 19, Steve Burt 9-16 4-5 22, Arnie Russell 4-5 1-2 9, Chris Crockett 0-2 0-0 0, Dan Parascandola 0-0 0-0 0, Mark Hooper 0-0 0-0 0. Team 29-54 15-23 73.

Cornhuskers (85): Claude Renfro 6-8 4-6 16, Stan Cloudy 9-17 6-8 24, Dave Hoppen 6-11 3-5 15, David Ponce 2-5 5-6 11, Greg Downing 4-8 2-4 10, Eric Williams 1-2 0-0 2, Leonard Johnson 2-2 3-5 7, Terry Smith 0-0 0-0 0, Handy Johnson 0-1 0-0 0. Team 31-54 23-34 85.

Iona	39	34	--	73
Nebraska	40	45	--	85

FG%: Iona 53.7, Nebraska 57.4. FT%: Iona 65.2, Nebraska 67.6. Rebounds: Iona 36 (Russell 10), Nebraska 27 (Cloudy 8). Personal fouls: Iona 31, Nebraska 18. Fouled out: Springer, Coleman, Russell. Assists: Iona 11 (Grimes 6), Nebraska 24 (Cloudy, Williams 5). Turnovers: Iona 30, Nebraska 17. Blocked shots: Iona 2 (Springer, Russell

1), Nebraska 5 (Johnson 3). **Steals:** Iona 7 (Burt 3), Nebraska 6 (Renfro 3). **Officials:** Sonny Holmes, Allie Prescott, Bob McGrath. **Attendance:** 14,712.

Game Notes: Nebraska advanced to the NIT quarterfinals with a 12-point victory over Iona...Huskers held one-point halftime lead, but visiting Gaels took 47-46 lead on Hargraves' dunk, but Cloudy jumper seconds later gave NU lead for good...Cloudy had second straight 20-point outing with a game-high 24 points.

Nebraska 67, Texas Christian 57

March 24--at Lincoln Neb.

Horned Frogs (57): Doug Arnold 7-17 2-2 16, Nick Cucinella 0-1 0-0 0, Brian Christensen 3-6 0-0 6, Dennis Nutt 4-15 0-0 8, Darrell Browder 11-27 3-6 25, Tom Mortimer 0-1 0-0 0, Kenny Hart 0-0 0-0 0, Johnny Pate 1-1 0-0 2, Paul Kapturkiewicz 0-0 0-0 0. Team 26-68 5-8 57.

Cornhuskers (67): Claude Renfro 1-2 6-9 8, Stan Cloudy 8-13 2-2 18, Dave Hoppen 8-14 0-0 16, David Ponce 2-8 2-3 6, Greg Downing 5-6 0-0 10, Brett Hughes 0-0 0-1 0, Eric Williams 1-1 0-0 2, Leonard Johnson 2-3 1-2 5, Trent Scarlett 0-0 2-2 2. Team 27-47 13-19 67.

Texas Christian	19	39	--	57
Nebraska	36	31	--	67

FG%: Texas Christian 38.2, Nebraska 57.4. **FT%:** Texas Christian 62.5, Nebraska 68.4. **Rebounds:** Texas Christian (Arnold 9), Nebraska 31 (Cloudy 9). **Personal fouls:** Texas Christian 20, Nebraska 17. **Fouled out:** none. **Assists:** Texas Christian 7 (Browder 3), Nebraska 23 (Ponce, Downing 7). **Turnovers:** Texas Christian 15, Nebraska 18. **Blocked shots:** Texas Christian 3 (Arnold 3), Nebraska 6 (Hoppen 4). **Steals:** Texas Christian 8 (Arnold 3), Nebraska 4 (Ponce 2). **Officials:** Jim Desmond, Mike Stockner, Art Willard. **Attendance:** 14,753.

Game Notes: Nebraska bolted to a 19-8 lead in the game's first eight minutes, and owned 36-19 halftime advantage as Huskers held Horned Frogs to 27.6 percent shooting from the floor in the opening half...Huskers built lead to as many as 24 in last half, and the closest TCU came was 10 twice...Cloudy again led the way with a team-high 18 points...crowd was largest of the season, allowed Huskers to break the Devaney Center record for total attendance...fans started lining up before 6 a.m. on March 22nd for tickets to game, the then-14,438-seat Devaney Center sold out in five hours after windows opened at 9 a.m....school-record-tying 22nd win.

DePaul 68, Nebraska 58

March 28--at New York City (Seminfinals)

Blue Demons (68): Tyrone Corbin 5-9 5-7 15, Kevin Holmes 1-4 2-2 4, Brett Burkholder 0-2 3-4 3, Tony Jackson 5-10 7-9 17, Kenny Patterson 2-7 5-7 9, Bernard Randolph 5-13 3-6 13, Walter Downing 2-8 1-2 5, Raymond McCoy 0-1 0-0 0, Jerry McMillan 1-2 0-0 2. Team 21-56 26-37 68.

Cornhuskers (58): Stan Cloudy 2-13 0-0 4, Claude Renfro 5-13 3-4 13, Dave Hoppen 5-13 5-13 15, Greg Downing 3-6 4-4 10, David Ponce 2-5 0-1 4, Eric Williams 2-5 2-2 6, Leonard Johnson 3-6 0-0 6, Terry Smith 0-1 0-0 0, Kenny Walton 0-0 0-0 0. Team 22-62 14-24 58.

DePaul	36	32	--	68
Nebraska	31	27	--	58

FG%: DePaul 37.5, Nebraska 35.5. **FT%:** DePaul 70.3, Nebraska 58.3. **Rebounds:** DePaul 48 (Corbin 16), Nebraska 41 (Hoppen 9). **Personal fouls:** DePaul 19, Nebraska 27. **Fouled out:** Jackson, Downing, Renfro, Ponce. **Assists:** DePaul 11 (Patterson 3), Nebraska 18 (Downing 5). **Turnovers:** DePaul 16, Nebraska 18. **Blocked shots:** DePaul 10 (Downing 8), Nebraska 4 (Hoppen 4). **Steals:** DePaul 9 (Burkholder, Jackson 2), Nebraska 7 (Downing 3). **Officials:** Joey Sylvester, Ed Cartotto, Dave Pollack. **Attendance:** 8,614.

Game Notes: DePaul ended Nebraska's NIT title bid...Hoppen earned first-team All-NIT honors...Huskers never led, as Blue Demons built 15-point first-half lead and led by five at halftime...NU tied game at 52 on Hoppen jumper with 8:42 to go, but Patterson's jumper seconds later gave DePaul lead for good as Huskers hit just 30.3 percent from the floor in last half...Huskers ended season with 22-10 record, DePaul lost in title game to Fresno State.

1984 NIT Nebraska 56, Creighton 54

March 15--at Omaha, Neb.

Cornhuskers (56): Ronnie Smith 2-4 0-0 4, Stan Cloudy 0-3 0-0 0, Dave Hoppen 11-20 3-3 25, David Ponce 4-7 2-2 10, Eric Williams 3-8 0-0 6, Brian Carr 2-7 0-0 4, Curtis Moore 3-7 1-2 7, James Moore 0-1 0-0 0, John Matzke 0-0 0-0 0. Team 25-57 6-7 56.

Bluejays (54): Gregory Brandon 1-6 0-0 2, Karlas Gripado 0-0 0-0 0, Benoit Benjamin 10-14 3-3 23, Gary Swain 4-7 2-3 10, Vernon Moore 6-11 2-5 14, Kenny Evans 2-6 1-2 5, Reggie Morris 0-0 0-0 0, Kenny Smith 0-0 0-0 0. Team 23-44 8-13 54.

Nebraska	28	28	--	56
Creighton	31	23	--	54

FG%: Nebraska 43.9, Creighton 52.2. **FT%:** Nebraska 85.7, Creighton 61.5. **Rebounds:** Nebraska 27 (Hoppen 10), Creighton 30 (Benjamin 14). **Personal fouls:** Nebraska 14, Creighton 12. **Fouled out:** Ponce. **Assists:** Nebraska 15 (Carr, Ponce 5), Creighton 9 (Moore 4). **Turnovers:** Nebraska 9, Creighton 14. **Blocked shots:** Nebraska 1 (Cloudy), Creighton 3 (Benjamin 2). **Steals:** Nebraska 4 (Smith 3), Creighton 7 (Evans 3). **Officials:** Verl Sell and Mike Stockner. **Attendance:** 9,158.

Game Notes: After handing Creighton a 65-56 loss in Lincoln during the regular season, the Cornhuskers rallied from three-point halftime deficit to knock off Bluejays in first round of NIT at Omaha...Hoppen tied the game at 54 with 12 seconds to play, and put Nebraska ahead when he made a free throw after a technical foul had been called on CU's Benjamin...Moore then made one of two free throws with three seconds to give NU two-point win...Hoppen had game-high 25 points, outscored Creighton's Benjamin in two meetings, 52-33...NU earned consecutive postseason bids for first time ever.

Xavier 58, Nebraska 57

March 19--at Cincinnati, Ohio

Cornhuskers (57): Curtis Moore 2-8 1-1 5, Ronnie Smith 2-3 0-0 4, Dave Hoppen 9-14 4-5 22, David Ponce 5-9 0-0 10, Eric Williams 1-6 0-0 2, Brian Carr 1-3 0-1 2, Stan Cloudy 5-11 2-2 12, John Matzke 0-0 0-0 0. Team 25-54 7-9 57.

Muskateers (58): Dexter Bailey 4-8 0-1 8, John Shimko 0-3 4-4 4, Jeff Jenkins 9-14 0-0 18, Ralph Lee 1-5 2-2 4, Victor Fleming 6-10 8-8 20, Leroy Greenridge 0-0 0-0 0, Richard Harris 2-4 0-2 4, Walter McBride 0-0 0-0 0. Team 22-44 14-17 58.

Nebraska	25	32	--	57
Xavier	30	28	--	58

FG%: Nebraska 46.3, Xavier 50.0. **FT%:** Nebraska 77.8, Xavier 82.4. **Rebounds:** Nebraska 29 (7 Hoppen), Xavier 26 (6 Shimko). **Personal fouls:** Nebraska 18, Xavier 12. **Fouled out:** Ponce. **Assists:** Nebraska 18 (Williams 5), Xavier 14 (Lee 9). **Turnovers:** Nebraska 13, Xavier 14. **Blocked shots:** Nebraska 0, Xavier 2 (Bailey, Jenkins 1). **Steals:** Nebraska 5 (Cloudy 2), Xavier 4 (four with one). **Officials:** Don Ferguson, Walley Tanner, Reggie Copeland. **Attendance:** 9,519.

Game Notes: Forced to the road for a second-straight game because the Devaney Center was being utilized for the NCAA Midwest Regional, Huskers couldn't overcome Xavier's five-point halftime advantage...Nebraska had 49-48 lead with five minutes to play, but Xavier scored four-straight points to take 52-49 lead and closest Huskers

came was one on two occasions...NU pulled to within 56-55 on Cloudy jumper with 22 seconds to play, but Shimko's free throws sealed Muskateer win...Hoppen had game-high 22 to lead Huskers, would go on to play for NIT All-Star team in summer...NU ended season with 18-12 record.

1985 NIT

Nebraska 79, Canisius 66

March 13--at Lincoln, Neb.

Golden Griffins (66): Brian Smith 1-5 3-4 5, Derrick Russell 0-3 2-2 2, Mike Smrek 6-7 2-4 14, Michael Ray Jackson 4-7 2-3 10, Ray Hall 5-13 6-8 16, Gregg Martinsen 1-2 3-7 5, Mike Trivisonno 0-2 0-0 0, Lamont Gilbert 3-7 0-0 6, Chris Heinold 4-11 0-1 8. Team 24-57 18-28 66.

Cornhuskers (79): Curtis Moore 5-12 1-1 11, Bill Jackman 4-8 7-9 15, Dave Hoppen 4-8 13-16 21, Harvey Marshall 5-10 4-4 14, Brian Carr 3-5 4-5 10, Demetrius Buchanan 1-5 3-4 5, Anthony White 0-0 0-0 0, Joel Sealer 0-0 1-2 1, Mike Martz 0-1 0-0 0, Ronnie Smith 0-1 0-0 0, John Matzke 1-3 0-0 2. Team 23-53 33-41 79.

Canisius	33	33	--	66
Nebraska	36	43	--	79

FG%: Canisius 42.1, Nebraska 43.3. **FT%:** Canisius 64.2, Nebraska 80.5. **Rebounds:** Canisius 38 (Martinsen 7), Nebraska 34 (Jackman 10). **Total fouls:** Canisius 31, Nebraska 25. **Fouled out:** Smrek, Gilbert, Heinhold, Moore, Matzke. **Assists:** Canisius 12 (Hall 3, Martinsen 3, Trivisonno 3), Nebraska 18 (Marshall 5). **Turnovers:** Canisius 14, Nebraska 8. **Blocked shots:** Canisius 2 (Heinhold 2), Nebraska 1 (Smith 1). **Steals:** Canisius 4 (Smith 2), Nebraska 9 (Moore 4). **Officials:** Eric Harmon, Verl Sell, Ted Hillary. **Attendance:** 7,443.

Game Notes: Nebraska's third-straight NIT bid...game tied Sports Center records for free-throw attempts by both teams (69), disqualifications by both teams (five), disqualifications by one team (3 by Canisius)...Hoppen passed Andre Smith to become Nebraska's No. 2 and Big Eight's No. 12 career scorer with 1,724 points...Jackman had career-high 10 rebounds.

UCLA 82, Nebraska 63

March 19--at Los Angeles

Cornhuskers (63): Curtis Moore 4-8 0-0 8, Bill Jackman 4-6 0-0 8, Dave Hoppen 10-20 3-4 23, Brian Carr 2-6 0-0 4, Harvey Marshall 4-10 0-0 8, Ronnie Smith 1-1 0-0 2, John Matzke 1-1 0-0 2, Demetrius Buchanan 3-6 0-2 6, Mike Martz 0-0 0-0 0, Joel Sealer 1-2 0-0 2, Anthony White 0-0 0-1 0. Team 30-60 3-7 63.

Bruins (82): Gary Maloncon 5-12 0-0 10, Reggie Miller 10-15 9-9 29, Brad Wright 1-6 2-4 4, Montel Hatcher 8-13 2-2 18, Nigel Miguel 6-10 2-2 14, Kelvin Butler 1-1 0-0 2, Corey Gaines 0-2 1-2 1, Dave Immel 0-1 0-0 0, Jack Haley 1-1 0-0 2, Jerald Jones 1-1 0-0 2, Jeff Dunlap 0-0 0-0 0, Darryl Morris 0-1 0-0 0. Team 33-63 16-19 82.

Nebraska	31	32	--	63
UCLA	41	41	--	82

FG %: Nebraska 50.0, UCLA 52.4. **FT%:** Nebraska 42.9, UCLA 84.2. **Rebounds:** Nebraska 27 (Hoppen 9), UCLA 34 (Wright 15). **Total fouls:** Nebraska 19, UCLA 12. **Fouled out:** Matzke. **Assists:** Nebraska 18 (Carr 6), UCLA 16 (Wright 4). **Turnovers:** Nebraska 17, UCLA 12. **Blocked shots:** Nebraska 3 (Smith 2), UCLA 5 (Wright 4). **Steals:** Nebraska 5 (Moore 2), UCLA 8 (Miller 4). **Officials:** Robert McKendry, James Danner, Fred Carbone. **Attendance:** 7,228.

Game Notes: Hoppen became eighth Big Eight player and first Husker to score 700 points in a season, finishing with 704... Nebraska's ninth-straight road loss...NU ended season with 16-14 record, UCLA went on to win NIT title for first time ever.

1986 NCAA

Western Kentucky 67, Nebraska 59

March 14--at Charlotte, N.C.

Cornhuskers (59): Bernard Day 8-14 2-4 18, John Matzke 0-1 0-0 0, Chris Logan 3-5 4-8 10, Harvey Marshall 4-9 3-3 11, Brian Carr 4-12 2-2 0, Darren Brown 0-0 0-0 0, Anthony Bailous 4-6 2-2 10. Team 23-47 13-19 59.

Hilltoppers (67): Kannard Johnson 4-11 2-2 10, Ray Swogger Clarence Martin 5-8 1-3 11, James McNary 0-8 8-8 8, Billy Gordon 6-16 0-0 12, Kurk Lee 0-0 0-0 0, Brett McNeal 2-4 0-0 4, Fred Tisdale 0-0 0-0 0, Tellis Frank 3-6 0-0 6. Team 28-68 11-13 67.

Nebraska	26	33	--	59
Western Kentucky	33	34	--	67

FG%: Nebraska 48.9, Western Kentucky 41.1. **FT%:** Nebraska 68.6, Western Kentucky 84.6. **Rebounds:** Nebraska 35 (Logan 12), Western Kentucky 35 (Martin 12). **Total fouls:** Nebraska 14, Western Kentucky 18. **Fouled out:** none. **Assists:** Nebraska 8 (Carr 5), Western Kentucky 11 (McNary 7). **Turnovers:** Nebraska 13, Western Kentucky 4. **Blocked shots:** Nebraska 0, Western Kentucky 0. **Steals:** Nebraska 2 (Marshall 1, Logan 1), Western Kentucky 1 (Gordon 1). **Officials:** Mark Reischling, Charlie Vacca, Sam Lickliter. **Attendance:** 11,666.

Game Notes: Nebraska's first official appearance in NCAA Tournament...Huskers trailed, 53-35, with 10:34 left, outscored Hilltoppers 20-6, to pull within 59-55 with 1:33 to go, but could get no closer...Huskers ended season with a 19-11 record...Coach Moe Iba resigned after game.



Nebraska's 1986 NCAA Tournament team

1987 NIT

Nebraska 78, Marquette 76


March 11--at Lincoln, Neb.

Warriors (76): David Boone 4-8 4-8 12, Michael Flory 3-6 0-0 6, Tom Copa 7-9 0-1 14, Michael Sims 1-2 0-0 3, Tony Smith 6-9 5-6 18, Kevin Johnson 6-9 3-4 16, Pat Foley 2-4 0-0 4, Tony Reeder 0-1 1-2 1. Team 29-48 13-20 76.

Cornhuskers (78): Derrick Vick 5-9 4-4 14, Bernard Day 8-8 2-2 18, Bill Jackman 2-4 5-8 9, Henry Buchanan 3-9 1-3 9, Brian Carr 5-11 0-2 12, Jeff Rekegeweg 0-2 0-0 0, Richard van Poelgeest 0-2 0-0 0, Anthony Bailous 6-7 2-2 14, Keith Neubert 1-2 0-0 2. Team 30-54 14-21 78.

Marquette	44	32	--	76
Nebraska	38	40	--	78

Three-point goals: Marquette 5-13 (Flory 2-5, Sims 1-2, Smith 1-2, Johnson 1-2, Foley 0-2), Nebraska 4-10 (Buchanan 2-4 Carr 2-5, Rekegeweg 0-1). **FG%:** Marquette 60.4, Nebraska 55.6. **FT%:** Marquette 65.0, Nebraska 66.7. **Rebounds:** Marquette 28 (Copa 9), Nebraska 22 (Vick 6, Day 6). **Personal fouls:** Marquette 18, Nebraska 16. **Fouled out:** none. **Assists:** Marquette 19 (Johnson 8), Nebraska 16 (Day 5). **Turnovers:**



Nebraska's 1987 NIT Semifinal team

Marquette 19, Nebraska 11. **Blocked shots:** Marquette 1 (Copa), Nebraska 1 (Jackman 1). **Steals:** Marquette 5 (Copa 3), Nebraska 8 (Day 3). **Officials:** Daniel Christmas, Ronald Olesiak, Daniel Taylor. **Attendance:** 12,096.

Game Notes: Carr hit short game-winning jumper with .07 seconds left, and was fouled in the act of shooting...he intentionally missed free throw and Marquette was unable to call time out...first Nebraska-Marquette game in 28 years...fifth-straight postseason tournament bid for the Cornhuskers.

Nebraska 78, Arkansas 71

March 17--at Lincoln, Neb.

Razorbacks (71): Mike Ratliff 3-4 1-3 7, Stephan Moore 1-2 0-0 2, Mario Credit 2-2 0-0 4, Keith Wilson 0-6 3-4 3, Ron Huery 3-8 4-7 10, Allie Freeman 3-4 3-5 9, Andrew Lang 2-4 0-1 4, Kenny Hutchinson 1-1 0-0 2, Phillip McKellar 3-4 2-2 9, Cannon Whitby 1-4 0-1 2, Tim Scott 5-12 3-5 17, Shawn Baker 0-1 2-2 2. **Team** 24-52 18-30 71.

Cornhuskers (78): Derrick Vick 8-9 2-5 18, Bernard Day 6-8 7-9 19, Bill Jackman 1-5 0-0 2, Henry Buchanan 0-7 11-13 11, Brian Carr 2-9 2-4 6, Jeff Rekoweg 0-0 0-0 0, Richard van Poelgeest 0-2 0-0 0, Anthony Bailous 9-12 2-3 20, Joel Sealer 0-0 0-0 0, Mike Martz 0-0 0-0 0, Keith Neubert 1-3 0-0 2. **Team** 27-55 24-34 78.

Arkansas	12	59	--	71
Nebraska	31	47	--	78

Three-point goals: Arkansas 5-17 (Huery 0-4, McKellar 1-1, Whitby 0-3, Scott 4-9), Nebraska 0-5 (Buchanan 0-1, Carr 0-4). **FG%:** Arkansas 46.2, Nebraska 49.1. **FT%:** Arkansas 60.0, Nebraska 70.6. **Rebounds:** Arkansas 33 (Lang 8), Nebraska 39 (Jackman 9). **Personal fouls:** Arkansas 28, Nebraska 24. **Fouled out:** Wilson, Bailous. **Assists:** Arkansas 9 (Huery 3), Nebraska 18 (Buchanan 6). **Turnovers:** Arkansas 19, Nebraska 16. **Blocked shots:** Arkansas (3 with 1), Nebraska 0. **Steals:** Arkansas 10 (Huery 4), Nebraska 4 (four with 1). **Officials:** Ted Hillary, Randy Drury, Ronald Winter. **Attendance:** 14,529.

Game Notes: Razorbacks' 12 first-half points were a Devaney Center record for the fewest scored in a half, but their 59 second-half points were two off the record for most in a half...Hogs had as many turnovers as field-goal attempts (15) in the first half and made just three field goals...Arkansas closed within 53-50 with 7:12 left, but Huskers answered with 11-1 rally to regain breathing room and wrapped up win when Buchanan made six-straight free throws in last 1:41...Huskers' fifth-straight home-court win, NU's seventh win in seven all-time NIT home games...crowd was largest of season.

Nebraska 81, Washington 76

March 21--at Lincoln, Neb.

Huskies (76): Kevin Vidato 0-1 0-0 0, Phil Zevenbergen 4-11 4-4 12, Chris Welp 8-12 2-2 18, Greg Hill 10-25 0-1 25, Eldridge Recasner 4-7 2-2 10, Jeff Sanor 0-0 0-0 0, Al Moscatel 0-1 4-4 4, Mark West 1-2 3-4 5, Ron Caldwell 1-1 0-0 2, J.D. Taylor 0-1 0-2 0. **Team** 28-61 15-19 76.

Cornhuskers (81): Derrick Vick 5-13 7-10 17, Bernard Day 4-8 7-8 15, Bill Jackman 1-2 2-3 4, Henry Buchanan 5-6 2-2 15, Brian Carr 4-11 7-8 17, Richard van Poelgeest 0-2 0-0 0, Anthony Bailous 2-8 3-5 7, Keith Neubert 2-6 2-2 6. **Team** 23-56 30-38 81.

Washington	30	46	--	76
Nebraska	36	45	--	81

Three-point goals: Washington 5-14 (Hill 5-13, Moscatel 0-1), Nebraska 5-11 (Buchanan 3-4, Carr 2-6 Bailous 0-1). **FG%:** Washington 45.9, Nebraska 41.1. **FT%:** Washington 78.9, Nebraska 78.9. **Rebounds:** Washington 42 (Zevenbergen 10), Nebraska 30 (Vick 8). **Personal fouls:** Washington 30, Nebraska 18. **Fouled out:** Zevenbergen, Welp, Vidato, Moscatel. **Assists:** Washington (Moscatel 4), Nebraska 15 (three with 3). **Turnovers:** Washington 21, Nebraska 14. **Blocked shots:** Washington 3 (Zevenbergen 2), Nebraska 1 (Vick 1). **Steals:** Washington 2 (Zevenbergen 1, Recasner 1), Nebraska 11 (Jackman 3). **Officials:** Dan Christmas, Ken Falkner, Tom O'Neill. **Attendance:** 14,460.

Game Notes: Nebraska built a 57-44 lead with 11:26 left, but Hill hit three-straight three-point goals to ignite a 27-9 Washington rally which gave Huskies 71-66 lead with 2:02 to go...Huskies rallied to regain 72-71 lead, but two Recasner free throws put Washington back up, 73-72, with 50 seconds left...Carr hit a three-point shot with 33 seconds remaining to give NU the lead for good, 75-73, then hit four free throws in last 14 seconds... Buchanan's two free throws with four seconds to go iced Nebraska's second trip in five years to New York and NIT Final Four...win also gave Nebraska its fifth 20-win basketball season ...Carr increased career scoring total to 1,152 passing Marvin Stewart and Brian Banks to move into ninth on Husker career scoring chart...his three assists increased his career total to 666 and he moved past Iowa State's Jeff Hornacek into second on the Big Eight career assist chart...crowd was second-largest of season, enabling Nebraska to set season total attendance record of 197,395...Huskies' sixth straight homecourt win, eighth win in eight NIT home games.

Southern Mississippi 82, Nebraska 75

March 24--at New York City (Semifinals)

Golden Eagles (82): Derrek Hamilton 4-13 3-4 11, John White 5-12 6-7 19, Randolph Keys 10-18 4-4 24, Casey Fisher 2-5 0-0 6, Kenny Siler 2-7 0-1 4, Willie Brown 0-2 0-0 0, Randy Pettus 3-7 0-1 8, Jurado Hinton 4-5 2-3 10, Jimmy Smith 0-0 0-0 0. **Team** 30-69 15-20 82.

Cornhuskers (75): Derrick Vick 8-9 3-4 19, Bernard Day 4-9 6-9 14, Bill Jackman 3-7 1-1 7, Henry Buchanan 3-10 0-0 7, Brian Carr 5-14 1-1 12, Anthony Bailous 5-12 2-3 14, Keith Neubert 1-4 0-0 2, Richard van Poelgeest 0-0 0-0 0, Jeff Rekoweg 0-1 0-0 0. **Team** 29-66 13-19 75.

Southern Mississippi	43	39	--	82
Nebraska	42	33	--	75

Three-point goals: Southern Mississippi 7-14 (White 3-5, Fisher 2-4, Siler 0-1, Pettus 2-4), Nebraska 4-9 (Buchanan 1-2, Carr 1-4, Bailous 2-3). **FG%:** Southern Mississippi 43.5, Nebraska 43.9. **FT%:** Southern Mississippi 75.0, Nebraska 68.4. **Rebounds:** Southern Mississippi 46 (Keys 9), Nebraska 39 (Jackman 9). **Personal fouls:** Southern Mississippi 18, Nebraska 22. **Fouled out:** none. **Assists:** Southern Mississippi 22 (Pettus 8), Nebraska 16 (Carr 7). **Turnovers:** Southern Mississippi 17, Nebraska 19. **Blocked shots:** Southern Mississippi 6 (Keys 2, Hinton 2), Nebraska 2 (Day 1, Bailous 1). **Steals:** Southern Mississippi 6 (White 2, Keys 2), Nebraska 9 (Bailous 3). **Officials:** Larry Lembo, Jim Garvey, Jim Kinsey. **Attendance:** 7,965.

Game Notes: Nebraska led by 13 twice in first half, second time at 22-9 with 13:10 to go, but Eagles came back to take 43-42 halftime lead...Huskers bounced back at start of second half and led, 56-52, with 11:01 left, but USM launched 21-6 rally to take command of the game...Eagles went on to win NIT title game from La Salle two nights later, 84-80...first-ever meeting between Nebraska and Southern Mississippi.

Nebraska 76, Arkansas-Little Rock 67 (OT)

March 26--at New York City (Semifinals)

Cornhuskers (76): Derrick Vick 6-11 5-7 17, Bernard Day 4-5 2-4 10, Bill Jackman 3-5 2-2 8, Henry Buchanan 3-7 0-0 8, Brian Carr 6-16 3-3 18, Keith Neubert 2-5 2-4 6, Anthony Bailous 2-7 4-4 9, Mike Martz 0-0 0-0 0. Team 26-57 18-24 76.

Trojans (67): James Dawn 8-16 6-9 22, Daron Hoges 5-14 1-3 11, Jeff Cummings 0-0 2-2 2, Juric Brown 3-9 3-4 9, Paul Springer 1-2 0-0 2, Curtis Kidd 4-11 8-9 16, Reggie Smith 1-1 0-0 2, Eddie Powell 1-6 0-0 3. Team 23-59 20-27 67.

Nebraska	37	28	11--	76
Arkansas-Little Rock	32	33	2--	67

Three-point goals: Nebraska 6-13 (Buchanan 2-5, Carr 3-7, Bailous 1-1), Arkansas-Little Rock 1-7 (Dawn 0-1, Brown 0-2, Powell 1-4). **FG%:** Nebraska 46.4, Arkansas-Little Rock 39.0. **FT%:** Nebraska 75.0, Arkansas-Little Rock 74.1. **Rebounds:** Nebraska 34 (Vick 12), Arkansas-Little Rock 42 (Dawn 13). **Personal fouls:** Nebraska 19, Arkansas-Little Rock 19. **Fouled out:** Jackman, Neubert. **Assists:** Nebraska 19 (Carr 9), Arkansas-Little Rock 17 (Springer 5). **Turnovers:** Nebraska 14, Arkansas-Little Rock 15. **Blocked shots:** Nebraska 5 (Vick 3), Arkansas-Little Rock 2 (Cummings 1, Kidd 1). **Steals:** Nebraska 8 (Carr 6), Arkansas-Little Rock 7 (Dawn 2, Hoges 2, Kidd 2). **Officials:** Jim Burr, Dave Day, Mark DiStaola. **Attendance:** 12,742.

Game Notes: Nebraska led by as many as 12 in first half and was up, 58-51, with 9:17 left in regulation, but UALR outscored Huskers, 12-2, over next six minutes to take 63-60 lead with 3:25 to go...Carr hit three-pointer to tie, then Day scored with 1:44 left to give NU 65-63 lead...Dawn scored 15 seconds later to tie it again, but missed two potential game-winning free throws with 20 seconds left...Nebraska scored first 11 points of overtime to get 21st win of season...win was Huskers' fourth in OT in 1986-87 and team's ninth-straight in overtime over four-year period...Carr's nine assists (all in regulation) left him with 682 career assists, two behind the Big Eight record of 684 set the previous week by Cedric Hunter of Kansas...Vick was named to All-NIT team.

1989 NIT

Nebraska 81, Arkansas State 79

March 16--at Lincoln, Neb.

Indians (79): John Tate 11-16 1-6 23, Ed Louden 8-15 1-2 22, Greg Williams 1-1 0-0 2, Chris Dillard 2-5 0-1 5, Carl Archer 2-3 0-1 4, Alan Bannister 3-5 0-0 6, Bo Brown 4-5 3-5 11, Barry Mayberry 1-4 0-0 3, Kyle James 1-2 0-0 3, Bobby Collins 0-0 0-0 0. Team 33-56 5-15 79.

Cornhuskers (81): Richard van Poelgeest 7-10 2-4 16, Beau Reid 4-8 3-6 12, Rich King 6-8 4-7 16, Clifford Scales 0-4 0-0 0, Eric Johnson 6-13 4-4 18, Pete Manning 3-4 5-6 11, Ray Richardson 3-7 1-2 8, Todd Koca 0-0 0-0 0, Dapreis Owens 0-1 0-1 0. Team 29-55 19-30 81.

Arkansas State	33	46	--	79
Nebraska	42	39	--	81

Three-point goals: Arkansas State 8-14 (Louden 5-8, Dillard 1-2, Mayberry 1-3, James 1-1), Nebraska 4-9 (Reid 1-2, Johnson 2-3, Richardson 1-4). **FG%:** Arkansas State 58.9, Nebraska 52.7. **FT%:** Arkansas State 33.3, Nebraska 63.3. **Rebounds:** Arkansas State 36 (Brown 9), Nebraska 26 (Manning 5). **Personal fouls:** Arkansas State 23, Nebraska 26. **Assists:** Arkansas State 19 (Archer 7), Nebraska 24 (Scales 10). **Turnovers:** Arkansas State 22, Nebraska 12. **Blocked shots:** Arkansas State

2 (Williams, Bannister), Nebraska 2 (King, Manning). **Steals:** Arkansas State 6 (Brown 3), Nebraska 9 (Johnson 4). **Officials:** Dan Nixsch, William Kennedy, Richard Ball. **Attendance:** 8,862.

Game Notes: Arkansas State's Dillard had chance to send game into overtime, but the freshman missed the front end of one-and-one free throw with no time left on clock (officials ruled that foul by Nebraska's Johnson came before horn sounded)...Huskers roared to 65-48 lead with 12:21 left, but 10-0 Indian run from 4:59 to 0:48 capped 31-11 ASU rally that gave visitors' 79-76 lead...Johnson, playing in what proved to be his final career home game, got NU within 79-78 on 13-foot jumper with 0:32 left, grabbed rebound when Archer missed front end of one-and-one with 0:25 to go, then hit both ends of two-shot free throw situation with 0:14 left for winning points...Scales failed to score for first time in 1988-89, but had career-high 10 assists, equaling season high for Huskers...win gave NU 9-0 Devaney Center record in NIT, assured winning season, was Nebraska's only 1988-89 win when opponent shot 50 percent or better from field...first-ever NU-ASU meeting.

Ohio State 85, Nebraska 74

March 20--at Columbus, Ohio

Cornhuskers (74): Richard van Poelgeest 1-3 0-0 2, Beau Reid 4-11 1-2 9, Rich King 2-6 0-0 4, Eric Johnson 9-15 0-0 23, Clifford Scales 2-6 2-2 6, Dapreis Owens 7-11 4-4 18, Pete Manning 1-5 0-0 2, Ray Richardson 3-9 2-2 10. Team 29-66 9-10 74.

Buckeyes (85): Tony White 3-6 0-0 6, Jerry Francis 6-15 0-0 12, Perry Carter 5-7 3-6 13, Chris Jent 1-5 1-2 4, Jamaal Brown 3-6 5-6 13, James Bradley 3-6 2-3 11, Eli Brewster 0-1 0-0 0, Joe Dumas 1-1 2-2 4, Treg Lee 1-1 0-0 2, Steve Hall 0-0 0-0 0, Grady Mateen 6-9 8-9 20, Bill Robinson 0-1 0-0 0. Team 29-58 21-28 85.

Nebraska	37	37	--	74
Ohio State	43	42	--	85

Three-point goals: Nebraska 7-19 (Reid 0-3, Johnson 5-8, Scales 0-1, Richardson 2-7), Ohio State 6-11 (Jent 1-2, Brown 2-3, Bradley 3-5, Brewster 0-1). **FG%:** Nebraska 43.9, Ohio State 50.0. **FT%:** Nebraska 90.0, Ohio State 75.0. **Rebounds:** Nebraska 30 (Reid 7, Owens 7), Ohio State 25 (Carter 12). **Personal fouls:** Nebraska 20, Ohio State 13. **Fouled out:** none. **Assists:** Nebraska 17 (Reid 5, Johnson 5), Ohio State 15 (Jent 5). **Turnovers:** Nebraska 16, Ohio State 15. **Blocked shots:** Nebraska 1 (Scales), Ohio State 4 (Carter 3). **Steals:** Nebraska 4 (Johnson 2), Ohio State 0. **Officials:** Kerri Smith, Michael Smith, Paul Andrzejewski. **Attendance:** 13,276.

Game Notes: Nebraska rallied from eight-point first-half deficit to tie, on three-point goal by Johnson with 1:16 left in half, but Buckeyes got back-to-back three-pointers from freshman guards Brown and Jent to take 43-37 halftime lead...OSU jumped to 58-42 lead in second half, Huskers rallied within 64-57 with 7:23 to go, but 19-2 Buckeye run put game away...Ohio State played 10th-straight game without star guard Jay Burson (broken vertebra)...Johnson's 23 points, his best high since second game of season, were helped by school-record-tying five three-point goals...his two steals gave him 68 for the season, breaking the old Nebraska record of 67 set by Brian Carr in 1986-87; he finished his two-year NU career with 128 steals, tying him for second behind Carr (159) with the late Jack Moore...playing some 60 miles from his Mansfield, Ohio, home, Husker freshman Owens scored career-high 18 points, grabbed seven rebounds, one off career high...NU ended with 17-16 record.



Nebraska's 1991 NCAA Tournament team owns the school single-season victory record with 26 wins.

1991 NCAA

Xavier 89, Nebraska 84

March 14--at Minneapolis, Minn.

Musketeers (89): Davenport 5-13, 4-4 17, Williams 0-1 4-4 4, Grant 3-6 9-12 15, J. Walker 5-9 7-11 18, Gladden 9-15 0-0 20, Brantley 2-3 2-4 6, Wilson 2-2 1-2 5, Edwards 1-1 0-0 2, Parker 0-0 2-3 2. Team 27-50 29-40 89.

Cornhuskers (84): Tony Farmer 5-9 5-8 15, Beau Reid 2-12 2-4 6, Rich King 11-17 7-8 25, Keith Moody 1-3 0-0 2, Clifford Scales 4-5 3-4 12, Carl Hayes 7-12 1-3 15, Dapreis Owens 0-1 0-0 0, Eric Piatkowski 3-10 1-1 9. Team 33-69 14-27 84.

Xavier	45	44	--	89
Nebraska	42	42	--	84

Three-point goals: Xavier 6-14 (Davenport 3-8, J. Walker 1-2, Gladden 2-3, Brantley 0-1), Nebraska 4-13 (Farmer 0-1, Reid 0-3, King 1-1, Scales 1-2, Piatkowski 2-6). **FG%:** Xavier 54.0, Nebraska 47.8. **FT%:** Xavier 72.5, Nebraska 51.9. **Rebounds:** Xavier 30 (Grant 10), Nebraska 41 (King 12). **Personal fouls:** Xavier 22, Nebraska 25. **Fouled out:** Williams, Farmer. **Assists:** Xavier 14 (J. Walker 8), Nebraska 17 (King 4). **Blocked shots:** Xavier 2 (Williams, Edwards), Nebraska 5 (King 2, Piatkowski 2). **Steals:** Xavier 9 (three with 2), Nebraska 8 (Farmer 2, King 2). **Officials:** Joseph Silvester, Donnee Gray, Bob Vetkoetter. **Attendance:** 25,348.

Game Notes: Nebraska's best basketball season in memory ended in disappointment as regional third-seeded Huskers lost to tourney-veteran Xavier...underdog Musketeers jumped to 17-8 lead, led by as many as 38-26 with 5:12 left in half before Huskers closed half with 16-7 run...making its second "official" NCAA appearance, its first in five years, Nebraska came back to lead three times in second half, last time at 72-71 on Scales three-pointer with 7:22 to go...Xavier regained lead for good at 75-74 on J. Walker free throw with 6:03 left...Piatkowski three-pointer pulled Huskers within 80-79 at 3:12, but Musketeers, making sixth-straight NCAA appearance, put on a 9-2 rally for insurmountable 89-81 lead in closing seconds...King's second career three-pointer just before buzzer created final margin; playing in school-record 124th game, he increased career rebound total to final of 761, passed Andre Smith to finish third on NU career chart...crowd was largest to ever see Nebraska play basketball...Huskers' 51.9 percent free-throw shooting (14-of-27) was worst of season...Nebraska finished 26-8, Xavier went to 22-9, then lost to Connecticut in second round.



Nebraska's 1992 NCAA Tournament team

1992 NCAA

Connecticut 86, Nebraska 65

March 19--at Cincinnati, Ohio

Huskies (86): Toraino Walker 3-3 1-2 7, Donyel Marshall 8-14 1-2 19, Dan Cyrulik 3-5 0-0 6, Chris Smith 9-22 3-3 24, Scott Burrell 9-16 0-1 20, Donny Marshall 2-4 2-2 6, Brian Fair 1-4 0-1 2, Nantambu Willingham 0-1 0-0 0, Kevin Ollie 0-3 0-0 0, Richie Ashmeade 1-1 0-0 2. Team Totals 36-73 7-11 86.

Cornhuskers (65): Carl Hayes 5-14 2-3 12, Bruce Chubick 2-7 0-2 4, Derrick Chandler 8-17 1-2 17, Jamar Johnson 1-5 2-2 4, Eric Piatkowski 1-12 0-0 3, Dapreis Owens 4-8 4-7 12, Michael Hughes 2-5 2-4 7, Chris Cresswell 2-4 0-0 6. Team Totals 25-72 11-20 65.

Connecticut	49	37	--	86
Nebraska	34	31	--	65

Three-point goals: Connecticut 7-18 (Marshall 2-3, Smith 3-9, Burrell 2-5, Fair 0-1), Nebraska 4-15 (Hayes 0-2, Johnson 0-2, Piatkowski 1-5, Hughes 1-2, Cresswell 2-4). **FG%:** Connecticut 49.3, Nebraska 34.7. **FT%:** Connecticut 63.6, Nebraska 55.0. **Rebounds:** Connecticut 40 (Burrell 11), Nebraska 49 (Chandler 11). **Personal fouls:** Connecticut 18, Nebraska 12. **Fouled out:** none. **Assists:** Connecticut 13 (Smith 4, Burrell 4), Nebraska 14 (Piatkowski 5). **Blocked shots:** Connecticut 3 (Marshall 2), Nebraska 5 (Chandler 2). **Steals:** Connecticut 5 (Burrell 3), Nebraska 2 (Hayes, Hughes). **Officials:** Jerry Donaghy, Michael Smith, Paul Andrejewski. **Attendance:** 16,002.

Game Notes: No. 8 seed Nebraska made back-to-back NCAA Tournament appearances for first time ever...game was tied four-all with 18:38 left in first half, but ninth-seeded UConn scored 10 straight points to take a 14-4 lead at 15:59...NU rallied to within 22-20 at 9:45 on a Cresswell trey, but the Huskies went on a 19-6 run for 41-26 lead with 2:41 to go in half...Huskers trailed by as many as 26 in final half, shot just 29.7 percent in second stanza...Chandler was named NU's Chevrolet Player-of-the-Game.



Nebraska's 1993 NCAA Tournament team

1993 NCAA

New Mexico State 93, Nebraska 79

March 19--at Syracuse, N.Y.

Aggies (93): Cliff Reed 11-13 2-3 24, James Dockery 2-4 0-0 4, Tracey Ware 8-12 2-3 18, Marc Thompson 2-6 1-2 5, Sam Crawford 5-10 7-8 20, Darrin Jackson 4-9 1-2 11, Corey Rogers 3-6 0-0 9, David Lofton 0-0 0-0 0, Chris Lopez 0-0 0-0 0, Mike Schultz 1-1 0-0 2, Juriad Hughes 0-0 0-0 0. Team Totals 36-61 13-18 93.

Cornhuskers (79): Terrance Badgett 2-4 0-0 4, Bruce Chubick 3-7 0-0 6, Derrick Chander 7-9 1-1 15, Jamar Johnson 3-8 2-4 10, Eric Piatkowski 10-14 6-8 29, Amos Gregory 1-1 0-0 2, Erick Strickland 2-6 0-0 6, Tom Best 0-0 0-0 0, Jaron Boone 1-4 0-0 3, Andre Woolridge 2-8 0-0 4. Team Totals 31-61 9-13 79.

New Mexico State	42	51	--	93
Nebraska	39	40	--	79

Three-point goals: New Mexico State 8-15 (Crawford 3-6, Jackson 2-3, Rogers 3-6), Nebraska 8-24 (Badgett 0-1, Piatkowski 3-5, Johnson 2-6, Strickland 2-6, Woolridge 0-3, Boone 1-3). **FG%:** New Mexico State 59.0, Nebraska 50.8. **FT%:** New Mexico State 72.2, Nebraska 69.2. **Rebounds:** New Mexico State 34 (Reed, Crawford 6), Nebraska 25 (Chandler 10). **Personal fouls:** New Mexico State 13, Nebraska 19. **Fouled out:** none. **Assists:** New Mexico State 25 (Crawford 16), Nebraska 15 (Woolridge, Boone, Strickland 3). **Turnovers:** New Mexico State 14, Nebraska 14. **Blocked shots:** New Mexico State 2 (Ware, Thompson), Nebraska 1 (Gregory). **Steals:** New Mexico State 10 (Crawford 3), Nebraska 11 (Piatkowski 3). **Technical foul:** Reed. **Officials:** Tom Harrington, George Watts, John Cahall. **Attendance:** 14,287.

Game Notes: Nebraska, the East's 10th seed, earned third-straight NCAA Tournament bid...after 2-2 tie, seventh-seeded New Mexico State went on 19-9 run to take 21-11 lead...Aggies built lead to as many as 12 in first half, were up 40-29 with 4:17 to play, but Cornhuskers' 10-2 run closed gap to 42-39 at halftime...NU tied the game three times in the final half, but after 52-all tie, Aggies scored seven straight points and Nebraska never got closer than five after that...Piatkowski had career-high 29 points, 17 of which came in the first half...Crawford's 16 assists were most ever in NCAA first or second round tournament game...loss ended Nebraska's season at 20-11, New Mexico State, which lost in second round to Cincinnati, improved to 26-7...Piatkowski was named NU's Chevrolet Player of the Game.



Nebraska's 1994 NCAA Tournament team

1994 NCAA

Pennsylvania 90, Nebraska 80

March 17--at Uniondale, N.Y.

Quakers (90): Barry Pierce 11-15 3-3 25, Shawn Trice 0-0 0-0 0, Eric Moore 7-10 0-3 15, Matt Maloney 3-11 3-5 12, Jerome Allen 6-16 3-8 18, Donald Moxley 1-1 0-0 2, Andy Baratta 0-1 0-0 0, Scott Kegler 3-7 0-0 9, Tim Krug 4-7 0-0 9. Team Totals 35-68 9-19 90.

Cornhuskers (80): Terrance Badgett 4-9 2-6 10, Eric Piatkowski 10-22 3-4 23, Bruce Chubick 5-8 2-3 12, Jamar Johnson 3-10 4-4 11, Jaron Boone 3-5 2-4 8, Erick Strickland 3-9 0-0 7, Tom Best 1-4 2-2 4, Melvin Brooks 2-2 0-0 5. Team Totals 31-69 15-23 80.

Pennsylvania	46	44	--	90
Nebraska	34	46	--	80

Three-point goals: Pennsylvania 11-27 (Kegler 3-6, Maloney 3-8, Allen 3-9, Moore 1-2, Krug 1-2), Nebraska 3-20 (Brooks 1-1, Johnson 1-4, Strickland 1-7, Piatkowski 0-6, Boone 0-2). **FG%:** Pennsylvania 51.5, Nebraska 44.9. **FT%:** Pennsylvania 47.4, Nebraska 65.2. **Rebounds:** Pennsylvania 37 (Pierce 8), Nebraska 43 (Piatkowski, Chubick 8). **Personal fouls:** Pennsylvania 17, Nebraska 19. **Fouled out:** none. **Assists:** Pennsylvania 25 (Maloney, Allen 10), Nebraska 14 (Johnson 5). **Turnovers:** Pennsylvania 10, Nebraska 13. **Blocked shots:** Pennsylvania 1 (Trice), Nebraska 2 (Piatkowski, Chubick 1). **Steals:** Pennsylvania 7 (Moore, Maloney 2), Nebraska 6 (Johnson 2). **Technical fouls:** none. **Officials:** Larry Rose, Richard Cartmell, Charles Tanner. **Attendance:** 16,204.

Game Notes: Big Eight Tournament champion Huskers watched all-time NCAA record fall to 0-5, as Ivy League champion Quakers handed Huskers 10-point loss at Nassau Coliseum...Nebraska fell behind by 11 twice in game's first 3:34, but rallied to tie the game at 19-all with 10:51 left in opening half...Penn regained the lead on an Allen layin seconds later and led the rest of the way, as Huskers never had lead...Quakers led by as many as 15 in opening half, held 46-34 halftime lead...NU pulled to within six, 50-44, with 15:15 to play, but three straight Penn treys put game away and Nebraska never got closer than eight after that...Huskers went into the game ranked 22nd in the final AP poll, while Penn was unranked in AP, but No. 25 in CNN/USA Today coaches poll...sixth-seeded Huskers, who recorded back-to-back 20-win seasons for first time and advanced to the NCAA Tournament for the fourth straight year, finished 20-10...Quakers, who entered the game as the East's 11th seed, lost to eventual Final Four entrant Florida in second round after improving to 25-2 with win over NU...for second-straight year, Piatkowski was named NU's Chevrolet Player-of-the-Game.

1995 NIT

Nebraska 69, Georgia 61

March 16--at Lincoln, Neb.

Bulldogs (61): Carlos Strong 3-10 2-4 8, Shandon Anderson 8-16 5-5 22, Charles Claxton 0-4 3-6 3, Perth Robinson 0-2 0-0 0, Katu Davis 5-15 0-0 12, Ty Wilson 6-11 0-0 16, Steve Jones 0-0 0-0 0, Curtis Carrington 0-2 0-0 0, Terrell Bell 0-0 0-0 0. Team Totals 22-60 10-15 61.

Cornhuskers (69): Terrance Badgett 5-7 1-2 11, Melvin Brooks 2-6 2-2 6, Mikki Moore 5-10 2-2 12, Erick Strickland 8-19 3-3 21, Jaron Boone 5-13 1-3 11, Chester Surles 0-4 0-0 0, Tom Wald 3-6 0-0 6, Chris Sallee 0-1 2-2 2, Jason Glock 0-1 0-0 0. Team Totals 28-67 11-14 69.

Georgia	40	21	--	61
Nebraska	37	32	--	69

Three-point goals: Georgia (Anderson 1-3, Robinson 0-2, Davis 2-8, Wilson 4-8, Carrington 0-1). Nebraska (Brooks 0-2, Strickland 2-10, Boone 0-6, Surles 0-1, Wald 0-1, Glock 0-1). **FG%:** Georgia 36.7, Nebraska 41.8. **FT%:** Georgia 66.7, Nebraska 78.6. **Rebounds:** Georgia 36 (Strong, Anderson 10), Nebraska 44 (Strickland 10). **Personal fouls:** Georgia 18, Nebraska 13. **Fouled out:** none. **Assists:** Georgia 13 (Robinson 7), Nebraska 19 (Boone 6). **Turnovers:** Georgia 12, Nebraska 9. **Blocked shots:** Georgia 4 (Claxton 3), Nebraska 3 (Moore 3). **Steals:** Georgia 6 (Claxton, Davis 2), Nebraska 8 (Badgett, Strickland, Wald 2). **Technical fouls:** none. **Officials:** Gerald Seibert, Steve Morris, Keenan Stanley. **Attendance:** 8,040.

Game Notes: Huskers overcame five-point deficit to end four-game losing streak and keep Devaney Center NIT record perfect (10-0) with a come-from-behind victory...Bulldogs hit 57.7 percent from the field in first half, led by as many as 13 in first half, as NU hit just 40.5 percent from the field in opening half...NU tied game at 46, 52, and 60 in second half, took first lead of game with 1:58 left on dunk by Moore that started Huskers' on 9-1 run to close game...Moore had five of nine points in late surge...Nebraska only led for game's last 1:58...Strickland had career-tying 10 rebounds, turned in third double-double of season with his eighth 20-point outing (21)...win was only one of season for Huskers when trailing with five minutes to play...NU reached 18-win mark for only 15th time in school history...first postseason victory for Nebraska since 81-79 victory over Arkansas State exactly six years earlier.

Penn State 65, Nebraska 59

March 21--at Lincoln, Neb.

Nittany Lions (65): Rahsaan Carlton 7-10 2-3 19, Glenn Sekunda 1-6 0-0 2, John Amaechi 4-7 4-7 12, Dan Earl 4-7 2-2 14, Donovan Williams 0-2 0-0 0, Greg Bartram 3-7 0-0 9, Pete Lisicky 2-11 1-2 7, Michael Joseph 0-0 0-0 0, Phil Williams 1-2 0-0 2. Team Totals 22-52 9-14 65.

Cornhuskers (59): Terrance Badgett 1-3 2-4 4, Melvin Brooks 3-5 1-3 8, Mikki Moore 7-10 1-2 15, Erick Strickland 3-10 3-6 9, Jaron Boone 5-12 1-2 11, Chester Surles 0-1 0-0 0, Tom Wald 1-5 0-0 3, Chris Sallee 1-1 3-4 5, Jason Glock 2-3 0-0 4. Team Totals 23-50 11-21 59.

Penn State	36	29	--	65
Nebraska	36	23	--	59

Three-point goals: Penn State (Carlton 3-5, Sekunda 0-4, Earl 4-6, Williams 0-1, Bartram 3-4, Lisicky 2-8), Nebraska (Brooks 1-3, Strickland 0-1, Boone 0-1, Wald 1-3, Glock 0-1). **FG%:** Penn State 42.3, Nebraska 46.0. **FT%:** Penn State 64.3, Nebraska 52.4. **Rebounds:** Penn State 39 (Amaechi 10), Nebraska 29 (Strickland 7). **Personal fouls:** Penn State 19, Nebraska 14. **Fouled out:** none. **Assists:** Penn State 17 (Earl 7), Nebraska 19 (Strickland 8). **Turnovers:** Penn State 17, Nebraska 11. **Blocked shots:** Penn State 2 (Carlton, Williams 1), Nebraska 3 (Moore 3). **Steals:** Penn State 3 (Earl, Williams, Lisicky 1), Nebraska 10 (Strickland 4). **Technical fouls:** none. **Officials:** Paul Janssen, Terry Davis, David Warfel. **Attendance:** 10,661.

Game Notes: Nebraska hit 59.1 percent from the field in first half, but could only manage 36-all halftime tie with the Nittany Lions...second half saw Huskers run off 12 straight points to take a 48-36 lead with 16:28 left...NU held 56-55 lead with 6:16 left on Moore free throw, but Lions outscored NU 10-3 to finish off game...loss ended NU's 10-game NIT home win streak, 16-game homecourt win streak vs. non-league foes and was only second loss in last 48 non-conference games...Penn State's 12, three-point goals were most vs. Huskers on season...Strickland had four steals to move his career total to 196 and his season mark to 89, both school records at the time.

1996 NIT

Nebraska 91, Colorado State 83

March 14--at Fort Collins, Colo.

Cornhuskers (91): Bernard Garner 4-8, 2-4 10, Erick Strickland 7-13, 3-4 19, Mikki Moore 3-9, 4-4 10, Tyronn Lue 4-8, 1-2 11, Jaron Boone 5-9, 2-2 15, Venson Hamilton 0-0, 2-4 2, Terrance Badgett 4-6, 2-2 11, Andy Markowski 0-2, 0-0 0, Tom Wald 3-4, 3-4 11, Chester Surles 0-0, 2-2 2. Team Totals 30-59, 21-29, 91.

Rams (83): Matt Barnett 4-7, 2-2 11, Delmonte Madison 6-11, 6-6 21, Joe Vogel 8-12, 2-2 18, David Evans 3-13, 2-2 9, Bobby Sellers 5-9, 1-2 11, Jameel Mahmud 2-2, 1-2 5, Ryan Chilton 0-0, 0-0 0, Lorenzo Johnson 2-2, 3-4 7, Bryan Christiansen 0-0, 1-2, 1. Team Totals 30-56 18-22 83.

Nebraska	39	52	--	91
Colorado State	45	38	--	83

Three-point goals: Nebraska 10-17 (Strickland 2-5, Lue 2-4, Boone 3-5, Badgett 1-1, Wald 2-2), Colorado State 5-18 (Barnett 1-2, Madison 3-6, Evans 1-8, Sellers 0-2). **FG%:** Nebraska 50.8, Colorado State 53.6. **FT%:** Nebraska 72.4, Colorado State 81.8. **Rebounds:** Nebraska 30 (Moore 10), Colorado State 28 (Barnett, Vogel 7). **Personal Fouls:** Nebraska 20, Colorado State 21. **Assists:** Nebraska 17 (Lue 5), Colorado State 16 (Sellers 7). **Fouled out:** Nebraska-none, Colorado State-Evans. **Turnovers:** Nebraska 13, Colorado State 16. **Blocked shots:** Nebraska 1 (Boone 1), Colorado State 4 (Vogel 2). **Steals:** Nebraska 5 (Garner 2), Colorado State 7 (Evans 3). **Technical fouls:** none. **Officials:** Wayne Unrah, Keenan Stanley, Gerry Pollard. **Attendance:** 7,261.

Game Notes: Nebraska's 91 total points and 52 points in a half both established school postseason records...Nebraska connected on a season-high 10, 3-point goals and shot a season-best and NU postseason-record 58 percent (10-17) from behind the 3-point arc...Erick Strickland became the first player in Big Eight history to score 1,500 points, record 250 steals, dish out 400 assists and hit 170 3-point field goals...Nebraska had a season-high seven players in double figures, led by Strickland's 19 points...the Huskers rallied from a six-point halftime deficit by shooting 64 percent from the field in the second half...Nebraska took its first lead of the game at 60-58 with 13:52 remaining.



Nebraska's 1996 NIT Championship team

Nebraska 82, Washington State 73

March 19--at Lincoln, Neb.

Cougars (73): Mark Hendrickson 4-9, 4-9 12, Donminic Ellison 3-7, 1-19, Shamon Antrum 4-15, 0-0 11, Carlos Daniel 5-6, 0-1 10, Isaac Fontaine 8-14, 1-2 21, Kareem Jackson 0-1, 0-0 0, Chris Scott 0-2, 0-0 0, Tavares Mack 5-9, 0-1 10. Team Totals 29-63 6-14 73.

Cornhuskers (82): Bernard Garner 6-7, 4-5 16, Erick Strickland 5-7, 6-7 18, Mikki Moore 2-3, 1-2 5, Tyronn Lue 1-1, 0-0 2, Jaron Boone 4-11, 0-0 8, Tom Wald 3-5, 4-5 12, Venson Hamilton 2-8, 2-4 6, Terrance Badgett 6-8, 0-0 12, Andy Markowski 1-1, 1-2 3. Team Totals 30-51 18-25 82.

Washington State	37	36	--	73
Nebraska	47	35	--	82

Three-point goals: Washington State 9-24 (Ellison 2-4, Antrum 3-10, Jackson 0-1, Fontaine 4-7, Scott 0-2), Nebraska 4-11 (Strickland 2-3, Boone 0-5, Wald 2-3). **FG%:** Washington State 46.0, Nebraska 58.8. **FT%:** Washington State 42.9, Nebraska 72.0. **Rebounds:** Washington State 33 (Hendrickson 11), Nebraska 30 (Hamilton 12). **Personal Fouls:** Washington State 23, Nebraska 15. **Assists:** Washington State 15 (Ellison 5), Nebraska 17 (Boone, Strickland 4). **Fouled out:** Washington State-Antrum, Daniel, Mack, Nebraska-none. **Turnovers:** Washington State 22, Nebraska 19. **Blocked shots:** Washington State 2 (Daniel 2), Nebraska 6 (Garner, Moore 2). **Steals:** Washington State 13 (Fontaine, Mack 3), Nebraska 10 (Strickland 3). **Technical fouls:** none. **Officials:** Eric Harmon, Terry Davis, David Warfel. **Attendance:** 9,037.

Game Notes: The Huskers advanced to the third round of the NIT for the first time since 1987...NU improved to 11-1 all-time in home NIT contests...Nebraska shot a school postseason-best 59 percent (30-51) from the field...the Huskers tied a postseason school record with six blocked shots...Jaron Boone, Erick Strickland and Terrance Badgett tied a school record, each playing in their 124th game...Nebraska reached the 18-win mark for the sixth straight season and the 16th time in school history.

Nebraska 83, Fresno State 71

March 22--at Fresno, Calif.

Cornhuskers (83): Bernard Garner 2-6, 2-3 6, Erick Strickland 6-13, 4-4 17, Mikki Moore 4-5, 6-7 14, Tyronn Lue 0-2, 0-0 0, Jaron Boone 5-12, 0-0 13, Tom Wald 3-6, 2-2 10, Venson Hamilton 5-6, 2-2 12, Terrance Badgett 4-6, 1-2 11, Andy Markowski 0-0, 0-0 0. Team Totals 29-56 17-20 83.

Bulldogs (71): Rahsaan Smith 3-6, 0-4 6, Khary Stanley 1-2, 0-2 2, Dominick Young 9-21, 2-2 25, Kendrick Brooks 3-9, 2-4 9, James Gray 3-9, 2-3 9, Gerrit Terdeng 1-3, 0-0 2, Brandon Bakke 0-2, 0-0 0, DeAndre Austin 0-1, 0-0 0, Darnaryl Stamps 0-1, 0-2 0, Darnell McCulloch 7-11, 4-9 18. Team Totals 27-65 10-26 71.

Nebraska	45	38	--	83
Fresno State	40	31	--	71

Three-point goals: Nebraska 8-16 (Strickland 1-4, Boone 3-6, Lue 0-1, Wald 2-3, Badgett 2-2), Fresno State 7-28 (Young 5-17, Brooks 1-6, Gray 1-2, Terdeng 0-1, Bakke 0-2). **FG%:** Nebraska 51.8, Fresno State 41.5. **FT%:** Nebraska 85.0, Fresno State 38.5. **Turnovers:** Nebraska 21, Fresno State 17. **Rebounds:** Nebraska 35 (Moore, Garner 10), Fresno State 34 (Smith 11). **Fouls:** Nebraska 18, Fresno State 18. **Assists:** Nebraska 19 (Strickland 5), Fresno State 13 (Young 6). **Fouled out:** Nebraska-none, Fresno State-Smith. **Blocked shots:** Nebraska 6 (Moore 4), Fresno State 1 (Smith 1). **Steals:** Nebraska 8 (Garner, Wald 2), Fresno State 15 (Young 8). **Technical fouls:** Nebraska-Hamilton. **Officials:** Steve Wilson, Andy Rios, Don McAllister. **Attendance:** 10,132.

Game Notes: Nebraska trailed by as many as 13 points in the first half (24-11), but rallied to take a 45-40 lead into the locker room...the Huskers turned the ball over 17 times in the first half, but committed just four in the second half...NU connected on 17-20 free throws in the contest...for the second straight game NU tied a school postseason record with six blocked shots...Fresno State's Dominick Young broke NU opponent

three-point attempt record with 17, making five...Nebraska connected on more than 50 percent of its field goal attempts for the third straight game.

Nebraska 90, Tulane 78

March 26--at New York City (Semifinals)

Green Wave (78): Correy Childs 5-10, 1-5 11, Jerald Honeycutt 6-16, 4-4 16, Lawrence Nelson 2-3, 1-4 5, Chris Cameron 4-8, 2-2 11, LeVeldro Simmons 5-13, 1-3 12, Patrick Lewis 5-7, 1-2 13, Shun Sheffield 2-5, 0-0 4, Rayshard Allen 0-0, 3-4 3, Keith Harris 1-2, 0-0 3, Khalid Morris 0-0, 0-0 0. Team Totals 30-64 13-24 78.

Cornhuskers (90): Bernard Garner 7-11, 6-9 20, Erick Strickland 6-10, 6-6 20, Mikki Moore 2-2, 1-1 5, Jaron Boone 2-7, 5-6 9, Tyronn Lue 3-6, 8-12 15, Venson Hamilton 4-7, 5-6 13, Terrance Badgett 2-2, 1-4 5, Tom Wald 0-1, 0-0 0, Andy Markowski 1-1, 1-1 3, Chester Surles 0-0, 0-0 0. Team Totals 27-47 33-45 90.

Tulane	41	37	--	78
Nebraska	42	48	--	90

Three-point goals: Tulane 5-16 (Honeycutt 0-4, Cameron 1-3, Simmons 1-3, Lewis 2-4, Harris 1-2), Nebraska 3-8 (Strickland 2-3, Boone 0-2, Lue 1-2, Wald 0-1). **FG%:** Tulane 46.9, Nebraska 57.4. **FT%:** Tulane 54.2, Nebraska 73.3. **Rebounds:** Tulane 30 (Honeycutt 6), Nebraska 35 (Hamilton 9). **Fouls:** Tulane 27, Nebraska 21. **Assists:** Tulane 14 (Honeycutt 5), Nebraska 16 (Boone 6). **Fouled out:** Tulane-Simmons, Lewis, Nebraska-Moore. **Turnovers:** Tulane 21, Nebraska 25. **Blocked shots:** Tulane 4 (Nelson 2), Nebraska 4 (Moore 3). **Steals:** Tulane 16 (Simmons 5), Nebraska 12 (Garner, Hamilton 4). **Technical fouls:** none. **Officials:** Bob Donato, William Bush, Tom Lopes. **Attendance:** 8,346.

Game Notes: Nebraska won an NIT semifinal game for the first time in three tries, after losing in the semifinals in 1983 and 1987...Nebraska posted its 20th victory, marking just the ninth time in school history an NU team posted 20 wins...for the fourth consecutive game in the NIT, NU shot better than 50 percent from the field and scored more than 80 points...the win marked NU's second over the Green Wave in the NIT as the Huskers also defeated Tulane in the first round of the 1983 tourney when NU also advanced to New York...Nebraska attempted a postseason school-record 45 free throws and tied a postseason school record with 33 made free throws...the Huskers also had a postseason-record 12 steals...Erick Strickland and Bernard Garner each scored 20 points, marking the first time in NU postseason history two players scored 20 or more points in a game.

Nebraska 60, St. Joseph's 56

March 28--at New York City (Championship)

Cornhuskers (60): Bernard Garner 2-3, 0-0 4, Erick Strickland 4-11, 4-4 13, Mikki Moore 4-9, 3-5 11, Tyronn Lue 4-7, 3-3 11, Jaron Boone 4-12, 0-2 11, Tom Wald 1-1, 0-2 2, Terrance Badgett 2-4, 0-0 4, Venson Hamilton 2-5, 0-0 4, Andy Markowski 0-0, 0-0 0. Team Totals 23-52 10-16 60.

Hawks (56): Dmitri Domani 4-6, 2-2 14, Reggie Townsend 8-14, 2-4 18, Will Johnson 2-6, 0-0 4, Mark Bass 1-11, 0-0 3, Rashid Bey 1-8, 1-4 3, Terrell Myers 2-11, 4-6 9, Nemanja Petrovic 2-6, 1-2 5, Duval Simmonds 0-0, 0-0 0. Team Totals 20-62 10-18 56.

Nebraska	34	26	--	60
St. Joseph's	26	30	--	56

Three-point goals: Nebraska 4-10 (Strickland 1-4, Boone 3-4, Lue 0-1, Badgett 0-1), St. Joseph's 6-21 (Domani 4-6, Bass 1-7, Bey 0-2, Myers 1-6). **FG%:** Nebraska 44.2, St. Joseph's 32.3. **FT%:** Nebraska 62.5, St. Joseph's 55.6. **Rebounds:** Nebraska 44 (Moore 13), St. Joseph's 35 (Townsend, Johnson 8). **Personal Fouls:** Nebraska 19, St. Joseph's 17. **Assists:** Nebraska 14 (Lue, Boone 4), St. Joseph's 11 (Bey 4). **Fouled Out:** Nebraska-none, St. Joseph's 17 (Domani 5). **Turnovers:** Nebraska 20, St. Joseph's 11. **Blocked shots:** Nebraska 4 (Moore, Hamilton 2), St. Joseph's 3 (Johnson, Petrovic, Simmonds 1). **Steals:** Nebraska 6 (Strickland 3), St. Joseph's 8 (Myers, Bass 2). **Technical fouls:** none. **Officials:** Jim Burr, John Cahill, Donnee Gray. **Attendance:** 12,464.

Game Notes: Nebraska's NIT Championship was its first national tournament championship of any kind...Nebraska finished the first half on an 11-3 run to take a 34-26 lead into halftime...the Huskers led 47-37 with 10 minutes to play, before St. Joe's went on a 10-0 run to tie the game at 47-all...St. Joseph's connected on just 32 percent of its field goals attempts, the lowest mark against Nebraska in the postseason...Erick Strickland was named the NIT Most Valuable Player, while freshman Tyronn Lue was named to the All-Tournament team...Mikki Moore posted his third double-double of the NIT...after shooting over 50 percent in its first four NIT games, Nebraska made just 44 percent against the Hawks.

1997 NIT Nebraska 67, Washington 63

March 12--at Lincoln, Neb.

Huskies (63): Mark Sanford 8-15, 3-5, 20, Jamie Booker 3-7, 4-4, 12, Todd MacCulloch 7-11, 3-5, 17, Jan Wooten 2-4, 0-0, 4, Donald Watts 1-7, 0-1, 2, Chris Thompson 0-1, 0-0, 0, Deon Luton 2-5, 0-2, 4, Patrick Femerling 1-1, 2-2, 4. Team Totals 24-51 12-19 63.

Cornhuskers (67): Bernard Garner 3-5, 1-2, 9, Andy Markowski 1-8, 1-2, 3, Venson Hamilton 4-4, 5-6, 13, Tyronn Lue 5-15, 2-2, 14, Cookie Belcher 4-5, 0-0, 9, Larry Florence 2-4, 2-3, 6, Mikki Moore 4-6, 1-2, 9, Troy Piatkowski 2-5, 0-0, 4. Team Totals 25-52 12-17 67.

Washington	36	27	--	63
Nebraska	33	34	--	67

Three-point goals: Washington 3-13 (Booker 2-3, Sanford 1-3, Watts 0-3, Wooten 0-2, Luton 0-2), Nebraska 5-13 (Garner 2-2, Lue 2-6, Belcher 1-2, Piatkowski 0-3). **FG%:** Washington 47.1, Nebraska 48.1. **FT%:** Washington 63.2, Nebraska 70.6. **Rebounds:** Washington 37 (Sanford 13), Nebraska 26 (Hamilton 10). **Personal Fouls:** Washington 15, Nebraska 16. **Assists:** Washington 16 (Booker, Watts 4), Nebraska 14 (Moore, Lue 4). **Fouled out:** Washington-Booker, Nebraska-none. **Turnovers:** Washington 22, Nebraska 17. **Blocked shots:** Washington 1 (MacCulloch 1), Nebraska 6 (Hamilton 4). **Steals:** Washington 10 (Wooten 3), Nebraska 15 (Belcher 6). **Technical fouls:** none. **Officials:** Tim Hutchinson, Gerald Seibert, Ed Schumer. **Attendance:** 6,015.

Game Notes: Nebraska improved to 18-9 in the NIT, 12-1 at home and 7-0 in first-round home games...Nebraska won for the third straight time against Washington, narrowing the Huskies' series lead to 6-3...the crowd of 6,015 was the smallest in 13 NU home NIT contests...Venson Hamilton had his sixth double-double in his last eight games...Cookie Belcher tied his season high and matched an NU postseason record with six steals...Andy Markowski made his first career start.

Nebraska 78, Nevada 68

March 18--at Reno, Nev.

Cornhuskers (78): Larry Florence 2-4, 3-4, 7, Bernard Garner 6-11, 4-4, 17, Mikki Moore 9-9, 3-7, 21, Tyronn Lue 6-18, 4-5, 18, Cookie Belcher 1-2, 0-0, 2, Alvin Mitchell 1-5, 0-0, 3, Andy Schwindt 1-1, 0-0, 2, Michael Johnette 0-1, 0-0, 0, Troy Piatkowski 0-2, 2-2, 2, Ryan Phifer 1-1, 0-0, 2, Chad Burbach 0-0, 0-0, 0, Andy Markowski 2-4, 0-0, 4. Team Totals 29-58 16-22 78.

Wolfpack (68): Faron Hand 5-8, 6-9, 16, Paul Culbertson 4-12, 6-8, 17, David Morgan 0-5, 1-2, 1, Jimmy Carroll 2-11, 0-0, 6, Richard Brown 2-7, 1-2, 6, Andre McLeod 0-0, 0-0, 0, Tommy Zapata 1-2, 0-0, 2, Lamont Allen 0-2, 0-0, 0, Tim Barnett 5-9, 0-0, 13, Marvin Wilson 2-7, 0-0, 4, Steve Pienkoski 1-1, 1-2, 3. Team Totals 22-64 15-23 68.

Nebraska	37	41	--	78
Nevada	34	34	--	68

Three-point goals: Nebraska 4-16 (Lue 2-7, Garner 1-3, Mitchell 1-4, Piatkowski 0-1, Johnette 0-1), Nevada 9-26 (Barnett 3-5, Culbertson 3-7, Carroll 2-8, Brown 1-5, Allen 0-1). **FG%:** Nebraska 50.0, Nevada 34.4. **FT%:** Nebraska 72.7, Nevada 65.2. **Rebounds:** Nebraska 41 (Moore 15),

Nevada 39 (Hand 9). **Personal Fouls:** Nebraska 18, Nevada 15. **Assists:** Nebraska 13 (Lue 4), Nevada 14 (Brown 6). **Fouled out:** none. **Turnovers:** Nebraska 18, Nevada 15. **Blocked shots:** Nebraska 5 (Moore, Florence 2), Nevada 0. **Steals:** Nebraska 7 (Moore, Belcher 2), Nevada 7 (Culbertson 3). **Technical fouls:** Nebraska-none; Nevada-Hand. **Officials:** Tim Gabutero, M. Eggers, David Ferrin. **Attendance:** 11,275.

Game Notes: Nebraska won its seventh straight game in the NIT and improved to 19-9 in the tournament, 13-3 under Nee...NU picked up its 18th win, the seventh straight season the Huskers have reached the 18-win mark...Mikki Moore scored 21 points, the third-most in his career and tied his career high with 15 rebounds for his eighth double-double of the season and the fourth in the past two years in NIT play...Moore also tied a school record for most field goals without a miss as he was a perfect 9-9 from the floor...Nevada was the 13th opponent on the season NU held to 40 percent or less from the field.

Connecticut 76, Nebraska 67

March 21--at Storrs, Conn.

Cornhuskers (67): Larry Florence 1-8, 0-0, 2, Bernard Garner 1-8, 0-2, 2, Mikki Moore 9-13, 5-6, 24, Tyronn Lue 7-15, 2-2, 20, Cookie Belcher 4-7, 0-0, 9, Venson Hamilton 4-7, 2-4, 10, Alvin Mitchell 0-0, 0-0, 0, Troy Piatkowski 0-1, 0-0, 0, Andy Markowski 0-3, 0-0, 0. Team Totals 26-62 9-12 67.

Huskies (76): Kevin Freeman 1-5, 7-11, 9, Richard Hamilton 12-14, 6-8, 31, Jake Voskuhl 6-8, 2-2, 14, Rashamel Jones 3-8, 4-4, 12, Ricky Moore 1-6, 6-6, 8, Ruslan Inyatkin 0-0, 0-0, 0, Antric Klaiber 0-1, 0-0, 0, Dion Carson 1-1, 0-0, 2, Monquencio Hardnett 0-1, 0-0, 0, Sam Funches 0-0, 0-0, 0. Team Totals 24-44 25-31 76.

Nebraska	36	31	--	67
Connecticut	27	49	--	76

Three-point goals: Nebraska 6-15 (Lue 4-9, Belcher 1-3, Moore 1-1, Garner 0-2), Connecticut 3-8 (Jones 2-4, Hamilton 1-1, Moore 0-3). **FG%:** Nebraska 41.9, Connecticut 54.5. **FT%:** Nebraska 75.0, Connecticut 80.6. **Rebounds:** Nebraska 31 (Hamilton 6), Connecticut 30 (Voskuhl 8). **Personal Fouls:** Nebraska 24, Connecticut 13. **Assists:** Nebraska 8 (Belcher, Markowski 2), Connecticut 13 (Moore 6). **Fouled out:** Nebraska-Belcher, Connecticut-none. **Turnovers:** Nebraska 19, Connecticut 20. **Blocked shots:** Nebraska 4 (Moore, Hamilton 2), Connecticut 10 (Voskuhl 6). **Steals:** Nebraska 12 (Florence, Moore 3), Connecticut 11 (Voskuhl 3). **Technical fouls:** none. **Officials:** Bryan Kersey, Joe DeMayo, Terry Murphy. **Attendance:** 8,411.

Game Notes: Nebraska's string of seven straight postseason wins ended with the loss...NU dropped to 19-10 all-time in the NIT, 13-4 under Nee...Tyronn Lue finished the season with 17 straight double-figure scoring games...he finished third on the NU single-season scoring chart with 603 points...Mikki Moore finished with the second-highest scoring game of his career with 24 points...Cookie Belcher became just the fourth NU freshman to score 300 or more points in a season...the 14-point deficit UConn overcame was the largest an NU opponent has rallied from for victory and the nine-point halftime lead is the largest NU surrendered on the season.

1998 NCAA

Arkansas 74, Nebraska 65

March 12--at Boise, Idaho (West Regional)

Cornhuskers (65): Larry Florence 4-11, 0-0, 8, Tyronn Lue 6-14, 4-4 18, Chad Johnson 1-2, 0-0 2, Cookie Belcher 4-12, 0-0 9, Andy Markowski 4-8, 2-2 10, Troy Piatkowski 2-7, 0-0 4, Venson Hamilton 6-7, 2-5 14, Brant Harriman 0-0, 0-0 0. Team Totals 27-61 8-11 65.

Razorbacks (74): Kareem Reid 6-12, 4-5 17, Landis Williams 0-1, 0-0 0, Pat Bradley 5-12, 4-4 19, Nick Davis 3-4, 2-2 8, Sunday Adebayo 3-4, 2-2 8, Tarik Wallace 4-10, 2-2 13, Guy Whitney 0-0, 0-0 0, Ali Thompson 2-3, 5-6 9, Brandon Davis 0-0, 0-0 0, Chris Walker 0-0, 0-0 0, Jason Jennings 0-0, 0-0 0, Derek Hood 0-2, 0-0 0. Team Totals 23-48 19-21 74.

Nebraska	40	25	--	65
Arkansas	33	41	--	74

Three-point goals: Nebraska 3-16 (Lue 2-6, Belcher 1-6, Piatkowski 0-4), Arkansas 9-20 (Bradley 5-10, Wallace 3-7, Reid 1-3). **FG%:** Nebraska 44.3, Arkansas 47.9. **FT%:** Nebraska 72.7, Arkansas 90.5. **Turnovers:** Nebraska 21, Arkansas 22. **Rebounds:** Nebraska 30 (Hamilton 10), Arkansas 29 (Adebayo, Wallace 6). **Personal Fouls:** Nebraska 18, Arkansas 13. **Assists:** Nebraska 14 (Lue 6), Arkansas 7 (Wallace, Reid 2). **Fouled Out-**Nebraska-Hamilton, Arkansas-none. **Blocked shots:** Nebraska 2 (Hamilton, Markowski 1), Arkansas 2 (Thompson, N. Davis 1). **Steals:** Nebraska 13 (Belcher 6), Arkansas 6 (Reid, Wallace 2). **Technical fouls:** none. **Officials:** Donnee Gray, Reggie Greenwood, Tim Hutchinson. **Attendance:** 12,159.

Game Notes: Nebraska dropped to 0-6 all-time in the NCAA Tournament, 0-5 under Danny Nee...the Huskers lost for the first time all season when leading with 5:00 left...NU had been 20-0 when leading at the five-minute mark...Venson Hamilton became Nebraska's single-season rebounding leader as his 10 boards gave him 315 in 1997-98, bettering Chuck Jura's previous school record of 305...Hamilton finished the season with 17 double-doubles...Tyronn Lue reached double figures for the 12th straight game and 51st time in his last 53 games...he finished the season with 678 points, second on the single-season scoring list and just 26 points behind Dave Hoppen's 1985 single-season record of 704 points...Nebraska's 20 wins tied for the seventh-most in school history...Nebraska failed to defeat a nationally-ranked team for the first time in eight seasons...with 13 steals, NU upped its season total to 319, breaking the previous record of 315...Cookie Belcher tied his career high with six steals, finished the season with 75 steals, third on the NU single-season chart and moved into second on the career steals list after just two seasons.

1999 NIT

Nebraska 68, UNLV 55

March 10--at Lincoln, Neb.

Rebels (55): Kevin Simmons 1-7, 0-0, 3, Shawn Marion 7-17, 4-4, 18, Issiah Epps 4-4, 2-4, 10, Desmond Herod 3-11, 2-2, 11, Mark Dickel 1-2, 0-1, 2, Brian Keefe 1-3, 0-0, 2, Donovan Stewart 1-3, 0-0, 2, Chris Richardson 1-1, 2-2, 4, Edwin Daniels 1-6, 1-2, 3. Team Totals 20-54 11-15 55.

Cornhuskers (68): Larry Florence 8-14, 0-0, 16, Andy Markowski 2-9, 2-3, 6, Venson Hamilton 4-11, 1-2, 9, Chad Johnson 2-5, 2-2, 6, Cookie Belcher 7-10, 2-2, 17, Cary Cochran 0-2, 0-0, 0, Joe Holmes 0-0, 0-0, 0, Troy Piatkowski 3-4, 0-0, 8, Louis Truscott 3-3, 0-1, 4. Team Totals 29-58 7-10 68.

UNLV	29	26	--	55
Nebraska	31	37	--	68

Three-point goals: UNLV 4-23 (Herod 3-10, Simmons 1-3, Daniels 0-4, Keefe 0-2, Marion 0-2, Dickel 0-1, Stewart 0-1), Nebraska 3-9 (Piatkowski 2-3, Belcher 1-3, Cochran 0-2, Johnson 0-1). **FG%:** UNLV 37.0, Nebraska 50.0. **FT%:** UNLV 73.3, Nebraska 70.0. **Turnovers:** UNLV 20, Nebraska



Nebraska's 1998 NCAA Tournament team

22. Rebounds: UNLV 31 (Simmons, Marion 8), Nebraska 38 (Markowski 11). **Personal Fouls:** UNLV 12, Nebraska 17. **Assists:** UNLV 12 (Dickel 6), Nebraska 20 (Belcher 5). **Fouled Out:** none. **Blocked shots:** UNLV 2 (Epps 2), Nebraska 5 (Hamilton 4). **Steals:** UNLV 11 (Daniels 5), Nebraska 13 (Belcher 5). **Technical fouls:** none. **Officials:** David Hall, Ron Zetcher, Bobby Hunt. **Attendance:** 6,022.

Game Notes: Nebraska locked up its second consecutive 20-win season with the victory and the 11th overall in school history...in the game, Cookie Belcher surpassed Erick Strickland to set a new Nebraska career steals record...Venson Hamilton broke the career blocked shots record with four in the game, breaking Mikki Moore's school record...NU improved to 8-0 all-time in first round NIT home contests and 13-1 overall in the event at home...Nebraska's 13-point victory tied its largest ever postseason win, equalling the 13-point margin in a 79-66 victory over Canisius in the 1984 NIT.

TCU 101, Nebraska 89

March 15--at Fort Worth, Texas

Cornhuskers (89): Larry Florence 7-10, 2-3, 16, Andy Markowski 2-3, 2-2, 6, Venson Hamilton 8-19, 3-5, 19, Chad Johnson 2-8, 1-3, 5, Cookie Belcher 5-14, 3-3, 15, Cary Cochran 7-10, 2-2, 23, Joe Holmes 0-1, 0-0, 0, Troy Piatkowski 0-5, 0-0, 0, Louis Truscott 2-4, 0-0, 5. Team Totals 33-74 13-18 89.

Horned Frogs (101): Marquise Gainous 12-18, 6-7, 30, Lee Nailon 7-9, 5-6, 20, Prince Fowler 6-10, 2-2, 17, Vladimir Jaksic 5-10, 2-2, 15, Ryan Carroll 4-8, 1-2, 11, Shannon Long 2-3, 4-8, 8. Team Totals 36-58 20-27 101.

Nebraska	43	46	--	89
TCU	41	60	--	101

Three-point goals: Nebraska 10-19 (Cochran 7-9, Belcher 2-5, Truscott 1-1, Piatkowski 0-2, Johnson 0-1, Hamilton 0-1), TCU 9-21 (Fowler 3-5, Jaksic 3-7, Carroll 2-5, Nailon 1-2, Gainous 0-1, Long 0-1). **FG%:** Nebraska 44.6, UNLV 62.1. **FT%:** Nebraska 72.2, TCU 74.1. **Turnovers:** Nebraska 15, TCU 16. **Rebounds:** Nebraska 32 (Hamilton 10), TCU 37 (Gainous 9). **Personal Fouls:** Nebraska 20, TCU 14. **Assists:** Nebraska 15 (Florence, Belcher, Cochran 4), TCU 26 (Fowler, Jaksic 7). **Fouled Out:** Nebraska-Hamilton, TCU-none. **Blocked shots:** Nebraska 2 (Hamilton, Belcher 1), TCU 10 (Gainous 5). **Steals:** Nebraska 13 (Belcher 6), TCU 12 (Gainous, Nailon 3). **Technical fouls:** none. **Officials:** Dan Chrisman, Eddie Jackson, Bobby Jacobs. **Attendance:** 7,166.

Game Notes: Nebraska finished the season with a 20-13 mark, recording its ninth straight postseason appearance and 11th overall in Danny Nee's 13 seasons...NU's 20 victories marked the seventh time under Nee that the Huskers have reached that victory plateau...Cary Cochran connected on seven, three-pointers in the loss, tying the NU school record of most three-pointers in a game, previously held by Chris Cresswell...Cookie Belcher finished his record-setting steals season with 102 thefts...Venson Hamilton finished his career with Nebraska record totals of 1,080 rebounds, 241 blocked shots and 129 games played...for the 12th time in 13 NIT appearances, Nebraska advanced to at least the second round.

The History

Basketball 2000-2001

Husker History

180-183

1,000 Point Club

184-187

Lettermen

194-195

All-Time Results

198-218



The History of Nebraska Basketball

By Mike Babcock

As near as anyone can determine, the University of Nebraska was first represented by a men's basketball team on Feb. 2, 1897, just six years after Dr. James A. Naismith set down the rules of the game at the International YMCA Training School in Springfield, Mass.

A team from the Lincoln YMCA was the opponent, and Nebraska posted an 11-8 victory at Grant Memorial Hall, the home of the Huskers for all but two seasons until the Coliseum opened in 1926. The same teams played in Grant Hall three weeks later with a similar result, as NU won 23-14. Nebraska had to rally in the second game. The *Hesperian*, a student newspaper, reported: "At the end of the first half the score stood 9 to 6 in favor of the visitors but during the second half our boys took a brace and some excellent work was done."

Such was the modest beginning of a program that has enjoyed probably its greatest success over the last 10 seasons, with a 193-126 record (.605), nine postseason appearances, including five NCAA Tournaments, a Phillips 66 Big Eight Tournament title in 1994 and the 1996 National Invitation Tournament championship title.

Nebraska doubled its schedule in 1898, losing twice to the Lincoln YMCA and splitting two games with the Omaha YMCA. A 16-12 loss against the Omaha YMCA provided evidence as to why Nebraska finished 1-3 that season. According to *The Hesperian* account: "The great difficulty of the University team was mere recklessness. Our boys have been playing with a loose interpretation of the rules. The officials were strict and of course the resulting advantage was in favor of Omaha." Then as now, overly aggressive play had its drawbacks.

Nebraska played teams from other universities for the first time in 1899, winning two games against Nebraska Wesleyan and one against Doane en route to the unofficial state championship. The next season, Nebraska played an out-of-state opponent for the first time, defeating the University of Kansas, 48-8, at Lincoln. That game still ranks as the worst loss for a Jayhawk team and was the first for either school against a present-day NCAA Division I school and the first matching present-day Big 12 Conference institutions.

The Kansas team was coached by Dr. Naismith. The Nebraska student yearbook, *Sombrero*, wrote: "A closely contested game was


looked for. The Jayhawkers were, however, completely outclassed, the score being 48-8." Based on the victory against Kansas and four other similarly decisive victories, "the basketball team for this year was undoubtedly superior to any in the west," the *Sombrero* concluded. It would be several years before such a claim could be made again.

Nebraska hired its first full-time coach in 1911. E.O. "Jumbo" Stiehm, who scored 24 points against Nebraska as a Wisconsin basketball player in 1908, coached both football and basketball. His first Husker basketball team won 14 of 15 games, its only loss coming at Minnesota, 40-15. The student newspaper, *The Daily Nebraskan*, blamed the loss on Nebraska's inability to adjust to the Gophers' "100-foot floor."

A *Daily Nebraskan* account of Nebraska's 29-28 season-ending victory against Kansas at Lincoln in 1912 provides evidence that some fans' behavior hasn't changed much over the years.

"The game as a whole was entirely unsatisfactory, being marred by rough tactics of the visitors, incompetent work on the part of the referee and interruptions by the audience, which were in part justifiable."

Nebraska shared the Missouri Valley Conference championship with Kansas in 1912 and 1914 and won the




Chuck Jura earned All-Big Eight honors in 1972 for Coach Joe Cipriano.

title outright in 1913 under Stiehm's leadership. The 1913-14 team was "so fast it took a movie camera to catch 'em," according to the *Cornhusker* student yearbook. It was described as a "point-a-minute" team, which wasn't quite accurate. Typically, games lasted 40 minutes (though that wasn't always the case), and Nebraska averaged 30 points per game. Guard Sam Carrier became Nebraska's first All-America basketball player in 1913. He and Carl Underwood led the Huskers to 17 victories in 19 games. Underwood was the Missouri Valley Conference scoring leader with 66 points in 10 conference games.

Nebraska won another conference title outright in 1916, after Sam Waugh replaced Stiehm as the *Cornhuskers'* coach for one season. Stiehm, who coached the first game of the season before giving way to Waugh, had planned to remain at Nebraska through the basketball season before leaving to become coach and athletic director at Wisconsin. But the Nebraska Athletic Board decided to replace him.

Waugh was succeeded by E.J. "Doc" Stewart, whose three *Cornhusker* teams had a combined record of 29-23. Nebraska was 22-2 in 1919-20 and 11-3 in 1920-21 under Coach P.J. Schissler. After the 1919-20 season, Schissler challenged the University of Chicago to a game, but to no avail. The *Cornhuskers* also were invited to a postseason AAU tournament in Atlanta but didn't go.

Schissler's teams played as independents. Nebraska lost its affiliation with the Missouri Valley Conference because of a decision to play



Bus Whitehead was a two-time All-Big Seven selection in 1949 and 1950.

a football game against Oklahoma in Omaha in 1919. Conference rules prohibited such games (Oklahoma had not yet joined the Missouri Valley Conference). Nebraska returned to the Missouri Valley Conference in 1921, and Owen Frank replaced Schissler as basketball coach. The remainder of the Roaring 1920s was, for the most part, undistinguished.

Basketball was rough and tumble. There was a center jump after every basket and no requirement to cross mid-court in 10 seconds or less. The ball was a lot different, too, more like a medicine ball, which contributed to some dull games.

The most significant event during the 1920s was the building of the Coliseum, which was dedicated on Feb. 6, 1926. The Cornhuskers dropped a 25-14 decision to Kansas in the first game at their new home, which was built at a cost of \$445,000 and seated 8,000 for basketball. Prior to that, Nebraska played most of its home games in Grant Hall, which seated about a fourth as many fans as the Coliseum and was located just to the north of where the Sheldon Art Gallery now stands.

Athletic Director Fred Leuhning arranged for Nebraska to play its home basketball games at the State Fairgrounds Coliseum in 1921, in order to accommodate more spectators. The Cornhuskers played two seasons at the Fairgrounds Coliseum, which had a wider court than Grant Hall.

The first game there was played on Jan. 14, 1921. Nebraska defeated conference opponent Grinnell 31-10 before an audience of 1,500, according to newspaper estimates. After two seasons, the Cornhuskers returned to Grant Hall,

which had been remodeled, and continued to play home games there until the NU Coliseum opened.

Nebraska ended the decade with an 11-5 season under Charles T. Black, a former Kansas All-American in 1928-29. In the next 19 seasons, the Huskers had just two winning records, back-to-back campaigns under Coach W.H. Browne in 1935-36 and 1936-37. The 1937 team tied Kansas for the Big Six championship, after finishing second to the Jayhawks in 1936.


The 1930s produced four more Cornhusker All-Americans: center Don Maclay in 1931, guard Steve Hokuf in 1933, guard George Wahlquist in 1936 and guard Robert Parsons in 1937. Maclay was the Big Six scoring leader in 1930, scoring 112 points in 10 league games.

Harry Good was hired as head coach in 1946 and after two losing seasons, turned Nebraska's fortunes around. In 1948-49, Good's Huskers went 16-10, tied Oklahoma for the Big Seven

regular-season championship and defeated the Sooners, 57-56, in a conference playoff to qualify for an NCAA playoff game. The NCAA Tournament was structured differently then, and the Cornhuskers needed to win that playoff to advance into the NCAA field. They lost to Oklahoma A&M, the Missouri Valley Conference champion, 52-35, at Kansas City, Mo. Coach Henry P. Iba's Aggies went on to finish second to Kentucky, coached by Adolph Rupp, in the NCAA Tournament.

In 1949-50, Nebraska again won 16 games and shared the Big Seven crown with Kansas and Kansas State. That marks the last time the conference had a three-way tie at the top. "We were King in our day," Claude Retherford once told a newspaper reporter. "They were firing football coaches left and right, but we packed 'em in. Oh, people were interested in football, but basketball was THE game on the Nebraska campus when we played." Retherford earned All-Big Seven recognition in 1949 after leading the conference in scoring with a 12.4 points-per-game average.

The Cornhuskers had another first-team All-Big Seven performer in 1949, Milton "Bus" Whitehead. The 6-10 center



Andre Smith was the Big Eight Player-of-the-Year in 1981.

from Scottsbluff, Neb., also earned all-conference honors in 1950, when he averaged a then-school-record 15.7 points per game. Whitehead was named to the District V All-America team by Collier's Magazine. Whitehead also was the first Cornhusker selected to play in the East-West All-Star Game in New York City's Madison Square Garden. When he graduated, Whitehead held nine school scoring records.

Nebraska basketball experienced another drought beginning in 1950-51, with 15 consecutive losing seasons. Despite playing for a team that finished last in the Big Seven in 1952, Husker guard Jim Buchanan earned All-America and all-conference honors. And even though the late Jerry Bush, dubbed the "Big Bear of the Coliseum," never produced a winning team in his nine seasons as head coach at Nebraska, his colorful personality and uncanny ability to fashion upsets kept Cornhusker fans entertained.

The most dramatic upset during Bush's tenure as coach came on Feb. 22, 1958, against Kansas. The Jayhawks featured 7-foot center Wilt Chamberlain and were ranked fourth in the nation when they came to Lincoln. Earlier in the season, the Jayhawks had defeated the Huskers 102-46 at Lawrence, Kan., with Chamberlain matching Nebraska by scoring 46 points.



Claude Retherford was the leading scorer on NU's 1949 Big Seven Championship team.



In six seasons as head coach, Moe Iba guided Nebraska to four postseason appearances, including the school's first-ever NCAA Tournament berth in 1985-86.

Nebraska scored a 43-41 victory in the rematch, when 5-9 guard Jim Kubacki hit a 15-foot jump shot with two seconds remaining.

But that's only part of the drama. Kubacki, a senior from Toledo, Ohio, spent all but the final 6:53 of the game sitting on the bench in street clothes, forced there by a knee injury and the kind of fate from which legends are built. When the Cornhuskers' captain, Gary Reimers, left the game with leg cramps, Kubacki convinced Bush to let him suit up. Four minutes and seven seconds later, Kubacki went into the game. Two minutes and 44 seconds after that, he hit the winning shot.

Bush also had the distinction of coaching the school's first 1,000-point scorer, guard Herschell Turner, who came from Indianapolis, Ind., where he was rated the second-best high school player in the state as a senior, behind only crosstown rival Oscar Robertson. Turner earned All-Big Eight honors in 1960 and ended his Cornhusker career with 1,056 points.

Following the 1962-63 season, Bush was replaced as head coach by Joe Cipriano, who brought the nickname "Slippery Joe" and up-tempo basketball to the Coliseum. His teams pressed full-court and ran a fast-break offense, which led the Big Eight in scoring average in 1966, 1967 and 1968.

Cipriano's first two teams had a combined

record of 17-33. But his third team, in 1965-66, was one of the most successful in school history, finishing 20-5 and second to Kansas in the Big Eight. All-Big Eight guard Grant Simmons, the first Cornhusker to earn Academic All-Big Eight honors, was the team's leader.

The 1966-67 team finished 16-9 and made the school's first appearance in the 16-team National Invitation Tournament, played at New York City's Madison Square Garden. Guard Stu Lantz was a two-time All-Big Eight pick and led the Cornhuskers in scoring and rebounding in both 1966-67 and 1967-68.

Guard Marvin Stewart and center Chuck Jura earned All-Big Eight honors for Cipriano in 1971 and 1972, respectively. Guard Jerry Fort, who finished his career with a then-school-record 1,882 points, was the first Nebraska player chosen first-team all-conference three times, from 1974 through 1976. With Fort's leadership, Nebraska began a string of 14 winning seasons.

In the fall of 1976, Cornhusker basketball moved out of the Coliseum and into the state-of-the-art Bob Devaney Sports Center arena. Located on the State Fairgrounds, the \$13 million athletic complex was financed by a special cigarette tax.

Cipriano coached Nebraska to another 20-victory season in 1977-78. The Cornhuskers, led by All-Big Eight guard Brian Banks, finished with a 22-8 record and advanced to the second round of the NIT. Despite failing health – a battle against cancer that he finally lost – Cipriano shared coaching duties with his assistant, Moe Iba, in 1979-80, and took Nebraska to the NIT again. For their efforts, the duo shared United Press International Big Eight Coach-of-the-Year honors.

Cipriano brought Nebraska into the modern era, coaching 17 seasons and 450 games. His record was 253-197, and those 253 victories represent one-fourth of Nebraska's all-time total. Following Cipriano's death, Iba was named head coach, and he continued Cipriano's winning ways. In Iba's six seasons on the bench, Nebraska was 106-71 and advanced to postseason play four times.


Center Andre Smith was the 1981 Big Eight MVP and twice earned All-Big Eight honors. However, it was the late Jack Moore, a 5-10 playmaker from Muncie, Ind., who captured the hearts of Nebraska fans from 1980 through 1982. Moore earned All-Big Eight honors in 1982, when he won the Naismith Award, given annually to the nation's top player under 6-feet tall. The first three-time academic

All-Big Eight pick in Nebraska history, Moore scored 1,204 points and hit .901 from the free throw line during his career.

The cornerstone of Iba's teams from 1983 through 1986 was Omaha, Neb., native Dave Hoppen, a three-time All-Big Eight center and the first Nebraska basketball player to have his jersey number (42) retired by the school. In 1982-83, Hoppen's freshman season, the Cornhuskers were 22-10 and won three games in the NIT before losing to DePaul in the semifinals at Madison Square Garden. The Cornhuskers returned to the NIT each of the next two seasons, advancing to the second round both times.

Hoppen's college career, though, was ended by a knee injury he sustained in a game at Colorado on Feb. 1, 1986. He finished as the school's all-time scoring leader with 2,167 points and broke or tied 19 school records during his four-year stay. After Hoppen's injury, Iba's team regrouped and went on to earn the school's first-ever "official" NCAA Tournament berth. Nebraska lost to Western Kentucky in the first round of the Southeast Regional, 67-59. Following the game, Iba announced his resignation.

On March 27, 1986, Danny Nee was officially introduced as Nebraska's 24th basketball



Clifford Scales was a four-year letterman for Nebraska and is one of 19, 1,000-point scorers in Husker history.



Terrance Badgett was a member of the 1994 Big Eight Tournament Championship team and the 1996 NIT Championship team.

coach. During a news conference to announce his hiring, Nee said a "new era" in Cornhusker basketball was beginning. "I understand I have to win, but I believe we have to play a style people will come to see. Basketball was made to be played up and down the floor. I think people will enjoy it."

Nee's 14 teams appeared in postseason play 11 times and topped the 20-victory mark in seven seasons. In his first season, Nebraska was 21-12 and finished third in the NIT.

After a 13-18 record in his second season, the Cornhuskers got back over the .500 mark with a 17-16 record in 1988-89 and advanced to the second round of the NIT.

Nebraska missed the school single-season record for losses by one in 1989-90 (10-18), then won a school-record 26 games, with only eight losses, in 1990-91. The Cornhuskers reached the Big Eight Tournament championship game for the first time and advanced to the NCAA Tournament, losing to Xavier 89-84 in the first round of the regionals at Minneapolis, Minn.

The 1990-91 team included two first-round NBA draft picks, senior Rich King and redshirted freshman Eric Piatkowski. The 7-2 King was the tallest player in Cornhusker history.

Piatkowski, Nebraska's sixth-man in 1990-91, went on to win first-team all-conference honors twice. He ranks second on the Cornhuskers' career-scoring list, with 1,934 points and he is the only Nebraska player to finish with at least 1,900 points, 600 rebounds (669) and 300 assists (322).

Three more NCAA Tournament appearances followed the record-shattering 1991 season. In

1992-92, the Huskers registered their highest league finish under Nee by tying for second in the Big Eight.

In addition to reaching the NCAA Tournament for a fourth consecutive season and recording back-to-back 20-victory seasons for the first time in school history, Nee's 1993-94 team made history by winning the school's first Phillips 66 Big Eight Tournament title. The Cornhuskers defeated Oklahoma, Missouri and Oklahoma State, in that order, to earn the tournament championship.

Nebraska's NCAA Tournament run ended at four in 1994-95, but the Huskers kept their postseason streak alive with an NIT berth, advancing to the second round. The 1995-96 team struggled down the stretch but was back in the NIT and capped its season with a run to the tournament title.

The Huskers won two games on the road and scored more than 80 points in four of their five games. They finished with a 60-56 victory against St. Joseph's at Madison Square Garden.

"The NIT run was incredible when you look at the teams we beat and how we beat them," Nee said after the remarkable run. "I don't care what anybody says, it was domination."

The 1996 NIT championship team was one of the most talented in school history. Two future NBA players, Erick Strickland and 1998 first-round draft pick Tyrone Lue, were in the backcourt. And two other players on the team scored 1,000 career points, Jaron Boone and freshman Venson Hamilton, who would finish his career in 1999 as the school's all-time leading rebounder and shot-blocker.

Lue's contributions as a freshman to the NIT championship team were only a preview of what was to come. The lightning-quick, 6-0 point guard finished his career as the seventh-leading scorer in school history, and he ranks in the top 10 in 12 other career categories. His leadership carried the 1996-97 Cornhusker team, the first to play in the Big 12, to another NIT appearance.

Behind a late-season run, which included Nebraska's longest conference winning streak in 20 years, Nee's 12th team finished fourth in the Big 12 and returned to the NCAA Tournament. The bid was the Cornhuskers' fifth during the 1990s and extended the school-record postseason run to eight.

The streak reached nine in 1999, as the Cornhuskers just missed an NCAA Tournament bid and advanced to the second round of the NIT. In the process, Nebraska reached the 20-victory mark for a

second consecutive season, and Hamilton was named Big 12 Player of the Year.

The optimism that preceded last season, Nee's last, quickly faded with the loss of guard Cookie Belcher, who was sidelined by a wrist injury and forced to take a medical redshirt. The Cornhuskers were off-balance almost from the beginning of the season and fell far short of expectations.

Even though Nee became the winningest coach in school history in 1999-2000, getting victory No. 254 to pass Joe Cipriano in the Cornhuskers' final home game against Colorado, his final team finished with an 11-19 record. The 19 losses tied for the most in school history.

With Director of Athletics Bill Byrne setting his sites on bringing Husker basketball back to national prominence, he hired Barry Collier as the Cornhuskers' new coach on April 5, 2000.

Collier finished answering reporters' questions at the news conference with levity. "There's going to be a resolve here to make Nebraska basketball nationally competitive," he said. "We are in this to win a national championship. We will win a national championship in basketball at Nebraska. I don't know how long that will take, and I don't know who will be coaching when that happens."

He was interrupted by laughter. "But that's going to happen," he said.



Bruce Chubick played on four NCAA Tournament teams in his Nebraska career, spanning from 1991-94.

Nebraska's 1,000-Point Club




1. Dave Hoppen, 1983-86--2,167 Points Center, Omaha, Neb. (Benson)

Three-time All-Big Eight center Dave Hoppen finished his career as Nebraska's all-time leading scorer with 2,167 points. Hoppen, whose four-year collegiate career was cut short by a knee injury in a game at Colorado, Feb. 1, 1986, broke or tied 19 Nebraska records and five Big Eight marks during his standout career. A native of Omaha, Neb., Hoppen was the first player in Husker basketball history to have his jersey (42) retired. Originally drafted by the National Basketball Association's Atlanta Hawks in the third-round of the 1986 draft, he played with both Charlotte and Philadelphia, in addition to a stint in the CBA.

Hoppen's Career Statistics

Season	G-GS	FG-FGA	Pct.	FT-FTA	Pct.	Reb.-Avg.	TP-Avg.
1982-83	32-32	163-311	.524	119-159	.784	161-5.0	445-13.9
1983-84	30-30	220-367	.599	158-208	.760	207-6.9	598-19.9
1984-85	30-30	270-418	.646	164-210	.781	258-8.6	704-23.5
1985-86	19-19	151-245	.616	118-147	.803	147-7.7	420-22.1
Totals	111-11	1804-1,341	.600	559-724	.772	773-7.0	2,167-19.5



2. Eric Piatkowski, 1991-94, 1,934 Points Forward, Rapid City, S.D. (Stevens)

One of only two players in school history to play on four-straight NCAA Tournament teams, Eric Piatkowski finished his career as the second-leading scorer in school history with 1,934 points. The Most Valuable Player in the 1994 Phillips 66 Big Eight Tournament, Piatkowski had a school and tournament-record 42-point outburst in Nebraska's first-round victory over Oklahoma. A two-time first-team All-Big Eight pick, Piatkowski averaged 21.5 points in his final season as a Husker, and became the first player in school history to score 1,900 points (1,934), grab 600 rebounds (669) and dish out 300 assists (322). A first-round draft pick of the NBA's Indianapolis Pacers, Piatkowski's draft rights were then traded to the Los Angeles Clippers, who he has played with for six seasons.

Piatkowski's Career Statistics

Season	G-GS	FG-FGA	Pct.	3Pt-FG	Pct.	FT-FTA	Pct.	Reb.-Avg.	Pts.-Avg.
1990-91	34-1	128-275	.465	44-127	.346	72-86	.837	125-3.7	372-10.9
1991-92	29-28	144-338	.426	47-136	.346	79-109	.725	184-6.3	414-14.3
1992-93	30-30	178-367	.485	48-129	.372	98-129	.760	171-5.7	502-16.7
1993-94	30-30	226-456	.496	63-172	.366	131-165	.794	189-6.3	646-21.5
Totals	123-89	676-1,436	.471	202-564	.358	380-489	.777	669-5.4	1,934-15.7



3. Jerry Fort, 1973-76, 1,882 Points Guard, Chicago, Ill. (Franciscan)

The first Husker basketball player to earn All-Big Eight honors for three-straight seasons, Jerry Fort finished his career with 1,882 points—a record that stood for nine seasons, until Dave Hoppen broke it, Dec. 15, 1985. Fort was a third-round draft pick of the Boston Celtics following his senior season. He scored a then-school-record 40 points against Missouri as a junior. Fort was inducted into the Nebraska Basketball Hall of Fame in 1991.

Fort's Career Statistics

Season	G-GS	FG-FGA	Pct.	FT-FTA	Pct.	Reb.-Avg.	TP-Avg.
1972-73	26-18	151-349	.433	74-104	.712	106-4.0	376-14.5
1973-74	26-26	207-484	.428	54-88	.614	110-4.2	468-18.0
1974-75	26-26	218-508	.429	89-138	.645	91-3.5	525-20.2
1975-76	27-27	201-452	.445	111-156	.712	87-3.2	513-19.0
Totals	105-97	777-1,793	.433	328-486	.675	394-3.8	1,882-17.9



4. Andre Smith, 1978-81, 1,717 Points Center/Forward, Chicago, Ill. (Kennedy)

Andre Smith closed his brilliant four-year career in 1980-81 when he led the Big Eight Conference in scoring with a 19.5 average in league games only. Smith was named the league's player-of-the-year for his efforts—the last Husker to earn that honor until Venson Hamilton in 1999, and was a two-time all-conference selection. He scored 1,717 points and grabbed 753 rebounds during his career and was chosen in the seventh round of the 1981 NBA Draft by the Cleveland Cavaliers. He was inducted into the Nebraska Basketball Hall of Fame in 1994.

Smith's Career Statistics

Season	G-GS	FG-FGA	Pct.	FT-FTA	Pct.	Reb.-Avg.	TP-Avg.
1977-78	30-2	105-190	.533	68-111	.613	144-4.8	278-9.3
1978-79	27-27	146-256	.570	72-110	.655	186-6.9	364-13.5
1979-80	31-31	237-388	.610	126-189	.670	251-8.1	600-19.4
1980-81	26-26	185-314	.589	105-152	.691	172-6.6	475-18.3
Totals	114-86	673-1,148	.586	371-562	.660	753-6.6	1,717-15.1




5. Jaron Boone, 1993-96, 1,609 Points Guard, Salt Lake City, Utah (Skyline)

Boone played in 127 games and started 102 to rank second and third, respectively, in school history. Boone became the 17th player in school history to reach 1,000 points, but just the fifth to do so before completing his junior season. Boone earned second-team All-Big Eight honors as a junior and helped Nebraska to the NIT Championship his senior year. Boone's 559 points in his junior season is the seventh-highest single-season output in school history. Boone scored 20-or-more points 18 times in his career and ranks among the school leaders in three-point goals made (second, 181) and attempted (third, 501), assists (second, 446) and minutes (third, 3,624).

Boone's Career Statistics

Season	G-GS	FG-FGA	Pct.	3FG-Att.	Pct.	FT-FTA	Pct.	Reb.-Avg.	TP-Avg.
1992-93	31-8	76-185	.411	17-57	.298	46-56	.821	72-2.3	215-6.9
1993-94	30-28	138-290	.476	35-95	.368	55-78	.705	78-2.6	366-12.2
1994-95	32-32	199-455	.437	70-182	.385	91-134	.679	106-3.3	559-17.5
1995-96	34-34	162-397	.408	59-167	.353	86-123	.699	92-2.7	469-13.8
Totals	127-102	575-1327	.433	184-501	.367	274-387	.708	348-2.7	1,609-12.7



6. Erick Strickland, 1993-96, 1,586 Points Guard, Bellevue, Neb. (West)

One of two 1,000 point scorers on the 1995-96 team, Erick Strickland finished his career with 1,586 points. Strickland was a second-team all-conference selection as a senior when he led the team in scoring (14.7) and was named the MVP of the NIT. Strickland played in 127 career games, tied for second in school history and started 84. His 516 points in his senior season rank as the 12th-highest single season total in school history. A three-time member of the Big Eight All-Defensive Team, Strickland is second in steals at Nebraska with 257 thefts, a total which ranks seventh in Big Eight history. Strickland scored 20-or-more points 14 times in his career and ranks third in 3-point field goals made (179), second in three-point field goal attempts (512) and fourth in assists (414). He is a member of the NBA's Dallas Mavericks.

Strickland's Career Statistics

Season	G-GS	FG-FGA	Pct.	3FG-Att.	Pct.	FT-FTA	Pct.	Reb.-Avg.	TP-Avg.
1992-93	31-6	84-185	.454	32-88	.364	43-59	.729	63-2.0	243-7.8
1993-94	30-13	102-241	.423	41-117	.350	77-95	.811	103-3.4	322-10.7
1994-95	31-31	175-394	.444	54-160	.338	101-139	.727	167-5.4	505-16.3
1995-96	35-34	174-399	.436	52-148	.351	116-141	.823	170-4.9	516-14.7
Totals	127-84	535-1219	.439	179-512	.350	337-434	.776	503-4.0	1,586-12.5




7. Tyronn Lue, 1996-98, 1,577 Points Guard, Mexico, Mo. (Raytown)

One of the newest members of the 1,000-point club, Lue eclipsed the mark early in his junior season. He finished his career with 1,577 points before turning pro a year early. Lue was a first-round draft pick of the Denver Nuggets and was traded on draft night to the Los Angeles Lakers. In addition to ranking seventh in scoring, Lue ranks in the top 10 in 12 other Husker career categories, including assists (third, 432), three-pointers (fourth, 145), games started (sixth, 96) and steals, (sixth, 154). Lue started 96 of 99 games in his Husker career and led NU to three straight postseason appearances, including an NCAA berth in 1998.

Lue's Career Statistics

Season	G-GS	FG-FGA	Pct.	3Pt. FG	Pct.	FT-FTA	Pct.	Reb.-Avg.	Pts.-Avg.
1995-96	35-34	105-232	.453	20-61	.328	66-96	.688	106-3.0	296-8.5
1996-97	32-30	215-476	.452	47-137	.343	126-155	.813	93-2.9	603-18.8
1997-98	32-32	240-547	.439	78-209	.373	120-145	.828	137-4.3	678-21.2
Totals	99-96	560-1,255	.446	145-407	.356	312-396	.788	336-3.4	1,577-15.9




8. Rich King, 1988-91, 1,475 Points Center, Omaha, Neb. (Burke)

The tallest player in Nebraska history at 7-2, Rich King finished his career with 1,475 points, and then-school records for blocked shots, 183, and games played, 124. King had a big hand in the Huskers' record-breaking 26-8, 1990-91 campaign, as he led the team in scoring (15.5 ppg) and rebounding (8.1 rpg) en route to honorable-mention All-America honors from both AP and UPI. King, who was a first-round draft pick by the Seattle SuperSonics in the 1991 NBA Draft, tied Jerry Fort's then-school single-game scoring record with a 40-point outburst against Northern Illinois, Feb. 18, 1991.

King's Career Statistics

Season	G-GS	FG-FGA	Pct.	3Pt. FG	Pct.	FT-FTA	Pct.	Reb.-Avg.	Pts.-Avg.
1987-88	29-5	56-108	.519	0-0	---	24-34	.706	84-2.9	136-4.7
1988-89	33-22	136-235	.579	0-0	---	91-139	.655	195-5.9	363-11.0
1989-90	28-21	170-305	.557	0-0	---	110-158	.696	208-7.4	450-16.1
1990-91	34-27	202-352	.574	2-5	.400	120-179	.670	274-8.1	526-15.5
Totals	124-75	564-1000	.564	2-5	.400	345-510	.676	761-6.1	1,475-11.9



9. Venson Hamilton, 1996-99, 1,416 Points Center, Forest City, N.C. (Oak Hill Academy)

One of two Huskers to reach the 1,000-point plateau in 1998-99, Venson Hamilton was a four-year standout for Coach Danny Nee. Hamilton finished his career with 1,416 points to rank ninth on NU's all-time scoring list. His senior season was one of the finest campaigns in school history. For his efforts, Hamilton earned Big 12 Player of the Year honors, the first Husker in 18 seasons to capture that prestigious award. Hamilton also finished his career as Nebraska's all-time leader in rebounds (1,080), blocked shots (241) and games played (129). Hamilton was just the fourth player all-time among Big 12 schools to score 1,000 points, grab 1,000 rebounds and block 200 shots in his collegiate career. He was a second-round draft pick by the Houston Rockets.

Hamilton's Career Statistics

Season	G-GS	FG-FGA	Pct.	3FG-Att.	Pct.	FT-FTA	Pct.	Reb.-Avg.	TP-Avg.
1995-96	32-1	71-130	.546	0-1	.000	54-100	.540	161-5.0	196-6.1
1996-97	32-25	124-215	.577	0-0	---	96-148	.649	269-8.4	344-10.8
1997-98	32-30	139-269	.517	0-0	---	80-144	.556	315-9.8	358-11.2
1998-99	33-32	194-388	.500	0-1	.000	130-198	.657	335-10.2	518-15.7
Totals	129-88	528-1,002	.527	0-2	.000	360-590	.510	1,080-8.4	1,416-11.0




10. Carl McPipe, 1976-79, 1,300 Points Center, Hammond, Ind. (Technical)

One-half of the "Hammond Hustlers" (Brian Banks was the other) 'Pipe,' and 'BB' provided Nebraska with a great four-year, one-two punch. McPipe, a three-year starter, finished his career with 1,300 points. As a junior, McPipe earned USBWA District V honors and was one of 12 starters designated as an All-American by the Citizens Savings Athletic Foundation. In his final year in a Husker uniform, Banks was a repeat pick on the USBWA team and a fifth-round draft selection of the Philadelphia 76ers.

McPipe's Career Statistics

Season	G-GS	FG-FGA	Pct.	FT-FTA	Pct.	Reb.-Avg.	TP-Avg.
1975-76	20-1	25-67	.373	16-22	.727	58-2.9	66-3.3
1976-77	29-29	183-376	.487	74-108	.685	241-8.3	440-15.2
1977-78	29-29	190-357	.532	65-97	.670	228-7.9	445-15.3
1978-79	26-26	148-326	.454	53-90	.589	196-7.5	349-13.4
Totals	104-85	546-1,126	.485	208-317	.656	723-7.0	1,300-12.5




11. Tom Baack, 1966-68, 1,299 Points Forward, Fort Wayne, Ind. (Concordia)

Tom Baack, a 1995 Nebraska Hall of Fame inductee, finished his career with 1,299 points, a figure that stood as the school record until guard Jerry Fort came along 10 years later. He played on three-straight winning NU teams from 1965 through 1968, and helped the Huskers to an NIT appearance in 1966-67—NU's first-ever bid to the nation's oldest postseason tournament. Known for his satin-smooth jump shot, Baack served as an assistant at Nebraska for eight seasons, and his 17.3 per-game average for his career ranks third in school history. Baack was selected in the 10th round of the 1968 NBA Draft by the Detroit Pistons.

Baack's Career Statistics

Season	G-GS	FG-FGA	Pct.	FT-FTA	Pct.	Reb.-Avg.	TP-Avg.
1965-66	25	147-325	.542	92-108	.852	106-4.2	386-15.4
1966-67	25	188-401	.469	73-90	.811	152-6.1	449-18.0
1967-68	25	191-412	.466	82-99	.828	134-5.4	464-18.6
Totals	75	526-1,138	.462	247-297	.832	392-5.2	1,299-17.3



12. Stuart Lantz, 1966-68, 1,269 Points Guard, Uniontown, Pa.

Stuart Lantz teamed with Tom Baack to give Nebraska a potent one-two offensive punch. Lantz finished his career with 1,269 points and 571 rebounds. A two-time All-Big Eight pick, Lantz went on to play eight years in the NBA with four teams (San Diego/Houston Rockets, Detroit Pistons, New Orleans Jazz, Los Angeles Lakers). A charter member of the Nebraska Basketball Hall of Fame, Lantz had his jersey retired in the fall of 1989.

Lantz's Career Statistics

Season	G	FG-FGA	Pct.	FT-FTA	Pct.	Reb.-Avg.	TP-Avg.
1965-66	25	125-290	.431	56-85	.659	199-8.0	306-12.2
1966-67	25	190-368	.516	101-129	.783	193-7.7	481-19.2
1967-68	25	173-349	.495	136-181	.757	179-7.2	482-19.2
Totals	75	488-1,007	.485	293-395	.742	571-7.6	1,269-16.9



**13. Chuck Jura, 1970-72, 1,255 Points
Center, Schuyler, Neb.**

One of the top all-around centers in Nebraska history, Chuck Jura's 1,255 points rank 13th on the school's all-time list, and trail Stuart Lantz's career total by 14 points. Jura earned All-Big Eight honors as a senior and was an academic All-Big Eight choice, too. One of only six players in school history to average more than 20 points in a season (21.2), Jura ranks sixth on the all-time rebounding chart (740) and his 305 rebounds in his final season rank third on the NU single-season chart. Like Lantz, Jura was a charter member of the Nebraska Basketball Hall of Fame. A third-round NBA draft pick by the Chicago Bulls, Jura played professional basketball in Europe for several seasons.

Jura's Career Statistics

Season	G	FG-FGA	Pct.	FT-FTA	Pct.	Reb.-Avg.	TP-Avg.
1969-70	25	99-205	.483	51-86	.593	192-7.7	249-9.9
1970-71	26	181-306	.592	93-160	.594	243-9.3	455-17.5
1971-72	26	220-399	.551	111-181	.613	305-11.7	551-21.2
Totals	77	500-910	.549	255-427	.597	740-9.6	1,255-16.3




**14. Larry Florence, 1997-2000, 1,223 Points
Forward, Phenix City, Ala.**


Forward Larry Florence is the newest member of the NU 1,000-point club, reaching the milestone midway through the 1999-2000 season. Florence ranks second at Nebraska in career starts (105) and ranks in a tie for seventh in games played (123). A four-year starter, Florence was Nebraska's captain as a senior and led the Huskers in scoring at 13.0 points per game. In his senior season, Florence earned honorable-mention All-Big 12 honors from the league's coaches. Florence also earned the reputation as a strong defender and a hard worker in the weight room. He was named Husker Power Male Athlete of the Year for all sports in 1999 and was a three-time men's basketball lifter of the year.

Florence's Career Statistics

Season	G-GS	FG-FGA	Pct.	3FG-Att.	Pct.	FT-FTA	Pct.	Reb.-Avg.	TP-Avg.
1996-97	30-29	92-240	.383	1-7	.143	41-58	.707	113-3.8	226-7.5
1997-98	30-19	115-259	.444	1-5	.200	37-63	.587	110-3.7	268-8.9
1998-99	33-27	133-262	.508	1-4	.250	73-99	.737	135-4.1	340-10.3
1999-00	30-30	156-389	.401	8-32	.250	69-105	.657	161-5.4	389-13.0
Totals	123-105	496-1150	.431	11-48	.229	220-325	.677	519-4.2	1,223-9.9



Brian Carr (left) helped guide the Huskers an 83-81 overtime win over No. 16 Kansas during his senior season.




**15. Jack Moore, 1979-82, 1,204 Points
Guard, Muncie, Ind. (Central)**

Jack Moore will long be remembered by Husker faithful for his gummy play on the basketball court. He was honored with the 1982 Naismith Award, which is presented annually to the nation's top player under six-feet tall. During his four-year career, Moore scored 1,204 points, and shot .901 from the free-throw line--among the all-time best career marks in NCAA Division I history. Moore's .901 free-throw percentage broke the Big Eight record for career marksmanship, which had been held by his coach, Moe Iba. A consensus All-Big Eight selection as a senior, Moore was the first Husker cager to earn first-team academic All-Big Eight honors for three-straight seasons and his 382 career assists stand fourth on NU's all-time chart. Nebraska's MVP Award is named in honor of Moore, who was killed in a March, 1984 plane crash. Moore was inducted into the Nebraska Basketball Hall of Fame in 1993.

Moore's Career Statistics

Season	G-GS	FG-FGA	Pct.	FT-FTA	Pct.	Reb.-Avg.	TP-Avg.
1978-79	20-0	21-61	.344	21-25	.840	19-1.0	63-3.2
1979-80	31-30	137-291	.471	184-211	.872	53-1.7	458-14.8
1980-81	27-27	111-221	.502	118-128	.922	54-2.0	340-12.6
1981-82	27-27	110-257	.428	123-131	.939	58-2.1	343-12.7
Totals	105-84	379-830	.457	446-495	.901	184-1.8	1,204-11.5



**16. Brian Carr, 1984-87, 1,182 Points
Guard, Muncie, Ind. (Burriss)**

Brian Carr is the only player in Nebraska history to score 1,000 points and collect more than 600 assists in a career. Carr, who finished his four-year career with 14 Nebraska school records, scored 1,182 points and collected 682 assists. The 682 assists rank as the third-best total in Big Eight history, behind only former Kansas stars Cedric Hunter and Jacque Vaughn. Carr is also the school career leader in minutes played. A second-team All-Big Eight selection as a senior (UPI), Carr was a two-time, first-team academic All-Big Eight performer.

Carr's Career Statistics

Season	G-GS	FG-FGA	Pct.	3FG-Att.	Pct.	FT-FTA	Pct.	Reb.-Avg.	TP-Avg.
1983-84	30-0	59-114	.518	---	.000	19-32	.594	22-0.7	137-4.6
1984-85	30-30	118-210	.562	---	.000	48-58	.828	58-1.9	284-9.5
1985-86	30-30	139-293	.464	---	.000	79-93	.849	51-1.7	357-11.9
1986-87	33-33	131-325	.403	58-157	.369	84-104	.808	47-1.4	404-12.2
Totals	123-93	447-942	.475	58-157	.369	230-287	.801	178-1.4	1,182-9.6




**17. Brian Banks, 1976-79, 1,150 Points
Guard, Hammond, Ind.**

The other half of the "Hammond Hustlers," Brian Banks was a three-year starter at guard for the Huskers from 1976-77 through 1978-79. His best season was as a junior in 1977-78, when he averaged 14 points and helped NU to a 22-8 record and an NIT bid. For his efforts, Banks earned first-team All-Big Eight honors. He was inducted into the Nebraska basketball Hall of Fame in 1999.

Banks' Career Statistics

Season	G-GS	FG-FGA	Pct.	FT-FTA	Pct.	Reb.-Avg.	TP-Avg.
1975-76	27-1	42-93	.452	38-49	.776	33-1.2	122-4.5
1976-77	29-29	160-330	.485	66-100	.660	73-2.5	386-13.3
1977-78	30-30	173-351	.493	73-103	.709	84-2.8	419-14.0
1978-79	24-23	96-212	.453	31-46	.674	66-2.8	223-9.3
Totals	110-83	471-986	.478	208-298	.698	256-2.3	1,150-10.5




18. Marvin Stewart, 1969-71, 1,138 Points Guard, Chicago, Ill. (Dunbar)

Marvin Stewart finished his three-year career with 1,138 points, and is remembered by Husker fans as one of the finest fast-breaking guards in school history. In his senior season, Stewart averaged 21.4 points, the third-best season average in school history, and earned first-team All-Big Eight honors.

Stewart owns the distinction of being the only 1,000-point club member to top the mark in fewer than 70 games, as he appeared in 66. Stewart was a second-round draft selection of the NBA's Chicago Bulls in 1971. He was inducted into the Nebraska Basketball Hall of Fame in 1994.

Stewart's Career Statistics

Season	G	FG-FGA	Pct.	FT-FTA	Pct.	Reb.-Avg.	TP-Avg.
1968-69	26	137-321	.426	107-150	.713	66-2.5	381-14.6
1969-70	14	83-174	.477	35-56	.625	28-2.0	201-14.4
1970-71	26	215-426	.505	126-153	.824	54-2.1	556-21.4
Totals	66	435-921	.472	268-359	.747	148-2.2	1,138-17.2




T19. Clifford Scales, 1988-91, 1,136 Points Guard, Maywood, Ill. (Westchester St. Joseph)

A steady player throughout his four-year Nebraska career, Clifford Scales tallied 1,136 points from 1988 through 1991. An honorable-mention All-Big Eight pick as a senior and a member of UPI's All-Big Eight Defensive team, Scales' 177 career steals ranked as the most ever by a Cornhusker cager when he completed his career.

One of five double-figure scorers on the 1990-91 NU team at 10.2 points per game, Scales hit a school-record 45.6 percent from three-point range as a senior. He co-captained the Huskers' record-setting 26-8, 1990-91 squad.

Scales' Career Statistics

Season	G-GS	FG-FGA	Pct.	3FG-Att.	Pct.	FT-FTA	Pct.	Reb.-Avg.	TP-Avg.
1987-88	31-5	71-139	.511	3-10	.300	25-35	.714	41-1.3	170-5.5
1988-89	32-27	122-253	.482	6-19	.316	52-77	.675	91-2.8	302-9.4
1989-90	26-26	112-219	.511	10-24	.417	84-100	.840	93-3.6	318-12.2
1990-91	34-34	136-291	.467	26-57	.456	48-60	.800	110-3.2	346-10.2
Totals	123-96	441-901	.489	45-110	.409	209-272	.768	335-2.7	1,136-9.2




T19. Carl Hayes, 1990-92, 1,136 Points Forward, Chicago, Ill. (Westchester St. Joseph)

An exciting player in the open court, Carl Hayes finished his three-year Nebraska career with 1,136 points, which ranks tied for 19th on NU's all-time chart along with former high school and college teammate Clifford Scales. A two-time honorable-mention All-Big Eight performer, Hayes was a starter on

NU teams that earned back-to-back NCAA Tournament bids in 1991 and 1992, including the Huskers' school-record 26 victories in 1991.

Hayes' Career Statistics

Season	G-GS	FG-FGA	Pct.	3FG-Att.	Pct.	FT-FTA	Pct.	Reb.-Avg.	TP-Avg.
1989-90	28-19	121-261	.464	5-16	.313	92-132	.697	138-4.9	339-12.1
1990-91	34-28	192-390	.492	1-12	.083	75-125	.600	179-5.3	460-13.5
1991-92	28-16	126-294	.429	31-84	.369	54-103	.524	155-5.5	337-12.0
Totals	90-63	439-945	.465	37-112	.330	221-360	.614	472-5.2	1,136-12.6



21. Cookie Belcher, 1997-present, 1,060 Points Guard, Mexico, Mo.

Cookie Belcher became the 21st member of the Huskers' 1,000-point club in the 1999 season. He played in four games last season, but was granted a medical redshirt and returns for a fifth season in 2000-2001. Belcher enters his senior season with 1,060 career points to rank 21st in school history. He is just the eighth player in Nebraska history to reach 1,000 points before

the start of his senior season. Belcher has also made a strong mark on the Husker record books in other areas. He owns Nebraska game, season and career steals records and also ranks in the top 10 on NU's three-point and assists lists and is on track to break the school record for most career starts and games played.

Belcher's Career Statistics

Season	G-GS	FG-FGA	Pct.	3FG-Att.	Pct.	FT-FTA	Pct.	Reb.-Avg.	TP-Avg.
1996-97	33-33	117-256	.457	30-76	.395	41-83	.494	126-3.8	305-9.2
1997-98	32-32	135-305	.443	29-102	.284	55-87	.632	126-3.9	354-11.1
1998-99	32-32	137-320	.428	39-128	.305	64-102	.627	107-3.3	377-11.8
1999-00	4-2	10-16	.625	0-1	.000	4-7	.571	15-3.8	24-6.0
Totals	101-99	399-897	.445	98-307	.319	164-279	.588	374-3.7	1,060-10.5




22. Herschell Turner, 1958-60, 1,056 Points Guard, Indianapolis, Ind. (Shortbridge)

The first Husker cager to top the 1,000-point mark, Herschell Turner finished his career with 1,056 points. Turner teamed with Al Maxey to provide a strong offensive punch for Coach Jerry Bush's teams in the late 1950s. A first-team All-Big Eight selection as a senior, Turner was a strong rebounder and held

NU's single-season rebounding record for 10 seasons (244), until Leroy Chalk grabbed 257 rebounds in 1969. Turner finished his career with 626 rebounds, which ranks 13th on NU's all-time chart, and was a sixth-round draft choice of the NBA's Syracuse Nationals. He was inducted into the Nebraska Basketball Hall of Fame in 1990.

Turner's Career Statistics

Season	G	FG-FGA	Pct.	FT-FTA	Pct.	Reb.-Avg.	TP-Avg.
1957-58	23	82-211	.389	82-136	.603	189-8.2	246-10.7
1958-59	25	146-361	.404	136-183	.743	244-9.8	428-17.1
1959-60	24	143-326	.439	96-155	.619	193-8.0	382-15.9
Totals	72	371-898	.413	314-474	.662	626-8.7	1,056-14.7



Carl Hays scored 1,136 points during his career, ranking him 19th on the school's career scoring list.

Nebraska 30-Point Club

Points	Player	Opponent	NU Result
42	Eric Piatkowski	***Oklahoma, March 11, 1994	W, 105-88
40	Jerry Fort	Missouri, Feb. 22, 1975	W, 80-77
	Rich King	Northern Illinois, Feb. 18, 1991	W, 82-73
38	Tom Russell	Kansas, Feb. 21, 1962	L, 73-70
36	W. W. Walsh	Crete, 1906-07	W, 82-8
	Tyronn Lue	Virginia, Dec. 27, 1997	W, 80-65
35	Herschell Turner	*Missouri, Dec. 30, 1959	W, 78-67
	Dave Hoppen	Southern Colorado, Nov. 29, 1984	W, 89-67
	Eric Piatkowski	Texas, Nov. 28, 1993	L, 78-75
34	W.E. Anderson	Kansas, March 2, 1900	W, 48-8
	Bill Johnson	Missouri, Jan. 18, 1954	W, 80-72
	Chuck Jura	at Oklahoma State, Jan. 26, 1972	W, 64-63
	Jerry Fort	at Kansas State, Jan. 17, 1976	W, 65-59
	Andre Smith	Eastern Washington, Dec. 3, 1979	W, 82-68
	Tyronn Lue	Western Illinois, Nov. 19, 1997	W, 86-57
33	Fred Hare	at Texas, Dec. 18, 1964	L, 77-73
	Tom Baack	*Marshall, March 13, 1967	L, 119-88
	Marvin Stewart	Nevada-Reno, Dec. 14, 1970	W, 116-71
	Chuck Jura	Kansas, Feb. 19, 1972	W, 99-78
	Jerry Fort	Missouri, Feb. 16, 1974	W, 88-87 (OT)
	Andre Smith	Alabama-Birmingham, Dec. 22, 1979	W, 92-84 (4OT)
	Andre Smith	Wisconsin-Oshkosh, Jan. 4, 1980	W, 96-72
	Dave Hoppen	***California-Irvine, Dec. 28, 1984	W, 73-67
	Dave Hoppen	at Oklahoma State, Jan. 19, 1985	L, 68-66
	Eric Piatkowski	Kansas, Feb. 23, 1994	W, 96-87
32	Marvin Stewart	Iowa State, Feb. 15, 1969	L, 75-74 (OT)
	Marvin Stewart	Iowa State, Jan. 16, 1971	W, 84-62
	Jerry Fort	Oklahoma, Feb. 12, 1975	L, 65-57 (OT)
	Dave Hoppen	at Colorado State, Jan. 12, 1985	W, 88-78 (2OT)
	Dave Hoppen	at Oklahoma, Feb. 6, 1985	L, 83-74
	Dave Hoppen	at Montana State, Dec. 14, 1985	W, 76-59
	Eric Piatkowski	Oklahoma State, March 2, 1994	W, 89-81
31	Herschell Turner	at Missouri, March 2, 1959	W, 81-79
	Harold Cebrun	Wyoming, Dec. 2, 1963	W, 79-72
	Jerry Fort	*Oklahoma State, Dec. 28, 1973	W, 69-62
	Eric Johnson	Creighton, Nov. 26, 1988	W, 86-77
	Rich King	Harvard, Dec. 1, 1989	W, 117-79
	Jaron Boone	at Colorado, Feb. 8, 1995	W, 100-86
	Tyronn Lue	at Colorado, Feb. 21, 1998	W, 79-71
30	Don Weber	*Kansas State, Dec. 28, 1953	W, 78-74
	Herschell Turner	*Oklahoma State, Dec. 27, 1958	W, 55-48
	Herschell Turner	Detroit, Jan. 31, 1959	W, 91-77
	Charlie Jones	at Texas Tech, Dec. 1, 1962	W, 68-66
	Marvin Stewart	at Missouri, Feb. 27, 1971	L, 77-65
	Lee Harris	Texas Christian, Dec. 11, 1972	W, 72-58
	Andre Smith	*Michigan, March 6, 1980	L, 76-69
	Dave Hoppen	South Dakota, Dec. 1, 1984	W, 101-69
	Eric Johnson	Michigan State, Nov. 30, 1989	L, 77-75
	Dapreis Owens	Eastern Washington, Dec. 21, 1991	W, 102-67
	Jaron Boone	!Oregon, Nov. 25, 1995	W, 114-106 (OT)
	Tyronn Lue	! Oregon, Nov. 25, 1995	W, 114-106 (OT)
	Tyronn Lue	at Oklahoma, Jan. 25, 1997	L, 84-77
	Tyronn Lue	at Iowa State, Feb. 22, 1997	W, 74-69 (OT)
	Tyronn Lue	Colorado, Jan. 11, 1998	W, 87-72

*Big Eight Holiday Tournament; **NIT; ***Cable Car Classic; ****Phillips 66 Big Eight Tournament ! Big Island Invitational

Nebraska's 30-Point Performances By Player

1. Dave Hoppen (1992-86)	7	Chuck Jura (1970-72)	2	Dapreis Owens (1989-91)	1
Tyronn Lue (1996-98)	7	Rich King (1988-91)	2	Tom Russell (1961-62)	1
2. Jerry Fort (1973-76)	5	11. W.E. Anderson (1899-1900)	1	W.W. Walsh (1907-09)	1
3. Andre Smith (1978-81)	4	Tom Baack (1966-68)	1	Don Weber (1952-54)	1
Marvin Stewart (1969-71)	4	Harold Cebrun (1964)	1		
Herschell Turner (1958-60)	4	Fred Hare (1965-66)	1	Total 30-Point Scoring Games: 54	
Eric Piatkowski (1991-94)	4	Lee Harris (1972)	1	Total 30-Point Scorers: 22	
8. Jaron Boone (1993-96)	2	Bill Johnson (1952-54)	1	NU is 42-12 in games when it has had a	
Eric Johnson (1988-89)	2	Charlie Jones (1962-64)	1	player score 30 or more points.	

Nebraska Career Coaching Records

Coach	Season(s)	Years	Games	Won	Lost	Pct.	Conf. Titles
T.P. Hewitt	1900	1	5	5	0	1.000	0
Sam Waugh	1916	1	14	13	1	.929	1
Paul Schlisser	1920-21	2	42	37	5	.881	0
E.O. Stiehm	1912-15	4	70	56	14	.800	3
Frank Lehmer	1897-99	3	10	7	3	.700	0
W.E. Kline	1924-25	2	35	23	12	.657	0
Fred Morrell	1902	1	8	5	3	.625	0
Moe Iba	1981-86	6	177	106	71	.599	0
Danny Nee	1987-2000	14	444	254	190	.572	0 (1 B8T)
Walter Hiltner	1903	1	12	7	5	.583	0
R.G. Clapp	1904-09	6	102	59	43	.578	0
Joe Cipriano	1964-80	17	450	253	197	.562	0 (1 B8HT)
Dr. E.J. Stewart	1917-19	3	52	29	23	.558	0
O.F. Field	1911	1	18	9	9	.500	0
E. Berry	1901	1	6	3	3	.500	0
Charles T. Black	1927-32	6	108	51	57	.472	0
Harry C. Good	1947-54	8	185	86	99	.465	2
Ernest Bearg	1926	1	18	8	10	.444	0
William Browne	1933-40	8	151	64	87	.424	1
Owen A. Frank	1922-23	2	35	14	21	.400	0
Jerry Bush	1955-63	9	213	81	132	.380	0
T.J. Hewiat	1910	1	16	6	10	.375	0
L.F. Klein	1946	1	20	7	13	.350	0
A.J. Lewandowski	1941-45	5	87	24	63	.276	0
Totals	1897-2000	104	2,280	1,209	1,071	.530	7 (1B8T)



Barry Collier



Danny Nee



Moe Iba



Joe Cipriano



Jerry Bush



Harry Good



L.F. Klein



A.J. Lewandowski



William Browne



Charles T. Black



Ernest Bearg



W.E. Kline



Owen A. Frank



Paul Schlisser



Dr. E.J. Stewart



Sam Waugh



E.O. Stiehm



O.F. Field



T.J. Hewiat



R.G. Clapp



Fred Morrell



E. Berry



T.P. Hewitt



Frank Lehmer

Nebraska Basketball Hall of Fame

The 13th class of the Nebraska Basketball Hall of Fame will be installed during the 2000-2001 season at halftime of a select Husker basketball game.

Last year's class marked the addition of three new members of the Hall of Fame: **Stan Cloudy**, **Daryl Petsch** and **Larry Cox**.

Petsch lettered for the Huskers in 1962, 1963 and 1964. He played his first two seasons for Coach Jerry Bush, then played for Joe Cipriano's first Husker team in 1964.

Petsch ranks 43rd on Nebraska's all-time scoring list, pouring in 754 points in just 69 career games. Petsch's best season was his junior campaign when he averaged a team-leading 14.8 points and 5.0 rebounds per game.

Last year's second inductee, Larry Cox, sits just ahead of Petsch on Nebraska's all-time scoring list. Cox scored 757 points in four seasons from 1973 to 1976.

The forward still ranks as Nebraska's career leader in field goal percentage, hitting 62.5 percent of his career attempts. He also holds the single-season mark connecting on 67 percent in 1976, his senior season. That year was Cox's best statistically, as he averaged 13.3 points and 6.1 rebounds for Cipriano's club. Cox was also a standout in the classroom, earning academic all-conference honors in 1975 and 1976.

The final player to be inducted in the 2000 Hall of Fame Class is Stan Cloudy, who starred for Coach Moe Iba in 1983 and 1984. Cloudy ranks 39th on the NU career scoring list with 775 career points, the second-most in school history by a two-year player.

Cloudy averaged 11.7 points and 4.9 rebounds as a junior in 1982-83 and helped lead Nebraska to the semifinals of the NIT Tournament that season. Cloudy was even better statistically his senior season, averaging 13.4 points and 6.5 rebounds per contest. He was also an ironman in Iba's lineup playing in all 62 games in his two seasons, while starting 59, and logging more than 1,000 minutes in each of those campaigns. With Cloudy playing a crucial role, the Huskers won a combined 38 games in 1983 and 1984.

Petsch, Cox and Cloudy bring the total number of Hall members to 51.

In addition to inducting three new members to the Nebraska Basketball Hall of Fame, the chapter's Special Merit Award was also presented. Last year's recipient is Larry Frederick of Lincoln.

Frederick is an active supporter of Husker sports and is a past-president of the Rebounders Club, the basketball booster organization. He remains a Rebounder Club board member. Frederick is employed at Smith Barney in Lincoln.

The Nebraska Basketball Hall of Fame was the brainchild of longtime Husker athletic supporter Jerry Solomon, who first approached the

University about the project in the fall of 1988. Financial support for the Hall of Fame was also provided by Jack Bock, Dale Herman and Dale Jensen. The Hall is co-sponsored by the NU Athletic Department and the Rebounders Club.

Hall of Fame Members

1989 (11)--James Buchanan, 1950-51-52; Sam Carrier, 1911-12-13; Steve Hokuf, 1930-31-33; Chuck Jura, 1970-71-72; Stuart Lantz, 1966-67-68; Don Maclay, 1929-30-31; Robert Parsons, 1936-37-38; Claude Retherford, 1947-48-49; Mathias "Mutt" Volz, 1923-24-25; George Wahlquist, 1933-35-36; Coach Harry Good, 1947-54.

1990 (3)---Herschell Turner, 1958-59-60; Milton "Bus" Whitehead, 1948-49-50; Coach Joe Cipriano, 1964-80.

1991 (3)---Leroy Chalk, 1969-70-71; Jerry Fort, 1973-74-75-76; Coach Jerry Bush, 1955-63.

1992 (4)---Sid Held, 1940-41-42; Rex Ekwall, 1955-56-57; Marvin Stewart, 1969-70-71; Coach W.H. Browne, 1933-40.

1993 (4)---Bob Pierce, 1949-50-51; Bill Johnson, 1952-53-54-55; Grant Simmons, 1964-65-66; Jack Moore, 1979-80-81-82.

1994 (4)---Bob Cerv, 1947-48-49-50; Tom Russell, 1961-62; Nate Branch, 1965-66-67; Andre Smith, 1978-79-80-81.

1995 (4)---Carl Olson, 1928-29; Don Fitz, 1939-40-41; Al Maxey, 1959-60; Tom Baack, 1966-67-68.

1996 (7)---Walter Henrion, 1932-33; Gary Reimers 1956-58; Wilson Fitzpatrick, 1958; Bob Grattop, 1968-70; Bob Siegel, 1975-78; Dave Hoppen, 1983-86; Coach Moe Iba, 1981-86.



Stan Cloudy averaged a team-high 16.5 points per outing in NU's run to the 1983 NIT semifinals. Cloudy is one of three 2000 inductees into the Nebraska Basketball Hall of Fame.

1997 (3)---Elmer Dohrmann, 1936-38; Fred Seger, 1952-54; Tom Scantlebury, 1968-70.

1998 (3)---Paul Amen, 1936-38; Willard Fagler, 1952-55; Willie Campbell, 1965-67.

1999 (3)---Don Smidt, 1956-68; Jim Kubacki, 1956-58; Brian Banks, 1976-79.

2000 (3)---Daryl Petsch, 1962-64; Larry Cox, 1973-76; Stan Cloudy, 1983-84.

Special Merit Award

1989—Ed Childress and Bud Cuca, Lincoln; **1990**—Paul Schneider, Lincoln; **1991**—Bob Devaney, Lincoln; **1992**—Don Bryant, Lincoln; **1993**—Tony Sharpe, Lincoln; **1994**---George Sullivan, Lincoln; **1995**---Jerry Lott, Lincoln; **1996**---Al Papik, Lincoln; **1997**---Mel Worster and Woody Varner, Lincoln; **1998**---Ed Kaplan, Houston, Texas and Jerry Solomon, Lincoln; **1999**---Lloyd Castner, Columbus and Dick Perry, Lincoln; **2000**---Larry Frederick, Lincoln.

Husker Basketball Honor Roll

All-Americans (8)

1913---Sam Carrier, Guard
 1931---Don Maclay, Center
 1933---Steve Hokuf, Guard
 1936---George Wahlquist, Guard
 1937---Robert Parsons, Guard
 1952---James Buchanan, Guard
 1978---Carl McPipe, Center
 1986---Dave Hoppen, Center

Academic All-Americans (4)

1981---Jack Moore, second-team, Guard
 1984---John Matzke, second-team, Forward
 1989---Beau Reid, third-team, Forward
 1991---Beau Reid, third-team, Forward

Academic All-Conference (29)

1966---Grant Simmons, Guard
 1972---Chuck Jura, Center
 1974---Tom Novak, Guard
 1975---Larry Cox, Forward/Center
 1976---Larry Cox, Forward/Center
 1978---Curt Hedberg, Forward
 1979---Curt Hedberg, Forward
 1980---Jack Moore, Guard
 1981---Jack Moore, Guard
 1982---Jack Moore, Guard
 1984---John Matzke, Forward
 1985---John Matzke, Forward
 Dave Hoppen, Center
 1986---John Matzke, Forward
 Brian Carr, Guard
 1987---Brian Carr, Guard
 Bill Jackman, Forward
 1988---Henry T. Buchanan, Guard
 1989---Beau Reid, Forward
 1990---Rich King, Center
 1991---Beau Reid, Forward
 1992---Bruce Chubick, Forward
 1993---Bruce Chubick, Forward
 1994---Bruce Chubick, Forward
 1995---Jason Glock, Guard
 1996---Leif Nelson, Center
 Erick Strickland, Guard
 1997---Andy Markowski, Forward
 1998---Andy Markowski, Forward
 1999---Andy Markowski, Forward
No team selected from 1967 through 1971.

All-Conference Huskers (41)

(First-Team Only)

Missouri Valley (10)
 1909---W.W. Walsh, Forward
 1910---H.O. Perry, Forward
 1911---J.P. Gibson, Forward
 O.A. Frank, Guard
 1913---Ross Haskell, Forward
 Sam Carrier, Guard
 1919---Carl Jackson, Forward
 1925---Orr Goodson, Center
 Mathias "Mutt" Volz, Guard
 1927---Clark Smaha, Forward
 Big Six (8)
 1930---Don Maclay, Center
 1931---Steve Hokuf, Guard

1933---Steve Hokuf, Guard
 1936---George Wahlquist, Forward
 1937---Robert Parsons, Guard
 1938---Robert Parsons, Guard
 1941---Sid Held, Guard
 Don Fitz, Guard

Big Seven (4)

1949---Claude Retherford, Guard
 Milton "Bus" Whitehead, Forward
 1950---Milton "Bus" Whitehead, Forward
 1952---James Buchanan, Guard

Big Eight (18)

1960---Herschell Turner, Guard
 1966---Grant Simmons, Guard
 1967---Stuart Lantz, Guard
 1968---Stuart Lantz, Guard
 1971---Marvin Stewart, Guard
 1972---Chuck Jura, Center
 1974---Jerry Fort, Guard
 1975---Jerry Fort, Guard
 1976---Jerry Fort, Guard
 1978---Brian Banks, Guard
 1980---Andre Smith, Center
 1981---Andre Smith, Center
 1982---Jack Moore, Guard
 1984---Dave Hoppen, Center
 1985---Dave Hoppen, Center
 1986---Dave Hoppen, Center
 1993---Eric Piatkowski, Guard
 1994---Eric Piatkowski, Guard

Big 12 (2)

1998---Tyronn Lue, Guard
 1999---Venson Hamilton, Center

Big Eight Coach-of-the-Year (6)

1966---Joe Cipriano (AP)
 1978---Joe Cipriano (UPI)
 1980---Moe Iba (AP/UPI)
 Joe Cipriano (UPI)
 1981---Moe Iba (UPI)
 1991---Danny Nee (AP/UPI)

Big Eight/Big 12 Player-of-the-Year

1981---Andre Smith (AP/UPI)
 1999---Venson Hamilton (AP/Coaches)

Big Eight Freshman-of-the-Year

1993---Erick Strickland (AP/Big 8 Coaches)

World University Games (2)

1985---Dave Hoppen, Center (Silver)
 1993---Eric Piatkowski, Guard (Gold)

World Championship (1)

1954---Bill Johnson, Forward (Gold)

USA 22 & Under World Championship Team (1)

1997---Tyronn Lue, Guard (Fifth)

U.S. Olympic Festival (3)

1983---Dave Hoppen, Center (Bronze)
 Moe Iba, Coach, North (Bronze)
 1991---Eric Piatkowski, Guard (Gold)
 Note: Piatkowski was named to 1991 U.S. Olympic Festival All-Tournament Team.

NABC All-Star Game (3)

1972---Chuck Jura, Center
 1991---Rich King, Center
 1994---Eric Piatkowski, Guard

Postgraduate Scholars (4)

NCAA (4)
 1972---Al Nissen
 1986---John Matzke
 1987---Bill Jackman
 1991---Beau Reid

Big Eight (1)

1976---Kent Reckaway

Huskies in The NBA Draft

The first NBA draft of collegiate players was held following the 1947-48 season, however, the league did not begin to keep records of team-by-team draft lists until 1952. Here is a list of Cornhusker players drafted by the NBA since 1949, with the round, if known, in ().

1949--Claude Retherford, St. Louis Bombers
 1950--Bus Whitehead, Chicago Stag
 1951--Bob Pierce, Indianapolis Olympians
 1952--Jim Buchanan, Celtics
 1954--Bill Johnson, Celtics
 1960--Herschell Turner, Nationals (6th)
 1966--Grant Simmons, Bullets
 1967--Willie Campbell, SuperSonics (15th)
 1968--Stuart Lantz, Rockets (3rd)
 Tom Baack, Detroit Pistons (10th)
 1970--Jim Brooks, Rockets (12th)
 1971--Marvin Stewart, 76ers (2nd)
 Leroy Chalk, Celtics (13th)
 1972--Chuck Jura, Bulls (3rd)
 1974--Brendy Lee, Hawks (10th)
 1976--Jerry Fort, Celtics (3rd)
 1979--Carl McPipe, 76ers (5th)
 1981--Andre Smith, Cavaliers (7th)
 1982--Jack Moore, K.C. Kings (9th)
 1986--Dave Hoppen, Hawks (3rd)
 1991--Rich King, SuperSonics (1st/14th pick)
 1994--Eric Piatkowski, Pacers (1st/15th pick)
 1998--Tyronn Lue, Nuggets (1st/23rd pick)
 1999--Venson Hamilton, Rockets (2nd/50th pick)

Note: Nate Branch was drafted by the American Basketball Association's Oakland franchise in 1967; Stuart Lantz was drafted by Oakland in 1968; Marvin Stewart was drafted by the New York Nets in 1971; and Chuck Jura was selected by the Utah Stars in 1972.

Nebraska Basketball From A to Z

A

Academic All-Conference-NU has had 30 first-team picks. The Huskers trailed only Kansas in all-time first-team Academic All-Big Eight selections.

Academic All-Americans-The Huskers have produced four.

All-Americans-Nebraska has had eight.

Armory-Home of Husker basketball until the NU Coliseum opened its doors in the mid-1920s.

Attendance-Nebraska has averaged more than 10,000 fans in 17 of its 24 seasons in the Devaney Sports Center.

B

Baack, Tom-Ranks 11th on school's all-time scoring list with 1,299 points and later served as an assistant coach under Moe Iba.

Belcher, Cookie-Entering his senior season, Belcher holds Nebraska single game, season and career steals records. He is also in line to break NU's career record for games played and started.

Big 12-One of the nation's toughest basketball conferences comprised of Nebraska, Kansas, Kansas State, Iowa State, Oklahoma, Oklahoma State, Missouri, Colorado, Baylor, Texas, Texas A&M and Texas Tech. Formed in 1994, Nebraska is in its fifth season of Big 12 play.

Big Eight--Nebraska's conference from 1960 until 1996.

Boone, Jaron-Husker swingman from 1993-96 who ranks in the top five in nine career stat categories. Boone is sixth in scoring (1,609), second in assists (446), tied for second in games played (127) and third in career starts (102).

Branch, Nate-Went on to fame with the Harlem Globetrotters.

Browne, William-Guided Huskers to 1937 Big Six title.

Bush, Jerry-Known as the "Big Bear of the Coliseum," this popular Husker coach guided NU from

1955-63, and directed two of the greatest upsets ever--a 43-41 victory over top-ranked Kansas and Wilt Chamberlain and a 55-48 victory over No. 4 Kansas State and Olympian Bob Boozer during the 1957-58 campaign.

C

Carr, Brian-Nebraska's all-time assist leader, with 682 from 1984-87.

Carrier, Sam-First Husker cager to earn All-America honors (1913).

Chalk, Leroy-Second on Nebraska's all-time rebounding list with 782 boards.

Cipriano, Joe-Second-winningest coach in school history with all-time mark of 253-197 from 1964 through 1980.

Coliseum-Home of Nebraska basketball from 1926-27 season through 1975-76 campaign.

D

Day, Bernard-Ranks as highest scoring junior college transfer in school history with 802 points from 1985-87.

Devaney, Bob--Longtime Nebraska football coach and athletic director who passed away in May of 1997. Nebraska's homecourt, the Bob Devaney Sports Center, which opened its doors for the 1976-77 season, bears his name. The Devaney Center underwent a major facelift for the

1999-2000 season with new instant replay screens, a new sound system, new lighting system and a revamped concourse.

Doane-Nebraska's first intercollegiate opponent in 1898-99 season.

E

Ekwall, Rex-Standout for NU in mid-1950s whose 10.4 career rebound average still ranks as school record.

ESPN-The national cable network which features a Big 12 game on its weekly "Big Monday" package.

F

First Round Draft Choices-Nebraska has had three in the 1990s, Rich King (1991), Eric Piatkowski (1994) and Tyronn Lue (1998).

Fort, Jerry-First three-time first-team All-Big Eight selection in school history who finished his career with 1,882 points.

G

Good, Harry-Served as NU head coach from 1947 through 1954 and guided Huskers to shares of 1949 and 1950 Big Seven titles. He was enshrined into the Citizens Savings College Basketball Hall of Fame in 1975.

H

Hamilton, Venson-1999 Big 12 Player of the Year and Nebraska's all-time leader in rebounds, blocked shots and games played.

Hammond Hustlers-Nickname given to Hammond, Ind., natives Brian Banks and Carl McPipe, who finished their careers with 1,150 and 1,300 points, respectively.

Hare, Fred-His follow-up basket at the buzzer with no time left gave Nebraska a 74-73 upset of No. 1 Michigan and Cazzie Russell in Lincoln during the 1964-65 season.

Hokuf, Steve-Standout all-around athlete who earned first-team all-conference honors in football, won the Big Six javelin title and earned All-America and all-conference honors in basketball.

Hoppen, Dave-NU's all-time leading scorer with 2,167 points who was the second three-time first-team All-Big Eight pick in school history and the first player in school history to have his jersey number (42) retired.

I

Iba, Moe-The son of the late legendary coach Henry P. Iba, Moe posted 106 wins on Husker bench from 1981-86 and guided the school to its first "official" NCAA Tournament berth in 1986.

International-The NCAA allows schools to take a foreign trip once every four years, allowing the Huskers to visit Australia (1988) and Europe (1992).

J

Johnson, Bill-Grabbed school single-game record 26 rebounds against Iowa State, Jan. 4, 1954.


Jura, Chuck-Earned first-team All-Big Eight honors on the court and in the classroom as a senior in 1972.

K

Kansas-The Jayhawks and Huskers first met on March 2, 1900, a game that was the first matching present-day Big 12 opponents.

King, Rich-Became first first-round NBA draft pick in school history when the Seattle SuperSonics selected him with the 14th selection of the 1991 draft.

Kubacki, Jim-Hit game-winning jumper to beat No. 1 Kansas and Wilt Chamberlain, 43-41, during 1957-58 season.



Jaron Boone played on four postseason tournament teams at Nebraska, including NCAA teams in 1993 and 1994.

L

Lantz, Stuart-Two-time first-team All-Big Eight pick (1967-68) who went on to eight-year NBA career and had his jersey number (24) retired in 1989.

Lehmer, Frank-First basketball coach in school history (1897-99), finished career with 7-3 record.

Lue, Tyronn-1998 All-Big 12 pick who ranks seventh in career scoring at Nebraska and is tied for the school record with seven 30-point games. A first-round NBA draft pick in 1998.

M

Maclay, Don-Earned All-America honors in 1931.

Moore, Jack-One of the most popular Cornhuskers ever, he earned the 1982 Naismith Award as the nation's top player under 6-feet. Nebraska's most valuable player award is named in honor of Moore, who was killed in a 1984 plane crash.

Matzke, John and Stan-Stan lettered from 1952 through 1955, while his son John was a second-team Academic All-America pick in 1984.

N

National Basketball Association-Twenty-four Huskers have been drafted by NBA teams over the years. Three Huskers, Eric Piatkowski, Erick Strickland and Tyronn Lue are active in the league.

National Invitation Tournament-NU has made a Big 12-leading 12 appearances in the nation's oldest postseason tournament. NU captured the 1996 tournament title, defeating St. Joseph's in Madison Square Garden.



Leroy Chalk held the Nebraska career rebounding record for 28 years before Venson Hamilton surpassed his mark during the 1999 season.

Q

Quadruple-Nebraska and UAB played four overtimes on Dec. 22, 1979, (NU 92-84), in the school's longest game ever.

NCAA Tournament-The Huskers have earned six bids to the "Big Dance," including five bids in the 1990s.

Nee, Danny-Winningest coach in Nebraska history, who posted a 254-190 record in 14 seasons from 1986-2000 and led NU to 11 postseason appearances.

O

Overtime-The Huskers are 48-33 all-time in OT games.

P

Parsons, Robert-Two-time first-team All-Big Six performer who earned All-America honors in 1937.

Phillips 66-Title sponsor for Big 12 Tournament at Kansas City.

Polish Rifle--Nickname of two-time All-Big Eight pick and 1994 Big Eight Tournament MVP Eric Piatkowski, Nebraska's second all-time leading scorer. He is a member of the NBA's Los Angeles Clippers.

Postseason-Nebraska has made 18 postseason appearances.

R

Rankings-Nebraska posted its highest year-end national rankings ever in 1990-91, No. 9 in UPI and No. 11 in AP.

Rebounder's Club-Booster organization for NU basketball.

Retherford, Claude-Leading scorer on NU's 1949 Big Seven championship team and a two-time first-team all-conference selection.

S

Sauer, George—The only Husker football All-American to earn a basketball letter, he was an All-America fullback in 1933 and lettered on the hardwood in 1932 and 1933.

Simmons, Grant-First-team All-Big Eight pick in 1966 and school's first first-team academic All-Big Eight selection.

Smith, Andre-1981 Big Eight Player of the Year, the last conference player of the year before Venson Hamilton in 1999.

Stewart, Marvin-The only player in school history to reach the 1,000-point plateau in fewer than 70 career games.

Stiehm, E.O.-NU's First full-time basketball coach (1912-15) and the only man in conference history to win league titles in football (1912, 1913, 1914) and basketball (1912, 1913, 1914) in the same year.

Strickland, Erick--A three-year starter for Nebraska who is second on the Huskers' steals list and is sixth in scoring. Strickland is a member of the NBA's New York Knicks.

T

Three-Pointers-Nebraska hit a school-record 194 3-pointers during the 1993-94 campaign. Brian Carr hit the first three in school history in a game at Cal-Irvine during the 1986-87 season.

Titles-Nebraska has won or shared seven league titles, none though since the 1949-50 campaign, although NU did capture the 1994 Phillips 66 Big Eight Tournament title.

Turner, Herschell-First NU player to score 1,000 career points.

U

Upset-NU has knocked off three No. 1 teams, handing Kansas a 43-41 loss in 1958, Michigan a 74-73 loss in 1964-65 and Missouri a 67-51 loss at Columbia during the 1981-82 campaign. Nebraska nearly added a fourth top-ranked victim in 1996-97, taking Kansas to overtime in Lawrence, before losing 82-77.

V

van Poelgeest, Richard-Born in The Netherlands, van Poelgeest was a four-year letterwinner for Coach Danny Nee's team from 1987 through 1990.

Volz, "Mutt"-First-team All-Missouri Valley Conference guard in 1925.

W

Wahlquist, George-All-America guard on NU's 1936 Big Six championship team.

Walsh, W.W.-Was first first-team all-conference performer in school history (1909).

Whitehead, Bus-Two-time first-team All-Big Seven pick and the catalyst of the Huskers' 1949 and 1950 league title teams. Recently named as the captain of NU's all-time basketball team.

X

Xavier-Ended Nebraska's most-successful basketball season ever by handing the No. 3 seed Huskers an 89-84 loss in the first round of the 1991 NCAA Tournament at Minneapolis, Minn.

Y

YMCA-Nebraska's first basketball game was played against a team from the Lincoln YMCA, Feb. 1, 1897.

Z

Zero-Number of losing seasons in the Devaney Center.

Nebraska Basketball Lettermen, 1897-2000

Note: Lettermen lists are not available for 1894, 1895, 1897, 1904 and 1906. The year listed is for the year in which the season ended. For example 1918 represents the 1917-18 season.

A

Adkins, R.F., 1918
Akromis, Bernard, 1951
Amberson, A.B., 1910
Amen, Paul, 1936-37-38
Anderson, Chuck, 1980
Anderson, Kenneth, 1947-49
Anderson, R.D., 1899
Anderson, R.R., 1900
Anderson, W.E., 1899-1900
Andresen, Roy H., 1925-26-27
Antulov, Bob, 1964
Artman, Allan, 1942-43-44
Arwood, Jim, 1956-57-58

B

Baack, Tom, 1966-67-68
Babson, (no first name) 1901
Badgett, Terrance, 1993-94-95-96
Bailey, Russell, 1919-20-21
Bailous, Anthony, 1986-87
Baker, Howard, 1935-36-37
Banks, Brian, 1976-77-78-79
Bargen, Jed, 1988-89
Barger, Gerald, 1932
Barry, Donald, 1946
Barth, Phil, 1960
Beerle, Wilmer J., 1924-25-26
Beers, F.R., 1905
Bekins, Melvin, 1920-21
Belcher, Cookie, 1997-98-99
Belka, Robert, 1933
Bell, Dwight, 1907-08-09
Bell, Paul, 1905-07-08
Benedict, M., 1903
Berwald, Lance, 1980-81
Best, Tom, 1993-94
Black, Leo, 1924-25
Bloss, Dale, 1945
Boich, Arnold, 1955
Booker, Kenny, 2000
Boone, Jaron, 1993-94-95-96
Bornschiweg, Larry, 1963
Boswell, Hubert, 1932-33
Bottorf, John, 1942-43
Bowers, Bill, 1960-61-62
Bradford, Steffon, 2000
Branch, Nate, 1965-66-67
Brooks, Jim, 1969
Brooks, Melvin, 1994-95
Brothers, Ralph, 1896
Brown, Burton, 1943
Brown, Darren, 1986
Brown, John, 1926-27-28
Brown, Joseph, 1946-47-48-50
Bryan, Tom, 1969-71
Buchanan, Demetrius, 1985
Buchanan, Henry T., 1987-88
Buchanan, James, 1950-51-52
Buckendahl, Ross, 1999-2000
Buel, Duane, 1954-55-56
Burbach, Chad, 1997-98

Burke, A.G., 1896
Burrus, R.M., 1905-07-08
Buuck, A. Allen, 1960-61

C

Cahill, John, 1959
Caldwell, James, 1977
Campbell, H.W., 1916-17
Campbell, Willie, 1965-66-67
Carman, Frank, 1921-22
Carr, Brian, 1984-85-86-87
Carrier, S.C., 1911-12-13
Cassidy, Fred, 1943
Cauble, Ken, 1968-69-70
Cebrun, Harold, 1964
Cech, Henry, 1948-49-50
Cerv, Bob, 1947-48-49-50
Chalk, Leroy, 1969-70-71
Chambers, Phil, 1975
Chandler, Derrick 1992-93
Christine, Cal, 1971-72-73
Chubick, Bruce, 1991-92-93-94
Cloudy, Stan, 1983-84
Coard, Eric, 1975-76-77
Cochran, Cary, 1999-2000
Coker, Fred, 1974
Collins, J.C., 1917
Collins, Ray, 1979-80-81-82
Conklin, Leonard, 1931
Cook, Theresa, 1946
Coppie, Leland, 1932-33-34
Cortelyou, S.V., 1899-1900-01-02
Coulal, Norman, 1955-56
Cox, Larry, 1974-75-76
Cox, Rodney, 1947-48-49
Cozier, Kenneth J., 1923-24
Cresswell, Chris, 1990-91-92
Cunningham, Bill, 1979
Curran, Sammy, 1980

D

Damm, Jim, 1966-67-68
Davey, G. Seldon, 1930-31
Davison, Charles Minot, 1931-32
Davison, Matt, 2000
Day, Bernard, 1986-87
Despot, Srebrenko, 1978
Dewitz, Rufus, 1924
Dock, Titus, 1984
Doebele, Dudley, 1956-57
Dohrmann, Elmer, 1936-37-38
Dolezal, Eric, 1989
Downing, Greg, 1980-81-82-83
Dworak, Thomas, 1944

E

Ebaugh, Floyd, 1936-37-38
Eckelman, Eric, 1979
Ekstrom, Fred, 1924-25-26
Ekwall, Rex, 1955-56-57
Eldridge, Bruce, 1918
Elliott, N.J., 1903
Elliott, Robert, 1937-38-39
Elliott, Thomas, 1926-27-28
Elson, Kenneth, 1942-43
Empkey, Frank, 1966-67
Enright, Mark, 1974
Erwin, Steve, 1973-74-75
Extrom, LeGrand, 1952

F

Fagler, Willard, 1952-53-54-55
Farmer, Tony 1991
Ferguson, J.M., 1903
Ffriend, Kimani, 2000
Fields, Rodney, 2000
Fisher, Morris, 1929-30-31
Fitz, Don, 1939-40-41
Fitzgibbon, John, 1941-42-43
Fitzpatrick, Wilson, 1958
Florence, Larry, 1997-98-99-2000
Flothow, Paul, 1917
Flynn, W.H., 1917
Fort, Jerry, 1973-74-75-76
Frank, O.A., 1911-12
Fredstrom, Paul, 1952-53

G

Galter, Morris, 1944
Gardner, Charles, 1916
Gardner, J., 1916
Garner, Bernard, 1996-97
Gates, Bob, 1950
Gerelick, Philip, 1926-27
Gerhart, H., 1918
Gibson, J.P., 1911-12
Gillilan, Charles, 1919
Gilreath, Ivan, 1981
Glock, Jason, 1992-94-95-96
Goetze, Hartmann, 1940-41-42
Gohde, George, 1928
Good, Joseph, 1951-52-53
Goodson, Orr, 1924-25
Grace, Harvey, 1928-29-30
Gratopp, Bob, 1968-69-70
Graves, Allen, 1958
Gregory, Amos, 1993
Gregory, Tom, 1971-72
Gribble, George, 1942
Grimm, Lloyd, 1937-38-39
Grupe, Ivan, 1961-62-63
Gutleben, J.S., 1896

H

Hagensick, E.H., 1905
Hagensick, Ed, 1902
Hahn, Robert, 1945
Hale, Leland, 1935-36-37
Hamilton, Venson, 1996-97-98-99
Hanzlik, M., 1912-14
Hare, Fred, 1965-66
Hare, Jerry, 1954
Harriman, Brant, 1998
Harris, Lee, 1972
Harris, Rickey, 1974-75-76-77
Harry, Robert, 1958-59-60
Hartley, Harold, 1921
Haskell, Ross, 1912-13-14
Hassler, Francis, 1943
Hawkins, Earl, 1913-14-15
Hay, John, 1940-41
Hayes, Carl 1990-91-92
Hecox, Fred, 1945-46
Hedberg, Curt, 1975-77-78-79
Heinzelman, Robert, 1942-43
Held, Sidney, 1940-41-42
Henrion, Walter, 1932-33
Hester, Wayne, 1958-59-60

Hewitt, I.P., 1902-03
Hiltner, A.H., 1910-11-12
Hiltner, W., 1903
Hinckley, Ryan, 1997
Hoar, J.W., 1903-05-07
Hoemann, Vic, 1945
Hoffman, J.F., 1991-92
Hokuf, Stephen, 1930-31-33
Holder, Allen, 1976-77
Hollins, Kenneth, 1944-45
Holm, Elmer, 1927-28-29
Holmes, Joe, 1999
Hoppen, Dave, 1983-84-85-86
Howard, Terry, 1957
Howard, Warren, 1914
Hubka, Ernest, 1918
Huge, Jim, 1961-63
Hugg, Ed, 1914-15-16
Hughes, Brett, 1982-83
Hughes, Michael, 1992
Hussey, John W., 1920
Hutchinson, W.C., 1910-11
Hyde, Leslie E., 1913

I

Ideus, Chad, 1996
Ingersoll, A.E., 1909-10

J

Jackman, Bill, 1985-86-87
Jackson, Carl, 1918-19
Jackson, Don, 1973
Jackson, Jack, 1939
Jackson, Stanley, 1977
Jackson, W.C., 1917
Jensen, Clifford, 1930
Johnette, Michael, 1997-98
Johnson, Bill, 1987-88
Johnson, Chad, 1998-99
Johnson, Eric, 1988-89
Johnson, Handy, 1982-83
Johnson, Jamar, 1992-93-94
Johnson, Lenard, 1982-83
Johnson, William, 1952-53-54
Jones, Charles, 1962-63-64
Jones, W.A., 1910
Jungmeier, Walter, 1920
Jungmeier, Wesley, 1920
Jura, Chuck, 1970-71-72

K

Kacer, Oldyn, 1919
King, Lyle, 1940-41-42
King, Rich, 1988-89-90-91
Kipper, Paul, 1951
Kirlin, Albert, 1947
Klepser, Merritt J., 1923-25-27
Knutzen, Owen, 1943
Koca, Todd, 1988-89
Koehler, J.P., 1901-02
Koenig, Robert, 1945
Kohl, Adam, 1922
Korte, Robert, 1946
Kortus, Joel, 1963-64-65
Koster, George, 1931-32
Kovanda, William, 1937-38-39
Kowalke, James, 1959-60-61
Krake, L.S., 1905-07

Krall, Robert, 1928-29
Kubacki, Jim, 1956-57-58
Kuhlman, Elza, 1944

L

Lantz, Stuart, 1966-67-68
Lawry, Anton, 1947-48-49-50
Lawson, Wm. Vinton, 1926
Leacox, Robert, 1935-36
Lebsack, Gayle, 1946-47
Lee, Brendy, 1972-73-74
Leitner, Roger, 1967-68
Lenser, Kurt, 1932
LeRossignol, Curt, 1971-72
Letts, Madison, 1932
Lewandowski, A.J., 1928-29-30
Lively, Kelly, 1989-90-91
Livingston, Dale, 1946
Livingston, Leslie, 1940-41-42
Loder, Dwight, 1934
Logan, Chris, 1985-86
Lue, Tyronn, 1996-97-98
Lundholm, William, 1959
Lunney, Kenneth, 1932-33-34

M

MacFarlane, Dave, 1980
Maclay, Donald, 1929-30-31
Malecek, Joseph, 1949-50
Mann, Kyle, 1998
Manning, Pete, 1988-89
Markowski, Andy, 1996-97-98-99
Marquiss, Warren, 1943
Marsh, Ricky, 1973-74
Marshall, Harvey, 1985-86
Martin, Sam, 1968-69-70
Martin, Val, 1976
Martz, Mike, 1984-85-86-87
Mason, Paul, 1932-33-34
Matson, C.E., 1896
Matzke, John, 1982-84-85-86
Matzke, Stan, 1952-53-54-55
Mauch, Arthur, 1931-32
Maxey, Al, 1959-60
McDonald, Paul, 1977
McPipe, Carl, 1976-77-78-79
McVicker, Mark, 1977-78-79-80
Mercier, Bob, 1951
Mielenz, Frank, 1926
Mitchell, Alvin, 1997
Moller, Cliff, 1969
Moody, Keith 1990-91
Moore, Bob, 1978-79
Moore, Curtis, 1984-85
Moore, Jack, 1979-80-81-82
Moore, James, 1984
Moore, M.S., 1899
Moore, Mikki, 1994-95-96-97
Morrell, (no first name), 1912
Morrison, C.C., 1899
Morrison, C.E., 1896
Moser, W.A., 1905-07
Mosser, Cornelius, 1948
Mulvaney, Charles, 1946
Munger, Glen, 1922
Munn, Glen B., 1929
Munn, Glenn, 1928
Munn, Monte, 1920-21
Munson, Bob, 1971
Myers, C.B., 1914-15
Myrthil, Gerard, 1978-79

N

Naderer, Mike, 1978-79-80-81
Nagl, (no first name), 1912
Nannen, Lyle, 1956-57
Nannen, Neil, 1962-63-64
Nelson, Douglas, 1944
Nelson, H., 1916-17
Nelson, Lawrence, 1936
Nelson, Leif, 1996
Neubert, Keith, 1984-86-87
Newman, Richard, 1919-20-21
Newton, B.A., 1903
Nielsen, R., 1901
Nissen, Al, 1970-71-72
Novak, Terry, 1975-77-78
Novak, Tom, 1972-73-74

O

Olson, Carl, 1928-29
Othmer, Kenneth, 1927-28
Owen, L.R., 1911
Owens, Dapreis, 1989-90-91-92

P

Page, Theodore, 1927
Parsons, Robert, 1936-37-38
Parsons, Rollin, 1933-34-35
Parsons, Ronald, 1957
Patty, Jesse, 1919-20
Pearson, Brice, 1965
Perry, H.O., 1908-09-10
Peterson, Arthur, 1945
Peterson, Mike, 1970-71-72
Petrashek, G.L., 1909-10
Petsch, Daryl, 1962-63-64
Phifer, Ryan, 1997-98
Phillips, Albert, 1918
Phipps, Hansel, 1931
Piatkowski, Eric, 1991-92-93-94
Piatkowski, Troy, 1997-98-99
Pickett, John, 1919-20
Pierce, Robert, 1949-50-51
Pillsbury, M.P., 1899-1902
Pitcaithley, Harry, 1939-40
Placek, E.E., 1896
Ploetz, John, 1978
Ponce, David, 1983-84
Poynter, Floyd, 1920
Puelze, Dennie, 1962-63

R

Ramos, Jose, 1991
Randall, Albert, 1939-40-41
Raymond, I., 1902
Reckewey, Kent, 1973-74-75
Reid, Beau, 1988-89-90-91
Reimers, Gary, 1956-57-58
Reiners, Al, 1966
Rekeweg, Jeff, 1987-88
Renfro, Claude, 1981-82-83
Renzelman, Gary, 1953-54-55
Retherford, Claude, 1947-48-49
Reynolds, Burch, 1919
Richardson, Ray, 1989-90
Riddell, Ted, 1917
Riddlesbarger, W.P., 1922-23
Riehl, Tony, 1971-72-73
Robinson, Magnus, 1946
Rooney, Patrick, 1944
Roots, Al, 1960-61
Roy, William, 1955

Russell, R.C., 1920-22
Russell, Thomas R., 1961-62
Rutherford, R.B., 1914-15-16

S

Sallee, Chris, 1995-96
Sandbulte, Gerald, 1952-53
Sandstedt, James, 1946
Sauer, George, 1932-33
Scales, Clifford, 1988-89-90-91
Scantlebury, Tom, 1968-69-70
Scarlett, Trent, 1982-83
Schleiger, Richard, 1947-48-49
Schmidt, A.C., 1909-10
Schmidt, A., 1908-09
Schneider, Leo, 1946
Schwindt, Andy, 1997
Sealer, Joel, 1985-86-87
Seger, Fred, 1952-53-54
Shaver, Dan, 1967
Shellenberg, E., 1918-19-20
Shields, P., 1915-16
Shields, Paul, 1947-48
Shipwright, Richard, 1959
Shoecraft, Jerry, 1979-80-81-82
Siegel, Bob, 1974-75-76-77
Simmons, Grant, 1964-65-66
Simmons, Ron, 1966-67-68
Sladovnic, Charles, 1962
Smaha, Clark, 1925-26-27
Smidt, Don, 1956-57-58
Smith, Andre, 1978-79-80-81
Smith, Austin, 1920-21-22
Smith, Charles L., 1954-55-56
Smith, H.B., 1899
Smith, Richard, 1988
Smith, Ronnie, 1984-85
Smith, Terry, 1982-83
Smith, Todd, 1999
Snyder, James, 1951
Sorensen, Harry, 1934-35-37
Spear, John, 1922
Spear, Wallace, 1918-19
Spears, Jerry, 1964-65
Sprague, Leon, 1926
Srb, Richard, 1947-48-49
Stange, Drew, 1981-82
Stebbins, (no first name), 1900
Steinbrook, Lee, 1995
Stewart, Marvin, 1969-70-71
Stipsky, Ed, 1931
Stone, Charles, 1967
Story, C.M., 1899
Strahan, James, 1945
Strickland, Erick, 1993-94-95-96
Stromer, Byron, 1918
Stryker, Herbert, 1912-13
Surles, Chester, 1995-96
Svehla, Matt, 1988-89
Swank, George, 1959
Swett, Rex, 1960-61-62

T

Tallman, Frank, 1938-39-40
Tangeman, Robert, 1944
Taylor, Ron, 1974-75
Theisen, Ralph, 1916
Therien, Robert, 1939-40
Thom, Jim, 1956
Thomas, (no first name), 1901
Thomas, Dwight P., 1918

Thomas, Grant, 1938-39
Thomas, Ryan, 2000
Thompson, John, 1941-42-43
Tipton, Milo, 1923-24-25
Tipton, Paul, 1922
Torrens, Lee, 1969-70
Truscott, Louis, 1999-2000
Turner, Herschell, 1958-59-60

U

Underwood, Clinton, 1912-13
Usher, Willard O., 1923-24-25

V

Vacanti, Charles, 1940
Van Poelgeest, Richard,
1987-88-89-90
Vance, Deak, 1986
Vick, Derrick, 1987-88
Vincent, William, 1962-63
Volz, Mathias G., 1923-24-25
Von Seggern, Dale, 1968-69-70

W

Wagner, Robert, 1967-68
Wahlquist, George, 1933-35-36
Wald, Tom, 1995-96
Waln, Elmer, 1961
Walker, Danny, 2000
Walker, G.E., 1899
Wall, Jan, 1960-61
Walsh, Larry, 1950
Walsh, W.W., 1907-08-09
Walton, Kenny, 1981-82-83
Ward, Harrison, 1951
Warfield, G.A., 1896
Warren, (no first name), 1901
Warren, Glen, 1921-22-23
Waterman, R.L., 1900
Watters, F.E., 1911
Watts, Randy, 1971-72
Webb, Coley, 1964-65-66
Weber, Don, 1952-53-54
Wells, William, 1954-57
Werner, Alton, 1937-38-39
Wertz, L.E., 1917
West, Tim, 1980
Whitaker, Henry, 1934-35-36
White, Anthony, 1984-85
Whitehead, Milton, 1948-49-50
Widman, Harvey, 1934-35-36
Williams, Eric, 1980-81-83-84
Williams, Rodney, 1998
Willis, Stephen, 1975-76
Wilnes, Norman, 1950-51
Wischmeier, B. Scott, 1932
Witte, Willard, 1928-29-30
Wood, Wilbur S., 1908-09-10
Woolridge, Andre, 1993
Wortmann, Craig, 1999-2000
Wright, Earl, 1963-64
Wyant, Harlan, 1924

Y

Yaffee, Irvin, 1939-40
Yates, James, 1961-64
Young, Max, 1941-42-43

Season By Season Summary of Husker Hoops

Year	All Games		Conference		Coach	Conference Finish	Highlights, Notes
	W	L	W	L			
1896-97	2	0	0	0	Frank Lehmer	None	both games seven-on-seven
1897-98	1	3	0	0	Frank Lehmer	None	all games against YMCA teams
1898-99	4	0	0	0	Frank Lehmer	None	Neb. Wesleyan first collegiate foe
1899-1900	5	0	0	0	T.P. Hewitt	None	first meeting with Kansas
1900-01	3	3	0	0	E. Berry	None	win streak reaches 13 games
1901-02	5	3	0	0	Fred Morrell	None	
1902-03	7	5	0	0	Walter Hiltner	None	
1903-04	9	5	0	0	R.G. Clapp	None	Wisconsin is first Big Ten foe
1904-05	11	5	0	0	R.G. Clapp	None	
1905-06	12	2	0	0	R.G. Clapp	None	then-school record 12 wins
1906-07	10	6	0	0	R.G. Clapp	None	NU record 74-point win vs. Crete
1907-08	9	10	4	2	R.G. Clapp	2nd, Missouri Valley	first losing season in 10 years
1908-09	8	15	5	5	R.G. Clapp	2nd, Missouri Valley	W.W. Walsh, first-team MVC
1909-10	6	10	6	2	T.J. Hewitt	2nd, Missouri Valley	E.O. Perry, first-team MVC
1910-11	9	9	6	6	O.F. Field	2nd, Missouri Valley	J.P. Gibson, A.O. Frank, all-MVC
1911-12	14	1	8	0	"Jumbo" Stiehm	1st, Missouri Valley	NU won season's final nine games
1912-13	17	2	10	0	"Jumbo" Stiehm	1st, Missouri Valley	Sam Carrier, Ross Haskell, all-MVC; Carrier, All-American
1913-14	15	3	7	0	"Jumbo" Stiehm	1st, Missouri Valley	third straight undefeated MVC record
1914-15	10	8	8	4	"Jumbo" Stiehm	2nd, Missouri Valley	lost first league game in four years
1915-16	13	1	12	0	Sam Waugh	1st, Missouri Valley	perfect 12-0 in Missouri Valley
1916-17	12	10	4	8	Dr. E.J. Stewart	5th, Missouri Valley	
1917-18	7	7	4	5	Dr. E.J. Stewart	5th, Missouri Valley	
1918-19	10	6	10	6	Dr. E.J. Stewart	3rd, Missouri Valley	Carl Johnson, all-MVC pick
1919-20	22	2	0	0	Paul Schlisser	None	then-NU record 22 wins stood for 71 seasons, no conference affiliation
1920-21	15	3	9	1	Paul Schlisser	2nd, Missouri Valley	
1921-22	8	9	8	8	Owen A. Frank	tie 4th, Missouri Valley	
1922-23	6	12	5	11	Owen A. Frank	6th, Missouri Valley	
1923-24	11	7	10	6	W.E. Kline	3rd, Missouri Valley	
1924-25	12	5	11	5	W.E. Kline	2nd, Missouri Valley	Orr Goodson, Mutt Volz, all-MVC
1925-26	8	10	7	7	Ernest Bearg	5th, Missouri Valley	first season in NU Coliseum
1926-27	12	6	7	5	Charles T. Black	4th, Missouri Valley	Clark Smatha, all-MVC pick
1927-28	7	11	7	11	Charles T. Black	tie 7th, Missouri Valley	all games against league opponents
1928-29	11	5	5	5	Charles T. Black	3rd, Big Six	first season of play in Big Six
1929-30	9	9	6	4	Charles T. Black	3rd, Big Six	Don Maclay, first-team All-Big Six
1930-31	9	9	6	4	Charles T. Black	3rd, Big Six	Don Maclay, All-American
1931-32	3	17	2	8	Charles T. Black	6th, Big Six	Steve Hokuf, first-team All-Big Six
1932-33	3	13	2	8	William H. Browne	tie 5th, Big Six	
1933-34	9	11	5	5	William H. Browne	4th, Big Six	Hokuf, All-Big Six, All-American
1934-35	6	12	3	7	William H. Browne	5th, Big Six	
1935-36	13	8	7	3	William H. Browne	2nd, Big Six	George Wahlquist, All-Big Six, All-American
1936-37	13	7	8	2	William H. Browne	tie 1st, Big Six	shared Big Six title, Robert Parsons
1937-38	9	11	4	6	William H. Browne	tie 3rd, Big Six	All-Big Six, All-American
1938-39	7	13	3	7	William H. Browne	5th, Big Six	Parsons, All-Big Six
1939-40	6	12	2	8	William H. Browne	tie 4th, Big Six	
1940-41	8	10	6	4	A.J. Lewandowski	3rd, Big Six	Sid Held, Don Fritz, All-Big Six
1941-42	6	13	4	6	A.J. Lewandowski	4th, Big Six	
1942-43	6	10	5	5	A.J. Lewandowski	tie 3rd, Big Six	
1943-44	2	13	1	9	A.J. Lewandowski	tie 5th, Big Six	fewest wins in 46 seasons
1944-45	2	17	1	9	A.J. Lewandowski	6th, Big Six	
1945-46	7	13	3	7	L.F. Klein	tie 4th, Big Six	
1946-47	10	14	3	7	Harry Good	tie 5th, Big Six	first year of league Holiday tourney
1947-48	11	13	5	7	Harry Good	5th, Big Seven	first year of Big Seven
1948-49	16	10	9	3	Harry Good	tie 1st, Big Seven	first winning season in 12 years
1949-50	16	7	8	4	Harry Good	tie 1st, Big Seven	NU lost in NCAA District game
1950-51	9	14	4	8	Harry Good	5th, Big Seven	Claude Retherford, Big Seven MVP
1951-52	7	17	3	9	Harry Good	7th, Big Seven	Bus Whitehead, All-Big Seven
1952-53	9	11	4	8	Harry Good	6th, Big Seven	tied for second-straight league title
1953-54	8	13	5	7	Harry Good	tie 4th, Big Seven	Whitehead, All-Big Seven
1954-55	9	12	6	6	Jerry Bush	tie 3rd, Big Seven	
1955-56	7	16	3	9	Jerry Bush	6th, Big Seven	defeated Wooden-coached UCLA

Year	All Games		Conference		Coach	Conference Finish	Highlights, Notes
	W	L	W	L			
1956-57	11	12	5	7	Jerry Bush	tie 4th, Big Seven	
1957-58	10	13	5	7	Jerry Bush	tie 4th, Big Seven	NU defeated two No. 4 teams
1958-59	12	13	5	9	Jerry Bush	tie 5th, Big Eight first season of Big Eight	Herschell Turner, All-Big Eight
1959-60	7	17	4	10	Jerry Bush	tie 7th, Big Eight Turner, All-Big Eight,	NU's first 1,000-point scorer
1960-61	10	14	4	10	Jerry Bush	6th, Big Eight	
1961-62	9	16	5	9	Jerry Bush	tie 5th, Big Eight	
1962-63	6	19	1	13	Jerry Bush	8th, Big Eight	School-record 19 losses
1963-64	7	18	5	9	Joe Cipriano	tie 6th, Big Eight Joe Cipriano's first season	
1964-65	10	15	5	9	Joe Cipriano	tie 6th, Big Eight beat No. 1 Michigan in Lincoln	
1965-66	20	5	12	2	Joe Cipriano	2nd, Big Eight	first winning season in 15 years, school's second 20-win campaign finished season ranked 11th (UPI)
1966-67	16	9	10	4	Joe Cipriano	tie 2nd, Big Eight	Grant Simmons, All-Big Eight first-ever NIT Tournament bid, Stuart Lantz, All-Big Eight
1967-68	15	10	8	6	Joe Cipriano	tie 3rd, Big Eight Lantz, All-Big Eight pick	NU won Big Eight Holiday title
1968-69	12	14	5	9	Joe Cipriano	tie 6th, Big Eight	
1969-70	16	9	7	7	Joe Cipriano	tie 3rd, Big Eight	
1970-71	18	8	8	6	Joe Cipriano	4th, Big Eight	Marvin Stewart, All-Big Eight
1971-72	14	12	7	7	Joe Cipriano	4th, Big Eight	Chuck Jura, All-Big Eight
1972-73	9	17	4	10	Joe Cipriano	tie 6th, Big Eight	
1973-74	14	12	7	7	Joe Cipriano	4th, Big Eight	Jerry Fort, All-Big Eight
1974-75	14	12	7	7	Joe Cipriano	4th, Big Eight	Fort, All-Big Eight, school-record 40 points against Missouri
1975-76	19	8	10	4	Joe Cipriano	3rd, Big Eight	Fort, All-Big Eight, finished with then-school-record 1,882 points, last season in NU Coliseum
1976-77	15	14	7	7	Joe Cipriano	5th, Big Eight	first season in Devaney Center first NU-Creighton meeting in 45 seasons
1977-78	22	8	9	5	Joe Cipriano	2nd, Big Eight	NU makes 2nd NIT appearance Brian Banks, All-Big Eight
1978-79	14	13	7	7	Joe Cipriano	5th, Big Eight	
1979-80	18	13	8	6	J. Cipriano/Moe Iba	tie 2nd, Big Eight	Iba, Big Eight Coach-of-the-Year Andre Smith, All-Big Eight
1980-81	15	12	9	5	Moe Iba	tie 2nd, Big Eight	Iba, Big Eight Coach-of-the-Year Smith, Big Eight Player-of-the-Year
1981-82	16	12	7	7	Moe Iba	tie 4th, Big Eight Jack Moore, All-Big Eight	NU defeated No. 1 Missouri
1982-83	22	10	9	5	Moe Iba	tie 3rd, Big Eight NU reached NIT semifinals	
1983-84	18	12	7	7	Moe Iba	3rd, Big Eight	Second-straight NIT bid, Dave Hoppen, All-Big Eight
1984-85	16	14	5	9	Moe Iba	tie 5th, Big Eight Hoppen, All-Big Eight, set	six school records
1985-86	19	11	8	6	Moe Iba	3rd, Big Eight	NU's first-ever NCAA berth, Hoppen, All-Big Eight, finished as NU's all-time leading scorer
1986-87	21	12	7	7	Danny Nee	5th, Big Eight	third place in NIT
1987-88	13	18	4	10	Danny Nee	7th, Big Eight	first losing season in 15 years
1988-89	17	16	4	10	Danny Nee	7th, Big Eight	second NIT bid in three years
1989-90	10	18	3	11	Danny Nee	7th, Big Eight	
1990-91	26	8	9	5	Danny Nee	3rd, Big Eight	School-record 26 wins, finished with highest-ever ranking at No. 9, NU-record tying 14 straight wins
1991-92	19	10	7	7	Danny Nee	5th, Big Eight	Second-straight NCAA bid
1992-93	20	11	8	6	Danny Nee	tie 2nd, Big Eight	Third-straight NCAA bid, Eric Piatkowski, All-Big Eight
1993-94	20	10	7	7	Danny Nee	4th, Big Eight	Fourth-straight NCAA bid, second-straight 20-win season, Big Eight Tournament champs Piatkowski, All-Big Eight
1994-95	18	14	4	10	Danny Nee	7th, Big Eight	NIT bid, fifth-straight postseason
1995-96	21	14	4	10	Danny Nee	7th, Big Eight	NIT Champions
1996-97	18	15	7	9	Danny Nee	7th, Big 12	School-record seventh straight postseason appearance (NIT)
1997-98	20	12	10	6	Danny Nee	4th, Big 12	First NCAA berth in four years, Tyronn Lue, All-Big 12
1998-99	20	13	10	6	Danny Nee	tie 5th, Big 12	Ninth straight postseason bid (NIT)
1999-2000	11	19	4	12	Danny Nee	tie 8th, Big 12	Venson Hamilton, Big 12 Player of Year
Totals	1,209	1,071	559	599	---	---	Nee becomes winningest coach

103 Years of Nebraska Basketball

1896-97 Won 2, Lost 0

Home: 2-0 Away: 0-0

Coach: Frank Lehmer

Result/Site--Date, NU Rank/Opponent (Opp. Rank)	NU	Opp.
W/H 2/2 Lincoln YMCA	11	8
W/H 2/23 Lincoln YMCA	23	14

Season Notes: Six years after Dr. James Naismith invented the game, NU fielded its first team...Coach Frank Lehmer guided first team...both games were played seven-on-seven.

1897-98 Won 1, Lost 3

Home: 0-3 Away: 1-0

Coach: Frank Lehmer

Result/Site--Date, NU Rank/Opponent (Opp. Rank)	NU	Opp.
L/H 1/8 Lincoln YMCA	9	15
L/H 1/15 Omaha YMCA	12	16
L/H 2/1 Lincoln YMCA	13	20
W/A 2/22 Omaha YMCA	10	9

Season Note: After three-straight losses to open season, Nebraska ended second season of intercollegiate basketball with 10-9 win over Omaha YMCA.

1898-99 Won 4, Lost 0

Home: 3-0 Away: 1-0

Coach: Frank Lehmer

Result/Site--Date, NU Rank/Opponent (Opp. Rank)	NU	Opp.
W/H 12/13 Nebraska Wesleyan	37	5
W/H 1/17 Doane	52	7
W/H 1/20 Omaha YMCA	21	14
W/A 2/2 Nebraska Wesleyan	57	3

Season Notes: Second undefeated season in school history...final season for NU's first coach, Frank Lehmer...after seven games in first two-plus seasons of intercollegiate basketball against Lincoln and Omaha YMCA teams, Huskers faced first collegiate opponent in Nebraska Wesleyan.

1899-1900 Won 5, Lost 0

Home: 5-0 Away: 0-0

Coach: T.P. Hewitt

Result/Site--Date, NU Rank/Opponent (Opp. Rank)	NU	Opp.
W/H Nebraska Wesleyan	42	9
W/H Lincoln YMCA	39	7
W/H Doane	57	3
W/H Omaha YMCA	26	14
W/H 3/2 Kansas	48	8

Season Notes: Third and final undefeated season in school history...Kansas game at Lincoln was first-ever between present-day Big Eight Conference schools and ranks as worst loss ever for Jayhawks... W.E. Anderson had school's first 30-point game with 34 vs. KU...Coach T.P. Hewitt's only season.

1900-01 Won 3, Lost 3

Home: 2-1 Away: 1-2

Coach: E. Berry

(Dates unavailable)

Result/Site--Date, NU Rank/Opponent (Opp. Rank)	NU	Opp.
W/A Omaha YMCA	13	11
W/H Lincoln YMCA	10	8
W/H Omaha YMCA	20	12
L/H Omaha YMCA	20	28
L/A Fond du Lac	20	32
L/A Stevens Point A.C.	13	38

Season Notes: Huskers opened season with three-straight wins to run win streak to 13 straight, but then dropped final three games to finish .500...third-consecutive .500 or better record...only season for Coach E. Berry.



Nebraska's first basketball team posted a 2-0 record in 1896-97.

1901-02 Won 5, Lost 3

Home: 3-0 Away: 2-3

Coach: Fred Morrell

Result/Site--Date, NU Rank/Opponent (Opp. Rank)	NU	Opp.
W/H 1/18 Nebraska Wesleyan	63	14
W/H 2/1 Lincoln YMCA	32	30
L/A 2/15 Minnesota	9	52
W/A 2/17 Sioux City YMCA	42	24
L/A 2/28 Haskell	29	79
W/A 3/1 Kansas	35	29
L/A 3/3 Topeka YMCA	36	52
W/H 3/22 Topeka YMCA	27	13

Season Notes: First and only season for Coach Fred Morrell...fourth straight .500 or better season.

1902-03 Won 7, Lost 5

Home: 3-1 Away: 4-4

Coach: Walter Hiltner

Result/Site--Date, NU Rank/Opponent (Opp. Rank)	NU	Opp.
W/H 12/18 Lincoln YMCA	25	18
L/A 1/17 Haskell	18	25
L/H 1/24 Lincoln YMCA	24	35
W/H 1/31 Kansas	23	18
W/A 2/3 Denver YMCA	44	29
W/A 2/4 Colorado College	39	11
W/A 2/5 Colorado	28	12
W/A 2/6 Greeley High	25	15
L/A 2/7 Cheyenne Business	28	42
W/H 2/20 Lincoln YMCA	33	20
L/A 3/6 Minnesota Ag.	4	13
L/A 3/7 Minnesota	14	41

Season Notes: In only season under Coach W. Hiltner, Nebraska posted 7-5 record... fifth straight .500-plus campaign.

1903-04 Won 9, Lost 5

(Sites and dates unavailable)

Coach: R.G. Clapp

Result/Site--Date, NU Rank/Opponent (Opp. Rank)	NU	Opp.
W Nebraska Wesleyan	47	10
L Highland Park	NA	NA
W Lincoln High	49	26
L Nebraska Wesleyan	31	32

L Lincoln YMCA	NA	NA
W Lincoln YMCA	NA	NA
W Lincoln YMCA	31	12
W Nebraska Wesleyan	25	9
W Omaha Christian	35	26
L Sioux City YMCA	14	49
W Morningside	57	27
L Minnesota	21	42
W Minneapolis YMCA	15	10
W/H Wisconsin	25	22

Season Notes: In first season under Coach R.G. Clapp, Nebraska won school-record nine games...Wisconsin was first Big Ten school to play Huskers at Lincoln.

1904-05 Won 11, Lost 5

(Sites and dates unavailable)

Coach: R.G. Clapp

Result/Site--Date, NU Rank/Opponent (Opp. Rank)	NU	Opp.
W Nebraska Wesleyan	32	31
L Highland Park	34	39
W Nebraska Wesleyan	57	23
W Omaha YMCA	24	21
W Fort Dodge	53	27
W Shattuck	44	22
W Minnesota	22	21
W Minnesota	28	25
L Omaha YMCA	29	30
W Baker	49	19
W Port Washington	47	36
L Ripon	28	32
W Menasha	37	19
W Lawrence	37	24
L Lewis	32	61
L Chicago Central	22	59

Season Note: Huskers won then-school-record 11 games.

1905-06 Won 12, Lost 2

Home: 4-1 Away: 8-1

Coach: R.G. Clapp

Result/Site--Date, NU Rank/Opponent (Opp. Rank)	NU	Opp.
W/H 1/13 Kansas City A.C.	33	22
W/H 1/29 Kansas City YMCA	25	24
W/H 2/3 Baker	34	23

L/H	2/12	Kansas	17	37
W/A	2/19	Kansas State	50	14
W/A	2/20	Fort Riley	43	13
W/A	2/21	Baker	33	27
W/A	2/22	Independence	41	16
L/A	2/23	Kansas City A.C.	21	49
W/A	2/25	Kansas City A.C.	26	25
W/H	3/15	Brown "B"	57	12
W/A	3/20	Bellevue	39	27
W/A	3/21	Fort Dodge	33	23
W/A	3/22	Shattuck	59	23

Season Note: Won then-school-record 12 games (against two losses).

1906-07 Won 10, Lost 6

Home: 5-0 **Away:** 5-6
Coach: R.G. Clapp

			NU	Opp.
W/A	1/4	Crete	82	8
W/A	1/11	Nebraska Wesleyan	38	26
W/H	1/26	Central City	40	9
W/H	1/28	Iowa	25	17
W/H	2/9	Kansas	32	19
W/A	2/14	Fort Dodge	34	22
L/A	2/15	Minnesota	19	20
L/A	2/16	Minnesota	18	20
W/A	2/18	Hudson	26	25
W/A	2/19	Marshfield (Co. A)	33	16
L/A	2/20	Portage (Co. F)	23	27
L/A	2/21	Wisconsin	31	35
L/A	2/22	Iowa	29	32
L/A	2/23	Grinnell	21	27
W/H	3/1	Denver	40	13
W/H	3/25	Nebraska Wesleyan	59	11

Season Notes: Nebraska posted ninth straight .500 or better record, third consecutive under Coach R.G. Clapp...74-point margin of victory over Crete (82-8) largest in school history.

1907-08 Won 9, Lost 10

(4-2 in Missouri Valley, 2nd)
Home: 3-3 (2-2) **Away:** 6-7 (2-0)
Coach: R.G. Clapp

			NU	Opp.
W/A	12/18	Nebraska Wesleyan	33	19
L/H	1/11	Muscatine	21	39
W/A	1/15	Kansas State	36	18
W/A	1/16	Washburn	26	25
W/A	1/17	Kansas	20	17
W/A	1/18	Kansas	23	21
W/H	1/23	Highland Park	51	23
W/H	1/31	Missouri	41	30
W/H	2/1	Missouri	43	31
L/H	2/21	Kansas	26	28
L/H	2/22	Kansas	25	28
L/A	2/28	Minnesota	12	43
L/A	2/29	Minnesota	10	32
L/A	3/2	Portage	16	39
L/A	3/3	Wisconsin	4	43
W/A	3/4	DePaul	25	18
L/A	3/5	Morrison	19	23
L/A	3/6	Iowa	26	39
L/A	3/7	Grinnell	14	37

Season Notes: First season as member of Missouri Valley Conference...Huskers won MVC North Division title with 4-2 record, but because of scheduling difficulties, did not play a game against a team in own division...Husker Wilbur Wood was nation's second black college basketball player at a predominately white institution...Jumbo Stiehm, who would later become NU's football and basketball coach, scored 24 points in Wisconsin's 43-4 victory at Madison...first sub-.500 record in school history.

1908-09 Won 8, Lost 15
(5-5 in Missouri Valley, 2nd)
Home: 5-5 (4-0) **Away:** 3-10 (1-5)
Coach: R.G. Clapp

			NU	Opp.
W/H	12/12	Cotner	28	24
L/H	12/17	Lincoln YMCA	16	34
W/A	1/7	Kansas State	36	31
L/A	1/8	Kansas	13	48
L/A	1/9	Kansas	17	36
W/H	1/15	Iowa State	42	20
W/H	1/16	Iowa State	40	21
W/H	1/22	Drake	39	30
W/H	1/23	Drake	34	12
L/H	1/30	Kansas	13	18
L/H	2/1	Missouri	24	26
L/A	2/5	Minnesota	17	24
L/A	2/6	Minnesota	21	39
L/A	2/8	Iowa State	16	22
W/A	2/9	Iowa State	31	17
L/A	2/10	Drake	12	34
L/A	2/11	Drake	15	25
L/H	2/19	Minnesota	26	28
L/H	2/20	Minnesota	20	29
L/KC	3/4	Kansas	22	28
L/KC	3/5	Kansas	15	24
W/KC	3/6	Kansas	32	29
L/A	3/8	Nebraska Wesleyan	32	62

Season Notes: For second-straight year, Nebraska captured MVC Northern Division title...Kansas took two of three games against Cornhuskers in play-off at Kansas City, Mo., and won conference title...W.W. Walsh earned first-team All-Missouri Valley Conference honors, first NU player ever honored...Coach R.G. Clapp retired after six seasons on Husker bench.

1909-10 Won 6, Lost 10

(6-2 in Missouri Valley, 2nd)
Home: 4-3 (4-0) **Away:** 2-7 (2-2)
Coach: T.J. Hewiat

			NU	Opp.
L/A	1/6	Kansas State	16	27
L/A	1/7	Kansas	17	32
L/A	1/8	Kansas	16	40
W/H	1/21	Iowa State	24	21
W/H	1/22	Iowa State	29	26
W/H	1/28	Drake	40	14
W/H	1/29	Drake	27	6

W/A	2/8	Drake	20	16
W/A	2/10	Drake	22	13
L/A	2/11	Iowa State	23	34
L/A	2/12	Iowa State	17	18
L/H	2/14	Kansas State	17	28
L/A	2/18	Minnesota	14	33
L/A	2/19	Minnesota	9	27
L/H	2/26	Kansas	20	40
L/H	2/27	Kansas	13	40


Season Notes: In only season under Coach T.J. Hewiat, Nebraska finished 6-10...Huskers won MVC North Division title for third straight year, but Kansas had better division record than NU and was declared conference champion...E.O. Perry was first-team All-Missouri Valley Conference pick.

1910-11 Won 9, Lost 9

(6-6 in Missouri Valley, 2nd)
Home: 6-3 (4-2) **Away:** 3-6 (2-4)
Coach: O.F. Field

			NU	Opp.
L/H	1/7	Cotner	17	35
W/H	1/14	Nebraska Wesleyan	42	26
W/H	1/20	Iowa State	41	20
L/H	1/21	Iowa State	31	33
W/A	1/26	Morningside	23	19
L/A	1/27	Minnesota	10	25
L/A	1/28	Minnesota	15	40
W/H	2/4	South Dakota	30	25
L/A	2/6	Iowa State	27	31
W/A	2/7	Iowa State	22	19
L/A	2/8	Missouri	26	39
L/A	2/9	Missouri (OT)	36	37
W/A	2/10	Kansas	15	11
L/A	2/11	Kansas	12	37
W/H	2/24	Kansas	38	28
W/H	2/25	Kansas	34	24
W/H	2/26	Missouri	30	23
L/H	2/27	Missouri	20	23

Season Notes: Huskers finished second in Missouri Valley Conference race, three games back of Kansas...J.P. Gibson and O.A. Frank earned first-team All-Missouri Valley Conference honors.



Nebraska's 1911-12 team captured the school's first Missouri Valley Conference title.

00-01 History

1911-12 Won 14, Lost 1

(8-0 in Missouri Valley, 1st)
Home: 6-0 (4-0) **Away:** 8-1 (4-0)
Coach: E.O. "Jumbo" Stiehm

	NU	Opp.
W/H 1/12	42	Drake
W/H 1/13	35	Drake
W/A 1/18	26	Kansas State
W/A 1/19	30	Kansas
W/A 1/20	30	Kansas
L/A 1/26	15	Minnesota
W/A 1/27	62	Morningside
W/H 2/2	33	Iowa State
W/H 2/3	40	Iowa State
W/A 2/21	33	Drake
W/A 2/22	46	Drake
W/A 2/23	31	Iowa State
W/A 2/24	31	Iowa State
W/H 3/1	49	Kansas
W/H 3/2	29	Kansas

Season Notes: Huskers claimed MVC North Division crown with 8-0 record...after 25-point loss at Minnesota in sixth game of season, Nebraska won final nine games...in first season as Husker mentor, Stiehm made history by becoming first coach in conference history to win football and basketball titles in the same academic year...he repeated the feat a year later.

1912-13 Won 17, Lost 2

(10-0 in Missouri Valley, 1st)
Home: 10-0 (5-0) **Away:** 7-2 (5-0)
Coach: E.O. "Jumbo" Stiehm

	NU	Opp.
W/H 1/11	29	Cotner
W/H 1/17	46	Omaha X
W/H 1/18	39	Nebraska Wesleyan
W/A 1/23	25	St. Joseph's
W/A 1/24	31	Sacred Heart
L/A 1/25	11	Minnesota
W/H 1/31	32	Drake
W/H 2/1	24	Drake
W/A 2/7	27	Nebraska Wesleyan
W/H 2/15	27	Kansas State
W/A 2/19	21	Drake
W/A 2/20	25	Drake
W/A 2/21	29	Iowa State
W/A 2/22	16	Iowa State
W/H 2/28	28	Iowa State
W/H 3/1	24	Iowa State
W/H 3/10	40	Kansas
W/A 3/11	18	Kansas
L/N 3/12	24	Kansas*

*Manhattan, Kan.

Season Notes: Huskers won North Division title with 10-0 record, recognized as league champion...dropped playoff game to South Division champ Kansas, 30-24, at Manhattan, Kan....Ross Haskell and Sam Carrier were first-team All-Missouri Valley Conference selections; Carrier also earned All-America honors.

1913-14 Won 15, Lost 3

(7-0 in Missouri Valley, 1st)
Home: 7-2 (4-0) **Away:** 8-1 (3-0)
Coach: E.O. "Jumbo" Stiehm

	NU	Opp.
W/H 1/10	44	Omaha X
W/H 1/17	56	Cotner
W/H 1/23	29	Nebraska Wesleyan
L/H 1/24	18	Nebraska Wesleyan
W/A 2/5	48	St. Joseph's
W/A 2/6	21	Minnesota
W/A 2/7	14	Minnesota
W/A 2/9	38	Fort Dodge Co. G
W/H 2/13	32	Drake
W/H 2/14	31	Drake
W/A 2/17	40	Omaha Alumni
L/A 2/18	21	Simpson
W/A 2/19	36	Drake
W/A 2/20	15	Iowa State

W/A 2/21	Iowa State	16	3
W/H 2/27	Iowa State	24	16
W/H 2/28	Iowa State	41	13
L/H 3/5	Wesleyan Auto	19	31

Season Notes: Nebraska captured Missouri Valley Conference North Division crown with 7-0 record...squad was known as "Point a Minute" team, because it was so fast it took a movie camera to catch it.

1914-15 Won 10, Lost 8

(8-4 in Missouri Valley, 2nd)
Home: 3-2 (3-1) **Away:** 7-6 (5-3)
Coach: E.O. "Jumbo" Stiehm

	NU	Opp.
L/A 1/6	18	Ft. Dodge (Co. G)
W/A 1/7	20	Hamline
L/A 1/8	18	Minnesota
L/A 1/9	9	Minnesota
W/H 1/15	32	Iowa State
W/H 1/16	25	Iowa State
W/A 1/20	26	Kansas State
W/A 1/21	26	Kansas State
L/A 1/22	18	Kansas
L/A 1/23	23	Kansas
W/A 2/5	13	Nebraska Wesleyan
W/A 2/10	14	Drake
W/A 2/11	23	Drake
W/A 2/12	24	Iowa State
L/A 2/13	11	Iowa State
L/H 2/19	19	Drake
W/H 2/20	27	Drake
L/H 3/3	15	Nebraska Wesleyan

Season Notes: Huskers finished second in Missouri Valley Conference race, three games back of first-place Kansas...final season for Coach E.O. Stiehm.

1915-16 Won 13, Lost 1

(12-0 in Missouri Valley, 1st)
Home: 8-0 (8-0) **Away:** 5-1 (4-0)
Coach: Sam Waugh

	NU	Opp.
W/H 1/14	34	Kansas
W/H 1/15	40	Kansas
W/H 1/21	41	Drake
W/H 1/22	44	Drake
W/A 1/30	24	Burgess-Nash
W/H 2/4	35	Iowa State
W/H 2/5	31	Iowa State
W/H 2/11	21	Kansas State
W/H 2/12	26	Kansas State
L/A 2/18	19	Nebraska Wesleyan
W/A 2/23	34	Drake
W/A 2/24	40	Drake

W/A 2/25	Iowa State	23	14
W/A 2/26	Iowa State	29	17

Season Notes: Huskers won Missouri Valley Conference title with 12-0 record; finished 13-1 in only season under direction of Coach Sam Waugh...lone loss was 23-19 decision to cross-town rival Nebraska Wesleyan.

1916-17 Won 12, Lost 10

(4-8 in Missouri Valley, 5th)
 (Sites and dates unavailable)
Coach: Dr. E.J. Stewart

	NU	Opp.
W	20	Simpson
W	42	Cotner
L	9	Grinnell
W	21	St. Joseph's
W	23	St. Thomas (Minn.)
W	15	Hamline
W	29	Brandeis (Omaha)
W	23	York College
W	27	Nebraska Wesleyan
L/H 2/9	16	Missouri
L/H 2/10	7	Missouri
L/A	13	Kansas State
L/A	10	Kansas State
W/A 2/16	21	Kansas
L/A 2/17	10	Kansas
L/A 2/22	7	Iowa State
L/A 2/23	17	Iowa State
W	23	Drake
W	26	Drake
L	15	Nebraska Wesleyan
L/H 3/9	22	Iowa State
W/H 3/10	24	Iowa State

Season Note: First season on sideline for Coach E.J. Stewart.

1917-18 Won 7, Lost 7

(4-5 in Missouri Valley, Fifth)
Home: 3-3 (1-1) **Away:** 4-4 (3-4)
Coach: Dr. E. J. Stewart

	NU	Opp.
L/H	14	Camp Funston
W/H	19	Fort Dodge
L/H	14	Fort Dodge
L/A	17	Washington (Mo.)
L/A 2/8	9	Missouri
L/A 2/9	8	Missouri
W/H 2/15	24	Kansas
L/H 2/16	25	Kansas
W/A	18	Nebraska Wesleyan
W/H	24	Nebraska Wesleyan



Grant Hall was the home of the Huskers from 1897 until the NU Coliseum opened in 1926.

W/A	Drake	32	10
W/A	Drake	21	14
W/A	Kansas State	31	23
L/A	Kansas State	16	26

Season Note: Eighth-straight .500 or better record.

1918-19 Won 10, Lost 6

(10-6 in Missouri Valley, 3rd)
Home: 6-3 (6-3) **Away:** 4-3 (4-3)
Coach: Dr. E.J. Stewart

	NU	Opp.
W/A 1/22	Drake	34 13
W/A 1/23	Grinnell	24 14
L/A 1/24	Grinnell	15 16
W/A 1/25	Drake	24 14
L/H 1/30	Drake	15 22
W/H 2/1	Drake	19 9
W/H 2/7	Washington (Mo.)	35 25
W/H 2/8	Washington (Mo.)	28 13
W/H 2/14	Missouri	28 26
W/H 2/15	Missouri	21 14
L/A 3/5	Kansas	17 31
W/A 3/6	Kansas	29 24
L/H 3/8	Kansas State	32 34
L/A 3/9	Kansas State	21 30
W/H 3/12	Grinnell	27 15
L/H 3/13	Grinnell	21 22

Season Notes: NU finished third in Missouri Valley Conference race...Carl Jackson was first-team all-conference pick, first for Huskers in six seasons...final season for Coach E.J. Stewart.

1919-20 Won 22, Lost 2

(No conference affiliation)
Home: 11-1 **Away:** 11-1
Coach: Paul Schlisser

	NU	Opp.
W/H 12/17	Morningside	37 14
W/H 12/18	Morningside	39 9
W/H 1/9	Omaha Athletic Club	51 10
W/H 1/10	Omaha Athletic Club	26 23
W/A 1/13	Hastings	47 9
W/A 1/14	Colorado College	32 19
L/A 1/15	Colorado College	23 25
W/A 1/16	Colorado	27 16
W/A 1/17	Colorado	24 17
W/H 1/23	South Dakota	41 12
W/H 1/24	South Dakota	33 12
L/H 2/5	Indiana	20 24
W/H 2/6	Indiana	38 18
W/H 2/13	Michigan State	43 26
W/H 2/14	Michigan State	39 20
W/A 2/20	Notre Dame	25 18
W/H 2/21	Notre Dame	31 15
W/A 2/24	Morningside	44 12
W/A 2/25	Morningside	50 13
W/A 2/26	Knox (OT)	31 24
W/A 2/27	Valparaiso	30 17
W/A 2/28	Valparaiso	35 20
W/H 3/5	Colorado College	23 9
W/H 3/6	Colorado College	33 12

Season Notes: Playing without a conference affiliation for first time since 1906-07 season, Nebraska finished with first 20-win season ever (22 victories)...fewest losses for NU since 1915-16 season...22 wins would stand as school record until 1990-91 campaign...first season on Husker sideline for Coach P.J. Schisser.

1920-21 Won 15, Lost 3

(9-1 in Missouri Valley, 2nd)
Home: 10-1 (6-0) **Away:** 5-2 (3-1)
Coach: Paul Schlisser

	NU	Opp.
W/A 1/1	Illinois	30 25
L/A 1/3	Illinois	24 26
W/A 1/4	Illinois Wesleyan	32 1
W/H 1/14	Grinnell	31 10
W/H 1/15	Grinnell	28 15



The Nebraska Coliseum served as the home of Nebraska basketball from 1926 until 1976.

W/H 1/21	South Dakota	39 13
W/H 1/31	Oklahoma	34 20
W/H 2/1	Oklahoma	28 15
L/A 2/9	Iowa State	30 38
W/A 2/10	Iowa State	32 23
W/A 2/11	Grinnell	31 16
W/A 2/12	Grinnell	29 22
W/H 2/18	Notre Dame	25 18
W/H 2/19	Notre Dame	39 21
L/H 2/25	Colgate	15 21
W/H 2/26	Colgate	24 15
W/H 3/4	Iowa State	33 16
W/H 3/5	Iowa State	37 11

Season Notes: Nebraska finished second in Missouri Valley Conference race with 9-1 mark...final season for coach Paul Schlisser.

1921-22 Won 8, Lost 9

(8-8 in Missouri Valley, Tie-4th)
Home: 4-4 (4-4) **Away:** 4-5 (4-4)
Coach: Owen A. Frank

	NU	Opp.
L/A 1/4	Wisconsin	14 27
W/H 1/7	Washington (Mo.)	31 23
W/A 1/9	Iowa State	21 14
L/H 1/13	Missouri	31 46
W/H 1/14	Grinnell	27 17
L/H 1/19	Kansas	15 25
L/A 1/27	Oklahoma	21 29
L/H 2/4	Iowa State	7 26
W/A 2/7	Grinnell	28 25
W/A 2/14	Kansas State	25 24
L/A 2/18	Drake	32 34
W/H 2/22	Oklahoma	39 34
L/A 2/24	Missouri	16 55
W/A 2/25	Washington (Mo.)	33 32
L/H 2/28	Drake	15 29
W/H 3/3	Kansas State	21 13
L/A 3/6	Kansas	18 41

Season Note: In first season under Coach Owen A. Frank, Nebraska finished 8-9 overall, 8-8 in Missouri Valley Conference.

1922-23 Won 6, Lost 12

(5-11 in Missouri Valley, 6th)
Home: 2-7 (1-7) **Away:** 4-5 (4-4)
Coach: Owen A. Frank

	NU	Opp.
L/A 1/5	Kansas	20 30
W/A 1/6	Kansas State	21 15
L/H	Drake	18 30
W/H	Oklahoma	25 19

L/H 1/22	Missouri	18 33
L/A 1/25	Drake	25 36
W/A 1/26	Iowa State	21 15
W/A 1/27	Grinnell	20 13
L/H	Grinnell	17 32
L/H 2/3	Iowa State	17 21
L/A	Oklahoma	25 31
L/H 2/12	Kansas	15 36
L/H	Kansas State	14 17
L/H	Washington (Mo.)	32 34
L/A 2/24	Missouri	22 39
W/A	Washington (Mo.)	24 22
W/H	Nebraska Wesleyan	24 22
L/A	Creighton	24 46

Season Note: Final season for Coach Owen A. Frank.

1923-24 Won 11, Lost 7

(10-6 in Missouri Valley, 3rd)
Home: 8-2 (7-2) **Away:** 3-5 (3-4)
Coach: W.E. Kline

	NU	Opp.
L/A	Kansas City A.C.	18 27
W/H 1/5	Missouri	24 18
W/H	Oklahoma	35 21
W/H	Kansas State	27 14
L/A 1/17	Kansas State	23 26
L/A 1/18	Kansas	18 19
L/A	Oklahoma	20 32
L/H 1/26	Kansas	10 13
W/H	Creighton	25 21
L/A	Drake	15 19
W/A	Grinnell	32 19
W/A 2/8	Missouri	31 11
W/A 2/9	Washington (Mo.)	32 18
W/H	Grinnell	32 18
W/H	Washington (Mo.)	38 17
W/A 2/27	Iowa State	18 16
W/H 3/3	Iowa State	27 14
L/H	Drake	12 25

Season Note: Nebraska finished 11-7 in Coach W.E. Kline's rookie season.

1924-25 Won 12, Lost 5

(11-5 in Missouri Valley, 2nd)
Home: 6-2 (6-2) **Away:** 6-3 (5-3)
Coach: W.E. Kline

	NU	Opp.
W/A 1/9	Kansas State	23 11
W/A 1/10	Oklahoma	23 18
W/H 1/17	Drake	20 8
L/H 1/31	Kansas	20 25

00-01 History

W/H	2/7	Oklahoma	31	17
W/H	2/9	Grinnell	35	27
W/H	2/13	Kansas State	32	20
L/A	2/17	Kansas	20	28
W/A	2/20	Washington (Mo.)	24	20
W/A	2/21	Missouri	25	20
W/H	2/24	Iowa State	37	17
W/H	2/27	Missouri	24	21
W/A	2/28	Creighton	15	11
L/A	3/2	Drake	10	18
L/A	3/3	Grinnell	21	36
W/A	3/4	Iowa State	28	13
L/H	3/5	Washington (Mo.)	16	36

Season Notes: In second and final season under Coach W.E. Kline, Huskers finished second to Kansas in Missouri Valley Conference race...Orr Goodson and Mutt Volz were first-team All-Conference picks, first time a Husker player had been so honored since 1918-19 season; first time two NU players landed spot on first unit since 1912-13.

1925-26 Won 8, Lost 10

(7-7 in Missouri Valley, 5th)
Home: 4-5 (4-3) **Away:** 4-5 (3-4)
Coach: Ernest Berg

			NU	Opp.
L/H	12/18	South Dakota	19	20
L/A	1/2	Kansas City A.C.	20	36
W/A	1/9	Creighton	20	15
W/H	1/16	Grinnell	24	14
W/H	1/23	Iowa State	18	13
W/A	1/30	Grinnell	39	18
W/A	2/1	Iowa State	27	12
W/A	2/2	Drake	23	21
L/H	2/6	Kansas	14	25
L/A	2/9	Kansas State	26	41
L/H	2/15	Creighton	11	15
L/H	2/16	Kansas State	21	28
L/H	2/19	Missouri	24	26
W/H	2/20	Washington (Mo.)	26	20
L/A	2/27	Kansas	17	30
W/H	3/1	Drake	22	21
L/A	3/5	Missouri	22	24
L/A	3/6	Washington (Mo.)	14	22

Season Notes: In only season under Coach Ernest Berg, Huskers finished 8-10...after playing in Grant Hall since 1897, NU dropped first-ever game in NU Coliseum to Kansas, 25-14.

1926-27 Won 12, Lost 6

(7-5 in MVC, 4th)
Home: 7-2 (4-2) **Away:** 5-4 (3-3)
Coach: Charles T. Black

			NU	Opp.
L/A		Hillyard's	20	36
L/A		Kansas State	23	34
W/A		Washington (Mo.)	37	20
W/A	1/15	Missouri	35	23
W/A	1/19	Kansas	27	24
L/H		Drake	34	35
W/H	1/29	Iowa State	35	19
W/A		Oklahoma	37	29
L/A		Oklahoma State	24	27
W/H		Grinnell	30	22
W/H		Kansas State	26	24
W/H		Missouri	27	22
W/H		Oklahoma	36	26
W/H		Washington (Mo.)	41	24
L/H	2/26	Kansas	25	34
W/H		Oklahoma State	35	25
L/A	3/3	Iowa State	24	26
W/A	3/4	Drake	46	32

Season Notes: In first season under Coach Charles T. Black, a former Kansas All-American, Huskers finished 12-6 and 7-5 in Missouri Valley, good for fourth place...Clark Smath earned first-team All-Missouri Valley Conference honors.

1927-28 Won 7, Lost 11

(7-11 in MVC, tie 7th)
Home: 5-4 (5-4) **Away:** 2-7 (2-7)
Coach: Charles T. Black

			NU	Opp.
L/A	12/16	Washington (Mo.)	27	28
L/A	12/17	Missouri	15	36
W/H	1/7	Missouri	36	26
L/H	1/9	Washington (Mo.)	19	30
L/A	1/14	Drake	28	32
L/H	1/21	Kansas State	24	29
W/H	1/28	Iowa State	37	26
L/H	2/4	Oklahoma State	21	32
W/A	2/9	Iowa State	32	26
W/A	2/10	Grinnell	35	22
W/H	2/14	Drake	34	27
L/A	2/17	Kansas	27	33
L/A	2/18	Kansas State	22	28
W/H	2/24	Kansas	32	28
L/H	2/25	Oklahoma	36	38
W/H	2/28	Grinnell	35	16
L/A	3/3	Oklahoma	28	43
L/A	3/5	Oklahoma State	43	47

Season Notes: Entire schedule was played against conference opponents...NU was 7-9 with two games left, but lost bid for .500 with losses at Oklahoma and Oklahoma State to end season.

1928-29 Won 11, Lost 5

(5-5 in Big Six, 3rd)
Home: 6-2 (3-2) **Away:** 5-3 (2-3)
Coach: Charles T. Black

			NU	Opp.
W/H	12/20	South Dakota	36	25
W/A	1/4	Colorado College	32	24
W/A	1/5	Colorado College	48	26
L/H	1/12	Missouri	25	30
W/H	1/15	South Dakota	46	28
W/H	1/19	Kansas	30	29
L/A	1/24	Kansas State	21	30
L/A	1/26	Oklahoma	20	29
W/H	2/2	Iowa State	45	39
W/A	2/7	Kansas	37	31
L/H	2/11	Oklahoma	34	39
W/H	2/16	Drake	37	24
L/A	2/22	Iowa State	33	37
W/A	2/23	Drake	33	26
W/A	2/25	Missouri	39	33
W/H	3/2	Kansas State	62	45

Season Notes: After being affiliated with the Missouri Valley Conference since 1907-08, Nebraska, Missouri, Kansas, Kansas State, Iowa State and Oklahoma formed the Big Six...second winning season in three years for Coach Charles T. Black.

1929-30 Won 9, Lost 9

(6-4 in Big Six, 3rd)
Home: 6-3 (3-2) **Away:** 3-6 (3-2)
Coach: Charles T. Black

			NU	Opp.
L/A	12/28	St. Louis	27	37
L/A	12/30	Butler	26	38
L/A	1/2	West Virginia	19	45
L/A	1/4	Pittsburgh	27	34
W/A	1/10	Kansas State	41	39
L/H	1/11	Montana State	30	61
W/H	1/14	South Dakota State	29	27
L/A	1/18	Missouri	21	27
W/H	1/20	Oklahoma	35	20
W/A	1/22	Iowa State	32	22
W/H	1/25	Iowa	41	26
L/H	2/1	Kansas State	42	46
W/A	2/8	Oklahoma	47	37
L/A	2/10	Kansas	20	27
W/H	2/12	St. Louis	45	43
W/H	2/15	Missouri	34	31
W/H	2/22	Iowa State	52	50
L/H	3/1	Kansas	35	36

Season Notes: Nebraska led Big Six in scoring at 34.9 points per game...Don Maclay was first-team All-Big Six center...NU finished two games back of league champion Missouri.

1930-31 Won 9, Lost 9

(6-4 in Big Six, 2nd)
Home: 5-4 (3-2) **Away:** 4-5 (3-2)
Coach: Charles T. Black

			NU	Opp.
W/A	12/13	South Dakota	18	17
L/H	12/19	Pittsburgh	22	23
L/A	12/27	Washington	38	41
L/A	12/29	Washington	24	27
L/A	12/30	Washington	32	38
L/H	1/5	Brigham Young	44	55
W/H	1/10	Missouri	42	32
W/A	1/17	Oklahoma	36	30
W/A	1/19	Kansas (OT)	31	30
W/H	1/24	Drake	30	25
W/H	1/31	Iowa State	31	19



Nebraska's 1936-37 team tied for the Big Six Conference title.

W/H	2/2	Butler	32	14
L/A	2/7	Missouri	20	33
W/A	2/9	Kansas State	37	31
L/H	2/14	Kansas	29	34
L/A	2/16	Iowa State	28	42
L/H	2/24	Kansas State	30	32
W/H	2/28	Oklahoma	41	30

Season Notes: Nebraska's second-place finish in Big Six race was its best since 1924-25 campaign...Huskers finished one game back of first-place Kansas...center Don Maclay earned All-America honors...Steve Hokuf earned first-team All-Big Six honors as a guard.

1931-32 Won 3, Lost 17

(2-8 in Big Six, 6th)
Home: 1-9 (1-4) **Away:** 2-8 (1-4)
Coach: Charles T. Black

			NU	Opp.
L/H	12/12	South Dakota	36	41
L/H	12/17	Brigham Young	27	31
L/A	12/19	Iowa	29	34
L/A	12/28	Wisconsin-Superior	34	36
L/A	12/29	Minnesota	24	32
L/H	1/4	Carleton	30	40
W/A	1/8	Iowa State	28	24
W/A	1/9	Drake	33	19
L/H	1/12	Kansas	31	34
L/A	1/16	Missouri	18	30
L/A	1/18	Kansas State	20	32
L/H	1/23	Oklahoma	34	37
L/H	2/1	Iowa State	32	33
W/H	2/6	Kansas State	32	26


L/H	2/10	St. Louis	28	31
L/A	2/13	Oklahoma	32	46
L/A	2/15	Kansas	19	51
L/H	2/26	Missouri	28	32
L/A	3/4	Creighton	18	47
L/H	3/7	Creighton	26	28

Season Notes: Three wins were fewest for Huskers since 1900-01 season...last year of Nebraska-Creighton series until 1977-78 campaign...final season for Coach Charles T. Black.

1932-33 Won 3, Lost 13

(2-8 in Big Six, tie 5th)
Home: 2-7 (1-4) **Away:** 2-7 (1-4)
Coach: William H. Browne

			NU	Opp.
L/H	12/16	Arkansas	24	41
L/A	12/22	Carleton	19	23
L/A	12/23	Minnesota	25	27
L/H	1/2	Minnesota	22	32
L/H	1/3	Stanford	17	21
L/A	1/6	Kansas	29	32
L/A	1/7	Missouri	33	37
W/H	1/14	Kansas State	31	25
L/H	1/30	Iowa State	25	30
L/H	2/4	Kansas	20	34
L/A	2/11	Oklahoma	35	39
L/A	2/13	Kansas State	30	36
W/H	2/18	South Dakota	34	25
L/H	2/25	Missouri	31	39
W/A	2/28	Iowa State	43	16
L/H	3/4	Oklahoma	27	38



Before becoming a star with the New York Yankees, Bob Cerv lettered for the Husker cagers in 1947-50. He is one of seven athletes in school history to earn eight or more monograms in a career.

Season Notes: Huskers dropped seven-straight and 11 of first 12 games, finished with three wins for second-consecutive season...debut for Coach William H. Browne...Steve Hokuf was first-team All-Big Six pick and earned All-America honors.

1933-34 Won 9, Lost 11

(5-5 in Big Six, 4th)
Home: 5-2 (4-1) **Away:** 2-9 (1-4)
Coach: William H. Browne

			NU	Opp.
L/A	12/20	Marquette	22	25
L/A	12/21	Northwestern	22	35
L/A	12/22	DePaul	13	33
L/A	12/29	North Dakota	22	50
W/A	12/30	North Dakota State	32	29
L/A	1/1	Minnesota	16	32
W/A	1/5	Iowa State (OT)	37	31
W/H	1/9	Kansas	24	21
L/A	1/13	Missouri	26	36
L/A	1/15	Kansas State	24	25
L/H	1/20	Wyoming	24	33
L/H	1/27	Oklahoma	36	44
W/H	2/3	Kansas State	38	31
W/H	2/9	Missouri	34	27
L/A	2/17	Oklahoma	23	53
L/A	2/19	Kansas	24	25
W/H	2/24	Iowa State	26	21
W/H	3/3	St. Louis	29	25

Season Note: Nebraska lost four straight to open the season, then went 7-7 over last 14 games.

1934-35 Won 6, Lost 12

(3-7 in Big Six, 5th)
Home: 6-4 (3-2) **Away:** 0-8 (0-5)
Coach: William H. Browne

			NU	Opp.
L/A	12/15	Wyoming	23	26
L/H	12/20	Iowa	24	31
W/H	12/22	North Dakota	34	21
W/H	12/29	Minnesota	26	24
L/H	1/2	Stanford	31	34
L/A	1/4	Millikin	35	36
L/A	1/5	St. Louis	28	30
W/H	1/12	Iowa State	32	31
L/A	1/19	Missouri	31	32
L/A	1/21	Kansas State	41	47
W/H	1/26	Denver	34	22
L/H	2/4	Missouri	21	23
L/A	2/9	Oklahoma	32	38
L/A	2/11	Kansas	21	32
L/H	2/15	Kansas	24	32
W/H	2/18	Oklahoma	32	24
L/A	2/23	Iowa State	14	22
W/H	3/2	Kansas State	28	21

Season Note: NU won Big Six opener, then dropped six-straight in conference play and finished with fourth-consecutive losing record.

1935-36 Won 13, Lost 8

(7-3 in Big Six, 2nd)
Home: 7-1 (4-1) **Away:** 6-7 (3-2)
Coach: William H. Browne

			NU	Opp.
W/H	12/17	Brigham Young	53	34
W/A	12/20	Minnesota	41	24
W/A	12/27	Wyoming	46	42
L/A	12/28	Brigham Young	39	46
W/A	12/30	Utah	48	47
L/A	1/3	Santa Clara	48	61
L/A	1/4	Stanford	39	42
L/A	1/7	Denver	35	45
W/H	1/10	Missouri	31	26
W/H	1/13	Wyoming	31	22
W/A	1/18	Oklahoma	40	33
L/A	1/20	Kansas	23	45
L/A	1/25	Iowa State (OT)	40	41
W/H	2/1	Kansas State	43	30
W/H	2/3	South Dakota	48	27
W/A	2/8	Missouri	43	33

00-01 History

W/A	2/10	Kansas State	40	32
W/H	2/15	Iowa State	49	20
W/H	2/24	Oklahoma	55	28
L/H	2/29	Kansas	36	43

Olympic Playoff

L/KC	3/12	Oklahoma State	19	36
------	------	----------------	----	----

Season Notes: George Wahlquist was first-team All-Big Six selection and earned All-America honors...NU finished second to Kansas in Big Six race, three-games back of 10-0 Jayhawks...13 wins were most for Huskers since school-record 22 victories in 1919-20.

1936-37 Won 13, Lost 7

(8-2 in Big Six, tie 1st)
Home: 7-1 (4-1) **Away:** 6-6 (4-1)
Coach: William H. Browne

	NU	Opp.		
W/A	12/11	South Dakota	31	33
W/H	12/19	Montana	53	39
W/H	12/21	Minnesota	29	24
W/H	12/22	Ohio State	32	23
L/A	12/26	Loyola (Ill.)	35	53
W/A	12/28	Western Reserve	41	35
L/A	12/29	Canisius	34	39
W/A	12/30	St. Thomas (Pa.)	42	41
L/A	1/1	Temple	27	43
L/A	1/2	George Washington	22	41
W/A	1/9	Missouri	31	22
W/H	1/16	Iowa State	45	33
L/H	1/18	Oklahoma	31	34
W/A	1/30	Kansas State	41	38
L/A	2/2	Kansas	22	27
W/A	2/12	Oklahoma	33	29
W/H	2/15	Kansas State	40	37
W/H	2/19	Missouri	50	21
W/H	2/27	Kansas	37	32
W/A	3/3	Iowa State	48	31

Season Notes: Nebraska closed season with five-straight wins; earned share of Big Six title for first time since 1915-16...Robert Parsons was first-team All-Big Six pick and earned All-America honors...NU had consecutive double-digit win total for first time since 1923-24 and 1924-25 seasons.

1937-38 Won 9, Lost 11

(4-6 in Big Six, tie 3rd)
Home: 7-3 (3-2) **Away:** 2-8 (1-4)
Coach: William H. Browne

	NU	Opp.		
L/A	12/11	Ohio State	31	42
W/H	12/17	South Dakota	44	28
L/A	12/20	Minnesota	28	33
L/A	12/23	Indiana	42	43
L/A	12/28	Detroit	33	34
L/A	12/30	Bradley	30	50
W/A	1/1	Niagara	43	37
W/H	1/7	California	38	32
W/H	1/10	Colorado	29	18
L/H	1/14	Missouri	18	27
W/H	1/22	Kansas State	46	32
W/A	1/29	Iowa State	35	32
L/A	2/2	Kansas	33	48
L/A	2/5	Oklahoma	48	50
W/H	2/9	Oklahoma	52	42
L/A	2/12	Missouri	30	38
W/H	2/14	Iowa State	50	23
W/H	2/19	Loyola (Ill.)	39	38
L/A	2/21	Kansas State	29	41
L/H	2/26	Kansas	47	50

Season Note: Robert Parsons was first-team All-Big Six pick for second-straight season.

1938-39 Won 7, Lost 13
 (3-7 in Big Six, 5th)
Home: 5-5 (3-2) **Away:** 2-8 (0-5)
Coach: William H. Browne

	NU	Opp.		
W/H	12/10	South Dakota	44	30
L/H	12/17	Bradley	24	39
L/H	12/21	Minnesota	37	66
W/H	12/23	Wyoming	38	30
W/A	12/26	California	46	43
L/A	12/27	California	30	58
W/A	12/29	UCLA	35	30
L/A	12/30	UCLA	40	42
L/A	1/3	Stanford	47	56
W/H	1/14	Kansas	48	37

W/H	2/13	Kansas State	61	28
L/A	2/17	Iowa State	33	40
L/H	2/24	Kansas	41	48

Season Notes: Nebraska dropped eight of last nine games to spoil Coach W.H. Browne's final season...Huskers dropped 10-point decision to eventual national champion Indiana at Lincoln in second game of season.

1940-41 Won 8, Lost 10

(6-4 in Big Six, 3rd)
Home: 5-4 (3-2) **Away:** 3-6 (3-2)
Coach: A.J. Lewandowski

	NU	Opp.		
L/A	12/6	South Dakota	39	40



Coach Harry Good guided Nebraska to a share of the 1949 and 1950 Big Seven Conference titles.

	NU	Opp.		
L/A	1/17	Kansas State	38	43
L/A	1/21	Missouri	41	54
L/A	1/28	Oklahoma	39	56
W/H	1/30	Iowa State	51	44
W/H	2/8	Kansas State	42	34
L/A	2/14	Kansas	46	49
L/H	2/18	Missouri	36	46
L/H	2/24	DePaul	33	37
L/A	2/27	Iowa State	28	41
L/H	3/4	Oklahoma	45	53

Season Notes: NU ended season with five-straight losses; recorded second consecutive losing season...Oklahoma, a team that swept the Huskers, represented Big Six in first NCAA Tournament.

1939-40 Won 6, Lost 12

(2-8 in Big Six, tie 4th)
Home: 5-6 (2-3) **Away:** 1-6 (0-5)
Coach: William H. Browne

	NU	Opp.		
W/H	12/9	South Dakota	39	15
L/H	12/15	Indiana	39	49
W/H	12/20	Stanford	48	47
L/A	12/23	Minnesota	37	61
L/H	12/27	Utah	40	63
W/A	12/30	Wisconsin	53	43
L/H	1/2	Detroit	46	47
W/H	1/6	California	46	32
W/H	1/8	Iowa State	44	28
L/A	1/13	Missouri	33	46
L/A	1/19	Kansas State	25	32
L/A	1/23	Kansas	24	40
L/H	1/27	Oklahoma	41	56
L/H	2/3	Missouri	40	41
L/A	2/9	Oklahoma	28	45

W/H	12/14	Marquette	35	20
W/H	12/18	Kentucky	40	39
L/H	12/21	Minnesota	36	43
L/A	12/26	California	24	30
L/A	12/27	Stanford	46	57
L/A	12/30	Oregon State	38	61
L/H	1/4	Wisconsin	31	46
W/H	1/7	Kansas State	33	23
L/H	1/10	Oklahoma	29	40
L/A	1/17	Kansas State	32	35
W/H	1/20	Missouri	40	29
W/A	1/25	Iowa State	38	35
W/H	2/1	Iowa State	41	36
L/A	2/10	Kansas	38	44
W/A	2/15	Missouri	38	36
W/A	2/22	Oklahoma	43	42
L/H	3/1	Kansas	53	55

Season Notes: Two-point loss to Kansas in season finale kept Nebraska from .500 record for first time since 1936-37 season...Sid Held and Don Fritz earned first-team All-Big Six honors...first season of five-year tenure for Coach A.J. Lewandowski...for second-straight year, NU lost game to eventual national champion (Wisconsin) in non-league play.

1941-42 Won 6, Lost 13

(4-6 in Big Six, 4th)
Home: 4-4 (3-2) **Away:** 2-9 (1-4)
Coach: A.J. Lewandowski

	NU	Opp.		
W/H	12/12	South Dakota	48	28
L/A	12/15	Indiana	29	56
L/A	12/16	Kentucky	27	42
L/H	12/20	UCLA	36	42

L/H	12/22	Oregon	42	49
L/A	12/27	Minnesota	32	56
L/A	12/29	Detroit	29	33
W/A	12/30	Iowa	41	34
W/H	1/6	Kansas State	44	38
W/H	1/12	Missouri	51	45
L/A	1/17	Kansas	32	51
L/H	1/24	Great Lakes	40	50
L/A	1/31	Iowa State	33	39
L/A	2/2	Kansas State	35	38
W/H	2/7	Iowa State	39	31
L/A	2/14	Kansas	30	58
L/A	2/16	Oklahoma	29	37
L/H	2/21	Oklahoma	41	46
W/A	2/28	Missouri	41	40

Season Note: After 2-0 Big Six start, NU lost four straight and seven of last nine games to finish with sub-.500 record for fifth-straight season.

1942-43 Won 6, Lost 10

(5-5 in Big Six, tie 3rd)
Home: 4-4 (3-2) **Away:** 2-6 (2-3)
Coach: A.J. Lewandowski

			NU	Opp.
L/A	12/7	South Dakota	30	40
L/A	12/12	Illinois	27	69
W/H	12/19	Iowa	52	43
L/H	12/30	Indiana	39	40
W/A	1/5	Kansas State	41	32
W/A	1/16	Missouri	39	36
L/A	1/18	Iowa State	38	50
L/H	1/21	Gardner Naval	37	52
L/H	1/30	Oklahoma	32	56
L/KC	2/6	Gardner Naval	37	43
L/H	2/13	Kansas	24	56
W/H	2/17	Kansas State (OT)	50	47
W/H	2/20	Missouri	56	50
L/A	2/23	Kansas	33	52
W/H	2/27	Iowa State	51	36
L/A	3/1	Oklahoma	48	65

Season Note: Five-straight mid-season losses stood between NU and its first winning season since 1936-37.

1943-44 Won 2, Lost 13

(1-9 in Big Six, tie 5th)
Home: 2-5 (1-4) **Away:** 0-8 (0-5)
Coach: A.J. Lewandowski

			NU	Opp.
L/A	12/10	Iowa	33	50
L/A	12/11	DePaul	15	55
L/A	12/13	Minnesota	21	40
W/H	12/18	South Dakota	41	31
L/A	1/8	Iowa State	24	56
L/A	1/15	Kansas	27	51
L/A	1/17	Oklahoma	35	45
L/H	1/22	Minnesota	32	45
W/H	2/1	Kansas State	54	47
L/H	2/5	Missouri (OT)	32	36
L/A	2/12	Missouri	29	44
L/A	2/14	Iowa State	35	58
L/H	2/19	Kansas	47	56
L/H	2/26	Oklahoma	32	43
L/A	2/29	Kansas State	37	40

Season Notes: Fewest wins in season for Huskers since 1897-98 campaign...Nebraska failed to win road game for first time in eight years.

1944-45 Won 2, Lost 17

(1-9 in Big Six, 6th)
Home: 2-7 (1-4) **Away:** 0-10 (0-5)
Coach: A.J. Lewandowski

			NU	Opp.
L/H	12/16	Iowa	45	61
L/H	12/22	Minnesota	54	55
L/KC	12/23	Kansas State	46	49
W/H	12/27	Pentathlon	54	40
L/A	12/29	Illinois	39	71
L/A	12/30	Indiana	42	65
L/H	1/3	Oklahoma	37	44

L/A	1/8	Iowa State	38	50
L/A	1/12	Kansas	33	48
L/A	1/13	Oklahoma*	45	48
L/A	1/15	NATTC**	34	57
L/A	1/20	Kansas State	48	70
L/H	1/30	Navy Pre-Flight	42	62
L/H	2/3	Missouri	41	47
W/H	2/10	Kansas	59	45
L/A	2/17	Missouri (2OT)	54	55
L/A	2/19	Iowa State	45	47
L/A	2/20	Navy Pre-Flight***	41	55
L/H	2/24	Kansas State	47	55

*at Oklahoma City, Okla.
 **at Norman, Okla.
 ***at Iowa City, Iowa

Season Notes: Final season for Coach A.J. Lewandowski...Huskers lost 10 straight from Dec. 27 through Feb. 3, ended streak with 14-point homecourt win over Kansas, then lost final four games of season.

1945-46 Won 7, Lost 13

(3-7 in Big Six, tie 4th)
Home: 5-4 (2-3) **Away:** 2-9 (1-4)
Coach: L.F. Klein

			NU	Opp.
L/A	12/8	Minnesota	30	55
W/H	12/11	South Dakota	52	29
L/KC	12/14	Missouri	54	63
W/KC	12/15	Kansas State	62	47
L/A	12/17	Iowa	35	61
L/H	12/20	Illinois	51	62
W/H	12/28	Oregon State	48	40
L/A	12/29	Bradley	33	53
L/A	12/31	Marquette	36	49
W/H	1/2	Kansas State	44	37
L/A	1/7	Oklahoma	48	70
L/H	1/11	Kansas	45	56
L/A	1/14	Iowa State	39	57
W/A	1/18	Missouri	44	42
W/H	2/1	South Dakota State	52	50
L/H	2/8	Iowa State	45	57
L/H	2/11	Oklahoma	44	51
L/A	2/15	Kansas	30	72
W/H	2/25	Missouri	42	39
L/A	2/28	Kansas State	49	54

Season Note: L.F. Klein replaced A.J. Lewandowski as NU head coach, guided Huskers to 7-13 record in only season on bench.

1946-47 Won 10, Lost 14

(3-7 in Big Six, tie 5th)
Home: 7-4 (3-2) **Away:** 3-10 (0-5)
Coach: Harry Good

			NU	Opp.
W/H	12/4	South Dakota	68	37
W/H	12/7	Ottumwa Navy	65	45
W/H	12/9	Drake	48	44

Big Six Holiday Tournament

L/KC	12/12	Arkansas	46	57
W/KC	12/13	Iowa State	54	51
L/KC	12/14	Oklahoma	52	63
L/H	12/17	St. Mary's (Calif.)	54	58
L/H	12/23	Minnesota	58	66
L/A	12/28	Illinois	37	72
L/A	12/30	Louisville	53	68
L/A	12/31	Western Kentucky	56	74
L/A	1/4	Kansas State	54	63
W/H	1/6	Oklahoma	44	41
W/H	1/14	Kansas	48	46
L/A	1/18	Missouri	41	47
L/A	1/20	Iowa State	44	61
W/A	1/31	Drake	65	44
W/A	2/1	Ottumwa Navy	72	53
W/H	2/4	South Dakota State	53	34
L/H	2/10	Iowa State	54	56
L/A	2/15	Kansas	37	69
L/A	2/17	Oklahoma	49	63
L/H	2/22	Missouri	49	60
W/H	2/27	Kansas State	54	50

Season Notes: NU was 9-10 with four games to go, but lost four of last five games to end 10-14...Harry Good became the Husker head coach after several successful seasons at the University of Indiana...first year of league-sponsored Holiday Tournament at Kansas City, Mo., an event that lasted through 1978-79 season.



NU's 1949-50 team tied Kansas and Kansas State for the Big Seven title with an 8-4 record.

00-01 History

1947-48 Won 11, Lost 13

(5-7 in Big Seven, 5th)
Home: 6-4 (3-3) **Away:** 5-9 (2-4)
Coach: Harry Good

		NU	Opp.
L/H	12/8	Purdue	56 60
L/A	12/13	Minnesota	59 63
W/H	12/16	South Dakota	65 38

Big Seven Holiday Tournament

W/KC	12/18	Missouri	46 44
L/KC	12/19	Oklahoma	46 47
L/KC	12/20	Kansas (OT)	60 64
W/H	12/23	Colorado State	67 47
W/A	12/27	Stanford*	51 47
L/A	12/29	San Jose State	38 39
L/A	12/30	Nevada-Reno	58 63
W/A	1/2	Northern Colorado	58 54
L/A	1/6	Iowa State	44 55
L/H	1/12	Missouri	54 66
W/A	1/17	Colorado	59 55
L/H	1/31	Kansas State	45 64
W/H	2/3	South Dakota State	66 56
L/A	2/7	Kansas	61 57
L/A	2/9	Oklahoma	57 79
L/A	2/14	Missouri	41 47
W/H	2/21	Iowa State	62 57
W/H	2/25	Colorado	58 53
L/A	2/27	Kansas State	49 56
L/H	3/1	Oklahoma	74 81
W/H	3/6	Kansas	70 64

*San Francisco, Calif.

Season Notes: Claude Retherford led team in scoring, tallied school single-season record 244 points...Huskers were 10-11 going into final three games of season and had shot at first winning season since 1935-36, but dropped two of those games for 11th-straight losing season...Colorado joined Big Six and the league changed its name to the Big Seven...NU led Big Seven in scoring at 55.9 points per game for all games.

1948-49 Won 16, Lost 10

(9-3 in Big Seven, tie 1st)
Home: 9-2 (5-1) **Away:** 7-8 (4-2)
Coach: Harry Good

		NU	Opp.
W/H	12/1	Northwest Missouri State	59 39
L/H	12/6	Minnesota	52 61
W/H	12/11	Northern Iowa	63 52
L/A	12/17	Purdue	47 64
L/A	12/18	Cincinnati	46 64
L/A	12/20	Duquesne	49 55
W/A	12/21	Western Reserve	83 80

Big Seven Holiday Tournament

L/KC	12/28	Kansas State	34 48
L/KC	12/29	Missouri	50 52
W/KC	12/30	Harvard	56 54
W/H	1/8	Kansas	52 34
W/H	1/11	Washington (Mo.)	48 45
W/H	1/15	Iowa State	71 50
W/H	1/29	South Dakota	72 50
W/H	1/31	Kansas State	70 48
W/H	2/5	Colorado	45 43
W/A	2/12	Kansas	49 39
L/A	2/14	Oklahoma	45 47
W/A	2/19	Iowa State	44 41
W/H	2/21	Missouri	47 46
W/A	2/26	Colorado	56 45
L/A	3/1	Kansas State	28 53
L/H	3/5	Oklahoma	49 56
W/A	3/7	Missouri	52 48

Big Seven Playoff

W/KC	3/14	Oklahoma	57 56
------	------	----------	-------

NCAA District Tournament

L/KC	3/16	Oklahoma State (2)	35 52
------	------	--------------------	-------

Season Notes: Cornhuskers tied Oklahoma for first-place in league, beat Sooners in league playoff for spot in NCAA District Tournament...first NU title on hardwood since 1936-37 season...Claude Retherford led team in scoring for third-straight year, finished with then-school single-season record 311 points...Retherford was first-

team All-Big Seven pick, led conference in scoring for league games only at 12.4 points per game and was conference MVP...Bus Whitehead also earned first-team all-conference honors...for second-straight year, NU led league in scoring with 52.3 average.

1949-50 Won 16, Lost 7

(8-4 in Big Seven, tie 1st)
Home: 12-1 (5-1) **Away:** 4-6 (3-3)
Coach: Harry Good

		NU	Opp.
W/H	12/3	South Dakota State	61 32
W/H	12/7	Northwest Missouri St.	58 39
L/A	12/12	Bradley (1)	54 64
W/H	12/14	Northern Iowa	60 54
W/H	12/17	Baylor	69 55
W/H	12/19	Colorado State	63 43
W/H	12/23	Idaho	66 45

Big Seven Holiday Tournament

L/KC	12/28	Colorado	57 67
L/KC	12/29	Michigan	65 67
W/KC	12/30	Iowa State (OT)	85 67
W/H	1/2	South Dakota	47 40
W/H	1/10	Kansas	57 56
W/H	1/14	Iowa State	64 46
L/A	1/16	Colorado	59 72
W/H	1/30	Kansas State (OT-12)	65 63
W/H	2/6	Missouri	50 41
L/A	2/11	Kansas	36 49
W/A	2/13	Oklahoma	57 55
W/H	2/18	Colorado	59 49
W/A	2/20	Missouri	55 48
W/A	2/25	Iowa State (OT)	56 54
L/H	3/4	Oklahoma	48 64
L/A	3/11	Kansas State (14)	60 63

Season Notes: Nebraska tied Kansas and Kansas State for Big Seven title; second-straight year Huskers earned share of conference crown...NU went into final regular-season game with chance to win crown outright, but dropped three-point decision at Kansas State, forced to settle for tie with Jayhawks and Wildcats...Huskers finished seventh in Big Seven Holiday tourney, but opened league play 4-1, then after 13-point loss at Kansas, rebounded to win four straight before losing back-to-back games to end season...Bus Whitehead was first-team All-Big Seven performer, led Cornhuskers in scoring and tallied school single-season record 360 points...NU made first-ever appearance in AP poll at No. 16 the week of Feb. 28.

1950-51 Won 9, Lost 14

(4-8 in Big Seven, 5th)
Home: 7-2 (4-2) **Away:** 2-12 (0-6)
Coach: Harry Good

		NU	Opp.
L/A	12/2	Minnesota	41 55
W/H	12/4	Northwest Missouri St.	61 39
L/A	12/8	Washington	49 54
L/A	12/9	Washington	53 71
L/A	12/11	California*	59 62
W/A	12/12	Santa Clara	53 38
W/H	12/19	Northern Iowa	63 55

Big Seven Holiday Tournament

W/KC	12/28	Missouri (9)	54 52
L/KC	12/29	Kansas State	53 72
L/KC	12/30	Kansas (10)	47 63
W/H	1/3	South Dakota	74 49
L/A	1/6	Kansas (20)	41 66
W/H	1/8	Iowa State	51 49
L/A	1/15	Colorado	45 51
L/A	2/2	Iowa State	51 67
L/H	2/5	Kansas State (4)	50 79
L/H	2/10	Kansas (20)	52 61
L/A	2/12	Oklahoma	49 72
W/H	2/19	Missouri	54 52
W/H	2/24	Colorado	58 45
L/A	2/26	Kansas State (5)	48 74
W/H	3/3	Oklahoma	46 44
L/A	3/7	Missouri	57 68

*San Francisco, Calif.

Season Notes: After a 1-1 start in Big Seven play, the Huskers lost five straight, before winning three of last five league games to finish 4-8...Bob Pierce averaged team-high 16.7 points, broke NU single-season scoring mark with 384-point season...Jim Buchanan was only other player in double digits (12.9).

1951-52 Won 7, Lost 17

(3-9 in Big Seven, 7th)
Home: 7-4 (3-3) **Away:** 0-13 (0-6)
Coach: Harry Good

		NU	Opp.
W/H	12/1	Northern Iowa	60 44
L/H	12/8	Minnesota	55 63
W/H	12/11	Northwest Missouri St.	59 43
W/H	12/15	Fresno State	72 48
L/A	12/19	Southern Methodist	55 61
L/A	12/20	Texas Christian (OT)	57 58
L/A	12/21	Tampa	76 81
L/A	12/22	Miami (Fla.)	60 70

Big Seven Holiday Tournament

L/KC	12/27	Kansas State (8)	67 87
L/KC	12/28	Colorado	63 68
L/KC	12/29	Iowa State	66 75
W/H	1/5	Colorado	63 61
L/A	1/12	Kansas State (7)	36 71
L/H	1/14	Kansas (1)	66 69
W/H	1/26	South Dakota	82 59
L/A	1/28	Iowa State	72 78
L/H	2/2	Missouri	55 60
W/H	2/9	Oklahoma	67 66
L/A	2/11	Colorado	65 67
L/A	2/16	Kansas (9)	52 90
L/A	2/18	Oklahoma	59 65
W/H	2/25	Iowa State	75 53
L/H	3/1	Kansas State (3)	60 75
L/A	3/3	Missouri	53 68

Season Notes: Huskers posted second-straight losing record and finished last in league for first time since 1944-45 campaign...guard Jim Buchanan earned All-America honors and was first-team All-Big Seven pick...Buchanan led Huskers in scoring with 16.7 average.

1952-53 Won 9, Lost 11


(4-8 in Big Seven, 6th)
Home: 5-4 (2-4) **Away:** 4-7 (2-4)
Coach: Harry Good

		NU	Opp.
W/H	12/6	South Dakota	65 53
L/A	12/13	Minnesota	62 71
W/H	12/17	Springfield	82 73
W/A	12/20	Bradley	73 65

Big Seven Holiday Tournament

L/KC	12/27	Kansas	66 73
W/KC	12/29	Iowa State	83 79
L/KC	12/30	Colorado	53 67
W/H	1/3	Harvard	92 53
W/A	1/5	Colorado	80 65
L/H	1/12	Kansas	59 65
L/H	1/17	Iowa State	60 78
W/H	1/19	Missouri	73 62
W/H	2/7	Kansas State (5)	80 67
L/H	2/9	Colorado	78 86
L/A	2/14	Kansas (14)	58 77
W/A	2/16	Oklahoma	59 53
L/A	2/21	Missouri	59 66
L/H	2/28	Oklahoma	70 78
L/A	3/2	Iowa State	66 93
L/A	3/10	Kansas State (8)	80 108

Season Notes: Huskers were 8-5 at one point, but lost six of final seven games to post third-straight losing season...Bill Johnson led team in both scoring (13.9) and rebounding (9.4).



Herschell Turner (left) earned All-Big Eight honors for Coach Jerry Bush.

1953-54 Won 8, Lost 13

(5-7 in Big Seven, tie 4th)
Home: 6-3 (4-2) **Away:** 2-10 (1-5)
Coach: Harry Good

	NU	Opp.
L/A 12/5 Minnesota	64	75
W/H 12/12 Iowa	81	70
W/H 12/15 South Dakota	70	53
L/A 12/19 Oregon State (11)	55	83
L/A 12/21 Oregon	68	84
L/A 12/22 Oregon	72	74
Big Seven Holiday Tournament		
W/KC 12/26 Kansas State	78	74
L/KC 12/29 Oklahoma	70	86
L/KC 12/30 Missouri	57	72
W/A 1/4 Iowa State	74	60
W/H 1/9 Oklahoma	76	72
W/H 1/11 Kansas State	88	75
W/H 1/18 Missouri	80	72
L/A 2/6 Kansas State	70	91
L/H 2/8 Colorado	67	75
L/A 2/13 Kansas (20)	68	79
L/A 2/15 Oklahoma	68	76
L/A 2/20 Colorado	58	83
L/H 2/22 Kansas (17)	62	67
W/H 2/27 Iowa State	78	65
L/A 3/1 Missouri	67	82

Season Notes: Huskers got off to 3-6 start, opened Big Seven play with four-straight wins, but lost six-straight and seven of their final eight games to finish 8-13...Bill Johnson led team in both scoring (18.2) and rebounding (11.2) for second-straight season...Johnson's scoring average stood as NU record for 13 seasons...Johnson grabbed NU single-game record 26 rebounds in Jan. 4 game at Iowa State.

1954-55 Won 9, Lost 12

(6-6 in Big Seven, tie 3rd)
Home: 7-1 (5-1) **Away:** 2-11 (1-5)
Coach: Jerry Bush

	NU	Opp.
L/A 12/6 Iowa (4)	61	84
W/H 12/11 South Dakota	87	51
W/A 12/18 Bradley	93	68
L/A 12/20 Alabama (19)	76	88
L/A 12/22 Memphis State	79	86
Big Seven Holiday Tournament		
L/KC 12/27 Missouri (7)	58	75
L/KC 12/29 Colorado	47	89
L/KC 12/30 Kansas (16)	66	69
W/H 1/4 Iowa State	76	63
L/A 1/8 Missouri (9)	59	67
W/H 1/11 Kansas State	69	59
W/H 1/15 Kansas	66	62
W/H 1/21 Northwest Missouri St.	74	54
L/A 2/5 Kansas State	62	79
W/H 2/7 Colorado	84	77
W/H 2/12 Oklahoma	75	67
L/H 2/14 Missouri (14)	73	76
W/A 2/19 Kansas	68	55
L/A 2/21 Oklahoma	76	78
L/A 2/26 Iowa State	75	82
L/A 3/5 Colorado	66	77

Season Notes: Under the direction of first-year mentor Jerry Bush, the Huskers finished 9-12...Bush, who replaced Harry Good as NU's coach, came to Lincoln after posting a 129-59 record in seven years at Toledo...Huskers were 9-9 after 18 games, but lost last three games to record school's fifth-straight losing season...Willard Fagler led team in scoring with 13.6 average, while Rex Ekwall averaged team-high 11.5 rebounds per game.

1955-56 Won 7, Lost 16

(3-9 in Big Seven, 6th)
Home: 5-5 (2-4) **Away:** 2-11 (1-5)
Coach: Jerry Bush

	NU	Opp.
L/A 12/3 Iowa	51	60
W/H 12/9 Texas Tech (OT)	69	63
L/A 12/10 Michigan	71	77
L/A 12/12 Wichita State	46	71
W/H 12/16 UCLA	71	65
L/A 12/19 Wisconsin	52	71
L/H 12/21 Vanderbilt (8)	48	66
Big Seven Holiday Tournament		
L/KC 12/28 Missouri	66	71
W/KC 12/29 Cornell (N.Y.)	70	69
L/KC 12/30 Kansas State	51	79
L/A 1/7 Colorado	63	78
W/H 1/16 Missouri	83	77
L/H 1/21 Colorado	50	77
W/H 2/4 Emporia State	72	59
L/H 2/6 Kansas State	52	66
L/A 2/11 Kansas	56	80
W/A 2/13 Oklahoma (OT)	68	61
L/H 2/18 Iowa State (OT)	69	71
L/A 2/20 Kansas State	50	73
L/H 2/25 Kansas	56	60
W/H 3/3 Oklahoma (OT)	64	63
L/A 3/5 Missouri	80	88
L/A 3/9 Iowa State	74	94

Season Notes: Biggest win of season was 71-65 homecourt decision over eventual Pac-8 Conference champion UCLA, the only time an NU team beat a John Wooden-coached Bruins squad...three of NU's seven wins were in overtime...Rex Ekwall led NU in both scoring (14.9) and rebounding (10.7).

1956-57 Won 11, Lost 12

(5-7 in Big Seven, tie 4th)
Home: 7-2 (4-2) **Away:** 4-10 (1-5)
Coach: Jerry Bush

	NU	Opp.
L/A 11/30 UCLA	56	69
L/A 12/1 UCLA	60	78
W/H 12/3 Iowa	67	43
W/H 12/8 Michigan	73	60
W/H 12/10 Wisconsin	53	51
W/H 12/17 Purdue	65	62
W/A 12/20 Texas Tech	67	66
L/A 12/22 Vanderbilt	54	78
Big Seven Holiday Tournament		
L/KC 12/27 Michigan State	65	79
W/KC 12/28 Missouri	70	65
L/KC 12/29 Iowa State (14)	69	89
W/H 1/7 Colorado	74	52
L/A 1/12 Colorado	56	60
W/A 1/19 Missouri	84	65
L/A 2/4 Kansas State	53	89
L/H 2/9 Kansas (2)	54	69
W/A 2/11 Missouri	53	49
L/A 2/16 Iowa State (9)	47	59
L/H 2/18 Kansas State (17)	56	81
L/A 2/23 Kansas (2)	60	87
L/A 2/25 Oklahoma	53	55
W/H 3/6 Oklahoma	64	55
W/H 3/9 Iowa State (17)	67	58

Season Notes: After 0-2 start, Huskers won five-straight games, with four of those victories against Big Ten institutions...NU was 8-6 after Jan. 19 win over Missouri, but dropped five of its next seven games to ensure seventh-straight losing season...Rex Ekwall led team in both scoring (13.3) and rebounding (9.3).

1957-58 Won 10, Lost 13

(5-7 in Big Seven, tie 4th)
Home: 9-2 (5-1) **Away:** 1-11 (0-6)
Coach: Jerry Bush

	NU	Opp.
W/H 12/2	South Dakota State	64 52
W/H 12/5	Wyoming	77 66
L/A 12/7	Michigan	57 81
L/A 12/9	Notre Dame (15)	56 69
L/H 12/14	Purdue	61 70
W/H 12/16	Denver	68 63
W/H 12/19	Ohio	61 53
L/A 12/21	Marquette	64 79

Big Seven Holiday Tournament

W/KC 12/27	Princeton	74 64
L/KC 12/28	Kansas State (3)	57 88
L/KC 12/30	Iowa State (20)	51 61
L/A 1/6	Missouri	54 55
L/A 1/11	Kansas State (4)	59 74
W/H 1/13	Oklahoma (14)	57 54
L/H 1/18	Iowa State	52 57
L/A 2/1	Iowa State	63 78
L/A 2/8	Kansas (2)	46 102
L/A 2/10	Oklahoma (20)	39 66
W/H 2/12	Missouri (OT)	67 62
W/H 2/17	Colorado	50 41
W/H 2/22	Kansas (4)	43 41
W/H 3/3	Kansas State (1)	55 48
L/A 3/8	Colorado	52 54

Season Notes: After splitting its first eight games, NU lost eight of its next nine games before winning four of final five games...two of the school's most-memorable wins came late in season...Kansas handed NU its worst loss ever, 102-46, at Lawrence, but Huskers avenged loss by knocking off fourth-ranked Jayhawks in Lincoln, 43-41...NU guard Jimmy Kubacki hit a 15-foot jumper with two seconds left to give the Huskers the win over the Wilt Chamberlain-led Jayhawks...nine days later, the Huskers shocked No. 4 Kansas State and Omaha native Bob Boozer...K-State went into March 3 game ranked fourth in AP poll, but was No. 1 when the new poll was released on March 4...Wilson Fitzpatrick and Gary Reimers both averaged a team-best 11.5 points per game, while Herschell Turner led team in rebounding with an 8.2 average.

1958-59 Won 12, Lost 13

(5-9 in Big Eight, tie 5th)
Home: 9-3 (4-3) **Away:** 3-10 (1-6)
Coach: Jerry Bush

	NU	Opp.
W/H 12/1	Northwest Missouri St.	85 44
W/H 12/6	Montana State	75 43
W/H 12/8	Marquette (17)	62 60
L/A 12/13	Minnesota	57 78
W/H 12/15	Texas Tech	54 46
L/A 12/18	Bradley (11)	48 85
L/A 12/20	Michigan State (11)	55 80

Big Eight Holiday Tournament

W/KC 12/27	Oklahoma State	55 48
L/KC 12/29	Colorado	50 54
W/KC 12/30	Oklahoma	60 43
L/A 1/5	Colorado	50 57
W/H 1/10	Oklahoma State	47 44
W/H 1/12	Missouri	81 69
W/H 1/17	Iowa State	52 49
W/H 1/31	Detroit	91 77
L/H 2/2	Kansas State (3)	43 50
L/A 2/7	Oklahoma State	39 54
L/A 2/9	Oklahoma	48 54
L/H 2/14	Kansas	55 63
L/A 2/21	Kansas	50 66
W/H 2/23	Colorado	62 61
L/A 2/28	Iowa State	56 59
W/A 3/2	Missouri	81 79
L/H 3/5	Oklahoma	54 65
L/A 3/9	Kansas State (2)	54 76

Season Notes: NU finished with best record in nine-year tenure of Coach Jerry Bush...NU was 12-11 heading into final two games, and needed one win to secure first

winning season since 1949-50, but it dropped both games to finish 12-13...Herschell Turner led team in scoring (17.1) and rebounding (9.8)...Turner was first-team All-Big Eight pick by United Press International...Turner's scoring average was best for NU player since Bill Johnson's 18.2 mark in 1953-54...Oklahoma State's addition to the league made the Big Seven the Big Eight.

1959-60 Won 7, Lost 17

(4-10 in Big Eight, tie 7th)
Home: 6-5 (4-3) **Away:** 1-12 (0-7)
Coach: Jerry Bush

	NU	Opp.
W/H 12/5	Air Force	68 54
W/H 12/7	Minnesota	76 66
L/H 12/14	Notre Dame	62 70
L/H 12/17	Michigan State (20T)	80 82
L/A 12/19	Oregon State	60 63
L/N* 12/21	Oregon State	65 67
L/A 12/23	Montana State	58 64

Big Eight Holiday Tournament

L/KC 12/26	Colorado	55 64
L/KC 12/29	Kansas State	63 71
W/KC 12/30	Missouri	78 67
L/A 1/4	Iowa State	53 57
L/H 1/9	Kansas	47 60
L/A 1/11	Missouri	61 69
L/A 1/16	Colorado (OT)	57 62
L/H 1/30	Colorado	54 58
W/H 2/1	Missouri	64 59
L/A 2/6	Oklahoma State	47 52
L/A 2/8	Oklahoma	54 63
W/H 2/13	Iowa State	69 49
W/H 2/20	Kansas State	70 60
L/H 2/22	Oklahoma	49 50
W/H 2/27	Oklahoma State	54 47
L/A 3/5	Kansas State	74 83
L/A 3/7	Kansas	74 79

*Portland, Ore.

Season Notes: After a 2-0 start, NU lost seven straight and 12 of its next 13 games and went on to finish 7-17...Herschell Turner was a first-team All-Big Eight performer after leading team in scoring (15.9) and rebounding (8.0) for second-straight season...Turner became first 1,000-point career scorer in school history, finishing with 1,056 points.

1960-61 Won 10, Lost 14

(4-10 in Big Eight, 6th)
Home: 7-5 (3-4) **Away:** 3-9 (1-6)
Coach: Jerry Bush

	NU	Opp.
W/H 12/1	Northern Iowa	78 68
L/H 12/3	Wichita State	63 65
W/H 12/7	Utah State	65 60
W/H 12/13	Denver	77 52
L/A 12/17	Detroit (3)	62 71
L/A 12/19	Cincinnati	60 75
W/H 12/21	Arizona	79 55

Big Eight Holiday Tournament

L/KC 12/28	Kansas	53 78
W/KC 12/29	Missouri	90 72
W/KC 12/30	Oklahoma State	70 61
W/H 1/7	Missouri	62 48
W/H 1/9	Colorado (OT)	65 61
L/A 1/14	Colorado*	51 66
L/H 1/21	Iowa State	58 66
L/A 2/4	Oklahoma State	47 55
L/A 2/6	Oklahoma	58 69
L/H 2/11	Kansas	33 38
L/A 2/13	Iowa State	62 68
L/H 2/18	Oklahoma State	61 65
W/H 2/20	Oklahoma	83 61
W/A 2/25	Kansas	69 68
L/H 2/27	Kansas State (8)	67 77
L/A 3/4	Kansas State (7)	56 75
L/A 3/6	Missouri	76 97

*CU won game, but later forfeited

Season Notes: After back-to-back wins over Oklahoma and Kansas in late February, Huskers stood 10-11 and needed two wins in final three games to secure first winning season since 1949-50, but NU lost all three games to finish 10-14...Tom Russell led NU in both scoring (12.5) and rebounding (9.7).

1961-62 Won 9, Lost 16


(5-9 in Big Eight, tie 5th)
Home: 5-5 (2-5) **Away:** 4-11 (3-4)
Coach: Jerry Bush

	NU	Opp.
L/A 12/4	Wichita State	49 79
W/H 12/7	Southern Methodist	63 60
L/A 12/9	Air Force	49 58
W/H 12/11	Notre Dame	65 61
W/H 12/16	Ohio	81 64
L/A 12/20	Wyoming	70 71
L/A 12/22	California	49 50
L/A 12/23	Stanford	59 72

Big Eight Holiday Tournament

L/KC 12/27	Kansas State (5)	48 60
W/KC 12/29	Oklahoma State	52 51
L/KC 12/30	Kansas	68 69
W/A 1/6	Kansas	69 67
W/H 1/10	Oklahoma	57 56
L/H 1/13	Colorado	56 58
L/A 1/20	Iowa State	72 84
L/A 2/3	Kansas State (4)	53 72
W/H 2/5	Oklahoma State	57 56
L/A 2/10	Colorado	63 74
L/H 2/12	Iowa State	66 79
W/A 2/17	Missouri	65 63
L/H 2/21	Kansas	70 73
L/H 2/24	Missouri	63 81
L/A 3/3	Oklahoma State	64 65
W/A 3/5	Oklahoma (OT)	71 69
L/H 3/7	Kansas State (3)	60 84

Season Notes: Six losses by three or fewer points gave Huskers 9-16 record rather than 15-10 mark...for second-straight season, Tom Russell led NU in both scoring (16.5) and rebounding (8.0)...Russell also ranked seventh nationally in field goal percentage at .560...Russell scored then-school-record 38 points in Huskers' 73-70 homecourt loss to Kansas.



Grant Simmons was NU's first academic All-Big Eight player.

1962-63 Won 6, Lost 19

(1-13 in Big Eight, 8th)
Home: 4-9 (1-6) **Away:** 2-10 (0-7)
Coach: Jerry Bush

		NU	Opp.
W/A	12/1	Texas Tech	68 66
L/A	12/3	Houston	61 68
W/H	12/8	Air Force	43 39
W/H	12/10	Northern Iowa	78 59
L/H	12/15	Denver	54 63
W/H	12/17	Miami (Ohio)	72 69
L/H	12/21	Southern California	49 58
L/H	12/22	Southern California	53 55

Big Eight Holiday Tournament

L/KC	12/26	Iowa State	68 82
L/KC	12/28	Colorado	47 59
W/KC	12/29	Oklahoma	93 86
L/H	1/7	Colorado	47 75
L/A	1/12	Kansas State	53 66
L/A	1/19	Kansas	53 72
L/H	2/2	Kansas State	60 72
L/A	2/4	Iowa State	69 83
L/H	2/9	Missouri	61 69
L/H	2/11	Iowa State	54 75
L/A	2/16	Oklahoma State	41 51
L/A	2/18	Oklahoma	77 84
L/H	2/23	Kansas	39 45
W/H	2/25	Oklahoma State	49 48
L/H	3/2	Oklahoma	75 77
L/A	3/4	Colorado	51 80
L/A	3/6	Missouri	72 84

Season Notes: After a 4-2 start, NU lost 14 of next 15 games, including 10 straight to open Big Eight Conference play...Huskers avert winless conference record and snap 10-game losing streak with 49-48 win over Oklahoma State late in February...season was last for Coach Jerry Bush, who resigned following the season after nine years at the helm...the 19 losses were most ever in one year for a Husker team...Daryl Petsch led team in scoring with 14.8 average, while Charlie Jones was club's top rebounder (8.2).

1963-64 Won 7, Lost 18

(5-9 in Big Eight, tie 6th)
Home: 6-5 (4-3) **Away:** 1-13 (1-6)
Coach: Joe Cipriano

		NU	Opp.
W/H	12/2	Wyoming	79 72
L/A	12/6	Michigan (8)	55 80
L/A	12/7	Purdue	75 81
L/H	12/9	Texas Tech	60 76
L/H	12/14	Houston	58 64
L/A	12/20	Southern California	73 79
L/A	12/21	Southern California	64 79

Big Eight Holiday Tournament

L/KC	12/26	Kansas State	78 100
L/KC	12/28	Oklahoma	66 75
L/KC	12/30	Colorado	58 80
W/A	1/6	Iowa State	55 52
W/H	1/11	Missouri (OT)	74 69
L/A	1/14	Kansas	48 74
W/H	1/18	Oklahoma City	74 65
L/A	2/1	Missouri	60 78
L/H	2/3	Kansas State (OT)	66 73
W/H	2/8	Oklahoma (2OT)	76 69
W/H	2/10	Oklahoma State	54 53
L/H	2/15	Colorado	52 60
L/A	2/17	Kansas State	48 50
W/H	2/22	Iowa State	57 55
L/H	2/24	Kansas	55 64
L/A	2/29	Oklahoma State	45 81
L/A	3/2	Oklahoma	76 82
L/A	3/9	Colorado	73 89

Season Notes: After guiding Idaho to a 22-5 record in 1962-63, Joe Cipriano is tabbed as the Huskers' 22nd basketball coach, replacing Jerry Bush, who resigned after the 1962-63 season...NU scored 79-72 win over Wyoming in Cipriano's debut, then lost nine straight before opening Big Eight play with a 55-52 win at Iowa State...Charlie Jones led NU in scoring (12.9) and rebounding (6.8).

1964-65 Won 10, Lost 15

(5-9 in Big Eight, tie 6th)
Home: 8-4 (3-4) **Away:** 2-11 (2-5)
Coach: Joe Cipriano

		NU	Opp.
L/A	12/3	Wyoming	68 94
W/H	12/5	Purdue	96 85
W/H	12/7	South Dakota	74 63
W/H	12/12	Michigan (1)	74 73
L/A	12/18	Texas	73 77
L/A	12/20	Texas Tech	78 82
W/H	12/21	California	87 80
W/H	12/22	California	63 59

Big Eight Holiday Tournament

L/KC	12/28	Colorado	52 70
L/KC	12/29	Oklahoma State	61 74
L/KC	12/30	Iowa State	62 69
L/H	1/4	Kansas	56 66
L/A	1/9	Oklahoma State	54 93
L/A	1/11	Oklahoma	82 89
W/H	1/18	Iowa State	88 77
L/H	1/23	Oklahoma State	53 55
L/A	2/6	Colorado	52 62
W/A	2/9	Kansas State	62 57
W/H	2/13	Colorado	66 59
L/A	2/15	Missouri	74 92
W/A	2/20	Iowa State	69 65
L/A	2/23	Kansas	62 71
W/H	2/27	Oklahoma	67 63
L/A	3/2	Missouri	66 84
L/H	3/8	Kansas State	67 79

Season Notes: Fred Hare's buzzer-beater gave Huskers 74-73 homecourt upset win over top-ranked Michigan...Hare led NU in both scoring (15.2 ppg) and rebounding (7.4 rpg)...NU started 5-3, then dropped six-straight and nine of its next 10 to assure 15th-straight losing season.

1965-66 Won 20, Lost 5

(12-2 in Big Eight, 2nd)
Home: 11-0 (7-0) **Away:** 9-5 (5-2)
Coach: Joe Cipriano

		NU	Opp.
W/A	12/1	Wisconsin	101 88
W/H	12/7	Oregon State	75 63
L/A	12/10	California	71 87
W/A	12/11	California	70 68
W/H	12/14	Texas	75 64
W/H	12/18	South Dakota	77 60
W/H	12/20	Stanford	71 67

Big Eight Holiday Tournament

W/KC	12/27	Missouri (OT)	69 67
W/KC	12/29	Oklahoma	92 79
L/KC	12/30	Kansas	61 71
W/A	1/4	Iowa State	76 74
W/H	1/8	Missouri	82 60
W/A	1/15	Kansas State	82 71
W/H	1/18	Kansas (6)	83 75
W/H	1/22	Oklahoma	86 78
W/A	2/5	Oklahoma State (OT)	45 41
W/A	2/7	Oklahoma	85 81
L/A	2/8	9/Oklahoma City (OT)	81 85
W/H	2/12	9/Iowa State	81 70
W/A	2/19	9/Missouri	71 53
W/H	2/21	9/Colorado	70 63
L/A	2/26	8/Kansas (6)	73 110
W/H	3/1	9/Kansas State	79 69
L/A	3/5	Colorado	88 95
W/H	3/7	Oklahoma State	85 64

Season Notes: The frustration of 15 straight losing seasons was wiped out in the Big Red's 20-5 campaign that ended one win short of a share of the school's first league title in some 15 years...NU headed into the final week of conference play tied with Kansas for the league's top spot, but a loss at Colorado ended the Huskers' title hopes...Huskers posted only second 20-win season in school history, first in some 45 seasons...NU moved into the wire service polls for the first time ever, was rated as high as eighth and finished 11th in the final United Press

International listing...Grant Simmons was first-team All-Big Eight pick and landed a spot on the USBWA District V all-star team...Stuart Lantz finished second in Big Eight sophomore-of-the-year voting to KU standout Jo Jo White...NU topped century mark for first time ever in 101-88 victory at Wisconsin to open season; later made first appearance in Big Eight Holiday tournament championship game.

1966-67 Won 16, Lost 9

(10-4 in Big Eight, tie 2nd)
Home: 10-1 (6-1) **Away:** 6-8 (4-3)
Coach: Joe Cipriano


		NU	Opp.
W/H	12/2	Oregon	79 56
L/A	12/7	Wyoming	98 102
W/H	12/10	Pacific	90 78
W/H	12/12	Washington State	100 75
W/H	12/13	Washington State	80 78
Vanderbilt Invitational*			
L/N	12/16	LaSalle*	76 99
W/N	12/17	Portland*	71 69

Big Eight Holiday Tournament

L/KC	12/27	Kansas State	81 98
W/KC	12/29	Oklahoma State	73 64
L/KC	12/30	Colorado	66 73
W/A	1/7	Oklahoma State	67 57
L/A	1/9	Oklahoma	87 99
W/H	1/14	Colorado	84 80
W/H	1/26	Oklahoma	97 78
W/H	1/28	Missouri	99 82
W/A	2/4	Kansas State	67 59
L/A	2/7	Kansas (7)	58 84
W/H	2/11	Iowa State	94 82
W/A	2/18	Iowa State	76 65
W/H	2/25	Kansas State	79 71
W/A	2/28	Missouri	80 73
L/H	3/4	Kansas (4)	57 64
W/H	3/6	Oklahoma State	88 71
L/A	3/11	Colorado	57 64



Marvin Stewart scored 1,138 points in only 66 games as a Husker.



Joe Cipriano ranked as the school's all-time winningest coach until the 1999-2000 season with 253 victories in 17 seasons.

National Invitation Tournament

L/NYC 3/13	Marshall	88	119
------------	----------	----	-----

*Nashville, Tenn.

Season Notes: Nebraska, the Big Eight preseason title favorite, finished second in the league race, three games back of first-place Kansas...the Huskers, though, landed their first National Invitation Tournament bid ever, but dropped a 119-88 decision to Marshall in the first round at Madison Square Garden...NU posted back-to-back winning seasons for first time since 1948-49 and 1949-50 campaigns...Stuart Lantz earned first-team All-Big Eight recognition and landed a spot on the USBWADistrict V all-star squad...Tom Baack and Nate Branch were second-team all-league picks...school-record 20-game homecourt win string snapped by Kansas in late February...after season, Coach Cipriano took Huskers on 13-game Latin American tour.

1967-68 Won 15, Lost 10

(8-6 in Big Eight, tie 3rd)
Home: 9-1 (6-1) **Away:** 6-9 (2-5)
Coach: Joe Cipriano

		NU	Opp.
W/H	12/4	Fullerton State	111 74
W/H	12/5	South Dakota	94 61
L/A	12/8	Washington State	70 93
W/A	12/9	Washington State	91 76
L/A	12/11	Hawaii	74 82
L/A	12/13	Hawaii	72 86
L/A	12/20	Michigan State	70 74

W/H	12/23	Wyoming	82	74
Big Eight Holiday Tournament				
W/KC	12/28	Oklahoma	75	65
W/KC	12/29	Oklahoma State	48	46
W/KC	12/30	Kansas State	66	62
L/A	1/5	Iowa State	70	85
L/A	1/9	Kansas State	62	78
W/H	1/13	Missouri	75	66
W/H	1/27	Oklahoma	110	90
W/H	2/1	Colorado	87	73
W/A	2/3	Oklahoma State	63	62
W/A	2/5	Oklahoma	89	83
W/H	2/10	Kansas State	92	68
L/A	2/17	Kansas	60	71
W/H	2/19	Oklahoma State	82	73
L/A	2/24	Colorado	73	75
W/H	2/27	Kansas	76	69
L/H	3/1	Iowa State (OT)	92	93
L/A	3/7	Missouri	70	91

Season Notes: For the first time ever, NU had two 1,000-point career scorers on the floor at the same time, as Tom Baack and Stuart Lantz reached that plateau during the 1967-68 campaign...Baack finished three-year career with a then-school-record 1,293 points and would later become Husker assistant coach...Lantz logged 1,266 points over his three-year career and was a first-team All-Big Eight pick and a District V all-star as a senior...Lantz was a third-round draft pick of the National Basketball Association's San Diego Rockets and would go on to play eight seasons of pro hoops...Baack was a 10th-round pick of the Detroit Pistons...NU won its first Big Eight Holiday title, scoring wins over Oklahoma, Oklahoma State and Kansas State...Huskers' post third straight .500 or better record, a feat the school hadn't accomplished since a three-year string from 1929 through 1931.

1968-69 Won 12, Lost 14

(5-9 in Big Eight, tie 6th)
Home: 8-3 (4-3) **Away:** 4-11 (1-6)
Coach: Joe Cipriano

		NU	Opp.	
W/H	11/30	Wisconsin	68 55	
L/A	12/6	Oregon State	67 79	
W/A	12/7	Oregon	85 77	
W/H	12/10	Wichita State (3OT)	94 92	
W/H	12/14	Augustana (S.D.)	73 56	
W/H	12/16	Michigan State	73 59	
Sun Devil Classic*				
L/A	12/20	Arizona State*	76 83	
L/N	12/21	California* (15)	73 86	
L/A	12/23	Arizona	63 68	

		NU	Opp.
L/KC	12/26	Kansas (8)	56 82
W/KC	12/28	Oklahoma	70 47
W/KC	12/30	Missouri	76 70
L/H	1/4	Kansas (5)	52 56
L/A	1/7	Kansas State	72 95
L/A	1/25	Iowa State (OT)	93 99
L/H	1/27	Oklahoma State	52 76
W/H	2/1	Missouri	87 71
W/H	2/3	Oklahoma	90 83
L/A	2/8	Colorado (20)	81 83
L/A	2/11	Missouri	60 79
L/H	2/15	Iowa State (OT)	74 75
L/A	2/22	Kansas (16)	73 79
W/H	2/24	Colorado (18)	79 65
W/H	3/1	Kansas State	88 71
L/A	3/6	Oklahoma State	63 72
W/A	3/8	Oklahoma	70 64

*Tempe, Ariz.

Season Notes: Leroy Chalk led Big Eight in field goal percentage with a .538 mark and grabbed a then-school-record 257 rebounds...another sophomore, Marvin Stewart, led NU in scoring with a 14.6 average...Huskers started Big Eight play 0-4, then went 5-5 in final 10 league games.

1969-70 Won 16, Lost 9

(7-7 in Big Eight, tie 3rd)
Home: 10-1 (6-1) **Away:** 6-8 (1-6)
Coach: Joe Cipriano

		NU	Opp.
W/H	12/1	California-Irvine	76 73
W/A	12/4	Augustana (S.D.)	75 56
W/A	12/6	Wichita State (OT)	81 79
W/H	12/9	Duquesne (7)	82 77
L/A	12/12	Houston*	82 112
W/N	12/13	Texas A&M*	78 69
W/H	12/15	Northern Michigan	92 68
W/H	12/20	Arizona	79 69

Big Eight Holiday Tournament

L/KC	12/27	Colorado	60 72
W/KC	12/29	Iowa State	74 66
W/KC	12/30	Kansas (16)	78 73
L/A	1/6	Iowa State	70 72
L/H	1/13	Kansas State	64 71
W/H	1/17	Colorado	60 58
W/A	1/31	Oklahoma	70 60
L/A	2/2	Oklahoma State	58 81
W/H	2/7	Kansas	84 73
L/A	2/10	Colorado	59 76
W/H	2/14	Missouri	60 48
L/A	2/17	Kansas	87 100
L/A	2/21	Kansas State (18)	62 69
W/H	2/23	Oklahoma	79 66
L/A	2/28	Missouri	63 80
W/H	3/2	Oklahoma State	61 55
W/H	3/7	Iowa State	87 81

*Houston, Texas

Season Notes: Huskers won nine of first 11 games, went 7-7 in Big Eight to finish 16-9 overall...Tom Scantlebury led team in scoring with a 14.5 average, but junior Marvin Stewart, the Huskers' top point producer in 1968-69, averaged 14.3 points through 14 games, then missed last 11 games because of academic problems...Leroy Chalk led team in rebounding for second-straight season with a 9.4 average.

1970-71 Won 18, Lost 8

(8-6 in Big Eight, 4th)
Home: 10-2 (5-2) **Away:** 8-6 (3-4)
Coach: Joe Cipriano

		NU	Opp.
W/A	12/1	Wyoming	68 63
W/H	12/5	Iowa	73 71
W/H	12/7	Northern Iowa	95 71
W/A	12/11	Texas Christian	69 64
L/A	12/12	Southern Methodist	75 80
W/H	12/14	Nevada-Reno	116 71

Husker Classic*


W/H	12/18	Miami (Fla.)*	85 58
W/H	12/19	Colorado State*	69 65
W/A	12/23	Wichita State	72 71

Big Eight Holiday Tournament

W/KC	12/28	Oklahoma State	71 58
W/KC	12/29	Colorado	77 67
L/KC	12/30	Kansas (12)	52 72
L/A	1/9	Kansas State	69 70
W/H	1/16	Iowa State	84 62
W/H	1/30	Oklahoma State	80 59
L/A	2/1	Oklahoma	67 79
L/H	2/6	Kansas (5)	67 81
W/A	2/9	Iowa State (OT)	69 67
W/H	2/13	Missouri	81 72
W/A	2/16	Colorado	65 63
W/A	2/20	Oklahoma State	57 55
L/H	2/22	Oklahoma	56 65
L/H	2/27	Missouri	65 77
W/H	3/2	Kansas State	87 71
W/H	3/6	Colorado	85 71
L/A	3/13	Kansas (5)	54 59

Season Notes: Marvin Stewart became first NU player to average 20 points in a season, finished with school-record 21.4 point-per-game average...Stewart led Big Eight in free-throw percentage at .824, became third NU player to top 1,000-point plateau for career, finished

with 1,138 points...Stewart was first-team All-Big Eight pick and was named to all-tourney team at Big Eight Holiday Tournament...NU center Chuck Jura hit school-record and Big Eight-best .592 from field...NU won own Husker Classic and later advanced to title game of Big Eight Holiday Tournament for third time ever (lost to KU in title game, 72-52)...Cipriano became first 100-game winner in school history with Huskers' 69-64 win at Texas Christian...Moe Iba joined Cip's staff as freshman coach...KU won Big Eight title with 14-0 record, first unbeaten champ since Kansas State in 1958-59.



Carl McPipe is ninth on the Husker career scoring list and seventh on the career rebounding chart.

1971-72 Won 14, Lost 12

(7-7 in Big Eight, 4th)
Home: 11-3 (6-1) Away: 3-9 (1-6)
Coach: Joe Cipriano

	NU	Opp.
W/H 12/1 Wyoming	81	63
L/H 12/3 San Diego State	61	63
L/H 12/4 Wichita State	61	74
L/A 12/6 Duquesne	53	75
W/H 12/11 Southern Methodist	84	76
Husker Classic*		
W/H 12/17 Idaho*	90	49
W/H 12/18 LaSalle*	75	60
L/A 12/21 Iowa	77	86
W/H 12/23 San Jose State	80	63
Big Eight Holiday Tournament		
L/KC 12/27 Missouri	64	76
W/KC 12/29 Oklahoma State	64	56
W/KC 12/30 Oklahoma	84	68
W/H 1/8 Oklahoma State	73	59
W/H 1/10 Oklahoma	77	70
W/H 1/15 Colorado	67	55
W/A 1/26 Oklahoma State	64	63
L/A 1/29 Kansas (OT)	55	57
W/H 2/1 Kansas State	61	60
L/A 2/7 Oklahoma	70	72
W/H 2/12 Iowa State	76	71
L/A 2/15 Missouri (15)	65	80
W/H 2/19 Kansas	99	78
L/A 2/26 Colorado	57	67
L/H 3/4 Missouri (19)	54	61
L/A 3/6 Iowa State	67	76
L/A 3/11 Kansas State (OT)	76	81

Season Notes: Center Chuck Jura was first-team All-Big Eight pick and first-team Academic All-Big Eight...Jura

led NU in both scoring (21.2) and rebounding (11.7)...his 11.7 rebound average was a school record and topped Big Eight...Jura finished his career with totals of 1,255 points and 740 rebounds...NU won Husker Classic for second-straight season.

1972-73 Won 9, Lost 17

(4-10 in Big Eight, tie 6th)
Home: 4-5 (2-5) Away: 5-12 (2-5)
Coach: Joe Cipriano

	NU	Opp.
W/H 11/24 North Texas	64	46
L/A 12/1 Wyoming	59	65
Mountaineer Classic*		
L/N 12/8 California*	50	75
W/N 12/9 Air Force*	57	53
W/H 12/11 Texas Christian	72	58
Kentucky Invitational**		
L/A 12/15 Kentucky**	60	85
L/N 12/16 Colorado State**	51	57
Big Eight Holiday Tournament		
L/KC 12/27 Iowa State	64	75
W/KC 12/29 Kansas	74	72
L/KC 12/30 Oklahoma State	73	75
W/N 1/4 Georgia State***	63	54
L/N 1/6 North Carolina**** (9)	62	79
L/H 1/13 Oklahoma State	55	68
W/H 1/15 Oklahoma	74	67
L/H 1/27 Missouri (7)	65	78
L/A 1/30 Iowa State	60	81
L/H 2/3 Kansas State (18)	55	82
L/H 2/6 Colorado	59	67
W/A 2/10 Kansas	59	46
L/A 2/17 Oklahoma	59	67
W/A 2/19 Oklahoma State	76	64
W/H 2/24 Kansas	62	59
L/H 2/27 Iowa State	76	82
L/A 3/3 Kansas State (16)	70	97
L/A 3/6 Colorado	63	71
L/A 3/10 Missouri (15)	70	86


*Morgantown, West Virginia
**Lexington, Ky.
***Decatur, Ga.
****Greensboro, N.C.

Season Notes: Without departed All-Big Eight center Chuck Jura, Huskers finished 9-17...NU's last losing season until 1987-88...freshman Jerry Fort led NU in scoring with 14.5 average, first Husker frosh ever to lead team in that department.

1973-74 Won 14, Lost 12

(7-7 in Big Eight, 4th)
Home: 11-2 (5-2) Away: 3-10 (2-5)
Coach: Joe Cipriano

	NU	Opp.
W/H 12/1 Wyoming	70	62
W/H 12/3 Minnesota-Duluth	77	50
Vanderbilt Invitational*		
L/A 12/7 Vanderbilt*	58	82
L/N 12/8 Middle Tennessee State*	65	76
W/H 12/11 Georgia State (OT)	78	75
W/H 12/14 Northeast Missouri St.	67	54
W/H 12/15 MacMurray	76	50
W/H 12/20 Northern Iowa	73	55
Big Eight Holiday Tournament		
L/KC 12/27 Kansas State (18)	47	68
W/KC 12/28 Oklahoma State	69	62
L/KC 12/29 Kansas	66	75
L/A 1/7 Wichita State	58	66
L/A 1/12 Kansas	64	79
W/H 1/19 Oklahoma	63	58
L/H 1/22 Kansas State	65	73
L/A 1/26 Oklahoma State	66	79
L/A 1/28 Oklahoma	63	85
W/H 2/5 Iowa State (3OT)	91	88
W/H 2/9 Missouri	75	58
L/A 2/12 Colorado	64	65
W/A 2/16 Missouri	88	87
W/H 2/23 Oklahoma State	71	63
L/H 2/26 Kansas (15)	46	51



Brian Carr dished out a school-record 682 assists in his career.

W/A 3/2 Kansas State	58	54
W/H 3/5 Colorado	65	42
L/A 3/9 Iowa State	58	76

*Nashville, Tenn.

Season Notes: Sophomore guard Jerry Fort led NU in scoring for second-straight season with 18.0 average and was first-team All-Big Eight pick...Huskers toured Italy following season and finished 2-5 on their three-week journey.

1974-75 Won 14, Lost 12

(7-7 in Big Eight, 4th)
Home: 8-3 (5-2) Away: 6-9 (2-5)
Coach: Joe Cipriano

	NU	Opp.
W/H 11/30 South Dakota State	87	72
Sun Devil Classic*		
W/N 12/6 Long Beach State*	67	55
L/A 12/7 Arizona State*	62	83
W/A 12/10 North Texas	69	56
W/H 12/14 Wichita State	78	65
L/H 12/17 San Jose State	66	80
Indiana Classic**		
W/N 12/20 Southern Methodist**	69	67
L/A 12/21 Indiana** (2)	60	97
W/H 12/23 Vanderbilt	81	66
Big Eight Tournament		
W/KC 12/26 Oklahoma (18)	75	64
L/KC 12/28 Kansas	62	63
L/KC 12/30 Kansas State	63	80
W/H 1/18 Kansas State	74	61
W/A 1/22 Oklahoma	68	61
W/H 1/25 Colorado	85	59
W/H 1/29 Oklahoma State	73	58
L/A 2/1 Missouri	74	88
L/A 2/5 Kansas	44	72
W/H 2/8 Iowa State	75	62
L/H 2/12 Oklahoma (OT)	57	65
L/A 2/15 Colorado	61	62
L/A 2/19 Kansas State	64	65
W/H 2/22 Missouri	80	77
W/A 2/26 Oklahoma State	59	58
L/H 3/5 Kansas (2OT)	77	79
L/A 3/8 Iowa State	69	82

00-01 History

Season Notes: For third-straight season, Jerry Fort led NU in scoring at 20.2 points per game, and in process, became only third Husker to ever average 20-plus points in season...Fort earned first-team All-Big Eight honors for second-straight season...NU started Big Eight play 4-0, finished first half 5-2, but went 2-5 in second half and finished 7-7 in league...three of losses during second half of league schedule were by a combined four points...Fort scored school-record 40 points in Huskers' homecourt win over Missouri...his scoring outburst broke the old mark of 38 held by Tom Russell during the 1961-62 season.

1975-76 Won 19, Lost 8

(10-4 in Big Eight, 3rd)
Home: 9-4 (5-2) **Away:** 10-4 (5-2)
Coach: Joe Cipriano

	NU	Opp.
L/H 11/28	Illinois	58 60
W/H 11/29	Northwestern	79 68
L/A 12/2	Iowa	65 72
L/H 12/6	Washington (20)	63 75
W/H 12/10	St. Mary's (Calif.)	68 57
Roadrunner Invitational*		
W/N 12/19	Pacific*	85 59
W/A 12/20	New Mexico State*	79 75
W/A 12/22	Vanderbilt	68 57
Big Eight Holiday Tournament		
L/KC 12/27	Kansas	66 69
W/KC 12/29	Oklahoma	75 53
W/KC 12/30	Oklahoma State	56 49
W/H 1/3	South Dakota	72 59
W/H 1/6	South Carolina	69 68
W/A 1/17	Kansas State	65 59
W/H 1/21	Oklahoma	68 67
W/A 1/24	Colorado	66 64
W/A 1/28	Oklahoma State	52 48
L/H 1/31	Missouri (13)	57 62
W/H 2/4	Kansas	57 54
W/A 2/7	Iowa State	66 56
L/A 2/11	Oklahoma	60 65
W/H 2/14	Colorado	80 61
L/H 2/18	Kansas State	53 65
L/A 2/21	Missouri (OT, 14)	84 95
W/H 2/28	Oklahoma State	60 54
W/A 3/3	Kansas	62 58
W/H 3/6	Iowa State	82 66

*Las Cruces, N.M.

Season Notes: Jerry Fort was a first-team All-Big Eight selection for third-straight season, finished career with NU-record 1,882 points...Huskers reached 19-win mark for first time since a 20-5 record in 1965-66...Larry Cox led the Big Eight and set an NU single-season record for field-goal percentage with a .672 mark...Cox shot a Big Eight-record .625 from the field for his career...as a team, the Huskers led Big Eight and finished eighth nationally in scoring defense, yielding 62.8 points per game...NU says good-bye to the NU Coliseum, the home of Husker basketball since the 1925-26 season, with an 82-66 victory over Iowa State, March 6, 1975.

1976-77 Won 15, Lost 14

(7-7 in Big Eight, 5th)
Home: 7-4 (5-2) **Away:** 8-10 (2-5)
Coach: Joe Cipriano

	NU	Opp.
L/H 11/27	Iowa	57 71
W/A 11/29	Washington (OT)	59 58
L/A 12/1	Hawaii-Hilo	66 71
W/A 12/2	Hawaii	64 59
W/A 12/3	Hawaii	60 59
L/H 12/8	Minnesota	58 66
L/A 12/11	Illinois	63 67
W/H 12/13	Northwest Missouri St.	88 53
W/A 12/20	Northwestern	71 68
W/H 12/22	Mankato State	64 61
Big Eight Holiday Tournament		
L/KC 12/28	Colorado	50 55
W/KC 12/29	Iowa State	75 55
W/KC 12/30	Oklahoma	66 56


L/A 1/3	South Carolina	49 54
L/H 1/8	Kansas State	52 57
W/H 1/12	Colorado	69 54
W/A 1/15	Iowa State	49 48
L/H 1/19	Oklahoma	58 65
L/A 1/22	Missouri	63 76
W/H 1/26	Kansas	60 57
W/H 1/29	Oklahoma State	66 54
W/A 2/2	Colorado	73 62
W/H 2/5	Iowa State	66 51
L/A 2/9	Kansas State	62 67
W/H 2/12	Missouri	60 58
L/A 2/16	Oklahoma	62 72
L/A 2/19	Kansas	66 74
L/A 2/23	Oklahoma State	60 62
Big Eight Tournament		
L/A 2/26	Kansas	58 61

Season Notes: Aftersome 50 years of play in the NU Coliseum, Nebraska moved into the 15,000-seat NU Sports Complex, which would later be renamed the Bob Devaney Sports Center after the Huskers' longtime football coach and athletic director...Huskers led the Big Eight and ranked sixth nationally in scoring defense at 61.1 points per game, lowest since 1958-59 squad allowed 60.2 points per game...Nebraska and Creighton met for the first time since the 1931-32 season...first year Big Eight sponsored a season-ending tournament to determine league's automatic bid to the NCAA Tournament.

1977-78 Won 22, Lost 8

(9-5 in Big Eight, 2nd)
Home: 15-2 (5-2) **Away:** 7-6 (4-3)
Coach: Joe Cipriano

	NU	Opp.
W/H 12/2	Missouri Southern	61 54
W/H 12/9	Creighton	65 58
W/H 12/10	South Dakota	74 64
W/H 12/12	Nevada-Reno	67 50
W/H 12/16	California-Davis	69 64
W/H 12/17	Mississippi	80 70
W/A 12/19	Minnesota	63 49
W/H 12/21	Western Illinois	73 72
W/H 12/23	Montana State	104 60
Big Eight Holiday Tournament		
W/KC 12/27	Oklahoma State	70 58
L/KC 12/29	Kansas State	60 69
W/KC 12/30	Oklahoma	75 68
W/A 1/7	Kansas State	77 63
L/A 1/11	Colorado	64 73
L/H 1/14	Iowa State	59 65
W/A 1/18	Oklahoma	78 64



Rich King was a first-round draft choice of the NBA's Seattle SuperSonics.

W/H 1/21	Missouri	56 55
W/H 1/25	Kansas (8)	62 58
W/H 1/28	Oklahoma State	63 57
W/H 2/1	Colorado	86 75
W/A 2/4	Iowa State	62 56
W/H 2/8	19/Kansas State	63 50
L/A 2/11	19/Missouri	52 74
L/H 2/15	Oklahoma	68 74
L/A 2/18	Kansas (6)	70 75
W/A 2/25	Oklahoma State	67 56
Big Eight Tournament		
W 2/28	Oklahoma State	71 63
L/KC 3/3	Missouri	58 61
National Invitation Tournament		
W/H 3/8	Utah State	67 66
L/A 3/15	Texas (17)	48 67

Season Notes: Nebraska earned first postseason tournament bid since 1966-67, advanced to second round of NIT before being knocked out by eventual champion Texas...NU tied school record for season victories and its second-place league finish was its highest since 1965-66 season...Brian Banks earned first-team All-Big Eight honors, while Carl McPipe named one of 12 All-America centers, as selected by Citizens Saving Athletic Foundation...NU led Big Eight and ranked eighth nationally in scoring defense, allowing 62.9 points per game...NU was only Big Eight team to beat league champion Kansas...Coach Cipriano picked up his 200th win at NU with Huskers' victory over Missouri Southern.

1978-79 Won 14, Lost 13

(7-7 in Big Eight, 5th)
Home: 9-2 (6-1) **Away:** 5-11 (1-6)
Coach: Joe Cipriano

	NU	Opp.
W/A 11/24	Alabama-Birmingham	64 55
W/H 11/25	Arkansas Tech	70 59
W/H 11/28	Minnesota	58 48
L/H 12/2	Purdue	47 58
L/A 12/9	Creighton	61 78
W/H 12/13	Sacramento State	91 56
L/N 12/16	Mississippi*	67 70
Rebel Roundup**		
W/N 12/22	Cal-Santa Barbara	75 55
L/A 12/23	UNLV (18)	63 79
Big Eight Holiday Tournament		
W/KC 12/28	Missouri (OT)	58 56
L/KC 12/29	Colorado	61 74
W/KC 12/30	Oklahoma	69 53
W/A 1/6	Iowa State	72 68
L/A 1/13	Colorado	61 64
W/H 1/17	Kansas State	55 53
L/A 1/20	Missouri	60 76
W/H 1/24	Oklahoma	74 56
W/H 1/27	Kansas (OT)	66 64
L/A 1/31	Oklahoma State	57 66
W/H 2/3	Colorado	79 52
L/A 2/7	Kansas State	46 58
L/H 2/10	Iowa State	46 48
L/A 2/14	Oklahoma	58 79
W/H 2/17	Missouri	76 64
L/A 2/21	Kansas	59 66
W/H 2/24	Oklahoma State	76 67
Big Eight Tournament		
L/A 2/28	Kansas State (2OT)	60 61

*Biloxi, Miss.

**Las Vegas, Nev.

Season Notes: Huskers led the Big Eight and ranked ninth nationally in team defense at 62.3 ppg...NU's 17-for-17 effort vs. free-throw line at Oklahoma State stands as best single-game free-throw percentage mark in school history...Andre Smith was a second-team UPI All-Big Eight pick and led team in scoring at 13.5 ppg...Carl McPipe, one half of the Huskers' "Hammond Hustlers," was named to USBWA District V all-star team and finished career with 1,300 points...the other half of the "Hammond Hustlers," Brian Banks, ended career with 1,150 points...final year of Big Eight Holiday Tournament, an event that started in 1946.

1979-80 Won 18, Lost 13

(8-6 in Big Eight, tie 2nd)
Home: 14-2 (5-2) **Away:** 4-11 (5-2)
Coach: Joe Cipriano
Assistant Coach: Moe Iba


	NU	Opp.
W/H 11/30	South Dakota State	100 83
W/H 12/1	Portland State	74 52
W/H 12/3	Eastern Washington	82 68
W/H 12/8	Creighton	64 55
L/A 12/11	Purdue (9)	56 78
W/H 12/13	California-Bakersfield	94 80
L/A 12/15	Minnesota	58 75
W/H 12/22	Ala.-Birmingham (4OT)	92 84
Rainbow Classic*		
W/N 12/27	Wisconsin* (OT)	83 82
L/N 12/29	Hawaii*	55 67
L/N 12/30	Louisville* (12)	58 65
L/A 1/2	Idaho	55 64
W/H 1/4	Wisconsin-Oshkosh	96 72
W/H 1/5	Angelo State	83 70
W/A 1/9	Iowa State	58 50
L/H 1/12	Missouri (13)	63 84
W/H 1/16	Kansas	64 57
W/A 1/19	Colorado	53 44
W/H 1/23	Oklahoma State (OT)	74 73
L/A 1/26	Kansas State (2OT)	64 66
W/H 1/30	Oklahoma	59 58
L/A 2/2	Missouri (14)	60 73
W/A 2/5	Kansas	61 56
W/H 2/9	Iowa State	69 66
L/A 2/13	Oklahoma State	68 83
L/H 2/16	Colorado	55 56
W/H 2/20	Kansas State	70 58
L/A 2/23	Oklahoma	60 78
Big Eight Tournament		
W/H 2/26	Oklahoma	75 68
L/KC 2/29	Kansas State	59 60
National Invitation Tournament		
L/A 3/6	Michigan	69 76

Season Notes: Picked to finish sixth in a preseason poll of Big Eight media, NU wound up in second-place tie and earned its third NIT berth...Huskies' had longest game ever, a four-time overtime affair, against Alabama-Birmingham...Joe Cipriano, who was stricken with cancer, was named UPI Big Eight Co-Coach-of-the-Year with assistant Moe Iba, who guided Huskers in "Cip's" absence...Iba was tabbed AP Big Eight Coach-of-the-Year and NABC District 12 Coach-of-the-Year...Andre Smith led team in scoring for second-straight season with a 19.4 average and was first-team AP/UPI All-Big Eight performer and AP honorable-mention All-American...Jack Moore was second-team AP All-Big Eight pick.

1980-81 Won 15, Lost 12

(9-5 in Big Eight, tie 2nd)
Home: 11-4 (6-1) **Away:** 4-8 (3-4)
Coach: Moe Iba

	NU	Opp.
L/H 11/28	Wyoming (OT)	59 62
L/H 11/29	Idaho	53 64
L/A 12/6	Creighton (OT)	61 66
W/H 12/9	Penn State	75 50
Utah Classic*		
W/N 12/12	Loyola (Calif.)*	67 66
L/A 12/13	Utah*	55 57
W/H 12/20	Northwest Missouri St.	79 59
W/H 12/22	Colorado State	54 48
W/H 12/23	Montana	69 46
L/A 12/27	Ball State	62 67
L/A 12/30	Arkansas	52 64
W/H 1/5	Sonoma State	84 49
W/H 1/14	Kansas State	59 49
L/A 1/17	Oklahoma State	70 81
L/H 1/21	Colorado	59 62
W/H 1/24	Missouri	66 53
W/A 1/28	Iowa State	61 56
W/H 1/31	Kansas (18)	57 54
W/A 2/4	Oklahoma	71 59



Eric Piatkowski played on four NCAA Tournament teams during his career.

W/H 2/7	Oklahoma State	62 54
W/A 2/11	Colorado	57 56
L/A 2/14	Kansas State	49 66
W/H 2/18	Iowa State	81 61
L/A 2/21	Missouri	45 55
L/A 2/25	Kansas	49 75
W/H 2/28	Oklahoma	90 63
Big Eight Tournament		
L/H 3/3	Colorado	66 70

Season Notes: Coach Joe Cipriano died after year-long battle against cancer three days before season opener, Moe Iba was named Huskers' acting head coach...Iba was UPI Big Eight Coach-of-the-Year for leading NU to its second-straight second-place league finish...Andre Smith was AP/UPI Big Eight Player-of-the-Year, first-team AP/UPI All-Big Eight selection, USBWA District V performer and an AP Honorable-Mention All-American...Smith led league in scoring for conference games only with a 19.5 average, while his .589 field-goal percentage mark for all games topped league, too...Jack Moore was second-team AP All-Big Eight and a CoSIDA second-team Academic All-American...Moore led league in free-throw percentage (.922)...Devaney Center-record crowd of 15,038 watched NU stop Oklahoma State, 62-54.

1981-82 Won 16, Lost 12

(7-7 in Big Eight, tie 4th)
Home: 11-3 (5-2) **Away:** 5-9 (2-5)
Coach: Moe Iba

	NU	Opp.
L/A 11/27	Wyoming	48 62
W/H 11/30	Wisconsin-Stevens Pt.	74 45
W/H 12/5	Creighton	86 46
W/H 12/7	South Dakota State	70 51
W/A 12/9	Baylor	64 63
W/H 12/19	Ball State	71 57
L/A 12/21	Penn State	58 60
L/A 12/23	Colorado State (OT)	51 58
Holiday Classic*		
W/N 12/28	Air Force*	63 47
W/A 12/29	Northern Iowa*	53 42
W/H 1/6	Sacramento State	93 61
L/H 1/9	Arkansas (11)	50 51
W/H 1/13	Kansas	75 55
L/H 1/16	Missouri (2)	42 44

L/A 1/20	Oklahoma State	50 52
W/H 1/23	Iowa State	60 47
L/A 1/27	Oklahoma	48 51
W/A 1/30	Colorado	74 57
L/H 2/3	Kansas State (t19)	64 75
W/A 2/6	Missouri (1)	67 51
W/H 2/10	Oklahoma State	75 63
L/A 2/13	Kansas	63 66
W/H 2/15	Oklahoma	65 51
L/A 2/20	Iowa State	61 63
W/H 2/24	Colorado	79 57
L/A 2/27	Kansas State	50 67

Big Eight Tournament

W/H 3/2	Oklahoma State	60 49
L/KC 3/5	Missouri (5)	53 58

*Cedar Falls, Iowa

Season Notes: NU scored one its biggest wins ever, a 67-51 victory at 19-0 and No. 1-ranked Missouri...Jack Moore earned Naismith Award, given annually to nation's best player under 6-0 tall, and was AP/UPI first-team All-Big Eight pick and third-team UPI All-American...Moore joined 1,000-point club, finishing career with 1,204 points...Moore hit Big Eight-record .939 from free throw line for season, .901 mark for career was best ever by Big Eight performer and second-best all-time in NCAA Division I history at that time.

1982-83 Won 22, Lost 10

(9-5 in Big Eight, tie 3rd)
Home: 17-1 (6-1) **Away:** 5-9 (3-4)
Coach: Moe Iba

	NU	Opp.
W/H 11/26	Denver	94 58
L/A 11/29	Montana	51 61
W/A 12/4	Creighton	65 62
W/H 12/8	Missouri-Kansas City	69 50
W/H 12/11	Baylor	59 56
W/H 12/18	Wyoming	68 57
W/H 12/20	Missouri Western	93 43

Hoosier Classic*

W/N 12/29	Cornell*	66 56
L/N 12/30	Indiana* (1)	50 67
L/N 1/3	Arkansas** (11)	58 64
W/H 1/7	Mesa	94 57
W/H 1/15	Southwest Missouri St.	98 46
W/A 1/18	Iowa State	59 54
L/A 1/22	Colorado	69 72
W/H 1/26	Kansas State	59 43
L/A 1/29	Missouri (13)	56 79
W/H 2/2	Oklahoma	60 59
W/H 2/5	Kansas	68 61
L/A 2/9	Oklahoma State (2OT)	63 71
W/H 2/12	Colorado	68 56
W/A 2/16	Kansas State	56 45
W/H 2/19	Iowa State	67 66
L/A 2/24	Oklahoma	71 84
L/H 2/26	Missouri (15)	51 54
W/A 3/2	Kansas	60 58
W/H 3/5	Oklahoma State	77 68

Big Eight Tournament

W/H 3/8	Iowa State	94 71
L/KC 3/11	Missouri (12)	63 69

National Invitation Tournament

W/H 3/17	Tulane	72 65
W/H 3/21	Iona	85 73
W/H 3/24	Texas Christian	67 57
L/NY 3/28	DePaul	58 68

*Indianapolis, Ind.
 **Little Rock, Ark.

Season Notes: Nebraska tied school record for victories in a 22-10 season, and advanced further in postseason play than any previous Husker squad by reaching the semifinals of the National Invitation Tournament...freshman Dave Hoppen, who set seven NU freshman records and led the Huskers in scoring with a 13.9 average, was a second-team All-Big Eight pick, and was named to the All-National Invitation Tournament team and the league's all-freshman team.

1983-84 Won 18, Lost 12

(7-7 in Big Eight, 3rd)

Home: 11-6 (3-4) Away: 7-6 (4-3)

Coach: Moe Iba

	NU	Opp.
W/H 11/26	Augustana (S.D.)	113 69
L/H 11/29	Texas Tech	45 59
W/H 12/3	Creighton	65 56
W/A 12/5	Wisconsin (2OT)	71 69
W/H 12/7	Northeast Missouri St.	82 61
W/H 12/10	Arkansas (15)	67 54
W/H 12/17	Northern Iowa	90 64
W/A 12/20	Wyoming	67 64

Cotton States Classic*

L/A 12/28	Georgia Tech*	49 66
L/N 12/29	Michigan State*	45 58
W/H 1/4	Colorado State	56 54
W/H 1/7	Northwest Missouri St.	93 67
W/H 1/14	Eastern Washington	105 71
W/A 1/18	Iowa State	64 63
L/H 1/21	Missouri	48 50
L/A 1/25	Kansas	61 77
L/A 1/28	Colorado	57 60
W/H 2/1	Oklahoma State (OT)	54 52
W/A 2/4	Kansas State	47 46
L/H 2/8	Oklahoma (10)	67 78
W/A 2/11	Missouri (OT)	61 56
L/H 2/15	Kansas	66 67
L/H 2/18	Iowa State	48 69
W/A 2/22	Oklahoma State	67 64
W/H 2/25	Colorado	75 67
W/H 2/28	Kansas State	63 56
L/A 3/1	Oklahoma (6)	70 79

Big Eight Tournament

L/H 3/7	Kansas State	39 41
---------	--------------	-------

National Invitation Tournament

W/A 3/15	Creighton	56 54
L/A 3/19	Xavier (Ohio)	57 58

*Atlanta, Ga.

Season Notes: Nebraska earned back-to-back postseason tournament bids for the first time in school history, advanced to the second round of the NIT...Huskers' 11th-straight winning season...Dave Hoppen tops the 1,000-point mark in his career and earns first-team All-Big Eight honors.

1984-85 Won 16, Lost 14

(5-9 in Big Eight, tie 5th)

Home: 12-3 (5-2) Away: 4-11 (0-7)

Coach: Moe Iba

	NU	Opp.
W/H 11/29	Southern Colorado	89 67
W/H 12/1	South Dakota	101 69
W/H 12/3	Montana State	86 65
W/A 12/8	Creighton	78 73
W/H 12/10	Wyoming	79 65
W/H 12/12	Wisconsin	53 51
W/A 12/15	Texas Tech (OT)	79 74
L/H 12/22	Washington State	58 63

Cable Car Classic*

W/N 12/28	California-Irvine*	73 67
L/A 12/29	Santa Clara*	59 78
L/A 1/3	Evansville	73 80
W/H 1/9	Wisconsin-Stevens Pt.	69 62
W/A 1/12	Colorado State (2OT)	88 78
W/H 1/16	Kansas State	75 63
L/A 1/19	Oklahoma State	66 68
W/H 1/23	Colorado	85 67
W/H 1/26	Missouri	74 66
L/A 1/30	Iowa State	65 76
L/H 2/2	Kansas (19)	80 91
L/A 2/6	Oklahoma (7)	74 83
W/H 2/9	Oklahoma State	66 48
L/A 2/13	Colorado	61 64
L/A 2/16	Kansas State	62 68
W/H 2/21	Iowa State	74 57
L/A 2/23	Missouri	50 69
L/A 2/28	Kansas (11)	65 70
L/H 3/2	Oklahoma (6)	62 65

Big Eight Tournament

L/A 3/5	Kansas (10)	69 74
---------	-------------	-------

National Invitation Tournament

W/H 3/13	Canisius	79 66
L/A 3/19	UCLA	63 82

*San Francisco, Calif.

Season Notes: Nebraska made third-straight National Invitation Tournament appearance and posted 12th-straight winning season...Dave Hoppen earned first-team All-Big Eight honors for the second-straight season and became first Husker to score 700 points in a season, as he finished with 704...Hoppen broke six school records...Brian Carr set four Big Eight assists records, led league in assists per game (8.1) and tied NCAA single-game record of 18 at Evansville.

1985-86 Won 19, Lost 11

(8-6 in Big Eight, 3rd)

Home: 10-5 (4-3) Away: 9-6 (4-3)

Coach: Moe Iba

	NU	Opp.
W/H 11/23	Wisconsin-Stout	71 53
W/H 11/26	Southern Illinois	85 50
W/A 11/30	Wyoming	64 53
L/H 12/2	California-Irvine	80 87
W/H 12/7	Creighton	71 52
W/A 12/12	Washington State	79 72
W/A 12/14	Montana State	76 59
L/H 12/20	Georgia	63 67
W/H 12/23	Arizona State	80 67

Sun Bowl Classic*

L/N 12/29	Alabama*	61 78
W/N 12/30	Ohio State*	69 66
W/H 1/6	Evansville	77 70
W/H 1/11	Northeast Missouri St.	99 56
L/H 1/15	Kansas (8)	70 81
L/H 1/18	Missouri	67 68
W/A 1/22	Oklahoma State	62 61
W/H 1/25	Iowa State	75 58
L/A 1/29	Oklahoma (6)	60 87
W/A 2/1	Colorado	77 60
L/H 2/5	Kansas State***	54 64
W/A 2/8	Missouri	75 66
W/H 2/12	Oklahoma State	68 52
L/A 2/15	Kansas (3)	61 79
W/H 2/19	Oklahoma (10)	66 64
L/A 2/22	Iowa State	73 81
W/H 2/26	Colorado	79 72
W/A 3/1	Kansas State	64 60

Big Eight Tournament

W/KC 3/7	Oklahoma State	82 75
L/KC 3/8	Iowa State	58 75

NCAA Tournament

L/N 3/14	Western Kentucky**	59 67
----------	--------------------	-------

*El Paso, Texas.

Charlotte, N.C.; *Kansas State later forfeited.

Season Notes: Nebraska lost All-Big Eight center Dave Hoppen for season with a knee injury in Feb. 1 game at Colorado, but rebounded to make school's first-ever NCAA Tournament appearance...Huskers' loss to Western Kentucky in NCAA first round was last game for Coach Moe Iba, who resigned following the game...Hoppen was first-team All-Big Eight pick for third-straight season, finished career with a school-record 2,167 points and became first Husker basketball player to have his jersey retired (No. 42)...during his career, Hoppen broke or tied 19 school records and five Big Eight Conference marks...Brian Carr became school's all-time assists leader...Bernard Day picked up some of the slack when Hoppen went down and shared team MVP award with the three-time All-Big Eight selection.

1986-87 Won 21, Lost 12

(7-7 in Big Eight, 5th)

Home: 15-2 (5-2) Away: 6-10 (2-5)

Coach: Danny Nee

	NU	Opp.
L/A 11/28	California-Irvine	101 109
W/H 12/1	Oregon	76 60
L/A 12/6	Creighton	66 78

W/A 12/10	Southern Illinois	87 85
L/A 12/14	Texas A&M	64 66
W/H 12/20	Wyoming	62 61
W/H 12/22	Detroit	71 55
W/H 12/27	Missouri-St. Louis	89 63

Rochester Classic*

W/N 12/29	Butler*	67 56
W/N 12/30	San Francisco*	66 60
W/H 1/3	Creighton (OT)	70 65
W/H 1/5	Northwest Missouri St.	105 64
W/H 1/7	Brooklyn	62 46
L/A 1/10	Kansas State	82 114
W/H 1/17	Colorado	86 66
L/A 1/20	Iowa State	75 91
L/A 1/22	Kansas	65 86
L/H 1/28	Missouri	71 87
W/H 2/1	Oklahoma State	73 66
L/H 2/4	Oklahoma (8)	66 80
W/A 2/7	Colorado	68 65
W/H 2/11	Iowa State	66 65
W/H 2/14	Kansas State	78 76
L/A 2/18	Missouri	64 80
L/A 2/21	Oklahoma (13)	97 133
W/A 2/25	Oklahoma State (2OT)	79 77
W/H 2/28	Kansas (OT, 16)	83 81

Big Eight Tournament

L/KC 3/6	Kansas State	45 47
----------	--------------	-------

National Invitation Tournament

W/H 3/11	Marquette	78 76
W/H 3/17	Arkansas	78 71
W/H 3/21	Washington	81 76
L/NY 3/24	Southern Mississippi	75 82
W/NY 3/26	Ark.-Little Rock (OT)	76 67

*Rochester, N.Y.

Season Notes: Under the direction of first-year Coach Danny Nee, Nebraska finished 21-12, missed school record for season wins by one, and finished third in the National Invitation Tournament...Huskers recorded their 14th-straight winning season and made their fifth-straight postseason tourney appearance...Brian Carr was a second-team All-Big Eight pick, ended career with 682 assists, two off the league record of 684 set by Kansas' Cedric Hunter.

1987-88 Won 13, Lost 18

(4-10 in Big Eight, 7th)

Home: 8-6 (3-4) Away: 5-12 (1-6)

Coach: Danny Nee

	NU	Opp.
L/N 11/27	Villanova*	53 70
L/N 11/28	Baylor*	79 82
W/A 11/29	Chaminade*	76 75
W/H 12/2	Texas A&M	92 60

Ameritas Classic**

W/H 12/4	Lehigh**	71 66
L/H 12/5	Ohio State**	63 72
W/A 12/7	Detroit	63 58
L/A 12/9	Creighton	73 88
W/A 12/12	Oregon	67 62
L/A 12/19	Wyoming (6)	58 87
W/H 12/21	Brooklyn	72 44
L/A 12/30	Drake	68 85
W/H 1/2	Columbia	82 62
W/A 1/4	Furman (OT)	75 74
L/H 1/6	Grambling State (OT)	68 71
W/H 1/16	Missouri	70 68
L/A 1/20	Iowa State (10)	76 114
W/H 1/25	Nebraska-Omaha	96 67
W/H 1/27	Kansas	70 68
W/A 1/30	Colorado	63 57
L/H 2/4	Oklahoma State	56 72
L/A 2/6	Kansas State	63 65
L/H 2/9	Oklahoma (4)	77 92
L/A 2/11	Missouri	67 92
L/A 2/16	Kansas	48 70
W/H 2/21	Colorado	75 67
L/A 2/24	Oklahoma State	73 90
L/H 2/27	Iowa State	84 85

L/H	3/2	Kansas State	67	77
L/A	3/5	Oklahoma (4)	93	113
Big Eight Tournament				
L/KC	3/11	Kansas State	70	75
*Lahaina, Hawaii				

Season Notes: Nebraska's strings of 14-straight winning seasons and five-consecutive postseason tournament bids both end, as the Huskers finish 13-18...Rich King and Clifford Scales named to the Big Eight's all-freshman team...Henry T. Buchanan earns honorable-mention All-Big Eight honors and first-team academic All-Big Eight honors...Pete Manning led the Big Eight in field-goal percentage at .590...NU beats eventual national champ for first time ever, as it downed Kansas, 70-68, at Lincoln, on a jumper by Beau Reid as time expired.

1988-89 Won 17, Lost 16

(4-10 in Big Eight, 7th)
Home: 14-4 (4-3) **Away:** 3-12 (0-7)
Head Coach: Danny Nee

		NU	Opp.
W/H	11/26	Creighton	86 77
L/H	11/30	Michigan State	75 77
Ameritas Classic*			
W/H	12/2	North Texas*	90 84
W/H	12/3	San Jose State*	90 76
L/A	12/5	Idaho	68 83
W/A	12/11	Texas Tech	71 69
L/A	12/14	Ohio State (14)	76 103
W/H	12/17	Furman	69 56
W/H	12/23	Drake	65 57

Chaminade New Year's Classic**

W/A	12/28	Chaminade**	86 85
W/N	12/29	Morehead State**	81 77
L/N	12/30	Louisiana State**	87 90
W/H	1/5	Sam Houston State	89 70
L/H	1/9	Oklahoma (4)	81 89
W/H	1/12	Northern Illinois	71 56
L/A	1/14	Oklahoma State	69 82
W/H	1/17	Maryland-Baltimore	86 65
L/H	1/21	Kansas State	68 80
W/H	1/23	Wyoming	71 58
L/H	1/28	Missouri (5)	72 89
L/A	1/31	Iowa State	76 88
W/H	2/4	Kansas (18)	74 70
L/A	2/8	Colorado	80 83
L/A	2/11	Kansas State	66 80
W/H	2/14	Oklahoma State	79 77
L/A	2/19	Missouri (3)	63 79
W/H	2/22	Colorado	97 59
W/H	2/25	Iowa State	77 74
L/A	3/1	Kansas	71 80
L/A	3/4	Oklahoma (4)	76 103

Big Eight Tournament

L/KC	3/10	Missouri (10)	70 98
National Invitation Tournament			
W/H	3/16	Arkansas State	81 79
L/A	3/20	Ohio State	74 85

**Honolulu, Hawaii

Season Notes: Huskers made second postseason tournament appearance in three seasons under Coach Danny Nee, advanced to second round of NIT...Beau Reid earned third-team academic All-America honors and was first-team academic All-Big Eight pick...Eric Johnson and Rich King earned honorable-mention All-Big Eight honors...Johnson broke NU single-season record for steals (68), King set school marks for blocks in game (5), season (50) and career (70).

1989-90 Won 10, Lost 18

(3-11 in Big Eight, 7th)
Home: 9-6 (2-5) **Away:** 1-12 (1-6)
Coach: Danny Nee

		NU	Opp.
W/H	11/25	Missouri-Kansas City	91 76
L/A	11/27	Miami (Ohio)	71 91
L/A	11/29	Michigan State	69 80
Ameritas Classic*			
W/H	12/1	Harvard*	117 79

W/H	12/2	Pepperdine*	104 100
L/A	12/5	Northern Illinois	56 65
W/H	12/9	Texas Tech	76 69
L/H	12/11	Idaho	72 79
L/A	12/14	Creighton	83 86
W/H	12/30	Wagner	88 67
W/H	1/6	Sam Houston State	99 91
L/H	1/8	Kansas (1)	93 98
L/H	1/13	Missouri (5)	95 111
W/H	1/16	Chicago State	92 57
L/A	1/20	Oklahoma State	71 84
L/A	1/22	Wyoming	65 95
L/H	1/27	Iowa State	83 91
L/A	1/31	Oklahoma (9)	64 105
W/H	2/3	Kansas State	74 71
W/A	2/7	Colorado	91 82
L/A	2/10	Missouri (1)	85 107
L/H	2/14	Oklahoma State	84 103
L/A	2/17	Kansas (1)	67 94
L/H	2/21	Oklahoma (10)	66 88
L/A	2/24	Iowa State	85 101
W/H	2/28	Colorado	96 82
L/A	3/3	Kansas State	57 80
Big Eight Tournament			
L/KC	3/9	Oklahoma (1)	65 78

Season Notes: Forward Beau Reid, NU's top scorer in 1988-89 season, sustained preseason knee injury which limited him for much of the season...Rich King, Clifford Scales, Carl Hayes earned honorable-mention All-Big Eight honors...King broke own school record for blocked shots to 115.

1990-91 Won 26, Lost 8

(9-5 in Big Eight, 3rd)
Home: 14-1 (6-1) **Away:** 12-7 (3-4)
Coach: Danny Nee

		NU	Opp.
San Juan Shootout*			
W/N	11/23	St. Louis*	107 79
W/N	11/24	Illinois*	100 73
L/N	11/25	Murray State*	79 81
W/H	11/28	Michigan State (5)	71 69
W/A	12/3	Eastern Illinois	94 64
W/H	12/6	Creighton	97 63
W/H	12/8	Toledo	105 68
W/A	12/11	Wisconsin	75 63


Ameritas Classic**

W/H	12/14	Tennessee Tech**	113 92
W/H	12/15	Bowling Green**	99 85
W/H	12/22	22/Miami (Ohio)	88 73
W/H	12/28	22/Idaho	85 65
W/A	12/30	22/The Citadel	94 80
W/A	1/2	19/Wisconsin-Green Bay	70 63
W/A	1/5	19/Kansas State	74 69
W/A	1/9	18/Mo.-Kansas City	97 78
W/H	1/12	18/Iowa State	97 87
L/A	1/22	14/Colorado	69 86
W/A	1/26	14/Oklahoma (13)	111 99
W/H	1/30	11/Missouri	89 75
L/H	2/2	11/Oklahoma State	68 81
L/A	2/5	15/Kansas (18)	77 85
W/H	2/9	15/Colorado	86 72
W/A	2/13	17/Iowa State	65 57
W/H	2/16	17/Oklahoma	105 93
W/H	2/18	17/Northern Illinois	82 73
L/A	2/20	14/Missouri	71 91
W/H	2/23	14/Kansas State	85 78
L/A	2/27	15/Oklahoma State (12)	69 80
W/H	3/3	15/Kansas (10)	85 75
Big Eight Tournament			
W/KC	3/8	13/Oklahoma (OT)	117 113
W/KC	3/9	13/Kansas (12)	87 83
L/KC	3/10	13/Missouri	82 90

NCAA Tournament***

L/N	3/14	11/Xavier (Ohio)	84 89
*San Juan, Puerto Rico			
***Minneapolis, Minn.			

Season Notes: After three-straight seventh-place Big Eight finishes, Nebraska won a school-record 26 games (against eight losses) and made school's second-ever



Derek Chandler set the single-season record with 91 blocked shots in the 1991-92 season.

NCAA Tournament appearance...Huskers held a national ranking for a school-record 14-straight weeks, finished with highest rankings ever of No. 9 by UPI and No. 11 by AP...NU finished third in Big Eight race after being tabbed for eighth in preseason poll of league media and made its first-ever appearance in the league's postseason tournament title game...Cornhuskers had school-record tying 14-game win string from late November through late January...Rich King was second-team All-Big Eight pick, finished career with fourth-highest point total in school history (1,475) would go on to become NU's first-ever NBA first-round draft pick (14th pick, Seattle SuperSonics).

1991-92 Won 19, Lost 10

(7-7 in Big Eight, 5th)
Home: 14-2 (5-2) **Away:** 5-8 (2-5)
Coach: Danny Nee

		NU	Opp.
W/H	11/23	Sam Houston State	91 42
W/H	11/25	Southern California	93 84
W/A	11/30	Southern Utah	106 101
W/H	12/2	The Citadel	84 61
L/A	12/4	Michigan State (22)	78 101
W/A	12/7	Creighton	90 85
W/H	12/11	Wisconsin	86 67
Ameritas Classic*			
W/H	12/20	Texas A&M*	91 68
W/H	12/21	Eastern Washington*	102 67
W/H	12/30	Wisconsin-Green Bay	76 68
W/A	1/2	Toledo	57 52
W/H	1/4	Eastern Illinois	81 68
W/A	1/11	Colorado	84 74
L/H	1/18	Missouri (13)	73 83
W/H	1/20	Missouri-Kansas City	74 71

L/A	1/25	Kansas (5)	78	103
L/H	1/28	Oklahoma (18)	76	79
W/H	2/1	Iowa State	68	63
W/H	2/5	Oklahoma State (2)	85	69
L/A	2/8	Kansas State	66	70
L/A	2/17	Missouri (9)	61	87
W/H	2/19	Kansas (OT, 3)	81	79
W/A	2/22	Iowa State (23)	80	70
L/A	2/26	25/Oklahoma State (14)	51	72
W/H	2/29	25/Colorado	84	70
W/H	3/4	Kansas State	91	62
L/A	3/7	Oklahoma	97	106
Big Eight Tournament				
L/KC	3/13	Oklahoma (24)	85	107
NCAA Tournament				
L/N	3/19	Connecticut**	65	86

**Cincinnati, Ohio

Season Notes: Nebraska made back-to-back NCAA Tournament appearances for the first time ever...picked to finish sixth in a preseason poll of Big Eight media, the Huskers were fifth at 7-7...Huskers' appearance at No. 25 in the Feb. 24 AP poll marked first time NU had been rated in consecutive years...eight of 10 losses were to nationally-ranked opponents and all 10 were to postseason tournament teams...two biggest wins of the season came in February, an 86-65 decision over 20-0 and No. 2 Oklahoma State and an 81-79 overtime victory over No. 3 Kansas two weeks later...Jamar Johnson was second-team All-Big Eight pick...Derrick Chandler broke NU single-season record for blocked shots and finished year with second-highest one-year total in Big Eight history (91).

1992-93 Won 20, Lost 11


(8-6 in Big Eight, tie 2nd)
Home: 14-2 (5-2) **Away:** 6-9 (3-4)
Coach: Danny Nee

		NU	Opp.
Ameritas Classic*			
W/H	12/4	Colgate*	108 76
W/H	12/5	Kent*	85 61
W/H	12/7	25/Citadel	86 46
W/H	12/10	25/Creighton	100 83
W/A	12/12	25/Wichita State	71 64
W/H	12/19	20/Appalachian State	93 83
W/H	12/21	17/Texas-Arlington	116 95
L/A	12/23	17/Southern California	64 7
Rainbow Classic**			
L/N	12/28	20/Michigan** (6)	73 88
L/N	12/29	20/Southwestern La.**	80 109
W/N	12/30	20/Fordham**	79 55
W/H	1/2	20/Eastern Illinois	70 54
W/H	1/5	Southern Utah	100 85
W/A	1/9	Missouri-Kansas City	66 65
L/A	1/14	Oklahoma (10)	89 102
L/A	1/16	Oklahoma State	73 78
W/H	1/20	Sacramento State	86 70
L/H	1/23	Kansas State	64 66
W/A	1/25	Colorado	82 67
W/H	1/30	Missouri (OT)	88 87
L/A	2/3	Iowa State	69 96
W/H	2/7	Kansas (3)	68 64
W/A	2/13	Kansas State (23)	80 59
L/H	2/15	Oklahoma State	63 73
W/A	2/21	Missouri	76 75
W/H	2/24	Colorado	76 67
W/H	2/27	Iowa State	91 87
L/A	3/3	Kansas (8)	83 94
W/H	3/7	Oklahoma	94 83

Big Eight Tournament				
L/KC	3/12	Kansas State	45	47
NCAA Tournament				
L/N	3/19	New Mexico State*** (24)	79	93

**Honolulu, Hawaii
 ***Syracuse, N.Y.

Season Notes: For third-straight season, Nebraska earns an NCAA Tournament invite...second time in three seasons that Cornhuskers win 20 games...Nee becomes first person in NU history to coach three 20-game winners...Eric Piatkowski earned first-team All-Big Eight



Nebraska's 1993-94 team captured the school's first-ever Big Eight Tournament title.

honors, the first Husker honored since Dave Hoppen earned the last of three-straight such awards in 1985-86...Piatkowski became 16th player in school history to reach the 1,000-point plateau...NU began season ranked 25th in AP poll, was ranked in six of first seven polls before falling out...Huskers' 21-point win at Manhattan was their largest on the road in conference play since the 1931-32 season.

1993-94 Won 20, Lost 10

(7-7 in Big Eight, 4th)
Home: 13-3 (5-2) **Away:** 7-7 (2-5)
Coach: Danny Nee

		NU	Opp.
11/27	W/H	Texas-San Antonio	96 85
11/28	L/H	Texas	75 78
12/1	L/A	Appalachian State	82 91
Ameritas Classic*			
W/H	12/3	Ohio*	94 68
W/H	12/4	Portland*	111 85
W/A	12/9	Creighton	67 53
W/H	12/11	Wichita State	94 72
W/A	12/18	Michigan State	85 81
W/H	12/20	Florida A&M	86 61
W/H	12/31	Northern Iowa	70 63
W/A	1/3	Iowa State	78 72
W/H	1/5	Southern Utah	89 85
W/H	1/8	Colorado	106 67

W/H	1/15	Missouri-Kansas City	92	71
L/A	1/19	Colorado	81	86
L/H	1/24	Missouri (24)	73	89
L/H	1/29	Oklahoma	76	79
L/A	2/6	Kansas (3)	87	94
W/A	2/9	Kansas State	76	68
W/H	2/12	Iowa State	102	96
L/A	2/14	Oklahoma (OT)	111	115
L/A	2/19	Oklahoma State	80	98
W/H	2/23	Kansas (10)	96	87
W/H	2/26	Kansas State	86	77
W/H	3/2	Oklahoma State (21)	89	81
L/A	3/5	Missouri (6)	78	80

Big Eight Tournament				
W/KC	3/11	Oklahoma	105	88
W/KC	3/12	Missouri (3)	98	91
W/KC	3/13	Oklahoma State (23)	77	68
NCAA Tournament **				
L/N	3/17	22/Pennsylvania	80	90

**Long Island, N.Y.

Season Notes: For first time in school history, NU recorded back-to-back 20-win seasons, as Huskers finished 20-10 overall en route to a fourth-straight NCAA Tournament appearance...after 1-2 start, NU ran off 11-straight wins, a streak highlighted by road wins at Michigan State and Iowa State (snapped Cyclones' 22-game homecourt win streak)...Huskers were 4-6 in Big Eight with four games to

play, but rallied to win three of their last four, then went on to capture first-ever Phillips 66 Big Eight Tournament title...Eric Piatkowski earned first-team All-Big Eight honors for second-straight season, averaged 21.5 points and finished his career as No. 2 scorer in school history with 1,817 points...Bruce Chubick earned first-team Phillips 66 Academic All-Big Eight honors for third straight season...NU was ranked 22nd in final AP poll, marking fourth straight season it appeared in the rankings, and only third time in school history it had been ranked in season-ending poll.

1994-95 Won 18, Lost 14

(4-10 in Big Eight, 7th)
Home: 11-6 (2-5) **Away:** 5-6 (2-5)
Coach: Danny Nee

	NU	Opp.
San Juan Shootout[^]		
W/N 11/25	Northeast Louisiana [^]	99 77
L/N 11/26	Virginia Tech [^]	81 87
W/N 11/27	College of Charleston [^]	74 72
Ameritas Classic*		
W/H 12/2	Morehead State*	96 55
W/H 12/3	Idaho State*	98 72
W/H 12/7	Creighton	85 57
W/H 12/10	Michigan State (15, OT)	96 91
W/H 12/17	24/Western Illinois	69 62
W/H 12/21	24/Northeastern Illinois	101 60
W/A 12/22	24/Northern Iowa (OT)	95 88
W/H 12/29	23/Delaware State	94 52
W/H 12/31	23/Appalachian State	108 71
L/A 1/4	19/Texas	74 102
L/H 1/7	19/Missouri	74 82
W/A 1/9	Long Beach State	82 71
W/H 1/12	Kansas State	78 56
W/A 1/18	Missouri-Kansas City	63 60
L/A 1/23	Kansas (7)	67 84
L/A 1/28	Oklahoma (25)	72 82
L/H 2/1	Oklahoma State	65 82
W/H 2/5	Oklahoma (24)	71 59
W/A 2/8	Colorado	100 86
L/A 2/11	Iowa State (19, OT)	69 72
L/H 2/14	Kansas (3)	68 91
L/A 2/18	Oklahoma State (22)	53 93

W/A 2/22	Missouri (14)	78	75
L/H 2/25	Colorado	74	80
L/A 3/1	Kansas State	73	75
L/H 3/5	Iowa State (24)	77	79
Big Eight Tournament			
L/KC 3/10	Oklahoma State (19)	48	68
National Invitation Tournament			
W/H 3/16	Georgia	69	61
L/H 3/21	Penn State	59	65

[^]San Juan Shootout, San Juan, P.R.

Season Notes: Nebraska reached the second round of the NIT in its fifth-straight postseason appearance...after an 11-1 start that included a 9-0 mark in December, NU dropped 13 of its next 20 games...Huskers climbed as high as 18th (CNN/USA Today) and 19th (AP) in the national polls...Jaron Boone earned second-team All-Big Eight honors and set single-season school records for 3-point field goals and 3-point attempts...Erick Strickland, a Big Eight All-Defensive team member, established a school record for steals in a season (89)...Nebraska won 18 games for only the 15th time and the sixth time under Danny Nee.

1995-96 Won 21, Lost 14

(4-10 in Big Eight, 7th)
Home: 11-5 (3-4) **Away:** 10-9 (1-6)
Coach: Danny Nee

	NU	Opp.
Big Island Invitational[^]		
W/N 11/24	Toledo [^]	72 59
W/N 11/25	Oregon [^] (OT)	114 106
W/N 11/26	Minnesota [^]	96 85
Ameritas Classic*		
W/H 12/1	Georgia Southern*	82 59
W/H 12/2	Grambling State*	96 80
W/A 12/6	Creighton	88 67
L/A 12/9	Minnesota	80 91
L/H 12/16	Northern Iowa	104 109
W/H 12/18	Northeastern Illinois	94 76
W/H 12/20	Delaware State	88 41
Far West Classic%		
W/N 12/29	Oregon%	99 76
L/N 12/30	Mississippi State% (17)	66 69

W/H 1/3	Texas (23)	85	69
W/H 1/6	Long Beach State	69	68
W/H 1/10	Colorado	79	74
L/A 1/13	Oklahoma (30T)	100	117
W/H 1/17	Missouri-Kansas City	87	69
W/A 1/20	Oklahoma State	66	57
W/H 1/24	Missouri	76	58
L/H 1/28	Kansas (3)	73	88
L/A 1/31	Kansas State	68	77
L/H 2/3	Iowa State	65	75
L/A 2/7	Missouri	98	99
L/A 2/10	Iowa State (21)	59	74
L/H 2/17	Oklahoma State	57	72
L/A 2/19	Kansas (5)	71	81
L/H 2/25	Oklahoma (OT)	76	80
L/A 2/28	Colorado	64	78
W/H 3/3	Kansas State	70	66
Big Eight Tournament			
L/N 3/8	Iowa State (23)	60	62
National Invitation Tournament			
W/A 3/14	Colorado State	91	83
W/H 3/19	Washington State	82	73
W/A 3/22	Fresno State	83	71
W/N 3/26	Tulane#	90	78
W/N 3/28	St. Joseph's#	60	56


[^] Big Island Invitational, Hilo, Hawaii; * Lincoln, Neb.
 % Far West Classic, Portland, Ore.
 # NIT, New York, N.Y.

Season Notes: The Huskers captured the NIT title, Nebraska's first national tournament title of any kind...1995-96 marked the first time in six seasons NU did not appear in the national polls...after a 15-4 start, Nebraska dropped nine straight games...Erick Strickland earned second-team All-Big Eight honors, was named to the Big Eight All-Defensive team and was the NIT Most Valuable Player...freshman Tyrone Lue was a first-team Big Eight All-Freshman selection and was named to the NIT All-Star team.

1996-97 Won 18, Lost 15

(7-9 in Big 12, 7th)
Home: 13-3 (6-2) **Away:** 5-12 (1-7)
Coach: Danny Nee

	NU	Opp.
L/A 11/23	Texas (17) (OT)	81 83
W/H 11/26	Weber State	83 66
W/H 11/30	Oregon State	75 67
W/H 12/3	Texas-San Antonio	79 76
Ameritas Classic*		
W/H 12/6	Coppin State*	88 72
W/H 12/7	Bowling Green*	73 68
W/A 12/11	Mo.-Kansas City	76 64
L/H 12/21	Minnesota (16)	56 70
Puerto Rico Holiday Classic@		
W/N 12/30	Old Dominion@	72 66
L/N 12/31	Cincinnati (6)@	73 84
L/N 1/1	Bowling Green @	55 58
L/A 1/4	Colorado	73 79
W/H 1/8	Creighton	71 52
W/H 1/11	Texas A&M	74 72
W/H 1/15	Kansas State (OT)	87 77
W/H 1/18	Missouri	76 53
L/A 1/22	Missouri	74 75
L/A 1/25	Oklahoma	77 84
L/H 1/29	Iowa State (11)	67 77
L/A 2/1	Kansas (1) (OT)	77 82
W/H 2/5	Colorado (15)	77 69
L/A 2/8	&Texas Tech (23)	74 87
L/A 2/10	Kansas State	53 61
W/A 2/13	Northern Iowa	77 69
W/H 2/16	Texas	79 67
L/A 2/19	Baylor	60 71
W/A 2/22	Iowa State (7) (OT)	74 69
W/H 2/26	Oklahoma State	77 68
L/H 3/2	Kansas (1)	65 85
Phillips 66 Big 12 Tournament#		
L/N 3/6	Missouri#	72 78



Nebraska captured the 1996 NIT title, defeating St. Joseph's in the title game.

00-01 History

National Invitation Tournament%

W/H	3/12	Washington%	67	63
W/A	3/18	Nevada%	78	68
L/A	3/21	Connecticut%	67	76

* Ameritas Classic, Lincoln, Neb.
 @ Puerto Rico Holiday Classic, Bayamon, P.R.
 # Big 12 Tournament, Kansas City, Mo.
 %-National Invitation Tournament
 &-Texas Tech later forfeited game

Season Notes: Nebraska won 18 or more games for the seventh straight year and reached postseason play for the seventh straight year...the Huskers defeated a ranked team for the seventh straight season with wins over Colorado and Iowa State...NU appeared in the NIT for the third consecutive season...Mikki Moore became NU's all-time blocked shot leader...Tyronn Lue earned second-team All-Big 12 honors...Cookie Belcher was a first-team All-Big 12 Rookie selection...NU was 13-3 at home, losing only to Kansas, Iowa State and Minnesota, three teams who advanced to the NCAA Sweet 16.

1997-98 Won 20, Lost 12

(10-6 in Big 12, 4th)
Home: 13-2 (6-2) **Away:** 7-10 (4-4)
Coach: Danny Nee

		NU	Opp.
W/H	11/16	UNC Greensboro	75 51
W/H	11/19	Western Illinois	86 57
W/H	11/22	New Orleans	81 66
W/H	11/25	Colorado State	64 57
W/H	11/29	Texas-San Antonio	68 59
L/A	12/1	Tulsa	68 85

Ameritas Classic*			
W/H	12/5	UNC Wilmington*	85 68
W/H	12/6	Grambling State*	85 48
L/A	12/10	Creighton	73 84
W/A	12/13	Minnesota	70 66

Rainbow Classic@			
W/N	12/27	Virginia@	80 65
L/A	12/29	Hawaii@	62 87
L/N	12/30	Vanderbilt@	69 80
L/A	1/3	Kansas (2)	76 96
W/A	1/7	Oklahoma State	67 62
W/H	1/11	Colorado	87 72
W/H	1/18	Oklahoma	53 43
L/A	1/21	Texas	91 105
W/H	1/24	Iowa State	63 49
L/A	1/28	Kansas State	49 72
L/H	2/1	Kansas (5)	71 82
L/A	2/4	Missouri (OT)	76 81
L/H	2/7	Kansas State	63 69
W/A	2/11	Texas A&M	75 58
W/H	2/14	Baylor	66 55
W/H	2/18	Missouri (OT)	67 66
W/A	2/21	Colorado	79 71
W/H	2/25	Texas Tech	82 65
W/A	2/28	Iowa State	70 62

Phillips 66 Big 12 Tournament#			
W/N	3/6	Baylor#	65 46
L/N	3/7	Kansas (4)#	59 91

NCAA Tournament%			
L/N	3/12	Arkansas (17)%	65 74

* Ameritas Classic, Lincoln, Neb.
 @ Rainbow Classic, Honolulu, Hawaii
 # Big 12 Tournament, Kansas City, Mo.
 %-NCAA Tournament, Boise, Idaho

Season Notes: Nebraska's school record of consecutive postseason appearances reached eight seasons...Nebraska won 20 games for the fifth time in eight seasons and the sixth time under Danny Nee...NU made its first NCAA Tournament appearance since 1994, but failed to pick up its first NCAA win...Nebraska posted seven consecutive wins against league foes for the first time in 20 seasons...NU's 10-6 league record was its best since a 9-5 Big Eight mark in 1990-91...Tyronn Lue was a first-team All-Big 12 choice and became NU's 19th, 1,000-point scorer and was a first-round NBA draft choice...Venson Hamilton broke the single-season rebounding record.

1998-99 Won 20, Lost 13

(10-6 in Big 12, tie-5th)
Home: 12-4 (6-2) **Away:** 6-6 (4-4)
Coach: Danny Nee

		NU	Opp.
W/H	11/14	UNC Greensboro	79 59
L/N	11/19	Villanova*	60 75
W/N	11/21	Washington State*	95 84
L/N	11/22	Wisconsin*	41 78
W/H	11/28	North Carolina A&T	65 47
L/H	12/1	Tulsa	49 52

Ameritas Classic**			
W/H	12/4	Southwest Texas State**	63 54
W/H	12/5	Colgate**	60 48
W/H	12/9	Creighton	76 60
L/A	12/12	Colorado State	49 75
L/H	12/19	Minnesota (17)	51 55
W/A	12/27	San Francisco	62 52
W/A	12/30	UMKC	81 65
L/A	1/2	Missouri	57 80
L/H	1/10	Texas	76 89
W/H	1/13	Kansas State	70 61
W/A	1/16	Baylor	68 55
W/A	1/20	Oklahoma (25)	96 81
W/H	1/23	Colorado	72 55
W/H	1/27	Kansas (20)	84 69
L/A	1/30	Iowa State	47 52
W/A	2/3	Colorado	57 52
W/H	2/6	Missouri (24)	69 61
W/A	2/10	Kansas (24)	64 59
W/H	2/13	Iowa State	59 57
L/H	2/17	Oklahoma State	48 60
L/A	2/20	Texas Tech	68 73
L/A	2/24	Kansas State	45 62
W/H	2/27	Texas A&M	87 68

Phillips 66 Big 12 Tournament#			
W/N	3/4	Texas Tech#	69 50
L/N	3/5	Kansas#	53 77

NIT Tournament%			
W/H	3/10	UNLV%	68 55
L/A	3/15	TCU%	89 101

*-Top of the World Classic, Fairbanks, Alaska
 **-Ameritas Classic, Lincoln, Neb.
 #-Big 12 Tournament, Kansas City, Mo.
 %-NIT Tournament

Season Notes: Nebraska's school record of consecutive postseason appearances reached nine seasons...Nebraska won 20 games for the sixth time in nine seasons, the seventh time under Danny Nee...senior center Venson Hamilton was named first-team All-Big 12, the Big 12 Player of the Year and an honorable-mention All-American...Hamilton also became Nebraska's all-time leader in rebounding, blocked shots and games played and joined NU's 1,000-point club...junior guard Cookie Belcher broke the NU single-game, season and career steals record and was a third-team All-Big 12 pick...the Huskers swept Big 12 power Kansas for the first time since 1983 and also won at Lawrence for the first time since the same season...the Huskers won 10 conference games for the second straight season and for the first time in school history posted four straight wins against nationally-ranked opponents, including two on the road.

1999-2000 Won 11, Lost 19

(4-12 in Big 12, tie-8th)
Home: 10-6 (4-4) **Away:** 1-13 (0-8)
Coach: Danny Nee

		NU	Opp.
W/H	11/23	Eastern Illinois (2OT)	81 78
Hoop and Quill Classic*			
L/N	11/26	Southern Mississippi*	48 75
W/N	11/27	Northwestern*	61 52
L/N	11/28	Rutgers*	62 81
Ameritas Classic**			
L/H	12/3	Western Carolina**	72 74
W/H	12/4	Monmouth**	63 47
L/A	12/9	Creighton	72 89
W/H	12/11	Pittsburgh	69 57

L/N	12/18	Arizona (4)***	59 80
L/H	12/20	San Francisco	60 64
W/H	12/22	Oral Roberts	80 65
W/H	12/31	Minnesota	90 78
W/H	1/4	Pacific	92 68
L/A	1/8	Kansas State	79 97
L/H	1/12	Iowa State	65 66
L/A	1/15	Kansas (8)	82 97
W/H	1/19	Texas Tech	70 67
W/H	1/22	Baylor	69 55
L/A	1/25	Texas (17)	55 82
W/H	1/29	Kansas State	81 72
L/H	2/5	Missouri	78 84
L/A	2/8	Colorado	58 70
L/A	2/12	Iowa State (17)	65 87
L/H	2/14	Oklahoma (20)	54 62
L/A	2/19	Oklahoma State (8)	55 94
L/H	2/23	Kansas (23)	58 83
W/H	2/26	Colorado	69 64
L/A	3/1	Missouri	72 86
L/A	3/4	Texas A&M (OT)	76 83

Phillips 66 Big 12 Tournament#			
L/N	3/9	Baylor#	55 63

*-Hoop and Quill Classic, St. Charles, Mo.
 **-Ameritas Classic, Lincoln, Neb.
 ***-Las Vegas Showdown, Las Vegas, Nev.
 #-Big 12 Tournament, Kansas City, Mo.

Season Notes: Danny Nee established a new school record for coaching victories with his 254, passing Joe Cipriano's school record of 254...Nebraska tied the school record for losses with 19 and did not win a game on an opponent's home court for the first time since 1960...Kimani Ffriend earned second-team All-Big 12 honors, while Larry Florence and Steffon Bradford were honorable-mention selections.

Nebraska Basketball Television Log

Season	Network	Oppt. (W/L)				
1966-67	TVS	Colorado/W		Raycom	@Oklahoma/L	ESPN
	TVS	@Iowa State/W		Raycom	Kansas/W	Raycom
	TVS	Kansas/L	1987-88	Raycom	*Kansas St./L	Raycom
	TVS	@Colorado/L		ESPN	Villanova/L	Raycom
1967-68	TVS	Missouri/W		Raycom	Missouri/W	Raycom
	TVS	@Colorado/L		ESPN	Okla. State/L	Raycom
1968-69	TVS	Kansas/L		Raycom	@Kansas St./L	ESPN
	TVS	@Iowa State/L		Raycom	Colorado/W	CBS
	TVS	@Oklahoma/W		Raycom	Iowa State/L	1994-95
1969-70	TVS	Missouri/W		Raycom	Oklahoma/L	ABC
	TVS	Iowa State/W	1988-89	Raycom	Kansas St./L	CSM
1970-71	TVS	Kansas/L		HSE	@Texas Tech/ W	ESPN
	TVS	at Missouri/L		ESPN	@Ohio State/L	ESPN
1971-72	TVS	Colorado/W		Raycom	Missouri/L	CSM
	TVS	at Colorado/L		Raycom	Kansas/W	CSM
	TVS	Missouri/L		Raycom	@Kansas St./L	ABC
1972-73	TVS	Missouri/L		Raycom	Iowa State/W	CSM
	TVS	Kansas/W	1989-90	Raycom	*Missouri/L	ESPN2/CSM
	TVS	@Kansas St./L		ESPN	@Creighton/L	CSM
1973-74	TVS	Okla. State/W		Raycom	Missouri/L	CSM
	TVS	@Iowa State/L		Raycom	Kansas St./W	CSM
1974-75	TVS	Kansas State/W		Raycom	@Kansas/L	ESPN
	TVS	@Colorado/L		Raycom	@Iowa State/L	1995-96
1975-76	TVS	@Kansas St./W		Raycom	*Oklahoma/L	CSM
	TVS	Okla. State/W	1990-91	Prime	Creighton/W	CBS
	TVS	@Iowa State/W		Raycom	@Kansas St./W	CSM
1976-77	TVS	Okla. State/W		Raycom	Iowa State/W	CSM
	TVS	Okla. State/W		ESPN	@Colorado/L	ESPN
1977-78	TVS	Okla. State/W		Prime	Missouri/W	CSM
1978-79	TVS/NBC	@Iowa State/W		Raycom	Okla. State/L	CSM
	TVS/NBC	Kansas/W		Raycom	Colorado/W	ESPN
1979-80	ESPN	Nebraska/W		Prime	Oklahoma/W	1996-97
	TVS/NBC	Missouri/L		Raycom	Kansas St./W	ESPN
	TVS/NBC	Kansas/W		Prime	@Okla. State/L	ESPN2
1980-81	TVS/NBC	Colorado/L		Prime	Kansas/W	CSM
	TVS/NBC	Kansas/W		Raycom	*Oklahoma/W	ESPN
	TVS/NBC	@Okla./ W		Raycom	*Kansas/W	CSM
1981-82	TVS/NBC	Iowa State/W		ABC	*Missouri/L	CSM
	TVS/NBC	Okla. State/W	1991-92	CBS	!Xavier/L	CSM
	ESPN	Oklahoma/W		ESPN	@Creighton/W	ESPN2
	TVS/NBC	Kansas St./L		Prime	Wisconsin/W	CSM
	TVS/NBC	Missouri/L		Raycom	@Colorado	CSM
1982-83	ESPN	@Iowa State/W		Raycom	Missouri/L	ABC
	TVS/NBC	@Colorado/L		Raycom	@Kansas/L	CSM
	TVS/NBC	Kansas/W		ESPN	Oklahoma/L	1997-98
	ESPN	@Oklahoma/L		Prime	Iowa State/W	ESPN2
	TVS/NBC	Okla. State/W		Prime	Okla. State/W	ESPN
1983-84	ESPN	Missouri/L		Raycom	@Kansas St./L	Big 12 TV
	KATZ	@Kansas/L		ESPN	@Missouri/L	Big 12 TV
	KATZ	@Kansas St./W		Prime	Kansas/W	Big 12 TV
	KATZ	Oklahoma/L		Raycom	@Iowa State/W	Big 12 TV
	KATZ	Missouri/W		Prime	@Okla. State/L	ABC
	KATZ	Colorado/W		Raycom	Colorado/W	Big 12 TV
	KATZ	@Oklahoma/L		Prime	Kansas St./W	ESPN
	KATZ	Kansas St./L		Prime	@Oklahoma/L	Big 12 TV
1984-85	SportsTime	@Okla. State/L		Raycom	*Oklahoma/L	Big 12 TV
	SportsTime	Kansas/L		CBS	!Connecticut/L	CBS
	KATZ	@Oklahoma/L	1992-93	Prime	Creighton/W	Big 12 TV
	SportsTime	@Colorado/L		Raycom	@Okla. State/L	Big 12 TV
	SportsTime	@Kansas St./L		Prime	Kansas State/W	Big 12 TV
	SportsTime	Iowa State/W		ESPN	@Colorado/W	Big 12 TV
	KATZ/AB	@Missouri/L		Raycom	Missouri/W	Big 12 TV
	SportsTime	@Kansas/L		ABC	Kansas/W	ESPN
	KATZ	Oklahoma/L		Raycom	@Kansas St./W	ESPN
	KATZ	@Kansas/L		ESPN	Okla. State/L	Big 12 TV
1985-86	Raycom	Iowa State/W		Raycom	@Missouri/W	Big 12 TV
	Raycom	@Colorado/W		Raycom	Iowa State/W	Big 12 TV
	Raycom	@Missouri/W		Prime	@Kansas/L	Big 12 TV
	Raycom	@Kansas/L		ABC	Oklahoma/W	1999-2000
	Raycom	@Iowa State/L		Raycom	*Kansas St./L	ESPN2
	Raycom	@Kansas St./ W	1993-94	CBS	!NMSU/L	Big 12 TV
	Raycom	*Okla. State/W		Prime	Texas/L	Big 12 TV
	Raycom	*Iowa State/L		ESPN	@Iowa State/W	Big 12 TV
	CBS	Western Ky./L		Raycom	Colorado/W	Big 12 TV
1986-87	Raycom	@Kansas St./L		Prime	@Colorado/L	Big 12 TV
	Raycom	Colorado/W		ESPN	Missouri/L	Big 12 TV
	Raycom	Okla. State/W		Prime	Oklahoma/L	Big 12 TV
	Raycom	@Colorado/W		ABC	@Kansas/L	Big 12 TV
	Raycom	Kansas St./W		Raycom	Iowa State/W	

* Conference Tournament; !NCAA Tournament; # National Invitation Tournament

The Last Time...

A Player . . .

Scored 30 points:

Nebraska—31, Tyronn Lue at Colorado, Feb. 21, 1998
Opponent—30; Bernard King, Texas A&M, March 4, 2000

Scored 40 points:

Nebraska—42, Eric Piatkowski vs. Oklahoma, March 11, 1994
Opponent—43, Harold Miner, Southern Cal, Nov. 25, 1991

Hit 90 percent of field goal attempts (min. 9 att.):

Nebraska—1.000, Mikki Moore, at Nevada, March 18, 1997 (9-9) (NIT)
Opponent—.900, Marcus Fizer, Iowa State, Feb. 12, 2000 (9-10)

Hit 100 percent of free throw attempts (min. 10 att.):

Nebraska—10-10, Jamar Johnson at Southern Utah, Nov. 30, 1991
*Opponent—11-11, Jason Daisy, Northern Iowa, Feb. 13, 1997**

Made 10 or more field goals:

Nebraska—10, Larry Florence, vs. Western Carolina, Dec. 3, 1999
Opponent—11, Marcus Fizer, Iowa State, Jan. 12, 2000

Attempted 20 or more field goals:

Nebraska—21, Larry Florence, vs. Colorado, Feb. 26, 2000
Opponent—20, Cortez Groves, Kansas State, Jan. 8, 2000

Made five or more 3-pointers:

Nebraska—5, Cary Cochran, at Kansas, Jan. 15, 2000
Opponent—5, Clarence Gilbert, Missouri, March 1, 2000

Had 15 or more rebounds:

Nebraska—15, Kimani Ffriend, vs. Colorado, Feb. 26, 2000
Opponent—15, Monte Hardge, Missouri, Feb. 4, 1998

Had 10 or more assists:

Nebraska—10, Cookie Belcher, vs. Pittsburgh, Dec. 11, 1999
Opponent—10, Nick Bradford, Kansas, Jan. 15, 2000

Had five or more blocked shots:

Nebraska—5, Kimani Ffriend, at Texas, Jan. 25, 2000
*Opponent—8, John Flippen, Baylor, March 9, 2000 (B12T)**

Had five or more steals:

Nebraska—6, Cookie Belcher, at Texas Christian, March 15, 1999 (NIT)
Opponent—6, Nick Bradford, Kansas, Feb. 23, 2000

Team . . .

Scored 100 or more points:

Nebraska—100, at Oklahoma, Jan. 13, 1996
Opponent—101, Texas Christian, March 15, 1999 (NIT)

Scored 40 or fewer points:

Nebraska—39, vs. Kansas State, March 7, 1984
Opponent—39, Air Force, Dec. 8, 1962

Had three or more 20-point scorers:

Nebraska—vs. Oregon, Nov. 25, 1995 (Jaron Boone, 30; Tyronn Lue, 30; Erick Strickland, 20)
Opponent—at Texas, Jan. 21, 1998 (Chris Mihm 29, Luke Axtell 25, Kris Clack 22)

Had three players with 10 rebounds:

Nebraska—vs. Texas Tech, Jan. 19, 2000 (Steffon Bradford, 16; Kimani Ffriend, 12; Louis Truscott, 11)
Opponent—at Oklahoma, Jan. 13, 1996 (Ernie Abercrombie 12, Ryan Minor, 10; Nate Erdmann, 10)

Had three players with double-doubles:

Nebraska—vs. Texas Tech, Jan. 19, 2000 (Steffon Bradford, Kimani Ffriend, Louis Truscott)
Opponent—need (pre-1990)

Shot 70 percent from the field:

Nebraska—.723, vs. UNC Wilmington, Dec. 5, 1997 (34-47)
Opponent—.723, vs. Kansas, Feb. 2, 1985 (34-47)

Shot 60 percent from the field:

Nebraska—.610, vs. Pacific, Jan. 4, 2000 (36-59)
Opponent—.621; Texas Christian, March 15, 1999 (36-58) (NIT)

Shot 90 percent from the free-throw line:

Nebraska—.900, at Iowa State, Feb. 12, 2000 (9-10)
Opponent—.903, Creighton, Dec. 9, 1999 (28-31)

Attempted 40 or more free throws:

Nebraska—41, vs. Kansas State, Jan. 29, 2000 (28-41)
Opponent—43, Kansas, Feb. 1, 1997 (26-43)

Attempted 10 or less free throws:

Nebraska—10, at Iowa State, Feb. 12, 2000
Opponent—9, Oklahoma State, Feb. 19, 2000

Made five or less free throws:

Nebraska—5, vs. Rutgers, Nov. 28, 1999
Opponent—1, Baylor, Jan. 22, 2000

Made 10 or more 3-pointers:

Nebraska—10, vs. Pacific, Jan. 4, 2000
Opponent—12, Baylor, March 9, 2000 (B12T)

Did not make a 3-pointer:

Nebraska—0, at Colorado State, Dec. 12, 1998
Opponent—0, Toledo, Nov. 24, 1995

Had 60 or more rebounds:

Nebraska—60, vs. Oral Roberts, Dec. 22, 2000
Opponent—62, at Colorado, Feb. 15, 1975

Had 30 or more assists:

Nebraska—35, vs. Northeastern Illinois, Dec. 21, 1994
Opponent—30, at Iowa State, Feb. 3, 1993

Had 15 or more steals:

Nebraska—15, vs. Eastern Illinois, Nov. 23, 1999
Opponent—15, Kansas, Feb. 23, 2000

Had 10 or more blocks:

Nebraska—11, vs. Texas A&M, Feb. 27, 1999
Opponent—10, Texas Christian, March 15, 1999 (NIT)

Had 20 or more turnovers:

Nebraska--22; at Missouri, March 1, 2000
Opponent--20, Colorado, Feb. 8, 2000

Had 10 or fewer turnovers:

Nebraska—10, vs. Kansas State, Jan. 29, 2000
Opponent—10, Oklahoma State, Feb. 19, 2000

Nebraska defeated a ranked team:

No. 24 Kansas, Feb. 10, 1999

Nebraska defeated a top five team:

No. 3 Missouri, March 12, 1994 (98-91) (B8T)

Nebraska defeated a ranked team on the road:

No. 24 Kansas, Feb. 10, 1999

Nebraska won five straight games:

5, Games 16-20, Jan. 13, 1999-Jan. 27, 1999

Nebraska won 10 straight games:

10, Games 3-12 in 1994-95, Nov. 27-Dec. 31, 1994

This Is Nebraska

Basketball 2000-2001

Husker Basketball

222-229

Facilities

230-233

Academics

236-239

Radio/TV Roster

248



THROUGH THE DECADES

Husker Century



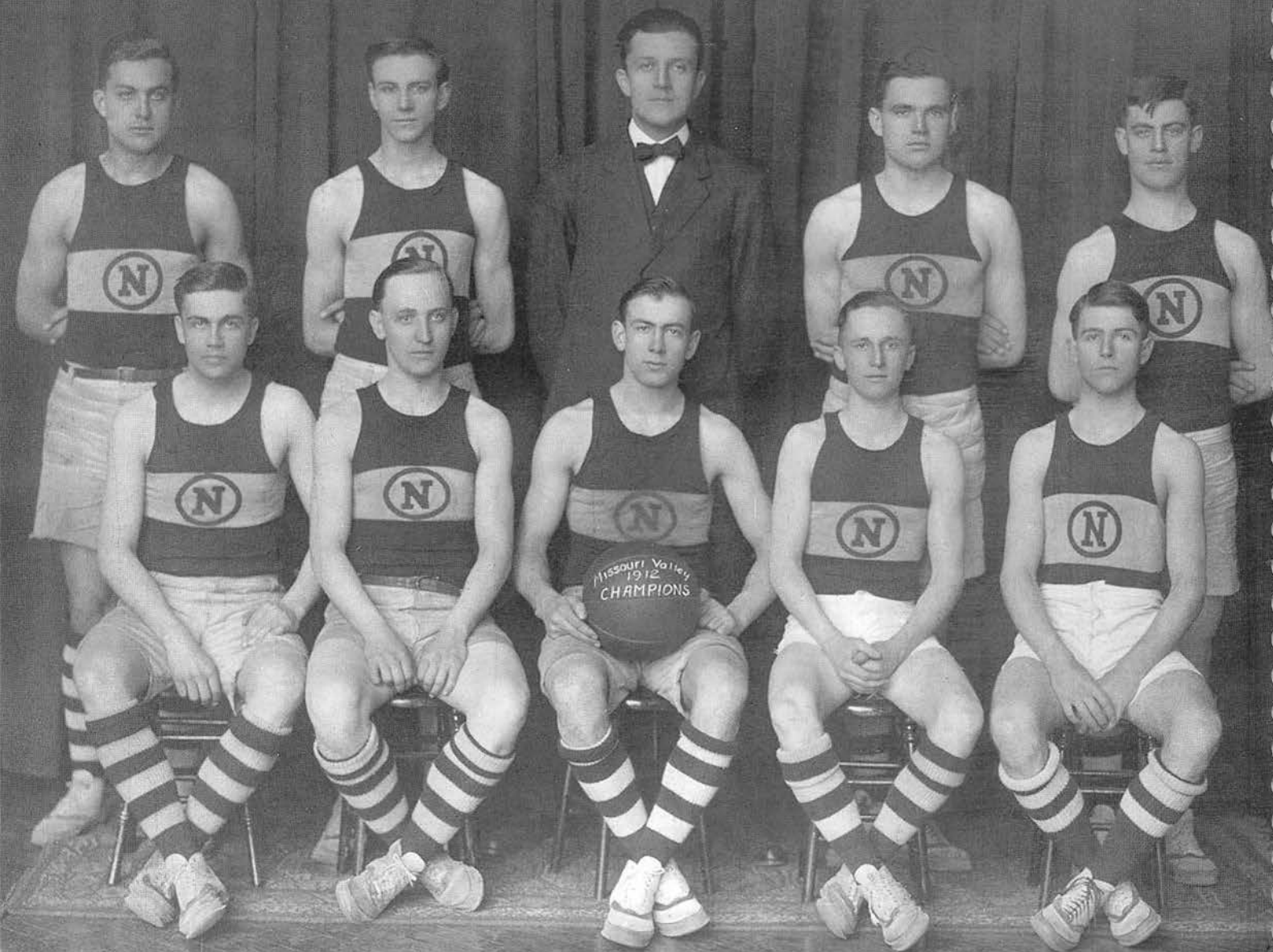
Entering its 104th year of Husker basketball, Nebraska enters its second century looking to build on two of the strongest decades in school history. Nebraska has posted six 20-win seasons in the past 10 years, making nine postseason appearances during that span.

1897-1906

Nebraska posted a 59-26 (.694) record in its first decade of basketball, including three perfect seasons. In those 10 years, the Huskers were coached by Frank Lehmer, T.P. Hewitt, E. Berry, Fred Morrell, Walter Hiltner and R.G. Clapp.

1907-16

The last five teams of the Huskers' second decade all posted winning records. The 1911-12 team (right) won the school's first Missouri Valley Conference title and then repeated as champs in 1912-13 and 1913-14.






◀ 1917-1926 - - - - -

Nebraska fashioned its first 20-win season ever in 1919-20 finishing 22-2 and setting a school record for wins that stood until 1990-91. During the decade Nebraska was 111-71 (.610) and had six winning campaigns.

1927-1936

NU opened the decade in the Nebraska Coliseum, but didn't have much of a home-court advantage, finishing under .500 at home in 1925-26. In 1928-29, Nebraska joined Missouri, Kansas, Kansas State, Iowa State and Oklahoma in forming the Big Six Conference.



1937-1946

Nebraska's record of 65-120 (.351) in this decade was its worst ever. Twice, in 1943-44 and 1944-45, the Huskers mustered only two wins. Sid Held and Don Fitz earned first-team All-Big Six honors in 1940-41. Nebraska lost to the eventual NCAA Champion in both 1939-40 (Indiana) and 1940-41 (Wisconsin).

1947-1956

The Huskers were 102-141 (.420) in the decade. However, the 1948-49 team tied for first in the Big Seven Conference and beat Oklahoma to advance to the NCAA District Tournament. Claude Retherford was a first-team All-Big Seven pick in that season and led the team in scoring. In 1949-50, Bus Whitehead earned first-team all-conference honors as NU tied Kansas and Kansas State for the Big Seven title.

▲ 1957-66

Stu Lantz (above) capped off an otherwise disappointing decade by leading the Huskers to a second-place Big Eight finish and first-ever NIT appearance in 1965-66. The Huskers' 20-5 record was its first 20-win season since 1919-20. Lantz, who finished second to KU's Jo Jo White in the Sophomore-of-the-Year balloting, would go on to become a third-round NBA draft pick. For the decade, NU was 102-142 (.418).

1977-1986

The Cornhuskers posted a 175-119 (.595) record in this decade, including a 15-14 ledger in 1976-77, the first season at the Bob Devaney Sports Center. In 1977-78, the Huskers earned their second postseason tournament bid and first since 1966-67, advancing to the second round of the NIT. NU posted 20 wins twice during the decade (1977-78, 1982-83).

1967-1976

Nebraska finished above .500 for the decade with a 147-111 (.570) record. Marvin Stewart became the first player to average 20 points in a season in 1970-71. The Huskers closed out the decade with a third-place Big Eight finish in 1975-76 and said goodbye to the Nebraska Coliseum. Jerry Fort earned three straight first-team all-conference awards from 1974-76.

1987-1996 ▶

The Huskers enjoyed their most successful full decade, winning 20-or-more games five times. Nebraska advanced to the NCAA Tournament four times, won its first-ever Phillips 66 Big Eight Tournament trophy in 1993-94 and in 1995-96 captured the NIT Championship. For the decade NU was 185-131 (.585).

1997-Present

Nebraska has continued its dominance in the final years of the 20th century. The Huskers have added a pair of 20 win seasons to bring Nebraska's total to six in the last 10 years. NU was also one of just 15 schools to appear in at least nine-consecutive postseason tournaments from 1991 to 1999.



HUSKER GAMEDAY

Magical Experience




Through 24 seasons in the Bob Devaney Sports Center, fans have created an intimidating environment for opponents. The Huskers own an all-time record of 288-84 (.774) in the building, including a 172-22 (.887) mark vs. non-conference opponents. Nebraska, which is 125-34 (.786) at home since since the start of the 1990-91 season, looks for an even bigger advantage this season with the creation of the "Red Zone" for Husker students.

“

Nebraska athletics are very important to the state and the people of Nebraska do an outstanding job of supporting our basketball team. Our crowd gives us a distinct home-court advantage, with their enthusiasm, especially in conference games. They get us energized to play well.”
- Andy Markowski, Husker Forward 1996-1999



Always a fan favorite, Nebraska's Lil' Red was voted the nation's No. 1 mascot by the National Cheerleaders Association in 1999.




The Nebraska Yell Squad and Big Red Express band lead the Devaney Center's 13,500 faithful on game day, helping to create a memorable game day atmosphere that is enjoyed by Husker fans of all ages.



Husker Basketball Facts

- ▶ Nebraska is one of seven NCAA Division I institutions with 1,000 or more all-time basketball wins and more than 700 all-time football wins.
- ▶ Nebraska has traveled to Europe, Australia, Hawaii (five times), Alaska and Puerto Rico (three times) during the last 11 years.
- ▶ The Big 12 Conference had six schools rank in the top 40 nationally in attendance.





More than 1.8 million fans packed the Devaney Center during the 1990s to watch Nebraska basketball. After receiving \$8 million in improvements (including HuskerVision screens) in 1999, the 13,500-seat Bob Devaney Sports Center is one of the best venues in the Big 12 and the nation.




NBA Pipeline

Nebraska players have enjoyed significant professional success following their careers as Huskers. NU has had 24 players drafted by the National Basketball Association, including three first-round picks during the 1990s. At least four former Huskers will be on opening day rosters this year - Eric Piatkowski, Erick Strickland, Tyronn Lue and Mikki Moore.



Eric Piatkowski enters his seventh season with the Los Angeles Clippers after starting 96 games and averaging more than 10 points per game over the last three seasons. Piatkowski was part of four Husker NCAA Tournament teams and is second on NU's all-time scoring list. Piatkowski signed a four-year, \$12 million contract in 1999.



Tyronn Lue came off the bench last year for the NBA Champion Los Angeles Lakers and averaged more than six points per contest. Lue was originally drafted 23rd in the 1998 NBA Draft by the Denver Nuggets, but was immediately traded to the Los Angeles Lakers.




Husker Draft Facts



▶ Nebraska has had 24 players drafted by the National Basketball Association.
 ▶ In the 1990s, Nebraska had three first-round selections in the NBA Draft. Rich King was the 14th selection in 1991, Eric Piatkowski was picked 15th overall in 1994 and Tyronn Lue was selected 23rd in 1998.



Rich King (left), a 1991 first-round draft pick, played center for the Seattle Supersonics from 1991-1995.



Dave Hoppen (right), Nebraska's all-time leading scorer, was drafted by the Atlanta Hawks in 1986 and was the second pick of the 1988 expansion draft by the Charlotte Hornets.



Mikki Moore (above) signed a three-year contract that could total \$9.4 million with the Detroit Pistons in August of 2000 after averaging 7.9 points and shooting 62 percent in 1999-2000.

Erick Strickland (left) enters his first season with the New York Knicks after his best season with the Dallas Mavericks. One of the top young guards in the league, he signed a six-year deal worth more than \$14 million in 1997.

National Attention


With the resurgence of the Nebraska basketball program under new head coach Barry Collier, media attention is at an all-time high. Nebraska is scheduled to make at least 13 national or regional television appearances during the 2000-2001 season. The media attention isn't limited to television broadcasts as the Huskers are consistently covered by national print publications such as USA Today, The Sporting News and Basketball Times.



Husker Media Facts

- ▶ Nebraska has averaged more than 13 regional or national television appearances in the last nine seasons.
- ▶ The Huskers have made nine postseason trips in the last 10 seasons.
- ▶ Nebraska has traveled to Europe, Australia, Hawaii (five times), Alaska and Puerto Rico (three times) during the last 11 years.

Broadcasters such as Dick Vitale and Roger Twibell bring Husker basketball to a national audience. The Huskers will play nationally on ABC on Feb. 25 against Kansas.



Giving Back



The Nebraska basketball team gives back to the community in many ways. Husker players help mentor youths in local schools, visit children in hospitals and travel the state on the Dedicated to Excellence tour. The Huskers also play a large part in the yearly "School is Cool" Jam and the citywide "Read to Win" program.

Nebraska athletes, coaches and staff hosted the ninth-annual "School is Cool" Jam in 2000, attracting more than 14,000 children to the Devaney Sports Center. Both the NCAA and the National Consortium for Academics and Sports have endorsed the nationally acclaimed "School is Cool" Jam.




Husker basketball players and coaches visited more than 30 local elementary schools in the fall of 1998 and 1999 with the inaugural "Read To Win" campaign. The program encourages kids to read and rewards top readers with tickets and prizes.

HOME-COURT ADVANTAGE

Devaney Center

Named after NU's longtime football coach and athletic director, the 13,500-seat Bob Devaney Sports Center is the home to Husker men's and women's basketball, gymnastics, swimming and diving, track and field and wrestling teams. The Devaney Center has hosted numerous NCAA postseason events since its opening in 1976. Before the 1999-2000 season, the Bob Devaney Sports Center underwent \$7.9 million in renovations inside the arena and in the concourse.




The Nebraska ready room (above) and locker room (above, right) in the Bob Devaney Sports Center have both been completely refurbished in recent years.





The main concourse also received extensive renovations, with the addition of a Husker Hall of Honor (right) and a Husker Walk of Fame (below). The displays in the concourse areas highlight more than 100 years of Nebraska athletics and 25 years of Husker women's sports. A timeline (left) placing Nebraska athletic events in history, along with trophy cases and memorabilia and photo displays add to a winning atmosphere that is intended to be both entertaining and informational.



Devaney Center Facts

- ▶ Nebraska has posted 10 straight seasons with 10 or more victories in the Bob Devaney Sports Center.
- ▶ Since 1990-91, only 14 schools have exited the Devaney Center with a win (34 times), including just eight who have won more than once in the building. Six of the last 15 teams to win at Devaney have been ranked 20th or higher.




Two HuskerVision replay screens (above) were added inside the arena, along with hustle-stat boards and digital message boards. A new sound system, lighting system, ring of honor and the addition of chairback seating on the arena floor add to the atmosphere in the arena.


HUSKER FACILITIES

Home of Champions

Nebraska's top facilities aren't limited to the basketball program. Nearly every sport at Nebraska enjoys a venue that ranks among the nation's best. With a \$39 million athletic department budget, Nebraska is dedicated to providing its athletes with a top-notch game day and practice atmosphere in every sport.



Nebraska's Memorial Stadium is home to an NCAA-record 239 consecutive home sellouts dating back to 1962. Skyboxes and a new media facility were added in 1999 at a cost of \$36.1 million.






The Nebraska soccer team plays its home matches at the Abbott Sports Complex. The stadium seats 2,500 people and has been the site of NCAA Soccer Tournament matches in each of the past four seasons.



Nebraska's baseball and softball programs will each receive new multi-million dollar homes in the next two years. The \$32.1 million facility will be completed for baseball in 2001 and softball in 2002.



Home to NU's nationally-ranked volleyball team, the 4,200-seat Nebraska Coliseum is one of the premier facilities in college volleyball.

HUSKER POWER

Faster & Stronger

Husker Power, the model strength and conditioning program in the nation, plays a large part in Nebraska's continued success. With 14 full-time members, eight graduate assistants, 11 student staff positions and four consultants, NU's Performance Team is one of the most intricate strength and performance organizations in the nation.

Nebraska's 30,000 square-foot strength training facility has set the standard for weight rooms across America. Located under Memorial Stadium's west wing, the strength complex is one of the nation's largest and finest. Several other universities have expanded their weight rooms, but Nebraska is still a step ahead. NU has three weight rooms in all, including two in the Devaney Center.



Nebraska is one of the few schools in the country with two full-time certified nutritionists. Making solid nutritional choices not only helps an athlete become stronger, but also enhances game-day performance. Husker student-athletes eat three meals a day at the Performance Buffet in the Hewit Center.



To learn more about Husker Power visit huskers.com and huskerpower.com.

ATHLETIC MEDICINE

The Cutting Edge

Providing expert care to more than 700 Husker student-athletes, Nebraska's Athletic Medicine has one of the most highly-trained and highly-skilled staffs in the country. Under the guidance of Director of Athletic Medicine Dr. Lonnie Albers and Associate Director of Athletic Medicine and Head Athletic Trainer Jerry Weber, the 2000-2001 Nebraska Athletic Medicine staff consists of five doctors, two therapist/trainers, five athletic trainers, five graduate assistant certified athletic trainers and 23 student assistant trainers.



ATHLETIC


MEDICINE

The newly remodeled medical facilities at Nebraska are among the best in the country. The Huskers' training facilities are located in South Memorial Stadium, the NU Coliseum, the Bob Devaney Sports Center and the Abbott Sports Complex.



Academic Success

The success of Nebraska athletes is not limited to the athletic arenas. More Husker student-athletes have been selected to the Verizon/CoSIDA Academic All-America team than from any other school in the country, and more Huskers have earned academic all-conference honors than athletes from any other conference school. Nebraska has led the Big 12 in graduation rates in each of the conference's four years.



Andy Markowski was a three-time academic All-Big 12 selection from 1997 to 1999.

Three Steps to Success

#1

The Nebraska Academic Experience:

From the day student-athletes decide the University of Nebraska is the right place to be, the athletic academic counseling unit provides personal support, academic support and professional development to ensure that student-athletes will get the most out of their years as Huskers.

Step 1: Professional Development Counseling at NU Career Exploration

Knowing that less than 1 percent of all collegiate athletes advance to professional sports, Nebraska pioneered a comprehensive Career Counseling Program for student-athletes in 1988. This program has been modeled by many other NCAA institutions and is now a component of the NCAA Life Skills Program.


The exploration phase has programs designed to help with career selection and clarification. These programs include: interest inventories, DISCOVER (an interactive computerized career guidance program), monthly career nights, career fairs, shadowing experiences, internships and cooperative education.

Career Planning


An important aspect of preparing for a career is the teaching of job-development skills. At Nebraska, methods are taught to improve these skills, including resume development, cover-letter writing, job search strategies, interviewing skills, and graduate, law and medical school placement assistance.

Career & Graduate School Placement

Assistance is provided in securing full-time employment upon graduation. Both the University Career Services office and Alumni office play an instrumental role in the placement process. Guidance is also provided for those with plans for graduate education. Student-athletes have access to graduate career fairs, test preparation, applications workshops and postgraduate scholarships.




Nebraska has been tabbed one of 36 flagship universities and is considered one of the best values among the nation's colleges and universities by the Centers for Studies in College Enrollment.



▶ Nebraska has the highest number of first-, second- and third-team Verizon/CoSIDA Academic All-Americans in the nation with 173, 50 more than any other school. Nebraska has seen 98 of those earn first-team honors, including 24 since 1990.

▶ Husker student-athletes have earned 13 NCAA Today's Top Eight Awards, more than any other school. The football team has nine honorees, the most of any individual sport in the nation.

▶ The Nebraska program received the Champs/Life Skills Program of Excellence Award in 1998-99 as presented by the Division I-A Athletic Directors. Nebraska was one of seven schools to earn the honor in recognition of a comprehensive and successful life skills program for all student-athletes.



The Hewitt and Boekel Academic Centers house Nebraska's academic counselors and refurbished 51-terminal computer lab. Nebraska is committed to being a national leader in advancements in learning and technology.

Academic All-Americans

NEBRASKA 173

Notre Dame 123

M.I.T. 99

Bucknell 98

Illinois Wesleyan 96


All teams, all sports as of July 2000

ACADEMICS

"DEDICATED TO

Academic Support

Featuring one of the most innovative and comprehensive academic support systems in the country, the University of Nebraska is dedicated to helping its student-athletes become outstanding leaders in their chosen field. The athletic support team is comprised of five full-time staff members and dozens of tutors specializing in nearly every major.



Three Steps to Success

#2

Step 2: Academic Guidance Education Assessments

During new student-athlete orientation, the academic staff administers a variety of educational assessments to student-athletes to better determine academic strengths and areas for improvement. The results help counselors and athletes to develop a personalized academic support team.

Tutorial Support

One of Nebraska's largest and perhaps most beneficial support services for student-athletes is the Tutorial Program. Mentor tutors and subject tutors assist student-athletes in making successful transitions into college, while experiencing academic success.

Supplemental Instruction


A sub-component of the tutorial program, this program is effective in helping student-athletes get adjusted to college academics, while enhancing academic self-esteem and study skills.

Academic Supervision

A sub-component of the tutorial program, this program is effective in helping student-athletes get adjusted to college academics, while enhancing academic self-esteem and study skills.

Computer Resources


State-of-the-art software programs in the newly expanded Hewitt Center 51-terminal computer lab allow students to become more efficient and productive. The lab features both IBM and Macintosh computers complete with laser-jet printers. Students can also access laptop computers for extended away competitions.



More than 200 student-athletes were honored at the 2000 Academic Awards Banquet, including the male student-athlete of the year, Brian Shaw and female student-athlete of the year, Janet Dutton.



In order to monitor the academic and graduation progress of Husker student-athletes, the counselors dedicate extensive time toward academic supervision.



Three Steps to Success

#3

Step 3: Personal Support Student-Athlete Orientation

The Hewitt Center coordinates an annual New Student-Athlete Orientation program aimed at helping student-athletes experience a smooth transition into college life.

NCAA Life Skills Program

Student-athletes receive expert education and intervention regarding personal and social issues. Campus administrators, national experts and former student-athletes share information and insights to assist student-athletes in making responsible decisions. During the 1998-99 year, Nebraska was one of seven schools to receive the Program of Excellence award in recognition of creative and comprehensive Life Skills programming efforts.

Personal Counseling

Counseling staff members provide student-athletes with a supportive and caring environment. Areas addressed within personal counseling include: transitional issues, stress management, academic focus and personal crisis intervention. Referrals are also made to professionals at the University Health Center.

Multi-Cultural Support

This program is designed to enhance cultural awareness for all student-athletes to help build a supportive, caring environment while learning about different cultural backgrounds.

Student-Athlete Advisory Board

Student-athletes from every sport meet regularly with athletic department administrators in order to be included on all decisions affecting their personal, academic and professional development. The Board was recognized by *College Athletic Management* magazine as the top student organization in the nation and has been a model for many other universities.


Husker Outreach Program

Involvement in the award-winning Husker Outreach Program gives Husker student-athletes the opportunity to make a positive impression on youth, while the student-athletes further develop their own leadership and interpersonal skills. Through Ventures in Partnership activities, National American Education Week, and the annual "School is Cool" Jam sessions, more than 100,000 youth statewide hear motivational and inspirational messages.

“

One of the most impressive characteristics of Nebraska's academic support system is that counselors are not only there to support you, but they will go the extra mile to make sure that every student-athlete excels and becomes the best they can possibly be.”

- Rob Zatechka, 4.0 Graduate in Biological Sciences




Husker student-athletes who continue with graduate school received more than \$76,000 in postgraduate scholarship money in 1998.

UNIVERSITY OF NEBRASKA

Leading The Way

The University of Nebraska was chartered by the Legislature in 1869 as the state's public university and land-grant institution. Founded in Lincoln, the University of Nebraska was expanded in 1968 into a state educational system now comprising four campuses under the guidance of a Board of Regents and a central administration. Founded in Lincoln, the University of Nebraska was expanded in 1968 into a state educational system. Today it ranks as one of the top public universities in the nation.



Top Universities In Total Giving 1998-1999

1. Harvard	\$451,672,023
2. Cornell	\$341,359,263
3. Duke	\$330,991,502
4. Stanford	\$319,590,155
5. Columbia	\$284,486,570
6. Pennsylvania ..	\$270,060,684
7. Wisconsin	\$245,382,486
8. Yale	\$224,443,203
9. Nebraska ...	\$218,746,396
10. So. Carolina ..	\$216,784,218




To learn more about the
University of Nebraska
visit unl.edu.

Quality instruction is emphasized in UNL's nine undergraduate colleges, the Graduate College and the College of Law. The colleges offer 145 undergraduate and 119 graduate programs leading to career opportunities in the arts, the sciences, the humanities and the professions.



The \$30 million George W. Beadle Center for Genetics and Biomaterials Research provides a new focus for research and development in biotechnology, biochemistry, biological materials and chemical engineering and related fields.



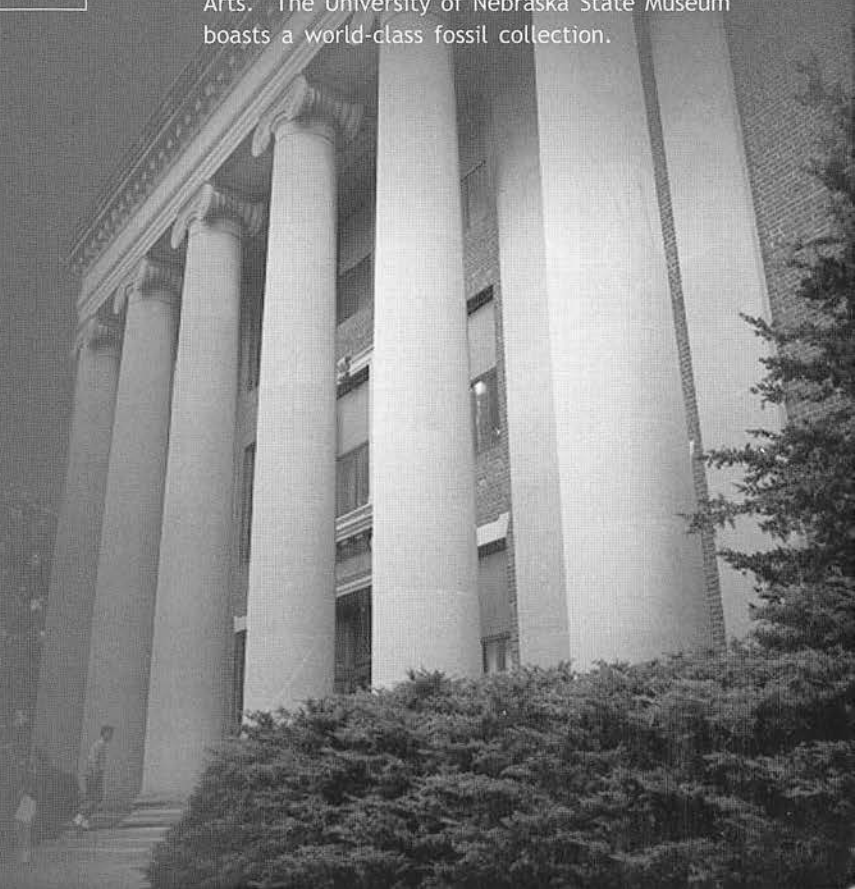
Famous Nebraska Alumni

- ▶ Warren E. Buffet, Class of 1951, Financier
Chairman & CEO of Berkshire Hathaway Inc.
Second on Forbes 400 List
- ▶ Johnny Carson, Class of 1949, Entertainer
Host of NBC's Tonight Show, 1962-92
- ▶ Willa Cather, Class of 1895, Author
1923 Pulitzer Prize winner for One of Ours
- ▶ Harold E. Edgerton, Class of 1925, Inventor
Inventor of strobe light for high-speed photography
- ▶ Barbara Hendricks, Class of 1969, Opera Singer
Internationally acclaimed lyric soprano
- ▶ Leta Stetter Hollingworth, Class of 1906, Educ. Psych.
Founder of first school for gifted children
- ▶ Gen. John J. Pershing, Class of 1893, Military Strategist
American Expeditionary Forces Commander in WWI

The University of Nebraska campus is home to the nationally renowned Sheldon Memorial Art Gallery and Sculpture Garden, the Christlieb Collection of Western Art and the Lied Center for Performing Arts. The University of Nebraska State Museum boasts a world-class fossil collection.

Prominent Persons With Nebraska Ties

- ▶ Grover Cleveland Alexander (1887-1950)
Major League Baseball Hall of Fame Pitcher
- ▶ Richie Ashburn (1927-1997)
Major League Baseball Hall of Fame Outfielder
- ▶ Marlon Brando (1924-)
Academy Award-Winning Actor
- ▶ Henry Fonda (1905-1982)
Academy Award- and Tony Award-Winning Actor
- ▶ Gerald R. Ford, Jr. (1913-)
U.S. President & Vice President
- ▶ Bob Gibson (1935-)
Major League Baseball Hall of Fame Pitcher
- ▶ Clifford Hardin (1915-)
U.S. Secretary of Agriculture
- ▶ Peter Kiewit (1900-1979)
Construction Magnate & Philanthropist
- ▶ Nick Nolte (1941-), Actor
- ▶ Gale Sayers (1943-)
National Football League Hall of Fame RB
- ▶ Darryl F. Zanuck (1902-1979)
Film Producer, Co-Founder of 20th Century Fox



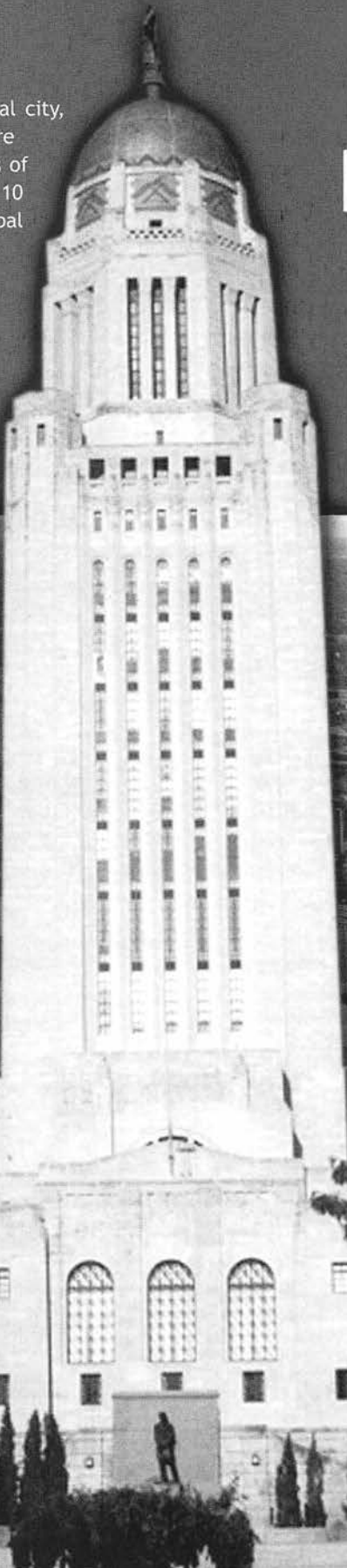


L I N C O L N

All-America City

Nebraska's capital city, Lincoln, has more than 6,000 acres of parks, including 10 lakes, 11 municipal swimming pools, more than 30 miles of paved bike paths and trails and 10 public golf courses.


Featuring the advantages of an urban setting, the Star City is only minutes away from the scenic beauty and wide open spaces of America's Heartland. Living in Lincoln enables one to enjoy the benefits of life in a city, while residing in a community that consistently lists one of the lowest crime rates in the nation among cities its size.



Lincoln's population of 210,000 makes it the second-largest city in the Big 12 Conference.

NEBRASKA

The Good Life





▶ Nebraska originated from the Otoe Indian word "Nebrathka" meaning broad flat water, which is what the Otoe's called the Platte River.

▶ There are 178 golf courses throughout the state, including 15 in Lincoln.

▶ Lake McConaughy (below) features 100 miles of Caribbean-like white beaches.

Nebraska's residents truly live "The Good Life." The state features major metropolitan areas, including the telecommunications capital of the nation, and plenty of history, as well. The state of Nebraska also features a diverse landscape ideal for those who enjoy the great outdoors.

Nebraska's largest city is Omaha with a population of 670,300, which is less than an hour's drive from Lincoln. Omaha is home to the Kansas City Royals' Class AAA farm team, the USHL's Lancers and the annual College World Series.




Relax, play or fish in the 23,000 miles of rivers and streams or the 250 public lakes and reservoirs that make up the state of Nebraska.

To learn more about the State of Nebraska visit nebraska.org.

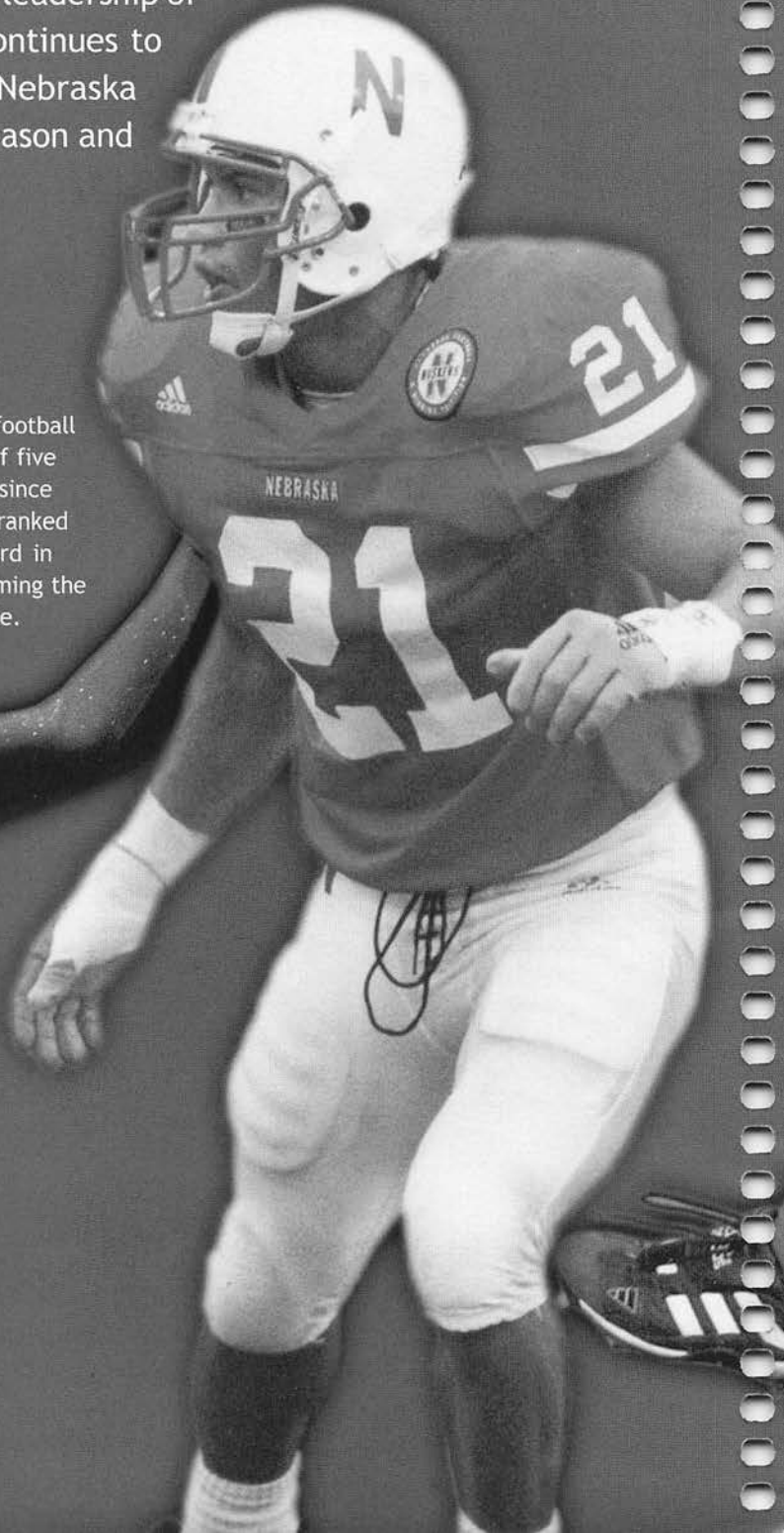
National Powers

One of the nation's premier athletic programs, Nebraska is dedicated to and successful in all 24 of its varsity sports. Nebraska finished sixth in the Sears Director's Cup Standings, its fifth consecutive top-15 finish. Under the leadership of Director of Athletics Bill Byrne, Nebraska continues to build on its tradition with each season. Nebraska claimed four individual national titles last season and has won 18 team national titles since 1970.



Nebraska's Heather Brink claimed the NCAA All-Around and Vault title in 2000 after recording a two perfect 10s on the vault.



The Nebraska football team, winner of five national titles since 1970, finished ranked second and third in 1999 after claiming the Fiesta Bowl title.





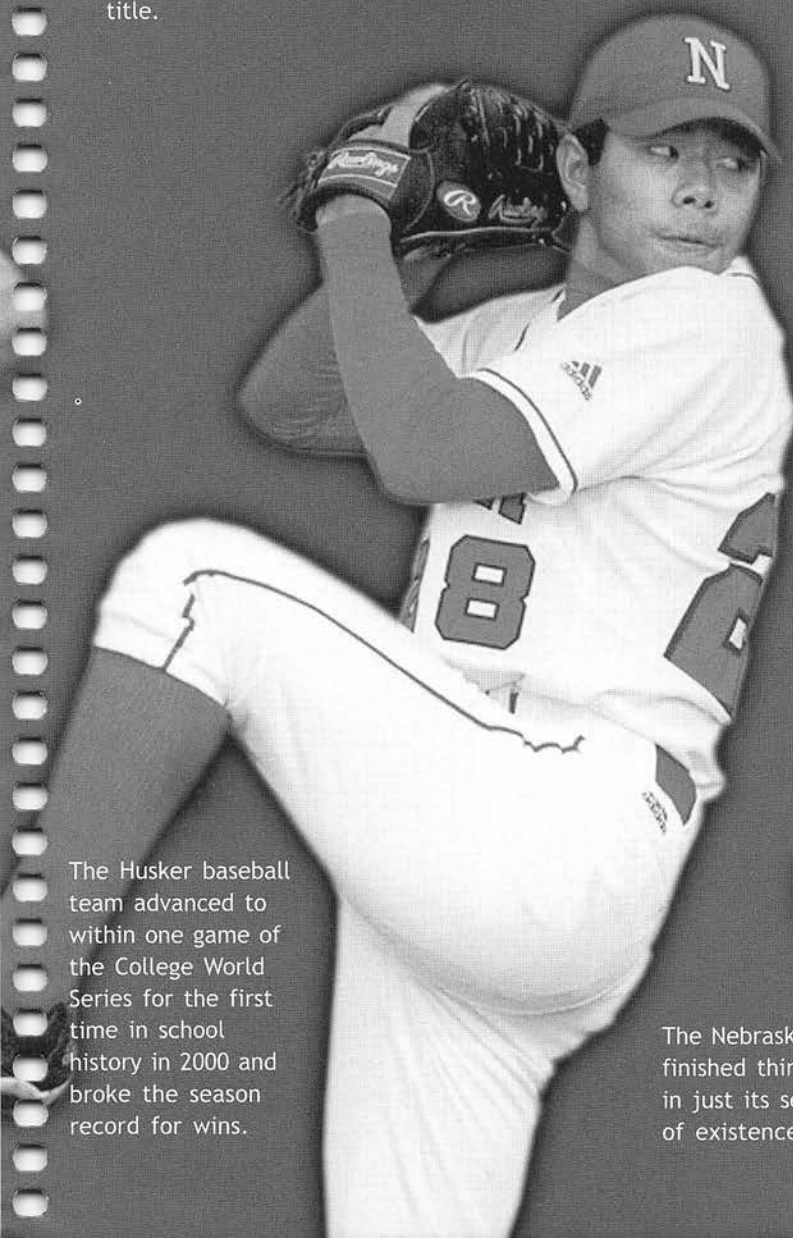
▶ Fifteen of NU's 24 athletic teams earned top 20 national finishes in 1999-2000.

▶ Nebraska's athletic teams took home conference titles in football, soccer, volleyball and men's and women's indoor and outdoor track. In addition the Husker baseball, softball and soccer teams each won a Big 12 Tournament title.




1999-2000 Sears Director's Cup Standings

1. Stanford	1269.5	7. Florida	842
2. UCLA	1103.5	8. Arizona	837.5
3. Michigan	965	9. Texas	741
4. North Carolina	908.5	10. Arizona State	733
5. Penn State	859.5	11. Georgia	728.5
6. NEBRASKA	856	12. Virginia	698.5




The Husker baseball team advanced to within one game of the College World Series for the first time in school history in 2000 and broke the season record for wins.




The Nebraska rifle team finished third nationally in just its second year of existence.

Big 12 Domination



Since the inception of the Big 12 Conference in 1996, the Huskers have dominated the league in almost every sport. Nebraska claimed the Big 12 Conference's All-Sports title in 1999-2000 for the fourth consecutive year and won seven regular-season Big 12 Championships and three Big 12 tournament championships. Nebraska has won 43 football conference titles and is the only team in the Big 12 Conference to have more than one football championship ring.



In 2000, the Nebraska softball team, led by three-time All-American Jennifer Lizama, advanced to the regional finals for the fourth straight year.



The Nebraska volleyball team came within one match of the NCAA Final Four in 1999. Junior Nancy Meendering earned All-America honors and was named the Big 12 Player of the Year.



Two-time All-American Bryan Snyder posted a 43-3 record during his sophomore season and picked up his second Big 12 Title at 157 pounds.



Senior Adam Pine claimed the first national title ever for the Nebraska men's squad in 2000 after winning the 100-meter butterfly.

1999-2000 Big 12 All-Sport Standings (OWH)

1. NEBRASKA	194	7. Oklahoma State	108
2. Texas	167	8. Baylor	100
3. Texas A&M	136	9. Kansas	97
4. Missouri	128	10. Colorado	87
5. Oklahoma	128	11. Texas Tech	86
6. Iowa State	122	12. Kansas State	70



2000-01 Huskers



Barry Collier
Head Coach
First Season



Dave Campbell
Assistant Coach
First Season



Reggie Rankin
Assistant Coach
First Season



Kevin Mouton
Assistant Coach
First Season




#1 Danai Young
6-4, 190, Jr., F
Riverdale, Calif.



#2 John Robinson II
6-1, 185, Jr., G
Channelview, Texas



#3 Cary Cochran
6-1, 185, Jr., G
Minden, Iowa



#4 Justin Boeker
6-9, 240, Jr., F/C
Houston, Texas



#5 Kedrick Ford
6-2, 185, Jr., G
Macon, Ga.



#10 Kevin Augustine
6-0, 185, Jr., G
Santa Ana, Calif.



#11 Rodney Fields
6-2, 210, Sr., G
Tampa, Fla.



#15 Steffon Bradford
6-6, 240, Sr., F
Clewiston, Fla.



#20 Brian Conklin
6-11, 215, Fr., F/C
Hubbard, Ohio



#23 Ross Buckendahl
6-5, 210, Sr., F
Battle Creek, Neb.



#30 Cookie Belcher
6-4, 205, Sr., G
Mexico, Mo.




#31 Kimani Ffriend
6-11, 220, Sr., C
Kingston, Jamaica



#33 Marques McCarty
6-5, 185, Fr., G/F
Sugarland, Texas




#34 Craig Wortmann
6-4, 195, Sr., G
Hartington, Neb.



#41 Ben Chesnut
6-6, 210, Fr., F
Omaha, Neb.



#55 Ryan Thomas
6-2, 185, Jr., G
St. Joseph, Mich.



COOKIE BELCHER
SENIOR GUARD



KIMANIFFRIEND
SENIOR CENTER

LEADERSHIP FIRE



NEBRASKA
31

2000-2001 Nebraska Basketball

Nov. 7	Global Sports *	7:05 p.m.	Jan. 6	@ Missouri (Mizzou SN) #	6 p.m.
Nov. 14	Sports Tours International *	7:05 p.m.	Jan. 13	Texas (ESPN+) #	12:45 p.m.
Nov. 18	@ Oral Roberts	2 p.m.	Jan. 17	@ Kansas (ESPN+) #	8 p.m.
Nov. 21	Eastern Illinois	7:05 p.m.	Jan. 20	Iowa State (ESPN+) #	12:45 p.m.
Nov. 27	Winthrop	7:05 p.m.	Jan. 24	Missouri #	7:05 p.m.
Dec. 2	@ Pittsburgh	6:30 p.m.	Jan. 27	@ Oklahoma (ESPN+) #	12:45 p.m.
Dec. 8-9	Husker Team Classic		Jan. 30	@ Kansas State (ESPN+) #	8 p.m.
Dec. 8	UMKC	6:30 p.m.	Feb. 3	Colorado #	1:05 p.m.
Dec. 8	Alaska-Fairbanks vs. Pacific	8:30 p.m.	Feb. 6	Oklahoma State #	7:05 p.m.
Dec. 9	Cons./Championship	6/8:15 p.m.	Feb. 10	@ Baylor (FOX SW) #	5 p.m.
Dec. 16	vs. Miami @ Orange Bowl Classic (SSN)	Noon	Feb. 14	Kansas State (Metro) #	7:05 p.m.
Dec. 20-22	@ San Juan Shootout		Feb. 17	@ Colorado (ESPN+) #	3 p.m.
Dec. 20	vs. Iona	2:15 p.m.	Feb. 21	@ Texas Tech #	7 p.m.
Dec. 21	vs. Kent State/Northwestern	2:15/4:15 p.m.	Feb. 25	Kansas (ABC) #	3 p.m.
Dec. 22	vs. TBA	TBA	Feb. 28	Texas A&M #	7:05 p.m.
Dec. 28	@ Minnesota (MSC)	7 p.m.	March 3	@ Iowa State (ESPN+) #	3 p.m.
Dec. 30	Murray State	1:05 p.m.	March 8-11	Phillips 66 Big 12 Tournament (Kansas City, Mo.)	
Jan. 2	Creighton	7:05 p.m.			

All times Central and subject to change; *Exhibition; #Big 12 Conference Game; All **bold** games played at Bob Devaney Sports Center

