

THE FUTURE IS HERE

NEBRASKA BASKETBALL

A NEW MILLENNIUM OF HUSKER HOOPS

1999-2000

OFFICIAL MEDIA & RECRUITING GUIDE / \$8



**Larry Florence**

Senior-Forward  
All-Big 12 Candidate

**Cookie Belcher**

Senior-Guard  
All-Big 12 Candidate

**Danny Nee**

Head Coach-14th Season  
Seven 20-Win Seasons

# 1999-2000 Huskers

**Louis Truscott**

Sophomore-Forward

**Cary Cochran**

Sophomore-Guard



# 1999-2000 Nebraska Basketball

## Table of Contents

### General Information

1999-2000 Quick Facts, Schedule .....	2
Athletic Staff Directory .....	3
Media Policies .....	4-5
Travel Plans and Rule Changes .....	6
Postseason Tournament Dates and Sites .....	7
Nebraska Media Outlets .....	8

### This is Nebraska

Danny Nee-Beginning 14th Season .....	10
Nebraska Basketball Through the Decades .....	11
Devaney Sports Center .....	12-13
Nebraska National Coverage .....	14
Huskers in The NBA .....	15
Nebraska Facilities--Second to None .....	16-17
Husker Power .....	18
Husker Facilities .....	19
The Nebraska Academic Team .....	20-23
Husker Athletics--Nationally Prominent .....	24-25
University of Nebraska .....	26-27
Lincoln, an All-America City .....	28
Nebraska--The Good Life .....	29
Husker Community Outreach .....	30

### 1999-2000 Outlook

Roster .....	32-33
Radio and Television Roster .....	34
Season Outlook .....	35-37
Husker Notes .....	38-39

### Player Profiles

Cookie Belcher .....	40-42
Larry Florence .....	43-45
Cary Cochran .....	46-47
Louis Truscott .....	48-49
Rodney Fields .....	50
Kenny Booker .....	51
Steffon Bradford .....	51
Brian Conklin .....	52
Kimani Ffriend .....	52
Danny Walker .....	53
Ross Buckendahl .....	53
Craig Wortmann .....	54

### Huskerwebcast.com

Huskerwebcast.com is the official website of the University of Nebraska Athletic Department. For the most up-to-date coverage of Nebraska basketball, click on <http://huskerwebcast.com>.

In addition to updated results, statistics and game recaps, you can find photos, player and coaches biographies, schedule and roster information and weekly releases on Husker basketball. The site also features webcasts of Nebraska men's and women's basketball, volleyball and football, along with Sports Nightly, which airs Monday-Friday, 6-8 p.m. central time. All of Nebraska's webcasts are produced by the Pinnacle Sports Network.

Huskerwebcast.com includes similar information on all of Nebraska's 24 varsity sports, along with general athletic department information.



Ben Chesnut .....	54
Husker Stats vs. Conference Opponents .....	55
NCAA Rules and Regulations .....	56

### Husker Coaches/Staff

Danny Nee .....	58-65
Larry Gay .....	66
Cleo Hill .....	67
Randy Roth .....	68
Husker Basketball Staff .....	69
Director of Athletics Bill Byrne .....	70-71
University Administration .....	72-73
Athletic Department Staff .....	74-75
Danny Nee TV and Radio Shows .....	76

### 1999-2000 Opponents

Husker Season Schedule Calendar .....	78-79
Non-Conference Opponents .....	80-95
Ameritas Classic History, Results .....	84-85
Kansas State Wildcats .....	96

Iowa State Cyclones .....	97
Kansas Jayhawks .....	98
Texas Tech Red Raiders .....	99
Baylor Bears .....	100
Texas Longhorns .....	101
Missouri Tigers .....	102
Colorado Buffaloes .....	103
Oklahoma Sooners .....	104
Oklahoma State Cowboys .....	105
Texas A&M Aggies .....	106
Series Records vs. Big 12 Opponents ..	107-114
Nebraska vs. All Opponents .....	115-119
Huskers in the Conference Tournament ..	120-121
Big 12 Composite Schedule .....	122-123
Big 12 Conference Information .....	124-125
Cornhusker Legend, Licensing .....	126

### 1998-99 Review

Season Review .....	128-129
Statistics and Results .....	130-132
Big 12 Statistics .....	133-136
Box Scores .....	137-150
1999 Senior Bios, Jack Moore Award ..	151-152

### Husker Records

Individual Records .....	154-157
Team Records .....	158-159
Single-Season Individual Leaders .....	160-161
Career Individual Leaders .....	162-163
Team Season Bests .....	164-165
Husker Defensive Records .....	166-167
Year-by-Year Statistical Leaders .....	168-171
Year-by-Year Team Statistics .....	172-173
Devaney Sports Center Records .....	174-177
Postseason Records and Box Scores ..	178-190

### Husker History

The History of Nebraska Basketball ..	192-195
1,000-Point Club .....	196-199
30-Point Club .....	200
All-Time Husker Coaching Records .....	201
Nebraska Basketball Hall of Fame .....	202
Nebraska Honor Roll .....	203
Nebraska Basketball--A to Z .....	204-205
Nebraska Lettermen .....	206-207
Year-by-Year Summary .....	208-209
All-Time Results .....	210-226
Television Log .....	227
The Last Time .....	228



Front Cover

Three-year starters Cookie Belcher (left) and Larry Florence are set to lead Nebraska basketball into the next century. The two players have a combined 172 starts in the past three seasons and have helped Nebraska to 68 victories in three seasons. Belcher was a third-team All-Big 12 selection in 1998-99.



Back Cover

Nebraska has 11 players in their second year or less on the court. Pictured are front row, (from left)--Cary Cochran, Louis Truscott, Rodney Fields, Ross Buckendahl; back row--Steffon Bradford, Craig Wortmann, Kimani Ffriend, Kenny Booker, Brian Conklin, Ben Chesnut and seated in locker, Danny Walker.



## 1999-2000 Husker Quick Facts

1998-99 Overall Record .....	20-13
1998-99 Big 12 Record/Finish .....	10-6/tie-5th
1999 Big 12 Tournament .....	1-1, def. Texas Tech, 69-50, ..... lost to Kansas, 77-53
1999 Postseason .....	NIT, ..... 1-1, def. UNLV, 68-55, lost at TCU, 101-89
Lettermen Returning/Lost .....	6/6

**Starters Returning (2):** Cookie Belcher, 6-4, Sr., G, 11.8 ppg, 3.3 rpg, 138 assists, 102 steals (32 starts in 1998-99); Larry Florence, 6-5, Sr., F, 10.3 ppg, 4.1 rpg (27 starts in 1998-99)

**Other Returning Lettermen (Four):** Ross Buckendahl, 6-5, Jr., F, 1.2 ppg, 0.8 rpg; Cary Cochran, 6-1, So., G, 5.4 ppg, 1.4 rpg; Louis Truscott, 6-7, So., F, 3.3 ppg, 2.8 rpg; Craig Wortmann, 6-4, Jr., G, 0.3 ppg, 0.7 rpg

**Other Returnee (One):** Rodney Fields, 6-2, Jr., G, redshirt in 1998-99

**Starters Lost (Three):** Venson Hamilton, C, 6-10, 15.7 ppg, 10.2 rpg (32 starts in 1998-99); Joe Holmes, G, 5-11, Jr., 1.8 ppg, 1.0 rpg (24, transfer); Andy Markowski, 6-8, F, 6.4 ppg, 5.6 rpg (33)

**Other Lettermen Lost (Three):** Chad Johnson, F, 6-6, So., 6.8 ppg, 3.0 rpg (15 starts in 1998-99, transfer); Troy Piatkowski, G/F, 6-5, 4.7 ppg, 1.6 rpg; Todd Smith, G, 6-4, Fr., 0.1 ppg, 0.3 rpg (transfer)

**1999-2000 Newcomers (Six):** Kenny Booker, 6-8, 200, Fr., F; Steffon Bradford, 6-6, 240, Jr., F; Ben Chesnut, 6-6, 210, Fr., F; Brian Conklin, 6-11, 205, Fr., F/C; Kimani Ffriend, 6-11, 220, Jr., C; Danny Walker, 6-1, 190, Jr., G

**Percentage of Scoring Returning:** 45.9 (1,001 of 2,177 points)  
**Percentage of Rebounding Returning:** 34.9 (381 of 1,092 rebounds)

### Husker Returning Statistical Leaders

**Field Goal Percentage:** \*Larry Florence, .508  
**3-Point Percentage:** \*Cary Cochran, .398  
**Free Throw Percentage:** \*Cary Cochran, .935  
**Rebounding:** Larry Florence, 4.1  
**Scoring:** Cookie Belcher, 11.8  
**Assists:** \*Cookie Belcher, 138  
**Steals:** \*Cookie Belcher, 102  
**Blocked shots:** Cookie Belcher, 22  
**Minutes played:** Cookie Belcher, 1,007  
\*-indicates overall 1998-99 team leader

### Nebraska in 1998-99 Big 12 Statistics

Category	All Games	Conference
Offense .....	66.0/10th	66.7/7th
Defense .....	64.3/6th	64.6/6th
Scoring Margin .....	+1.7/9th	+2.1/6th
Rebound Margin .....	+0.9/6th	-0.8/6th
Field Goal Percentage .....	.453/1st	.462/1st
3-Point Percentage .....	.310/11th	.287/10th
Free Throw Percentage .....	.651/10th	.634/11th
Field Goal Percentage Defense .....	.416/7th	.399/4th

### Husker Odds & Ends

**Tallest Players:** Brian Conklin, Kimani Ffriend, 6-11  
**Shortest Players:** Cary Cochran, Danny Walker, 6-1  
**Average Height:** 6-5  
**Heaviest Player:** Steffon Bradford, 240  
**Lightest Player:** Cary Cochran, 185  
**Average Weight:** 207

## 1999-2000 Husker Schedule

Date	Opponent	Time
Nov. 10	Double Pump All-Stars*	7:05 p.m.
Nov. 17	Sports Tours International*	7:05 p.m.
Nov. 23	Eastern Illinois	7:05 p.m.
Nov. 26-28	"The Hoop & Quill Classic"***	
Nov. 26	Southern Mississippi**	9:20 p.m.
Nov. 27	Evansville or Northwestern**	4 p.m./9 p.m.
Nov. 28	Mississippi State/Valparaiso/ Rutgers/Murray State**	TBA
	<b>Ameritas Classic</b>	
Dec. 3	Nebraska vs. Western Carolina	6:30 p.m.
	Monmouth vs. Columbia	8:30 p.m.
Dec. 4	Consolation Game	6 p.m.
	Championship Game	8:30 p.m.
Dec. 9	at Creighton	7:05 p.m.
Dec. 11	Pittsburgh	1:05 p.m.
Dec. 18	vs. Arizona*** (ESPN2)	8:30 p.m.
Dec. 20	San Francisco	7:05 p.m.
Dec. 22	Oral Roberts	7:05 p.m.
Dec. 31	Minnesota	1:05 p.m.
Jan. 4	Pacific	7:05 p.m.
Jan. 8	at Kansas State	7 p.m.
Jan. 12	Iowa State	7:05 p.m.
Jan. 15	at Kansas (ESPN+)	8 p.m.
Jan. 19	Texas Tech	7:05 p.m.
Jan. 22	Baylor	1:05 p.m.
Jan. 25	at Texas (ESPN+)	8 p.m.
Jan. 29	Kansas State	7:05 p.m.
Feb. 5	Missouri (ESPN+)	12:45 p.m.
Feb. 8	at Colorado	8 p.m.
Feb. 12	at Iowa State	7 p.m.
Feb. 14	Oklahoma (ESPN2)	8 p.m.
Feb. 19	at Oklahoma State (ESPN)	6 p.m.
Feb. 23	Kansas (ESPN+)	8 p.m.
Feb. 26	Colorado (ESPN+)	12:45 p.m.
March 1	at Missouri	7 p.m.
March 4	at Texas A&M (ESPN+)	12:45 p.m.
March 9-12	Phillips 66 Big 12 Tournament at Kansas City, Mo.	TBA

\*-Exhibition Game

\*\*-"Hoop & Quill" Classic, St. Charles, Mo.

\*\*\*-Las Vegas Showdown





## Athletic Staff Directory

### Administration & Staff

Area Code .....	402
General Athletic Department .....	472-4224
Chancellor: Dr. James Moeser .....	472-2116
President: Dr. L. Dennis Smith .....	472-2111
Institutional Representative: Josephine Potuto, J.D. ....	472-1252
Director of Athletics: Bill Byrne .....	472-3011
Senior Associate AD Emeritus: Al Papik .....	472-3116
Associate AD/External Operations: Joe Selig .....	472-3311
Associate AD/Sports Administration: Bob Burton .....	472-5663
Associate AD/Business and Finance: Gary Fouraker .....	472-2273
Associate AD/Sr. Women's Admin.: Dr. Barbara Hibner .....	472-6460
Associate AD/Academic Programs & Student Services: Dennis Leblanc .....	472-2042
Assistant AD/Communications/SID: Chris Anderson .....	472-2263
Assistant AD/Dir. of Athletic Performance: Boyd Epley .....	472-3333
Sports Information Director Emeritus: Don Bryant .....	472-5959

### Husker Basketball Staff

Office Number .....	472-2265
Head Basketball Coach: Danny Nee (14th year)	
Assistant Coach: Larry Gay (1st year)	
Assistant Coach: Cleo Hill, Jr. (2nd year)	
Assistant Coach: Randy Roth (3rd year)	
Director of Basketball Operations: Nick Joos	
Coach Nee's Secretary: Ellen Shutts	
Office Assistants: Brady Bergmeyer, April Clark, Jessica Lauby	

### Nebraska Medical Team

Office Number: .....	472-2276
Director of Athletic Medicine: Dr. Lonnie Albers	
Chief of Staff/Orthopedic Surgeon: Dr. Pat Clare	
Orthopedists: Dr. Robert Dugas, Dr. Tom Heiser, Dr. Scott Strasburger	
Head Athletic Trainer/Physical Therapist/ Associate Director of Athletic Medicine: Jerry Weber, RPT	
Associate Head Athletic Trainer: Doak Ostergard	
Assistant Athletic Trainer/Men's Basketball: Mike Gooding	
Assistant Athletic Trainers: Cindy Benda, Brad Brown, Tom Dufresne, PT	

### Academic Programs and Student Services

Office Number: .....	472-2042
Associate Director, Director of Life Skills: Keith Zimmer	
Counselors: Robert Hicks, Beth Kuchta, Sandra Kinoshita	
Coordinator of Learning Development Programs: Kim Schellpeper	

### Nebraska Support Staff

Business Services Manager: Craig Busboom .....	472-2273
Director of Athletic Development: Paul Meyers .....	472-2367
Interim Director of Ath. Licensing and Sales: Russ Svoboda .....	472-9446
Director of Compliance: Gary Barga .....	472-2042
Director of Events: Butch Hug .....	472-1950
Director of Facilities: John Ingram .....	472-1960
Director of HuskerVision: Jeff Schmahl .....	472-4645
Director of Ticket Operations: John Anderson .....	472-3111
Marketing Director: Heidi Cuca .....	472-0775
Skybox Director: Karen Underwood .....	472-3016
Devaney Center Equipment Manager: Jay Terry .....	472-1416
Devaney Center Superintendent: Doug Lillie .....	472-1132

*It is the policy of the University of Nebraska-Lincoln not to discriminate based on gender, age, disability, race, color, religion, marital status, veteran's status, national or ethnic origin or sexual orientation.*

**Listen to all of Nebraska's basketball games on:  
huskerwebcast.com**

## General Information

Location: .....	Lincoln, Neb.
Population: .....	210,000
Founded: .....	1869
Enrollment: .....	25,000
Arena: .....	Bob Devaney Sports Center
Year Opened: .....	1976
Capacity: .....	13,500
Press row phone: .....	402-472-2279
Nicknames: .....	Cornhuskers, Huskers
Colors: .....	Scarlet & Cream
Conference: .....	Big 12

### Sports Information Office Staff

Office Number: .....	472-2263
Sports Information Director: Chris Anderson	
Home Phone: (402) 489-8766	
E-Mail: canderson@huskers.unl.edu	
Associate SID/Basketball Contact: Keith Mann	
Home Phone: (402) 484-8973	
E-Mail: kmann@huskers.unl.edu	
Assistant SID: Jeff Griesch	
Home Phone: (402) 328-8992	
Assistant SID: Aaron Babcock	
Home Phone: (402) 438-7897	
Assistant SID: Jeff Abele	
Home Phone: (402) 489-4092	
Assistant SID: Shamus McKnight	
Home Phone: (402) 742-5465	
Secretary: Vicki Cartwright	
Intern: Tanya Wright	
Student Assistants: Jerod Dahlgren, Adam Froemming, Shannon Heffelfinger, Ka'Ron Johnson, Matt Miller, Shane Ury	
SID FAX Phone: 402-472-2005	
SID Mailing Address: P.O. Box 880123, 116 So. Stadium, Lincoln, NE 68588-0123	
EMail Address: sportsinfo@huskers.unl.edu	
Home Page/Live Radio Broadcasts: <a href="http://huskerwebcast.com">http://huskerwebcast.com</a>	



The University of Nebraska Department of Intercollegiate Athletics, as an integral part of the University's educational mission, is committed to a comprehensive athletics program,  
**Dedicated to Excellence.**

### Administration

#### Board of Regents

Robert Allen, Hastings  
Donald S. Blank, D.D.S., McCook  
Chuck Hassebrook, Walthill  
Drew Miller, Ph.D., Papillion  
Nancy O'Brien, Ph.D., Waterloo  
Kent Schroeder, J.D., Kearney  
Rosemary Skrupa, J.D., Omaha  
Charles Wilson, M.D., Lincoln  
President: Dr. L. Dennis Smith

#### Student Regents

Holley Hatt, UN-Kearney  
Steve Volin, UN-Medical Center  
Andrew Schuerman, UN-Lincoln  
Jon Schradar, UN-Omah



# Media Information & Policies



**Chris Anderson**  
Assistant AD/  
SID

The 1999-2000 Nebraska Media Guide is designed to assist the media in its coverage of Husker basketball. Additional information, including releases, photographs, slides and videotape may be obtained by contacting the Sports Information Office at (402) 472-2263. Please take a moment to review the following policies and services which are intended to assist you in your coverage of Nebraska basketball this season.

**Media Credentials:** All requests for press, broadcast, photo and parking credentials for Nebraska basketball home games should be directed to Keith Mann, Associate Sports Information Director, P.O. Box 880123, 116 South Stadium, Lincoln, Neb., 68588-0123. Requests must be made in writing on appropriate letterhead at least one week before the game. Requests via fax are acceptable (see fax information below). As a general rule, working space is allocated on the following basis: (1) daily newspaper and wire-service writers covering for next-day publication; (2) radio and television personnel for broadcast origination; (3) sports editors of Nebraska daily newspapers; (4) official school student daily newspaper, one seat only; (5) approved special coverage; (6) press and TV working photographers. *Generally weekly representatives, internet news services and non-originating radio representatives cannot be accommodated on press row because of space limitations.*

**Media Will Call:** Media passes which are not mailed may be picked up at the will-call window, located under the south ramp of the Devaney Center. The will-call window opens 90 minutes before tipoff. Identification is required to pick up credentials or tickets.

**Media Parking:** Parking for the media is located adjacent to the Bob Devaney Sports Center on the south side. The south street lot is accessible from Court Street, between 14th and 17th Streets.

**Devaney Center Directions:** The Devaney Sports Center is located on the west edge of the Nebraska

State Fairgrounds. To reach it from the Lincoln Municipal Airport, turn right on Northwest 12th Street as you drive out of the airport. Northwest 12th Street becomes Cornhusker Highway, which intersects with 14th Street. Exit south on 14th Street off Cornhusker Highway. Travel to Court Street, turn left, and go two blocks east to the arena, which is on the north side of Court Street. From Omaha's Eppley Airfield, follow the signs to downtown Omaha and I-480. Take I-480 west to I-80, then take I-80 west approximately 60 miles to I-180. Exit South on I-180, then exit east to Cornhusker Highway and follow the instructions above.

## Nebraska Basketball Media Guide Credits

The 1999-2000 Nebraska Men's Basketball Media/Recruiting Guide was written and edited by Associate Sports Information Director Keith Mann with assistance from Sports Information Director Chris Anderson, office manager Vicki Cartwright, Assistant SIDs Jeff Abele and Aaron Babcock and Director of Basketball Operations Nick Joos. Thanks to freelance writer Mike Babcock for his writing contributions. Photo credits to Tom Slocum, Richard Voges and Richard Wright, UNL Photo Productions; Jeff Carney, Jeff Bundy, Jim Burnett, Rich Janda, and Bill Batson, Omaha World-Herald; Ted Kirk, Robert Becker, Harold Dreimanis, Gail Folda, Lincoln Journal Star; Rick Anderson, Bob Beauvais, John Grieshop/Bruce Schartzman Sports Photography, Dennis Hubbard, Keith Krebs, Jim Sigmon, Jennifer Pottheiser, freelance. Designed on Aldus PageMaker. Printed by UNL Printing and Duplicating. The cover design and layout were done by Assistant SID Jeff Abele and are copyrighted by the NU Sports Information Office.

## Player Interviews:

All media requests for interviews with Nebraska basketball players should be directed to Associate SID Keith Mann (office phone: 402-472-2263) at least one day in advance. Players are usually available for telephone interviews early afternoons and evenings, except game days. The best time for in-season interviews is before or after practice at Devaney Sports Center. Nebraska is tentatively scheduled to practice from 1-3:30 p.m. in the first semester and from 3:30-6 p.m. in the second semester. With advance notice, interviews can be arranged for other hours.



**Nee Interview Time:** The best time to reach Coach Danny Nee for an interview is weekdays from 11:30 a.m. to noon, Central time. Interviews with Coach Nee should be scheduled through the Sports Information Office. Coach Nee's office telephone number is 402-472-2265. During the season, Nee will host a weekly press conference at the Bob Devaney Sports Center on the following tentative dates--Nov. 22, Dec. 1, Dec. 7 or 8, Dec. 15 or 16, Dec. 21, Jan. 5 or 6, Jan. 10, 17, 24, Feb. 1, 7, 15 or 16, 21, 28, March 6 or 7. Times to be announced. Nee will also participate in the weekly Big 12 Conference telephonic press conferences at 11:30 a.m. (Central), beginning Nov. 30 and continuing throughout the season. Contact the Big 12 Service Bureau, 214-742-1212 for more information.

## Postgame Interviews:

The Nebraska postgame locker room is closed to the media at home games. For home games,

NU's postgame news conference will be held following a brief cooling off period in the "ready" room, located adjacent to the Huskers' locker room in the Devaney Sports Center. The "ready" room can be reached off the hallway at the southwest corner of the playing floor. **NOTE: Again this season, entrance to the postgame interview area will be from the outside hallway only--media will not be allowed to enter the "ready" room through the men's basketball office.** The visiting team is housed in the visitor's locker room, located off the hallway at the northwest corner of the playing floor. Opposing coaches and players are NOT brought to the Nebraska interview room. On the road, after the cooling off period, Nee will be available outside the Huskers' locker room. When Nee leaves for his postgame radio show, the Husker locker room will be opened to the media.

**Press Row Location:** Press row for Nebraska basketball games is located on the south sideline of the playing floor, opposite the team benches. The old press box, located above section C-12 on the south side of the arena, is used as an overflow area. The camera deck is located at the top of the arena, directly behind the old press box. Television crews broadcasting live may shoot from either floor level (northeast or southwest baselines) or the camera deck in marked areas, but they may not occupy space in the C-12 press area. The press room is located off the hallway at the southeast corner of the playing floor.

## Big 12 Weekly Teleconference

- 10:00-10:10--Roy Williams, Kansas
- 10:10-10:20--Melvin Watkins, Texas A&M
- 10:20-10:30--Eddie Sutton, Oklahoma State
- 10:30-10:40--Dave Bliss, Baylor
- 10:40-10:50--Quin Snyder, Missouri
- 10:50-11:00--James Dickey, Texas Tech
- 11:00-11:10--Ricardo Patton, Colorado
- 11:10-11:20--Tom Asbury, Kansas State
- 11:30-11:40--Danny Nee, Nebraska
- 11:40-11:50--Rick Barnes, Texas
- 11:50-Noon--Larry Eustachy, Iowa State
- 12:00-12:10--Selected Student-Athlete



**Media Services:** Pregame notes, programs and media guides will be provided before each game. Play-by-play sheets, final statistics, coach and player quotes from each locker room will be distributed. Starting one-and-one-half hours before tipoff, refreshments will be served in the press room and a light meal will also be available to the media.

**Radio/Television Broadcast Space:** Requests for live radio and television broadcast space and credentials should be made to Keith Mann, Associate Sports Information Director, 116 South Stadium, P.O. Box 880123, University of Nebraska, Lincoln, NE, 68588-0123, telephone 402-472-2263. If statisticians are needed, please contact the SID Office at least three days in advance.

**Broadcast Rights:** The University of Nebraska-Lincoln and Pinnacle Sports Productions own exclusive radio broadcast rights to all of the University's men's basketball games played in the Bob Devaney Sports Center. Other than the Nebraska Sports Network and the University of Nebraska student station (KRNU), the only stations or networks which will be allowed to broadcast Nebraska games from the Devaney Center are those which have rights to broadcast games played by the opposing team. All radio stations and networks broadcasting from the Bob Devaney Sports Center must sign a contract with the University and are subject to a rights fee. Any representative of a radio station or network that has not purchased such rights shall not air live game action or description of any game while it is in progress, nor shall such representatives air tape-recorded or live commentary of Nebraska coaches or players for one hour before or after a game. Only stations which have purchased broadcast rights may install telephones on press row, or use telephones on press row for reporting on games. By accepting media credentials, representatives of stations and networks which have not purchased broadcast rights signify their agreement to the above stipulations.

**Telephones:** Nebraska provides four modular telephones in the Bob Devaney Sports Center Press Room. All long distance calls must be credit card, collect or billed to a third number. Any media source wishing to place a telephone on press row should contact University of Nebraska Telecommunications (402-472-2000) at least two weeks prior to the game.

**Broadcast Telephone Lines:** Visiting radio stations are welcome to have their own telephone lines installed on press row and may do so by contacting University of Nebraska Telecommunications (402-472-2000). However, Pinnacle Sports Productions installs additional telephone lines for visiting official broadcasts and charges a fee for the use of those lines for non-conference games (Big 12 official stations receive the use of the lines free of charge as part of a cooperative). Stations interested in using the lines should contact Mike Elliott of Pinnacle Sports Productions (402-430-7312).

**Pro Scouting Passes:** Per Big 12 Conference rules, the University of Nebraska provides press row access to scouts of professional basketball teams based on availability. If no space is available, scouts may arrange through the Sports Information Office (402-472-2263) to purchase tickets for Nebraska home games. The tickets or passes may be picked up at the will-call window.

**Sports Information Office:** The University of Nebraska Sports Information Office is located in Room 116 of the South Stadium Building, which is located at the south end of Memorial Stadium at Stadium Drive and T Streets. The South Stadium Building is approximately one mile from the Devaney Center.

**Fax Access:** The Nebraska Sports Information Office has an automatic facsimile machine which can transmit or receive documents. The phone number for the fax is 402-472-2005. A facsimile machine is available in the Bob Devaney Sports Center following the game, and Sports Information Office personnel will send box scores free of charge as time permits. Nebraska and all Big 12 Conference schools are participating in a conference-wide fax-back system, where interested parties may call directly and have releases, notes and statistics faxed to their machine. There will be no charge for the fax service. Please contact the Nebraska Sports Information Office (402-472-2263) or the Big 12 (214-742-1212) for more information. To access Fax-on-Demand, call 800-300-2050. The Big 12 code is 1212, while Nebraska's release/game notes/statistics can be found under 1865 and the Huskers' most-recent box score under 1867. Box scores will be updated immediately after home games and as soon as possible on away games.

**Media Teamlink:** MediaTeamlink is free to all accredited media and will allow them to receive documents automatically via email or fax as soon as they are updated by the NU Sports Information Office. Documents received through email are in original format. Color and photos can

be viewed, the text is searchable and the media can cut and paste directly from the documents. The pass code (1212) and document numbers are the same as as the fax-on-demand numbers (weekly FB release-1804; Solich press conference quotes-1808; Last game book-1807, 1-800-300-2050 for fax on demand). All of Nebraska's documents will be available via MediaTeamlink, including the football release, as soon as they are updated. For more information on the service, contact David Kaiser at Pivotal Communications at (770) 399-0096 or visit their website at <http://www.mediateamlink.com>.

**Husker Basketball on the Internet:** Nebraska basketball information will be regularly updated on the Internet throughout the season. Notes, statistics, and releases can all be found on the web. The Nebraska home page and live and delayed radio broadcasts can be accessed at <http://huskerwebcast.com>. The Big 12 Conference's official web site is located at [big12sports.com](http://big12sports.com).

## The Nebraska Radio Network



*Warren Swain  
Play-by-Play*



*Nick Joos  
Color*

Pinnacle Sports Productions is in its fourth year of producing live broadcasts of the University of Nebraska sporting events. Pinnacle purchased the rights on Feb. 9, 1996, and was approved by the board of regents on Feb. 24.

The Pinnacle Sports contract began with the 1996-97 season and runs through the 2000-2001 season. It includes the exclusive radio broadcast rights to Nebraska football, men's basketball, women's basketball, baseball and volleyball. The contract has guaranteed rights fees of \$8.6 million over five years. In addition to game coverage, Pinnacle Sports provides a daily, live call-in show focusing on NU athletics and other sports in the area. Pinnacle Sports Productions is owned by Dale Jensen now of Phoenix, Ariz., and Paul Aaron of Elkhorn, Neb.

Pinnacle Sports Productions heads up a 24-station network for Husker basketball. KKAR (1290 AM) is the Omaha affiliate and KLIN (1400 AM) and KFGE (105.3 FM) are the Lincoln affiliates.

The on-air talent for Nebraska basketball will be the same as the past three seasons. Veteran sportscaster Warren Swain is in his fourth season as the Huskers' play-by-play voice. Swain has been in the sports radio business for nearly three decades. Before coming to Nebraska, he spent 11 years as the radio voice of University of Virginia football, basketball and lacrosse. Nebraska Director of Basketball Operations Nick Joos will once again serve as the color commentator for Husker games, both home and away. Joos is in his fourth year as the color commentator for all games and his sixth year of broadcasting NU road games.

In addition to carrying all Husker games, the Nebraska Radio Network will also carry a weekly radio show with Head Coach Danny Nee. Nee's radio show can be heard statewide on the network on Monday nights throughout the season. The show, which begins on Nov. 8 and continues through the end of the season, is aired from 6-7 p.m., with Jim Rose of Lincoln's KLIN serving as host.

### 1999-2000 Network Stations

Ainsworth, KBRB-AM .....	1400
Alliance, KCOW-AM .....	1400
Aurora, KLRB-FM .....	97.3
Beatrice, KWBE-AM .....	1450
Broken Bow, KCNI-AM .....	1280
Chadron, KCSR-AM .....	610
Columbus, KKOT-FM .....	93.5
Falls City, KTNC-AM .....	1230
Fremont, KHUB-AM .....	1340
Grand Island, KRGI-AM .....	1430
Holdrege, KUVR-AM .....	1380
Kearney, KGFV-AM .....	1340
Kimball, KIMB-AM .....	1260
Lexington, KRVN-AM .....	880
Lincoln, KLIN-AM .....	1400
Lincoln, KFGE-FM .....	105.3
McCook, KKYT-FM .....	105.3
Norfolk, KNEN-FM .....	94.7
North Platte, KODY-AM .....	1240
Omaha, KKAR-AM .....	1290
Scottsbluff, KNEB-AM .....	960
Sidney, KNEB-AM .....	1340
Valentine, KVSH-AM .....	940
York, KAWL-AM .....	1370



# Nebraska Travel Plans

## Hoops & Quill Classic St. Charles, Mo.

Nov. 24-29  
Commercial Airline  
Depart Lincoln: 1:40 p.m., 11/24  
Depart St. Louis: 11:30 a.m., 11/29  
Hyatt Regency-Union Station  
(314) 231-1234

## Creighton--Omaha, Neb.

Dec. 9  
Charter Bus  
Depart Lincoln: 4 p.m.  
Depart Omaha: following game

## Arizona

### Las Vegas Showdown Las Vegas, Nev.

Dec. 16-18  
Charter Airline  
Depart Lincoln: 10 p.m., 12/16  
Depart Las Vegas: following game  
MGM Grand  
(702) 891-1111

## Kansas State--Manhattan, Kan.

Jan. 7-8  
Charter Bus  
Depart Lincoln: 5 p.m., 1/7  
Depart Manhattan: following game  
Holiday Inn Manhattan  
(785) 539-5311

## Kansas--Lawrence, Kan.

Jan. 14-15  
Charter Bus  
Depart Lincoln: 2 p.m., 1/14  
Depart Lawrence: following game  
Holiday Inn Lawrence  
(785) 841-7077

## Texas--Austin, Texas

Jan. 24-25  
Charter Airline  
Depart Lincoln: 4 p.m., 1/24  
Depart Austin: following game  
Marriott at the Capitol  
(512) 478-1111

## Colorado--Boulder, Colo.

Feb. 7-8  
Charter Airline  
Depart Lincoln: 5 p.m., 2/7  
Depart Boulder: following game  
Marriott Boulder  
(303) 448-6606

## Iowa State--Ames, Iowa

Feb. 11-12  
Charter Bus/State Planes  
Depart Lincoln: 4 p.m., 2/11  
Depart Ames: following game  
Holiday Inn Gateway Center  
(515) 292-8600

## Oklahoma State--Stillwater, Okla.

Feb. 18-19  
Charter Airline  
Depart Lincoln: 4 p.m., 2/18  
Depart Stillwater: following game  
Best Western  
(405) 377-7010

## Missouri

Feb. 29-March 1  
Charter Airline  
Depart Lincoln: 4 p.m., 2/29  
Depart Columbia: following game  
Holiday Inn Select  
(573) 445-1797

## Texas A&M-- College Station, Texas

March 3-4  
Charter Airline  
Depart Lincoln: 4 p.m., 3/3  
Depart Coll. Station: following game  
Hilton  
(409) 693-7500

## Big 12 Tournament

### Kansas City, Mo.

March 8-12  
Charter Bus  
Departure Time and Date TBA  
Westin Crown Center  
(816) 474-4400



Kansas City's Kemper Arena is in its fourth season as the site for the Phillips 66 Big 12 Conference Tournament. This year's tournament is scheduled for March 9-12.

# NCAA Rule Changes

## Men's Rule Changes for 1999-2000

**1-4,** Not having a visible, continuous, 2-inch-wide midcourt division line that extends the entire width of the court is penalized by an administrative technical foul

**1-5,** Not having a visible, continuous, 2-inch-wide center-circle line is penalized by an administrative technical foul

**1-22** Coaching-box lines extended 3 feet onto the floor

**2-5** Officials permitted access to replay equipment or television monitors to assess whether a correctable error was made

**2-10** If a correctable error involves the awarding of a merited free throw(s) and there has been no change of team possession since the error was made, play shall resume as after any free-throw attempt

**3-5d** Uniform numbers 1 and 2 are legal

**4-36-b** An airborne shooter who is fouled by an opponent while in the air but after the ball is released on a try or tap will be considered to be in the act of shooting until one of the airborne player's feet return to the floor

**5-11** Timeouts changed both for games covered by commercial electronic media (radio and television) and those not covered by commercial electronic media

**7-5-k** Held-ball to the defense rule rescinded

**8-1** Players occupying the two inside lane spaces may move to the edge of the free-throw lane block farthest from the end line

**10-2-f** Administrative technical foul expanded to include the use of artificial noisemakers during a live-ball situation and use of a laser pointer by a fan or team representative at any time

**10-12-f** Team in possession of the ball for the throw-in when double personal foul is called shall put the ball in play from a designated spot nearest to where the double personal foul occurred

## Men's Approved Experimentation

The following experimental rules shall be used during selected exempted events that occur before January 1, 2000.

**1.** On the 10th foul and thereafter in both halves, the team fouled shall have the option of either taking the ball out or shooting the free throws.

**2.** Rule 8-1 will be adjusted so that six men, instead of the current eight, will be allowed in the free-throw lane during free throws. The change in the block made for the entire season will remain in effect.

## Points of Emphasis

Intentional Foul, Rough Low-Post Play With or Without the Ball, Rough Play Away from the Ball, Palming the Ball, Coaching-Box Restrictions

## Men's Basketball Rules Committee

Reggie Minton, U.S. Air Force Academy (Chair); Ed Bilik, Springfield College, (Secretary-Rules Editor); Tim Autry, South Carolina State University; Ron Holmes, McMurry University; Art Hyland, Big East Conference; Debora Lazorik, Marietta College; Mike Montgomery, Stanford University; Tom O'Connor, George Mason University; Lonny Reisman, Tarleton State University; Andy Russo, Lynn University; Roy Williams, University of Kansas; Jim Zalacca, State University College at New Paltz

## Division I Men's Basketball Tournament Committee

Doug Elgin, Commissioner, Missouri Valley Conference; Judy Rose, Director of Athletics, University of North Carolina-Charlotte; Lee Fowler, Director of Athletics, Middle Tennessee State University; Gene Smith, Director of Athletics, Iowa State University; Jack Kvancz, Director of Athletics, George Washington University; Craig Thompson, Commissioner, Mountain West Conference; Jim Livengood, Director of Athletics, University of Arizona; Michael A. Tranghese, Commissioner, Big East Conference; Les Robinson, Director of Athletics, North Carolina State University; Carroll Williams, Director of Athletics, Santa Clara University



# 2000 Postseason Tournament Sites, Dates

## 2000 NCAA Tournament--1st & 2nd Rounds

- March 16 & 18--(Thursday & Saturday)**  
**Midwest:** Cleveland State University Convocation Center, Cleveland, Ohio  
 Hubert H. Humphrey Metrodome, Minneapolis, Minn.  
**West:** Jon M. Huntsman Center, Salt Lake City, Utah  
 McKale Center, Tucson, Ariz.
- March 17 & 19--(Friday & Sunday)**  
**East:** Marine Midland Arena, Buffalo, N.Y.  
 Lawrence Joel Veterans Memorial Coliseum, Winston-Salem, N.C.  
**South:** Nashville Arena, Nashville, Tenn.  
 Birmingham-Jefferson Civic Center, Birmingham, Ala.

## Regionals

- March 23 & 25--(Thursday & Saturday)**  
**Midwest:** The Palace of Auburn Hills, Auburn Hills, Mich.  
**West:** University Arena, Albuquerque, N.M.
- March 24 & 26--(Friday & Sunday)**  
**East:** Continental Airlines Arena, East Rutherford, N.J.  
**South:** Frank Erwin Center, Austin, Texas

## Final Four

- April 1 & 3--(Saturday & Monday)**  
 RCA Dome, Indianapolis, Ind.  
 Host: Butler University/Midwestern Collegiate Conference  
 Semifinal Matchups: Midwest vs. West, East vs. South

## Future Final Four Sites

- 2001** H.H.H. Metrodome, Minneapolis, Minn. (March 31 & April 2)  
 Host: University of Minnesota
- 2002** Georgia Dome, Atlanta, Ga. (March 30 & April 1)  
 Host: Georgia Institute of Technology

## 2000 NIT Sites, Dates

- First Round:** Campus Sites, March 15-17  
**Second Round:** Campus Sites, March 20-21  
**Third Round:** Campus Sites, March 22-24  
**Semifinals:** Madison Square Garden, New York, N.Y., March 28  
**Finals:** Madison Square Garden, New York, N.Y., March 30  
 Dates subject to change

## 2000 Big 12 Tournament

- All games at Kemper Arena, Kansas City, Mo.  
**Thursday, March 9**  
**Game 1--Seed #9 vs. Seed #8, Noon**  
**Game 2--Seed #12 vs. Seed #5, 2:20 p.m.**  
**Game 3--Seed #10 vs. Seed #7, 6:05 p.m.**  
**Game 4--Seed #11 vs. Seed #6, 8:20 p.m.**

### Friday, March 10

- Game 5--Winner Game 1 vs. Seed #1, Noon**  
**Game 6--Winner Game 2 vs. Seed #4, 2:20 p.m.**  
**Game 7--Winner Game 3 vs. Seed #2, 6:05 p.m.**  
**Game 8--Winner Game 4 vs. Seed #3, 8:20 p.m.**

### Saturday, March 11

- Game 9--Winner Game 5 vs. Winner Game 6, 1 p.m.**  
**Game 10--Winner Game 7 vs. Winner Game 8, 3:20 p.m.**

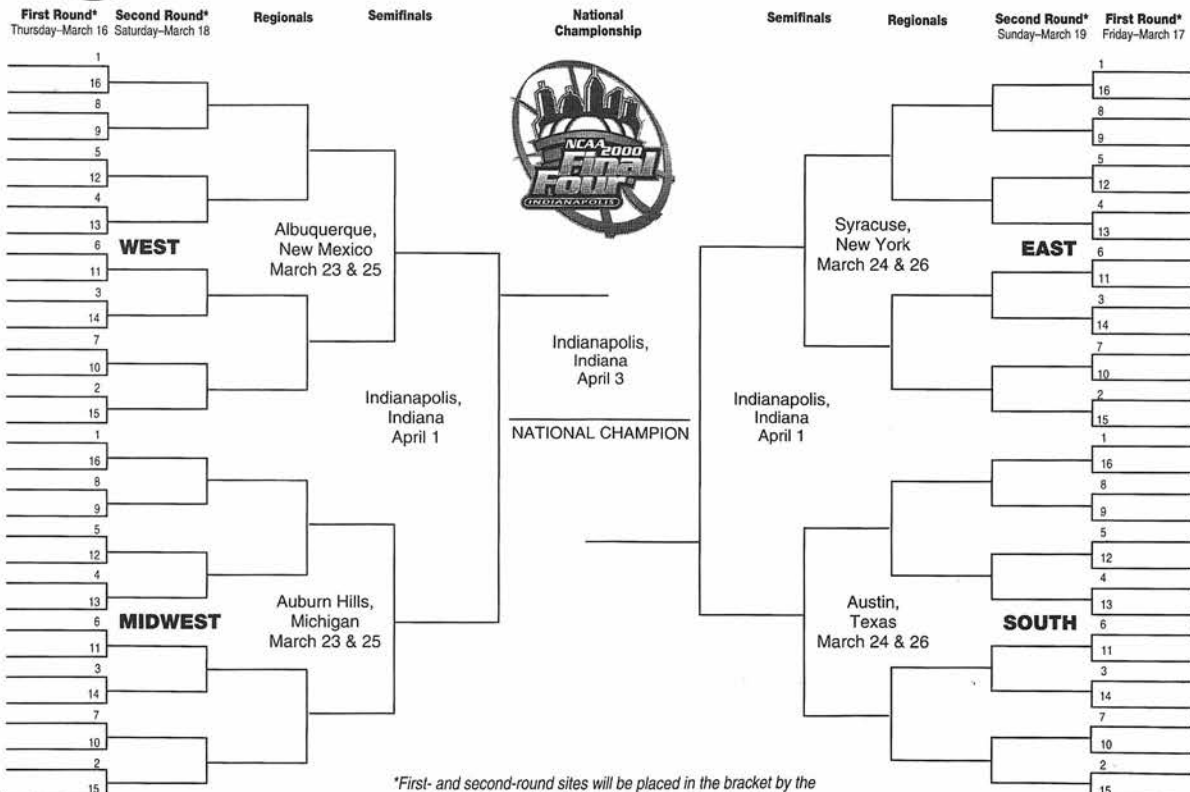
### Sunday, March 12, Finals

- Game 11--Winner Game 9 vs. Winner Game 10, Noon**

Note: North and South Division champions receive the top two seeds in the Big 12 Tournament. The remainder of the seedings for the tournament are based on conference record, regardless of division.



## 2000 NCAA Division I Men's BASKETBALL CHAMPIONSHIP



\*First- and second-round sites will be placed in the bracket by the NCAA Division I Men's Basketball Committee March 12.

© 1985, 1999 National Collegiate Athletic Association  
 No commercial use without the NCAA's written permission



# Nebraska Basketball Media Outlets

## Print Media

### Omaha World-Herald

Steve Sinclair (SE)  
Lee Barfknecht\*  
Tom Shatel (Columnist)  
14th & Dodge  
Omaha, NE 68102  
(402) 444-1000  
Fax: 344-3343

Lincoln Bureau  
P.O. Box 80866  
Lincoln, NE 68501  
(402) 476-3132  
Fax: 476-6281

### Lincoln Journal Star

John Mabry (SE)  
Curt McKeever\*  
Steve Sipple (Columnist)  
926 P Street  
Lincoln, NE 68508  
(402) 473-7431  
Fax: 473-7291  
\*Beat Reporter

### Associated Press

Doug Alden  
14th & Dodge  
Omaha, NE 68102  
(402) 391-0031  
Fax: 391-1412

### Daily Nebraskan (Student)

University of Nebraska  
34 Nebraska Union  
Lincoln, NE 68588-0448  
(402) 472-1765  
Fax: 472-1761

### Beatrice Daily Sun

Jane White (SE)  
200 North 7th  
Beatrice, NE 68310  
(402) 223-5233  
Fax: 228-3571

### Columbus Telegram

Don Strecker (SE)  
1254 27th Avenue  
Columbus, NE 68601  
(402) 564-2741  
Fax: 563-4127

### Fremont Tribune

Brent Wasenius (SE)  
P.O. Box 9  
Fremont, NE 68206  
(402) 721-5000  
Fax: 721-8047

### Grand Island Independent

Terry Douglass (SE)  
1st & Cedar  
Grand Island, NE 68801  
(308) 382-1000  
Fax: 382-8129

### Hastings Tribune

Kyle Svec (SE)  
908 West 2nd  
Hastings, NE 68901  
(402) 462-2131  
Fax: 462-2184

### Kearney Hub

Buck Mahoney (SE)  
13 East 22nd  
Kearney, NE 68847  
(308) 237-2152  
Fax: 234-5736

### Norfolk Daily News

Jay Prauner (SE)  
525 Norfolk Avenue  
Norfolk, NE 68701  
(402) 371-1020  
Fax: 371-5802

### North Platte Telegraph

Antone Oseka (SE)  
Box 370  
North Platte, NE 69103  
(308) 532-6000  
Fax: 532-9268

### Scottsbluff Star-Herald

Jeff Fielder (SE)  
Box 1709  
Scottsbluff, NE 69361  
(308) 632-0651  
Fax: 635-1258

### York News-Times

Joel Tuxhorn (SE)  
P.O. 279  
York, NE 68467  
(402) 362-4478  
Fax: 362-6748

### Huskers Illustrated

Brian Hill (Editor)  
Mike Babcock (Contributing Editor)  
3210 NW 3rd Street  
Lincoln, NE 68521  
(402) 474-4355  
Fax: 474-5132  
Customer Service: (800) 524-9527

### Sports America

Kalani Simpson (Editor)  
3610 Dodge Street  
Omaha, NE 68131  
(402) 341-2444  
Fax: 345-1233

## Television Stations

**KOLN-TV (CBS, Chs. 10/11)**  
Scott Kilbury (SD), Luke Stuckmeyer  
40th and W  
Lincoln, NE 68503  
(402) 467-9270  
Fax: 467-9208

**KLKN (ABC, Channel 8)**  
Matt Kelly (SD), Russ Thaler  
3240 So. 10th Street

Lincoln, NE 68502  
(402) 436-2251  
Fax: 436-2236

### KMTV (CBS, Ch. 3)

Rich Roberts (SD), Clay Matvick  
10714 Mockingbird  
Omaha, NE 68127  
(402) 592-4330  
Fax: 592-4714

### KETV (ABC, Ch. 7)

Jon Schuetz (SD)  
John Oakey, Sean McMahon  
27th & Douglas  
Omaha, NE 68131  
(402) 978-8958  
Fax: 978-8931

### WOWT (NBC, Ch. 6)

Dave Webber (SD)  
Merlyn Klaus, Ross Jernstrom  
3501 Farnam  
Omaha, NE 68131  
(402) 233-7940  
Fax: 346-6740

### KPTM (Fox, Ch. 42)

Travis Justice (SD), Peter Thompson  
4625 Farnam  
Omaha, NE 68132  
(402) 554-4286  
Fax: 554-4292

### KHAS-TV (NBC, Ch. 5)

Ed Littler (SD)  
P.O. Box 578  
Hastings, NE 68901  
(402) 463-1321  
Fax: 463-6551

### NTV (ABC, Ch. 13)

Kasey Marler (SD)  
P.O. Box 220  
Kearney, NE 68848  
(308) 743-2494  
Fax: 743-2644

### KNOP-TV (NBC, Ch. 2)

Joe Swift (SD)  
P.O. Box 749  
North Platte, NE 69101  
(308) 532-2222  
Fax: 532-9579

### KDUH-TV (NBC, Ch. 4)

Dale Ryman (SD)  
P.O. Box 1529  
Scottsbluff, NE 69361  
(308) 632-3071  
Fax: 632-3596

### KSTF-TV (CBS, Ch. 10)

Roxanne Klass (SD)  
P.O. Box 1619  
Scottsbluff, NE 69361  
(308) 632-6107

### KCAU-TV (ABC, Ch. 4)

Tim Seaman (SD)  
7th & Douglas  
Sioux City, IA 51101  
(712) 277-2345  
Fax: 277-4298

### KTIV (NBC, Ch. 4)

Brad Pautsch (SD)  
3135 Floy Blvd.  
Sioux City, IA 51105  
(712) 239-4100  
Fax: 239-3410

### KUON-TV (PBS, Ch. 12)

Steve Alvis (Senior Producer)  
Jim Carmichael (Producer)  
1800 North 33rd  
Lincoln, NE 68503  
(402) 472-3611  
Fax: 472-1785

## Radio Stations

### Pinnacle Sports Productions

Paul Aaron (President)  
\*Warren Swain  
1047 No. 204th  
Elkhorn, NE 68022  
Phone: (402) 289-0808  
\*-play by play announcer

### KLIN (1400 AM)\*

Jim Rose (program director)  
John Bishop (sports director)  
John Baylor, Gary Sharp  
4343 O Street  
Lincoln, NE 68510  
(402) 475-4567  
Fax: 474-8011

### KKAR (1290 AM)\*\*

Gary Java (SD)  
1001 Farnam Street  
Omaha, NE 68102  
(402) 342-2000  
Fax: 342-7041

### KFAB (1110 AM)

Kent Pavelka (SD)  
5010 Underwood  
Omaha, NE 68132  
(402) 556-8000  
Fax: 556-8937

### KFOR (1240 AM)

Chuck Stevens (SD)  
6900 Van Dorn, Suite 11  
Lincoln, NE 68506  
(402) 483-5100  
Fax: 483-4095

### KRNU (90.5 FM)

Sports Director  
258 Avery Hall  
Lincoln, NE 68588  
(402) 472-3054  
\*-Lincoln affiliate for Husker BB  
\*\*-Omaha affiliate for Husker BB



# THIS IS WEBER STATE



# The Nee Era

The Dean Of Big 12 Coaches

## 1987-88

Though the Huskers finished just 13-18,

Nebraska beat eventual national champion Kansas 70-68 in Lincoln on a jumper by Beau Reid as time expired.



## 1986-87

In his first season as head coach, Nee's Huskers finished 21-12, missed the school record for season wins by one and finished third in the NIT.



## 1989-90

Nebraska suffered its worst record under Nee as the Huskers went just 10-18. Rich King, Clifford Scales and Carl Hayes earned honorable-mention All-Big Eight awards.



## 1988-89

Nebraska made its second postseason tournament appearance under Nee, advancing to the NIT second round.



## 1998-99

Nebraska posted its fifth 20-win season in seven years in 1998-99 and won 10 conference games in the tough Big 12 for the second straight season. The Huskers appeared in the NIT Tournament marking the ninth straight year NU has participated in postseason play. Center Venson Hamilton was named the Big 12 Player of the Year.

## 1991-92

Nebraska (19-10) made back-to-back NCAA Tournament appearances for the first time in school history. Eight of its 10 losses were to nationally-ranked foes.



## 1990-91

Nebraska won a school record 26 games and made the school's second-ever NCAA Tournament appearance. The Huskers finished with their highest ranking ever at No. 11 by the AP.



## 1997-98

The Huskers returned to the NCAA Tournament in 1997-98 and posted their fourth 20-win season in the last six years. Tyronn Lue was a consensus first-team All-Big 12 pick.



## 1993-94

Nebraska recorded back-to-back 20-win seasons for the first time in school history and won the school's first-ever Phillips 66 Big Eight Tournament title.



## 1992-93

With its second 20-win season in the last three years, Nebraska made a third straight NCAA Tournament appearance. Eric Piatkowski won first-team All-Big Eight honors.



## 1996-97

Nebraska extended its school-record postseason streak to seven years. The Huskers were 18-15 in the first year of the Big 12. Danny Nee recorded his 200th win at Nebraska and his 300th overall collegiate victory.



## 1995-96

A late-season surge by the Huskers propelled them to a NIT Championship, the first national postseason championship of any kind in NU history.



## 1994-95

NU made its school-record-tying fifth straight postseason tournament appearance, advancing to the second round of the NIT, where it lost to Penn State 65-59. Jaron Boone earned second-team all-conference honors.



# Through The Decades

More Than A Century Of Excellence

## 1897-1906

Nebraska posted a 59-26 (.694) record in its first decade of basketball, including three undefeated seasons. In those 10 years, the Huskers were coached by Frank Lehmer, T.P. Hewitt, E. Berry, Fred Morrell, Walter Hiltner and R.G. Clapp.

## 1917-1926

Nebraska fashioned its first 20-win season ever in 1919-20 finishing 22-2 and setting a school record for wins that stood until 1990-91. During the decade Nebraska was 111-71 (.610) and had six winning campaigns.

## 1907-16

The last five teams of the Huskers' second decade all posted winning records. The 1911-12 team (right) won the school's first Missouri Valley Conference title and then repeated as champs in 1912-13 and 1913-14.



## 1927-1936

NU opened the decade in the Nebraska Coliseum, but didn't have much of a home court advantage, finishing under .500 at home in 1925-26. In 1928-29, Nebraska joined Missouri, Kansas, Kansas State, Iowa State and Oklahoma in forming the Big Six Conference.

## 1937-1946

Nebraska's record of 65-120 (.351) in this decade is its worst ever. Twice, in 1943-44 and 1944-45, the Huskers mustered only two wins. Sid Held and Don Fitz earned first-team All-Big Six honors in 1940-41. Nebraska lost to the eventual NCAA Champion in both 1939-40 (Indiana) and 1940-41 (Wisconsin).

## 1947-1956

The Huskers were 102-141 (.420) in the decade. However, the 1948-49 team tied for first in the Big Seven Conference and beat Oklahoma to advance to the NCAA District Tournament. Claude Retherford was a first-team All-Big Seven pick in that season and led the team in scoring. In 1949-50, Bus Whitehead earned first-team all-conference honors as NU tied Kansas and Kansas State for the Big Seven title.



## 1957-66

Stu Lantz (left) capped off an otherwise disappointing decade by leading the Huskers to a second-place Big Eight finish and first-ever NIT appearance in 1965-66. The Huskers' 20-5 record was its first 20-win season since 1919-20. Lantz, who finished second to KU's Jo Jo White in the Sophomore-of-the-Year balloting, would go on to become a third-round NBA draft pick. For the decade, NU was 102-142 (.418).

## 1967-1976

Nebraska finished above .500 for the decade with a 147-111 (.570) record. Marvin Stewart became the first player to average 20 points in a season in 1970-71. The Huskers closed out the decade with a third-place Big Eight finish in 1975-76 and said goodbye to the Nebraska Coliseum. Jerry Fort earned three straight first-team all-conference awards from 1974-76.

## 1977-1986

The Cornhuskers posted a 175-119 (.595) record in this decade, including a 15-14 ledger in 1976-77, the first season at the Bob Devaney Sports Center. In 1977-78, the Huskers earned their second postseason tournament bid and first since 1966-67, advancing to the second round of the NIT. NU posted 20 wins twice during the decade (1977-78, 1982-83).

## 1987-1996

The Huskers enjoyed their most successful full decade under the direction of Head Coach Danny Nee. During the decade, Nebraska won 20-or-more games five times, advanced to the NCAA Tournament four times, won its first-ever Phillips 66 Big Eight Tournament trophy in 1993-94 and in 1995-96 captured the NIT Championship. For the decade NU was 185-131 (.585).



## 1997-Present

Nebraska has continued its dominance in the final years of the 20th century. The Huskers have added a pair of 20 win seasons to bring Nee's total to seven in his tenure. NU has also become one of just 15 schools to appear in at least nine-consecutive postseason tournaments.



# Husker Gameday

An Unforgettable Experience


*"Nebraska athletics are very important to the state and the people of Nebraska do an outstanding job of supporting our basketball team. Our crowd gives us a distinct home court advantage, with their enthusiasm, especially in conference games. They get us energized to play well."*

Andy Markowski, Husker Forward 1996-1999




## **Magical Atmosphere**

Award-winning attractions like the Cornhusker Marching Band and Lil' Red, the 1999 National Cheerleaders Association National Champion Mascot, help create a memorable gameday atmosphere that is enjoyed by Husker fans of all ages.



## **Fired Up**

The Nebraska Yell Squad and Big Red Express band help lead the Devaney Center's 13,500 faithful on game day. When filled to capacity for Husker basketball games, the Devaney Center equals the state's 11th-largest city.





**Packing 'Em In**


More than 1.8 million fans have packed the Devaney Center during the 1990s to watch Nebraska basketball. That accounts for more than 46 percent of the total attendance in the building's 22-year history.

**There Is No Place Like Nebraska**

With 233-consecutive home football sellouts in Memorial Stadium, Nebraska has traditionally been known as a football school. But the demand to see Danny Nee's Huskers continues to grow, making Big Red basketball one of the town's hottest tickets.

"There is no place like Nebraska, dear old Nebraska U..." And, in Nebraska, there's no better place to be from November through March than the Bob Devaney Sports Center for Husker Hoops.

Coach Nee's up-tempo style of play allows his players to showcase their skills and has kept the fans coming back for more. It's competition in one of the nation's toughest conferences -- the Big 12. For 18 days and nights in the winter, Husker Hoops is the show. For the players, coaches and fans, Nebraska basketball is a game for the new millenium. It's 40 minutes of high-flying, prime-time college basketball excitement.



**Did You Know ...**

- ◆ Only 13 of the nation's 300-plus Division I schools have a longer active postseason streak than Nebraska.
- ◆ Nebraska is one of seven NCAA Division I institutions with 1,000 or more all-time basketball wins and more than 700 all-time football victories.
- ◆ The Big 12 Conference sent 67 percent of its teams to postseason play in its third year of existence.
- ◆ The Big Eight Conference sent five or more teams to postseason play in each of its final 12 seasons. The Big 12 has sent at least six teams in its first three years.
- ◆ The Big 12 Conference had seven schools rank in the top 50 nationally in attendance.



# National Attention

Nebraska Is In The Media Spotlight

## Media Attention

Nebraska athletes are consistently in the limelight. Media locally and from all over the country, consistently follow the Huskers, who have competed in nine straight postseasons. Nebraska appeared on national or regional television 16 times in 1998-99.



## Media Attention

With the resurgence of the Nebraska basketball program under Coach Danny Nee, media attention for the Huskers is at an all-time high. Nebraska is scheduled to make at least nine national or regional television appearances during the 1999-2000 season, including a national appearance against Oklahoma State on ESPN, Saturday, Feb. 19 and two national appearances on ESPN2 against Arizona on Saturday, Dec. 18 and against Oklahoma on Monday, Feb. 14. In addition, seven other games will be shown on the Big 12 Conference's syndicated television package.

The Big 12 has become a fixture on ESPN's "Big Monday" package. Last year, "Big Monday" earned the highest rating of any ESPN college basketball time slot.

The media attention isn't limited to television broadcasts as the Huskers are consistently covered by national print publications such as USA Today, The Sporting News, and Basketball Times as well as hundreds of regional media outlets. The state's two largest papers, *The Omaha World-Herald* and the *Lincoln Journal Star*, cover Nebraska basketball on a daily basis. Nebraska has been ranked at least once in the wire service polls in five of the last nine seasons, and in 1990-91, finished with its highest national rankings ever at No. 9 in the UPI poll and No. 11 in AP.

Husker basketball can be heard throughout the Midwest on the Nebraska Sports Network headed by Pinnacle Sports Productions. Calling the Husker action will be play-by-play announcer Warren Swain and color commentator Nick Joos.

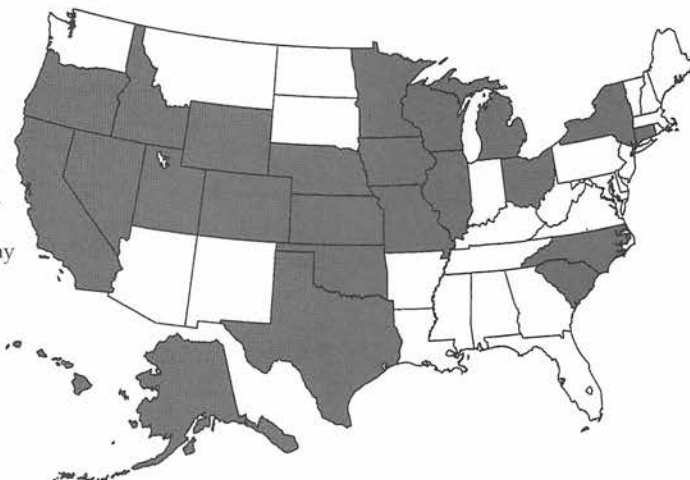


## World Travelers

Nebraska has traveled to Europe, Australia, Hawaii and Puerto Rico in the last 10 years. Last season Nebraska competed in the Top of the World Classic in Fairbanks, Alaska.

## On The Road Again

The Huskers have traveled to 24 states and three continents, including Australia and Europe, in Danny Nee's 12 seasons as Nebraska's head coach.



## Did You Know That...

- ◆ Nebraska has averaged more than 13 regional or national television appearances in the last nine seasons.
- ◆ The Huskers are one of 15 teams which have made nine consecutive postseason trips.
- ◆ Husker athletes are consistently covered by the nation's leading publications including *The Sporting News* and *USA Today*.
- ◆ Nebraska has traveled to Europe, Australia, Hawaii (five times), Alaska and Puerto Rico (three times) during the last 11 years.
- ◆ The Huskers have plans to go to Puerto Rico, Hawaii and Alaska between 2000 and 2002 and have non-conference matchups at Arizona State, Miami, Pittsburgh and Minnesota, on future schedules.



# Huskers In The Professionals

Making A Mark On The NBA

## Erick Strickland

Dallas Mavericks

Erick Strickland has established himself as one of the top young guards in the league, averaging more than eight points and two assists per game in three years for the Dallas Mavericks. Strickland signed a six-year deal worth more than \$14 million in 1997.



## Eric Piatkowski

Los Angeles Clippers

Eric Piatkowski enters his sixth season with the Los Angeles Clippers after starting 73 games and averaging more than 10 points per game during the last two seasons. Piatkowski was part of four Husker NCAA Tournament teams and is second on NU's all-time scoring list. During the offseason, Piatkowski signed a four-year, \$12 million contract.



### Did You Know ...

- ◆ Nebraska has had 24 players drafted by the National Basketball Association, including Venson Hamilton, who was chosen by the Houston Rockets in the second round of the 1999 Draft, and Rich King who signed with Vancouver during the offseason.
- ◆ In the 1990s Nebraska has had three first-round selections in the NBA Draft. Rich King was the 14th selection in 1991, Eric Piatkowski was picked 15th overall in 1994 and Tyronn Lue was selected 23rd in 1998.

## Tyronn Lue

Los Angeles Lakers

Tyronn Lue came off the bench in key situations last year for the Los Angeles Lakers and averaged more than five points per contest. Lue was originally drafted 23rd in the 1998 NBA Draft by the Denver Nuggets, but was immediately traded to the Los Angeles Lakers.



*"The Nebraska program from top to bottom was first class. My four years in Lincoln were some of the best years of my life. I enjoyed the experience athletically and academically. The Nebraska fans are great. Being from Omaha, I had seen how Husker fans get behind their teams and I wasn't disappointed once I got to Nebraska."*

Erick Strickland, Dallas Mavericks



# Nebraska Basketball Facilities

Among The Best In The Nation

## Bob Devaney Sports Center

The 13,500-seat Bob Devaney Sports Center has been the home of Husker basketball since 1976 and underwent a \$7.9 million renovation in 1999.



## The Devaney Center

The 13,500-seat Bob Devaney Sports Center is one of the most beautiful arenas in the Big 12 Conference and after undergoing a \$7.9 million facelift during the offseason it is one of the most beautiful in the nation. Opened in the fall of 1976, the newly-refurbished arena is located on the Nebraska State Fairgrounds. The building, originally a \$13 million project, houses the Husker basketball, track, swimming, wrestling and gymnastics teams. A number of other activities, including concerts and commencements, are held in the arena.

Features added in the offseason include two of the finest replay boards in the nation, a Husker Hall of Fame located in the main concourse as well as other fan amenities.

Since the building became the home of Husker basketball, more than 3.8 million fans have passed through the Devaney Center turnstiles and its 4 millionth fan will walk through the door this year. Named after Bob Devaney, Nebraska's highly successful football coach and athletic director (1962-93), the Husker faithful have flooded into the Devaney Center in record numbers.


Raucous Nebraska crowds have cheered NU to a 22-year record of 278-78 (.781) in the building, including a 115-28 (.804) record during the last nine seasons.



## Locker Rooms

The Nebraska ready room and locker room in the Bob Devaney Sports Center have both been completely refurbished in recent years.





**Medical Facilities**


The newly remodeled medical facilities at Nebraska are among the best in the country. State-of-the-art training facilities are located in South Memorial Stadium, the NU Coliseum and the Bob Devaney Sports Center.

**Did You Know ...**  
◆ The NU athletic department is self supporting as it receives no state funding or student fees.  
◆ Nebraska has won nearly 80 percent of its games in 22 seasons of play in the Devaney Center.




**Medical Staff**

NU's medical staff includes six full-time trainers, including two registered physical therapists. Four doctors are available every day to treat Husker medical needs.



**HuskerVision**

Nebraska will unveil two big screen replay boards on the east and west ends of the Devaney Sports Center in 1999 for both men's and women's gameday use. The replay boards, which are similar to the popular screens in Memorial Stadium, will be run by HuskerVision, NU's video department. HuskerVision personnel coordinate video productions for all 24 Husker teams and produce more than 100 shows per year including the Danny Nee Show.




**Sapp Recreation Center**

Nebraska's \$17 million Lee and Helene Sapp Recreation Facility, one of the best in the nation, is the home of NU Football's Cook Pavilion. The facility also provides university students and staff with the latest in recreational equipment.




# Husker Power

The Nation's Model Strength Program



**Supervision** | Nine full-time strength and conditioning specialists provide year-round strength training supervision. Larry Florence (inset) received the all-sport lifter-of-the-year award in 1999.



## The Strength Complexes

In 1990, Nebraska unveiled a 30,000 square-foot strength training facility that has set the standard for weight rooms across America. Located under Memorial Stadium's west wing, the strength complex (above left) is one of the nation's largest and finest. The spacious Devaney Center weight room (inset left) provides athletes who practice in the Devaney Center with the nation's newest and finest equipment.

## Husker Power: Three Reasons For Success

**1. Program** - The Husker Power strength and conditioning program is individualized for each athlete. The Performance Buffet enhances performance as does the motivation and visualization program.

**2. Supervision** - The Athletic Performance Team combines nine full-time strength and conditioning specialists and two certified nutritionists. The Performance Team provides a wide range of services to help athletes prepare for a successful athletic career.

**3. Facilities** - The Nebraska Strength Complex is recognized as the finest in the country. The Husker Power facilities include the Bob Devaney Sports Center weight room and Bob Devaney indoor track weight room. The Performance Buffet is also nationally recognized for improving the performance of Nebraska athletes. The Wayne Meylan room is used for supplements and for body composition testing.

## Husker Power: Four Steps To Success

**1. Test Performance Indicators** - Testing can point out what components athletes have weaknesses with and an exercise program can then be formulated that concentrates on the weak areas.

**2. Evaluate** - After the athletes are tested they are evaluated in comparison to other athletes at their position using the Husker Power Performance Index.

**3. Setting Goals** - Once the athletes know where they rank compared to other athletes, realistic goals are set for the athletes to work toward.

**4. Husker Power Program** - The goals are reached through the Husker Power Program, one of the most successful in collegiate football history.



With 14 full-time members, eight graduate assistants, 11 student staff positions and four consultants, Nebraska's Performance Team is one of the most intricate strength and performance organizations in the nation. Since 1974, more than 31 universities and 14 professional teams have hired former NU assistants who worked under Boyd Epley.




## Performance Buffet

Because Nebraska strives to build a solid base for health and recovery from training with a diverse, nutrient-rich meal plan, the Performance Buffet plays a large part in developing the athlete.

# Nebraska Sports Facilities

The Perfect Companion For Great Athletic Teams




## Memorial Stadium

Fans have filled the Memorial Stadium stands for an NCAA-record 233 consecutive sellouts. In 1994, two HuskerVision replay boards and a state-of-the-art sound system were added to Memorial Stadium. NU's latest undertaking, which was unveiled for the 1999 season, is the \$36.1 million Memorial Stadium Improvement Project, which includes 42 skyboxes, a club seating area, stadium view lounge, new media facility and renovated concourses.


## Abbott Sports Complex

The Nebraska soccer team plays its home matches at the Abbott Sports Complex. The field has room for 2,400 people and has hosted NCAA Soccer Tournament matches in each of the past three seasons.



## Buck Beltzer Stadium & NU Softball Complex

Nebraska's baseball and softball fields are located in the center of campus, allowing students and fans to watch these two nationally ranked teams. Two new ballparks located just west of campus will be completed for the 2001 season.



## NU Coliseum

Home to Nebraska's nationally ranked volleyball team, the 4,200 seat arena is one of the premier facilities in college volleyball.



## Academic

# Achievement

Nation-Leading 164 GTE/CoSIDA Academic All-Americans

### Nebraska Academic Facts

- ◆ Nebraska has the highest number of first-, second- and third-team GTE/CoSIDA Academic All-Americans in the nation with 164, 50 more than any other school. Nebraska has seen 94 of those earn first-team honors, including 19 since 1990.
- ◆ Husker student-athletes have earned 13 NCAA Today's Top Eight Awards, more than any other school.
- ◆ Husker athletes consistently top the academic all-conference list. Nebraska's Andy Markowski was a first-team All-Big 12 selection for the third straight year in 1998-99.
- ◆ The Nebraska basketball program has produced at least one first-team academic all-conference player for 16 straight years.
- ◆ The Nebraska athletic program received the Champs/Life Skills Program of Excellence Award in 1998-99 as presented by the Division I-A Athletic Directors. Nebraska was one of seven schools to earn the honor in recognition of a comprehensive and successful life skills program for all student-athletes.
- ◆ Nebraska has been tabbed one of 36 flagship universities and is considered one of the best values among the nation's colleges and universities by the Center for Studies in College Enrollment.
- ◆ Nebraska student-athletes who continue with graduate school received more than \$76,500 in postgraduate scholarship money in 1998.



### High Graduation Rate

As of June 1999, more than 86 percent of scholarship athletes who have exhausted their eligibility at Nebraska have graduated, which is well above national averages. Nebraska's basketball graduation rate alone also ranks above national averages.



## ACADEMIC ALL-AMERICANS

Nebraska

164

Notre Dame 114

Illinois Wesleyan 95

M.I.T. 92

UCLA 80

All teams, all sports as of July 1999

### Leading The Nation

Nebraska leads the nation in GTE/CoSIDA Academic All-America selections for all sports combined.

### Academic Success

The success of Nebraska athletes is not limited to the athletic arenas. More Husker student-athletes have been selected to the GTE/CoSIDA Academic All-America team than athletes from any other school in the country, and more Huskers have earned academic all-conference honors than athletes from any other conference school.

No school has had more athletes receive the NCAA's highest award, The Today's Top Eight, than Nebraska. Husker athletes also have been awarded the third-highest number of NCAA postgraduate scholarships to help further their educations.

### Awards and Honors

#### NCAA Today's Top Eight Award

The most prestigious honor a student-athlete at an NCAA member institution can win is the Today's Top Eight Award. The University of Nebraska-Lincoln is proud to claim it has had more student-athletes win this award than any other school. Grant Wistrom became the ninth Husker football player and NU's 13th recipient of the prestigious Today's Top Eight Award in 1997.

#### GTE/CoSIDA Academic All-America Teams

Since 1952, sports information directors have selected academic All-America teams from qualified student-athletes representing eight different sports.

The University of Nebraska-Lincoln has had more male and female student-athletes selected as academic All-Americans than any other school in either the University or College Divisions.

As of June 1999, the University of Nebraska has seen a total of 164 student-athletes earn this distinction, 50 more than second-place Notre Dame's 114. NU also leads the nation in first-team GTE/CoSIDA Academic All-Americans with 94. The men's basketball program has produced four Academic All-America performers.

#### Academic All-Conference

Nebraska has established itself as the dominant school in the conference for academic excellence, consistently placing more athletes than other conference schools on that list.

**N** | **Nebraska**  
**ATHLETICS**

*Dedicated  
to Excellence.*

*"To offer an academic support program integrated with the campus that will assist all student-athletes with the transition into college and continued support in all phases of academic and professional development culminating with graduation, job placement or graduate school."*

Statement of Philosophy, University of Nebraska  
Academic Programs & Student Services



### Advancements In Learning

A newly expanded 51-terminal computer lab located in the Hewit Center shows Nebraska's commitment to keeping up with advancements in learning and technology. In 1996, Nebraska received the CFA Special Recognition Award for its high graduation percentage.



### Graduation

Of the 45 players under Nee who have completed their eligibility at Nebraska, whether scholarship or walk-ons, 31 have left with a degree in hand. Nebraska's graduation rates for all sports, including only those students who completed their eligibility at NU, is an outstanding 86 percent.

### The Nebraska Academic Experience: Three Steps to Success

With an enrollment of nearly 25,000 students, the University of Nebraska-Lincoln offers an environment rich in academic tradition. Faculty members at Nebraska have long been recognized for serving students with excellence, distinction and a level of expertise matched by few.

There are nine academic colleges at the University of Nebraska, and each offers a variety of disciplines for students to select. The colleges are: Agriculture, Architecture, Arts and Sciences, Business Administration, Engineering and Technology, Human Resources and Family Science, Journalism and Mass Communications, Teachers College and Fine and Performing Arts.

From the day student-athletes decide the University of Nebraska is the right place to be, the athletic academic counseling unit provides personal support, academic support and professional development to ensure that student-athletes will get the most out of their years as Huskers.

### Professional Development Counseling at NU

#### 1. Career Exploration

Knowing that less than 1 percent of all collegiate athletes advance to professional sports, Nebraska pioneered a comprehensive Career Counseling Program for student-athletes in 1988. This program has been modeled by many other NCAA institutions and is now a component of the NCAA Life Skills Program.


The exploration phase has programs designed to help with career selection and clarification. These programs include: interest inventories, DISCOVER (an interactive computerized career guidance program), monthly career nights, career fairs, shadowing experiences, internships and cooperative education.

#### 2. Career Planning

An important aspect of preparing for a career is the teaching of job-development skills. At Nebraska, methods are taught to improve these skills, including resume development, cover-letter writing, job search strategies, interviewing skills, and graduate, law and medical school placement assistance.

#### 3. Career & Graduate School Placement

Assistance is provided in securing full-time employment upon graduation. Both the University Career Services office and Alumni office play an instrumental role in the placement process. Guidance is also provided for those with plans for graduate education. Student-athletes have access to graduate career fairs, test preparation, applications workshops and postgraduate scholarships.



### Support Facilities

The Hewit and Boekel Academic Centers house Nebraska's academic counselors and newly refurbished 51-terminal computer lab.



# Academic Support

The Standard for Student-Athlete Academic Support Systems

## Academic Guidance

Educational Assessments	Tutorial Support	Supplemental Instruction	Academic Supervision	Computer Resources
<p>During new student-athlete orientation, the academic staff administers a variety of educational assessments to student-athletes to better determine academic strengths and areas for improvement. The results help counselors and athletes to develop a personalized academic support team.</p>	<p>One of Nebraska's largest and perhaps most beneficial support services for student-athletes is the Tutorial Program. Mentor tutors and subject tutors assist student-athletes in making successful transitions into college, while experiencing academic success.</p>	<p>A sub-component of the tutorial program, this program is effective in helping student-athletes get adjusted to college academics, while enhancing academic self-esteem and study skills.</p>	<p>In order to monitor the academic and graduation progress of Husker student-athletes, the counselors dedicate extensive time toward academic supervision. Counselors receive periodic grade reports from faculty, and various study hall and class attendance programs are in place, all for the benefit of the student-athletes.</p>	<p>State-of-the-art software programs in the newly expanded Hewit Center 51-terminal computer lab allow students to become more efficient and productive. The lab features a combination of IBM and MacIntosh computers complete with laser-jet printers. Students can also access laptop computers for extended away competitions.</p>

### Student-Athlete Orientation

The Hewit Center coordinates an annual New Student-Athlete Orientation program aimed at helping student-athletes experience a smooth transition into college life.

### NCAA Life Skills Program

Student-athletes receive expert education and intervention regarding personal and social issues. Campus administrators, national experts and former student-athletes share information and insights to assist student-athletes in making responsible decisions. During the 1998-99 year, Nebraska was one of seven schools to receive the Program of Excellence award in recognition of creative and comprehensive LifeSkills programming efforts.

### Personal Counseling

Counseling staff members provide student-athletes with a supportive and caring environment. Areas addressed within personal counseling include: transitional issues, stress management, academic focus and personal crisis intervention. Referrals are also made to professionals at the University Health Center.

### Multi-Cultural Support

This program is designed to enhance cultural awareness for all student-athletes to help build a supportive, caring environment while learning about different cultural backgrounds.

### Student-Athlete Advisory Board

Student-athletes from every sport meet regularly with athletic department administrators in order to be included on all decisions affecting their personal, academic and professional development. The Board was recognized by *College Athletic Management* magazine as the top student organization in the nation and has been a model for many other universities.

### Husker Outreach Program

Involvement in the award-winning Husker Outreach Program gives Husker student-athletes the opportunity to make a positive impression on youth, while the student-athletes further develop their own leadership and interpersonal skills. Through Ventures in Partnership activities, National American Education Week, and the annual "School is Cool" Jam sessions, more than 100,000 youth statewide hear motivational and inspirational messages.

## Personal Support

### Annual Academic Awards Banquet



233 Husker student-athletes were honored for their academic achievements at the 1999 Academic Awards Banquet, including football Academic All-American Chad Kelsay (above). James Koziol and Fiona Nepo (left) were named NU's Scholar-Athletes of the Year.



### Academic Supervision

In order to monitor the academic and graduation progress of Husker student-athletes, the counselors dedicate extensive time toward academic supervision.



### Hewit Center

Located in West Memorial Stadium, the Hewit Center houses the Performance Buffet where NU athletes can enjoy lunch or dinner. The Hewit Center and Boekel Academic Center are adjacent to the South Stadium locker rooms.



### Academic Honors

Nebraska athletes have earned an NCAA-leading 164 GTE/CoSIDA Academic All-America awards. The honors are proudly displayed in the academic center, where student-athletes enjoy the best academic support in the nation.

*"One of the most impressive characteristics of Nebraska's academic support system is that counselors are not only there to support you, but they will go the extra mile to make sure that every student-athlete excels and becomes the best they can possibly be."*


Rob Zatechka, 1994 Academician-of-the-Year  
1994 NCAA Today's Top Eight Award Winner  
4.0 Graduate in Biological Sciences

*"From the day I entered UNL as a freshman, the Nebraska academic staff helped me get off on the right foot. The support staff at Nebraska, in terms of mentors, tutors, study halls, everything, is second to none. Academic performance is emphasized just as much as athletic performance. They do everything they can to make sure that when a student-athlete's career ends, they have the ability to be successful in the future."*

Andy Markowski, 1996-99 Husker Forward  
Three-Time First-Team Academic All-Big 12


### University of Nebraska Facts

- ◆ Nebraska was reclassified as a Research University I in 1994 by the Carnegie Foundation for the Advancement of Teaching. That distinction is the highest possible classification a university can earn.
- ◆ There are 1,519 academic faculty members at Nebraska, giving NU a faculty-student ratio of 1 to 16.
- ◆ The \$30 million George W. Beadle Center for Genetics and Biomaterials Research provides a new focus for research and development in biotechnology, biochemistry, biological materials and chemical engineering and related fields.



### Best In The Nation


College Athletic Management magazine and Walt Disney have named the Husker support system the most comprehensive and innovative in the country.





# Husker Athletics

Nationally Prominent, Tradition-Rich Programs



**Football**  
All-American  
Sheldon  
Jackson

First-year head coach Frank Solich led Nebraska to its 30th-consecutive nine-win season and 30th-consecutive bowl game in 1998. The Huskers have won three national titles since 1994.




**Men's  
Gymnastics**  
NCAA Champion  
Jason Hardabura

Two-time national champion Jason Hardabura won the all-around title at the NCAA Championships in leading NU to a third-place showing. NU has won eight national titles and placed second on seven other occasions under Head Coach Francis Allen.



**Baseball**  
All-American  
Ken Harvey

Behind the bat of first baseman Ken Harvey, the Nebraska baseball team won the Big 12 Conference Tournament, earning the school's first baseball title of any kind since 1950, and advancing to the NCAA Regionals for the first time since 1985. Harvey, a consensus first-team All-American, led the nation in hitting with a .478 batting average and hit a school-record 23 home runs in 1999.



**Swimming  
& Diving**  
All-American  
Anthony Rogis

Aided by a third-place finish from freshman Anthony Rogis (second from left) in the 200-yard freestyle, the Nebraska men's swimming and diving team placed 11th at the 1999 NCAA Championships, its best showing since 1990. The Husker women's squad placed 12th at the national meet, securing a top-15 finish for the fifth consecutive year.


## 1998-99 Sears Directors' Cup Final Standings

Institution	Points
1. Stanford .....	970
2. Georgia .....	720
3. Penn State .....	600
4. Florida .....	580
5. UCLA .....	570
6. Michigan .....	520
7. Duke .....	510
8. Virginia .....	490
9. Arizona .....	470
Southern California .....	470
11. Texas .....	440
12. Nebraska .....	420
Arizona State .....	420
Brigham Young .....	420

## 1998-99 Big 12 All-Sport Standings

Institution	Points
1. Texas .....	185
2. Nebraska .....	180
3. Texas A&M .....	134
4. Missouri .....	124
5. Kansas .....	112
6. Oklahoma .....	109
7. Baylor .....	107
8. Colorado .....	100
Iowa State .....	100
Oklahoma State .....	100
11. Texas Tech .....	88
12. Kansas State .....	78

as compiled by the Omaha World-Herald



**Soccer**

**All-American  
Sharolta Nonen**

Two-time All-American Sharolta Nonen helped the Nebraska soccer team to its second Big 12 Tournament title and third consecutive final top-10 national ranking.




**Softball**

**All-American  
Jennifer  
Lizama**

First-team All-American Jennifer Lizama led Nebraska to its fifth consecutive NCAA Softball Tournament in 1999. The Huskers advanced to the finals of the regional tournament for the third straight year.

**Husker Athletic Facts**

- 12 of NU's athletic teams earned top 20 national finishes as Nebraska finished in the top 12 of the Sears Directors' Cup for the fourth consecutive year.
- Nebraska is one of seven NCAA Division I Institutions with 700 or more football wins and 1,000 or more basketball wins.
- Nebraska's athletic teams took home conference titles in baseball, men's gymnastics, women's gymnastics, volleyball and soccer in 1998-99.
- Only one Husker team finished with a below .500 record in 1998-99.



**Women's Basketball**

**Honorable-Mention  
All-American Nicole Kubik**

Honorable-mention All-American Nicole Kubik led the Big 12 Conference in steals and assists while ranking second in scoring, helping the Husker women's basketball team to its second straight NCAA Tournament bid.

**Men's Golf**


**All-American & Ben Hogan Award-Winner Steve Friesen**

The Husker men's golf team earned the highest finish in school history with a 14th-place showing at the 1999 NCAA Championships. Senior Steve Friesen earned honorable-mention All-America honors and won the coveted Ben Hogan Award for excellence in academics and athletics in 1999.

**Volleyball**

**All-American  
Fiona Nepo**

Three-time All-American Fiona Nepo capped an impressive career by leading the Huskers to the 1998 Big 12 Championship and the school's third Final Four appearance in four years.





# The University Of Nebraska

A Modern & Progressive Institution



## A Wide Variety

Quality instruction is emphasized in UNL's nine undergraduate colleges, the Graduate College and the College of Law. The Colleges of Agricultural Sciences and Natural Resources, Architecture, Arts & Sciences, Business Administration, Engineering & Technology, Fine & Performing Arts, Human Resources & Family Sciences, Journalism & Mass Communications and the Teachers College offer 145 undergraduate and 119 graduate programs leading to career opportunities in the arts, the sciences, the humanities and the professions.

## University Of Nebraska |


The University of Nebraska was chartered by the Legislature in 1869 as the state's public university and land-grant institution. Founded in Lincoln, the University of Nebraska was expanded in 1968 into a state educational system now comprising four campuses under the guidance of a Board of Regents and a central administration. The University of Nebraska includes the agricultural components organized within the Institute of Agriculture and Natural Resources. A long-time member of the Association of American Universities and a Carnegie Research I University, UNL is Nebraska's land-grant university and its major comprehensive institution of higher education.



## Attractions |

The University of Nebraska campus is home to the nationally renowned Sheldon Memorial Art Gallery (left) and Sculpture Garden, the Christlieb Collection of Western Art and the Lied Center for Performing Arts. The University of Nebraska State Museum boasts a world-class fossil collection and maintains research sites such as Ashfall Fossil Beds State Park. Students enjoy the new Broyhill Fountain (above), located on city campus. The fountain is north of the renovated Nebraska union. A \$13.5 million union renovation project was completed in June of 1999.





**Research** | The \$30 million George W. Beadle Center for Genetics and Biomaterials Research provides a new focus for research and development in biotechnology, biochemistry, biological materials and chemical engineering and related fields.



**Famous Nebraska Alumni**

- ◆ Warren E. Buffet, Class of 1951, Financier Chairman & CEO of Berkshire Hathaway Inc. Second on Forbes 400 List
- ◆ Johnny Carson, Class of 1949, Entertainer Host of NBC's Tonight Show, 1962-92
- ◆ Willa Cather, Class of 1895, Author 1923 Pulitzer Prize winner for *One of Ours*
- ◆ Harold E. Edgerton, Class of 1925, Inventor Inventor of strobe light for high-speed photography
- ◆ Barbara Hendricks, Class of 1969, Opera Singer, Internationally acclaimed lyric soprano
- ◆ Leta Stetter Hollingworth, Class of 1906, Educ. Psych. Founder of first school for gifted children
- ◆ Gen. John J. Pershing, Class of 1893, Military Strategist American Expeditionary Forces Commander in WWI



**Prominent Persons With Nebraska Ties**

- ◆ Grover Cleveland Alexander (1887-1950) Major League Baseball Hall of Fame Pitcher
- ◆ Richie Ashburn (1927-1997) Major League Baseball Hall of Fame Outfielder
- ◆ Marlon Brando (1924- ), Academy Award-Winning Actor
- ◆ Henry Fonda (1905-1982) Academy Award- and Tony Award-Winning Actor
- ◆ Gerald R. Ford, Jr. (1913- ), U.S. President & Vice President
- ◆ Bob Gibson (1935- ) Major League Baseball Hall of Fame Pitcher
- ◆ Clifford Hardin (1915- ), U.S. Secretary of Agriculture
- ◆ Peter Kiewit (1900-1979) Construction Magnate & Philanthropist
- ◆ Nick Nolte (1941- ), Academy Award-Nominated Actor
- ◆ Gale Sayers (1943- ), NFL Hall of Fame Member
- ◆ Darryl F. Zanuck (1902-1979), Film Producer Co-Founder of 20th Century Fox Movie Studio




**J.D. Edwards Honors Program**

The Esther L. Kauffman Academic Residential Center (left) will provide a high-tech living and learning environment as home to the J. D. Edwards Honors Program in Computer Science and Management. The program prepares graduates to use computing foundations, information technology and business principles to meet the challenges of industry in the 21st century.



# The City Of Lincoln

Nebraska's All-America City



## The Star City

Lincoln is one of the nation's fastest growing non-Sun Belt cities and is located near several metropolitan areas. Lincoln, home of Nebraska's state capitol, is a progressive city that offers a wide variety of activities.

## Quality Of Life

Featuring the advantages of an urban setting, the Star City is only minutes away from the scenic beauty and wide-open spaces of America's Heartland. Living in Lincoln enables one to enjoy the benefits of life in a city, while residing in a community that consistently lists one of the lowest crime rates in the nation among cities its size.



## Recreation

Nebraska's capital area has more than 7,000 acres within 95 parks, including 10 lakes, 11 municipal swimming pools, more than 64 miles of paved bike paths and trails and 10 public golf courses. Opportunities are always available to enjoy the outdoors with 15,000 acres of surrounding recreation areas.

## Lincoln Facts

- ◆ Lincoln Public Schools ranked in the top 10 percent nationally for quality of public education out of 16,000 school districts across the United States.
- ◆ The average movie ticket in Lincoln is \$6.00 while a matinee is only \$3.75. There are 22 movie screens located within walking distance from campus, nine of these featuring \$1.75 movies every day.
- ◆ The average price of a hotel room in Lincoln is \$45 with an offering of 3,508 rooms at more than 43 hotels.
- ◆ Rent for a two-bedroom apartment in the capital city averages \$475 per month.
- ◆ The price for a round of golf at a public course is less than \$19.
- ◆ The average unemployment rate in Lincoln was less than 3 percent for the last decade.
- ◆ Lincoln's population of 213,000 makes it the second-largest city in the Big 12 Conference.
- ◆ The average daily temperature in Lincoln is 65 degrees.



### Nebraska Facts


- ◆ Nebraska originated from the Otoe Indian word "Nebrathka" meaning flat water, which is what the Otoes called the Platte River.
- ◆ Nebraska was the home or birthplace of Williams Jennings Bryan, Red Cloud, Crazy Horse, Warren Buffett, Malcolm X, Henry Fonda, Willa Cather, Mari Sandoz, John J. Pershing, Johnny Carson, Dick Cavett, Darryl F. Zanuck, Marlon Brando, Fred Astaire, Gerald Ford, Roger Welsch, Lloyd Talbot and Robert Taylor.
- ◆ There are 178 golf courses throughout the state of Nebraska, including 15 in the Lincoln area.
- ◆ Players on the 1999 Husker squad hail from 10 different states and two countries.

### The Great Outdoors

Relax, play or fish in the 23,000 miles of rivers and streams or the 250 public lakes and reservoirs that make up the state of Nebraska. The jewel of Nebraska's reservoirs is Lake McConaughy, which features 100 miles of Caribbean-like white beaches.


# The State Of Nebraska

The Good Life



### Omaha

Nebraska's largest city, with a population of 670,300, Omaha is less than an hour's drive from Lincoln (56 miles) and features some of the best entertainment in the Midwest. Omaha is home to the Kansas City Royals' Class AAA farm team, the USHL's Lancers and the annual College World Series. Omaha is also home to the world famous Henry Doorly Zoo, which features the world's largest indoor rainforest.



### The Old West

Chimney Rock once served as a landmark to pioneers heading west along the Oregon Trail. Western Nebraska is home to many points of interest along the Oregon, Mormon and California trails.




# Community Outreach

Giving Back & Building Character



## "Read To Win" Program


Husker basketball players and coaches visited more than 30 local elementary schools in the fall of 1998 with the inaugural "Read To Win" campaign. The program encouraged kids to read and rewarded top readers with tickets and prizes. The Nebraska basketball team participated in the "Read To Win" program again this fall.



## School Is Cool Jam

Nebraska athletes, coaches and staff hosted the eighth-annual School Is Cool Jam in 1999, attracting more than 14,000 children to the Devaney Sports Center. Both the NCAA and the National Consortium for Academics and Sports have endorsed the nationally acclaimed School Is Cool Jam. The Dedicated to Excellence Tour traveled throughout the state in 1998-99.





**THE  
PLAYERS**



# 1999-2000 Nebraska Basketball Rosters

## Husker Alphabetical Roster

<u>No.</u>	<u>Name</u>	<u>Pos.</u>	<u>Ht.</u>	<u>Wt.</u>	<u>Yr.</u>	<u>Hometown (High School)</u>
30	Cookie Belcher***	G	6-4	205	Sr.	Mexico, Mo.
1	Kenny Booker	F	6-8	200	Fr.	Clarksdale, Miss. (Mt. Zion Academy)
15	Steffon Bradford	F	6-6	240	Jr.	Clewiston, Fla. (Compton CC)
23	Ross Buckendahl*	F	6-5	210	Jr.	Battle Creek, Neb. (Northeast CC)
41	Ben Chesnut	F	6-6	210	Fr.	Omaha, Neb. (Millard North)
3	Cary Cochran*	G	6-1	185	So.	Minden, Iowa (Neola-Tri Center)
20	Brian Conklin	F/C	6-11	205	Fr.	Hubbard, Ohio
31	Kimani Ffriend	C	6-11	220	Jr.	Kingston, Jamaica (Gulf Coast CC)
11	Rodney Fields	G	6-2	210	Jr.	Tampa, Fla. (Tampa Bay Tech/Tyler, Texas JC)
5	Larry Florence***	F	6-5	220	Sr.	Phenix City, Ala. (Central)
51	Louis Truscott*	F	6-7	205	So.	Houston, Texas (Milby)
0	Danny Walker	G	6-1	190	Jr.	Los Angeles, Calif. (Compton CC)
34	Craig Wortmann*	G	6-4	195	Jr.	Hartington, Neb. (Hartington CC/Northeast CC)

## Husker Numerical Roster

<u>No.</u>	<u>Name</u>	<u>Pos.</u>	<u>Ht.</u>	<u>Wt.</u>	<u>Yr.</u>	<u>Hometown (High School)</u>
0	Danny Walker	G	6-1	190	Jr.	Los Angeles, Calif. (Compton CC)
1	Kenny Booker	F	6-8	200	Fr.	Clarksdale, Miss. (Mt. Zion Academy)
3	Cary Cochran*	G	6-1	185	So.	Minden, Iowa (Neola-Tri Center)
5	Larry Florence***	F	6-5	220	Sr.	Phenix City, Ala. (Central)
11	Rodney Fields	G	6-2	210	Jr.	Tampa, Fla. (Tampa Bay Tech/Tyler, Texas JC)
15	Steffon Bradford	F	6-6	240	Jr.	Clewiston, Fla. (Compton CC)
20	Brian Conklin	F/C	6-11	205	Fr.	Hubbard, Ohio
23	Ross Buckendahl*	F	6-5	210	Jr.	Battle Creek, Neb. (Northeast CC)
30	Cookie Belcher***	G	6-4	205	Sr.	Mexico, Mo.
31	Kimani Ffriend	C	6-11	220	Jr.	Kingston, Jamaica (Gulf Coast CC)
34	Craig Wortmann*	G	6-4	195	Jr.	Hartington, Neb. (Hartington CC/Northeast CC)
41	Ben Chesnut	F	6-6	210	Fr.	Omaha, Neb. (Millard North)
51	Louis Truscott*	F	6-7	205	So.	Houston, Texas (Milby)

**Head Coach:** Danny Nee (St. Mary of the Plains, 1971)

**Assistant Coaches:** Larry Gay (Florida State, 1973), Cleo Hill (North Carolina Central, 1988), Randy Roth (Ohio, 1983)

**Director of Basketball Operations:** Nick Joos (Iowa State, 1987)

**Basketball Trainer:** Mike Gooding (Illinois, 1993)

# 1999-2000 Nebraska Basketball Experience Returning/Lost

## Returnees—Seven (Six Lettermen, Two Starters in Bold)

Name	Exp.	1998-99 Statistics					
		G-GS	MP-Avg.	FG%	FT%	Reb.-Avg.	TP-Avg.
Cookie Belcher, 6-4, Sr., G	3VL	32-32	1,007-31.4	.431	.627	107-3.3	377-11.8
Ross Buckendahl, 6-5, Jr., F	1VL	5-0	10-2.0	.667	--	4-0.8	6-1.2
Cary Cochran, 6-1, So., G	1VL	32-0	436-13.6	.400	.935	45-1.4	172-5.4
Rodney Fields, 6-2, Jr., G	RS	Did Not Play in 1998-99					
Larry Florence, 6-5, Sr., F	3VL	33-27	869-26.3	.508	.737	135-4.1	340-10.3
Louis Truscott, 6-7, So., F	1 VL	32-0	397-12.4	.386	.678	89-2.8	105-3.3
Craig Wortmann, 6-4, Jr., G	1VL	3-0	5-1.7	.500	---	2-0.7	1-0.3
<b>Totals</b>	<b>10 VL</b>	<b>137-59</b>	<b>2,724</b>	<b>.446</b>	<b>.708</b>	<b>381-11.5</b>	<b>1,001-7.3</b>
(% of 1998-99 team totals)						<b>(34.9)</b>	<b>(45.9)</b>

Note: Nebraska returns a total of 172 career starts for the 1999-2000 season, 97 by senior guard Cookie Belcher and 75 by senior forward Larry Florence.

## Lettermen Lost—Six (Three Starters in Bold)

Name	Exp.	1998-99 Statistics					
		G-GS	MP-Avg.	FG%	FT%	Reb.-Avg.	TP-Avg.
Venson Hamilton, 6-10, C	4VL	33-32	1,074-32.5	.500	.657	335-10.2	518-15.7
Joe Holmes, 5-11, G	1VL	29-24	441-15.2	.333	.625	30-1.0	51-1.8
Chad Johnson, 6-6, F	2VL	33-15	779-23.6	.427	.569	98-3.0	223-6.8
Andy Markowski, 6-8, F	4VL	33-33	875-26.5	.500	.493	184-5.6	211-6.4
Troy Piatkowski, 6-5, G/F	3VL	33-1	618-18.7	.396	.692	54-1.6	156-4.7
Todd Smith, 6-4, G	1VL	8-0	37-4.6	.000	.500	2-0.3	1-0.1
<b>Totals</b>	<b>15 VL</b>	<b>169-105</b>	<b>3,824</b>	<b>.457</b>	<b>.609</b>	<b>703-21.3</b>	<b>1,160-35.2</b>
(% of 1998-99 team totals)						<b>(64.4)</b>	<b>(53.3)</b>

## Newcomers—Six

Name	Exp.	1998-99 School	Pts.	Rebs.
Kenny Booker, 6-8, 200, Fr., F	HS	Mount Zion (N.C.) Academy	15.1	8.2
Steffon Bradford, 6-6, 240, Jr., F	JC	Compton (Calif.) CC	18.9	7.9
Ben Chesnut, 6-6, 210, Fr., F*	HS	Millard North High, Omaha, Neb.	19.8	9.9
Brian Conklin, 6-11, 205, Fr., F/C	HS	Hubbard (Ohio) High School	18.1	12.5
Kimani Ffriend, 6-11, 220, Jr., C	JC	Gulf Coast (Fla.) CC	18.2	9.5
Danny Walker, 6-1, 190, Jr., G	JC	Compton (Calif.) CC	15.1	5.0 assists

\*-Walk-on

# 1999-2000 Nebraska Radio and Television Roster



## Pronunciation Guide

Cary Cochran ..... co-horn  
 Kimani Ffriend ..... ki-mon-ee  
 ..... friend

**Danny Nee**  
 Head Coach  
 14th Year



Career Record \_\_\_\_\_  
 NU Record \_\_\_\_\_  
 \_\_\_\_\_  
 \_\_\_\_\_

**0**

**Danny Walker**  
 6-1, 190, Jr., G  
 Los Angeles, Calif.



PPG \_\_\_\_\_  
 RPG \_\_\_\_\_  
 \_\_\_\_\_  
 \_\_\_\_\_

**3**

**Cary Cochran**  
 6-1, 185, So., G  
 Minden, Iowa



PPG \_\_\_\_\_  
 RPG \_\_\_\_\_  
 \_\_\_\_\_  
 \_\_\_\_\_

**5**

**Larry Florence**  
 6-5, 220, Sr., F  
 Phenix City, Ala.



PPG \_\_\_\_\_  
 RPG \_\_\_\_\_  
 \_\_\_\_\_  
 \_\_\_\_\_

**11**

**Rodney Fields**  
 6-2, 210, Jr., G  
 Tampa, Fla.



PPG \_\_\_\_\_  
 RPG \_\_\_\_\_  
 \_\_\_\_\_  
 \_\_\_\_\_

**15**

**Steffon Bradford**  
 6-6, 240, Jr., F  
 Clewiston, Fla.



PPG \_\_\_\_\_  
 RPG \_\_\_\_\_  
 \_\_\_\_\_  
 \_\_\_\_\_

**20**

**Brian Conklin**  
 6-11, 205, Fr., F/C  
 Hubbard, Ohio



PPG \_\_\_\_\_  
 RPG \_\_\_\_\_  
 \_\_\_\_\_  
 \_\_\_\_\_

**21**

**Kenny Booker**  
 6-8, 200, Fr., F  
 Clarksdale, Miss.



PPG \_\_\_\_\_  
 RPG \_\_\_\_\_  
 \_\_\_\_\_  
 \_\_\_\_\_

**23**

**Ross Buckendahl**  
 6-5, 210, Jr., F  
 Battle Creek, Neb.



PPG \_\_\_\_\_  
 RPG \_\_\_\_\_  
 \_\_\_\_\_  
 \_\_\_\_\_

**30**

**Cookie Belcher**  
 6-4, 205, Sr., G  
 Mexico, Mo.



PPG \_\_\_\_\_  
 RPG \_\_\_\_\_  
 \_\_\_\_\_  
 \_\_\_\_\_

**31**

**Kimani Ffriend**  
 6-11, 220, Jr., C  
 Kingston, Jamaica



PPG \_\_\_\_\_  
 RPG \_\_\_\_\_  
 \_\_\_\_\_  
 \_\_\_\_\_

**34**

**Craig Wortmann**  
 6-4, 195, Jr., G  
 Hartington, Neb.



PPG \_\_\_\_\_  
 RPG \_\_\_\_\_  
 \_\_\_\_\_  
 \_\_\_\_\_

**41**

**Ben Chesnut**  
 6-6, 210, Fr., F  
 Omaha, Neb.



PPG \_\_\_\_\_  
 RPG \_\_\_\_\_  
 \_\_\_\_\_  
 \_\_\_\_\_

**51**

**Louis Truscott**  
 6-7, 205, So., F  
 Houston, Texas



PPG \_\_\_\_\_  
 RPG \_\_\_\_\_  
 \_\_\_\_\_  
 \_\_\_\_\_



# Seasoned Veterans, Fresh Faces Mix for 1999-2000 Huskers

The 1999-2000 Nebraska basketball season promises to be full of change. A new century. Lots of new faces. A new look on the court. A refurbished arena equipped for the year 2000 and beyond. Then there is one old constant. Nebraska's continuing motivation to reach the NCAA Tournament...and win.

That constant goal was on the minds of the Nebraska coaching staff and players when they opened practiced on Oct. 16. And it is a goal that will drive a talented group of Huskers through a long, difficult season in the rugged Big 12 Conference.

Nebraska will attempt to reach the goal with an interesting blend of veteran returnees and highly-regarded newcomers. Coach Danny Nee's 14th team returns just four regulars from last year's team. Two of them, however, are three-year starters who have been a part of 58 Nebraska wins in the last three seasons. Two others gained valuable experience as freshmen on last year's 20-win Husker team. Those four players will be asked to blend with a group of talented newcomers. As a group, this Husker team will be asked to move Nebraska basketball into the future.

## The Losses

Before looking entirely to the future, one last look at the past is needed. Last season the Huskers posted a 20-13 record, won 10 Big 12 games for the second straight season, and reached postseason play for the ninth straight year with an NIT berth.

Gone from last year's team are three seniors who provided the Huskers with leadership on and off the court. Center Venson Hamilton produced one of the finest seasons in school history in 1998-99. The Forest City, N.C., native averaged 15.7 points and 10.2 rebounds per game and posted 18 double-doubles on the season. In the process, Hamilton became Nebraska's all-time leader in rebounding, blocked shots and games played and cracked the top 10 in career scoring.

Hamilton's play was at a peak in conference action, when he averaged a Big 12-best 18.1 points per game and was the key fixture in Nebraska's string of nine wins in a 10-game stretch. For his efforts, Hamilton was honored as the Big 12 Player of the Year, by both the league's media and coaches. He was the first Husker so honored in 18 seasons. His performance and the difficulty of replacing his talent is not lost on Nee.

"At times last season, Venson Hamilton simply put Nebraska on his back," Nee said. "He had shown flashes of brilliance throughout his career, but halfway through last year everything clicked. He matured on and off the court and just had a monster conference season. Obviously, we have big shoes to fill there."

Also gone from the frontline is four-year letterman Andy Markowski, who held down the starting power forward spot for each of the past two seasons. The epitome of a blue-collar player, Markowski averaged 6.4 points and 5.6 rebounds per game as a



*The health of senior guard three-year starter Cookie Belcher will go a long way toward determining Nebraska's fate in 1999-2000.*

player, seeing time at four positions in his two-year Husker career. Johnson averaged 6.8 points and 3.0 rebounds in 23.6 minutes per game last season and started 15 times. Johnson has moved on to Pittsburgh. Point guard Joe Holmes started 24 games last season and averaged 1.8 points and had 41 assists on the year. Holmes left Nebraska and will play Division II basketball this year. The final transfer is Todd Smith who played in eight games a year ago and will play junior college ball this winter.

## The Returnees

The Huskers' number of returnees is rather low. However, despite having just four scholarship players and six lettermen back from last season, the Huskers are still relatively experienced. In shooting guard Cookie Belcher and small forward Larry Florence, Nebraska boasts one of its most experienced senior tandems in school history. Belcher and Florence have both been in the NU starting five for each of the last three seasons. This year they will give Nebraska a pair of four-year starters for the first time in at least 30 years. That is, of course, if both players are healthy for the upcoming season.

The 6-4 Belcher is a bit of a question mark heading into the 1999-2000 campaign. Last season, Belcher aggravated an old injury to his right wrist and underwent offseason surgery to repair the problem. Belcher's recovery remains on schedule, but it is unclear if he will be able to play this season. If Belcher's wrist is not properly healed by the start of the season, he has the option to redshirt and return for his senior season in 2000-2001.

Nee is hopeful about Belcher's chances of being in the Husker lineup when the regular season tips off against Eastern Illinois on Nov. 23.

"There is certainly a question there," Nee said. "The recovery process has been right about on time and that cuts it pretty close, but we are still cautiously optimistic."

*Cookie Belcher and Larry Florence are the first teammates in Husker history to start at least 50 percent of the games in their first three seasons of action. Belcher has 97 career starts while Florence has been in the starting five 75 times in the last three seasons.*

senior. The Nebraska native was also a two-year Husker captain and Nebraska's emotional leader. Markowski and Hamilton were part of four Husker postseason teams, including the 1998 NCAA Tournament team. The twosome was part of 79 Nebraska victories in four seasons and played on three 20-win squads.

The third senior to exhaust his eligibility in 1998-99 was swingman Troy Piatkowski. The left-hander was a streaky 3-point shooter throughout his three-year Nebraska career and averaged 4.7 points and hit 24, 3-pointers a year ago. He finished his Husker career 10th on the Nebraska list for career 3-pointers.

Three other players transferred from the Nebraska program in the offseason. Chad Johnson was Nebraska's most versatile

A healthy Belcher would go a long way toward Nebraska making a strong run at the NCAA Tournament. Belcher was a third-team All-Big 12 selection last season and for the second straight year was named to the league's all-defensive team. Several publications have included the athletic senior on their preseason All-Big 12 teams. Lindy's Magazine listed Belcher as one of the nation's top 20 shooting guards and selected him as the top defender in the Big 12 Conference.

### NU's Winningest Seasons

	Season	Postseason	Record
1.	1990-91	NCAA	26-8
2.	1919-20		22-2
	1977-78	NIT	22-10
	1982-83	NIT	22-10
5.	1986-87	NIT	21-12
	1995-96	NIT Champs	21-14
7.	1965-66	NIT	20-5
8.	1992-93	NCAA	20-11
	1993-94	NCAA	20-10
	1997-98	NCAA	20-12
	1998-99	NIT	20-13

Note: Bold indicates Nee-coached team.

Last season, Belcher assaulted the Nebraska steals record book. Entering his senior season, Belcher already owns Husker single game, season and career steals records and has an outside chance of threatening the all-time NCAA steals record. Nee said Belcher sets the table for Nebraska on the defensive end of the floor.

"Cookie Belcher is one of the premier defensive players in the country. He has to be one of the top three defensive guards around. He is just a great defensive player. It's contagious. When you have a great defensive player like Cookie who can steal the ball and make plays, it makes the other guys around him better players."

Defense has attracted the most attention to Belcher in the first three seasons of his career. However, he is no slouch on the offensive end. He has upped his scoring average each of the last three seasons and is NU's top returning scorer, after averaging 11.8 points per game a year ago. He also led the Huskers in assists with 138 and has been an ironman starting 97 of a possible 98 games the past three years. All those qualities add up to a player that Nee does not want to begin the next century without.

"He's a mixture of a lot of the great players we've had here. He's got a little bit of Erick Strickland, a little of Eric Piatkowski, a little of Tyrone Lue. He is a little bit of a lot of great players and that is what makes him unique. He is also a good leader, he is extremely well-respected by his teammates and our fans identify with him. He is a special player and I think he will come back and have a strong senior season, and if he does that, we will have another player in the NBA."

Larry Florence is the Huskers' other senior who is entering his fourth season in the starting lineup. Florence has started 75 games in his three-year Nebraska career and has made steady progress. The 6-5 Florence played the best basketball of his career after January 1 last year. He posted 12 of his 16 double-digit scoring efforts after the start of Big 12 Conference action and finished the season as the Huskers' third-leading scorer, averaging 10.3 points per game, including 10.8 per game in league action. He enters the 1999-2000 season, just 166 points short of becoming the Huskers' 22nd player with 1,000 career points.

Nowhere was Florence's improvement more obvious than in his shooting statistics. He hit a team-best 51 percent from the floor and knocked down nearly 74 percent of his free throw attempts, 15 percent better than the previous season. Florence's increased impact was not lost on Nee, who expects big things from the fifth-year senior in 1999-2000.

"Larry Florence is a three-year starter. He has seen it all. He has done it all. He has been on some very good teams and played with some great players. He had a tremendous summer and I expect another improvement from Larry. I expect him to step up and be a prime-time player in every aspect this year."

Like Belcher, Florence is respected by his teammates as a leader and is NU's unofficial leader in the weight room during the offseason. His work ethic has earned him the men's basketball lifter of the year award each of the past two years and in 1999, he was honored as the Husker Power Male Lifter of the Year for all sports. Next on Florence's list is becoming an on-court leader for the Huskers.

The Huskers also return two players who were thrown into the fire as freshmen last season, in sharpshooting guard Cary Cochran

and athletic forward Louis Truscott. Both players played in 32 games last season and showed flashes of being very steady Big 12 players.

Cochran was Nebraska's top 3-point threat a year ago, knocking down 39 of 98 from long range. He finished the season averaging 5.4 points per game, 6.7 in Big 12 action and made a big statement in NU's season finale at TCU. In that contest, Cochran knocked down seven of nine 3-pointers, tying Chris Creswell's Nebraska record for 3-pointers in a game. He also scored a season-high 23 points and added four assists.

This season Cochran could challenge for the starting position at either guard spot and will play a key role in the Husker offense. Nee expects Cochran to become a more consistent perimeter shooter and also improve his all-around skills as a sophomore.

Truscott also came on late in the year, leaving Nee hopeful about the future for the 6-7 Houston native. Truscott finished the season with averages of 3.3 points and 2.8 rebounds per game. However, in the season's final four games, Truscott stepped up averaging 7.8 points and 4.3 rebounds per contest in that stretch. He also improved his shooting touch, hitting 8-14 field goals, after struggling from the floor for much of the season. Truscott has an excellent perimeter shooting touch for a big man and Nee hopes Truscott will showcase that ability more in 1999-2000.

"Cary and Louis are both going to be better players this season. They both got good experience last year, but we need them to step up as sophomores. Cary has the ability to change a game with his 3-point shooting. He had a good offseason and we are expecting big things out of him. Louis has improved a lot and we are expecting a breakout season from him."

Two other lettermen return to the 1999-2000 Huskers. Swingman Ross Buckendahl and guard Craig Wortmann both walked on a year ago and return for a second season. Buckendahl, a Battle Creek, Neb., native played in five games and scored six points and has been awarded a scholarship for the upcoming season. Wortmann is a native of Hartington, Neb., and saw action in three contests last year.

Nebraska returns one additional player from its 1998-99 team in junior guard Rodney Fields, who sat out last season as a redshirt while recovering from leg surgery. Fields is 100 percent heading into the season and gives Nebraska another versatile player who can be used at multiple positions. With a healthy Cookie Belcher, Fields would likely back up Belcher and could see time at small forward and possibly at the point. If Belcher is unable to play, Fields will become the likely starter at the two spot.



Fifth-year senior Larry Florence

## The Newcomers

Nebraska's seven returnees will be joined by five scholarship newcomers this season. The class was widely-recognized as a top 25 recruiting class and includes three junior college standouts and two high school stars.

Two of the junior college players come to Nebraska from Compton Community College in California. Power forward Steffon Bradford was the most highly-touted member of the 1999 class. Bradford averaged nearly 19 points and eight rebounds per game and earned junior college All-America honors last season. At 6-6, 240 pounds Bradford is a physical power forward and a strong



low post scorer. Entering fall camp, he is the favorite to take over for Markowski at power forward.

Bradford's Compton teammate, Danny Walker figures to take over at the point for Nebraska. Walker gained Division I experience at USC and New Mexico State, before transferring to Compton, where he averaged 15 points per game and connected on 41 percent of his 3-point attempts.

The most unenviable task of the Nebraska newcomers belongs to 6-11 Jamaica native Kimani Ffriend, who will be asked to step into the starting center spot. That position was held by Hamilton last season, the 1999 Big 12 Player of the Year. Ffriend is a relative newcomer to the game, but has been a quick study. In only his second season of organized basketball, Ffriend averaged 18.2 points, 9.5 rebounds and 5.4 blocked shots per game at Gulf Coast Community College in Florida.

Two versatile high school players join the three JUCO standouts in the 1999 recruiting class. Kenny Booker is a product of Mt. Zion Academy, a high school powerhouse in Durham, N.C., the heart of basketball country. Booker averaged better than 15 points and eight rebounds per game as a senior for the nation's 13th-ranked prep team. Nee said Booker has good inside and outside skills and could be used at several positions.

According to Nee, the sleeper in the recruiting class, is 6-11 Ohio native Brian Conklin, who played all five positions at Hubbard High School. Despite his height, Conklin has outstanding ball-handling skills and is a perimeter shooting threat. Nee said he could play all three frontline positions at Nebraska. At just 205 pounds, Conklin needs to add muscle to his frame and Nee hopes to redshirt Conklin in 1999-2000.

Nebraska's roster also includes freshman forward Ben Chesnut, a walk-on from Omaha. Chesnut earned honorable-mention all-state honors at Millard North High School.

## Overall Outlook

The casual observer may look at Nebraska's roster and discount the Huskers because of a lack of returnees. However, Nee believes his 14th team has the ability to compete at a high level.

"We have a solid nucleus coming back to build around and then we added a very good recruiting class. Cookie Belcher and Larry Florence have a lot of experience. They can anchor down a team. We addressed definite needs in recruiting and I certainly like the way things look on paper."

Nee said his biggest concern is bringing the new faces together with the old and forming a cohesive unit. He said his staff will stress a team mentality early in the season.

"Anytime you have new guys there is always a little bit of a concern about how they grasp the system and how they come together. The most important thing that we have to develop is a team-first attitude. If we can take all these different personalities and bring them together and create a oneness, then we are going to be successful."

### Nebraska's 20-Win Seasons

Coach	20-Win Seasons
Danny Nee	7
Joe Cipriano	2
Moe Iba	1
P.J. Schlissler	1

Nee bases his confidence on several areas he identifies as strengths of his team. Belcher and Florence have given the Huskers outstanding perimeter defense for three seasons and Nee believes the rest of this year's team will fall in line. He also feels that the frontline additions have the potential of making Nebraska a dominant rebounding team.

"One of our strengths is on the defensive end. We are going to try to use the athleticism of this team to be a very aggressive, quality defensive basketball team. I think we have the potential to be a great rebounding team. I think we have a lot of quick jumpers that can just flat-out rebound, offensively and defensively. If you have a sound defensive team and a good rebounding team, you give yourself a good chance to be successful."

On the offensive end, Nee said he will slightly alter the Huskers' recent attack. With Tyronn Lue, a play-making point guard and a dominant center in Venson Hamilton, Nebraska had used more of a

half-court offensive attack the past three seasons. However, with the collection of athletes on this year's team, Nee said he will return to an offense reminiscent of the early 1990s when the Huskers averaged 80 points or more for five straight seasons and played in four NCAA Tournaments.

"The key is to find a system to get your athletes shots. That is why we are looking at playing a more up-tempo game where we can play aggressive and get good shots. A lot of the teams in our league are half-court teams, but we are going to try to bring a uniqueness and a freshness to our team. We want to use the 3-point shot more and open it up a little on offense."

Nee also likes the makeup of his team. He is excited about having several players who can play two or more positions and believes Nebraska will cause the opposition problems because of the different looks it can present.

"We have great versatility. When you look at the guys we have that can play multiple positions, we are essentially three deep at every position."

## The Schedule

Nebraska opens its season with a home contest against Eastern Illinois on Nov. 23. The Huskers then travel to St. Charles, Mo., for three games in the "Hoop & Quill" Classic, which includes seven 1999 postseason teams. The remainder of the non-conference home slate features a Dec. 11 game against Pittsburgh and a New Year's Eve date with Minnesota to usher in the next millennium. The intra-state rivalry with Creighton shifts to Omaha on Dec. 9 and the Huskers will take on perennial national power Arizona in the Las Vegas Showdown on Dec. 18.


The Big 12 Conference again figures to be one of the nation's toughest leagues. In the North Division, Nee expects Kansas to return to form, as the Jayhawks are the conference favorite and a potential Final Four contender. Nee, the senior coach in the conference, does not see a weak link in the North and expects a balanced division. In the South, Nee sees 1999 NCAA teams Oklahoma, Oklahoma State and Texas as the frontrunners.

Nee expects Nebraska's homecourt advantage to increase in 1999-2000. In the offseason, \$7.9 million of improvements have been made in the Devaney Center, including new sound and lighting systems and the installation of two giant, HuskerVision replay boards.

"It should be a great atmosphere at the Devaney Center this year. It has always been a good place for basketball, but we think it will be even more enjoyable this season and hopefully, a little tougher place for our opponents to play."

Although Nebraska basketball continues to build and improve for the next century, Nee knows the future is here.

"Our goal and vision is to try to win a Big 12 Championship and win in the NCAA Tournament. Before we have stated a goal of getting to the NCAA Tournament. Our goal isn't to get there. It is to get in and advance. We can't be satisfied with what we do this season. We have to put ourselves in a position, where in March, we know we are in the NCAA Tournament and we can be a factor."



Sophomore guard Cary Cochran



# 1999-2000 Husker Notes

## Nine and Counting

Last season, Nebraska extended its continuing school record of postseason appearances to nine seasons, with an invitation to the NIT. Nebraska's NIT berth was its fourth in the last five seasons and a Big 12-leading 12th in school history. Nebraska's 1998 NCAA appearance was the school's first since 1994, its fifth NCAA berth in the 1990s, and the sixth overall in school history. Nebraska made three straight NIT appearances from 1995-97, while the first four postseason trips in the current streak were to the NCAA Tournament from 1991 to 1994.

## Postseason Streak

Nebraska is one of only 15 Division I schools to receive a postseason bid in each of the last nine seasons. Active Division I postseason tournament streaks entering the 1999-2000 season.

1. North Carolina	33
2. Georgetown	25
3. Indiana	22
4. Oklahoma	18
5. Temple	16
6. Arizona	15
7. Arkansas	13
8. Connecticut	12
9. UCLA	11
Michigan State	11
11. Kansas	10
Cincinnati	10
Purdue	10
14. Nebraska	9
Wake Forest	9

Only 13 of the nation's 300-plus Division I schools have a longer postseason streak than Nebraska, including Oklahoma and Kansas in the Big 12 Conference, both NCAA Tournament qualifiers in 1999. The 1999 NIT berth was Nebraska's 11th postseason appearance under Danny Nee in 13 years (five NCAA, six NIT).

The 1999 NIT was Nebraska's 18th overall postseason trip, its ninth straight and its 15th in the last 17 years. In addition to its NCAA appearances under Nee, Nebraska also qualified for the NCAA Tournament in 1986 under Coach

Moe Iba. The Huskers have been successful in the NIT. They have advanced to the NIT semifinals three times, 1983, 1987 and 1996, and won the NIT title three seasons ago. The Huskers own a 20-11 overall record in the NIT, including a 14-5 mark under Nee, and are 0-6 in the NCAA Tournament, 0-5 under Nee. Overall, the Huskers are 20-17 in postseason play, excluding a loss in the 1949 NCAA playoff game between the Big Seven and Missouri Valley Conferences.

## Nee Shoots for Husker Victory Record

Husker Coach **Danny Nee** (Saint Mary of the Plains, 1971) is entering his 14th season on the Husker bench in 1999-2000. Nee owns a 350-238 (.595) record in 19 seasons as a collegiate head coach, and is 243-171 (.587) in 13 seasons at Nebraska. Nee has taken 11 of his 13 Nebraska teams to postseason play, including each of the last nine, a continuing school record.

This season, Nee is in position to take over the top spot in all-time victories among Husker coaches. Longtime NU mentor Joe Cipriano (1964-80) is currently No. 1 on the list with 253 wins in his 17-year NU career. Nee will tie Cipriano with his 10th win in this his, 14th year.

Nee has also been on the Husker sideline for seven of Nebraska's 11 all-time 20 win seasons, including each of the last two campaigns. He is also the only coach in school history to guide a Husker team to a conference postseason tournament title (1994 Big Eight Tournament) and to a national tournament title (1996 NIT).

With the retirement of Missouri's Norm Stewart in the offseason, Nee has taken over the title of senior Big 12 Coach. His 14 seasons are two more than Roy Williams' 12 years at Kansas, four more than Eddie Sutton's 10 at Oklahoma State and five more than James Dickey's nine at Texas Tech. No other league coach has been in his current job more than six seasons. Nee came to Nebraska after posting a six-year mark of 107-67 (.615) at Ohio University. After watching his first four Husker teams post a 61-64 (.488) record, Nee has led the Huskers to a 182-107 (.630) mark over the last nine campaigns, an average of 20.2 wins per season.

Nee, a Brooklyn, N.Y., native who received his master's degree in health, physical education and recreation from Kansas State in 1972, is 14-10 in the postseason at NU, 14-5 in the NIT and 0-5 in the NCAA.

## For Starters

While there are very few familiar faces on the Husker roster for the 1999-2000 season, two players bring abundant experience into the season. Seniors Cookie Belcher and Larry Florence are both three-year starters. Belcher has started 97 games in his first three seasons, while Florence has started 75 contests in the past three years.

Husker annuals indicate that Belcher and Florence are the first teammates to have started at least half of the team's games in their first three seasons. NU media guides include games started since the early 1970s and no other pair can boast of that type of starting experience. 1996 seniors Terrance Badgett, Jaron Boone and Erick Strickland all started games in their first three seasons, but Boone and Strickland did not meet the 50 percent requirement.

Belcher and Florence have a combined 172 career starts and have played in a combined 190 games. In contrast, the remainder of the NU roster accounts for just 64 games played and no starts.

## Husker Staff Change

Nebraska will have a new face on the bench this year, with one veteran Division I assistant taking over for another. Jimmy Williams left the Nebraska program after seven seasons for an assistant coach position at Oklahoma State. In his place, Nee hired Larry Gay, who comes to Nebraska with 22 years of Division I experience under his belt.

Gay most recently served for seven years as an assistant to Denny Crum at Louisville. He coached with the Cardinals from the 1989-90 season through the 1995-96 campaign. Previously, Gay was an assistant for four seasons at Florida State (1974-78) and for 11 years at Georgia (1979-89). He has been in private business for the last three years.

Gay has been a part of 10 teams which reached the NCAA Tournament, including Georgia's 1983 Final Four squad and three Sweet 16 teams at Louisville.

## Knocking off the Big Boys

Preseason polls are just starting to trickle in, but with perennial powers the likes of Arizona and Kansas on Nebraska's schedule, the Huskers are sure to have several matchups with nationally ranked foes. The Huskers should be full of confidence against ranked teams this winter, after their performance against top 25 opponents a year ago. Nebraska posted a 4-1 record against nationally-ranked teams, including two road victories.

Nebraska defeated 24th-ranked Kansas, 64-59, in Lawrence on Feb. 10, for its fourth straight victory against a ranked opponent. Nebraska won at No. 25 Oklahoma (Coaches) on Jan. 20, defeated No. 20/22 Kansas (AP/Coaches) on Jan. 27 and knocked off No. 24 Missouri on Feb. 6 at the Devaney Center. The four victories give Nebraska at least one win over a ranked opponent in eight of the last nine seasons.

NU's four consecutive wins against ranked foes were a first in the program's history. NU had previously defeated three straight ranked foes spanning two seasons in 1993-94 and 1994-95. The Huskers beat third-ranked Missouri and No. 23 Oklahoma State to win the Big Eight Tournament in 1994 and upended 15th-ranked Michigan State early in the 1994-95 season.

The win at Oklahoma ended a six-game losing skid against ranked opponents, including an 0-4 mark in the previous season. Before the OU victory, NU's most recent win over a ranked opponent was a 74-69 overtime win at No. 7 Iowa State late in the 1996-97 season. In the last nine seasons, Nebraska has recorded 23 victories over nationally

## Nee vs. Ranked Opponents

Year	Record
1986-87	1-2
1987-88	0-4
1988-89	1-6
1989-90	0-5
1990-91	4-2
1991-92	3-7
1992-93	2-4
1993-94	4-3
1994-95	3-6
1995-96	1-5
1996-97	2-7
1997-98	0-4
1998-99	4-1
<b>Totals</b>	<b>25-56</b>

ranked opponents and has defeated a ranked opponent on the road in six of the last nine years. Nee's Husker teams are 25-56 against ranked foes. Before the 1998-99 campaign, NU last defeated four ranked foes in 1993-94.

## Defense Dominates for Huskers

With a number of new faces to mesh together, Husker Coach Danny Nee is once again hopeful that a strong effort on the defensive end can pace his team through early season growing pains. Nebraska's fortunes last season often depended on its efforts on the defensive end, as the Huskers held 26 of their 33 opponents to less than 50 percent from the floor. NU was 19-7 when holding foes under 50 percent, but just 1-6 when the opposition hit at least half of its shots.

### Tough Husker "D"

Nebraska's top five season defensive efforts in the last 25 seasons.

Year	Opp. FG Pct.
1997-98	.400
1996-97	.410
1995-96	.414
1973-74	.414
1998-99	.416

The Huskers were 15-1 in 1998-99 when the opposition hit 41 percent or less. For the season, Nebraska held 17 teams to 60 points or fewer and seven opponents to 35 percent or less from the field. Nebraska's defense was especially tough at home. The Huskers allowed just 59.4

points a game at home and 11 of 16 opponents scored 60 points or less. Nebraska's opponents in Lincoln shot just 38.6 percent from the floor.

NU has been one of the league's most consistent defensive teams in the past two seasons. The Huskers have held 38 opponents to 66 points or less in the last two years and have a 33-5 record in those games. NU has held 23 of its last 49 foes to 41 percent or less from the field.

Nebraska's defensive averages in 1997-98 were its best under Nee, but NU challenged those marks again last season. In 1998-99, the opposition averaged just 64.3 points, the lowest since NU allowed 61.6 points per game in 1983-84. Nebraska has allowed just 19 of its last 108 opponents to hit 50 percent or better from the floor and only two teams in that stretch have connected on 60 percent.

## Nebraska...Men of Steal

Nebraska's defensive prowess didn't stop with field goal defense. Opponents often times struggled to take care of the basketball against Nebraska's athletic, trapping defense. The Huskers led the league in steals per game, averaging 10.9 per contest, 2.1 per game ahead of second-place Missouri. In conference games, Nebraska was first, averaging 10.4 thefts per game, 1.1 ahead of second-place Texas.

The Huskers featured two of the league's top six steals men in Cookie Belcher (3.2 spg, 1st) and Venson Hamilton (2.1 spg, 6th). In 1997-98, Nebraska set a school record with 319 steals, but surpassed that total with 359 in 33 games a year ago. NU's steals total also established a new Big 12 Conference record, breaking Kansas' record of 351, set in 36 games in 1996-97. The Huskers were at their defensive best against Texas Tech in the Big 12 Tournament, recording a school-record 23 steals in the game, including 15 in the first half. The 23 steals were also a new Big 12 tourney record.

Belcher is the man primarily responsible for the Huskers' staggering steals totals. He enters his senior campaign with 264 career steals, already seven thefts in front of the previous school career mark of 257, set by Erick Strickland. Last season, Belcher had a single-season record 102 steals, including a school-record tying eight steals at Texas Tech. The 6-4 Belcher, who has three of the top four season steals totals in Nebraska history, was named to the *College Hoops Insider's* National All-Defensive team and has been named to the Big 12's All-Defensive Team each of the past two years. His 264 career steals is third nationally among players returning for the 1999-2000 season, trailing only Temple's Pepe Sanchez (280) and Syracuse's Jason Hart (270). Belcher's 264 steals leave him 57 steals from the top 10 in NCAA history in career steals and 112 thefts from the all-time NCAA record. Former Kansas All-American Darnell Valentine holds the Big 12/Big Eight/SWC league record with 334 career steals, well within Belcher's sights in 1999-2000.

## Huskers Hope to Rekindle 3-Point Power

With the loss of center Venson Hamilton, the 1999 Big 12 Player of the Year, Nebraska will likely have to get more of its scoring from the perimeter in 1999-2000. Sophomore sharpshooter Cary Cochran, along with senior Cookie Belcher and newcomer Danny Walker, will be looked to for that scoring punch.

NU's perimeter shooting was certainly an area of concern a year ago. While Nebraska was outshot by just four of its final 18 opponents in 1998-99 and was first in the Big 12 in field goal shooting, the Huskers' glaring weakness was their 3-point attack. Nebraska finished last in the Big 12 in 3-pointers per game, hitting just 3.4 per contest. Nebraska ranked 11th in 3-point percentage, knocking down 31.0 percent from behind the arc.

In fact, Nebraska hit more 3-pointers than its opposition in just two of its last 17 games. Nebraska hit a season-high 10, 3-pointers against TCU in the NIT, three more than its previous season high. NU combined for 10 3-pointers in the last two regular-season games, after hitting just 10 from long range in the previous six games.

## Devaney Center Receives Facelift for 1999-2000 Season

Fans will notice a dramatic change in the Bob Devaney Sports Center when they attend a Husker game this winter. A \$7.9 million improvement project has recently begun, which includes two new big screen replay boards, roof repairs, major concourse improvements and the addition of new sound and lighting systems.

The concourse improvements will include a number of exhibits, photos and banners honoring past Husker greats in all sports. Banners honoring team and individual athletic and academic achievements will be added throughout the building. The two giant Mitsubishi HuskerVision screens will allow fans to enjoy a game-day atmosphere similar to the one experienced at Memorial Stadium. The replay boards and new sound system will be in place for the season opener with the concourse improvements ongoing through the season.

## Huskers Look to Devaney for Advantage


The Huskers hope the new atmosphere at the Devaney Center adds to an already strong homecourt advantage. Nebraska will be entering its 24th season in the now 13,500-seat arena and owns an all-time record of 278-78 (.781), including a 166-20 (.892) mark vs. non-conference opponents and a 112-58 (.659) record against league opponents. The Huskers, who are 115-28 (.804) at Devaney since the start of the 1990-91 season, are 71-6 (.922) in that stretch against non-league opponents and 44-22 (.667) vs. conference foes. Nebraska finished 12-4 at home in 1998-99. Under Coach Danny Nee, NU is 161-46 (.778) at home, 103-10 (.912) against non-conference opponents and 58-36 (.617) vs. league opponents, including 6-2 home records in all three seasons of Big 12 play.

Since 1990-91, only 12 schools—Oklahoma State (five times), Kansas (four), Missouri (three), Oklahoma (three), Iowa State (three), Kansas State (twice), Minnesota (twice), Texas (twice), Colorado (1994-95), Penn State (1994-95), Northern Iowa (1995-96) and Tulsa (1998-99) have exited Devaney with a win (28 times). Five of the last nine teams to win at Devaney have been ranked 17th or higher in the national polls, including Minnesota, who was 17th in the AP before last year's contest in Lincoln.

### Huskers at Home Under Nee

Year	Overall	Conference
1986-87	15-2	5-2
1987-88	8-6	3-4
1988-89	14-4	4-3
1989-90	9-6	2-5
1990-91	14-1	6-1
1991-92	14-2	5-2
1992-93	14-2	5-2
1993-94	13-3	5-2
1994-95	11-6	2-5
1995-96	11-5	3-4
1996-97	13-3	6-2
1997-98	13-2	6-2
1998-99	12-4	6-2
<b>Overall</b>	<b>161-46</b>	<b>58-36</b>





# #30--Cookie Belcher

6-4 ♦ 205 ♦ Senior ♦ Guard ♦ Mexico, Mo.

## 1999-2000 Outlook

Cookie Belcher enters his senior season as Nebraska's top returning scorer, one of the nation's toughest defenders and a team leader.

Belcher's playing status for

1999-2000 is uncertain after surgery on his right wrist in early May. He resumed light shooting drills by late summer and Husker coaches are hopeful he will be ready for the start of the season. Belcher does have a redshirt season available if he is unable to play this winter.

If healthy, Belcher, a third-team All-Big 12 performer last season, will be a strong candidate for first-team All-Big 12 honors, as well as national honors in 1999-2000. This season he will be counted on to take charge more on the offensive end, as well as continuing his standout defensive work. A year ago, the 6-4 Belcher finished second on the team in scoring, averaging 11.8 points per game and also led the team in assists and steals.

Belcher already owns Nebraska game, season and career steals records and is a two-time member of the Big 12's All-Defensive Team. Last season he was also named to the *College Hoops Insider's* National All-Defensive Team. Belcher enters his senior season third nationally in career steals among all returning players with 264. He is 70 steals from the conference steals record held by Kansas' Darnell Valentine and just 57 from the top 10 on the NCAA career steals list. He owns three of the top four single-season steals totals in school history. Belcher is also one of 21 players in school history to reach 1,000 points and just the eighth to do so before the start of his senior season. He is just 264 points from the Nebraska career scoring top 10, a mark he would easily reach if he averages in double figures for a third straight season.

He has been an ironman at Nebraska playing in and starting 97 of a possible 98 games in three seasons, missing just the Colorado State game last year with a back injury. He already ranks in the top 10 in seven Husker career categories and will likely become the Nebraska all-time leader in games played, games started and minutes played.

Belcher's wrist surgery took place on May 5 at the Mayo Clinic, an operation to repair ligament and cartilage damage he originally

suffered in high school and reagravated at Colorado last season. He was in a cast from his fingertips to elbow for six weeks, then was put in a brace for another six weeks.

Despite his inability to play basketball this summer, Belcher showed he has not lost the conditioning that has helped make him a three-year standout. In Nebraska's fall physical testing, Belcher broke his own team Performance Index record with 2,386 points.

He previously had scored 2,299 points in his freshman season.

The Mexico, Mo., native also owns team records in the 10-yard dash (1.52 seconds), 40-yard dash (4.53) and is tied with Tyronn Lue for the vertical jump record (35 inches).

## 1998-99 (Junior)

Belcher finished second on the team in scoring, averaging 11.8 points per game, raising his scoring average for the third straight season...he led the Huskers in assists (138), steals (102) and 3-pointers (39) and was second in minutes played per game (31.5)...after 74 consecutive starts to begin his career, he missed

his first game as a Husker at Colorado State with severe back spasms,

but has started 97 of a possible 98 career games...scored a season-high 18 points against Washington State in Alaska and vs. UNC Greensboro and finished the season strong with 17 and 15 points, respectively,

against UNLV and TCU in the NIT...overall, Belcher had 11 games with 15 or more points, pacing the Huskers to an 8-3 record in those contests...he reached double figures in 22 of 32 games as a junior and now has 53 career double-figure scoring games...Belcher struggled slightly from the floor last season, but a large part of that can be traced to his wrist injury...after the injury on Feb. 3 at Colorado,

Belcher hit just 42 percent from the field, 27 percent from 3-point range and 53 percent from the foul line, down from 68 percent before the injury...the sore wrist did not bother him on the defensive end, where Belcher racked up an NU and Big 12 season record

102 steals on the season and had an NU single-game

record eight steals at Texas Tech...his five steals against UNLV moved Belcher past Erick Strickland into first place on the NU career steals chart...he enters his senior season with 264 steals, 70 from the confer-



## Belcher's Career Statistics

Year	G-GS	FG-FGA	Pct.	3FG-3FGA	Pct.	FT-FTA	Pct.	Reb.-Avg.	TP-Avg.	MP	A	BS	S
1996-97	33-33	117-256	.457	30-76	.395	41-83	.494	126-3.8	305-9.2	999	68	20	87
Big 12	16-16	51-117	.436	17-39	.359	15-29	.517	59-3.7	131-8.2	469	34	10	41
1997-98	32-32	135-305	.443	29-102	.284	55-87	.632	126-3.9	354-11.1	982	124	16	75
Big 12	16-16	69-153	.451	13-49	.265	30-52	.577	73-4.6	181-11.3	513	56	10	33
1998-99	32-32	137-320	.428	39-128	.305	64-102	.627	107-3.3	377-11.8	1,007	138	22	102
Big 12	16-16	66-153	.431	16-60	.267	20-42	.476	50-3.1	168-10.5	502	70	13	48
Totals	97-97	389-881	.442	98-306	.320	160-272	.588	359-3.7	1,036-10.7	2,992	330	58	264
Big 12	48-48	186-423	.440	46-148	.311	65-123	.528	182-3.8	480-10.0	1,484	160	33	122

## Belcher's Career Highs

Points	Rebounds	Blocked Shots	Assists	Steals
22, Coppin State, 12-6-96	10, Iowa State, 1-24-98	4, Oregon State, 11-30-96 at Colorado, 2-21-98	9, UNC Wilmington 12-5-97, UNC Greensboro, 11-14-98	8, at Texas Tech, 2-20-99



ence record and is just 57 steals from the top 10 on the NCAA career steals charts...as a junior, Belcher had three or more steals in 19 of 32 contests and finished the season averaging 3.2 per game, first in the Big 12 and fifth nationally...Belcher also led Nebraska with 138 assists, the seventh-best single-season in school history and he ranks ninth in career assists with 330...Nebraska was 10-3 last season when Belcher had five or more assists...he matched his career high with nine assists in the season opener against UNC Greensboro and had a career conference-high eight vs. Texas A&M, a game in which he also tied his season high in rebounds with seven...his 22 blocked shots were second on the team and his 58 career blocks are ninth on the NU career list and the most in school history by a guard...he played 1,007 minutes last season, second only to Venson Hamilton and logged 30 or more minutes in 22 games...Belcher was named to the Ameritas Classic All-Tournament Team for the third straight season.

### Coach Nee on Cookie Belcher

*"Cookie Belcher is one of the premier defensive players in the country. He has to be one of the top three defensive guards around. He is a great defensive player. It's contagious. When you have a great defensive player who can steal the ball and make plays, it makes the other guys around him better players. He is a good leader, he is extremely well-respected by his teammates and our fans identify with him. He is a special player and I think he will come back and have a strong senior season and if he does that, we will have another player in the NBA."*

### 1997-98 (Sophomore)

Belcher started all 32 games in his sophomore season and averaged 11.1 points (third on team), 3.9 rebounds and 3.9 assists per game...Belcher scored a season-high and Big 12 career-high 21 points at Iowa State on Feb. 28 on 8-11 shooting...he recorded his only career double-double with 15 points and a career-high 10 rebounds in NU's meeting with the Cyclones in Lincoln...overall Belcher had 19 double-figure scoring games on the year, including seven games with 15 or more points, and five such games in Big 12 play...Nebraska was 5-2

when Belcher reached the 15-point mark and in those seven contests Belcher hit 59 percent from the field, up from his 44-percent season average...Belcher reached double digits in nine Big 12 games and averaged 11.7 points in Nebraska's last nine games...had a seven-game double-figure scoring streak early in the season...in addition to his 21-point effort at Iowa State, Belcher scored 20 points against UNC Wilmington on an 8-11 performance from the floor, had 19 at Texas (7-13) and 19 against Missouri in Lincoln (8-12)...his game against the Tigers in Lincoln was one of the most complete of his career as he added eight rebounds, five assists and four steals in 39 minutes...scored 13 points in Ameritas finals against Grambling State and was named to the all-tournament team for the second straight season...Belcher shot 44 percent from the field and hit 63 percent from the foul line after hitting just 49 percent as a freshman... Belcher and backcourt running mate Tyrann Lue combined to score 40 or more points seven times in 1997-98, including a season-high 47 against UNC Wilmington and 45 at Iowa State in the regular season-finale...in addition to his career-high 10 rebounds against Iowa State, Belcher grabbed nine rebounds against Texas-San

### Belcher on NU Charts

<b>Career Steals</b>	
Rank, Player, Years	Steals
1. Cookie Belcher, 1997-present	264
2. Erick Strickland, 1993-96	257
<b>Season Steals</b>	
Rank, Player, Year	Steals
1. Cookie Belcher, 1999	102
2. Erick Strickland, 1996	89
3. Cookie Belcher, 1997*	87
4. Cookie Belcher, 1998	75
*freshman record	
<b>Career Scoring</b>	
Rank, Player, Years	Points
1. Dave Hoppen, 1983-86	2,167
2. Eric Piatkowski, 1991-94	1,934
20. Herschell Turner, 1958-60	1,056
21. Cookie Belcher, 1997-present	1,036
<b>Career 3-Pointers Made</b>	
Rank, Player, Years	3Pt. FGs
1. Eric Piatkowski, 1991-94	202
2. Jaron Boone, 1993-96	181
3. Erick Strickland, 1993-96	179
4. Tyrann Lue, 1996-98	145
5. Ray Richardson, 1989-90	105
6. Chris Cresswell, 1990-92	103
7. Cookie Belcher, 1997-present	98
<b>Career Assists</b>	
Rank, Player, Years	Assists
1. Brian Carr, 1984-87	682
2. Jaron Boone, 1993-96	446
3. Tyrann Lue, 1996-98	432
4. Erick Strickland, 1993-96	414
5. Jack Moore, 1979-82	382
6. Jamar Johnson, 1992-94	355
7. Clifford Scales, 1988-91	354
8. Beau Reid, 1988-91	344
9. Cookie Belcher, 1997-present	330
10. Eric Piatkowski, 1991-94	322
<b>Career Starts</b>	
Rank, Player, Years	Starts
1. Dave Hoppen, 1983-86	111
2. Jaron Boone, 1993-96	102
3. Jerry Fort, 1973-76	97
Cookie Belcher, 1997-present	97

### Belcher's 1998-99 Game-by-Game


Opponent	MP	FG-FGA	Pct.	3FG-Att	Pct.	FT-FTA	Pct.	Reb.	PF	A	TO	BS	ST	Pts.
UNC Greensboro*	27	6-8	.750	2-2	1.000	4-5	.800	3	2	9	2	1	4	18
Villanova*	34	5-13	.385	4-7	.571	2-3	.667	1	5	5	3	0	3	16
Washington State*	34	6-11	.545	1-2	.500	5-7	.714	7	2	5	5	0	3	18
Wisconsin*	30	2-9	.222	0-3	.000	0-0	---	1	3	4	7	0	3	4
North Carolina A&T*	29	6-11	.545	1-4	.250	0-0	---	3	0	5	5	1	2	13
Tulsa*	37	5-14	.357	1-5	.200	0-0	---	5	2	3	3	0	6	11
Southwest Texas State*	34	3-10	.300	1-6	.167	8-10	.800	4	3	4	3	1	5	15
Colgate*	37	2-9	.222	2-6	.333	1-2	.500	4	4	5	4	1	2	7
Creighton*	38	6-13	.462	1-3	.333	2-5	.400	5	1	6	1	1	2	15
Injured--Did Not Play														
at Colorado State	31	3-12	.250	1-7	.143	7-10	.700	2	5	2	1	0	2	14
Minnesota*	29	5-11	.455	2-5	.400	1-2	.500	4	2	4	2	0	5	13
at San Francisco*	29	5-8	.625	3-5	.600	4-4	1.000	3	0	3	3	1	2	17
at UMKC*	32	3-11	.273	1-3	.333	1-5	.200	1	3	4	1	1	3	8
Texas*	32	7-16	.438	3-6	.500	0-1	.000	0	1	5	2	0	4	17
Kansas State*	34	5-13	.385	3-7	.429	2-4	.500	4	4	4	2	2	1	15
at Baylor*	33	3-10	.300	0-4	.000	2-2	1.000	2	2	3	3	1	1	8
at Oklahoma*	25	3-4	.750	0-1	.000	2-2	1.000	3	4	2	5	1	1	8
Colorado*	24	5-8	.625	0-1	.000	0-0	---	5	2	7	2	0	2	10
Kansas*	29	7-10	.700	0-3	.000	2-2	1.000	3	2	6	2	0	4	16
at Iowa State*	35	3-8	.375	2-7	.286	2-2	1.000	1	2	2	2	1	2	10
at Colorado*	32	2-8	.250	1-3	.333	3-7	.429	2	1	4	5	1	5	8
Missouri*	31	3-8	.375	1-2	.500	1-2	.500	6	4	4	4	1	4	8
at Kansas*	30	4-9	.444	1-3	.333	1-2	.500	3	3	6	5	0	4	10
Iowa State*	31	5-10	.500	2-5	.400	2-4	.500	4	1	4	0	3	3	14
Oklahoma State*	31	2-6	.333	0-4	.000	0-4	.000	6	2	3	1	0	0	4
at Texas Tech*	33	6-13	.462	0-2	.000	0-2	.000	1	4	6	2	1	8	12
at Kansas State*	35	4-10	.400	1-5	.200	0-0	---	2	0	2	8	0	1	9
Texas A&M*	35	4-9	.444	1-4	.250	2-3	.667	7	3	8	1	1	5	11
Texas Tech*	24	4-8	.400	0-1	.000	2-2	1.000	2	0	2	3	2	4	10
Kansas*	28	1-6	.167	1-4	.250	3-5	.600	4	2	2	6	0	0	6
UNLV*	37	7-10	.700	1-3	.333	2-2	1.000	5	2	5	4	0	5	17
at TCU*	27	5-14	.357	2-5	.400	3-3	1.000	4	4	4	2	1	6	15
<b>Totals</b>	<b>1,007</b>	<b>137-320</b>	<b>.428</b>	<b>39-128</b>	<b>.305</b>	<b>64-102</b>	<b>.627</b>	<b>107-33</b>	<b>75</b>	<b>138</b>	<b>99</b>	<b>22</b>	<b>102</b>	<b>377-11.8</b>

\*-Starts

Antonio and had a career-best nine assists against UNC Wilmington in first round of Ameritas Classic... finished in the top 15 in the Big 12 in assists at 3.9 per game and had five or more assists 13 times (NU was 9-4 in those games)...ranked among the league leaders in assist-turnover ratio at 1.65:1...his 124 assists were second on the team and were just 10 assists short of cracking the NU single-season top 10...led the team in steals with 75, the fourth-best single season total in school history, but just third on his personal list...tied his then-career high with six steals against Arkansas in the NCAA Tournament, the third six-steal effort of his career...his four blocked shots at Colorado tied his own school record for blocked shots by a guard...also had four rejections as a freshman against Oregon State...for his defensive efforts, Belcher was one of six players voted to the Big 12's All-Defensive team, joining teammate Venson Hamilton on the squad...Belcher averaged 32.1 minutes, the second-highest total on the team...in the summer of 1998 Belcher played on a U.S. all-star team that toured Greece.

### 1996-97 (Freshman)

Belcher earned a starting job from the start of the season and turned in one of the best freshman seasons in Nebraska history...the only Husker to start all 33 games in 1996-97, Belcher finished the season fifth on the team in scoring at 9.2 points per game and was also fifth in rebounding at 3.8 caroms per game...Belcher's 305 points were the fourth-highest ever by a Husker freshman, trailing only Dave Hoppen, Eric Piatkowski and Jerry Fort...those three players are the top three



*Cookie Belcher is a physical guard who has proven he can score inside as well as on the perimeter.*

career scorers in Husker history...Belcher also led the Huskers in steals with a Nebraska freshman-record 87, shattering the previous record of 50 set by Tyronn Lue in 1995-96...his 87 steals were two short of the old NU single-season record of 89, set by Erick Strickland (1996)...his 2.6 steals per game also led the Big 12...Belcher was the only newcomer to lead the conference in any category in 1996-97...he was Nebraska's top 3-point marksman, knocking down nearly 40 percent of his long-range attempts and was second in threes made with 30...possibly the Huskers' most versatile player, Belcher was also second on the team in assists with 68 and third in blocked shots at 20...Belcher served notice of his ability from the start of the season, leading Nebraska in scoring in two exhibition victories with 19 points per contest...averaged 10.0 points per game in NU's first four contests, then exploded in the Ameritas Classic...was named to the all-tournament team after scoring 39 points in two games, including a career-high 22 against Coppin State...added 17 against Bowling Green in the championship game and also reached 15 points against Creighton...scored in double figures 12 times as a freshman...grabbed eight rebounds in the opener at Texas and tied that total later in the season at Kansas State...had seven rebounds at Colorado and grabbed six boards four times...handed out a season-high five assists at Colorado on Jan. 4 and had four assists in four games...had a Nebraska season-high six steals against Bowling Green in the Ameritas Classic...had four steals against Creighton and in back-

### National Steals Leaders

Cookie Belcher is third nationally among active Division I players in career steals entering the 1999-2000 season. The all-time NCAA record is 376 steals, with 321 ranking 10th on the NCAA's all-time charts.

Player, School	Career Steals
1. Pepe Sanchez, Temple	280
2. Jason Hart, Syracuse	270
3. Cookie Belcher, Nebraska	264
4. Jason Rowe, Loyola (Md.)	231
5. Tim Winn, St. Bonaventure	216

to-back February games against Colorado and Texas Tech...Belcher's 20 blocked shots were one of the top totals ever for a Husker guard...his four blocks against Oregon State were the most by an NU guard since blocked shots were kept as an official statistic in the 1977-78 season...Belcher played on a People-to-People Sports All-Star Team that toured Italy for two weeks in the summer of 1997.

### High School (Mexico, Mo.)

Belcher averaged 24.2 points and 8.3 rebounds as a senior at Mexico High School for Coach Scott Floyd...a three-time Missouri Class 3A (third-largest class) all-state selection, Belcher earned first-team honors as a junior and senior...he led Mexico to the state finals in each of his last three seasons, winning the state title as a junior...Belcher selected Nebraska over Missouri and signed with the Huskers in the early-signing period in the fall of 1995.

### Personal

The son of Lori Ingram, Segado "Cookie" Belcher is a sociology major...He has three brothers Herb, 24, Marcus, 19, and Ryan, 15, and three sisters, Danielle, 6 and twins Kaitlin and Kelli, 4...Belcher is a distant cousin of former NU guard and current Los Angeles Laker Tyronn Lue, who also hails from Mexico, Mo...Lue, however attended Raytown (Mo.) High School...during the 1997 spring break Lue and Belcher spoke to their elementary school in Mexico...Belcher has taken part in Nebraska's "Read to Win" program each of the last two seasons, taking time to visit local elementary schools and encourage children to read...Belcher was born June 25, 1978.

### Belcher's Freshman/Sophomore Game-by-Game Statistics


Freshman (1996-97)				Sophomore (1997-98)			
Game	Pts.	Reb.	St.	Game	Pts.	Reb.	St.
at Texas	9	8	0	UNCGreensboro	11	4	0
Weber State	14	6	3	Western Illinois	7	2	2
Oregon State	8	4	2	New Orleans	15	4	3
Texas-San Antonio	9	4	2	Colorado State	11	6	4
Coppin State*	22	6	1	Texas-San Antonio	11	9	1
Bowling Green*	17	4	6	at Tulsa	11	3	4
at UMKC	6	6	3	UNC Wilmington*	20	0	0
Minnesota	13	1	2	Grambling State*	13	2	3
Old Dominion**	8	3	4	at Creighton	13	2	3
Cincinnati**	6	3	1	at Minnesota	7	5	2
Bowling Green**	12	2	3	Virginia**	6	3	4
at Colorado	11	7	5	at Hawaii**	8	2	2
Creighton	15	6	4	Vanderbilt**	9	6	3
Texas A&M	9	5	2	at Kansas	17	5	2
Kansas State	10	3	4	at Oklahoma State	11	5	1
Missouri	5	5	4	Colorado	11	6	1
at Missouri	12	4	2	Oklahoma	5	1	1
at Oklahoma	6	3	1	at Texas	19	5	0
Iowa State	12	4	0	Iowa State	15	10	3
at Kansas	7	3	3	at Kansas State	10	6	4
Colorado	4	1	5	Kansas	7	4	2
at Texas Tech	13	1	5	at Missouri	8	3	3
at Kansas State	0	8	4	Kansas State	5	2	1
at Northern Iowa	8	3	2	at Texas A&M	9	3	4
Texas	4	3	1	Baylor	8	3	0
at Baylor	14	2	0	Missouri	19	8	4
at Iowa State	6	4	3	at Colorado	4	6	0
Oklahoma State	9	4	2	Texas Tech	12	3	4
Kansas	9	2	0	at Iowa State	21	3	3
Missouri#	7	4	3	Baylor#	11	4	1
Washington%	9	4	6	Kansas#	12	2	4
at Nevada%	2	1	2	Arkansas%	9	1	6
at Connecticut%	9	2	2				

\*-Ameritas Classic  
 \*\*-Rainbow Classic  
 #-Big 12 Tournament  
 %-NCAA Tournament  
 %-NIT



# #5--Larry Florence

6-5 ♦ 220 ♦ Senior ♦ Forward ♦ Phenix City, Ala. (Central)



## 1999-2000 Outlook

Senior forward Larry Florence returns for a fifth season in the Husker program. He has started 75 games in his Husker career, one of two seniors with three years in the starting lineup. Florence will not only be looked to for scoring, rebounding and defense, but also leadership.

Florence was granted his fourth year of eligibility under NCAA rules, after completing more than 75 percent of his coursework toward a degree. A family and consumer sciences major, Florence is on track to graduate in May of 2000.

Florence was Nebraska's third-leading scorer and rebounder in 1998-99, averaging 10.3 points and 4.1 rebounds per contest. He was also Nebraska's top shooter from the floor, hitting 51 percent for the season. An extremely strong and physical player, Florence is also regarded as one of the top perimeter defenders in the Big 12 Conference. Florence ranks 33rd on Nebraska's career scoring list and is just 166 points from becoming the Huskers' 22nd career 1,000-point scorer. With three years of Big 12 experience under his belt, Florence should contend for all-league honors as a senior.

Husker Coach Danny Nee is pleased to have Florence back for a fourth season on the court. He said Florence has made steady improvement throughout his NU career. Nee will count on Florence to be a team leader and a player who will be consistent on both ends of the floor in 1999-2000.

## Coach Nee on Larry Florence


*"Larry Florence is a three-year starter. He has seen it all. He has done it all. He has been on some very good teams and played with some great players. He had a tremendous summer. I expect another improvement from Larry. He has improved every year in our program and I expect him to really step up and be a prime-time player in every aspect this year."*

The senior is also Nebraska's leader in offseason conditioning and a regular fixture in the Husker weight room. Florence's work ethic was rewarded this past spring when he was named the Husker Power Male Athlete of the Year for all sports. It marked the second straight season Florence had received the men's basketball award.

## 1998-99 (Junior)

Florence completed his third season in the Husker starting lineup in 1998-99...Florence was in the starting lineup in 27 of 33 games and finished as the third-leading scorer, averaging 10.3 points and was also

third on the team in rebounding at 4.1 boards per game...one of NU's top defenders, Florence was often assigned to the opponent's top perimeter scorer...twice scored a career-high 21 points, both in impressive Husker victories, first against previously unbeaten Creighton in Lincoln, then in NU's 96-81 triumph at No. 25 Oklahoma, when he connected on 8-11 from the floor and knocked down his only 3-pointer of the year...he had 16 double-figure scoring games on the season, including eight in Big 12 play, when he upped his scoring average to 10.8 points per game, second on the team to Venson Hamilton...led Nebraska in scoring seven times in the season's final 25 games and reached double digits in 10 of the last 16 games, including the season's final five contests...scored 15 or more points eight times last season, leading NU to a 5-3 record in those games...came up big in Nebraska's regular-season sweep of Kansas, scoring 12 points and grabbing seven rebounds against the Jayhawks in Lincoln and pouring in 17 points and adding six rebounds in a 64-59 Husker victory at KU's Allen Fieldhouse...averaged 16.0 points and hit 15-24 from the floor in Nebraska's two NIT games...posted his second career double-double with 12 points and 10 rebounds at Missouri...had two double-figure rebounding games, narrowly missing a second double-double with nine points and 10 rebounds against Colgate...had five or more rebounds on 10 occasions in 1998-99, with the Huskers posting a 7-3 mark in those contests...tied his ca-



## Florence's Career Statistics

Year	G-GS	FG-FGA	Pct.	3FG-3FGA	Pct.	FT-FTA	Pct.	Reb-Avg.	TP-Avg.	MP	A	BS	S
1996-97	30-29	92-240	.383	1-7	.143	41-58	.707	113-3.8	226-7.5	679	52	14	19
Big 12	15-15	45-121	.372	0-3	—	29-38	.763	65-4.3	119-7.9	345	24	9	5
1997-98	30-19	115-259	.444	1-5	.200	37-63	.587	110-3.7	268-8.9	676	32	10	32
Big 12	16-16	62-134	.463	1-2	.500	21-36	.583	61-3.8	146-9.1	389	16	5	22
1998-99	33-27	133-262	.508	1-4	.250	73-99	.737	135-4.1	340-10.3	869	53	11	42
Big 12	16-16	64-130	.492	1-2	.500	44-61	.721	73-4.6	173-10.8	454	33	3	19
Totals	93-75	340-761	.447	3-16	.188	151-220	.686	358-3.8	834-9.0	2,224	137	35	93
Big 12	47-47	171-385	.444	2-7	.286	94-135	.696	199-4.2	438-9.3	1,188	73	17	46

## Florence's Career Highs

<b>Points</b> 21, Creighton, 12-9-98 at Oklahoma, 1-20-99	<b>Rebounds</b> 11, Colorado, 2-5-97	<b>Blocked Shots</b> 2, five times	<b>Assists</b> 5, three times	<b>Steals</b> 6, Creighton, 12-9-98
---	---	---------------------------------------	----------------------------------	--




reer high with five assists vs. Missouri and finished the season with 53 total assists to rank fifth on the team...had eight games with three or more assists last season...had a career-high six steals against Creighton and finished the year with 42 steals, which ranked third on the team...Florence led Nebraska in field goal percentage hitting 50.8 percent of his attempts...in Husker victories he connected on better than 52 percent of his field goals...he finished the year strong, knocking down 55 percent in the season's final eight games...finished second on the team in free throw shooting, hitting 73.7 percent from the free throw line, 15 percent better than in 1997-98...before the 1998-99 season, Florence also took time out of his summer to play on a People-to-People all-star team that traveled to Greece.

*Larry Florence has 37 career double-figure scoring games at Nebraska. Last season, Florence reached double figures 16 times, including eight in Big 12 conference action. He twice scored a career-high 21 points, against Creighton in Lincoln and at No. 25 Oklahoma.*

**1997-98 (Sophomore)**

Florence started 19 of the 30 games he played in during the 1997-98 season...he began the year as the Huskers' sixth man, but started 18 of the season's final 20 contests...Florence did not start Nebraska's two Big 12 Tournament games because of a sprained ankle...averaged 8.9 points per game and was Nebraska's fourth-leading scorer on the season...reached double figures 10 times, with a season-high 20 points against Vanderbilt in the Rainbow Classic...reached double digits in four of his first six games after re-entering the starting lineup and averaged 11.8 points per game in that stretch...averaged 9.1 points per game in Big 12 action, with six games in double figures...had a career-high nine field goals on 13 attempts at Missouri when he scored 19 points, his second-highest total of the season and a season-best in a conference game...also played a career-high 37 minutes in that game...in league play also reached double figures at Oklahoma State (10), vs. Colorado (12), at Texas (16), at Texas A&M (15), and vs. Baylor (10)...averaged better than 10 points per game after returning



*Larry Florence enters his senior season as a go-to-guy for the Huskers. He has started 75 games in his Nebraska career.*

**Florence's 1998-99 Game-by-Game**

Opponent	MP	FG-FGA	Pct.	3FG-Att	Pct.	FT-FTA	Pct.	Reb.	PF	A	TO	BS	ST	Pts.
UNC Greensboro	18	4-5	.800	0-0	---	2-2	1.000	1	1	1	2	1	2	10
Villanova	23	7-11	.636	0-0	---	0-1	.000	3	3	0	6	0	1	14
Washington State	10	1-4	.250	0-0	---	0-0	---	2	2	1	0	0	0	2
Wisconsin	18	2-4	.500	0-0	---	1-2	.500	0	2	0	5	0	1	5
North Carolina A&T	16	1-3	.333	0-0	---	3-4	.750	2	1	1	3	1	0	5
Tulsa	21	3-9	.333	0-0	---	2-2	1.000	3	1	0	3	0	0	8
Southwest Texas State*	25	2-5	.400	0-0	---	3-4	.750	5	4	0	4	1	1	7
Colgate*	33	2-5	.400	0-0	---	5-6	.833	10	4	2	5	0	0	9
Creighton*	32	8-13	.615	0-0	---	5-6	.833	4	2	3	1	0	6	21
at Colorado State*	38	8-14	.571	0-0	---	1-1	1.000	4	3	0	0	2	2	17
Minnesota*	27	2-8	.250	0-1	.000	0-0	---	4	2	0	2	0	2	4
at San Francisco*	23	3-5	.600	0-0	---	2-3	.667	1	3	2	1	1	0	8
at UMKC*	20	1-4	.250	0-0	---	0-0	---	3	3	2	3	0	1	2
at Missouri*	27	4-8	.500	0-0	---	4-5	.800	10	5	1	6	0	2	12
Texas*	32	6-10	.600	0-0	---	7-9	.778	4	2	2	3	1	4	19
Kansas State*	30	3-6	.500	0-0	---	2-3	.667	3	3	3	2	0	2	8
at Baylor*	25	2-4	.500	0-0	---	5-7	.714	3	1	1	1	0	1	9
at Oklahoma*	25	8-11	.727	1-1	1.000	4-5	.800	6	2	3	2	0	0	21
Colorado*	32	7-12	.583	0-0	---	3-6	.500	7	1	3	3	1	2	17
Kansas*	32	5-14	.357	0-0	---	2-2	1.000	7	2	3	1	0	1	12
at Iowa State*	27	1-9	.111	0-1	.000	0-0	---	5	2	2	1	0	1	2
at Colorado*	29	2-2	1.000	0-0	---	3-4	.750	4	2	2	1	1	0	7
Missouri*	30	3-7	.429	0-0	---	3-4	.750	4	2	5	2	0	0	9
at Kansas*	29	6-11	.545	0-0	---	5-5	1.000	6	2	1	0	0	2	17
Iowa State*	29	1-3	.333	0-0	---	2-3	.667	3	1	2	2	0	1	4
Oklahoma State*	28	3-4	.750	0-0	---	0-0	---	0	5	2	1	0	0	6
at Texas Tech*	29	6-11	.545	0-0	---	2-3	.667	3	3	0	1	0	1	14
at Kansas State*	30	2-9	.222	0-0	---	0-0	---	5	3	0	4	0	2	4
Texas A&M*	20	5-9	.556	0-0	---	2-5	.400	3	1	3	1	0	0	12
Texas Tech*	26	4-8	.500	0-0	---	3-4	.750	4	2	1	2	2	2	11
Kansas*	30	6-10	.600	0-1	.000	0-0	---	3	5	1	3	0	2	12
UNLV*	27	8-14	.571	0-0	---	0-0	---	9	3	2	1	0	2	16
at TCU*	28	7-10	.700	0-0	---	2-3	.667	4	1	4	3	0	1	16
<b>Totals</b>	<b>869</b>	<b>133-262</b>	<b>.508</b>	<b>1-4</b>	<b>.250</b>	<b>73-99</b>	<b>.737</b>	<b>135-4.1</b>	<b>79</b>	<b>53</b>	<b>75</b>	<b>11</b>	<b>42</b>	<b>340-10.3</b>

\*-Starts

to the starting lineup in late December...a 44 percent shooter for the season, Florence hit 50 percent in the season's last 10 games...hit his first 3-pointer of the season and second of his career by just beating the first-half buzzer vs. Oklahoma, helping Nebraska to a crucial 53-43 conference win...struggled from the free throw line in 1998, hitting just 59 percent after connecting on 71 percent of his attempts in 1996-97...averaged 3.7 rebounds per game, the fifth-highest average for the Huskers and grabbed a season-high nine boards at Texas A&M...narrowly missed his second career double-double at A&M with the nine rebounds and 15 points...had nine games with five or more rebounds... matched his career high with five assists against New Orleans and finished the season with 32 assists to rank sixth for Nebraska...had three steals against Baylor and Missouri in back-to-back February games in Lincoln and finished the season with 32 steals to rank fifth for the Huskers...on the defensive end, Florence continued to be one of Nebraska's stoppers throughout the season... was a key part of the defensive effort that limited Texas Tech's Cory Carr, the Big 12's leading scorer to a 4-13 shooting effort last season...for the season, Florence averaged 22.5 minutes per game.

### 1996-97 (Freshman)

Florence earned a starting job at the beginning of the season and was Nebraska's starting small forward for 29 of the 30 games he played in during the 1996-97 season...finished the season averaging 7.5 points and 3.8 rebounds per game... improved his totals in Big 12 play, averaging 7.9 points and 4.3 rebounds per contest...had 11 double-figure scoring games in his first year as a Husker, including six in conference play...was third on the team in assists with 52 and finished as NU's second-best foul shooter at 71 percent...extremely efficient from the line in Big 12 play, hitting 76 percent of his foul shots...was

just outside of the top 10 in the league in foul shooting in conference games...opened his sophomore season with 10 points in 24 minutes against Texas in Austin, dropped in 16 points against Weber State and recorded a season-high 17 points in game five against Coppin State... reached double figures two other times in non-conference play with 10 points at UMKC and 10 against No. 6 Cincinnati in Puerto Rico...had a stretch of four consecutive double-figure scoring games early in the Big 12 season...had possibly his most complete game against Texas A&M with 16 points

### 1995-96

Florence sat out the season and attended classes in his first year at Nebraska.

### High School (Phenix City, Ala.)

Florence earned Alabama all-state honors at Phenix City Central High School where he averaged 19.2 points and 13.2 rebounds in his senior season of high school basketball... Florence helped lead Phenix Central to the state finals and was named to the all-Southwest Region squad...Florence also lettered two seasons in football.



### Personal

Larry is the son of Bessie Florence and has three sisters, Harveta, 28, Thertia, 27 and Shallia, 20...Larry is a family and consumer sciences major and was born on Sept. 29, 1975...he is on track to graduate in May of 2000.

### Husker Career Scoring

Husker senior Larry Florence is just 166 points from becoming Nebraska's 22nd, 1,000-point career scorer. He enters his senior season 33rd on the NU career scoring charts.

Player, Years	Points
1. Dave Hoppen, 1983-86	2,167
2. Eric Piatkowski, 1991-94	1,934
--	
8. Rich King, 1988-91	1,475
9. Venson Hamilton, 1996-99	1,397
10. Carl McPipe, 1976-79	1,300
--	
21. Cookie Belcher, 1997-	1,036
22. Mikki Moore, 1994-97	986
--	
29. Rex Ekwall, 1955-57	880
30. Bruce Chubick, 1991-94	878
31. Grant Simmons, 1964-66	849
32. Dapreis Owens, 1989-92	845
33. Larry Florence, 1997-	834

and eight rebounds...Florence recorded his first career double-double of his career with 14 points and a career-high 11 rebounds against No. 15 Colorado in Lincoln...dished out a career-high five assists in Nebraska's come-from-behind win over Oklahoma State in Lincoln...averaged 5.0 points per contest in Nebraska's three NIT games...Florence was often used as the Huskers' defensive stopper...in two meetings with Texas, Florence limited the Longhorn All-Big 12 guard Reggie Freeman to just 5-30 shooting...after missing NU's first game with Iowa State because of injury, Florence was assigned to Cyclone forward Kenny Pratt in Ames...Florence limited Pratt to six points, 16 fewer than he scored in the first meeting in Lincoln...the defensive effort helped Nebraska upset the seventh-ranked Cyclones in overtime...also limited Creighton's Rodney Buford, an 18-point per game scorer, to 5-19 field goal shooting in Nebraska's victory.

### Florence's Freshman/Sophomore Game-by-Game Statistics

Freshman (1996-97)				Sophomore (1997-98)			
Game	Min.	Pts.	Reb.	Game	Min.	Pts.	Reb.
at Texas	24	10	3	UNCGreensboro		DNP	
Weber State	26	16	6	Western Illinois	17	6	4
Oregon State		Injured		New Orleans	27	12	3
Texas-San Antonio	11	2	1	Colorado State	19	4	3
Coppin State*	25	17	6	Texas-San Antonio	17	9	3
Bowling Green*	19	1	4	at Tulsa	18	5	3
at UMKC	26	10	4	UNC Wilmington*	17	9	0
Minnesota	24	8	3	Grambling State*	15	10	5
Old Dominion**	21	4	1	at Creighton	18	7	4
Cincinnati**	31	10	5	at Minnesota	21	6	4
Bowling Green**	26	6	2	Virginia**	19	4	1
at Colorado	25	8	4	at Hawaii**	28	14	5
Creighton	17	2	1	Vanderbilt**	30	20	7
Texas A&M	26	16	8	at Kansas	23	6	1
Kansas State	26	11	7	at Oklahoma State	21	10	5
Missouri	20	12	3	Colorado	22	12	5
at Missouri	30	11	3	Oklahoma	28	7	2
at Oklahoma	27	2	4	at Texas	24	16	3
Iowa State		Injured		Iowa State	32	5	3
at Kansas	29	9	3	at Kansas State	20	4	4
Colorado	32	14	11	Kansas	25	9	6
at Texas Tech	13	0	0	at Missouri	37	19	4
at Kansas State	6	0	2	Kansas State	28	8	8
at Northern Iowa	29	6	5	at Texas A&M	26	15	9
Texas	26	13	6	Baylor	21	10	1
at Baylor	23	5	3	Missouri	30	6	3
at Iowa State	27	6	5	at Colorado	23	8	1
Oklahoma State	19	8	4	Texas Tech	25	9	6
Kansas	15	3	2	at Iowa State	3	2	0
Missouri#		Injured		Baylor#		Injured	
Washington%	11	6	0	Kansas#	16	8	3
at Nevada%	19	7	4	Arkansas%	23	8	4
at Connecticut%	25	2	3	*-Ameritas Classic			
*-Ameritas Classic				**-Rainbow Classic			
**-Puerto Rico Holiday Classic				#-Big 12 Tournament			
#-Big 12 Tournament				%-NCAA Tournament			
%-NIT							



# #3--Cary Cochran

6-1 ♦ 185 ♦ Sophomore ♦ Guard ♦ Minden, Iowa (Tri Center)

## 1999-2000 Outlook

Sophomore sharpshooter Cary Cochran (pronounced CO-horn) will be expected to play a much bigger role in the Husker backcourt this season.

As a redshirt freshman in 1998-99, Cochran was counted on primarily as a 3-point threat off the bench and he came through, knocking down nearly 40 percent from long range.

Cochran played in 32 of 33 games a year ago and averaged nearly 14 minutes per game, 18 in Big 12 Conference play. He was nearly perfect at the foul line, hitting on 29 of 31 attempts in his rookie campaign. Cochran capped his rookie campaign with a breakout performance against TCU in the NIT. He single-handedly kept Nebraska in the game with a career-high 23 points, including an NU record-tying seven 3-pointers.

In 1999-2000, Cochran will battle for time at the point and shooting guard positions and will again be counted on to loosen up opposing defenses with his outside shooting touch. Nee said he expects Cochran to be a more consistent threat from 3-point range and also said the Minden, Iowa, native should be a much better all-around player this winter.

Cochran had a busy offseason. He spent much of August in France, playing as part of a Converse all-star team, coached by Rutgers assistant Walter Townes. Cochran averaged about 10 points per game in six contests, with a high of 28 points. Cochran also showed a strong work ethic in conditioning, as his physical testing scores improved in all four areas. Cochran underwent arthroscopic knee surgery immediately following the 1998-99 season, but is at full speed and ready for fall drills.


## 1998-99 (Redshirt Freshman)

Cochran played in 32 of 33 games as a redshirt freshman and scored a total of 172 points, with a season-high 23 points in the season finale at TCU in the NIT...he was NU's top 3-point threat, hitting nearly 40 percent from the field and was among the Big 12 leaders in conference games, also at a 40 percent clip...hit 7-9, 3-pointers in the TCU contest, tying Chris Creswell's Nebraska school record for most 3-

pointers in a game, set against Texas A&M in the 1991-92 season...also had a season-high four assists against the Horned Frogs...scored a Big 12-best 14 points against Baylor, including four 3-pointers in six attempts...scored 13 points and hit 3-4 from long range in NU's win over Kansas in Lincoln, had 12 points at Oklahoma and 10 at Colorado...scored 10 points against Colgate in the Ameritas Classic championship game and seven in the Ameritas semifinal against Southwest Texas State...for his efforts he was one of three Huskers named to the all-tournament team...overall, Cochran reached double figures six times last season and hit two or more 3-pointers 12 times, including nine of the season's final 18 games...Nebraska was 5-1 when Cochran reached double figures and was 9-3 when he made two or more 3-pointers...knocked down a 3-pointer at Kansas to put Nebraska ahead to stay with 2:54 left in the Huskers' 64-59 upset victory...when Cochran was at his best, Nebraska was extremely difficult to beat as the rookie averaged 10.6 points per game and shot 60 percent in Nebraska's five-game winning streak from Jan. 13 to Jan. 27...Cochran was exceptional from the foul line, knocking down 29 of 31 attempts (94 percent), including his final 18 free throws of the 1998-99 campaign...grabbed a career-high five rebounds in the win at Kansas and matched that total at Texas Tech...had a career-best five steals vs. Oklahoma State...averaged 6.9 points in Big 12 games...was an honorable-mention academic All-Big 12 selection, owning a 3.19 grade-point average in communication studies.

## 1997-98 (Redshirt)

Cochran sat out the 1997-98 season as a redshirt after undergoing surgery on his right ankle in September of 1997...the surgery reattached a ligament in the ankle and also removed bone spurs...missed the start of fall drills while recovering from the surgery, but returned to practice with the Huskers



## Cochran's Career Statistics

Year	G-GS	FG-FGA	Pct.	3FG-3FGA	Pct.	FT-FTA	Pct.	Reb.-Avg.	TP-Avg.	MP	A	BS	S
1998-99	32-0	52-130	.400	39-98	.398	29-31	.935	45-1.4	172-5.4	436	30	0	18
Big 12	15-0	31-78	.397	21-54	.389	17-19	.895	29-1.9	100-6.7	264	13	0	13

## Cochran's Career Highs

Points	Rebounds	Assists	Steals
23, at TCU, 3-15-99	5, at Kansas, 2-10-99, at Texas Tech 2-20-99	4, at TCU 3-15-99	5, Oklahoma State, 2-17-99



beginning in December...was not at 100 percent until after the season, but was a valuable contributor on the Huskers' scout squad.

## High School (Minden, Iowa)

Cochran finished his high school career at Tri-Center High School as the all-time leading scorer in Iowa prep history, pouring in 2,650 points in his four-year career...the 1996-97 season marked the third straight year Cochran was a first-team Class 2A all-state selection by the *Des Moines Register*...among his other honors, Cochran was the Council Bluffs *Daily Nonpariel* Player of the Year as a senior and was an honorable-mention All-American, according to *USA Today*...was a three-time all-Southwest Iowa selection by the *Omaha World-Herald* and was the captain of the team as a senior...he was also the runner-up for Iowa Mr. Basketball honors as a senior...averaged more than 23 points per game in each of his four high school seasons, including


### Coach Nee on Cary Cochran

*"Cary Cochran brings instant offense to the table. We really like his shooting ability--he's a very accurate shooter. He has the ability to change a game with his 3-point shooting. Cary has had a good offseason and we are expecting big things out of him this year."*

33.0 as a senior...Cochran scored a career-high 59 points against Elk Horn-Kimballton in his senior year...he had 40 or more points 11 times in his career and reached double figures in 92 of 93 prep games...averaged 6.6 rebounds and 8.0 assists per game as a senior and 4.8 rebounds and 7.6 assists per game for his career...Cochran connected on 41.4 percent of his 3-point attempts in his career, with a total of 352 career 3-pointers...a tremendous foul shooter, Cochran made 93 percent of his free throws as a senior and 87 percent in his career...Tri Center, coached by Cary's father, Carl, posted a 76-17 record during Cochran's high school career and reached the state tournament in 1995 and 1997...Cochran also lettered three times each in football and track at Tri-Center...he and former Husker Brant Harriman were the first Iowa prep products to sign with Nebraska in more than 30 years.

## Personal

The son of Carl and Cindy Cochran, Cary was a National Honor Society member in high school with better than a 3.5 grade-point average...born on July 17, 1978...Cochran is a communications studies major.



Cary Cochran had a strong freshman season a year ago, knocking down nearly 40 percent of his 3-point attempts and 94 percent of his free throws.

### Cochran's 1998-99 Game-by-Game

Opponent	MP	FG-FGA	Pct.	3FG-Att	Pct.	FT-FTA	Pct.	Reb.	PF	A	TO	BS	ST	Pts.
UNCGreensboro	10	2-2	1.000	2-2	1.000	0-0	---	0	0	2	0	0	0	6
Villanova	4	0-0	---	0-0	---	0-0	---	1	1	1	2	0	0	0
WashingtonState	2	0-1	.000	0-0	---	4-4	1.000	0	0	0	1	0	0	4
Wisconsin	7	0-1	.000	0-1	.000	0-0	---	0	1	0	2	0	0	0
North Carolina A&T	8	0-1	.000	0-1	.000	2-2	1.000	0	0	2	1	0	0	2
Tulsa	1	0-0	---	0-0	---	2-2	1.000	0	0	0	0	0	0	2
Southwest Texas State	12	2-5	.400	1-3	.333	2-2	1.000	1	1	0	0	0	1	7
Colgate	20	4-7	.571	2-5	.400	0-0	---	4	0	2	1	0	2	10
Creighton	3	0-0	---	0-0	---	0-0	---	0	1	0	1	0	0	0
at Colorado State	4	0-1	.000	0-1	.000	0-0	---	1	1	0	1	0	0	0
Minnesota	12	2-6	.333	2-6	.333	0-0	---	2	1	1	1	0	1	6
at San Francisco	7	0-1	.000	0-1	.000	0-0	---	0	0	0	0	0	0	0
at UMKC	15	1-6	.167	1-5	.200	0-0	---	3	1	1	0	0	0	3
at Missouri						Did Not Play								
Texas	6	1-2	.500	0-1	.000	1-2	.500	0	0	2	1	0	1	3
Kansas State	14	3-5	.600	2-4	.500	0-1	.000	1	2	1	2	0	0	8
at Baylor	20	5-7	.714	4-6	.667	0-0	---	2	3	0	0	0	0	14
at Oklahoma	16	2-2	1.000	2-2	1.000	6-6	1.000	2	4	1	1	0	0	12
Colorado	14	2-6	.333	2-5	.400	0-0	.000	0	2	1	1	0	1	6
Kansas	18	4-7	.571	3-4	.750	2-2	1.000	2	2	2	0	0	0	13
at Iowa State	17	1-3	.333	0-1	.000	2-2	1.000	1	2	0	2	0	1	4
at Colorado	21	3-4	.750	2-2	1.000	2-2	1.000	3	3	0	1	0	0	10
Missouri	16	2-5	.400	0-1	.000	2-2	1.000	1	1	2	1	0	2	6
at Kansas	20	2-4	.500	1-2	.500	2-2	1.000	5	5	0	0	0	0	7
Iowa State	20	1-6	.167	0-5	.000	0-0	---	1	2	1	1	0	1	2
Oklahoma State	24	1-9	.111	1-7	.143	0-0	---	3	2	0	2	0	5	3
at Texas Tech	17	1-5	.200	1-3	.333	0-0	---	5	3	2	2	0	1	3
at Kansas State	20	2-6	.333	2-6	.333	0-0	---	1	5	0	0	0	0	6
Texas A&M	21	1-7	.143	1-5	.200	0-0	---	2	1	1	1	0	1	3
Texas Tech	20	2-6	.333	2-5	.400	0-0	---	1	2	2	1	0	1	6
Kansas	17	1-3	.333	1-3	.333	0-0	---	2	0	1	2	0	0	3
UNLV	7	0-2	.000	0-2	.000	0-0	---	0	0	1	3	0	0	0
TCU	23	7-10	.700	7-9	.778	2-2	1.000	1	2	4	0	0	0	23
<b>Totals</b>	<b>436</b>	<b>52-130</b>	<b>.400</b>	<b>39-98</b>	<b>.398</b>	<b>29-31</b>	<b>.935</b>	<b>45</b>	<b>48</b>	<b>30</b>	<b>31</b>	<b>0</b>	<b>18</b>	<b>172-54</b>

# #51--Louis Truscott

6-7 ♦ 205 ♦ Sophomore ♦ Forward ♦ Houston, Texas (Milby)

## 1999-2000 Outlook

Sophomore forward Louis Truscott is expected to see his role increase in the 1999-2000 season.

Last season, Truscott

was a valuable frontcourt reserve for the Huskers, averaging about 13 minutes per game. This season, Truscott should contend for a spot in Nebraska's starting lineup at either the small or power forward position. Truscott's role will be increased further because of the season-ending knee injury to forward George Mazyck.

Truscott finished his rookie campaign averaging 3.3 points and 2.8 rebounds in 32 appearances. He played his best basketball of the 1998-99 season at the end of the campaign, averaging nearly eight points per game in NU's final four contests.

Nebraska Coach Danny Nee said Truscott will be a much improved player in his sophomore season and expects big things from the athletic Houston native. Nee likes Truscott's perimeter shooting skills, his ability to put the ball on the floor and take it to the basket, as well as his shot-blocking skills on the defensive end.

Truscott boasts impressive athletic skills. In Nebraska's fall physical testing, Truscott had a 32-inch vertical leap, which ranked fourth on the team, and improved in each of the four testing areas.

## 1998-99 (Freshman)

Truscott provided valuable reserve minutes off the Husker bench as a freshman...he finished the year averaging 3.3 points and 2.8 rebounds per game...appeared in 32 games for an average of 12.4 minutes per game, with a season-high 24 minutes in NU's Big 12 Tournament win against Texas Tech... that game was Truscott's best of the year, as he scored a career-high 12 points, grabbed a career-high seven boards and had a career-best three steals in 24 minutes...came back with eight points vs. KU in quarterfinals...averaged 7.8 points and 4.3 rebounds in NU's last four games of the season, when he also connected on 8-14 field goal attempts...averaged 5.5 points in NU's two NIT games, hitting 5-7 from the floor, including his only 3-pointer of the year against TCU...played double-figure minutes in each of the Huskers' last six games and 23 times overall on the year, with 13 games with 15 minutes or more...scored eight points and had six boards in NU's

96-81 win at 25th-ranked Oklahoma on Jan. 20...had two strong showings against Missouri, averaging 6.0 points, 6.0 rebounds and two blocked shots against the Tigers...Truscott scored six or more points eight times in 1998-99, and scored five or more points on 12 occasions, including each of the last five games...Nebraska was 7-5 when Truscott scored five or more points...he twice grabbed a season-high seven rebounds, first at Missouri in his first Big 12

Conference game and vs. Texas Tech in the conference tournament...he had four or more rebounds 10 times last season, with NU posting a 7-3 record in those contests...a strong free throw shooter, Truscott was fourth on the team, knocking down 67.8 percent, including 76 percent in league play...did an excellent job of getting to the free throw line, shooting 33 free throws in the season's final six games, including 19 times in two Big 12 Conference tournament contests...his 12 blocks were fourth on the team, including a season-best three at Missouri...also had 15 steals, including the season-best three vs. Texas Tech.

## High School (Houston, Texas)

Truscott was the only high school scholarship recruit for the Huskers in 1998...Nebraska's most-heralded 1998 recruit, as he was a consensus top-100 player at Houston's Charles Milby High School...Truscott was one of the top recruits in the Houston area and was ranked as the No. 63 overall recruit according to Hoop Scoop and was among Basketball America's Super 64 recruits...was a varsity team member at Milby for four years...he averaged 17.2 points and 11.1 rebounds and 3.3 blocked shots per game for the Buffaloes and Coach Boyce Honea as a senior...Milby fin-



## Truscott's Career Statistics

Year	G-GS	FG-FGA	Pct.	3FG-3FGA	Pct.	FT-FTA	Pct.	Reb.-Avg.	TP-Avg.	MP	A	BS	S
1998-99	32-0	32-83	.486	1-4	.250	40-59	.678	89-2.8	105-3.3	397	9	12	15
Big 12	16-0	13-39	.333	0-2	.000	19-25	.760	42-2.6	45-2.8	188	6	8	7

## Truscott's Career Highs

<b>Points</b> 12, Texas Tech, 3-4-99	<b>Rebounds</b> 7, at Missouri, 1-2-99, Texas Tech 3-4-99	<b>Blocked Shots</b> 3, at Missouri, 1-2-99	<b>Assists</b> 1, nine times	<b>Steals</b> 3, Texas Tech, 3-4-99
---	--	--	---------------------------------	--


ished the 1997-98 season with a 26-4 record and was ranked No. 1 in the state for much of the season, before a loss in the second round of the state playoffs...Truscott was named the most valuable player in Milby's district and in each of his final two seasons the *Houston Chronicle* selected him to the second team of its All-Greater Houston list, which includes about 150 schools...he also earned first-team all-district and all-region honors...Truscott selected Nebraska over Louisville and Lamar.

### Coach Nee on Louis Truscott

*"We are expecting a much improved Louis Truscott this season. He had a nice freshman year, but he has improved a lot and is ready for a breakout season. Louis is a quick-jumping, athletic player. He fits in the mold of a lot of slashing-type players we've had here. He has good hands and can really shoot the ball."*

### Personal

The son of Patricia Truscott and Louis Moreland, Truscott was married in the summer of 1998...he and his wife, Linda, have a one-year-old daughter Janiah Chinwe Truscott...Louis has a sister Quatima, 16, and a brother, Samuel, 12...Louis was born on Oct. 7, 1978...he has not yet declared a major.



Louis Truscott is expected to play a big role for Nebraska this season. A year ago, he averaged 3.3 points and 13 minutes per game.

### Truscott's 1998-99 Game-by-Game

Opponent	MP	FG-FGA	Pct.	3FG-Att	Pct.	FT-FTA	Pct.	Reb.	PF	A	TO	BS	ST	Pts.
UNC Greensboro	19	2-6	.333	0-0	---	1-2	.500	6	4	0	2	1	0	5
Villanova	12	0-0	---	0-0	---	0-0	---	1	1	0	1	0	1	0
Washington State	2	1-2	.500	0-0	---	0-0	---	2	2	0	1	0	0	2
Wisconsin	13	2-3	.667	0-0	---	2-2	1.000	3	1	0	0	2	0	6
North Carolina A&T	13	0-3	.000	0-0	---	0-0	---	4	2	0	2	0	2	0
Tulsa	15	1-2	.500	0-0	---	0-0	---	2	1	1	1	0	0	2
Southwest Texas State	13	1-1	1.000	0-0	---	2-2	1.000	3	2	0	0	0	0	4
Colgate	13	0-2	.000	0-0	---	2-2	1.000	3	0	0	1	0	0	2
Creighton	4	0-1	.000	0-0	---	0-0	.000	0	1	1	1	0	0	0
at Colorado State	15	0-1	.000	0-0	---	0-0	---	4	1	0	1	0	1	0
Minnesota	9	1-2	.500	0-0	---	0-0	---	0	1	0	1	0	0	2
at San Francisco														
at UMKC	16	3-7	.429	0-0	---	0-3	.000	2	1	0	1	0	0	6
at Missouri	16	1-4	.250	0-0	---	4-5	.800	7	2	0	2	3	1	6
Texas	16	1-3	.333	0-0	---	3-4	.750	1	0	0	1	0	1	5
Kansas State	10	0-3	.000	0-1	.000	0-0	---	4	0	1	1	0	0	0
at Baylor	6	0-2	.000	0-0	---	0-0	---	1	0	0	0	0	1	0
at Oklahoma	20	4-5	.800	0-0	---	0-2	.000	6	2	1	1	1	0	8
Colorado	17	1-3	.333	0-0	---	2-2	1.000	3	4	1	5	1	0	4
Kansas	8	0-0	---	0-0	---	1-2	.500	0	2	1	1	0	0	1
at Iowa State	7	1-1	1.000	0-0	---	0-0	---	1	1	0	0	0	1	2
at Colorado	10	1-1	1.000	0-0	---	0-0	---	2	1	1	0	0	0	2
Missouri	16	3-6	.500	0-0	---	0-0	---	5	0	0	0	1	1	6
at Kansas	7	0-1	.000	0-0	---	0-0	---	1	1	0	0	0	0	0
Iowa State	12	1-2	.500	0-0	---	0-0	---	2	3	0	0	0	0	2
Oklahoma State	6	0-2	.000	0-0	---	0-0	---	2	1	0	0	0	0	0
at Texas Tech	4	0-1	.000	0-0	---	0-0	---	0	0	0	0	0	0	0
at Kansas State	16	0-3	.000	0-0	---	4-4	1.000	3	1	0	0	0	1	4
Texas A&M	17	0-2	.000	0-1	.000	5-6	.833	4	2	1	0	2	1	5
Texas Tech	24	2-5	.400	0-1	.000	8-13	.615	7	4	0	2	0	3	12
Kansas	14	1-2	.500	0-0	---	6-9	.667	6	0	0	3	1	0	8
UNLV	17	3-3	1.000	0-0	---	0-1	.000	2	4	1	3	0	0	6
at TCU	10	2-4	.500	1-1	1.000	0-0	---	2	1	0	0	0	1	5
<b>Totals</b>	<b>397</b>	<b>32-83</b>	<b>.386</b>	<b>1-4</b>	<b>.250</b>	<b>40-59</b>	<b>.678</b>	<b>89-2.8</b>	<b>46</b>	<b>9</b>	<b>31</b>	<b>12</b>	<b>15</b>	<b>105-3.3</b>



# #11--Rodney Fields

6-2 ♦ 210 ♦ Junior ♦ Guard ♦ Tampa, Fla. (Tampa Bay Tech/Tyler JC)

## 1999-2000 Outlook



After a season on the sidelines, Rodney Fields is expected to make a big impact in Nebraska's backcourt in 1999-2000. With Cookie Belcher's status for the season uncertain, Fields' role is still to be determined. If Belcher is healthy, Fields will back up Belcher at the two-guard and will also see time at point and possibly, the small forward position. Fields would likely assume the starting shooting guard role if Belcher is not able to play this season.

Fields himself is coming off an injury-forced redshirt season in 1998-99. Fields underwent surgery in September of 1998 on his lower right leg, in which he had a steel rod inserted to repair a stress fracture. He returned to practice with the Huskers at mid-season, but the coaching staff opted to keep him out of action as a redshirt and leave him with two years of remaining eligibility.

Nee said Fields, a 6-2, 210 pounder, is a very physical guard, who brings a defensive presence to his position and is a strong rebounder. Fields showed that he is at 100 percent, with a strong performance in Nebraska's fall physical testing, topped by a 33 1/2-inch vertical leap.

## Coach Nee on Rodney Fields

*"Rodney Fields is a very versatile player. We feel that he can play the one, two or three spot. He is strong, a great defensive player, a great team player, a very good rebounding guard and a solid ball handler."*

## 1998-99 (Redshirt, Nebraska)

Fields redshirted in his first season at Nebraska after surgery in September to repair a stress fracture in his right leg...Fields came to Nebraska along with fellow Tyler product Joe Holmes...originally signed with Nebraska out of high school and re-committed to the Huskers following two years of junior college action.

## Junior College (Tyler, Texas)

Fields averaged 15 points, six rebounds and three assists per game for Tyler in 1997-98...the team finished the season with a 15-15 record for Coach Kyle Keller...as a freshman, Fields averaged 14.3 points, 7.1 rebounds and 3.2 assists for a 21-9 Tyler team...he was the only player to sign with the Huskers during the fall, 1997 signing period...Fields was one of five Tyler players to sign Division I letters of intent for the 1998-99 season.


## High School (Tampa, Fla.)

Fields had a standout high school career at Tampa Bay Tech High School for Coach Adrian Johnson...he originally signed with Nebraska out of high school in 1996, but did not meet academic requirements...at Tampa Bay Tech, Fields averaged 25 points, 12


rebounds and six assists as a senior and was rewarded with honorable-mention all-state honors...Fields played both guard spots as well as some small forward in high school...also lettered in baseball.

## Personal

The son of Delores Ashley and James Fields...stepmother is Fanny Fields...Rodney has one sister Lecretia Ashley, 25...born on Dec. 10, 1976...an honor roll student in high school, Fields is majoring in sociology.



*Rodney Fields is primed for his first season of action with Nebraska. A year ago, Fields was forced to sit out with an injury to his right leg, but he should be 100 percent for the 1999-2000 season and will be a key performer in the Husker backcourt.*



# #1--Kenny Booker

6-8 ♦ 200 ♦ Freshman ♦ Forward ♦ Clarksdale, Miss. (Mount Zion Academy)

## 1999-2000 Outlook

One of two incoming scholarship freshmen, Kenny Booker is expected to provide depth in the NU frontcourt in 1999-2000. The loss of George Mazyck to injury will likely increase Booker's time on the court as a rookie.

An extremely athletic player, Booker has the ability to play both the small and power forward positions and also has good ball handling skills. Nee said the 6-8, 200-pound Booker will need to add strength to his frame, but still has enough talent to be a force as a freshman. Booker played prep ball at Mount Zion Academy in Durham, N.C.,

## Coach Nee on Kenny Booker

*"Kenny Booker is a player with multiple skills. He can play inside and outside on the offensive end. He can really shoot the ball, as well as put it on the floor and take it to the basket. He will be real valuable to us this year as a*

one of the nation's top programs. Booker inked his national letter of intent with the Huskers in the fall of 1998, before his senior basketball season. Booker tested well in NU's fall physical testing. His 10-yard dash time of 1.68 was third on the team and his Performance Index score of 1,727 was the fourth-highest total.

## High School (Mt. Zion Academy, Durham, N.C.)

Booker was one of six players on Mt. Zion's 1998-99 team that signed Division I letters of intent...averaged 15.1 points, 8.2 rebounds and 3.3 blocked shots per game...a strong shooter, Booker hit 52 percent from the floor and 72 percent from the foul line...Mt. Zion finished the season ranked 13th in the nation according to *USA Today*, with a 23-4 record...as a junior, Booker averaged 15 points, eight rebounds and two blocked shots for Coach Joel Hopkins' 26-5 Mt. Zion team...in his junior season, Booker was also tutored by Mt. Zion assistant Cleo Hill, who is entering his second season as a Husker assistant...Booker chose Nebraska over Southern Mississippi, Mississippi State and Mississippi.

## Personal

The son of William Johnson and Viola Booker and stepfather Robert Brownlee...Kenny was born on Sept. 2, 1979...he has one sister, Michelle, 29, and two brothers, Carlos, 22 and Terrance, 13...Carlos was the starting center for Southern Mississippi last season, averaging 5.5 points and 5.0 rebounds per game for the Golden Eagles...the Huskers and Southern Miss will square off at the Hoop and Quill Classic on Nov. 26, matching brother against brother...Booker has not yet declared a major.

# #15--Steffon Bradford

6-6 ♦ 240 ♦ Junior ♦ Forward ♦ Clewiston, Fla. (Compton CC/Clewiston HS)

## 1999-2000 Outlook

One of the most heralded junior college recruits in the country, Steffon Bradford should be an imposing force on the Husker frontline. Nee said Bradford is the frontrunner to take over the starting power forward position vacated by Andy Markowski. At 6-6, 240 pounds, Bradford is an extremely physical player who is a strong offensive post player. Bradford starred for Compton Community College, where he was a teammate of fellow Husker recruit Danny Walker. Bradford was



impressive in the Huskers' fall physical testing, running a 4.79 40-yard dash, tied for second-best on the team and a 1.71 time in the 10-yard dash, to rank fourth on the roster. Overall, Bradford scored 2,140 points in the Performance Index, the second-best on this year's team and among the tops in Nebraska basketball history.

## Coach Nee on Steffon Bradford

*"Steffon Bradford has a mentality and a confidence about him that I really like. He wants to be successful and his work ethic shows it. He is a very strong power forward who is the type of player that will hold up in the Big 12."*

## Junior College (Compton, Calif.)

Bradford was a standout for Coach Damien Powell at Compton Community College, earning junior college All-America honors by several publications...averaged 18.9 points and 7.9 rebounds per game for Compton in 1998-99...the team finished the season with a 20-9 record...also an accurate shooter, Bradford knocked down 59.1 percent of his field goal attempts a year ago...in his first season at Compton, Bradford averaged 27 points per game and hit 59 percent from the floor...entering his sophomore year, Bradford was listed as one of "13 Significant Sophomores" in the JUCO ranks, according to *Basketball Times*...following the 1999 season, recruiting analyst Rick Ball listed Bradford as one of the top 30 JUCO players in the nation and one of the top 10 power forwards...Bradford selected Nebraska over Missouri and UNLV, inking with the Huskers in the fall signing period.

## High School (Clewiston, Fla.)

Bradford was a prep standout at Clewiston High School for Coach Willie Lee...Bradford was the team's Most Valuable Player for four straight years and led Clewiston in rebounding each season, while helping the team to the state playoffs.

## Personal

Bradford is the son of Shirley Brown...he has two sisters, Tammy Coleman, 16 and Pam Coleman, 15, and one brother Willie Coleman, 18...born on Dec. 7, 1977, Bradford is majoring in sociology.



# #20--Brian Conklin

6-11 ♦ 205 ♦ Freshman ♦ Forward/Center ♦ Hubbard, Ohio

## 1999-2000 Outlook

Brian Conklin is a versatile big man, who is one of two high school recruits in Nebraska's highly-touted 1999 recruiting class. Conklin stands 6-11, but saw time at all five positions on the court during his prep career at

Hubbard High in Ohio. Nee said Conklin could help the Huskers at two or three positions this season, but the freshman is expected to redshirt to add strength to his lanky frame. Conklin was one of three players to sign with the Huskers during the early signing period in November of 1998.

## Coach Nee on Brian Conklin

*"Brian Conklin is a very talented player. He is one of the biggest sleepers we have ever recruited. He has tremendous shooting skills, great ball handling skills. He has the ability to be a very, very good player."*


## High School (Hubbard, Ohio)

Conklin finished his prep career as the most decorated player at Hubbard (Ohio) High School...was a two-time all-state selection, 3-time All-Trumbull County pick...averaged 18.1 points, 12.5 re-

bounds, 4.0 assists and 3.0 blocked shots as a senior for Coach Bernie Tarr...led Hubbard to an 18-4 record...his top game as a senior was a 41-point outburst against LaBrae High School and he pulled down 20 rebounds against John F. Kennedy High...hit 34 percent from 3-point range, after knocking down 39 percent from long range as a junior...averaged 19 points, 13 rebounds and 3.5 assists as a junior when he knocked down 82 percent of his free throw attempts...did not miss a varsity game in four years of high school, appearing in all 86 contests...finished as Hubbard's career leader in scoring with 1,180 points, rebounding (835), assists (235) and blocked shots (121)...Conklin picked Nebraska over Northwestern, Bowling Green and West Virginia...Conklin also lettered three years in baseball for Hubbard High School...a strong student, Conklin was named to the school's honor roll and received an Award of Merit.

## Personal

The son of Karen and Raymond Conklin...Brian was born on Aug. 16, 1980...has one brother, Mark, 21 and a sister, Alison, 16...Conklin has not yet declared a major.



# #31--Kimani Ffriend

6-11 ♦ 220 ♦ Junior ♦ Center ♦ Kingston, Jamaica (Belair HS/Gulf Coast CC)

## 1999-2000 Outlook

Kimani Ffriend (pronounced kim-on-ee friend) is one of three junior college recruits in Nebraska's 1999 recruiting class. Ffriend is a relative newcomer to the game of basketball, enter-

ing only his third year of organized basketball. Ffriend was one of the top junior college big men in the country in 1999 at Gulf Coast (Fla.) Community College. He is expected to start at center for the Huskers this winter, filling the shoes of departed senior Venson Hamilton, the 1999 Big 12 Player of the Year. Nee said Ffriend has impressive skills on both ends of the floor and boasts impressive physical skills to match.

## Coach Nee on Kimani Ffriend

*"Kimani Ffriend has the potential to be a great player. We are really excited about his athleticism. We are excited about his attitude and his enthusiasm to play. He is 6-11 and he has a chance to flourish in our system, which is suited for a man of his size and athletic ability. By the time we get to the Big 12, we think we will have a force in the middle."*

Despite standing 6-11, Ffriend ran the 40-yard dash in 4.79 seconds in the Huskers' fall physical testing. He also had an impressive 30-inch vertical leap in the testing and his 1.67 time in the 10-yard dash was second on the team to Cookie Belcher.

## Junior College (Gulf Coast Community College)

Ffriend played in 24 games in 1998-99 at Gulf Coast Community College...averaged 18.2 points, 9.5 rebounds and 5.4 blocked shots per game...recruiting analyst Rick Ball listed Ffriend as one of the top five JUCO big men in the country and said Ffriend made great progress a year ago, especially on the offensive end of the floor...Ffriend selected Nebraska over Louisiana State and Georgia.

## Junior College (Dekalb, Ga.)

Ffriend spent the 1997-98 season at Dekalb (Ga.) Junior College, where he was the team's starting center.


## High School (Kingston, Jamaica)

Ffriend attended Belair High School in Kingston, Jamaica, where he did not play basketball...starred in track and soccer, before growing to 6-11 and taking up the game of basketball...Ffriend was named the 1996 School Boy of the Year at Belair, as well as the Champion Boy.

## Personal

Kimani Ffriend is the son of Maureen Wright-Evans and Norriss Ffriend...he was born on July 29, 1977...Kimani has two brothers, Omar, 13, and Marlon Evans, 9...Ffriend is a communications studies major at Nebraska.





# #0--Danny Walker

6-1 ♦ 190 ♦ Junior ♦ Guard ♦ Los Angeles, Calif. (Compton CC/John C. Fremont HS)

## 1999-2000 Outlook

Danny Walker is one of three incoming junior college recruits for Coach Danny Nee and is a player the Huskers expect to make an immediate impact. Walker is the only backcourt player in

Nebraska's highly-regarded 1999 recruiting class. Walker, a quick playmaker with a good outside shooting touch is the favorite to open the season as Nebraska's starting point guard. A teammate of fellow Husker recruit Steffon Bradford at Compton Community College in California, Walker has been well-traveled before his arrival at Nebraska. Walker began his collegiate career at Southern California,

## Coach Nee on Danny Walker

*"Danny Walker is an experienced Division I player. He played at USC, went to junior college and now he is ready to go. He is a guy with a lot of potential. He is a great shooter, but he is also a great team leader."*

before moving on to New Mexico State. He did not play at New Mexico State and transferred to Compton for the 1998-99 season.

## Junior College (Compton, Calif.)

Walker was limited to 15 games because of injuries in 1998-99...averaged 15.1 points and five assists per game and connected on 41 percent of his 3-point attempts...also knocked down 79 percent

from the foul line and helped Compton to a 20-9 record...teamed with fellow Husker recruit Steffon Bradford for Coach Damien Powell...chose Nebraska over Texas and UNLV.

## New Mexico State (1997-98)

Walker was enrolled at New Mexico State in the fall semester, but did not play for the Aggies.

## Southern California (1996-97)


Walker played in 16 games for USC as a true freshman, starting four contests...he averaged 4.9 points per game with a season-high 18 points against UC-Irvine and had 14 points vs. Washington State...hit 16 of 42 attempts (38 percent) from 3-point range.

## High School (Los Angeles, Calif.)

Walker was a standout for Coach Sam Sullivan at John C. Fremont High School...played varsity ball for four years and earned all-city and all-state honors...earned city player-of-the-year honors as a senior and was the L.A. Freshman of the Year in 1993...in Walker's senior year, Fremont advanced to the city finals and state semifinals...he averaged 26.3 points, 5.3 rebounds and 5.1 assists in his senior year.

## Personal

Danny Walker II is the son of Danny and Lorraine Walker...has one brother, Damon, 25...born on March 29, 1978 and is majoring in exercise science at Nebraska.



# #23--Ross Buckendahl

6-5 ♦ 210 ♦ Junior ♦ Forward ♦ Battle Creek, Neb. (Northeast CC)

## 1999-2000 Outlook

Ross Buckendahl returns for his second season with the Huskers in 1999-2000. Buckendahl walked on before the start of the 1998-99 season

and played in five games last season. The Battle Creek, Neb., native has been awarded a scholarship for the upcoming season and Nee expects Buckendahl to provide key reserve minutes throughout the year. Buckendahl is one of Nebraska's hardest workers in the weight room. In the Huskers' fall physical testing, Buckendahl had a team-best 34 1/2-inch vertical jump and also led the team in the agility run with a time of 3.96 seconds, .43 seconds better than his time in that test a year earlier. His overall Performance Index score of 1,911 points was third on the team in fall testing.

## 1998-99 (Sophomore)

Buckendahl played in five games last year for a total of 10 minutes...he scored six points on 3-pointers at UMKC and vs. Texas A&M...finished the season 2-3 from the floor, 2-2 from long range...also had four rebounds for the season and one assist vs. Texas A&M.

## 1997-98 (Northeast CC, Norfolk, Neb.)

Buckendahl averaged eight points and seven rebounds for Coach Fred Johnson at Northeast Community College...was a teammate of fellow Husker Craig Wortmann at Northeast CC.

## High School (Battle Creek, Neb.)

Buckendahl lettered three seasons at Battle Creek High School...averaged 20 points and 14 rebounds per game as a senior and earned honorable-mention Class C-1 all-state honors in basketball for Coach Scott Bokelman...averaged 12 points and 12 rebounds per game as a junior...Buckendahl also lettered three times in golf and once in football, earning C-1 all-state honors as a wide receiver and cornerback...football teammates included Dave and Cody Volk and Tyrone Uhlir, who all are on the Husker football roster.

## Personal

The son of Suzanne and Bob Buckendahl, Ross has two brothers Shannon, 25, and Preston, 23...a horticulture major, Buckendahl will celebrate his 21st birthday on Jan. 1, 2000.



Ross Buckendahl appeared in five games last season for the Huskers, scoring six points.



# #34--Craig Wortmann

6-4 ♦ 195 ♦ Junior ♦ Guard ♦ Hartington, Neb. (Hartington Cedar Catholic/Northeast CC)

## 1999-2000 Outlook

Craig Wortmann enters his second season as a walk-on in the Nebraska program. A Hartington, Neb., native, Wortmann walked on last fall and played in three games for the Huskers a year ago. Wortmann will again be used in a reserve role in the backcourt for the 1999-2000 season and will be a valuable member of Nebraska's scout team. An excellent all-around athlete, Wortmann was among the team leaders in the 10-yard dash (1.72 seconds) in fall physical testing.

## 1998-99 (Sophomore)

Wortmann appeared in three games last season in his first year as a walk-on...he played a total of five minutes, and scored his only two points of the season in the win over Texas Tech in the Big 12 Tournament...grabbed a rebound against Colorado in Lincoln... Wortmann connected on one of two field goal attempts for the year.

## 1997-98 (Northeast CC, Norfolk, Neb.)

Played for one season at Northeast Community College in Norfolk, where he alternated as a starter with Husker teammate Ross Buckendahl...Wortmann was an honorable-mention all-conference selection at Northeast under Coach Fred Johnson.

## High School (Hartington, Neb.)

Wortmann was a three-sport standout at Cedar Catholic High

School...a three-year basketball letterman, Wortmann was a Class-C1 second-team all-state pick as a senior...led Cedar Catholic and coach Bob Geary to a No. 1 ranking and 24-1 record, before they were upset in the opening round of the state playoffs...also lettered three times each in football and track...was a high school football teammate of Russ Hochstein, a starting offensive guard on the NU football squad.

## Personal

The son of Roger and Sherry Wortmann, Craig has four sisters, Julie, Carla, Jan and Christa and three brothers, Dean, Jay and Neil...Wortmann is majoring in finance at Nebraska...born on Sept. 8, 1978.



Wortmann played in three games with the Huskers during the 1998-99 season.



## #41--Ben Chesnut

6-6 ♦ 210 ♦ Fr. ♦ Forward  
Omaha, Neb. (Millard North)

## 1999-2000 Outlook

Ben Chesnut is a freshman walk-on for the Huskers, who will be a valuable practice player this season. Chesnut suffered a setback in preseason workouts, when he broke the fifth metatarsal on his right foot. Chesnut had surgery in early October and will be out of action until at least mid-December.

## High School (Millard North HS, Omaha, Neb.)

Chesnut was a standout for Coach Leon Bose at Millard North High School...a three-year letterman, Chesnut averaged 19.8 points, 9.9 rebounds and 3.6 steals as a senior...he was voted to the all-Metro Holiday Tournament team and earned honorable-mention all-state honors in his senior season...owns Millard North career records for points and rebounds...also lettered twice in baseball, where he was a teammate of NU freshmen football players Judd Davies and Pat Ricketts.

## Personal

The son of Gary and Bonnie Chesnut, Ben was born on Dec. 20, 1980...has one brother, Nic, 21, and a sister, Lynsey, 15...an honor roll student in high school, Chesnut is majoring in civil engineering at Nebraska.

## Husker Roster Breakdown

### Huskers by Class

**Seniors (2)**  
Cookie Belcher, Larry Florence  
**Juniors (6)**  
Steffon Bradford, Ross Buckendahl, Kimani Ffriend, Rodney Fields, Danny Walker, Craig Wortmann  
**Sophomores (2)**  
Cary Cochran, Louis Truscott  
**Freshmen (3)**  
Kenny Booker, Ben Chesnut, Brian Conklin

### Husker Homes

**Alabama (1)**  
Larry Florence  
**California (1)**  
Danny Walker  
**Florida (2)**  
Steffon Bradford, Rodney Fields  
**Iowa (1)**  
Cary Cochran  
**Jamaica (1)**  
Kimani Ffriend  
**Mississippi (1)**  
Kenny Booker  
**Missouri (1)**  
Cookie Belcher  
**Nebraska (3)**  
Ross Buckendahl, Ben Chesnut, Craig Wortmann  
**Ohio (1)**  
Brian Conklin  
**Texas (1)**  
Louis Truscott

# Husker Career Stats vs. The Big 12 Conference

## vs. Baylor

Player	G-GS	MP	FG-A	.Pct	FT-A	.Pct	Reb.	Avg.	A	S	BS	Pts.	Avg.
Cochran	1-0	20	5-7	.714	0-0	---	2	2.0	0	0	0	14	14.0
Belcher	4-4	137	15-35	.429	6-6	1.000	11	2.8	12	2	2	41	10.3
Florence	3-3	70	8-20	.400	8-11	.727	7	2.3	2	4	1	24	8.0
Truscott	1-0	6	0-2	.000	0-0	---	1	1.0	0	1	0	0	0.0

3-Point Shooting: Cochran 4-6 (.667); Belcher 5-18 (.278).

## vs. Colorado

Player	G-GS	MP	FG-A	.Pct	FT-A	.Pct	Reb.	Avg.	A	S	BS	Pts.	Avg.
Florence	6-6	163	26-54	.481	14-21	.667	32	5.3	13	4	4	66	11.0
Belcher	6-6	161	19-47	.404	6-14	.429	27	4.5	26	17	7	48	8.0
Cochran	2-0	35	5-10	.500	2-2	1.000	3	1.5	1	1	0	16	8.0
Truscott	2-0	27	2-4	.500	2-2	1.000	5	2.5	2	0	1	6	3.0
Buckendahl	1-0	2	0-1	.000	0-0	---	1	1.0	0	0	0	0	0.0
Wortmann	1-0	2	0-0	---	0-0	---	1	1.0	0	0	0	0	0.0

3-Point Shooting: Cochran 4-7 (.571); Belcher 4-14 (.286); Florence 0-1 (.000).

## vs. Iowa State

Player	G-GS	MP	FG-A	.Pct	FT-A	.Pct	Reb.	Avg.	A	S	BS	Pts.	Avg.
Belcher	6-6	203	29-58	.500	12-20	.600	26	4.3	15	14	9	78	13.0
Florence	5-5	119	8-30	.267	3-5	.600	16	3.2	7	3	2	19	3.8
Cochran	2-0	37	2-9	.222	2-2	1.000	2	1.0	1	2	0	6	3.0
Truscott	2-0	19	2-3	.667	0-0	---	3	1.5	0	1	0	4	2.0

3-Point Shooting: Belcher 8-20 (.400); Cochran 0-6 (.000); Florence 0-1 (.000).

## vs. Kansas

Player	G-GS	MP	FG-A	.Pct	FT-A	.Pct	Reb.	Avg.	A	S	BS	Pts.	Avg.
Belcher	8-8	245	32-74	.432	10-18	.556	26	3.3	30	19	3	84	10.5
Florence	8-7	199	32-74	.432	12-17	.706	31	3.9	9	9	0	76	9.5
Cochran	3-0	55	7-14	.500	4-4	1.000	9	3.0	3	0	0	23	7.7
Truscott	3-0	29	1-3	.333	7-11	.636	7	2.3	1	0	1	9	3.0

3-Point Shooting: Cochran 5-9 (.556); Belcher 8-20 (.400); Florence 0-1 (.000).

## vs. Kansas State

Player	G-GS	MP	FG-A	.Pct	FT-A	.Pct	Reb.	Avg.	A	S	BS	Pts.	Avg.
Belcher	6-6	187	19-57	.333	6-16	.375	25	4.2	12	15	3	49	8.2
Cochran	2-0	34	5-11	.455	0-1	.000	2	1.0	1	0	0	14	7.0
Florence	6-6	141	14-40	.350	8-12	.667	29	4.8	6	5	1	36	6.0
Truscott	2-0	26	0-6	.000	4-4	1.000	7	3.5	1	1	0	4	2.0

3-Point Shooting: Cochran 4-10 (.400); Belcher 5-23 (.217); Florence 0-1 (.000); Truscott 0-1 (.000).

## vs. Missouri

Player	G-GS	MP	FG-A	.Pct	FT-A	.Pct	Reb.	Avg.	A	S	BS	Pts.	Avg.
Florence	6-6	175	27-54	.500	15-19	.789	27	4.5	16	8	4	69	11.5
Belcher	7-7	230	25-60	.417	10-21	.476	31	4.4	23	23	3	67	9.6
Cochran	1-0	16	2-5	.400	2-2	1.000	1	1.0	2	2	0	6	6.0
Truscott	2-0	32	4-10	.400	4-5	.800	12	6.0	0	2	4	12	6.0

3-Point Shooting: Belcher 7-21 (.333); Cochran 0-1 (.000).

## vs. Oklahoma

Player	G-GS	MP	FG-A	.Pct	FT-A	.Pct	Reb.	Avg.	A	S	BS	Pts.	Avg.
Cochran	1-0	16	2-2	1.000	6-6	1.000	2	2.0	1	0	0	12	12.0
Florence	3-0	80	12-31	.387	4-7	.571	12	4.0	6	2	1	30	10.0
Truscott	1-0	20	4-5	.800	0-2	.000	6	6.0	1	0	1	8	8.0
Belcher	3-3	75	7-16	.438	5-6	.833	7	2.3	7	3	1	19	6.3
Buckendahl	1-0	1	0-0	---	0-0	---	0	0.0	0	0	0	0	0.0

3-Point Shooting: Florence 2-2 (1.000); Cochran 2-2 (1.000); Belcher 0-4 (.000).

## vs. Oklahoma State

Player	G-GS	MP	FG-A	.Pct	FT-A	.Pct	Reb.	Avg.	A	S	BS	Pts.	Avg.
Belcher	3-3	87	10-23	.435	3-8	.375	15	5.0	9	3	2	24	8.0
Florence	3-3	67	10-20	.500	4-4	1.000	9	3.0	8	2	0	24	8.0
Cochran	1-0	24	1-9	.111	0-0	---	3	3.0	0	5	0	3	3.0
Truscott	1-0	6	0-2	.000	0-0	---	2	2.0	0	0	0	2	2.0

3-Point Shooting: Cochran 1-7 (.143); Belcher 1-12 (.083).

## vs. Texas

Player	G-GS	MP	FG-A	.Pct	FT-A	.Pct	Reb.	Avg.	A	S	BS	Pts.	Avg.
Florence	4-4	106	22-41	.537	14-20	.700	16	4.0	5	8	3	58	14.5
Belcher	4-4	130	17-38	.447	10-17	.588	16	4.0	12	6	0	49	12.3
Truscott	1-0	16	1-3	.333	3-4	.750	1	1.0	0	1	0	5	5.0
Cochran	1-0	6	1-2	.500	1-2	.500	0	0.0	2	1	0	3	3.0

3-Point Shooting: Belcher 5-11 (.455); Cochran 0-1 (.000).

## vs. Texas A&M

Player	G-GS	MP	FG-A	.Pct	FT-A	.Pct	Reb.	Avg.	A	S	BS	Pts.	Avg.
Florence	3-3	73	16-31	.516	11-16	.688	20	6.7	3	2	0	43	14.3
Belcher	3-3	95	12-27	.444	2-4	.500	15	5.0	16	11	1	29	9.7
Cochran	1-0	21	1-7	.143	0-0	---	2	2.0	1	1	0	3	3.0
Truscott	1-0	17	0-2	.000	5-6	.833	4	4.0	1	1	2	5	5.0
Buckendahl	1-0	1	1-1	1.000	0-0	---	1	1.0	1	0	0	3	3.0
Wortmann	1-0	1	0-1	.000	0-0	---	0	0.0	0	0	0	0	0.0

3-Point Shooting: Buckendahl 1-1 (1.000); Belcher 3-9 (.333); Cochran 1-5 (.200); Florence 0-1, Truscott 0-1.

## vs. Texas Tech

Player	G-GS	MP	FG-A	.Pct	FT-A	.Pct	Reb.	Avg.	A	S	BS	Pts.	Avg.
Belcher	4-4	105	19-38	.500	6-10	.600	7	1.8	13	21	4	47	11.8
Florence	4-4	93	14-28	.500	6-9	.667	13	3.3	2	5	3	34	8.5
Cochran	2-0	37	3-11	.272	0-0	---	6	3.0	4	2	0	9	4.5
Truscott	2-0	28	2-6	.333	8-13	.615	7	3.5	0	3	0	12	6.0
Buckendahl	1-0	5	0-0	---	0-0	---	1	1.0	0	0	0	0	0.0
Wortmann	1-0	2	1-1	1.000	0-0	---	0	0.0	0	0	0	0	0.0

3-Point Shooting: Cochran 3-8 (.375); Belcher 1-4 (.250); Truscott 0-1 (.000).

## Huskies in Postseason Play

### Cookie Belcher

Opponent	FG-A	FT-A	Reb.	Ast.	Pts.
1996-97 (NIT)					
Washington	4-5	0-0	4	0	9
Nevada	1-2	0-0	1	1	2
Connecticut	4-7	0-0	2	2	9
1997-98 (NCAA)					
Arkansas	4-12	0-0	1	4	9
1998-99 (NIT)					
UNLV	7-10	2-2	5	5	17
TCU	5-14	3-3	4	4	15
<b>Totals</b>	<b>25-52</b>	<b>5-5</b>	<b>17</b>	<b>16</b>	<b>61</b>
<b>Averages</b>	<b>(.481)</b>	<b>(1.000)</b>	<b>2.8</b>	<b>2.7</b>	<b>10.2</b>

3-Point Shooting: 6-19 (.316)

### Larry Florence

Opponent	FG-A	FT-A	Reb.	Ast.	Pts.
1996-97 (NIT)					
Washington	2-4	2-3	0	0	6
Nevada	2-4	3-4	4	1	7
Connecticut	1-8	0-0	3	1	2
1997-98 (NCAA)					
Arkansas	4-11	0-0	4	0	8
1998-99 (NIT)					
UNLV	8-14	0-0	9	2	16
TCU	7-10	2-3	4	4	16
<b>Totals</b>	<b>24-51</b>	<b>7-10</b>	<b>24</b>	<b>8</b>	<b>55</b>
<b>Averages</b>	<b>(.471)</b>	<b>(.700)</b>	<b>4.0</b>	<b>1.3</b>	<b>9.2</b>

### Cary Cochran

Opponent	FG-A	FT-A	Reb.	Ast.	Pts.
1998-99 (NIT)					
UNLV	0-2	0-0	0	1	0
TCU	7-10	2-2	1	4	23
<b>Totals</b>	<b>7-12</b>	<b>2-2</b>	<b>1</b>	<b>5</b>	<b>23</b>
<b>Averages</b>	<b>(.583)</b>	<b>(1.000)</b>	<b>0.5</b>	<b>2.5</b>	<b>11.5</b>

3-Point Shooting: 7-11 (.636).

### Louis Truscott

Opponent	FG-A	FT-A	Reb.	Ast.	Pts.
1998-99 (NIT)					
UNLV	3-3	0-1	2	1	6
TCU	2-4	0-0	2	0	5
<b>Totals</b>	<b>5-7</b>	<b>0-0</b>	<b>4</b>	<b>1</b>	<b>11</b>
<b>Averages</b>	<b>(.714)</b>	<b>(.000)</b>	<b>2.0</b>	<b>0.5</b>	<b>5.5</b>

3-Point Shooting: 1-1 (1.000).



# Office of Athletic Compliance

As a member of the Big 12 Conference and the National Collegiate Athletic Association, the University of Nebraska is responsible for ensuring that its coaches, student-athletes, faculty and staff, boosters and friends abide with conference and NCAA regulations. The purpose of this page is to inform you of guidelines and regulations that may affect your involvement with Husker student-athletes and prospective student-athletes. This is not a comprehensive list of all conference and NCAA rules. Feel free to contact the Nebraska Athletic Compliance Office if a question or concern arises.

## Are you an Athletic Representative?

You are considered to be a booster or representative of Nebraska's athletics interests if you:

- Are, or have been, a member of a Nebraska booster organization.
- Have made donations or financial contribution to the Nebraska athletic department or booster club.
- Are, or have been, involved in arranging summer employment for enrolled student-athletes.
- Are, or have been, assisting in the recruitment of prospective student athletes.
- Are, or have been, involved in promoting the University of Nebraska athletics program in any way.

**Please note:** Once an individual is identified as an Athletics Representative, that person retains that identity indefinitely.

## Who is a Prospective Student-Athlete?

A prospective student-athlete (recruit) is any student who has started classes for the ninth grade or above, including students in prep schools and junior college. In addition, any student who has officially withdrawn from a four-year institution and plans to transfer to another institution is also considered to be a recruit.

A prospective student-athlete remains a prospect even after verbally committing to or signing a National Letter of Intent with the University of Nebraska until he or she reports for regular team practice or attends the first day of classes in any regular term.

## What is contact?

A contact is any face-to-face encounter between a prospect, or the prospect's parent or legal guardian, and an institutional staff member or athletics representative, during which any dialogue occurs in excess of an exchange or greeting. Written or telephonic communications are also considered types of contacts. A booster may not contact a prospect, prospect's coach, principal or counselor in an attempt to evaluate or recruit the prospect.

## What is an Evaluation?

An evaluation is any off-campus activity designed to assess the academic qualifications or athletic ability of a prospect. Each sport has different limitations on the number of times a coach may visit a high school or observe a prospect in practice or competition.

## Facility Use Restrictions

The University of Nebraska-Lincoln has an interest in protecting its facilities, property and reputation associated with its intercollegiate sports. Therefore, no person shall be permitted to access or use the arenas, facilities and other University of Nebraska intercollegiate athletic venues without first securing the permission of the Director of Athletic or his/her designee. The only exception is an individual who records an image (e.g. photograph, videotape) for his/her non-commercial personal use. In no case shall any person be permitted to use these venues for the purposes of promoting the sale or manufacture of alcohol or tobacco or the promotion of any venture associated directly or indirectly with legal or illegal gaming or gambling.

## What is Recruiting?

Recruiting is any solicitation of a prospect or a prospect's family member (or guardian) by a Nebraska staff member or athletics representative for the purpose of securing the prospect's enrollment and ultimate participation on a Husker intercollegiate athletics team.

## When can a coach begin to write a prospective student-athlete?

Letters from coaches and faculty members are not permitted until September 1, at the beginning of a prospect's junior year in high school. The NCAA also places limitations on the types of information that may be sent to a prospect. Permissible types of recruiting materials include general correspondence, academic and admission materials, NCAA educational information, questionnaires, camp brochures and one sport media guide. Boosters are not allowed to write a prospect.

## When can a coach telephone a prospective student-athlete?

Permissible telephone calls vary per sport. Football is allowed to make one call during the month of May of a prospect's junior year in high school. Additional calls may not occur before September 1, of the prospect's senior year. In men's and women's basketball, one call may be made on or after June 21, of the prospect's junior year in high school with three more calls allowed during the month of July. All other sports may not telephone a prospect until July 1, of the prospect's junior year in high school. Football, basketball and all other sports may not call a prospect more than one time per week unless exceptions are allowed by NCAA legislation.

Furthermore, a prospect may call a Husker coach at any time when the prospect is personally paying for the call. The use of collect calls or toll-free calls to a coach may not occur until July 1, of the prospect's junior year in high school. A prospect may call a booster but a booster may not call a prospect. A booster must refer any questions about Nebraska athletics to the Athletics Department.

## Who is a Student-Athlete?

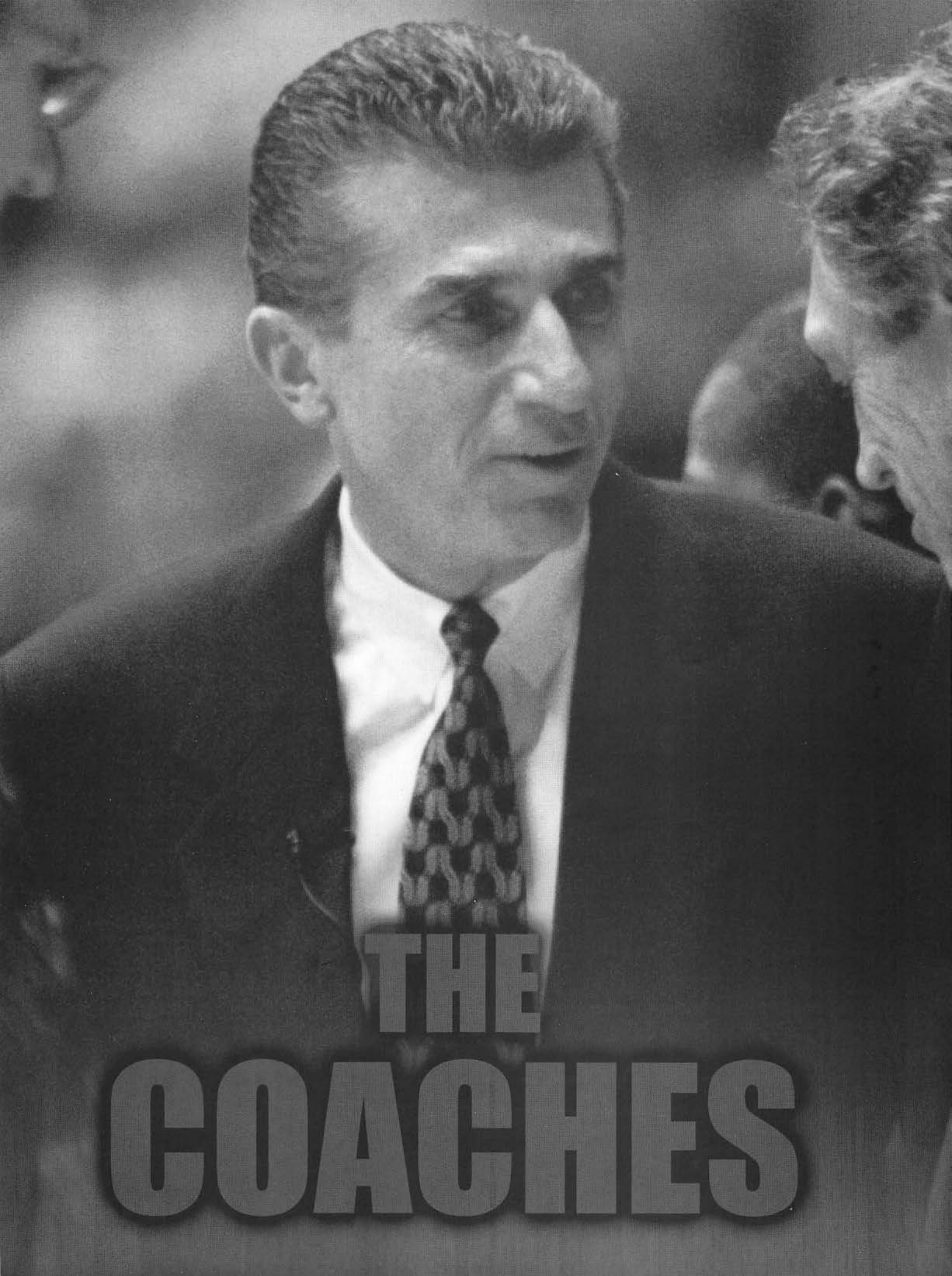
A student-athlete is a student whose enrollment was solicited by a member of the Nebraska athletics staff or other representative of athletics interest with the intent of the student becoming a participating member of a Husker athletic team.

## What is an Extra Benefit?

An extra benefit is any special arrangement by a Nebraska institutional employee or booster to provide a student-athlete or the student-athlete's relative or friend a benefit not expressly authorized by NCAA legislation. Examples of special arrangements or extra benefits that are not permissible by NCAA rules include but are not limited to:


- Providing cash or loans in any amount.
- Signing or co-signing for a loan as well as guaranteeing bail or bond.
- Giving gifts of any kind, including birthday and holiday gifts.
- Providing use of an automobile.
- Providing rent-free or reduced-rent housing.
- Providing tickets to an athletic, institutional or community event.
- Providing academic course supplies, typing services or duplication costs.
- Providing entertainment for a prospect or the prospect's family.
- Promising financial aid for postgraduate education.
- Providing an honorarium to a student-athlete for a speaking arrangement.

Please remember to ask before you act. Call the Nebraska Athletics Compliance Office at (402) 472-2042 for answers to your questions and concerns regarding NCAA rules and regulations. Your telephone call may prevent the loss of eligibility for a Husker student-athlete.



**THE  
COACHES**





# Danny Nee

**Head Coach ♦ 14th Season**

**350-238 in 19 years overall ♦ 243-171 in 13 years at Nebraska**

A quick look through the annals of Nebraska basketball will reveal a quick conclusion. The past nine years have been the Huskers' most successful extended stretch in school history.

Coach Danny Nee's Huskers have qualified for postseason play a school-record nine consecutive seasons, including five trips to the NCAA Tournament. Nebraska is one of only 15 schools to boast to having played in the postseason in each of the last nine years.

In the same stretch, Nebraska has won its only conference tournament title in school history with a 77-68 victory over Oklahoma State in the 1994 Big Eight championship game.

Nee has also guided Nebraska to its only national tournament crown of any kind in the sport. The Huskers rolled to five straight victories and won the 1996 National Invitation Tournament, with a 60-56 win over St. Joseph's.

In 1998-99, Nee posted his seventh 20-win season in 13 seasons at Nebraska and reached the NIT Tournament. Last season's campaign came on the heels of a 20-12 record in 1998, marking just the second time in school history the Huskers have had back-to-back seasons with 20 or more victories. This season Nee will try to become the first NU hoops coach to lead the Huskers to three straight 20-win campaigns.

Nee's 1998-99 Huskers accomplished several milestones that will not quickly be forgotten by Husker faithful. Nebraska won nine of 10 Big 12 games in one stretch, including a regular-season sweep of league power Kansas for the first time since 1983. In addition to twice knocking off Kansas, the Huskers defeated nationally ranked Missouri and Oklahoma, giving Nee four consecutive wins against ranked foes, a first in school history. Nebraska finished conference play at 10-6 for the second straight season, tying the school record for most conference wins.

Center Venson Hamilton had one of the finest seasons in school history. The senior broke the single season and career rebounding records and also established new career marks for blocked shots and games played. In the process he became just the fourth player in the history of the Big Eight and Big 12 Conferences to score 1,000 points, grab 1,000 rebounds and block 200 shots. For his efforts, Hamilton was named Big 12 Player of the Year, the first Husker to be given that league honor in 18 seasons, and was also an honorable-mention All-American. Hamilton was Nee's third Nebraska player to earn all-conference honors, joining Eric Piatkowski (1993, 1994) and Tyronn Lue (1998).

Only the third Nebraska coach since 1963, following the late Joe Cipriano (1963-80), and Moe Iba (1981-86), Nee was tabbed as the Huskers' 24th head coach on March 27, 1986. He owns a 19-year head coaching record of 350-238 (.595), and a 13-year NU mark of 243-171 (.587). Nee is poised to become Nebraska's winningest coach sometime this season. He is just 10 wins shy of Cipriano's NU record of 253 wins, which "Cip" accomplished in 18 seasons.

With the success of the last nine seasons, Nee's numbers add up to what you might expect. He has guided Nebraska to 11 of its 19 all-time postseason appearances and seven of the 10, 20-win seasons in school history. His winning percentage is second among coaches with five or more years on the NU bench.

Nee has made the Husker program one of the most stable in the Big 12 Conference. With the retirement of Missouri's Norm Stewart, Nee's 14-year tenure is tops in the Big 12 Conference and the second-longest in Nebraska school history. In fact, excluding

Nee, the league's 11 head coaches average just five seasons on their current job and eight are entering the sixth season or less at their current school.

In 1998 Nee and his staff had the Huskers back in the NCAA Tournament for the first time in four seasons. Nee guided Nebraska to a seven-game winning streak late in the season--a surge which carried the Huskers into the NCAA

Tournament. In the end Nebraska finished with a 20-12

mark. Nee also had his second first-team all-league selection, as point guard


Tyronn Lue was an All-Big 12 selection after averaging 21.2 points per game to lead the Huskers.

Lue finished his three-year career as the seventh-leading scorer in Nebraska history and became Nebraska's third first-round NBA draft pick under Nee. Lue was selected by the Denver Nuggets, then traded on draft night to the Los Angeles Lakers, joining Eric Piatkowski (1994) and

Rich King (1991) as first-round selections under Nee.

NU's 1998 NCAA Tournament berth came following a three-year hiatus from the tourney. The NCAA berth was Nebraska's fifth under Nee and fifth in the 1990s. Although Nebraska wasn't in the "Big Dance" from 1995-97, Nee did not allow the Nebraska program to slip far. His teams qualified for the National Invitation Tournament in each of those three years.

His 1996-97 team was one of the least experienced in Nee's tenure, returning





only five players from the previous campaign. His '96-97 team also faced the task of tackling the toughest schedule in school history. Despite the odds, the Huskers finished 18-15 overall and advanced to the NIT quarterfinals.

During that season, Nee also reached two milestones. He picked up his 300th career win in a 71-52 win over Creighton in Lincoln. An overtime upset win at seventh-ranked Iowa State was Nee's 200th victory at Nebraska, only the second Husker coach to reach that victory plateau.

*"With the exception of Larry Bird, Danny Nee is the finest competitor I have ever been associated with. He's built a program at Nebraska that is not a quick fix. It's a program that will continue to bear fruit into the next century."*

—Al McGuire  
CBS-TV Analyst & Former Marquette Coach

Nebraska's 1995-96 season is one of the most remarkable in school history. The Huskers rebounded from a disappointing conference season to win the NIT and post a 21-14 overall record. Nebraska opened the season with an impressive 15-4 record, but suffered nine straight losses in late January and February. Few believed the Huskers could turn the season around, but Nee's unwavering optimism provided the spark Nebraska needed to capture the NIT with five straight victories.

Three times in the last four seasons, Nee has shown the ability to turn a season around and produce a very positive finish. That resiliency was first evident in the resurgence of the Nebraska program which occurred after a rocky start to Nee's Husker career.

## Operation Turnaround

After a 10-18 season in 1989-90 and a second-straight seventh-place Big Eight finish, the 1990-91 season promised to be a pivotal year in Nee's rebuilding program. For the first time in four years, Nee had a solid nucleus of seniors to build upon. But the presence of Rich King, Clifford Scales, Beau Reid and Keith Moody did little to impress the Big Eight-area media, who picked Nebraska to finish last in the league's preseason poll.

That voting prompted the best-remembered question at the annual preseason Big Eight Basketball Media Day at Kansas City, Mo. It came from Nee at the start of his interview session: "Why did you guys pick us last?"

There was silence from the assembled writers then, and some embarrassment later when the Huskers roared out to a 16-1 start, helped by a school-record-tying 14-game win string, got into the wire service rankings for the first time in 13 seasons, and went on to NU's highest final rankings ever at No. 9 in the UPI poll and No. 11 in the AP listing.

Instead of finishing last in the Big Eight, the Huskers ended up third at 9-5, one game back of co-champs Oklahoma State and Kansas. NU then advanced to the finals of the Phillips 66 Big Eight Tournament for the first time in school history, but dropped a 90-82 decision to Missouri. The Huskers finished the year with a disappointing 89-84 loss to Xavier in the first round of the NCAA Midwest Regional, Nee's first NCAA appearance at Nebraska.

For his efforts, Nee was named the 1991 Big Eight Coach of the Year by both the Associated Press and United Press International and District V Coach of the Year by the U.S. Basketball Writers Association. He finished fourth in AP's National Coach of the Year balloting.

With the loss of more than 60 percent of its scoring and rebounding punch, Nebraska faced a transition year in 1991-92.

However, Nee developed a blend of veteran players, rookies and pleasant surprises into a unit which shot out to a 12-1 record and finished 19-10. The Huskers were 7-7 in the nation's toughest league — the Big Eight, and earned a second-straight NCAA bid.

Along the way, the Huskers pulled off two of the biggest upsets in the 1991-92 college basketball season. In consecutive home games in February, Nebraska thumped second-ranked, 20-0, Oklahoma State (85-69), then beat third-ranked Kansas (81-79) on a buzzer-beater with one second left in overtime. The win over the Big Eight Champion Jayhawks propelled the Huskers into the AP rankings at No. 25 the following week, marking the first time NU had ever been ranked in consecutive seasons.


During the season, Nee also picked up his 200th career victory (86-67 over Wisconsin) and his 100th Nebraska win (74-71 over Missouri-Kansas City).

The 1992-93 campaign was another history-maker for Nee and his rags to riches program, as NU landed a spot in the NCAA Tournament for an unprecedented third consecutive season. In addition, the Cornhuskers won 20 games (against 11 losses) for the third time in Nee's tenure. Nebraska tied for second in the Big Eight with an 8-6 record, its best league finish in 12 seasons.

Nebraska raced to a 7-0 record in 1993 and climbed to 17th in the Associated Press poll. However, the Huskers dropped six of their next 11 games and started league play 0-3 for the first time since the 1989-90 season.

But, while some were labeling his seventh team as one of the nation's most-disappointing squads at the season's midway point, Nee rallied his troops to wins in eight of their final 12 games and a share of second place in the Big Eight. The Huskers also produced their first All-Big Eight performer of the Nee era in guard Eric Piatkowski, who repeated the feat a year later.

The beat continued for the Huskers in 1993-94, as Nebraska posted a 20-10 record en route to a fourth-straight NCAA Tournament bid and back-to-back 20-win seasons for the first time in school history. NU captured its first-ever Big Eight Tournament title and was ranked 22nd in the final Associated Press poll, only the third time in school history NU had appeared in the final AP ranking.



*Danny Nee has directed Nebraska to postseason play for nine straight years and the 11 times in 13 seasons as head coach.*

Piatkowski finished his career as Nebraska's second-leading scorer and earned all-league honors for the second straight year. He became Nee's second NBA first-round draft pick when he was selected with the draft's 15th pick. Rich King was tabbed 14th in the 1991 NBA draft.

In 1994-95 Nebraska failed to reach the NCAA Tournament for the first time in five seasons, but did reach the NIT, giving the Huskers a school-record tying five straight postseason appearances. Nebraska finished the '94-95 campaign 18-14 and posted its fourth straight season of home attendance over the 200,000 mark.

Husker hoops has been a hit under Nee as the Huskers finished 20th nationally in attendance in 1993-94 with a per-game average of 13,278, including 14,475 for Big Eight games. The year before Nee's arrival, NU averaged 9,741 fans per outing. In the last nine years, nearly 1.7 million fans have attended Nebraska home games, which accounts for 43 percent of the arena's total attendance in 23 seasons as the home of Husker hoops. Last season Nebraska ranked 49th nationally in average home attendance.

The turnstile numbers aren't the only impressive ones for Nebraska under Nee. Husker players have had a standout performance in the classroom the last 13 years under Nee's watch. Of 45 players who have completed their eligibility under Nee, 31 have graduated (69 percent). In 12 seasons, Nee has had 15 players honored as first-team academic all-conference selections, including Andy Markowski, who became a three-time first-team selection in 1999. In addition, Beau Reid was a two-time third-team academic All-America selection for Coach Nee in 1989 and 1991.

## Husker Debut

When he came to Nebraska from Ohio University after the Huskers' first-ever NCAA appearance in March 1986, he inherited a senior-dominated, but inexperienced squad. The team gelled late in the 1986-87 season, finished 21-12 and was third in the National Invitation Tournament (NIT).

Nee's Huskers stood 12-8 overall and 2-5 in the league at the

### Nee Notes

- ◆ Second in victories at Nebraska with 243 in 12 seasons
- ◆ Has guided Nebraska to a school-record nine straight postseason appearances and 11 overall
- ◆ Has tutored three NBA first-round draft selections in the past nine years
- ◆ Directed Nebraska to its winningest season in school history, its only conference tournament title and an NIT Championship
- ◆ Has coached Nebraska to seven of the 11 20-win seasons in school history, 11 of its 19 postseason appearances and five of its six NCAA Tournaments

halfway point of the 1987 Big Eight campaign. However, NU won five of its last seven conference games, advanced to the NIT Final Four at Madison Square Garden and missed the school record for victories by one. A then-school-record 197,395 fans packed the Devaney Center for 17 home games in Nee's first season.

The difficult rebuilding process began just as the Big Eight became one of the nation's dominant basketball conferences.

Nee's second year at the Husker helm saw three league teams reach the final eight of the NCAA Tournament, with Kansas beating Oklahoma in an all-Big Eight final. The result in 1987-88 was Nebraska's first losing season in 15 years (13-18), but there were enough moments of youthful brilliance to give hope for the future, including a 70-68 come-from-behind homecourt win over eventual national champion Kansas.

## Coaching Tenure

Danny Nee is beginning his 14th season as Nebraska's head coach, making him the senior coach in the Big 12 Conference. Only 22 of the nation's 315 Division I head coaches have been at their school longer than Nee's stay at Nebraska.

Coach, School	Year
1. James Phelan, Mt. St. Mary's	46th
2. Bob Knight, Indiana	29th
Denny Crum, Louisville	29th
4. Robert Moreland, Tx. Southern	25th
5. Jim Boeheim, Syracuse	24th
6. Gale Catlett, West Virginia	22nd
7. John Kresse, Coll. of Charleston	21st
8. Mike Krzyweski, Duke	20th
Rick Samuels, Eastern Illinois	20th
Gene Keady, Purdue	20th
11. Bobby Cremins, Georgia Tech	19th
Mike Vining, Louisiana-Monroe	19th
13. John Chaney, Temple	18th
Don Maestri, Troy State	18th
15. Lute Olson, Arizona	17th
16. Reggie Minton, Air Force	16th
Lafayette Stribling, Miss. Valley	16th
18. Nolan Richardson, Arkansas	15th
Billy Lee, Campbell	15th
Jim Crews, Evansville	15th
Elwood Plummer, Prairie View	15th
Richard Johnson, Wofford	15th
23. <b>Danny Nee, Nebraska</b>	<b>14th</b>
Jim Calhoun, Connecticut	14th
Speedy Morris, LaSalle	14th
Dave Magarity, Marist	14th
Mike Montgomery, Stanford	14th
Tom Brennan, Vermont	14th

The Nebraska roster was still dominated by freshmen and sophomores for Nee's third season in 1988-89, but the Huskers climbed back over the .500 mark, finished 17-16 and returned to postseason play with an NIT bid. The Huskers advanced to the second round before being eliminated at Ohio State. Nee's fourth Husker team finished 10-18 in 1989-90, when the Huskers missed the school record for season losses by one.

## Bobcat Tracks

The turnaround at Nebraska is not the first successful rebuilding job for the Brooklyn native. In his six years at Ohio, Nee's teams won 107 and lost 67, including an 87-33 record the last four years. Twice he was named Mid-American Conference Coach of the Year, but it was far from easy. He took over a struggling program at the Athens, Ohio, school in 1980-81, started his head-coaching career with an 11-game losing streak and suffered through a 7-20 season. His second Bobcat team improved to 13-14, though, and was followed by four consecutive 20-game winners.

In 1982-83, Nee's squad won a school-record number of games in a 23-9 campaign and captured the MAC title. Nee was rewarded with conference and Ohio Coach-of-the-Year honors. The Bobcats went to the NCAA Tournament for the first time in nine years, and beat Illinois State (51-49) in the first round of the

Midwest Regional before losing to Kentucky, 57-40.

The Bobcats finished 20-8 in 1983-84, but did not earn a postseason bid. A year later, Ohio went 22-8, again captured the MAC title and advanced to the NCAA Tournament, where it dropped a 49-38 first-round decision to Kansas.

In 1985-86, the Bobcats finished 22-8 for the second straight season, but were second in the MAC behind Miami (Ohio). Ohio received an NIT bid, but lost a first-round game to eventual tournament champion Ohio State, 65-62. Nee was inducted into the Ohio University Hall of Fame in 1994.



With the retirement of Missouri's Norm Stewart, Nee and Kansas Coach Roy Williams are the senior coaches in the Big 12. Nee is in his 14th season at Nebraska while Williams is in his 12th year with the Jayhawks.





The Nee family (front, from left)--Nora, Danny, Janet and Kevin, dogs Finn (left) and Teia. Not pictured--Patrick.

### Wake Up the Echoes

Nee went to Ohio after four years as an assistant coach under Richard "Digger" Phelps at Notre Dame. During that time, the Fighting Irish were 91-27 and went to the NCAA Tournament all four years, including a Final Four appearance in 1978 and an appearance in the Mideast Regional final in 1979. He recruited and coached 10 current and former NBA players at Notre Dame.

### Nee Roots

Nee played high school basketball at Power Memorial High School in New York, where one of his teammates was Kareem Abdul-Jabbar (then known as Lew Alcindor).

A member of Al McGuire's first recruiting class at Marquette University, Nee captained the Warriors' freshman team for frosh coach Hank Raymonds before a two-year tour of duty in the United States Marine Corps. A Vietnam veteran, he received Combat Air Insignia Medals and an honorable discharge in 1968.

*During Danny Nee's 23 years as a collegiate coach, he has recruited and coached 19 players who have went on to play in the National Basketball Association.*

He returned to college at St. Mary of the Plains College in Dodge City, Kan., and received a bachelor's degree in English and physical education in 1971. At St. Mary, he was on the Dean's List, was listed in Who's Who Among American Colleges and Universities, and was president of the student body as a senior. Nee played two years of basketball there before launching his coaching career as a student assistant for the Cavaliers in 1970-71. He received a master's degree in health, physical education and recreation from Kansas State in 1972.

Nee coached the junior varsity basketball team at Red Bank, N.J., Regional High School to a 14-6 record in 1972-73. He then became head coach at Brick Township, N.J., High School, where he compiled a 38-35 record in three years before going on to Notre Dame. His Brick Township teams were 32-15 the last two years, winning a school-record 16 games each year.

He is married to the former Janet Scheib of Pittsburgh, Pa., a 20-year cancer survivor, and is the father of three children, Patrick, 21, Nora, 13, and Kevin, 11.

### Danny Nee's Year-By-Year Record

Year	School	Overall		Conference			
		W-L	Pct.	W-L	Pct.	Place	Postseason
1980-81	Ohio U.	7-20	.259	6-10	.375	T7th	None
1981-82	Ohio U.	13-14	.481	8-8	.500	4th	None
1982-83	Ohio U.	23-9	.719	12-6	.667	2nd*	NCAA (1-1)
1983-84	Ohio U.	20-8	.714	14-4	.778	2nd	None
1984-85	Ohio U.	22-8	.733	14-4	.778	1st*	NCAA (0-1)
1985-86	Ohio U.	22-8	.733	14-4	.778	2nd	NIT (0-1)
Six-year totals		107-67	.615	68-36	.654	—	1-3/3 app.

Year	School	W-L	Pct.	W-L	Pct.	Place	Postseason
1986-87	Nebraska	21-12	.636	7-7	.500	5th	NIT (4-1)
1987-88	Nebraska	13-18	.419	4-10	.286	T6th	None
1988-89	Nebraska	17-16	.515	4-10	.286	7th	NIT (1-1)
1989-90	Nebraska	10-18	.357	3-11	.214	7th	None
1990-91	Nebraska	26-8	.765	9-5	.643	3rd	NCAA (0-1)
1991-92	Nebraska	19-10	.655	7-7	.500	5th	NCAA (0-1)
1992-93	Nebraska	20-11	.645	8-6	.571	T2nd	NCAA (0-1)
1993-94	Nebraska	20-10	.667	7-7	.500	4th	NCAA (0-1)
1994-95	Nebraska	18-14	.563	4-10	.286	7th	NIT (1-1)
1995-96	Nebraska	21-14	.600	4-10	.286	7th	NIT (5-0)
1996-97	Nebraska	18-15	.545	7-9	.438	7th	NIT (2-1)
1997-98	Nebraska	20-12	.625	10-6	.625	4th	NCAA (0-1)
1998-99	Nebraska	20-13	.606	10-6	.625	5th	NIT (1-1)
13-year totals		243-171	.587	84-104	.447	—	14-10/11 app.
Career totals		350-238	.595	152-140	.521	—	15-13/14 app.

### Nee's Career Milestone Victories

- No. 1--Ohio U. 78, Bowling Green State 63, 1980-81
- No. 50--Ohio U. 65, Kent State 55, 1983-84
- No. 100--Ohio U. 74, Bowling Green State 57, Feb. 8, 1986
- No. 150--Nebraska 89, Sam Houston State 70, Jan. 5, 1989
- No. 200--Nebraska 86, Wisconsin 67, Dec. 11, 1991
- No. 250--Nebraska 89, Oklahoma State 81, March 2, 1994
- No. 300--Nebraska 71, Creighton 52, Jan. 8, 1997
- No. 350--Nebraska 68, UNLV 55, March 10, 1999

### Nee's Nebraska Milestone Victories

- No. 1--Nebraska 76, Oregon 60, Dec. 1, 1986
- No. 50--Nebraska 77, Iowa State 74, Feb. 25, 1989
- No. 100--Nebraska 74, Missouri-Kansas City 71, Jan. 20, 1992
- No. 150--Nebraska 98, Idaho State 72, Dec. 3, 1994
- No. 200--Nebraska 74, Iowa State 69, Feb. 22, 1997

### The Nee Record

	At Nebraska		At Ohio		Career	
	W-L	Pct.	W-L	Pct.	W-L	Pct.
In all games	243-171	.585	107-67	.615	350-238	.595
In home games	161-44	.785	61-14	.813	222-60	.787
In away games*	82-125	.396	46-53	.465	128-178	.418
In the NCAA Tourney	0-5	.000	1-2	.333	1-7	.125
In the NIT	14-5	.737	0-1	.000	14-6	.700
In overtime	14-8	.636	4-3	.571	18-11	.621
In one-point games	10-3	.769	6-1	.857	16-4	.800
In two-point games	15-12	.538	12-7	.632	27-19	.587
In three-point games	7-12	.368	3-4	.429	10-16	.385
In four-point games	13-4	.765	8-4	.667	21-8	.724
In five-point games	17-9	.654	11-6	.647	26-15	.634
In November	25-12	.676	5-4	.556	30-16	.652
In December	82-29	.739	21-19	.525	103-48	.682
In January	58-45	.563	36-19	.655	94-64	.595
In February	52-52	.500	35-16	.686	87-68	.561
In March	26-33	.441	10-9	.526	36-42	.462
Scoring 80 or more	130-36	.783	20-2	.909	150-38	.798
Scoring 79 or fewer	113-135	.456	87-65	.572	200-200	.500

\*Includes neutral site games.



# Danny Nee vs. All Opponents

Opponent	First Meeting	Last Meeting	W	L	PF	PA
Arkansas	1986-87	1997-98	1	1	143	145
Arkansas-Little Rock	1986-87	1986-87	1	0	76	67
Arkansas State	1988-89	1988-89	1	0	81	79
Appalachian State	1992-93	1994-95	2	1	283	245
Ball State	1980-81	1985-86	8	6	915	921
<b>Baylor</b>	<b>1987-88</b>	<b>1998-99</b>	<b>3</b>	<b>2</b>	<b>338</b>	<b>309</b>
Bowling Green	1980-81	1996-97	7	8	983	988
Bradley	1980-81	1980-81	0	1	56	84
Brooklyn	1982-83	1987-88	4	0	247	181
Butler	1986-87	1986-87	1	0	67	56
California-Irvine	1986-87	1986-87	0	1	101	109
Canisius	1980-81	1980-81	0	1	47	59
Capital	1981-82	1985-86	2	0	162	99
Central Michigan	1980-81	1985-86	11	1	851	748
Charleston	1980-81	1994-95	2	1	191	172
Chaminade	1987-88	1988-89	2	0	162	160
Chicago State	1989-90	1989-90	1	0	92	57
Cincinnati	1996-97	1996-97	0	1	73	84
Citadel	1990-91	1992-93	3	0	264	187
Cleveland State	1980-81	1980-81	0	1	57	73
<b>Colorado</b>	<b>1986-87</b>	<b>1998-99</b>	<b>20</b>	<b>6</b>	<b>2086</b>	<b>1866</b>
<b>Columbia</b>	<b>1987-88</b>	<b>1987-88</b>	<b>1</b>	<b>0</b>	<b>82</b>	<b>62</b>
Colgate	1992-93	1998-99	2	0	168	124
Colorado State	1995-96	1998-99	2	1	204	215
Connecticut	1991-92	1996-97	0	2	132	162
Coppin State	1996-97	1996-97	1	0	88	72
<b>Creighton</b>	<b>1986-87</b>	<b>1998-99</b>	<b>10</b>	<b>4</b>	<b>1125</b>	<b>996</b>
Delaware State	1994-95	1995-96	2	0	182	93
DePaul	1981-82	1983-84	1	2	169	214
Detroit	1986-87	1987-88	2	0	134	113
Drake	1987-88	1988-89	1	1	133	142
Duke	1983-84	1983-84	0	1	63	82
Fordham	1992-93	1992-93	1	0	79	55
East Carolina	1980-81	1981-82	0	2	119	142
<b>Eastern Illinois</b>	<b>1990-91</b>	<b>1992-93</b>	<b>3</b>	<b>0</b>	<b>245</b>	<b>186</b>
Eastern Kentucky	1984-85	1984-85	1	0	58	52
Eastern Michigan	1980-81	1985-86	10	3	892	811
Eastern Washington	1991-92	1991-92	1	0	102	67
Florida A&M	1993-94	1993-94	1	0	86	61
Fresno State	1995-96	1995-96	1	0	83	71
Furman	1987-88	1988-89	2	0	144	130
Georgia	1994-95	1994-95	1	0	69	61
Georgia Southern	1995-96	1995-96	1	0	82	59
Grambling State	1987-88	1997-98	2	1	249	199
Harvard	1989-90	1989-90	1	0	117	79
Hawaii	1997-98	1997-98	0	1	62	87
Heidelberg	1984-85	1984-85	1	0	77	70
Hofstra	1985-86	1985-86	1	0	73	66
Idaho	1988-89	1990-91	1	2	225	227
Idaho State	1994-95	1994-95	1	0	98	72
Illinois	1980-81	1990-91	1	1	154	157
Illinois-Chicago	1981-82	1984-85	0	2	119	135
Illinois State	1982-83	1982-83	0	1	51	49
Indiana	1984-85	1984-85	0	1	73	90
<b>Iowa State</b>	<b>1986-87</b>	<b>1998-99</b>	<b>13</b>	<b>14</b>	<b>1982</b>	<b>2065</b>
<b>Kansas</b>	<b>1984-85</b>	<b>1998-99</b>	<b>10</b>	<b>20</b>	<b>2179</b>	<b>2443</b>
<b>Kansas State</b>	<b>1986-87</b>	<b>1998-99</b>	<b>12</b>	<b>17</b>	<b>1993</b>	<b>2037</b>
Kent	1980-81	1992-93	11	4	1052	992
Kentucky	1982-83	1982-83	0	1	40	57
La Salle	1985-86	1985-86	1	0	70	65
Lehigh	1987-88	1987-88	1	0	71	66
Long Beach State	1994-95	1995-96	2	0	151	139
Louisiana-Lafayette	1992-93	1992-93	0	1	80	109
Louisiana-Monroe	1994-95	1994-95	1	0	99	77
Louisiana State	1988-89	1988-89	0	1	87	90
Loyola (Md.)	1981-82	1981-82	1	0	77	63
Manhattan	1983-84	1983-84	1	0	68	57
Marietta	1982-83	1985-86	2	0	180	134
Marquette	1981-82	1986-87	1	1	123	125
Marshall	1980-81	1985-86	2	1	220	215
Maryland	1981-82	1981-82	0	1	64	90
Md.-Baltimore County	1988-89	1988-89	1	0	86	65
Miami (Ohio)	1980-81	1990-91	8	7	1044	1056
Michigan	1992-93	1992-93	0	1	73	88
Michigan State	1988-89	1994-95	3	3	474	499
Minnesota	1995-96	1998-99	2	3	353	367
Mississippi State	1995-96	1995-96	0	1	66	69
Missouri	1986-87	1998-99	10	20	2263	2467
Missouri-Kansas City	1989-90	1998-99	9	0	733	619

Opponent	First Meeting	Last Meeting	W	L	PF	PA
Missouri-St. Louis	1986-87	1986-87	1	0	89	63
Morehead State	1988-89	1994-95	2	0	177	132
<b>Murray State</b>	<b>1990-91</b>	<b>1990-91</b>	<b>0</b>	<b>1</b>	<b>79</b>	<b>81</b>
Navy	1985-86	1985-86	0	1	62	73
Nebraska-Omaha	1987-88	1987-88	1	0	96	67
Nevada	1996-97	1996-97	1	0	78	68
New Orleans	1997-98	1997-98	1	0	81	66
New Mexico State	1992-93	1992-93	0	1	79	93
Niagara	1982-83	1983-84	1	1	153	139
North Carolina	1985-86	1985-86	0	1	57	99
North Carolina A&T	1998-99	1998-99	1	0	65	47
N.C.-Greensboro	1997-98	1998-99	2	0	154	110
N.C.-Wilmington	1980-81	1997-98	3	0	237	211
North Texas	1988-89	1988-89	1	0	90	84
Northeastern Illinois	1994-95	1995-96	2	0	195	136
Northern Illinois	1980-81	1990-91	11	4	1016	897
Northern Iowa	1993-94	1996-97	3	1	346	329
Northwest Mo. State	1986-87	1986-87	1	0	105	64
Ohio	1993-94	1993-94	1	0	94	68
Ohio State	1983-84	1988-89	0	5	344	398
Ohio Wesleyan	1984-85	1984-85	1	0	75	67
<b>Oklahoma</b>	<b>1986-87</b>	<b>1998-99</b>	<b>8</b>	<b>19</b>	<b>2296</b>	<b>2491</b>
<b>Oklahoma State</b>	<b>1986-87</b>	<b>1998-99</b>	<b>9</b>	<b>16</b>	<b>1720</b>	<b>1913</b>
Old Dominion	1996-97	1996-97	1	0	72	66
Oregon	1986-87	1995-96	4	0	356	304
Oregon State	1996-97	1996-97	1	0	75	67
Pennsylvania	1983-84	1993-94	1	1	151	157
Penn State	1994-95	1994-95	0	1	59	65
Pepperdine	1989-90	1989-90	1	0	104	100
Portland	1993-94	1993-94	1	0	111	85
Providence	1982-83	1982-83	1	0	48	47
Radford	1981-82	1982-83	2	0	138	104
Rhode Island	1982-83	1982-83	1	0	67	65
Sacramento State	1992-93	1992-93	1	0	86	70
St. Francis (Pa.)	1984-85	1985-86	2	0	193	162
St. John's (N.Y.)	1982-83	1982-83	0	1	52	62
St. Joseph's	1995-96	1995-96	1	0	60	56
St. Louis	1990-91	1990-91	1	0	107	79
St. Mary's (Calif.)	1982-83	1982-83	1	0	57	54
Sam Houston State	1988-89	1991-92	3	0	279	203
<b>San Francisco</b>	<b>1986-87</b>	<b>1998-99</b>	<b>2</b>	<b>0</b>	<b>128</b>	<b>112</b>
San Jose State	1984-85	1988-89	1	1	152	143
Siena	1983-84	1983-84	1	0	69	56
Southern California	1991-92	1992-93	1	1	157	158
Southern Illinois	1986-87	1986-87	1	0	87	85
<b>Southern Mississippi</b>	<b>1986-87</b>	<b>1986-87</b>	<b>0</b>	<b>1</b>	<b>75</b>	<b>82</b>
Southern Utah	1991-92	1993-94	3	0	295	271
Southwest Texas State	1998-99	1998-99	1	0	63	54
TCU	1998-99	1998-99	0	1	89	101
Tennessee Tech	1990-91	1990-91	1	0	113	92
<b>Texas</b>	<b>1993-94</b>	<b>1998-99</b>	<b>2</b>	<b>5</b>	<b>561</b>	<b>593</b>
Texas-Arlington	1992-93	1992-93	1	0	116	95
Texas-San Antonio	1993-94	1997-98	3	0	243	220
<b>Texas A&amp;M</b>	<b>1986-87</b>	<b>1998-99</b>	<b>5</b>	<b>1</b>	<b>483</b>	<b>392</b>
<b>Texas Tech</b>	<b>1988-89</b>	<b>1998-99</b>	<b>4</b>	<b>2</b>	<b>440</b>	<b>413</b>
Toledo	1980-81	1995-96	10	6	1131	1078
Tulane	1995-96	1995-96	1	0	90	78
Tulsa	1997-98	1998-99	0	2	117	137
UNLV	1998-99	1998-99	1	0	68	55
Vanderbilt	1997-98	1997-98	0	1	69	80
Villanova	1987-88	1998-99	0	2	113	145
Virginia	1997-98	1997-98	1	0	80	65
Virginia Tech	1994-95	1994-95	0	1	81	87
Wagner	1985-86	1989-90	2	0	158	124
Washington	1986-87	1996-97	2	0	148	139
Washington State	1995-96	1998-99	2	0	177	157
Weber State	1996-97	1996-97	1	0	83	66
West Virginia	1980-81	1980-81	0	1	61	69
Western Illinois	1994-95	1997-98	2	0	155	119
Western Michigan	1980-81	1985-86	7	4	777	690
Wichita State	1984-85	1993-94	3	0	221	191
Wisconsin	1990-91	1998-99	2	1	202	208
Wisconsin-Green Bay	1981-82	1991-92	3	0	214	188
Wyoming	1986-87	1989-90	2	2	256	301
Youngstown State	1980-81	1980-81	0	1	85	93
<b>Xavier (Ohio)</b>	<b>1990-91</b>	<b>1990-91</b>	<b>0</b>	<b>1</b>	<b>84</b>	<b>89</b>
<b>Totals</b>			<b>350</b>	<b>238</b>	<b>74.5</b>	<b>72.2</b>

1999-2000 opponents in bold

# Nee Era Nebraska Record Book

## Team Superlatives

### Points

NU High—117, vs. Oklahoma (B8T, 3-8-91), vs. Harvard (12-1-89)  
NU Low—45, vs. Kansas State (B8T, 3-6-87); vs. Kansas State (B8T, 3-12-93)  
Opponent High—133, at Oklahoma (2-21-87)  
Opponent Low—41, Delaware State (12-20-95)  
NU High Half—66, vs. Oklahoma (B8T, 3-8-91)  
NU Low Half—15, vs. Wisconsin (1st-11-22-98)  
Opponent High—70, at Oklahoma (2-21-87)  
Opponent Low—12, Arkansas (NIT, 3-17-87)

### Field Goals

NU High—45, vs. Tennessee Tech (12-14-90)  
NU Low—14, vs. Minnesota (12-19-98)  
Opponent High—50, at Oklahoma (2-21-87)  
Opponent Low—14, Delaware State (12-20-95)  
NU High Attempts—96, vs. St. Louis (11-23-90)  
NU Low Attempts—37, vs. Wisconsin (11-22-98), at Colorado (2-3-99)  
Opponent High Attempts—91, at Southern Utah (11-30-91)  
Opponent Low Attempts—36, Kansas State (2-6-88)  
NU High Field Goal%—.750 (42-56), vs. Nebraska-Omaha (1-25-88)  
NU Low Field Goal%—.255 (14-55), vs. Minnesota (12-19-98)  
Opponent High Field Goal%—.681 (32-47), at Oklahoma State (2-24-88)  
Opponent Low Field Goal%—.230 (14-61), Delaware State (12-20-95)

### 3-Point Field Goals

NU High—14, at Oklahoma (3-7-92)  
NU Low—0, 12 games  
Opponent High—17, Oklahoma (2-21-87)  
Opponent Low—0, five games  
NU High Attempts—36, at Oklahoma (3-7-92)  
NU Low Attempts—2, two games  
Opponent High Attempts—37; Baylor (2-14-98)  
Opponent Low Attempts—2, Missouri (1-28-87)  
NU High 3FG%—1.000 (5-5), vs. Creighton (12-6-90)  
NU Low 3FG%—.000, 12 games  
Opponent High 3FG%—.765 (13-17), at Kansas State (1-10-87)  
Opponent Low 3FG%—.000, five games

### Free Throws

NU High—43, Texas (1-3-96)  
NU Low—1, vs. Kansas State (1-21-89); vs. Kansas State (B8T, 3-12-93)  
Opponent High—44, Oklahoma State (2-14-90)  
Opponent Low—2, Kansas State (2-7-98), North Carolina A&T (11-28-98)  
NU High Attempts—59, Texas (1-3-96)  
NU Low Attempts—2; vs. Kansas State (B8T, 3-12-93)  
Opponent High Attempts—52, Oklahoma State (2-14-90)  
Opponent Low Attempts—6, at The Citadel (12-30-90)  
NU High FT%—.952 (20-21), vs. Minnesota (11-26-95)  
NU Low FT%—.167 (1-6), vs. Kansas State (1-21-89)  
Opponent High FT%—.926 (25-27), Oklahoma (2-25-96)  
Opponent Low FT%—.250 (2-8), Kansas State (2-7-98), North Carolina A&T (11-28-98)

### Rebounds

NU High—72, vs. Oklahoma (1-27-92)  
NU Low—19, vs. Wisconsin (11-22-98)  
Opponent High—58, at Oklahoma (3-4-89)  
Opponent Low—19, Iowa State (1-29-97)

### Assists

NU High—35, vs. Bowling Green (12-15-90), vs. NE Illinois (12-21-95)  
NU Low—4, at Colorado State (12-12-98)  
Opponent High—32, at Missouri (2-10-90), at Iowa State (2-3-93)  
Opponent Low—3, Toledo (11-24-95), vs. Old Dominion (12-30-96)

### Blocked Shots

NU High—15, vs. Coppin State (12-6-96)  
NU Low—0, 18 games  
Opponent High—13, Kansas State (1-15-97)  
Opponent Low—0, 29 games

### Turnovers

NU High—30, three games  
NU Low—5, at Texas (1-21-98)  
Opponent High—33, Texas-Arlington (12-21-92)  
Opponent Low—5, at Kansas State (3-3-90)

### Steals

NU High—23, vs. Texas Tech (B12T, 3-4-99)  
NU Low—0, at Kansas State (3-3-90)  
Opponent High—20, at Oklahoma (1-14-93)  
Opponent Low—0, two games

## Individual Superlatives

### Points

NU High—42, Eric Piatkowski, vs. Oklahoma (3-11-94, B8T)  
Opponent High—44, Doug Smith, at Missouri (2-10-90)  
NU High Half—24, Tyronn Lue vs. Virginia (12-27-97)

### Field Goals

NU High—14, Eric Piatkowski, vs. Oklahoma (3-11-94, B8T); Tyronn Lue vs. Western Illinois (11-19-97)  
Opponent High—19, Doug Smith, at Missouri (2-10-90)  
NU High Attempts—27, Tyronn Lue at Missouri (2-4-98); vs. Missouri (2-18-98)  
Opponent High Attempts—34, Harold Miner, USC (11-25-91)

### 3-Point Field Goals

NU High—7, Chris Cresswell, vs. Texas A&M (12-20-91), Cary Cochran at TCU (NIT, 3-15-99)  
Opponent High—8, Dave Seger, at Oklahoma (2-21-87)  
Randy Rutherford, Oklahoma State (2-1-95), Jerald Brown, Texas A&M (1-11-97), Eric Martin, Oklahoma (1-20-99)  
NU High Attempts—13, Jaron Boone, at Missouri (2-22-95)  
Opponent High—17, Dominick Young, Fresno State (3-22-96)

### Free Throws

NU High—16, by two players  
Opponent High—15, Byron Houston, Oklahoma State (2-14-90)  
Shawn Respert, Michigan State (12-10-94)  
NU High Attempts—21, Rich King, at Wyoming (1-22-90)  
Opponent High—18, by two players

### Rebounds

NU High—20, Derrick Chandler, vs. Oklahoma (1-27-92)  
Opponent High—19, Ronnie Morgan, North Texas (12-2-89)

### Assists

NU High—13, Brian Carr, vs. Missouri (1-28-87)  
Opponent High—16, Sam Crawford, New Mexico State (NCAA, 3-19-93)

### Steals

NU High—8, Cookie Belcher at Texas Tech (2-20-99), Venson Hamilton vs. Texas Tech (B12T, 3-4-99)  
Opponent High—8, Dominick Young, Fresno State (NIT, 3-22-96)

### Blocked Shots

NU High—9, Mikki Moore vs. Coppin State (12-6-96)  
Opponent High—7, Kelvin Cato, Iowa State (2-22-97)

# Huskies Under Nee--Where Are They Now?

The following is a year-by-year list of Coach Danny Nee's student-athletes who both lettered and completed their athletic eligibility at the University of Nebraska. In 13 seasons as head coach of the Huskers, Coach Nee's players have graduated at a 68.8 percent rate (31 of 45). The list does not reflect those players who transferred to other schools with eligibility remaining.

## 1986-87 (4 of 5 have graduated)

### Brian Carr

**NU Career:** Finished his four-year career as Nebraska's all-time assist leader at 682 and was the 1987 recipient of the Jack Moore Award.

**Education:** Carr graduated with a degree in Education in 1988.

**Currently:** Teacher and head boy's basketball coach at Burriss High School in his hometown of Muncie, Ind.

### Bernard Day

**NU Career:** Finished his career with 802 career points and was the co-recipient of the 1986 Jack Moore Award.

**Currently:** Returned to Europe to play professionally. Has played basketball overseas for several seasons since leaving Nebraska.

### Anthony Bailous

**NU Career:** A guard, he finished with 534 career points.

**Education:** Graduated from UNL with a degree in communication studies.

**Currently:** Works at Boys Town in Omaha.

### Bill Jackman

**NU Career:** A key member of NU's 1986-87 team which finished third in the NIT. Started his career at Duke.

**Education:** Graduated from Nebraska in 1986 with a degree in finance.

**Currently:** Lives in Dallas, where he works as an associate for Goldman, Sachs, Co.

### Mike Martz

**NU Career:** A reserve on Nee's first team.

**Education:** Graduated from UNL in 1987 with a degree in marketing and economics.

**Currently:** Lives in Columbus, Ohio, and is working as a lawyer in the firm Vorys Slater.

## 1987-88 (4 of 4)

### Henry T. Buchanan

**NU Career:** Guard on Nee's first two teams. Finished with 561 career points.

**Education:** Graduated from Nebraska with an accounting degree in 1993.

**Currently:** Lives in Lincoln with his family and works for State Farm Insurance.

### Bill Johnson

**NU Career:** Walk-on for the Huskers.

**Education:** Graduated from Nebraska in 1988 with an educational degree in social science.

**Currently:** Lives in New York City and is an assistant basketball coach at Columbia University. Served as an assistant at Nebraska in 1996 and 1997.

### Jeff Rekoweg

**NU Career:** Started 31 games at Nebraska and scored 313 points.

**Education:** Graduated from UNL in December, 1988 with a finance degree.

**Currently:** Head Basketball Coach at the University of St. Francis in Fort Wayne, Ind. Played basketball overseas for several years.

### Derrick Vick

**NU Career:** Scored 703 career points in two seasons at Nebraska.

**Education:** Graduated from Nebraska in 1989 with a speech communications degree.

**Currently:** Working for State Farm Insurance in California.

## 1988-89 (2 of 4)

### Eric Johnson

**NU Career:** Scored 647 points in 63 games at Nebraska and is among the Huskers' career steals leaders.

**Education:** Needs three hours to complete his degree.

**Currently:** Played basketball in Europe since completing his eligibility.

### Todd Koca

**NU Career:** Reserve walk-on for the Huskers.

**Education:** Graduated in 1989 with a degree in marketing.

**Currently:** Lives in Franklin, Mass., where he is a regional manager for Boston Scientific.

### Pete Manning

**NU Career:** Finished a two-year NU career with 618 points.

**Currently:** Working in his hometown of Trenton, N.J.

### Matt Svehla

**NU Career:** Reserve walk-on for Nebraska.

**Education:** Graduated with a degree in physical education in 1989.

**Currently:** Head women's basketball coach at Northeast Technical Community College in Norfolk, Neb.

## 1989-90 (1 of 2)

### Ray Richardson

**NU Career:** One of the top 3-point shooters in school history, Richardson finished his two-year career with 651 points.

**Currently:** Lives in Lincoln where he works at a daycare. Played professional ball in South America and Europe for several years.

### Richard van Poelgeest

**NU Career:** First four-year player for Nee. Finished with 625 career points.

**Education:** Graduated from Nebraska with an English degree in 1990.

**Currently:** Lives in his native Netherlands where he plays professional basketball.

## 1990-91 (5 of 6)

### Tony Farmer

**NU Career:** A key member of NU's record-breaking 26-8, 1990-91 team.

**Currently:** First player to leave Nebraska early for professional basketball, he has spent time with the Miami Heat, Dallas Mavericks and Charlotte Hornets as well as in the Continental Basketball Association.

### Rich King

**NU Career:** Eighth on the NU career scoring list with 1,475 points and is third in blocked shots and fourth in rebounds. Was the first, first-round NBA draft choice in Nebraska history. Spent seven years in the NBA and CBA, before temporarily retiring following the 1997-98 season.

**Education:** Returned to Nebraska and earned his degree in December of 1998.

**Currently:** Was working in private business in Denver, but signed with the Vancouver Grizzlies in early October.

### Kelly Lively

**NU Career:** Reserve on NU's record-breaking 26-8 team in 1991.

**Education:** Graduated from Nebraska with a finance degree in 1992.

**Currently:** Lives in Denver where he is in the banking industry.

### Keith Moody

**NU Career:** First guard off the bench on NU's 26-8 NCAA Tournament team in 1990-91.

**Education:** Graduated from UNL with a business administration degree in 1991.

**Currently:** Resides in Omaha where he works for Cable Services Group.

### Beau Reid

**NU Career:** One of Nee's first recruits, Reid finished his career with 976 points, 23rd on the Husker career list. Twice named a third-team academic All-American.

**Education:** Graduated from Nebraska with a finance degree in 1990.

**Currently:** Lives in Lincoln with his family and operates his own business, Reid Insurance Services, Inc.

### Clifford Scales

**NU Career:** The point guard on NU's 1990-91 team, Scales is tied for 18th on the career scoring list with 1,136 points.

**Education:** Graduated from Nebraska in 1991 with a business degree.

**Currently:** Spent last season playing professional basketball in Finland.



Henry T. Buchanan was a two-year letterman for Danny Nee and now works at State Farm Insurance in Lincoln.





*Beau Reid was a four-year letterman from 1988-91. He now owns his own business, Reid Insurance Services, in Lincoln.*

### 1991-92 (3 of 4)

#### Chris Cresswell

**NU Career:** A member of two NCAA teams, Cresswell was a top 3-point shooter, hitting 103 from long range in his career.

**Education:** Graduated from Nebraska in 1992 with a marketing degree.

**Currently:** Lives in San Francisco where he works for Starter, Inc.

#### Carl Hayes

**NU Career:** A member of two NCAA Tournament teams, Hayes is tied for 18th on the career scoring list with 1,136 points.

**Currently:** Playing professional basketball overseas.

#### J.F. Hoffman

**NU Career:** Reserve walk-on for the Huskers.

**Education:** Graduated from Nebraska in 1992 with a business administration degree.

**Currently:** Lives in his hometown of Cambridge, Neb., where he is a banker.

#### Dapreis Owens

**NU Career:** Played on two NCAA Tournament teams and finished with 845 career points.

**Education:** Graduated from UNL with a degree in family science in 1993.

**Currently:** Working at Mansfield (Ohio) High School, his hometown.

### 1992-93 (1 of 1)

#### Derrick Chandler

**NU Career:** Two-year starter at center for two of Nee's NCAA teams. Owns the Nebraska single-season blocked shot record.

**Education:** Graduated from Nebraska in 1993 with a family science degree.

**Currently:** Has spent the last six seasons playing pro ball overseas.

### 1993-94 (3 of 4)

#### Tom Best

**NU Career:** A forward on two Nebraska NCAA Tournament teams. Began his college career at Toledo.

**Education:** Graduated from UNL in 1994 with a communications degree.

**Currently:** Working in private business in the Chicago area.

#### Bruce Chubick

**NU Career:** A member of Nee's first four NCAA Tournament teams, he finished his career with 878 points. Three-time academic All-Big Eight pick.

**Education:** Graduated from Nebraska in 1993 with a history degree.

**Currently:** Spent the last five seasons playing pro basketball overseas.

#### Jamar Johnson

**NU Career:** The point guard for three Nebraska NCAA tournament teams, Johnson is sixth on the Husker career assists list.

**Currently:** Working in private business in his home state of Indiana.

#### Eric Piatkowski

**NU Career:** The second-leading scorer in Nebraska history, Piatkowski was a member of four NCAA Tournament teams and was a two-time All-Big Eight selection.

**Education:** Graduated from Nebraska with a finance degree in 1995.

**Currently:** Entering his sixth season as a member of the NBA's Los Angeles Clippers. First-round pick in 1994.

### 1994-95 (0 of 1)

#### Melvin Brooks

**NU Career:** A member of NU's 1994 Big Eight Tournament title team, Brooks started 27 games as a senior in 1995.

**Education:** Coming back to NU in spring of 2000, to finish his degree.

**Currently:** Works in private business in hometown of Elizabeth City, N.C.

### 1995-96 (4 of 6)

#### Terrance Badgett

**NU Career:** A member of two NCAA Tournament teams, Badgett played in 127 career games and finished with 953 career points.

**Education:** Graduated from Nebraska in 1997 with a human development and the family degree.

**Currently:** Has spent the last two years playing pro basketball in Taiwan.

#### Jaron Boone

**NU Career:** Second at Nebraska in career starts with 102, Boone is sixth on the career scoring charts with 1,609 points.

**Currently:** Spent the last two seasons playing pro ball in England.

#### Jason Glock

**NU Career:** A reserve on two NCAA Tournament teams, Glock finished with 285 career points. Academic All-Big Eight selection in 1995.

**Education:** Graduated from Nebraska with a degree in biological sciences in 1995.

**Currently:** In his third year at the University of Nebraska Dental College.

#### Chris Sallee

**NU Career:** Center on two NCAA Tournament teams. Finished with 240 career points.

**Currently:** Played professional basketball in Norway during the 1998-99 season.

#### Erick Strickland

**NU Career:** A four-year letterman who ranks sixth in scoring with 1,586 career points. Second in career steals at Nebraska with 257 and fourth in assists with 414. Academic All-Big Eight selection in 1996.

**Education:** Graduated from Nebraska in 1996 with a speech communications degree.

**Currently:** Entering his fourth season with the NBA's Dallas Mavericks. He signed a six-year, \$14.6 million contract with the team two years ago.

#### Tom Wald

**NU Career:** A reserve guard for two seasons and a member of the Huskers' 1996 NIT Championship team.

**Education:** Graduated from Nebraska with a finance degree in 1996.

**Currently:** Working in private business in Lincoln.

### 1996-97 (0 of 2)

#### Bernard Garner

**NU Career:** One of the most prolific two-year players in NU history, Garner finished with 649 career points.

**Currently:** Spent the 1997-98 season playing professional basketball in Iceland and now works at The Cornhusker Hotel in Lincoln.

#### Mikki Moore

**NU Career:** Started 87 career games at Nebraska. Is second at NU in career blocked shots with 236 and finished with 986 career points.

**Currently:** Split the 1998-99 season between the NBA's Detroit Pistons and the CBA where he made that league's all-star team.

### 1997-98 (3 of 3)

#### Chad Burbach

**NU Career:** A reserve walk-on for the 1997 and 1998 seasons.

**Education:** Graduated from Nebraska in 1998 with a civil engineering degree.

**Currently:** Working at an engineering firm in Omaha, Neb.

#### Mike Johnette

**NU Career:** A reserve walk-on for NU in 1997 and 1998.

**Education:** Graduated in the spring of 1999 with an education degree.

**Currently:** A graduate assistant basketball coach at Fort Hays State.

#### Ryan Phifer

**NU Career:** A reserve walk-on for Nebraska in 1997 and 1998.

**Education:** Graduated in the spring of 1999 with an education degree.

**Currently:** A math teacher at Lincoln Southeast High School.

### 1998-99 (1 of 3)

#### Venson Hamilton

**NU Career:** 1999 Big 12 Player of the Year. Finished as the school leader in blocked shots, rebounds and games played and ranks ninth in scoring.

**Currently:** A second-round draft pick of the NBA's Houston Rockets.

#### Andy Markowski

**NU Career:** A four-year letterman, two-year starter and two-year team captain for the Huskers. Was named to the Academic All-Big 12 team for three straight seasons.


**Education:** Graduated in December, 1998 with an education degree.

**Currently:** A graduate assistant basketball coach at the University of South Dakota.

#### Troy Piatkowski

**NU Career:** A three-year letterman for the Huskers who ranks 10th in career 3-pointers at Nebraska.

**Currently:** Working in Lincoln in private business.



# Larry Gay

## Assistant Coach First Season

The newest member of Danny Nee's Husker staff is veteran collegiate assistant Larry Gay. Nee has known Gay for more than two decades, as the two first met when Nee was an assistant on Digger Phelps' staff at Notre Dame and Gay was an assistant at Georgia.

At Nebraska, Gay will have day-to-day on-court duties with the Huskers and will also recruit nationally for Nee. Recruiting is one of Gay's strengths, as he has signed more than 20 players who went on to careers in the National Basketball Association.

Gay has 22 years of experience as a Division I assistant coach, most recently seven years as an aide to Denny Crum at the University of Louisville. Gay coached with the Cardinals from the 1989-90 season through the 1995-96 campaign. Previously, Gay was associated with former University of Georgia and Florida State coach Hugh Durham for 19 seasons, first for four years as a player and then for 15 seasons as an assistant coach. Gay has worked in private business for the past three years after leaving the Louisville staff.

While at Louisville, Gay was part of six NCAA Tournament teams in seven seasons, including the 1993, 1994 and 1996 teams that reached the Sweet 16. The Cardinals averaged more than 21 wins in the seven-year stretch and won more than 20 games four times, including a 28-victory campaign in 1993-94. Gay helped recruit several players to Louisville who have went on to NBA careers, including Greg Minor of the Boston Celtics, Samaki Walker of the Dallas Mavericks and DeJuan Wheat of the Vancouver Grizzlies.

◆ *Larry Gay has recruited and coached 22 student-athletes who went on to play in the NBA, including Dominique Wilkins, the eighth-leading scorer in league history.*

Before his seven seasons at Louisville, Gay was an assistant for 11 seasons on Durham's Georgia staff. With the Bulldogs, Gay was part of three NCAA Tournament teams, including the 1983 squad which reached the Final Four, finished the season with a 24-10 record, and became the first team in school history to be ranked in the nation's top 25. Georgia also reached the NCAA Tournament in 1985 and 1987.

While at Georgia, Gay helped bring some of the nation's top talent to Athens, including Dominique Wilkins, the eighth-leading scorer in NBA history. He also recruited guard Vern Fleming, a long-time Indiana Pacer and member of the 1984 United States Olympic Gold Medal team and Willie Anderson, who played with the San Antonio Spurs for several seasons.

Gay began his Division I coaching career at his alma mater of Florida State, coaching four seasons from 1974 to 1978. FSU averaged 20 wins per season while Gay was on Durham's staff, including an NCAA Tournament berth in 1978. Durham left Florida State for Georgia after the 1978 season, taking Gay with him as an assistant. Gay began his coaching career in 1973-74 as an assistant coach at Leon High School in Tallahassee, Fla.

Nee said he is extremely pleased to be able to hire a coach with Gay's experience and recruiting talents. Nee said adding a coach who he has been associated with for two decades is a bonus.

"To get a coach with his extensive Division I experience is a big plus," Nee said. "Larry is one of the top assistants in the country and he has a track record of recruiting top-notch players from

around the country. Having been out of coaching for a couple years, he is coming into this job with a freshness and enthusiasm."

The 48-year-old Gay played three years of varsity basketball for Durham at Florida State from 1970 to 1973. Gay was the sixth man on Florida State's 1971-72 team that was the NCAA Tournament runner-up to UCLA. A native of Winchester, Ky., Gay was a prep All-American at George Rogers Clark High School and was voted the UPI Kentucky High School Player of the Year in 1969.

Gay is a 1973 Florida State graduate with a bachelor's degree in social work. He and wife, Gayle, have three sons, Dwain, 30, Anthony, 21 and Nicklas, 20 and one daughter, Adrienne, 15.

### Gay's Coaching File


First year .....	Assistant, University of Nebraska
1989-96 .....	Assistant, University of Louisville
1978-89 .....	Assistant, University of Georgia
1974-78 .....	Assistant, Florida State University
1973-74 .....	Assistant/Counselor, Leon County (Fla.) HS

### As a Player

1970-73 .....	Florida State University
---------------	--------------------------



*Larry Gay brings 22 years of Division I coaching experience to Danny Nee's staff, including seven seasons on Denny Crum's Louisville staff.*



# Cleo Hill, Jr.

## Assistant Coach Second Season

Cleo Hill enters his second season as an assistant coach on Danny Nee's staff. Hill came to Nebraska from Mount Zion Christian Academy

where he was an assistant coach for the previous two seasons.

In his first season, Hill helped the Huskers to their second consecutive 20-win season. Nebraska posted a 20-13 record, finished fifth in the Big 12 Conference and advanced to the NIT's second round.

In addition to his on-the-court duties at Nebraska, Hill recruits nationally for the Huskers, with an emphasis on the East Coast. In his first season, Hill's recruiting paid dividends for the Huskers. Nebraska landed a top 25 national class and one that was regarded among the Big 12's best. Included in the 1999 recruiting class was standout forward Kenny Booker, who played for Hill two seasons ago at Mount Zion. Booker will be counted on to play a key role in the Husker frontcourt as a freshman this winter.

While Hill is a newcomer to college coaching, he certainly knows Division I basketball talent. In the last seven seasons Mount Zion, located in Durham, N.C., has seen more than 35 of its players earn scholarships to Division I schools, including Booker and Mazyck. In addition, 1997 Mount Zion graduate Tracy McGrady went directly to the National Basketball Association and is entering his third season with the Toronto Raptors.

◆ *Cleo Hill coached the 1997 and 1998 seasons at Mount Zion Christian Academy in Durham, N.C. Mount Zion has had 35 players earn Division I scholarships in the past seven years.*

With Hill on staff for two years, Mount Zion posted records of 26-2 in 1996-97 and 26-5 in 1997-98 and became the first team in history to win the Reebok Holiday Prep Classic in back-to-back seasons.

Hill scouted all of Mount Zion's opponents and was in charge of organizing the team's offensive sets. In 1997, Hill served as Mount Zion's head coach during play in the adidas "Big Time" tournament in Las Vegas and also coached the school's 17 & Under AAU team.

Nee said Hill brings solid recruiting skills to Nebraska which has improved the Huskers' recruiting in the Eastern part of the country.

"Cleo Hill is very well connected in the basketball world and he can really help us with our recruiting on the East Coast. He also relates extremely well to young student-athletes."

Mount Zion Head Coach Joel Hopkins echoed Nee's assessment of Hill's coaching talents.

"Cleo comes from a rich basketball background," Hopkins said. "He is a very, very strong recruiter and he relates very well to today's young players. Nebraska has a hard worker and a fine man in the Cornhusker family."

Before his two seasons at Mount Zion, Hill served as an assistant coach at Orange (N.J.) High School from 1992-95. Hill, an Orange, N.J., native, received his bachelor's degree from North Carolina Central University in 1988. He played at North Carolina Central from 1984-88 and had a short professional career in Australia. Hill's father, Cleo, Sr., played for the NBA's Atlanta Hawks.


Hill was married to the former Renea Fike on June 6, 1998. She is a native of Durham, N.C. The couple has a seven-month-old daughter, Ciara Simone, who was born in April of 1999.

### Hill's Coaching File

1998-present .... Assistant, University of Nebraska  
1996-98 ..... Assistant, Mount Zion (N.C.) Christian Academy  
1992-95 ..... Assistant, Orange (N.J.) High School

### As a Player

1984-88 ..... North Carolina Central University



*Cleo Hill enters his second season on Danny Nee's Nebraska staff. Hill is one of the Huskers' primary recruiters and in his first season helped Nebraska to a top 25 national recruiting class.*





# Randy Roth

## Assistant Coach Third Season

Randy Roth enters his third year as an assistant coach at Nebraska and his 17th season as a collegiate assistant. Roth joined Coach Danny Nee's

Husker staff for the 1997-98 season and is the senior assistant on the Nebraska basketball coaching staff.

Roth came to Nebraska after five seasons on Randy Ayers' coaching staff at Ohio State. He handles the majority of NU's opponent scouting and film breakdown and serves as the Huskers' on-campus recruiting coordinator. He also directs Nebraska's summer basketball camps.

Roth's Ohio ties proved crucial to Nebraska's 1999 recruiting class. His Ohio prep contacts were a key to landing freshman forward Brian Conklin of Hubbard High in the Buckeye State.

In his first two seasons at Nebraska, Roth has helped direct the Huskers to a pair of 20-win campaigns. In 1997-98, the Huskers finished 20-12, made the NCAA Tournament and finished fourth in the Big 12. Last year, the Huskers were 20-13, fifth in the Big 12 and advanced to the second round of the NIT.

◆ *Randy Roth has recruited and coached seven student-athletes who went on to play in the NBA and one player who went on to the National Football League.*

Roth has assisted with the Husker defense each of the last two seasons. In 1998, NU limited opponents to 40 percent shooting from the floor, and last season NU foes hit 42 percent and the Huskers held 10 teams to 55 points or less.

At Ohio State, Roth handled the majority of Buckeyes' opponent scouting and also directed Ayers' summer basketball camps. Before his stint at Ohio State, Roth served as an assistant at Ohio University for three seasons, Butler University for two years and Akron for one season. Roth has coached seven players who went on to play in the NBA and former Ohio State forward Ricky Dudley, a fourth-year tight end for the NFL's Oakland Raiders.

Roth also served as OSU's on-campus recruiting coordinator and helped land some of the nation's top talent. Roth was instrumental in the Buckeyes' 1995 national top 10 recruiting class and also assisted in the recruitment of 1998 Big Ten Freshman of the Year Michael Redd, as well as Jason Singleton, Ken Johnson and Neshawn Coleman. Those four players were all key performers in Ohio State's run to the 1999 Final Four.


Roth and Nee first became associated when Nee was the head coach at Ohio University. Roth served as a graduate assistant during Nee's last two years as head coach at Ohio in 1985 and 1986. Roth then served as a Bobcat full-time assistant for three seasons after Nee came to Nebraska. During his five seasons in Athens, Ohio twice reached the NCAA Tournament and played in the NIT once.

The 39-year-old Ohio native began his coaching career at Logan (Ohio) High School during the 1982-83 season. He spent one season as an assistant at Eastern Arizona Junior College, where Eastern Arizona advanced to the NJCAA tournament final in Hutchinson, Kan.

Roth received his bachelor's degree in education from Ohio University in 1983 and his master's in higher education/athletic administration from Ohio in 1987. Randy and his wife, Jeanine, have a son, Connor Ray, 5, and a two-year-old daughter, Casey Faye.

## Roth's Coaching File

1998-present .... Assistant, University of Nebraska  
 1993-97 ..... Assistant, Ohio State University  
 1992 ..... Assistant, Akron University  
 1990-91 ..... Assistant, Butler University  
 1985-89 ..... Assistant, Ohio University  
 1984 ..... Assistant, Eastern Arizona Junior College  
 1983 ..... Assistant, Logan (Ohio) High School



Randy Roth enters his third season as an assistant at Nebraska and his 13th overall as a Division I assistant. Roth was an assistant for Danny Nee at Ohio in 1985-86.

## Nebraska Assistant Coaches (1926-99)

Amen, Paul, 1940-41	Iba, Moe, 1971-80
Armstrong, Charles, 1938, 1942-43	Johnson, Bill, 1996-97
Baack, Tom, 1978-86	Lewandowski, A.J., 1938-40
Bargen, Gary, 1987-95	Mitchem, Lynn, 1987-92
Carter, Tim, 1984	Porter, Lonnie, 1973-1977
Cipriano, Randy, 1982-86	Potter, Glenn, 1964-70
Farley, Doug, 1985-86	Reid, Arden, 1987-1989
Fisher, Morris, 1935-37	<b>Roth, Randy, 1997-present</b>
Gates, Bob, 1964-66	Sharpe, Tony, 1947-63
<b>Gay, Larry, 1st year</b>	Smith, Jeff, 1990-95
Hammond, John, 1981	Spoonhour, Charlie, 1982-83
Harshman, Dave, 1978	Stevens, Ed, 1967
Harrell, Bill, 1968-69	Stewart, Ron, 1980
<b>Hill, Cleo, 1998-present</b>	Williams, Jimmy, 1993-99
Howard, Scott, 1996-98	Whitehead, Milton "Bus", 1955
Hughes, Rex, 1970-72	<b>Note: Active coaches in bold.</b>

# Husker Basketball Staff



**Nick Joos**  
**Director of Basketball Operations**

Nick Joos is in his fifth season as Nebraska's Director of Basketball Operations and his 13th year overall at Nebraska. Joos worked in the NU sports information office for eight years before moving to his new position in

the summer of 1995.

A native of West Des Moines, Iowa, Joos graduated from Iowa State University in 1987 with a bachelor's degree in journalism and mass communications. He was a student assistant in the Cyclone sports information office from 1982-87.

Joos is responsible for all basketball related administrative duties, including scheduling, equipment, team travel and budgeting. He has directed major redesign projects of the Husker locker room, coaches offices and ready room and was responsible for the new Devaney Center floor design three seasons ago. Joos also coordinated the purchase of a new state-of-the-art video system for the basketball office a year ago and upgraded it again this year. He has been a consultant on a number of issues in the Devaney Center improvement project.

Joos worked three NCAA Final Fours, two U.S. Olympic Festivals (1989-1990) and the 1991 Pan Am Games for the USOC. Formerly a CoSIDA member, Joos has served on the organization's publications, NCAA legislation liaison and Academic All-American committees. He and his wife, Jill, have a son, Christopher, 16, and a three-year-old daughter, Jenna.



**Mike Gooding**  
**Men's Basketball Trainer**

Mike Gooding is in his fifth season with the NU athletic department as an assistant athletic trainer and his fifth year as the men's basketball trainer. Gooding received his master's degree in exercise science and physical education from Arizona State in

1995. During the summers of 1997 and 1998, Gooding traveled throughout Europe as the head basketball trainer for the International Association for the Advancement of Athletes. He received his bachelor's degree in kinesiology and graduated with the highest of honors from Sheldon (Ill.) High School.



**Ellen Shutts**  
**Coach Nee's Secretary**

Ellen Shutts is in her 13th year as secretary to Head Coach Danny Nee, and her 20th at the University of Nebraska. Before moving into the men's basketball office, Ellen was a secretary for UNL Student Union's Food Department. Ellen and her husband, Rob,

are the parents of a daughter, Erin, 18, a freshman at the University of Tulsa, and a son, Ryan, 16, a junior at Norris High School.



*Jen Beale*  
*Manager*



*Jeff Benda*  
*Manager*



*Brady Bergmeyer*  
*Office Assistant*




*April Clark*  
*Office Assistant*



*Chad Grossnicklaus*  
*Student Trainer*



*Jason Heffelfinger*  
*Video Assistant*



*Mike Heinemann*  
*Head Manager*



*Steve Hinerman*  
*Video Assistant*



*Jessica Lauby*  
*Office Assistant*



*Dennis LeBlanc*  
*Assoc. AD/Academic Programs/Student Services*



*Kyle Schumann*  
*Manager*



*Dr. Jack Stark*  
*Performance Psychologist*



*Jay Terry*  
*Equipment Manager*



*Chad Wade*  
*Devaney Center Asst. Strength Coach*



*Jaden Yuken*  
*Manager*



# Bill Byrne

## Director of Athletics Seventh Year

When Director of Athletics Bill Byrne came to the University of Nebraska in 1992, he had a vision. His plan was to balance the budget; provide a stable financial base to build successful programs into the next millennium; provide complete and integrated services for Husker student-athletes; improve NU's aging facilities for the benefit of student-athletes and fans; and make Nebraska the best athletic program in the nation. He has pursued that vision with passion.

In Byrne's seventh year in Lincoln, Nebraska is among the nation's best in all sports. The Huskers have ranked among the top 15 in the Sears Directors' Cup in each of the last five years with a school-best fourth-place showing in 1996-97. Byrne won't rest until the Huskers are No. 1.

Improving facilities to pave the way to success has been a priority. Facility upgrades were not only needed to recruit the nation's top athletes, but to provide improved fan amenities and fan safety. The 1999 season unveiled NU's biggest project yet, the \$36.1 million Memorial Stadium Improvement Project, which includes much more than just 42 Skyboxes and a press facility. Most impressively, the project provides a sound financial base for the future. Memorial Stadium improvements began with the addition of two HuskerVision replay boards in 1994, allowing Nebraska to become the first collegiate-owned venue to feature replay boards for its fans. Memorial Stadium was renovated to include an expanded training room, improved locker rooms, a new public address system, expanded restrooms, improved concession areas and improved seating for disabled fans. Complete waterproofing and concrete repair will continue throughout the stadium into the next decade.



Byrne's goal is to make Nebraska the nation's top intercollegiate program. During his tenure, the Huskers have won six national championships.

Facility updates will not end with the football program. The Bob Devaney Sports Center will receive more than \$7.9 million in improvements, including the addition of HuskerVision screens. The project also includes improved fan amenities, better seating for disabled fans and a complete upper concourse renovation with a Hall of Honor, Husker timeline and other exhibits commemorating a century of NU athletics. Other improvements to Devaney under Byrne's watch include a new locker room for women's staff, a new roof over the pool area, remodeling of the central concessions area, a new weight room, new women's basketball locker room and a passenger elevator.

The track and field program will benefit from a \$2.9 million indoor track renovation at the Devaney Center next year, and a \$2 million Ed Weir Outdoor Track Project, which will be completed in the fall of 1999. In 1998-99, the Abbott Sports Soccer Complex received a new press facility, which helped secure a home game in the NCAA Women's Soccer Championships for the third consecutive season. The women's rifle program also kicked off its first season with a new shooting range. In 1997-98, the NU Softball Complex received a new press box and exit plaza. The NU Coliseum received a new volleyball ready room, and new infield turf was installed at Buck Beltzer Baseball Stadium, which is next in line for major renovations.

Over the past five years, the Athletic Ticket Office relocated to the Stadium Drive Parking Garage, along with the Huskers Authentic retail store, and the Athletic Marketing and Development offices moved to the South Stadium Office Building. Improvements and reorganization of the offices within the athletic department have helped make Nebraska more user-friendly and better utilizes Byrne's plan of "one-stop shopping" for fans and student-athletes. He also reorganized Nebraska's fund-raising efforts and started an integrated marketing and licensing program, which quickly took its place among the top five revenue-generating programs in the country.

Byrne orchestrated the improvements while balancing the budget. NU had a \$2.5 million deficit when Byrne arrived in 1992. While operating on a \$36 million budget, the deficit is gone and the athletic program now provides more than \$40 million in economic impact to the Lincoln community each year.

He has made just seven coaching hires in the last six years, but his knack for recognizing young, charismatic talent is evident. Byrne hired Dan Kendig in 1994 for women's gymnastics (advanced to the NCAA Championships in four of the last five seasons); women's soccer coach John Walker in 1994 (participated in NCAA tournament last three years, including the Elite Eight in 1996); Paul Sanderford for women's basketball in 1997 (earned NCAA tournament berths both years); Bill Straub for women's bowling in 1997 (won the national title in 1999); Dave Van Horn to lead the baseball program in 1998 (won school's first conference tournament championship in 1999, and earned first NCAA regional berth since 1985); football coach Frank Solich in 1997 (posted Nebraska's 30th consecutive nine-win season and earned school's 30th straight bowl berth in 1998); and Karen Anthony for women's rifle in 1998 (competed in inaugural season in 1999).

During Byrne's tenure in Lincoln, Nebraska became only the second school in NCAA history to win three national football titles in a four-year span. He has helped increase Nebraska's conference-leading athletic program to 24 sports with the ad-



Grandsons Davis (left) and Nicholas (right) Byrne are Bill and Marilyn's pride and joy.



## Husker Athletics Under Byrne's Leadership

Since Bill Byrne took over as Nebraska's Director of Athletics in January of 1993, the Husker Athletic Department has undergone widespread change and several major facility improvements and additions. Below are a few highlights of Byrne's tenure at Nebraska.

### Facility Improvements/Renovations

\* Memorial Stadium Improvements—expanded training room, new locker rooms, expanded restrooms, improved concession areas and disabled seating, a new media facility, HuskerVision instant replay boards, a new public address system and the addition of 42 skyboxes.

\* Bob Devaney Sports Center Improvements—for 1999-2000 season, the addition of two HuskerVision replay boards, new sound and lighting systems, Hall of Honor and other concourse improvements.

\* Approval for a new baseball/softball complex in conjunction with the City of Lincoln and a private donor

\* Construction of a new outdoor track for the 2000 season and plans for a new indoor track facility at the Bob Devaney Sports Center

### Sports Additions

\* Nebraska offers a Big 12-leading 24 sports, including women's soccer, women's bowling and women's rifle, all of which have been added by Byrne. The bowling team won the national championship in 1999, while the Husker soccer team has played in the last three NCAA Tournaments.

### Hiring Success

\* Byrne is responsible for seven coaching hires as Nebraska's Director of Athletics. Those coaches have already accounted for a national championship, 10 conference titles, 12 NCAA appearances and a bowl game.

### Administrative Excellence

\* Byrne has helped increase Nebraska's annual donations 320 percent since taking the job in 1993. 1999-2000 donations to the athletic department total nearly \$8 million.

\* Named the 1999 Central Region/NACDA Continental Athletic Director of the Year

ditions of women's soccer (1994), women's bowling (1997-98) and women's rifle (1998-99) and has been a strong supporter of complying with Title IX without hurting Nebraska's century-old men's programs. In the past six years, Byrne has promoted three women to senior administrative positions. In fact, Nebraska is the only school in the nation with a woman in charge of football operations and one of just five Division I football schools to have a woman directing its Sports Information department.

He has continued to make great strides in helping Nebraska improve its rank among the nation's elite, even though the Huskers entered the powerful Big 12 Conference in 1996. During the 1998-99 season, Nebraska:

- recorded its fifth consecutive top-15 finish in the Sears Directors' Cup standings with a 12th-place showing in Division I.
- won four Big 12 championships (volleyball, soccer, women's gymnastics and baseball).
- finished in the top 20 nationally in 12 sports, including football, volleyball, women's soccer, wrestling, men's and women's gymnastics, softball, men's and women's swimming and diving, women's outdoor track and field, men's golf and women's bowling.

Byrne has worked tirelessly to establish close ties with the NU community and Husker fans and has canvassed the state visiting with boosters to learn the needs of all Husker fans. In conjunction with the rest of the NU administration, Byrne arranged to use the Husker football and basketball networks to promote causes and concerns important to the university community, including the institution's increased role in research.

Byrne was hired to replace legendary coach and athletic director Bob Devaney on June 26, 1992, becoming the 11th Nebraska Director

of Athletics after 10 successful years at the University of Oregon. Highly respected among his peers, Byrne was named the Central Region NACDA/Continental Athletic Director of the Year along with being recognized by the American Football Coaches Association in 1999. Byrne was vice-president and secretary-treasurer of the College Football Association and has served on the NCAA Special Committee on Marketing and Licensing and the Committee on Special Events.

Byrne is recognized as a national leader in collegiate athletics and continues to make an aggressive effort to place conference officials on key NCAA committees to represent Big 12 institutions. In 1999, he served as the chairman of the Big 12 Conference Board of Athletic Directors and has had an active voice in conference planning.

Before coming to Nebraska, Byrne became one of the youngest directors of athletics in Division I, assuming the top job at Oregon in May 1984. He established fund-raising offices in Portland and southern Oregon and set up a full-time marketing and promotions operation, which blossomed to encompass the Oregon Sports Network for statewide in-house production of Ducks games on radio and television. Byrne led the \$19 million fund drive that resulted in new homes for the Oregon's football team and athletic offices. He was responsible for the construction of a new press box, sky suites and total renovation of Autzen Stadium in 1991. Two years later, the facility's Hall of Champions was dedicated in Byrne's honor.

Byrne served as president of the National Association of Collegiate Directors of Athletics (NACDA) in 1991-92, and is currently in his eighth year on the NACDA Executive Committee. He was also chairman of the Pac-10 Conference Executive Committee and was the National Athletic Fundraisers Association National Fundraiser of the Year.

Byrne grew up in Idaho and attended Idaho State. He was the student body president and received bachelor's and master's degrees in business from Idaho State in 1967 and 1971. Before going to Oregon in 1982, he was assistant athletic director at San Diego State (1980-82), executive director of the New Mexico Lobo Club (1976-79) and director of alumni relations at Idaho State (1971-76).

Byrne's wife, Marilyn, is the dean of graduate studies in educational leadership at Doane College and earned her Ph.D. in higher education administration from NU. The Byrnes have two sons and two grandsons. Greg and Regina Byrne and their sons, Nicholas, 4, and Davis, 2, live in Junction City, Ore., where Greg is an associate athletic director at Oregon State. Bill and Marilyn's other son, Bill, is a division manager for Visa in its world-wide computer center located in San Mateo, Calif.



The Byrne family (back row from left): Marilyn and Bill; (front row from left) Greg, Nicholas, Regina, Bill, Jr., and Davis.

## Dr. James Moeser

### Chancellor, University of Nebraska-Lincoln



James Moeser became the chancellor of the University of Nebraska-Lincoln on Feb. 1, 1996. He holds the rank of professor of music. Since arriving, Moeser (pronounced MEE-zer) has promoted an ambitious agenda. He has emphasized undergraduate education,

keeping Nebraska's best students in Nebraska. He is working to increase the rigor of Nebraska's undergraduate curriculum while improving student recruitment and retention. He is especially interested in expanding the Honors Program with more courses, scholarships and residential learning experiences.

His second goal is to build world-class programs in areas Nebraska has identified strengths. He promotes efficient business practices to generate savings to be channeled into potentially pre-eminent programs.

Moeser is committed to developing the character and values of students. He believes the university's role is not to dictate those

#### Nebraska's Chancellors

1871-1876	--	Allen R. Benton
1876-1882	--	Edmund B. Farfield
1884-1889	--	Irvin J. Manatt
1891-1895	--	James H. Canfield
1895-1899	--	George E. MacLean
1900-1908	--	E. Benjamin Andrews
1908-1927	--	Samuel Avery
1927-1938	--	E.A. Burnett
1938-1946	--	Chauncey S. Boucher
1947-1953	--	R.G. Gustavson
1953-1954	--	John K. Selleck
1954-1968	--	Clifford Hardin
1968-1971	--	Joesph Soshnik
1972-1975	--	James H. Zumberge
1975-1976	--	Adam C. Breckenridge
1976-1980	--	Roy A. Young
1980-1981	--	Robert H. Rutford
1981-1991	--	Martin A. Massengale
1991-1995	--	Graham B. Spanier
1995-1996	--	Joan R. Leitzel*
1996-present	--	James Moeser

\*interim

gistinguished professorship. He was appointed Dean of the College of Arts and Architecture at Penn State in 1986 and was executive director of University Arts Services in charge of Penn State's cultural programs. He became Vice President for Academic Affairs and Provost at South Carolina in 1992.

Born and raised in Texas, Moeser earned a bachelor of music degree with honors in 1961 and a master's of music in 1964 from Texas at Austin. He completed advanced study in Berlin and Paris under a Fulbright grant and earned a doctor of musical arts from Michigan in 1967. He has an international reputation as a concert organist and concertized until 1993. He was president of the American Guild of Organists and vice president from 1986 to 1990.

Chancellor Moeser's wife, Susan Dickerson Moeser, also holds a doctor of musical arts degree and is a faculty member in the UNL School of Music with an active concert organ schedule. Moeser is the father of two children.

## Josephine Potuto, J.D.

### Institutional Representative



Josephine Potuto, the Richard H. Larson Professor of Constitutional Law, became Nebraska's eighth institutional representative to the NCAA on May 15, 1997.

Along with her duties as Nebraska's faculty representative, Potuto begins a three-year term on the NCAA Infractions Committee. She was secretary and vice chairwoman of the rules governance committee of the university's NCAA certification committee, is a member of the academic senate's intercollegiate athletics committee and chairs the athletic department's NCAA Legislation Committee.

Potuto is an advisor to the Uniform Law Commissioners Committee to draft a sports agent statute and recently filed a brief in a gender equity case on behalf of several coaches associations, including the College Football Coaches Association, Gymnastics Coaches Association and the Track Coaches Association.

Potuto teaches constitutional procedure and criminal law, and she also teaches a course in sports law. She joined the Nebraska law faculty as an assistant professor in 1974. Potuto was named to the Larson professorship in 1988 and has been a faculty member at NU's

#### Nebraska's Faculty Reps

1931-46	--	T.J. Thompson
1947-58	--	Earl Fullbrook
1959-64	--	Charles S. Miller
1965-68	--	Merk Hobson
1969-70	--	John R. Davis
1971-82	--	Keith L. Broman
1982-97	--	James O'Hanlon
1997-present	--	Josephine Potuto

Center of Children, Family and the Law since 1987. She has been a visiting professor of law at the University of Arizona, Rutgers University, the Cardozo College of Law at New York's Yeshiva University, the University of Oregon, the University of North Carolina and Seton Hall University.

While on sabbatical during the 1983-84 academic year, Potuto was an assistant prosecutor in Essex County (Newark), N.J. She has also spent five of the last eight summers working in the prosecutor's office in Morris County, N.J.


Potuto is a member of the bar for the U.S. Supreme Court, the U.S. Court of Appeals for the Third Circuit, U.S. District Court and state bars in Nebraska and New Jersey. She is the author of three books and several articles. Potuto was the project director for the Uniform Law Commissioners Sentencing and Corrections Act. She also was the drafter for the Nebraska Supreme Court Committee to Draft Criminal Jury Instructions.

Potuto earned her bachelor's degree in journalism at Rutgers' Douglass College in 1967, then earned her master's degree in English literature at Seton Hall in 1971. She received her juris doctorate at the Rutgers Law College in 1974.

# University of Nebraska Board of Regents and Administration



Dr. L. Dennis Smith,  
President, Univ. of Nebraska



Robert M. Allen  
Hastings



Don S. Blank, D.D.S.  
McCook



Chuck Hassebrook  
Walthill



Drew Miller, Ph.D.  
Papillion



Nancy L. O'Brien, Ph.D.  
Waterloo



Kent Schroeder, J.D.  
Kearney



Rosemary Skrupa, J.D.  
Omaha




Charles S. Wilson, M.D.  
Lincoln



Holley Hatt  
UN-Kearney



Steve Volin  
UN-Medical Center



Andrew Schuerman  
UN-Lincoln



Jon Schradar  
UN-Omaha



# The University of Nebraska Athletic Staff



**Jeff Abele**  
Assistant Sports  
Information Director



**Dr. Lonnie Albers**  
Director of  
Athletic Medicine



**John Anderson**  
Director of Ticket  
Operations



**John Archer**  
West Stadium  
Strength Coach



**Mike Arthur**  
Assistant Director of  
Athletic Performance



**Aaron Babcock**  
Assistant Sports  
Information Director



**Bryan Bailey**  
Coordinator of  
Reconditioning



**Gary Bergen**  
Director of  
Compliance



**Jon Barnett**  
HuskerVision  
Engineer



**Theresa Becker**  
Assistant Compliance  
Director



**Cindy Benda**  
Assistant Athletic  
Trainer



**Brad Brown**  
Assistant Athletic  
Trainer



**Don Bryant**  
Sports Information  
Director Emeritus



**Bob Burton**  
Assoc. A.D., Compliance,  
Sports Administration



**Craig Busboom**  
Business Services  
Manager



**Courtney Carter**  
Assistant West Stadium  
Strength Coach



**Dr. Pat Clare**  
Chief of Staff,  
Orthopedic Surgeon




**Heidi Cuca**  
Director of Marketing



**Rodger DeGarmo**  
Bob Devaney Sports  
Center Strength Coach



**Cyndee Drake**  
Interim Manager  
Huskies Authentic



**Tom Dufresne**  
Assistant Trainer



**Dr. Robert Dugas**  
Team Orthopedist



**Jan Eby**  
Bill Byrne's  
Secretary



**Dave Ellis**  
Coordinator of  
Performance Nutrition



**Boyd Epley**  
Assistant A.D., Director  
of Athletic Performance



**Gary Fouraker**  
Associate A.D.,  
Business & Finance



**Randy Gobel**  
Assistant Director of  
Athletic Performance



**Jeff Griesch**  
Assistant Sports  
Information Director



**Frauke Hachtmann**  
Marketing  
Media Coordinator



**Kirk Hartman**  
HuskerVision Video  
Production Specialist

# The University of Nebraska Athletic Staff



**Dr. Tom Heiser**  
Team Physician,  
Orthopedist



**Dr. Barbara Hibner**  
Associate A.D., Senior  
Woman Administrator



**Robert Hicks**  
Academic Counselor,  
Coord. of Univ. Programs



**Butch Hug**  
Director of Events



**John Ingram**  
Director of Facilities



**J.J. Jurgens**  
HuskerVision  
Production Specialist



**Kathy Kent**  
Event Management  
Specialist



**Sandra Kinoshita**  
Academic Counselor,  
Coord. of Multicultural Prog.



**Shot Kleen**  
HuskerVision  
Chief Engineer



**Lisa Kopecky**  
Asst. Coordinator  
Performance Nutrition



**Beth Kuchta**  
Academic Counselor,  
Coord. of Special Programs



**Doug Lillie**  
Devaney Center  
Superintendent



**Shamus McKnight**  
Assistant Sports  
Information Director



**Paul Meyers**  
Director of Athletic  
Development



**Brad Nachtigal**  
Event Management  
Specialist



**Danny Noonan**  
Coordinator of  
Performance Education



**Doak Ostergard**  
Associate Head Athletic  
Trainer, ATC



**Al Papik**  
Senior Associate A.D.,  
Emeritus



**Kim Schellpeper**  
Academic Counselor, Coord.  
of Learning Develop. Prog.



**Jeff Schmahl**  
Director of HuskerVision



**Rick Schwieger**  
Development Officer



**Joe Selig**  
Sr. Associate A.D.,  
External Operations



**Dr. Scott Strasburger**  
Team Physician,  
Orthopedist



**Russ Svoboda**  
Interim Director  
of Licensing



**Barry Swanson**  
Marketing  
Coordinator



**Bud Synhorst**  
Development  
Officer



**Karen Underwood**  
Skybox Director



**Jerry Weber**  
Head Trainer,  
Associate Director  
of Athletic Medicine



**Doug Wright**  
Development  
Officer



**Keith Zimmer**  
Asst. Dir. of Academic  
& Student Services

# The Danny Nee Show



Join Nebraska Head Coach Danny Nee and host Rich Roberts throughout the 1999-2000 basketball season for the inside scoop on Husker Hoops. Coach Nee will review action from the previous week and look forward to upcoming games. The Danny Nee Show also includes features on Nebraska players and trivia contests for Husker fans. Tune in to the Danny Nee Show on your local stations, beginning Saturday, Nov. 27.

## The Danny Nee Show

Rich Roberts of Omaha's KMTV is in his 10th year as the show's host and will be joined by KOLN-KGIN Sports Director Scott Kilbury. The half-hour show is produced by HuskerVision. Check local listing for dates and times of the show on the following stations in the area:


Station	Coverage Area	Scheduled Time
KOLN/KGIN .....	Lincoln/Grand Island .....	11:30 a.m., Saturday
KMTV .....	Omaha .....	11 a.m., Saturday
Metro Sports .....	Kansas City .....	TBA
Cable One .....	Sioux City, Iowa .....	7:30 p.m., Wednesday
Lakes TV Cable .....	Northwest Iowa .....	TBA
KSTF .....	Scottsbluff .....	10:30 a.m., Saturday
KNOP .....	North Platte .....	Noon, Saturday
KMEG .....	Sioux City, Iowa .....	6:30 a.m., Saturday

## The Danny Nee Radio Show

In addition to his weekly television show, Nee also has a weekly call-in show broadcast statewide on the Nebraska Radio Network. Tune in each Monday evening from 6-7 p.m., as Coach Nee and host Jim Rose, of Lincoln's KLIN, keep Husker fans updated on Nebraska Basketball and give the fans an opportunity to chat with Danny Nee. You can hear the show each week, beginning on Monday, Nov. 8 on your local Nebraska Radio Network affiliate or on the internet at

*huskerwebcast.com*





NEBRASKA  
5

THE  
OPPONENTS

# 1999-2000 Nebraska Month-by-Month Schedule

Sunday	Monday	Tuesday	Wednesday	Thursday	Friday	Saturday
14	15	16	Sport Tours Int'l. (Exhibition) 7:05 p.m. Devaney Center	17	18	19
			<b>November</b>			
21	Eastern Illinois 7:05 p.m. Devaney Center		24	25	vs. Southern Miss "Hoop & Quill Classic", 9:20 p.m. St. Charles, Mo.	Evansville/ Northwestern 4/9 p.m. St. Charles, Mo.
Final Round "Hoop & Quill Classic", TBA St. Charles, Mo.				26	Ameritas Western Carolina 6:30 p.m. Devaney Center	Classic Columbia/ Monmouth 6/8:30 p.m. Devaney Center
28			<b>December</b>		1	2
5			8	at Creighton 7 p.m. Omaha, Neb.	9	Pittsburgh 1:05 p.m. Devaney Center
12	13	14	15	16	17	Las Vegas Showdown vs. Arizona 8:30 p.m. (ESPN2) Las Vegas, Nev.
19	San Francisco 7:05 p.m. Devaney Center	20	21	22	23	24
26	27	28	29	30	Minnesota 1:05 p.m. Devaney Center	1
2	3	Pacific 7:05 p.m. Devaney Center	4	5		
			<b>January</b>		at Kansas State 7:05 p.m. Manhattan, Kan.	
9	10	11	Iowa State 7:05 p.m. Devaney Center	12	at Kansas 8:05 p.m. (ESPN+) Lawrence, Kan.	
						15

# 1999-2000 Nebraska Month-by-Month Schedule

Sunday	Monday	Tuesday	Wednesday	Thursday	Friday	Saturday				
16	17	18	Texas Tech 7:05 p.m. Devaney Center	19	20	21	Baylor 1:05 p.m. Devaney Center	22		
23	24	at Texas 8:05 p.m. (ESPN+) Austin, Texas	25	26	27	28	Kansas State 7:05 p.m. Devaney Center	29		
30	at Iowa State 7 p.m. Ames, Iowa	31	1	2	3	4	Missouri 12:45 p.m. (ESPN+) Devaney Center	5		
6	7	at Colorado 8 p.m. Boulder, Colo.	8	9	 <p>Marcus Fizer - Iowa State</p>		at Iowa State 7 p.m. Ames, Iowa	12		
13	Oklahoma 8 p.m. (ESPN2) Devaney Center	14	15	16			at Oklahoma St. 6 p.m. Stillwater, Okla. (ESPN)	19		
20	 <p>Desmond Mason - Oklahoma State</p>		Kansas 8 p.m. (ESPN+) Devaney Center	22			23	Colorado 12:45 p.m. (ESPN+) Devaney Center	26	
27			at Missouri 7 p.m. Columbia, Mo.	28			29	at Texas A&M 12:45 p.m. (ESPN+) College Station, Texas	4	
5			7	8			Phillips 66 Big 12 Tournament Kemper Arena Kansas City, Mo.	9	Phillips 66 Big 12 Tournament Kemper Arena Kansas City, Mo.	10
Phillips 66 Big 12 Tournament Kemper Arena Kansas City, Mo.	12	13	14	NCAA Tournament First Round	15	NCAA Tournament First Round	16	NCAA Tournament Second Round	17	18

**February**

**March**



# Eastern Illinois Panthers

7:05 p.m. ♦ Tuesday, November 23, 1999 ♦ Bob Devaney Sports Center ♦ Lincoln, Neb.

## Panther Schedule/Results

### 1999-2000 Schedule

Nov. 21	at Iowa
Nov. 23	at Nebraska
Nov. 29	Illinois College
Dec. 2	at Middle Tennessee State
Dec. 4	at Tennessee Tech
Dec. 7	Butler
Dec. 11	at Western Illinois
Dec. 19	at Indiana State
Dec. 23	Arkansas State
Dec. 30	at Evansville
Jan. 6	Austin Peay
Jan. 8	Tennessee State
Jan. 13	at Murray State
Jan. 15	at Tennessee-Martin
Jan. 18	Middle Tennessee State
Jan. 22	at Southeast Missouri State
Jan. 27	Eastern Kentucky
Jan. 29	Morehead State
Feb. 3	at Austin Peay
Feb. 5	at Tennessee State
Feb. 8	Tennessee Tech
Feb. 10	Murray State
Feb. 12	Tennessee-Martin
Feb. 16	St. Francis College
Feb. 19	Southeast Missouri State
Feb. 24	at Eastern Kentucky
Feb. 26	at Morehead State
Feb. 29-	Ohio Valley Conference
March 5	Tournament @ Nashville, Tenn.


### 1998-99 Results (13-16, 8-10)

W, 80-54	Missouri-Baptist
W, 70-63	Indiana State
W, 56-55	at Loyola (Chicago)
L, 49-62	at Purdue
L, 59-67	at Tennessee State
L, 67-80	at Austin Peay
L, 66-85	Evansville
W, 85-72	Western Illinois
L, 67-70	at Illinois
W, 73-72	at Hawaii*
L, 74-78	Northern Arizona*
L, 65-76	at Illinois State
W, 86-82	Morehead State
W, 71-56	Eastern Kentucky
W, 68-63	at Tennessee Tech
W, 75-73	at Middle Tennessee State
W, 72-63	Tennessee State
L, 75-83 (ot)	Tennessee-Martin
L, 73-86	Murray State
L, 70-81	Southeast Missouri State
L, 82-84	at Morehead State
L, 73-75	at Eastern Kentucky
W, 74-70	Austin Peay
W, 74-70	Tennessee Tech
W, 72-62	Middle Tennessee State
L, 81-87	at Tennessee-Martin
L, 89-94 (2ot)	at Murray State
L, 70-92	at Southeast Missouri State
L, 57-78	at Southeast Missouri State**

\*-Hawaii Nike Festival, Honolulu, Hawaii  
\*\*-Ohio Valley Tournament



Rick Samuels  
Head Coach



Kyle Hill  
Guard

### General Information

Location: Charleston, Ill.  
Enrollment: 11,777  
Founded: 1895  
Nickname: Panthers  
Colors: Blue and Gray  
Conference: Ohio Valley Conference  
Home Arena: Lantz Gym (5,300)  
President: Dr. Carol D. Surles  
Director of Athletics: Dr. Richard McDuffie

### Coaching Staff

Head Coach: Rick Samuels  
(Chadron State, 1970)  
Career Record: 275-270 in 19 years  
Record at Eastern Illinois: same  
Samuels vs. NU: 0-3  
Basketball Office Phone: (217) 581-2511  
Best time to reach Samuels: Weekday mornings  
Assistant Coaches: David Cason, Steve Weemer, Mike Church  
Basketball Trainer: Clayton Kistler

### Sports Information

SID Contact: Dave Kidwell  
Office Phone: (217) 581-6408  
Home Phone: (217) 345-4166  
E-Mail Address: csdak@eiu.edu  
SID FAX Number: (217) 581-6434  
Press Row Phone: (217) 581-5135  
Web Site Address: www.eiu.edu/~sprinfo/  
SID Mailing Address: Lantz Gym, Eastern Illinois University, Charleston, IL 61920

### Key Media Contacts

Local Beat Writer  
Brian Nielsen, Charleston-Times Courier  
(217) 345-7025

### Radio Network

Play-by-Play Announcer: Mike Bradd  
Color Announcer: Jack Ashmore  
Flagship Station/Address: WCBH-FM,  
Effingham, IL 62401

### Panther Outlook

1998-99 Record: 13-16, 8-10 in Ohio Valley  
(tie, 7th)  
Final 1999 National Ranking: none  
1999 Postseason Play: none  
Lettermen Returning/Lost: 7/4  
Starters Returning/Lost: 2/3  
Series with NU (last meeting): Nebraska leads,  
3-0 (1992-93)

### Top Returnees

Name	Pos.	Ht.	Wt.	Yr.	Pts.	Reb.
Kyle Hill	G	6-2	176	Jr.	16.6	4.3
Marc Polite	F	6-5	190	Sr.	14.3	3.3
John Smith	C	6-7	250	Sr.	7.0	3.8
Merve Joseph	F	6-4	197	Jr.	6.1	5.7
Michael Forrest	G	6-3	193	Sr.	5.1	2.2
Luke Sharp	F	6-8	215	So.	3.1	2.4

### Top Newcomers

Name	Pos.	Ht.	Wt.	Yr.
Rod Henry	G	6-3	170	Fr.
Craig Lewis	G	6-1	170	Fr.

### Key Losses

Name	Pos.	Ht.	Pts.	Reb.
Jack Owens	G	6-0	11.7	3.8
Greg Ktistou	G	6-0	4.6	1.1
Michael Shaver	C	6-10	3.8	2.7
Keith Hibbler	F	6-6	2.9	4.1



# Southern Mississippi Golden Eagles

9:20 p.m. ♦ Friday, November 26, 1999 ♦ Family Arena ♦ St. Charles, Mo. ♦ "Hoop & Quill Classic"



James Green  
Head Coach



Vandarel Jones  
Center

## Key Media Contacts

**Local Beat Writer**  
Tim Dougherty, Hattiesburg American  
(601) 584-3107

**Radio Network:** Mississippi Radio Network  
**Play-by-Play Announcer:** John Cox  
**Address:** Box 5017  
Hattiesburg, MS 39406  
**Phone:** (601) 266-5017  
**Color:** TBA

## Golden Eagle Outlook

**1998-99 Record:** 14-16, 6-10 in Conference  
USA (tie 7th)  
**Final 1999 National Ranking:** none  
**1999 Postseason Play:** none  
**Lettermen Returning/Lost:** 5/6  
**Starters Returning/Lost:** 1/4  
**Series with NU (last meeting):** So. Miss leads,  
1-0 (1986-87)

### Top Returnees

Name	Pos.	Ht.	Wt.	Yr.	Pts.	Reb.
Vandarel Jones	C	6-9	230	Sr.	6.8	7.0
Earl Flowers	G	6-1	175	Sr.	5.8	1.3
Carlos Booker	C	6-11	210	Sr.	5.5	5.0
Mel Cauthen	G	6-0	170	Jr.	5.0	2.4
Kilavorus Thompson	F	6-6	210	Jr.	2.7	2.9

### Top Newcomers

Name	Pos.	Ht.	Wt.	Yr.
Marlon Carter	F	6-6	215	So.
Carl Henderson	F	6-8	230	Jr.
David Wall	F	6-5	225	Jr.

### Key Losses

Name	Pos.	Ht.	Pts.	Reb.
Neil Reed	G	6-2	18.1	3.2
Anthony Richards	F/C	6-7	9.3	4.4
Art Stapleton	G	6-3	7.9	2.7
Kevin Winn	G	6-3	2.4	2.4

## General Information

**Location:** Hattiesburg, Miss.  
**Enrollment:** 14,000  
**Founded:** 1910  
**Nickname:** Golden Eagles  
**Colors:** Black and Gold  
**Conference:** Conference USA  
**Home Arena:** Green Coliseum (8,095)  
**President:** Dr. Horace Fleming  
**Athletic Director:** Richard Giannini

## Coaching Staff

**Head Coach:** James Green (Mississippi, 1983)  
**Career Record:** 48-42 in three years  
**Record at Southern Miss:** same  
**Green vs. NU:** first meeting  
**Basketball Office Phone:** (601) 266-6355  
**Best time to reach Green:** Mornings  
**Assistant Coaches:** Robbie Laing, Jeff Norwood,  
Kyle Roane  
**Basketball Trainer:** Dustin Hall

## Sports Information

**SID Contact:** M.R. "Regiel" Napier  
**Office Phone:** (601) 266-4503  
**Home Phone:** (601) 268-7777  
**E-Mail Address:** Regiel.Napier@usm.edu  
**SID FAX Number:** (601) 266-4507  
**Press Row Phone:** (601) 266-4507  
**Web Site Address:** www.athletics.usm.edu  
**SID Mailing Address:** Box 5161,  
Hattiesburg, MS 39406-5161



**SOUTHERN  
MISS**

## Golden Eagle Schedule/Results

### 1999-2000 Schedule

Nov. 20	Alcorn State
Nov. 26-28	"Hoop & Quill Classic"*
Nov. 26	Nebraska*
Nov. 27	Northwestern/Evansville*
Nov. 28	Murray State/Rutgers/ Valparaiso/Mississippi St.*
Nov. 30	New Orleans
Dec. 4	at South Alabama
Dec. 7	at Louisiana-Monroe
Dec. 11	at Louisiana-Lafayette
Dec. 21	Troy State
Dec. 27	Jackson State
Dec. 30	at Auburn
Jan. 5	Houston
Jan. 8	at Louisville
Jan. 15	Tulane
Jan. 19	at UAB
Jan. 22	at South Florida
Jan. 29	Memphis
Jan. 31	Centenary
Feb. 2	Marquette
Feb. 5	at Tulane
Feb. 9	UNC-Charlotte
Feb. 12	at Memphis
Feb. 16	Saint Louis
Feb. 19	UAB
Feb. 23	at Cincinnati
Feb. 26	South Florida
March 1	at Houston
March 4	at DePaul
March 8-11	Conference USA Tournament @ Memphis, Tenn.

\*-"Hoop & Quill Classic", St. Charles, Mo.

### 1998-99 Results (14-16, 6-10)

W, 57-51	Southwestern Louisiana
W, 56-43	South Alabama
W, 61-60	Hofstra*
L, 75-86	Illinois State*
W, 51-48 (ot)	Virginia Commonwealth*
L, 63-64	Jackson State
L, 47-56	at Southwestern Louisiana
W, 67-44	Nicholls State
W, 81-61	Mississippi Valley State
W, 77-40	Northeast Louisiana
W, 70-63	at Northern Iowa
W, 60-54	at Memphis
L, 76-79 (ot)	at Virginia Commonwealth
W, 56-49	at Tulane
L, 57-64	at Houston
L, 52-54	Cincinnati
W, 60-58	South Florida
L, 61-68	at UNC Charlotte
W, 74-57	Houston
L, 64-65	at Oklahoma State
L, 60-74	Memphis
L, 60-68	at Saint Louis
L, 50-63	at UAB
L, 61-68	Tulane
L, 57-72	at South Florida
L, 64-65	DePaul
L, 61-70	UAB
W, 59-50	at Marquette
W, 59-58	Louisville
L, 75-83	UNC-Charlotte**

\*-Honolulu Shootout, Honolulu, Hawaii

\*\*-Conference USA Tournament, Birmingham, Ala.

# 1999 "Hoop & Quill Classic"

Friday-Sunday ♦ Nov. 26-28 ♦ Family Arena ♦ St. Charles, Mo.

## Tournament Bracket



## Evansville Purple Aces

Possible Opponent ♦ 4/9 p.m. ♦ Saturday, November 27

### General Information

Location: Evansville, Ind.  
Enrollment: 2,578  
Founded: 1854  
Nickname: Purple Aces  
Colors: Purple, orange and white  
Conference: Missouri Valley  
Home Arena: Roberts Stadium (12,300)  
President: Dr. James Vinson  
Athletic Director: Laura Tietjen



### Coaching Staff

Head Coach: Jim Crews (Indiana, 1976)  
Career Record: 255-160 in 14 years  
Record at Evansville: same  
Crews vs. NU: 0-1  
Assistant Coaches: Lennox Forrester, Kirk Sarff, Marty Simmons

### Sports Information

SID Contact: Bob Boxell  
Office/Home Phone: (812) 479-2285/(812) 925-7592  
E-Mail Address: bb33@evansville.edu  
SID FAX Number: (812) 479-2090  
Press Row Phone: (812) 479-2001, 2002  
Web Site Address: www.evansville.edu

### Purple Aces Outlook

1998-99 Record: 23-10, 13-5 in Missouri Valley (1st)  
1999 Postseason Play: NCAA Tournament, lost to Kansas in first round  
Lettermen Returning/Lost: 9/2  
Starters Returning/Lost: 4/1  
Top Returnees: Craig Snow (F, 6-7, 220, Jr., 13.4 ppg, 5.7 rpg)  
Kwame James (C, 6-8, 255, Sr., 9.4 ppg, 3.6 rpg)  
Series vs. Nebraska (last meeting): Tied, 1-1 (1985-86)

## Northwestern Wildcats

Possible Opponent ♦ 4/9 p.m. ♦ Saturday, November 27

### General Information

Location: Evanston, Ill.  
Enrollment: 7,400  
Founded: 1851  
Nickname: Wildcats  
Colors: Purple and white  
Conference: Big Ten  
Home Arena: Welsh-Ryan Arena (8,117)  
President: Henry S. Bienen  
Athletic Director: Rick Taylor



### Coaching Staff

Head Coach: Kevin O'Neill (McGill, 1979)  
Career Record: 185-172 in 13 years  
Record at Northwestern: 25-31 in two years  
O'Neill vs. NU: first meeting  
Assistant Coaches: Bob Beyer, Billy Schmidt, Steve Evans

### Sports Information

SID Contact: Kyle Coughlin  
Office/Home Phone: (847) 491-7503/(847) 492-8895  
E-Mail Address: k-coughlin@nwu.edu  
SID FAX Number: (847) 491-8818  
Press Row Phone: (847) 491-8852/8853  
Web Site Address: www.nusports.com

### Wildcat Outlook

1998-99 Record: 15-14, 6-10 in Big Ten (8th)  
1999 Postseason Play: NIT, lost to DePaul in first round  
Lettermen Returning/Lost: 8/5  
Starters Returning/Lost: 3/2  
Top Returnees: Steve Lepore (G/F, 6-5, 200, So., 8.1 ppg, 3.7 rpg)  
David Newman (G, 5-11, 165, So., 7.6 ppg, 1.8 rpg)  
Series vs. Nebraska (last meeting): Nebraska leads, 2-1 (1976-77)



# Mississippi State Bulldogs

Possible Opponent ♦ TBA ♦ Sunday, November 28

## General Information

Location: Starkville, Miss.  
Enrollment: 16,047  
Founded: 1878  
Nickname: Bulldogs  
Colors: Maroon and white  
Conference: Southeastern Conference  
Home Arena: Humphrey Coliseum (10,500)  
President: Dr. Malcolm Portera  
Athletic Director: Larry Templeton



## Coaching Staff

Head Coach: Rick Stansbury (Campbellsville, 1982)  
Career Record: 20-13 in one year  
Record at Mississippi State: same  
Stansbury vs. NU: first meeting  
Assistant Coaches: Robert Kirby, Greg Carter, Bill Ball

## Sports Information

SID Contact: David Rosinski  
Office/Home Phone: (662) 325-2703/(662) 324-0497  
E-Mail Address: rosinski@athletics.msstate.edu  
SID FAX Number: (662) 325-3654  
Press Row Phone: (662) 325-3776  
Web Site Address: www.msstate.edu/athletics

## Bulldog Outlook

1998-99 Record: 20-13, 8-8 in SEC (tie 3rd, West Division)  
1999 Postseason Play: NIT, lost to Colorado State in first round  
Lettermen Returning/Lost: 8/5  
Starters Returning/Lost: 2/3  
Top Returnees: Tang Hamilton (F, 6-7, 215, Jr., 11.3 ppg, 5.7 rpg)  
Todd Myles (G, 6-4, 175, Sr., 4.9 ppg, 3.3 apg)  
Series vs. Nebraska (last meeting): MSU leads, 1-0 (1995-96)

# Rutgers Scarlet Knights

Possible Opponent ♦ TBA ♦ Sunday, November 28

## General Information

Location: New Brunswick, NJ  
Enrollment: 33,583  
Founded: 1766  
Nickname: Scarlet Knights  
Colors: Scarlet  
Conference: Big East Conference  
Home Arena: Louis Brown Athletic Center (8,500)  
President: Dr. Francis L. Lawrence  
Athletic Director: Robert E. Mulcahy III



## Coaching Staff

Head Coach: Kevin Bannon (St. Peter's, 1979)  
Career Record: 309-179 in 17 years  
Record at Rutgers: 33-28 in two years  
Bannon vs. NU: first meeting  
Assistant Coaches: Tod Kowalczyk, Dan Hurley, Walt Townes

## Sports Information

SID Contact: John Beisser  
Office/Home Phone: (732) 445-4200/(732) 752-3632  
E-Mail Address: jbeisser@rci.rutgers.edu  
SID FAX Number: (732) 445-3063  
Press Row Phone: (732) 445-4200  
Web Site Address: athletics.rutgers.edu

## Scarlet Knight Outlook

1998-99 Record: 19-13, 9-9 in Big East (6th)  
1999 Postseason Play: NIT, lost to Clemson in second round  
Lettermen Returning/Lost: 7/5  
Starters Returning/Lost: 3/2  
Top Returnees: Jeff Greer (F, 6-5, 180, Jr., 11.2 ppg, 4.5 rpg)  
Dahntay Jones (F/G, 6-5, 210, So., 10.7 ppg, 4.1 rpg)  
Series vs. Nebraska (last meeting): first meeting

# Murray State Racers

Possible Opponent ♦ TBA ♦ Sunday, November 28

## General Information

Location: Murray, Ky.  
Enrollment: 8,900  
Founded: 1922  
Nickname: Racers  
Colors: Navy and gold  
Conference: Ohio Valley Conference  
Home Arena: Regional Special Events Center (8,600)  
President: Dr. Kern Alexander  
Athletic Director: E.W. Dennison



## Coaching Staff

Head Coach: Tevester Anderson (Arkansas AM&N, 1962)  
Career Record: 27-6 in one year  
Record at Murray State: same  
Anderson vs. NU: first meeting  
Assistant Coaches: Jim Hatfield, Chris Woolard

## Sports Information

SID Contact: Steve Parker  
Office/Home Phone: (270) 762-4271/(270) 753-4195  
E-Mail Address: steve.parker@murraystate.edu  
SID FAX Number: (270) 762-6814  
Press Row Phone: (270) 762-6811  
Web Site Address: www.murraystate.edu/sports

## Racer Outlook

1998-99 Record: 27-6, 16-2 in Ohio Valley (1st)  
1999 Postseason Play: NCAA Tournament, lost to Ohio St. in first round  
Lettermen Returning/Lost: 8/3  
Starters Returning/Lost: 4/1  
Top Returnees: Isaac Spencer (F, 6-6, Sr., 16.0 ppg, 7.1 rpg)  
Aubrey Reese (G, 6-0, Sr., 14.7 ppg, 5.0 rpg)  
Series vs. Nebraska (last meeting): Murray St. leads, 1-0 (1990-91)

# Valparaiso Crusaders

Possible Opponent ♦ TBA ♦ Sunday, November 28

## General Information

Location: Valparaiso, Ind.  
Enrollment: 3,677  
Founded: 1859  
Nickname: Crusaders  
Colors: Brown and gold  
Conference: Mid-Continent Conference  
Home Arena: Athletics-Recreation Center (4,500)  
President: Dr. Alan Harre  
Athletic Director: Dr. William Steinbrecher



## Coaching Staff

Head Coach: Homer Drew (William Jewell, 1966)  
Career Record: 436-278 in 23 years  
Record at Valparaiso: 167-156 in 11 years  
Drew vs. NU: first meeting  
Assistant Coaches: Scott Drew, Steve Flint, Mark Morefield

## Sports Information

SID Contact: Bill Rogers  
Office/Home Phone: (291) 464-6953/(219) 477-4605  
E-Mail Address: Bill.Rogers@valpo.edu  
SID FAX Number: (219) 464-5762  
Press Row Phone: (219) 548-1502  
Web Site Address: www.valpo.edu/athletics

## Crusader Outlook

1998-99 Record: 23-9, 10-4 in Mid-Continent (tie, 1st)  
1999 Postseason Play: NCAA Tournament, lost to Maryland in first round  
Lettermen Returning/Lost: 10/4  
Starters Returning/Lost: 4/1  
Top Returnees: Lubos Barton (F, 6-7, 210, So., 13.8 ppg, 5.6 rpg)  
Ivan Vujic (F, 6-10, 240, Sr., 10.6 ppg, 6.0 rpg)  
Series vs. Nebraska (last meeting): Nebraska leads, 2-0 (1920-21)

# 13th Annual Ameritas Classic

Friday-Saturday ♦ December 3-4, 1999 ♦ Bob Devaney Sports Center ♦ Lincoln, Neb.

## 1999 Tournament Pairings

Friday: 6:30 p.m. -- Nebraska vs. Western Carolina  
8:30 p.m.--Monmouth vs. Columbia  
Saturday: 6 p.m. -- Consolation  
8:30 p.m. -- Championship

## Previous Tournament Results

1987

**First Round (8,803)**                      **Finals (10,526)**  
Nebraska 71, Lehigh 66                      3rd-Lehigh 72, Ball State 64  
Ohio State 64, Ball State 42                      1st-Ohio State 72, **Nebraska** 63  
**All-Tournament Team:** Jay Burson, Ohio State, MVP; Jerry Francis, Ohio State; **Derrick Vick, Nebraska;** Daren Queenan, Lehigh; Derrick Wesley, Ball State

1988

**First Round (9,233)**                      **Finals (10,159)**  
Nebraska 90, North Texas 84                      3rd-North Texas 82, Army 79 (OT)  
San Jose State 84, Army 74                      1st-**Nebraska** 90, San Jose St. 76  
**All-Tournament Team:** Pete Manning, Nebraska, MVP; Clifford Scales, Nebraska; Steve Haney, San Jose State; Steve Rotherth, Army; Ronnie Morgan, North Texas

1989

**First Round (7,705)**                      **Finals (9,427)**  
Nebraska 117, Harvard 79                      3rd-Air Force 73, Harvard 71  
Pepperdine 82, Air Force 75                      1st-**Nebraska** 104, Pepp. 100  
**All-Tournament Team:** Rich King, Nebraska, MVP; Clifford Scales, Nebraska; Tom Lewis, Pepperdine; Shann Ferch, Pepperdine; Raymond Dudley, Air Force

1990

**First Round (10,524)**                      **Finals (11,982)**  
NU 113, Tenn. Tech 92                      3rd-Ala. State 92, Tenn. Tech 83  
Bowling Green 94, Ala. St. 80                      1st-**Nebraska** 99, B. Green 85  
**All-Tournament Team:** Carl Hayes, Nebraska, MVP; Rich King, Nebraska; Van Usher, Tennessee Tech; Clinton Venable, Bowling Green; Steve Rogers, Alabama State

1991

**First Round (11,253)**                      **Finals (11,339)**  
Nebraska 91, Texas A&M 68                      3rd-Texas A&M 69, Del. State 67  
E. Wash. 102, Del. State 68                      1st-**Nebraska** 102, E. Wash. 67  
**All-Tournament Team:** Dapreis Owens, Nebraska, MVP; Chris Cresswell, Nebraska; Eric Piatkowski, Nebraska; Miguel Johnson, Eastern Washington; David Edwards, Texas A&M; Tyrone Boger, Delaware State

1992

**First Round (11,873)**                      **Finals (12,023)**  
Nebraska 108, Colgate 76                      3rd-Colgate 76, Idaho State 68  
Kent 81, Idaho State 73                      1st-**Nebraska** 85, Kent 61  
**All-Tournament Team:** Eric Piatkowski, Nebraska, MVP; Derrick Chandler, Nebraska; Rod Koch, Kent; Greg Holman, Kent; Darren Brown, Colgate; Jim Potter, Idaho State

1993

**First Round (11,202)**                      **Finals (11,022)**  
Nebraska 94, Ohio 68                      3rd-Ohio 68, Navy 50  
Portland 94, Navy 93                      1st-**Nebraska** 111, Portland 85  
**All-Tournament Team:** Eric Piatkowski (MVP), Nebraska; Erick Strickland, Nebraska; Bruce Chubick, Nebraska; T.J. Hall, Navy; Gary Trent, Ohio; Matt Houle, Portland

1994

**First Round (10,061)**                      **Finals (10,075)**  
NU 96, Morehead St. 55                      3rd-Morehead St. 86, So. Miss 77  
Idaho State 79, So. Miss. 76                      1st-**Nebraska** 98, Idaho St. 72  
**All-Tournament Team:** Erick Strickland (MVP), Nebraska; Jaron Boone, Nebraska; Tom Wald, Nebraska; Shabaka Lands, Idaho State; Glen Whisby, Southern Miss; Tyrone Boardley, Morehead State

1995

**First Round (8,978)**                      **Finals (9,033)**  
NU 82, Ga. Southern 59                      3rd-Pepperdine 69, Ga. Southern 59  
Grambling St. 69, Pepperdine 62                      1st-**Nebraska** 96, Grambling St. 80  
**All-Tournament Team:** Jaron Boone (MVP), Nebraska; Erick Strickland, Nebraska; Duane Goebel, Georgia Southern; Will Weir, Pepperdine; Claude Coleman, Grambling State; James Hannah, Grambling State

1996

**First Round (7,875)**                      **Finals (8,323)**  
NU 88, Coppin State 72                      3rd-Coppin State 69, Colgate 59  
Bowling Green 87, Colgate 75                      1st-**Nebraska** 73, Bowling Green 68  
**All-Tournament Team:** Tyronn Lue (MVP), Nebraska; Mikki Moore, Nebraska; Cookie Belcher, Nebraska; Antonio Daniels, Bowling Green; Terquin Mott, Coppin State; Adonal Foyle, Colgate

1997

**First Round (7,665)**                      **Finals (7,405)**  
NU 85, UNC Wilmington 68                      3rd-UNC Wilmington 65, Cornell 49  
Grambling State 53, Cornell 49                      1st-**Nebraska** 85, Grambling State 48  
**All-Tournament Team:** Tyronn Lue (MVP), Nebraska; Venson Hamilton, Nebraska; Cookie Belcher, Nebraska; Kenny Haynes, Grambling State; Mark Byington, UNC Wilmington; Derek Kruse, Cornell.

1998

**First Round (5,776)**                      **Finals (6,259)**  
NU 63, SW Texas State 54                      3rd-Davidson 68, SW Texas State 64  
Colgate 67, Davidson 64                      1st-**Nebraska** 60, Colgate 48  
**All-Tournament Team:** Venson Hamilton (MVP), Nebraska; Cookie Belcher, Nebraska; Cary Cochran, Nebraska; Pat Campolieta, Colgate; Jeff Foster, Southwest Texas State; Davor Halbauer, Davidson



The 1996 Ameritas Classic featured a number of talented players. The all-tournament team consisted of three Huskers, MVP Tyronn Lue, Mikki Moore and Cookie Belcher. The other three members of the team were Bowling Green's Antonio Daniels (left), Coppin State's Terquin Mott (back left) and Colgate's Adonal Foyle (back right). Daniels and Foyle were both selected in the first eight picks in the 1997 NBA Draft.

## Ameritas Classic Records

### Individual, Game

**Points**--39, Raymond Dudley, Air Force, vs. Harvard, 1989  
**Field Goals**--13, Daren Queenan, Lehigh, vs. Ball State, 1987; Steve Rogers, Alabama State, vs. Tennessee Tech, 1990  
**FG Attempts**--30, Raymond Dudley, Air Force, vs. Harvard, 1989  
**3-Point Goals**--7, Chris Cresswell, Nebraska, vs. Texas A&M, 1991  
**3-Point Attempts**--14, Roy Williams, Delaware State, vs. Eastern Washington, 1991  
**Free Throws**--15, Steve Rothert, Army, vs. San Jose State, 1988  
**FT Attempts**--16, Steve Rothert, Army, vs. San Jose State, 1988; Dapreis Owens, Nebraska, vs. Eastern Washington, 1991  
**Rebounds**--19, Ronnie Morgan, North Texas, vs. Nebraska, 1988; Gary Trent, Ohio, vs. Navy, 1993  
**Assists**--14, Jeff Bowling, Air Force, vs. Pepperdine, 1989  
**Blocks**--7, Derrick Chandler, Nebraska, vs. Eastern Washington, 1991  
**Steals**--7, Van Usher, Tennessee Tech, vs. Nebraska, 1990; Venson Hamilton, Nebraska vs. Colgate, 1998

### Individual, Tournament

**Points**--70, Raymond Dudley, Air Force, 1989  
**Field Goals**--23, Daren Queenan, Lehigh, 1987; Steve Rogers, Alabama State, 1990  
**FG Attempts**--58, Raymond Dudley, Air Force, 1989  
**3-Point Goals**--11, Raymond Dudley, Air Force, 1989  
**3-Point Attempts**--24, Raymond Dudley, Air Force, 1989  
**Free Throws**--23, Tyrone Boger, Delaware State, 1991  
**FT Attempts**--28, Tyrone Boger, Delaware State, 1991  
**Rebounds**--32, Gary Trent, Ohio, 1993  
**Assists**--23, Jeff Bowling, Air Force, 1989  
**Blocks**--10, Derrick Chandler, Nebraska, 1991  
**Steals**--12, Van Usher, Tennessee Tech, 1990

## Ameritas Classic Top Performers

**Jay Burson, Ohio State**--1987 Ameritas MVP, 28 points in championship game victory over Nebraska  
**Clifford Scales, Nebraska**--Two-time Ameritas Classic All-Tourney Team  
**Rich King, Nebraska**--Two-time Ameritas Classic All-Tourney Team  
**Eric Piatkowski, Nebraska**--Three-time Ameritas Classic All-Tournament Team, Two-time MVP (1992, 1993)  
**Erick Strickland, Nebraska**--Three-time Ameritas Classic All-Tournament Team, 1994 MVP  
**Jaron Boone, Nebraska**--Two-time Ameritas All-Tourney Team, 1995 MVP  
**Antonio Daniels, Bowling Green**--Averaged 22.5 points and eight assists in two 1996 Ameritas Classic games  
**Adonal Foyle, Colgate**--Averaged 27 points and 18 rebounds in two 1996 Ameritas Classic games  
**Tyrone Lue, Nebraska**--Two-time Ameritas Classic MVP (1996, 1997), Averaged 21 points per game in four Ameritas wins in '96 and '97  
**Cookie Belcher, Nebraska**--Three-time Ameritas Classic All-Tournament team ('96, '97, '98)

### Team, Game

**Points**--117, Nebraska, vs. Harvard, 1989  
**Field Goals**--45, Nebraska, vs. Tennessee Tech, 1990  
**FG Attempts**--88, Nebraska, vs. Tennessee Tech, 1990  
**FG Percentage**--.723, Nebraska vs. UNC Wilmington, 1997  
**3-Point Goals**--11, Pepperdine, vs. Nebraska, 1989  
**3-Point Attempts**--31, Delaware State, vs. Eastern Washington, 1991  
**3-Point Percentage**--.600, Nebraska, vs. Texas A&M, 1991  
**Free Throws**--38, Nebraska, vs. Pepperdine, 1989  
**FT Attempts**--48, Nebraska, vs. Pepperdine, 1989  
**Free Throw Percentage**--.900, Ball State, vs. Lehigh, 1987 (9-10)  
**Rebounds**--68, Nebraska, vs. Tennessee Tech, 1990  
**Assists**--35, Nebraska, vs. Bowling Green, 1990  
**Blocks**--10, Nebraska, vs. North Texas, 1988  
**Steals**--17, Nebraska, vs. Tennessee Tech, 1990

# 13th Annual Ameritas Classic





# Western Carolina Catamounts

6:30 p.m. ♦ Friday, December 3, 1999 ♦ Bob Devaney Sports Center ♦ Lincoln, Neb. ♦ Ameritas Classic

## Catamount Schedule/Results

### 1999-2000 Schedule

Nov. 19	at Southeast Missouri State
Nov. 21	at Missouri
Nov. 23	Lees-McRae
Nov. 27	Anderson
Dec. 1	UNC-Asheville Ameritas Classic*
Dec. 3	Nebraska*
Dec. 4	Columbia/Monmouth*
Dec. 11	Queen's (NC)
Dec. 18	at Northwestern
Dec. 21	at Mercer
Dec. 30	at North Carolina State
Jan. 3	at Chattanooga
Jan. 8	at Wofford
Jan. 10	The Citadel
Jan. 15	UNC Greensboro
Jan. 17	at Davidson
Jan. 22	East Tennessee State
Jan. 24	Appalachian State
Jan. 29	at Georgia Southern
Jan. 31	at East Tennessee State
Feb. 5	at Virginia Military
Feb. 7	Furman
Feb. 12	Davidson
Feb. 14	at UNC Greensboro
Feb. 19	Virginia Military
Feb. 21	College of Charleston
Feb. 26	at Appalachian State
March 2-5	Southern Conference Tournament @ Greenville, S.C.

\*-Ameritas Classic, Lincoln, Neb.

### 1998-99 Results (8-21, 2-14)

L, 46-113	at Maryland
L, 56-82	at Clemson
W, 86-74	Anderson
L, 51-102	at Oklahoma*
L, 54-73	Arkansas-Little Rock*
L, 41-84	at Tennessee
L, 54-90	at Arkansas
W, 92-78	Newberry
W, 80-66	Tennessee Wesleyan
L, 48-77	at College of Charleston
L, 54-67	Chattanooga
L, 48-77	at East Tennessee State
W, 64-63	at UNC Greensboro
L, 72-91	VMI
W, 97-81	Tusculum
L, 59-96	at Davidson
L, 59-77	at Appalachian State
L, 73-85	at VMI
W, 61-57	Georgia Southern
L, 66-74	East Tennessee State
L, 55-73	Davidson
L, 68-79	at Furman
L, 85-90	Wofford
L, 82-86	at The Citadel
L, 55-68	Appalachian State
L, 50-68	UNC Greensboro
W, 67-64	Wofford**
W, 82-77	Davidson**
L, 49-80	College of Charleston**

\*-Sooner Holiday Classic, Norman, Okla.  
\*\*-Southern Conference Tournament



Phil Hopkins  
Head Coach



Dondrell Whitmore  
Forward

## General Information

**Location:** Cullowhee, N.C.  
**Enrollment:** 6,700  
**Founded:** 1889  
**Nickname:** Catamounts  
**Colors:** Purple and Gold  
**Conference:** Southern  
**Home Arena:** Ramsey Center (7,826)  
**Chancellor:** Dr. John W. Bardo  
**Director of Athletics:** Larry L. Travis

## Coaching Staff

**Head Coach:** Phil Hopkins  
 (Gardner-Webb, 1972)  
**Career Record:** 51-62 in four years  
**Record at Western Carolina:** same  
**Hopkins vs. NU:** first meeting  
**Basketball Office Phone:** (828) 227-7338  
**Best time to reach Hopkins:** mornings  
**Assistant Coaches:** Terry Rogers, Chad Dollar  
**Basketball Trainer:** Brian Franklin

## Sports Information

**SID Contact:** Jody Jones  
**Office Phone:** (828) 227-7171  
**Home Phone:** (828) 631-2920  
**E-Mail Address:** jjones@wpoff.wcu.edu  
**SID FAX Number:** (828) 727-7688  
**Press Row Phone:** (828) 227-7171  
**Web Site Address:** www.wcu.edu  
**SID Mailing Address:** Ramsey Center-Athletics,  
 Cullowhee, NC 28723

## Key Media Contacts

**Local Beat Writer**  
 Sean Coughlin, Asheville Citizen-Times  
 (800) 800-4204, ext. 5886

**Radio Network:** Catamount Sports Network  
**Play-by-Play Announcer:** Gary Ayers  
**Color Announcer/Contact:** Steve White  
**Address:** PO Box 2464, Cullowhee, NC 28723  
**Phone:** (828) 293-5785

## Catamount Outlook

**1998-99 Record:** 8-21, 2-14 in Southern  
 Conference (6th, North Division)  
**Final 1999 National Ranking:** none  
**1999 Postseason Play:** none  
**Lettermen Returning/Lost:** 7/6  
**Starters Returning/Lost:** 3/2  
**Series with NU (last meeting):** first meeting

### Top Returnees

Name	Pos.	Ht.	Wt.	Yr.	Pts.	Reb.
Dondrell Whitmore	F	6-6	200	Sr.	13.6	7.2
Casey Rogers	G	6-0	170	So.	12.9	3.7
Corey Largent	F	6-6	200	So.	9.2	3.4
Colin Kearns	C	6-9	245	So.	2.2	3.1
Todd Seibert	C	6-9	235	Jr.	2.1	2.0

### Top Newcomers

Name	Pos.	Ht.	Wt.	Yr.
Ricky Gandy	G	6-4	175	Jr.
Kori Hatcher	G	6-1	160	Fr.
Jarvis Hayes	G	6-6	200	Fr.
Jonas Hayes	F	6-6	200	Fr.

### Key Losses

Name	Pos.	Ht.	Pts.	Reb.
Michael Plavich	G	6-0	10.0	1.7
Michael Green	C	6-9	7.5	5.4
Joey Bryson	F	6-5	7.2	4.4
Stacy Ervin	G	6-3	2.6	0.2



# Columbia Lions

6/8:30 p.m. ♦ Saturday, December 4, 1999 ♦ Bob Devaney Sports Center ♦ Lincoln, Neb. ♦ Ameritas Classic



Armond Hill  
Head Coach



Craig Austin  
Forward

## General Information

Location: New York, N.Y.  
Enrollment: 4,700  
Founded: 1754  
Nickname: Lions  
Colors: Columbia Blue and white  
Conference: Ivy League  
Home Arena: Levien Gymnasium (3,400)  
President: Dr. George Rupp  
Athletic Director: Dr. John A. Reeves

## Coaching Staff

Head Coach: Armond Hill (Princeton, 1985)  
Career Record: 34-70 in four years  
Record at Columbia: same  
Hill vs. NU: first meeting  
Basketball Office Phone: (212) 854-3419  
Best time to reach Hill: through SID  
Assistant Coaches: Paul Lee, Bill Johnson, Lyman Casey  
Basketball Trainer: Sean Thomas

## Sports Information

SID Contact: Todd Kennedy  
Office Phone: (212) 854-2534  
Home Phone: (212) 678-0776  
E-Mail Address: tk149@columbia.edu  
SID FAX Number: (212) 854-8168  
Press Row Phone: (212) 854-2534  
Web Site Address: www.columbia.edu  
SID Mailing Address: MC 1914, Dodge Fitness Center, 3030 Broadway, New York, NY 10027

## Key Media Contacts

Local Newspaper  
New York Newsday (718) 575-2551

Radio Network  
Station: WKCR  
Sports Director: Mike Scheinkman

## Lion Outlook

1998-99 Record: 10-16, 5-9 in Ivy League (6th)  
Final 1999 National Ranking: none  
1999 Postseason Play: none  
Lettermen Returning/Lost: 5/5  
Starters Returning/Lost: 1/4  
Series with NU (last meeting): Nebraska leads, 1-0 (1988-89)

### Top Returnees

Name	Pos.	Ht.	Wt.	Yr.	Pts.	Reb.
Craig Austin	F	6-5	200	So.	6.3	2.0
Mike McBrien	F/C	6-8	200	So.	5.6	4.3
Joe Case	F	6-8	205	So.	2.3	1.4
Michael Merley	C	6-7	230	Jr.	2.2	1.8
Victor Munoz	G	6-0	185	So.	1.9	0.5

### Top Newcomers

Name	Pos.	Ht.	Wt.	Yr.
Treg Duerksen	G	6-4	190	Jr.
Egan Hill	G/F	6-3	190	Fr.
Jaime Irvine	F	6-5	180	Fr.
Brad Johnson	G	6-1	175	Fr.
Billy Raftery	F	6-3	170	Fr.
Chris Wiedemann	C	6-9	230	Fr.

### Key Losses

Name	Pos.	Ht.	Pts.	Reb.
Gary Raimondo	G	6-2	17.2	5.9
Justin Namolik	F	6-6	11.3	3.4
Erik Crep	F	6-7	9.9	2.6
Abe Yasser	G	6-2	4.8	4.0

## Lion Schedule/Results

### 1999-2000 Schedule

Nov. 20	Lafayette
Nov. 23	at Duke
Nov. 27	Stevens Tech
Nov. 30	at Quinnipiac
Dec. 3-4	Ameritas Classic*
Dec. 3	Monmouth*
Dec. 4	Nebraska/Western Carolina*
Dec. 8	at Stony Brook
Dec. 11	Lehigh
Dec. 13	at Seton Hall
Dec. 29	vs. Davidson**
Dec. 30	Stanford/New Hampshire**
Jan. 9	at Army
Jan. 15	Cornell
Jan. 22	at Cornell
Jan. 28	Pennsylvania
Jan. 29	Princeton
Feb. 4	at Dartmouth
Feb. 5	at Harvard
Feb. 11	Brown
Feb. 12	Yale
Feb. 18	at Princeton
Feb. 19	at Pennsylvania
Feb. 25	at Yale
Feb. 26	at Brown
March 3	Harvard
March 4	Dartmouth

\*-Ameritas Classic, Lincoln, Neb.

\*\*-Stanford Tournament, Palo Alto, Calif.

### 1998-99 Results (10-16, 5-9)

W, 56-53	at Holy Cross
W, 69-58	New Jersey Tech
L, 52-54	Quinnipiac
L, 55-71	at St. John's
L, 66-67	Vermont
L, 64-75	Colgate
L, 49-84	at Rutgers
W, 61-50	Army
W, 67-61	Stony Brook
L, 61-81	at Lafayette
L, 45-74	at UNLV
W, 69-49	at Lehigh
L, 54-58	Dartmouth
W, 72-62	Harvard
L, 47-63	at Cornell
W, 76-65	Cornell
L, 40-46	Princeton
L, 51-67	Pennsylvania
W, 67-63	at Brown
L, 48-60	at Yale
L, 63-68	at Harvard
L, 61-66	at Dartmouth
W, 56-53	Yale
W, 71-69	Brown
L, 48-87	at Pennsylvania
L, 52-88	at Princeton



# Monmouth Hawks

6/8:30 p.m. ♦ Saturday, December 4, 1999 ♦ Bob Devaney Sports Center ♦ Lincoln, Neb. ♦ Ameritas Classic

## Hawk Schedule/Results

### 1999-2000 Schedule

Nov. 20	at Princeton
Nov. 23	at Miami, Fla.
Nov. 30	Drexel
	<b>Ameritas Classic*</b>
Dec. 3	Columbia*
Dec. 4	Western Carolina/Nebraska*
Dec. 6	at DePaul
Dec. 11	Albany
Dec. 18	Rider
Dec. 22	at St. Peter's
Jan. 8	Mt. St. Mary's
Jan. 10	Maryland-Baltimore County
Jan. 15	at Wagner
Jan. 17	at Sacred Heart
Jan. 19	Farleigh Dickinson
Jan. 22	at St. Francis (N.Y.)
Jan. 24	at Long Island
Jan. 29	Quinnipiac
Jan. 31	Central Connecticut
Feb. 3	St. Francis (Pa.)
Feb. 5	Robert Morris
Feb. 10	at Central Connecticut
Feb. 12	at Quinnipiac
Feb. 17	Long Island
Feb. 19	St. Francis (N.Y.)
Feb. 22	at Farleigh Dickinson
Feb. 24	at Mt. St. Mary's
Feb. 26	at Maryland-Baltimore County


\*-Ameritas Classic, Lincoln, Neb.

### 1998-99 Results (5-21, 5-15)

L, 61-63	Sacred Heart
L, 44-62	at Boston College
L, 58-73	at Drexel
L, 36-63	Princeton
L, 59-65	Quinnipiac
L, 68-77	St. Francis (N.Y.)
L, 66-75	at Rider
L, 69-81	St. Peter's
L, 65-74	at Robert Morris
L, 56-69	at St. Francis (Pa.)
L, 78-79	at St. Francis (N.Y.)
L, 61-79	Long Island
L, 71-75	Farleigh Dickinson
L, 57-66	Central Connecticut
L, 48-68	Maryland-Baltimore County
L, 53-74	at Wagner
L, 67-72	at Mt. St. Mary's
L, 58-62	at UMBC
L, 59-75	at Long Island
W, 66-61	Wagner
W, 75-71	Mt. St. Mary's
W, 69-66	at Central Connecticut
W, 85-61	at Quinnipiac
L, 39-56	at Farleigh Dickinson
L, 70-72	Robert Morris
W, 94-82	St. Francis (Pa.)



Dave Calloway  
Head Coach



Quin Hayes  
Forward

## General Information

**Location:** West Long Branch, NJ  
**Enrollment:** 5,300  
**Founded:** 1933  
**Nickname:** Hawks  
**Colors:** Royal Blue and White  
**Conference:** Northeast  
**Home Arena:** Boylan Gymnasium (2,500)  
**President:** Dr. Rebecca Stafford  
**Director of Athletics:** Dr. Marilyn McNeil

## Coaching Staff

**Head Coach:** Dave Calloway  
 (Monmouth, 1991)  
**Career Record:** 8-31 in two years  
**Record at Monmouth:** same  
**Calloway vs. NU:** first meeting  
**Basketball Office Phone:** (732) 571-7584  
**Best time to reach Calloway:** Weekday mornings  
**Assistant Coaches:** Mark Calzonetti, Geoff Billett, Ron Krayl  
**Basketball Trainer:** Fran Raggazino

## Sports Information

**SID Contact:** Mike Scala  
**Office Phone:** (732) 571-4447  
**Home Phone:** (732) 695-0004  
**E-Mail Address:** mscala@mondec.monmouth.edu  
**SID FAX Number:** (732) 571-3535  
**Press Row Phone:** (732) 571-3677  
**Web Site Address:** www.monmouth.edu  
**SID Mailing Address:** Cedar Avenue,  
 West Long Branch, NJ 07764-1898

## Key Media Contacts

**Local Beat Writer**  
 Tony Graham, Asbury Park Press  
 (732) 922-4416

**Radio Network**  
**Play-by-Play Announcer:** Matt Leach  
**Color Announcer:** Scott O'Neill  
**Flagship Station/Address:** WMCX 88.9 FM  
 West Long Branch, NJ 07764-1898

## Hawk Outlook

**1998-99 Record:** 5-21, 5-15 in Northeast (11th)  
**Final 1999 National Ranking:** none  
**1999 Postseason Play:** none  
**Lettermen Returning/Lost:** 6/5  
**Starters Returning/Lost:** 1/4  
**Series with NU (last meeting):** first meeting

## Top Returnees

Name	Pos.	Ht.	Wt.	Yr.	Pts.	Reb.
Quin Hayes	F	6-6	205	Sr.	6.9	2.7
Steve Bridgemohan	F/C	6-8	225	So.	4.0	3.1
Raheem Carter	G	6-3	195	So.	3.8	1.3
Sean Collins	G	6-2	190	Sr.	3.0	1.7
Cameron Milton	G	6-3	185	So.	1.9	1.1

## Top Newcomers

Name	Pos.	Ht.	Wt.	Yr.
Russell Anderson	F	6-6	210	Fr.
Tim Benoit	G	6-2	180	Fr.
Gerry Crosby	F	6-5	205	Jr.
Jay Dooley	F	6-6	210	Jr.
Rahsaan Johnson	G	6-3	185	So.

## Key Losses

Name	Pos.	Ht.	Pts.	Reb.
Alpha Bangura	F	6-6	18.0	5.5
Maurice Williams	G	6-3	9.3	2.6
Andre Williams	F	6-5	8.8	4.7
Aaron Faulkner	G	6-3	6.4	1.9
Joe Potkay	F/C	6-6	4.0	3.2





# Creighton Bluejays

7 p.m. ♦ Thursday, December 9, 1999 ♦ Civic Auditorium ♦ Omaha, Neb.



Dana Altman  
Head Coach



Ryan Sears  
Guard

## General Information

**Location:** Omaha, Neb.  
**Enrollment:** 5,965  
**Founded:** 1878  
**Nickname:** Bluejays  
**Colors:** Blue and white  
**Conference:** Missouri Valley  
**Home Arena:** Omaha Civic Auditorium (9,493)  
**President:** Rev. Michael G. Morrison, S.J.  
**Athletic Director:** Bruce Rasmussen

## Coaching Staff

**Head Coach:** Dana Altman  
 (Eastern New Mexico '80)  
**Career Record:** 159-135 in 10 years  
**Record at Creighton:** 76-58 in five years  
**Altman vs. NU:** 4-10  
**Basketball Office Phone:** (402) 280-1795  
**Best time to reach Altman:** Weekdays, 9-11 a.m.  
**Assistant Coaches:** Greg Gensing, Len Gordy, Kevin McKenna  
**Basketball Trainer:** Steve Brace

## Sports Information

**SID Contact:** Kiron Andersen  
**Office Phone:** (402) 280-2488  
**Home Phone:** (402) 596-1424  
**E-Mail Address:** kiron@creighton.edu  
**SID FAX Number:** (402) 280-2495  
**Press Row Phone:** (402) 444-4705  
**Web Site Address:** www.gocreighton.com  
**SID Mailing Address:** 2500 California Plaza,  
 Omaha, NE 68178

## Key Media Contacts

**Local Beat Writer**  
 Rich Kaipust, Omaha World-Herald  
 (402) 444-1000

**Radio Network**  
**Play-by-Play Announcer:** T. Scott Marr  
**Color:** Chris Peterson  
**Flagship Station/Address:** WOW Radio,  
 5030 N. 72nd Street 68178  
**Phone:** (402) 573-5900

## Bluejay Outlook

**1998-99 Record:** 22-9, 11-7 in Missouri Valley  
 (tie, 2nd)  
**Final 1999 National Ranking:** none  
**1999 Postseason Play:** NCAA Tournament,  
 lost to Maryland in second round  
**Lettermen Returning/Lost:** 10/4  
**Starters Returning/Lost:** 3/2  
**Series with NU (last meeting):** Nebraska leads,  
 21-10 (1998-99)  
**For full Nebraska-Creighton series results,**  
 see page 116

### Top Returnees

Name	Pos.	Ht.	Wt.	Yr.	Pts.	Reb.
Ben Walker	G	6-2	201	Jr.	9.4	4.9
Ryan Sears	G	6-0	167	Jr.	8.7	2.9
Nerijus Karlikanovas	F	6-8	220	Sr.	6.9	2.9
Donnie Johnson	F	6-7	210	Sr.	5.2	3.2
Matt West	G	6-4	184	Sr.	3.5	1.8

### Top Newcomers

Name	Pos.	Ht.	Wt.	Yr.
Joe Dabbert	C	6-10	210	Fr.
Mike Grimes	F	6-7	200	Fr.
Kyle Korver	F	6-6	195	Fr.
Livan Pyfrom	C	6-11	220	Jr.
Terrell Taylor	G	6-3	185	Fr.

### Key Losses

Name	Pos.	Ht.	Pts.	Reb.
Rodney Buford	F	6-6	18.6	7.2
Doug Swenson	C	6-10	11.8	5.1
Corie Brandon	G	6-0	7.2	2.5

## Bluejay Schedule/Results

### 1999-2000 Schedule

Nov. 22	at Mississippi Valley State
Nov. 27	Iowa
Dec. 1	at Georgia State
Dec. 4	at Baylor
Dec. 6	Grambling State
Dec. 9	Nebraska
Dec. 12	Illinois State
Dec. 20	Western Illinois*
Dec. 21	Florida-Atlantic*
Dec. 23	Hawaii*
Dec. 29	Southwest Missouri State
Jan. 2	at Northern Iowa
Jan. 6	at Indiana State
Jan. 8	at Southern Illinois
Jan. 12	Tulsa
Jan. 15	Drake
Jan. 19	at Southwest Missouri State
Jan. 23	at Evansville
Jan. 26	Northern Iowa
Jan. 29	Wichita State
Feb. 1	at Drake
Feb. 5	at Illinois State
Feb. 7	at Colorado State
Feb. 13	Bradley
Feb. 16	Indiana State
Feb. 19	Southern Illinois
Feb. 23	at Bradley
Feb. 26	at Wichita State
Feb. 28	Evansville
March 3-6	Missouri Valley Conference Tournament @ St. Louis, Mo.

\*-Nike Classic, Honolulu, Hawaii

### 1998-99 Results (22-9, 11-7)

W, 93-48	Towson
W, 79-58	at UMKC
W, 75-73	at Iowa
W, 94-57	Centenary
W, 73-59	Baylor
W, 86-60	Southern Illinois
L, 60-76	at Nebraska
L, 80-83	at Drake
W, 66-60	Oklahoma State
W, 78-55	Mississippi Valley State
W, 65-44	Bradley
W, 65-62	at Indiana State
L, 79-84	Evansville
W, 72-70	at Southwest Missouri State
L, 69-70	Indiana State
W, 90-80	at Evansville
W, 95-84	Illinois State
L, 57-67	at Bradley
W, 95-81	at Northern Iowa
L, 78-85	at Southern Illinois
L, 85-98	at Wichita State
W, 77-60	Northern Iowa
L, 77-79	at Illinois State
W, 79-76	Southwest Missouri State
W, 73-67	Drake
W, 76-65	Wichita State
W, 68-63	Illinois State*
W, 78-70	Southwest Missouri State*
W, 70-61	Evansville*
W, 62-58	Louisville**
L, 63-75	Maryland**

\*-Missouri Valley Tournament, St. Louis, Mo.

\*\*-NCAA Tournament



# Pittsburgh Panthers

1:05 p.m. ♦ Saturday, December 11, 1999 ♦ Bob Devaney Sports Center ♦ Lincoln, Neb.

## Panther Schedule/Results

### 1999-2000 Schedule

Nov. 19	Wright State
Nov. 24	St. Francis (Pa.)
Nov. 27	IUPUI
Dec. 1	Norfolk State
Dec. 4	Tennessee
Dec. 8	Robert Morris
Dec. 11	at Nebraska
Dec. 18	Appalachian State
Dec. 20	Duquesne
Dec. 23	Virginia Commonwealth
Dec. 29	at New Orleans
Jan. 3	at St. John's
Jan. 8	Connecticut
Jan. 16	Seton Hall
Jan. 19	Syracuse
Jan. 22	at Notre Dame
Jan. 26	Villanova
Feb. 1	at Miami
Feb. 6	Notre Dame
Feb. 10	at West Virginia
Feb. 13	Georgetown
Feb. 16	at Syracuse
Feb. 20	at Georgetown
Feb. 23	at Boston College
Feb. 26	Rutgers
Feb. 29	Miami
March 5	at Providence
March 8-11	Big East Tournament @ New York City

### 1998-99 Results (14-16, 5-13)

W, 84-56	Maryland-Baltimore County
W, 95-69	St. Francis (Pa.)
W, 76-65	at Wright State
W, 79-71	Texas-Pan American
W, 94-76	Xavier*
W, 68-56	Kentucky*
L, 52-87	Maryland*
W, 78-64	Prairie View A&M
L, 53-56	at Tennessee
L, 52-73	at St. John's
L, 69-70	Connecticut
W, 78-42	Howard
L, 68-83	Providence
L, 64-87	at Notre Dame
W, 86-70	Boston College
L, 58-81	at Connecticut
L, 65-86	at Villanova
L, 71-79	Georgetown
W, 65-60	Duquesne
W, 60-54	Miami
L, 58-76	at Georgetown
L, 60-88	St. John's
L, 61-77	at Seton Hall
L, 58-71	at Rutgers
L, 67-75	Syracuse
W, 69-67	West Virginia
W, 67-66	at Boston College
L, 52-85	at Miami
W, 59-58	Seton Hall
L, 51-64	Rutgers**

\*-Puerto Rico Shootout

\*\*-Big East Tournament



Ben Howland  
Head Coach



Isaac Hawkins  
Forward

## General Information

**Location:** Pittsburgh, Pa.  
**Enrollment:** 32,293  
**Founded:** 1787  
**Nickname:** Panthers  
**Colors:** Blue and Gold  
**Conference:** Big East  
**Home Arena:** Fitzgerald Field House (6,789)  
 Pittsburgh Civic Arena (17,159)  
**Chancellor:** Mark A. Nordenberg  
**Athletic Director:** Steve Pederson

## Coaching Staff

**Head Coach:** Ben Howland (Weber State, 1980)  
**Career Record:** 79-59 in five years  
**Record at Pittsburgh:** first year  
**Howland vs. NU:** first meeting  
**Basketball Office Phone:** (412) 648-8350  
**Best time to reach Howland:** contact SID  
**Assistant Coaches:** Jamie Dixon, Lennie Parham, Patrick Sandle  
**Basketball Trainer:** Tony Sales

## Sports Information

**SID Contact:** Mike Cawood  
**Office Phone:** (412) 648-8244  
**Home Phone:** (412) 323-2667  
**E-Mail Address:** mcawood@pop.pitt.edu  
**SID FAX Number:** (412) 648-8248  
**Press Row Phone:** (412) 648-2318  
**Web Site Address:**  
[www.pittsburghpanthers.com](http://www.pittsburghpanthers.com)  
**SID Mailing Address:** PO Box 7436,  
 Pittsburgh, PA 15213

## Key Media Contacts

**Local Beat Writer**  
 Joe Bendel, Pittsburgh Tribune-Review  
 (412) 320-7811 and  
 Gerry Dulac, Pittsburgh Post-Gazette  
 (412) 263-1466

## Radio Network

**Play-by-Play Announcer:** Bill Hillgrove  
**Color:** Dick Groat

**Flagship Station/Address:** KQV (1410-AM)  
 650 Smithfield Street, Pittsburgh, PA 15222  
**Phone:** (412) 562-5900

## Panther Outlook

**1998-99 Record:** 14-16, 5-13 in Big East (11th)  
**Final 1999 National Ranking:** none  
**1999 Postseason Play:** none  
**Lettermen Returning/Lost:** 6/3  
**Starters Returning/Lost:** 3/2  
**Series with NU (last meeting):** Pittsburgh leads,  
 2-0 (1930-31)

## Top Returnees

Name	Pos.	Ht.	Wt.	Yr.	Pts.	Reb.
Isaac Hawkins	F	6-8	210	Sr.	12.7	8.9
Ricardo Greer	G	6-5	225	Jr.	12.6	6.5
Kellii Taylor	G	6-0	175	Sr.	8.5	3.6
Jarrett Lockhart	G	6-3	195	Sr.	7.8	3.2
Jeremy Holmes	G	6-0	170	Sr.	3.1	1.6

## Top Newcomers

Name	Pos.	Ht.	Wt.	Yr.
Brandin Knight	G	6-0	175	Fr.
Derrick Worrell	F	6-7	215	Jr.
Donta Zavackas	F	6-8	225	Fr.

## Key Losses

Name	Pos.	Ht.	Pts.	Reb.
Vonteego Cummings	G	6-4	16.1	4.1
Attila Cosby	F	6-9	8.4	5.2
Stephen Flores	F	6-8	3.2	1.2



# Arizona Wildcats

8:30 p.m. (ESPN2) ♦ Saturday, December 18, 1999 ♦ Thomas and Mack Center ♦ Las Vegas, Nev. ♦ Las Vegas Showdown



Lute Olson  
Head Coach



Michael Wright  
Forward

## Key Media Contacts

**Local Beat Writer**  
Steve Rivera, Tucson Citizen  
(520) 573-6435

**Radio Network**  
**Play-by-Play Announcer:** Brian Jeffries  
**Flagship Station/Address:** KSNT 790 AM  
3202 North Oracle Road  
**Phone:** (520) 326-1200

## Wildcat Outlook

**1998-99 Record:** 22-7, 13-5 in Pac-10 (2nd)  
**Final 1999 National Ranking:** 10th AP,  
16th ESPN/USA Today Coaches  
**1999 Postseason Play:** NCAA Tournament,  
lost to Oklahoma in first round  
**Lettermen Returning/Lost:** 8/4  
**Starters Returning/Lost:** 3/2  
**Series with NU (last meeting):** Nebraska leads,  
2-1 (1969-70)

### Top Returnees

Name	Pos.	Ht.	Wt.	Yr.	Pts.	Reb.
Michael Wright	F	6-7	240	So.	13.9	8.8
Richard Jefferson	F	6-7	215	So.	11.3	4.8
Ruben Douglas	G	6-4	185	So.	8.0	2.1
Eugene Edgerston	F	6-6	220	Sr.	5.2	4.8
Justin Wessel	F	6-8	225	Jr.	3.1	2.7
Rick Anderson	G/F	6-8	225	So.	2.6	1.9

### Top Newcomers

Name	Pos.	Ht.	Wt.	Yr.
Gilbert Arenas	G	6-4	189	Fr.
Lamont Frazier	G	6-3	200	Jr.
Jason Gardner	G	5-11	175	Fr.
Robert Javtokas	C	6-10	240	Fr.
Loren Woods	C	7-1	245	Jr.

### Key Losses

Name	Pos.	Ht.	Pts.	Reb.
A.J. Bramlett	C	6-10	14.2	9.4
Jason Terry	G	6-2	21.9	3.3

## Wildcat Schedule/Results

### 1999-2000 Schedule

Nov. 17-26	Preseason NIT*
Nov. 17	Kansas State*
Nov. 19	Hofstra/New Mexico State*
Dec. 1	Brigham Young
Dec. 4	at Texas
Dec. 7	vs. Connecticut**
Dec. 11	Michigan State
Dec. 13	IUPUI
Dec. 18	Nebraska***
Dec. 21	New Mexico
Dec. 28	UNC-Wilmington#
Dec. 30	Delaware/Alabama#
Jan. 6	at California
Jan. 8	at Stanford
Jan. 13	Washington State
Jan. 15	Washington
Jan. 20	at UCLA
Jan. 22	at USC
Jan. 26	at Arizona State
Jan. 29	at Louisiana State
Feb. 3	Oregon
Feb. 5	Oregon State
Feb. 10	at Washington
Feb. 12	at Washington State
Feb. 17	USC
Feb. 19	UCLA
Feb. 26	Arizona State
March 2	at Oregon State
March 4	at Oregon
March 9	Stanford
March 11	California

\*-Preseason NIT

\*\*Great Eight

\*\*\*-Las Vegas Shootout, Las Vegas, Nev.  
#-Bank One Fiesta Bowl Classic, Tucson, Ariz.

### 1998-99 Results (22-7, 13-5)

W, 73-72	Tennessee*
W, 73-57	Texas
W, 78-74 (ot)	at Brigham Young
W, 94-84	Wyoming
W, 93-70	UC Irvine
W, 75-61	Iowa State**
W, 89-41	Holy Cross***
W, 91-75	Florida International***
L, 75-82	at UCLA
W, 87-78	at USC
W, 98-87	Washington State
W, 88-86	Washington
W, 74-73	at Arizona State
L, 78-79	at New Mexico
W, 85-83	at Oregon
L, 59-60	at Oregon State
W, 78-76	Stanford
W, 91-74	California
L, 84-90	at Washington
W, 81-79	at Washington State
W, 86-80	Arizona State
W, 78-71	Louisiana State
W, 89-72	Oregon State
W, 92-56	Oregon
L, 76-89	at California
L, 83-98	at Stanford
W, 88-73	USC
W, 87-70	UCLA
L, 60-61	Oklahoma#

\*-Black Coaches Association Classic, Albuquerque, N.M.

\*\*Las Vegas Shootout, Las Vegas, Nev.

\*\*\*-Bank One Fiesta Bowl Classic, Tucson, Ariz.

#-NCAA Tournament

## General Information

**Location:** Tucson, Ariz.  
**Enrollment:** 35,306  
**Founded:** 1885  
**Nickname:** Wildcats  
**Colors:** Cardinal and Navy  
**Conference:** Pacific-10  
**Home Arena:** McKale Center (14,489)  
**President:** Dr. Peter Likins  
**Athletic Director:** Jim Livengood

## Coaching Staff

**Head Coach:** Lute Olson (Augsburg College, 1956)  
**Career Record:** 587-212 in 26 years  
**Olson at Arizona:** 395-120 in 16 years  
**Olson vs. NU:** 0-2  
**Basketball Office Phone:** (520) 621-4813  
**Best time to reach Olson:** contact SID  
**Assistant Coaches:** Jim Rosborough, Rodney Tention, Jay John  
**Basketball Trainer:** Ed Orr

## Sports Information

**SID Contact:** Brett Hansen  
**Office Phone:** (520) 621-4163  
**Home Phone:** (520) 323-7672  
**E-Mail Address:** bhansen@u.arizona.edu  
**SID FAX Number:** (520) 621-2681  
**Press Row Phone:** (520) 621-4334  
**Web Site Address:** www.arizcats.com  
**SID Mailing Address:** McKale Center,  
Sports Information--Room 106,  
PO Box 210096, Tucson, AZ 85721-0096





# San Francisco Dons

7:05 p.m. ♦ Monday, December 20, 1999 ♦ Bob Devaney Sports Center ♦ Lincoln, Neb.

## Dons Schedule/Results

### 1999-2000 Schedule

Nov. 17-26	Preseason NIT*
Nov. 17	at Maryland*
Nov. 21	at Nevada
Nov. 28	UC Santa Barbara
Nov. 30	Lamar
Dec. 3	IUPUI**
Dec. 4	Citadel/Sacramento State**
Dec. 8	at Fresno State
Dec. 14	Rhode Island
Dec. 20	at Nebraska
Dec. 23	San Francisco State
Dec. 30	at Cal Poly SLO
Jan. 3	Wisconsin-Green Bay
Jan. 7	Boise State
Jan. 13	at Gonzaga
Jan. 15	at Portland
Jan. 21	Loyola Marymount
Jan. 22	Pepperdine
Jan. 28	at Pepperdine
Jan. 29	at Loyola Marymount
Feb. 4	St. Mary's
Feb. 5	San Diego
Feb. 10	at San Diego
Feb. 12	at St. Mary's
Feb. 16	Santa Clara
Feb. 18	at Santa Clara
Feb. 25	Portland
Feb. 27	Gonzaga
March 4-6	West Coast Conference Tournament

\*-Preseason NIT

\*\*-Northwestern Mutual Classic, San Francisco

### 1998-99 Results (12-18, 4-10)

W, 71-70	at UC Santa Barbara
W, 61-53	St. Louis
L, 62-69	UCLA*
W, 62-46	at American Univ. (P.R.)
W, 82-69	Xavier*
W, 74-67	Montana State
W, 58-42	Holy Cross
W, 67-60	Weber State
L, 66-81	at Montana State
L, 73-95	at Fairfield
L, 54-106	at Indiana
L, 55-74	at Rhode Island
L, 52-62	Nebraska
L, 50-63	St. Joseph's**
W, 66-52	at Santa Clara**
L, 47-74	San Diego
L, 65-66	St. Mary's (Calif.)
L, 84-96	at Loyola Marymount
L, 70-79	at Pepperdine
L, 71-83	Gonzaga
W, 65-60	Portland
L, 51-65	at Portland
L, 52-78	at Gonzaga
L, 56-59	at Santa Clara
L, 61-68	Santa Clara
W, 56-44	Pepperdine
W, 83-71	Loyola Marymount
W, 75-72 (ot)	at St. Mary's (Calif.)
L, 51-52	at San Diego
L, 65-67	Pepperdine***

\*-San Juan Shootout, Bayomon, P.R.

\*\*-Cable Car Classic

\*\*\*-West Coast Conference Tournament



Philip Mathews  
Head Coach



Ali Thomas  
Guard

## General Information

**Location:** San Francisco, Calif.  
**Enrollment:** 8,000  
**Founded:** 1855  
**Nickname:** Dons  
**Colors:** Green and gold  
**Conference:** West Coast Conference  
**Home Arena:** War Memorial Gymnasium (5,300)  
**President:** Rev. John Schlegel, S.J.  
**Executive Director of Athletics:** Dr. Bill Hogan

## Coaching Staff

**Head Coach:** Philip Mathews (UC Irvine, '72)  
**Career Record:** 63-53 in three years  
**Record at USF:** same  
**Mathews vs. NU:** 0-1  
**Basketball Office Phone:** (415) 422-6950  
**Best time to reach Mathews:** weekday mornings  
**Assistant Coaches:** Calvin Byrd, John Wade, Justin Piergrossi  
**Basketball Trainer:** Walter Hayes

## Sports Information

**SID Contact:** Peter Simon  
**Office Phone:** (415) 422-6161  
**Home Phone:** (650) 875-3667  
**E-Mail Address:** simon@usfca.edu  
**SID FAX Number:** (415) 422-2929  
**Press Row Phone:** (415) 422-2919  
**Web Site Address:** www.usfca.com  
**SID Mailing Address:** 2130 Fulton Street, San Francisco, CA 94117-1080

## Key Media Contacts

**Local Beat Writer**  
 Jake Curtis, San Francisco Chronicle  
 (415) 777-7201 and  
 Bruce Adams, San Francisco Examiner  
 (415) 777-7750

**Radio Network:** KNEW--910 AM  
**Play-by-Play Announcer:** Pat Olson  
**Address:** c/o KNBR, 55 Hawthorne Street, San Francisco, CA 94105  
**Phone:** (415) 995-6805

## Dons Outlook

**1998-99 Record:** 12-18, 4-10 in West Coast Conference (7th)  
**Final 1999 National Ranking:** none  
**1999 Postseason Play:** none  
**Lettermen Returning/Lost:** 8/5  
**Starters Returning/Lost:** 4/1  
**Series with NU (last meeting):** Nebraska leads, 2-0 (1998-99)

## Top Returnees

Name	Pos.	Ht.	Wt.	Yr.	Pts.	Reb.
Ali Thomas	G	6-2	175	Jr.	10.9	3.4
James Lee	F	6-6	200	Jr.	10.0	6.0
LyRyan Russell	G	6-0	160	Jr.	7.2	3.6
Russell Hinder	F	6-10	225	So.	6.7	5.7

## Top Newcomers

Name	Pos.	Ht.	Wt.	Yr.
Chris Barideaux	G	5-10	170	Jr.
John Cox	G	6-4	195	Fr.
Kenyon Jones	C	6-10	270	Sr.
Shomari Sarpy	F	6-9	210	Fr.
Shammell Stallworth	G	6-5	185	Fr.
Darrell Tucker	F	6-9	215	Fr.

## Key Losses

Name	Pos.	Ht.	Pts.	Reb.
Gerald Zimmerman	F	6-6	18.3	5.3
Terrence Moore	F	6-7	6.9	5.6
Dony Wilcher	G	5-10	6.0	2.0



# Oral Roberts Golden Eagles

7:05 p.m. ♦ Wednesday, December 22, 1999 ♦ Bob Devaney Sports Center ♦ Lincoln, Neb.



Scott Sutton  
Head Coach



Derrick Taylor  
Forward

## Key Media Contacts

Local Beat Writer  
John Hoover, Tulsa World  
(918) 581-8384

## Radio Network

Play-by-Play Announcer: Dave Garrett  
Color: Steve Bontrager  
Flagship Station/Address: KHJ (FM 100.3)  
915 State Street, Suite 910  
Tulsa, OK 74136  
Phone: (918) 682-2233

## Golden Eagle Outlook

1998-99 Record: 17-11, 10-4 (tied, 1st)  
Final 1999 National Ranking: none  
1999 Postseason Play: none  
Lettermen Returning/Lost: 10/4  
Starters Returning/Lost: 3/2  
Series with NU (last meeting): first meeting

## Top Returnees

Name	Pos.	Ht.	Wt.	Yr.	Pts.	Reb.
Derrick Taylor	F	6-5	223	Sr.	14.0	6.4
Eric Perry	G	5-11	186	Sr.	11.2	3.3
Reggie Tate	G/F	6-4	190	Sr.	10.5	4.2
Leon Irving	F	6-6	190	Sr.	9.8	4.2
Nathan Binam	G	6-3	200	Sr.	6.1	2.9
Da'Monn Sanders	F	6-5	190	Sr.	2.5	1.5

## Top Newcomers

Name	Pos.	Ht.	Wt.	Yr.
Josh Atkinson	G	6-3	175	Fr.
Nonzo Azubuke	G	6-0	190	Fr.
Evan Black	G	5-9	155	Jr.
Gerald Burriss	F	6-6	190	Jr.
Marquis Warrior	G	6-1	195	Jr.

## Key Losses

Name	Pos.	Ht.	Pts.	Reb.
Chad Wilkerson	G	6-6	16.6	4.8
Blake Moses	C	6-8	8.2	5.4
Phillip Owens	G	5-9	7.3	1.7
Jay Henderson	C	6-9	2.0	1.7

## General Information

Location: Tulsa, Okla.  
Enrollment: 5,008  
Founded: 1963  
Nickname: Golden Eagles  
Colors: Navy Blue, Vegas Gold and White  
Conference: Mid-Continent  
Home Arena: Mabee Center (10,575)  
President: Richard Roberts  
Athletics Director: Mike Carter

## Coaching Staff

Head Coach: Scott Sutton  
(Oklahoma State, 1994)  
Career Record: first year  
Sutton vs. NU: first meeting  
Basketball Office Phone: (918) 495-7241  
Best time to reach Sutton: mornings  
Assistant Coaches: Tom Hankins, Corey Williams, Conley Phipps  
Basketball Trainer: Glen Smith

## Sports Information

SID Contact: Gary Brown  
Office Phone: (918) 495-7181  
Home Phone: (918) 495-3811  
E-Mail Address: gbrown@oru.edu  
SID FAX Number: (918) 495-7142  
Press Row Phone: (918) 495-7114  
Web Site Address: www.oru.edu  
SID Mailing Address: 7777 South Lewis Ave., Tulsa, OK 74171



## Golden Eagle Schedule/Results

### 1999-2000 Schedule

Nov. 19	Idaho*
Nov. 20	Appalachian State*
Nov. 22	at Texas Pan American
Nov. 26	Virginia Military Institute**
Nov. 27	Hawaii/William & Mary**
Dec. 2	Valparaiso
Dec. 4	Central Arkansas
Dec. 6	at Cal State-Northridge
Dec. 11	Tulsa
Dec. 20	Cal State-Northridge
Dec. 22	at Nebraska
Dec. 29	at Texas Tech
Jan. 6	at Western Illinois
Jan. 8	at Chicago State
Jan. 13	UMKC
Jan. 15	Texas-Pan American
Jan. 20	Oakland
Jan. 22	Youngstown State
Jan. 29	at Southern Utah
Feb. 3	Chicago State
Feb. 5	Western Illinois
Feb. 10	at IUPUI
Feb. 12	at Valparaiso
Feb. 17	Southern Utah
Feb. 19	at UMKC
Feb. 21	IUPUI
Feb. 24	at Youngstown State
Feb. 26	at Oakland
March 5-7	Mid-Continent Tournament

\*America's Youth Classic, Stillwater, Okla.  
\*\*United Airlines Tip-Off Tournament, Honolulu, Hawaii

### 1998-99 Results (17-11, 10-4)

L, 93-94	at TCU
W, 71-66	at Arkansas State
L, 66-73	at Denver
W, 89-86 (ot)	Texas A&M
W, 78-68	at IUPUI
L, 62-71	at Valparaiso
L, 77-87	Texas
L, 68-73	at Tulsa
L, 72-74	Arkansas State
W, 96-78	Cal Poly*
L, 69-85	Oklahoma*
W, 71-67	Western Illinois
W, 78-62	Chicago State
W, 80-72	at UMKC
W, 94-89 (ot)	at Oakland
L, 69-76	at Youngstown State
W, 84-62	Denver
W, 86-63	Southern Utah
W, 76-60	at Chicago State
L, 73-79	at Western Illinois
W, 78-71	IUPUI
W, 68-67	Valparaiso
L, 77-83	at Southern Utah
W, 98-90	UMKC
W, 72-68	Youngstown State
W, 80-68	Oakland
W, 72-58	Youngstown State**
L, 69-73	Valparaiso**

\*-All-College Tournament, Oklahoma City  
\*\*-Mid-Continent Conference Tournament

# Minnesota Golden Gophers

1:05 p.m. ♦ Friday, December 31, 1999 ♦ Bob Devaney Sports Center ♦ Lincoln, Neb.

## Gopher Schedule/Results

### 1999-2000 Schedule

Nov. 20	Texas-Arlington
Nov. 27	Morehead State
Nov. 30	Virginia*
Dec. 4	Valparaiso
Dec. 8	Marquette
Dec. 14	Maine
Dec. 18	at Oregon
Dec. 23	Furman
Dec. 28	at Georgia
Dec. 31	at Nebraska
Jan. 5	Michigan
Jan. 9	at Ohio State
Jan. 12	Iowa
Jan. 15	at Indiana
Jan. 19	Purdue
Jan. 22	at Wisconsin
Jan. 26	at Penn State
Jan. 29	Northwestern
Feb. 2	at Illinois
Feb. 5	Wisconsin
Feb. 9	Indiana
Feb. 17	Illinois
Feb. 19	at Purdue
Feb. 23	at Seton Hall
Feb. 27	at Iowa
Feb. 29 or	Michigan State
March 2	
March 4 or 5	Ohio State
March 9-12	Big Ten Tournament @ Chicago, Ill.

\*-Big Ten/ACC Challenge


### 1998-99 Results (17-11, 8-8)

W, 81-67	Appalachian State
W, 77-70	Seton Hall
W, 68-59	Winthrop
W, 72-61	Oregon
W, 77-65	at Fresno State
W, 72-53	Eastern Michigan
L, 61-62 (ot)	Cincinnati
W, 55-51	at Nebraska
W, 78-64	Montana State
W, 98-57	Sacramento State
L, 55-58	Northwestern
W, 75-60	Penn State
L, 55-71	at Michigan State
W, 75-70	Iowa
W, 76-70	Michigan
L, 60-89	at Ohio State
W, 90-83 (ot)	Indiana
L, 50-61	at Wisconsin
W, 75-63	Illinois
L, 65-75	at Michigan
L, 73-76	at Iowa
L, 82-84	Michigan State
W, 69-63	at Penn State
L, 42-54	at Purdue
W, 62-48	Purdue
W, 58-51	at Northwestern
L, 64-67	Illinois*
L, 63-75	Gonzaga**

\*-Big Ten Tournament, Chicago, Ill.  
\*\*-NCAA Tournament



Dan Monson  
Head Coach



Kevin Nathaniel  
Guard

### General Information

Location: Minneapolis, Minn.  
Enrollment: 39,595  
Founded: 1851  
Nickname: Golden Gophers  
Colors: Maroon and Gold  
Conference: Big Ten  
Home Arena: Williams Arena (14,625)  
President: Mark Yudof  
Athletic Director: Dr. Mark Dienhart

### Coaching Staff

Head Coach: Dan Monson (Idaho, 1985)  
Career Record: 52-17 in two years  
Record at Minnesota: first year  
Monson vs. NU: first meeting  
Basketball Office Phone: (612) 625-3085  
Best time to reach Monson: weekday mornings  
Assistant Coaches: Mike Petersen, Bill Walker, Derek Thomas, Arthur Prevost  
Basketball Trainer: Roger Schipper

### Sports Information

SID Contact: Bill Crumley  
Office Phone: (612) 625-4090  
Home Phone: (612) 425-5886  
E-Mail Address: crum1001@maroon.tc.umn.edu  
SID FAX Number: (612) 625-0359  
Press Row Phone: (612) 626-1308  
Web Site Address: gophersports.com  
SID Mailing Address: Sports Information Office, 516 15th Avenue SE, Minneapolis, MN 55454

### Key Media Contacts

Local Beat Writer  
Brian Hamilt, St. Paul Pioneer Press  
(612) 228-5516

### Radio Network

Play-by-Play Announcer: Ray Christianson  
Flagship Station/Address: WCCO AM, 625 2nd Avenue South, Minneapolis, MN 55402  
Phone: (612) 370-0611

### Gopher Outlook

1998-99 Record: 17-11, 8-8 in Big Ten (6th)  
Final 1999 National Ranking: 16th, AP/  
17th ESPN/USA Today Coaches  
1999 Postseason Play: NCAA Tournament, lost to Gonzaga in first round  
Lettermen Returning/Lost: 7/5  
Starters Returning/Lost: 2/3  
Series with NU (last meeting): Minnesota leads, 45-12 (1998-99)

### Top Returnees

Name	Pos.	Ht.	Wt.	Yr.	Pts.	Reb.
Joel Przybilla	C	7-1	250	So.	6.7	5.8
Mitch Ohnstad	G	6-2	175	Jr.	6.1	1.4
Kevin Nathaniel	G/F	6-5	210	Jr.	4.0	3.1
Dusty Rychart	F	6-7	210	So.	3.8	2.8
Kyle Sanden	F/C	6-11	260	Jr.	2.9	1.7
Terrance Simmons	G	6-3	185	Jr.	2.8	1.8

### Top Newcomers

Name	Pos.	Ht.	Wt.	Yr.
Mike Bauer	F	6-8	205	Fr.
John Blair Bickerstaff	F	6-6	190	Jr.
Shane Schilling	G/F	6-6	200	Fr.
Ryan Wildenborg	F	6-11	260	Fr.

### Key Losses

Name	Pos.	Ht.	Pts.	Reb.
Quincy Lewis	F	6-7	23.1	5.9
Kevin Clark	G	6-2	14.7	3.8
Miles Tarver	F	6-8	5.0	7.1
Antoine Broxsie	C	6-10	1.8	1.6
Jason Stanford	F	6-7	0.9	0.8





# Pacific Tigers

7:05 p.m. ♦ Tuesday, January 4, 2000 ♦ Bob Devaney Sports Center ♦ Lincoln, Neb.



Bob Thomason  
Head Coach



Clay McKnight  
Guard

## General Information

Location: Stockton, Calif.  
Enrollment: 6,000  
Founded: 1851  
Nickname: Tigers  
Colors: Orange and Black  
Conference: Big West  
Home Arena: Alex G. Spanos Center (6,150)  
President: Dr. Donald DeRosa  
Athletic Director: John Dunning

## Coaching Staff

Head Coach: Bob Thomason (Pacific, 1971)  
Career Record: 226-171 in 14 years  
Record at Pacific: 174-144 in 12 years  
Thomason vs. NU: first meeting  
Basketball Office Phone: (209) 946-2341  
Best time to reach Thomason: mornings  
Assistant Coaches: Ron Verlin, Alan Major,  
Adam Jacobsen  
Basketball Trainer: Chris Pond

## Sports Information

SID Contact: Mike Millerick  
Office Phone: (209) 946-2479  
Home Phone: (209) 369-6877  
E-Mail Address: mmillerick@uop.edu  
SID FAX Number: (209) 946-2757  
Press Row Phone: (209) 946-2865  
Web Site Address: www.pacifictigers.com  
SID Mailing Address: 3601 Pacific Avenue,  
Stockton, CA, 95211

## Key Media Contacts

Local Beat Writer  
Bob Highfill, The Record, (209) 546-8299

### Radio Network

Flagship Station: KJAX, 1280 AM  
Play-by-Play Announcer: Dave Rosselli  
Phone: (209) 946-3062  
Address: 3601 Pacific Avenue,  
Stockton, CA 95211  
Color: Tod Bannister

## Tiger Outlook

1998-99 Record: 14-13, 9-7 in Big West  
(tie 2nd, West Division)  
Final 1999 National Ranking: none  
1999 Postseason Play: none  
Lettermen Returning/Lost: 10/3  
Starters Returning/Lost: 4/1  
Series with NU (last meeting): NU leads, 2-0  
(1975-76)

### Top Returnees

Name	Pos.	Ht.	Wt.	Yr.	Pts.	Reb.
Clay McKnight	G	6-2	185	Sr.	12.9	7.2
Barry Marvel	F	6-7	225	Sr.	8.5	5.4
Mike Preston	C	6-9	235	So.	5.7	3.3
Nathan Davis	G	6-2	200	So.	5.6	2.8
Tim Johnson	C	6-10	265	So.	4.5	5.4
Mike Hahn	F	6-7	225	So.	3.4	2.8
Dan Masters	F	6-7	215	So.	2.7	1.6

### Top Newcomers

Name	Pos.	Ht.	Wt.	Yr.
Andy Abernethy	F	6-7	205	Fr.
Matt Abernethy	F	6-7	220	Fr.
Tom Cockle	G	6-5	190	Fr.
Ray Harris, Jr.	G	6-2	180	Fr.
Peter Heizer	G	6-4	190	Jr.

### Key Losses

Name	Pos.	Ht.	Pts.	Reb.
Jason Williams	F	6-7	16.7	7.2
Scott Thomason	G	5-8	8.5	3.1

## Tiger Schedule/Results

### 1999-2000 Schedule

Nov. 20	at Santa Clara
Nov. 23	Loyola Marymount
Nov. 27	at California
Nov. 29	Portland State
Dec. 4-5	at University of Hawaii Tournament*
Dec. 8	Cal-State Stanislaus
Dec. 18	Fresno State
Dec. 22	at Texas Pan American
Dec. 30	Pepperdine
Jan. 4	at Nebraska
Jan. 8	San Diego State
Jan. 13	at Boise State
Jan. 15	at Idaho
Jan. 20	North Texas
Jan. 22	New Mexico State
Jan. 27	UC Santa Barbara
Jan. 29	Cal Poly
Feb. 3	at Cal State Fullerton
Feb. 5	at UC Irvine
Feb. 10	at Long Beach State
Feb. 12	Nevada
Feb. 17	Long Beach State
Feb. 19	at Utah State
Feb. 24	UC Irvine
Feb. 26	Cal State Fullerton
March 2	at Cal Poly
March 4	at UC Santa Barbara
March 9-11	Big West Tournament @ Reno, Nev.

\*-Honolulu, Hawaii

### 1998-99 Results (14-13, 9-7)

W, 56-51	Santa Clara
W, 102-58	Chico State
W, 52-44	San Jose State
W, 62-49	at Sacramento State
L, 74-91	at Fresno State
L, 62-71	at Loyola Marymount
L, 58-71	Stanford
L, 76-82	at Portland State
W, 84-40	Lewis & Clark College
L, 63-68	at San Diego State
W, 84-73	Utah State
W, 82-64	Nevada
L, 75-83	at North Texas
L, 61-66	at New Mexico State
W, 64-55	at UC Irvine
L, 64-68	at Cal State Fullerton
W, 60-59	Idaho
W, 70-59	Long Beach State
W, 76-62	Cal Poly
L, 53-58 (ot)	UC Santa Barbara
W, 94-83	at Cal Poly
L, 38-60	at UC Santa Barbara
W, 75-59	Cal State Fullerton
W, 61-51	UC Irvine
L, 51-65	at Boise State
L, 75-83	at Long Beach State
L, 78-89	New Mexico State*

\*-Big West Tournament, Reno, Nev.



# Kansas State Wildcats

7 p.m. ♦ Saturday, January 8, 2000 ♦ Bramlage Coliseum ♦ Manhattan, Kan.  
 7:05 p.m. ♦ Saturday, January 29, 2000 ♦ Bob Devaney Sports Center ♦ Lincoln, Neb.

## Wildcat Schedule/Results

### 1999-2000 Schedule

Nov. 16	at Arizona*
Nov. 19	Hofstra/New Mexico State*
Nov. 21	Northwestern State
Nov. 24	Preseason NIT Semifinals*
Nov. 25	Preseason NIT Finals*
Nov. 29	Texas-San Antonio
Dec. 1	Saint Louis
Dec. 4	New Orleans
Dec. 8	Memphis
Dec. 11	at Illinois
Dec. 19	at Loyola-Chicago
Dec. 22	Old Dominion
Dec. 29	at Georgia State
Jan. 4	Long Beach State
Jan. 8	<b>Nebraska</b>
Jan. 12	at Kansas
Jan. 15	at Missouri
Jan. 19	Iowa State
Jan. 22	at Colorado
Jan. 26	Oklahoma State
Jan. 29	<b>at Nebraska</b>
Feb. 2	at Iowa State
Feb. 5	Colorado
Feb. 8	at Oklahoma
Feb. 12	Kansas
Feb. 19	Missouri
Feb. 23	Texas A&M
Feb. 26	at Texas Tech
March 1	at Baylor
March 4	Texas
March 9-12	Big 12 Tournament @ Kansas City, Mo.

\*-Preseason NIT

### 1998-99 Results (20-13, 7-9)

W, 83-60	St. Mary's
W, 72-51	Cal-State Fullerton
W, 76-60	Washburn
L, 70-71	Indiana*
W, 84-80 (ot)	Arizona State*
L, 45-79	Clemson*
W, 78-71	Georgia State
W, 80-52	Loyola-Chicago
W, 64-47	Wichita State
W, 90-77	at Long Beach State
W, 67-39	UMKC
W, 62-36	Coppin State
W, 67-63	at Saint Louis
L, 69-75 (ot)	at Oklahoma State
L, 73-78	Missouri
W, 82-63	Texas Tech
L, 61-70	<b>at Nebraska</b>
L, 59-65	at Texas
W, 76-52	Colorado
W, 66-51	Oklahoma
L, 63-70	at Missouri
L, 46-69	Kansas
W, 67-62	at Iowa State
L, 74-79	at Texas A&M
W, 77-68	Baylor
L, 47-62	at Kansas
W, 64-58 (ot)	Iowa State
W, 62-45	<b>Nebraska</b>
L, 60-69	at Colorado
W, 87-76	Texas A&M**
W, 84-74	Missouri**
L, 58-69	Kansas**
L, 71-72	TCU***

\*-Maui Invitational, Maui, Hawaii

\*\*-Big 12 Tournament, Kansas City, Mo.

\*\*\*-NIT Tournament



Tom Asbury  
Head Coach



Josh Reid  
Forward

### General Information

Location: Manhattan, Kan.  
 Enrollment: 21,543  
 Founded: 1863  
 Nickname: Wildcats  
 Colors: Purple and White  
 Conference: Big 12  
 Home Arena: Bramlage Coliseum (13,500)  
 President: Dr. Jon Wefald  
 Athletic Director: Max Urick

### Coaching Staff

Head Coach: Tom Asbury (Wyoming, 1968)  
 Career Record: 201-128 in 11 years  
 Record at Kansas State: 76-69 in five years  
 Asbury vs. NU: 6-4  
 Basketball Office Phone: (785) 532-6531  
 Best time to reach Asbury: weekday mornings  
 Assistant Coaches: Mark Fox, Butch Hawking, Ernie Zeigler  
 Basketball Trainer: Woody Graham

### Sports Information

SID Contact: Craig Pinkerton  
 Office Phone: (785) 532-6735  
 Home Phone: (785) 537-0299  
 E-Mail Address: cpink@ksu.edu  
 SID FAX Number: (785) 532-6093  
 Press Row Phone: (785) 539-3423  
 Web Site Address: www.k-statesports.com  
 SID Mailing Address: 1800 College Ave., Bramlage Coliseum, Suite 144, Manhattan, KS 66502

### Key Media Contacts

Local Beat Writer  
 Mark Janssen, Manhattan Mercury  
 (785) 776-2300, ext. 244

Radio Network  
 Play-by-Play Announcer: Greg Sharpe  
 Color: Ben Boyle  
 Contact Person: Ed O'Donnell  
 Flagship Station/Address: Wildcat Radio Network, Box 119, Topeka, KS, 66601  
 Phone: (785) 272-3456

### Wildcat Outlook

1998-99 Record: 20-13, 7-9 in Big 12 (tie, 7th)  
 Final 1999 National Ranking: None  
 1999 Postseason Play: NIT Tournament, lost to TCU in first round  
 Lettermen Returning/Lost: 6/7  
 Starters Returning/Lost: 3/2

### Top Returnees

Name	Pos.	Ht.	Wt.	Yr.	Pts.	Reb.
Cortez Groves	G	6-5	195	Sr.	9.9	3.2
Josh Reid	F	6-6	210	Sr.	9.7	4.4
Tony Kitt	F	6-8	235	Sr.	8.8	7.6
Josh Kimm	G	6-1	180	So.	2.2	1.0
Travis Reynolds	F	6-7	210	So.	1.9	2.4
Joe Leonard	C	7-0	255	Jr.	1.4	1.5

### Top Newcomers

Name	Pos.	Ht.	Wt.	Yr.
Galen Morrison	G	6-0	200	Jr.
Quentin Buchanan	G	6-7	200	Fr.
Kelvin Howell	F/C	6-9	240	Jr.
Donnie Wallace	F	6-9	215	Fr.

### Key Losses

Name	Pos.	Ht.	Pts.	Reb.
Manny Dies	F	6-9	10.0	6.2
Ayome May	G/F	6-5	8.4	3.3
Shawn Rhodes	F/C	6-11	7.8	4.9
Chris Griffin	G	6-2	6.7	3.0
Ty Sims	F	6-6	3.3	1.5



# Iowa State Cyclones

7:05 p.m. ♦ Wednesday, January 12, 2000 ♦ Bob Devaney Sports Center ♦ Lincoln, Neb.  
7 p.m. ♦ Saturday, February 12, 2000 ♦ Hilton Coliseum ♦ Ames, Iowa



Larry Eustachy  
Head Coach



Marcus Fizer  
Forward

## Key Media Contacts

Local Beat Writer  
Randy Peterson, Des Moines Register  
(515) 284-8132

Radio Network  
Play-by-Play Announcer: Pete Taylor  
Color: Eric Heft  
Radio Contact Person: Jim Waddelow  
Flagship Station/Address: Cyclone Radio  
Network, 4401 Westown Parkway, Suite 224,  
West Des Moines, IA 50266  
Phone: (515) 222-9393

## Cyclone Outlook

1998-99 Record: 15-15, 6-10 in Big 12 (9th)  
Final 1999 National Ranking: none  
1999 Postseason Play: none  
Lettermen Returning/Lost: 5/5  
Starters Returning/Lost: 4/1

### Top Returnees

Name	Pos.	Ht.	Wt.	Yr.	Pts.	Reb.
Marcus Fizer	F	6-8	265	Jr.	18.0	7.6
Michael Nurse	G	6-1	175	Sr.	10.3	2.8
Martin Rancik	F	6-8	230	Jr.	10.3	4.3
Stevie Johnson	F	6-4	225	Sr.	8.1	7.6
Paul Shirley	F	6-9	230	Jr.	8.1	6.0

### Top Newcomers

Name	Pos.	Ht.	Wt.	Yr.
Richard Evans	G/F	6-5	190	Jr.
Brandon Hawkins	G	6-3	185	Fr.
Kantrail Horton	G	6-1	225	Jr.
Jamaal Tinsley	G	6-3	175	Jr.
Thomas Watkins	G	6-2	220	Jr.

### Key Losses

Name	Pos.	Ht.	Pts.	Reb.
Klay Edwards	F	6-9	5.8	4.7
Rodney Hampton	G	6-2	5.1	2.8
Paris Corner	G	6-3	4.0	1.8
Tony Rampton	C	6-11	1.3	1.8

## General Information

Location: Ames, Iowa  
Enrollment: 26,110  
Founded: 1858  
Nickname: Cyclones  
Colors: Cardinal and gold  
Conference: Big 12  
Home Arena: James H. Hilton Coliseum (14,044)  
President: Dr. Martin C. Jischke  
Athletic Director: Gene Smith

## Coaching Staff

Head Coach: Larry Eustachy  
(Long Beach State, 1979)  
Career Record: 174-101 in nine years  
Record at Iowa State: 15-15 in one year  
Eustachy vs. NU: 1-2  
Basketball Office Phone: (515) 294-8232  
Best time to reach Eustachy: contact  
basketball office  
Associate Head Coach: Terry Carroll  
Assistant Coaches: Leonard Perry, Randy Brown  
Basketball Trainer: Steve Condon

## Sports Information

SID Contact: Beth Haag  
Office Phone: (515) 294-3372  
Home Phone: (515) 963-9815  
E-Mail Address: bhaag@iastate.edu  
SID FAX Number: (515) 294-0558  
Press Row Phone: (515) 294-6178  
Web Site Address: www.cyclones.com  
SID Mailing Address: ISU Media Relations  
Office, 1800 South Fourth Street, Jacobson  
Athletic Building, Ames, Iowa 50011



## Cyclone Schedule/Results

### 1999-2000 Schedule

Nov. 19	at Drake
Nov. 26-28	Big Island Invitational*
Nov. 26	at Hawaii-Hilo*
Nov. 27	Arkansas/Washington State*
Nov. 28	Cincinnati/Cleveland State/ Rhode Island/Santa Clara*
	Mississippi Valley State**
Dec. 3	at Iowa
Dec. 4	Montana St./Sam Houston St.**
Dec. 8	Wisconsin-Milwaukee
Dec. 11	Iowa
Dec. 19	Northern Iowa
Dec. 21	Idaho State***
Dec. 22	Samford/ Texas A&M-Corpus Christi***
Dec. 28	Maryland-Eastern Shore
Jan. 2	Arkansas State
Jan. 8	Missouri
Jan. 12	at Nebraska
Jan. 16	Colorado
Jan. 19	at Kansas State
Jan. 22	at Oklahoma
Jan. 26	Texas A&M
Jan. 29	Kansas
Feb. 2	Kansas State
Feb. 9	at Missouri
Feb. 12	Nebraska
Feb. 16	at Kansas
Feb. 19	at Colorado
Feb. 22	Texas
Feb. 26	Oklahoma State
March 1	at Texas Tech
March 4	at Baylor
March 9-12	Big 12 Tournament @ Kansas City, Mo.

\*-Big Island Invitational, Hilo, Hawaii  
\*\*-Norwest Bank Cyclone Challenge  
\*\*\*-The Tribune Holiday Classic,

### 1998-99 Results (15-15, 6-10)

W, 79-48	Chicago State
W, 74-72 (ot)	Saint Mary's College*
L, 52-60	Cincinnati*
W, 79-70	Fresno State*
L, 57-61	at Northern Iowa
W, 72-45	North Texas**
W, 80-73 (ot)	Western Illinois**
W, 57-56	Drake
L, 54-74	at Iowa
L, 61-75	Arizona***
W, 61-51	New Orleans#
W, 50-45	Rice#
W, 112-43	Southern-New Orleans
L, 52-56	Oklahoma
L, 45-71	at Texas
L, 60-74	at Kansas
W, 60-51	Colorado
W, 64-43	at Texas A&M
W, 70-62	Texas Tech
L, 44-64	at Colorado
W, 52-47	Nebraska
L, 72-81	at Oklahoma State
L, 62-67	Kansas State
L, 61-77	Missouri
L, 57-59	at Nebraska
W, 64-42	Baylor
L, 56-64 (ot)	at Kansas State
L, 64-75	at Missouri
W, 52-50	Kansas
L, 61-69	Colorado\$

\*-Great Alaska Shootout, Anchorage, Alaska  
\*\*-Cyclone Challenge

\*\*\*-Las Vegas Shootout, Las Vegas, Nev.

#-Tribune Holiday Classic

\$-Big 12 Tournament, Kansas City, Mo.



# Kansas Jayhawks

8 p.m. (ESPN+) ♦ Saturday, January 15, 2000 ♦ Allen Fieldhouse ♦ Lawrence, Kan.  
8 p.m. (ESPN+) ♦ Wednesday, February 23, 2000 ♦ Bob Devaney Sports Center ♦ Lincoln, Neb.

## Jayhawk Schedule/Results

### 1999-2000 Schedule

Nov. 19	Fairfield
Nov. 25-27	Great Alaska Shootout*
Dec. 2	Pepperdine
Dec. 5	at Middle Tennessee State
Dec. 7	Michigan State**
Dec. 11	Pittsburg State
Dec. 16	Ohio State
Dec. 18	vs. Illinois***
Dec. 22	Princeton
Dec. 30	vs. Saint Louis#
Jan. 4	Pennsylvania
Jan. 8	at Colorado
Jan. 12	Kansas State
Jan. 15	Nebraska
Jan. 17	at Texas A&M
Jan. 22	at Missouri
Jan. 24	Colorado
Jan. 29	at Iowa State
Feb. 3	at Iowa
Feb. 5	Texas Tech
Feb. 7	at Oklahoma State
Feb. 12	at Kansas State
Feb. 16	Iowa State
Feb. 20	Oklahoma
Feb. 23	at Nebraska
Feb. 26	Baylor
Feb. 28	at Texas
March 5	Missouri
March 9-12	Big 12 Tournament @ Kansas City, Mo.

\*-Great Alaska Shootout, Anchorage, Alaska

\*\*-Great Eight, Chicago, Ill.

\*\*\*-Chicago, Ill.

#-Sprint Shootout, Kansas City, Mo.

### 1998-99 Results (23-10, 11-5)

W, 80-66	Gonzaga
W, 61-56	at Pennsylvania
W, 91-67	Fort Hays State
W, 78-50	UNLV*
L, 45-63	Kentucky**
W, 62-55	Pepperdine***
L, 81-85	Iowa
W, 107-78	Southern Cal
W, 74-66	DePaul
W, 65-55	vs. Illinois#
L, 64-78	at Saint Louis
W, 95-57	Texas A&M
W, 66-62	at Baylor
W, 74-60	Iowa State
W, 73-61	at Missouri
L, 60-64	at Massachusetts
W, 76-67	Texas
L, 63-71	Missouri
L, 69-84	at Nebraska
W, 77-74	Colorado
W, 69-46	at Kansas State
W, 86-80	at Colorado
L, 59-64	Nebraska
L, 84-90	at Texas Tech
W, 62-47	Kansas State
W, 60-50	at Oklahoma
W, 67-66 (ot)	Oklahoma State
L, 50-52	at Iowa State
W, 77-53	Nebraska\$
W, 69-58	Kansas State\$
W, 53-37	Oklahoma State\$
W, 95-74	Evansville%
L, 88-92 (ot)	Kentucky%

\*-Tip-Off Classic, Springfield, Mass.

\*\*-Great Eight, Chicago, Ill.

\*\*\*-Wooden Classic, Anaheim, Calif.


#-Sprint Shootout, Kansas City, Mo.

\$-Big 12 Tournament, Kansas City, Mo.

%-NCAA Tournament



Roy Williams  
Head Coach



Eric Chenowith  
Center

## General Information

Location: Lawrence, Kan.

Enrollment: 27,407

Founded: 1866

Nickname: Jayhawks

Colors: Crimson and Blue

Conference: Big 12

Home Arena: Allen Fieldhouse (16,300)

Chancellor: Dr. Robert Hemenway

Athletic Director: Dr. Bob Frederick

## Coaching Staff

Head Coach: Roy Williams (North Carolina '72)

Career Record: 305-72 in 11 years

Record at Kansas: same

Williams vs. NU: 17-8

Basketball Office Phone: (785) 864-3056

Best time to reach Williams: contact SID

Assistant Coaches: Neil Dougherty, Joe

Holladay, Ben Miller

Basketball Trainer: Mark Cairns

## Sports Information

SID Contact: Dean Buchan

Office Phone: (785) 864-3417

Home Phone: (785) 691-6658

E-Mail Address: kusports@falcon.cc.ukans.edu

SID FAX Number: (785) 864-7944

Press Row Phone: (785) 864-3417

Web Site Address: www.jayhawks.org

SID Mailing Address: Kansas Sports

Information, 104 Allen Fieldhouse,

Lawrence, KS 66045

## Key Media Contacts

Local Beat Writer

Gary Bedore, Lawrence Journal-World  
(913) 843-1000

Radio Network

Play-by-Play Announcer: Bob Davis

Color: Max Falkenstein

Contact Person: Becky Martz

Network/Address: Jayhawk Network,  
250 Allen Fieldhouse, Lawrence, KS 66045

Phone: (785) 864-7972

## Jayhawk Outlook

1998-99 Record: 23-10, 11-5 in Big 12 (tie, 2nd)

Final 1999 National Ranking: 22nd AP/

23rd USA Today/ESPN Coaches

1999 Postseason Play: NCAA Tournament,

lost to Kentucky in second round

Lettermen Returning/Lost: 10/4

Starters Returning/Lost: 3/2

## Top Returnees

Name	Pos.	Ht.	Wt.	Yr.	Pts.	Reb.
Eric Chenowith	C	7-1	260	Jr.	13.5	9.1
Kenny Gregory	G/F	6-5	205	Jr.	11.3	4.7
Jeff Boschee	G	6-1	185	So.	10.9	1.9
Nick Bradford	G/F	6-7	205	Sr.	9.2	6.0
Lester Earl	F	6-8	240	Sr.	4.8	3.4
Marlon London	G	6-4	200	So.	4.1	2.1

## Top Newcomers

Name	Pos.	Ht.	Wt.	Yr.
Luke Axtell	G/F	6-10	220	Jr.
Nick Collison	F	6-9	240	Fr.
Andrew Gooden	F	6-9	220	Fr.
Kirk Hinrich	G	6-3	180	Fr.

## Key Losses

Name	Pos.	Ht.	Pts.	Reb.
Ryan Robertson	G	6-5	12.8	4.0
T.J. Pugh	F	6-8	4.9	4.7



# Texas Tech Red Raiders

7:05 p.m. ♦ Wednesday, January 19, 2000 ♦ Bob Devaney Sports Center ♦ Lincoln, Neb.



James Dickey  
Head Coach



Rayford Young  
Guard

## General Information

Location: Lubbock, Texas  
Enrollment: 24,721  
Founded: 1923  
Nickname: Red Raiders  
Colors: Scarlet and black  
Conference: Big 12  
Home Arena: United Spirit Arena (15,000)  
Chancellor: John T. Monford  
Athletic Director: Gerald Myers

## Coaching Staff

Head Coach: James Dickey  
(Central Arkansas '76)  
Career Record: 145-89 in eight years  
Record at Texas Tech: same  
Dickey vs. NU: 2-2  
Basketball Office Phone: (806) 742-3355  
Best time to reach Dickey: contact  
basketball SID  
Assistant Coaches: Alvin Brooks, Shanon Hays,  
Will Flemons  
Basketball Trainer: Jon Murray

## Sports Information

SID Contact: Chris Cook  
Office Phone: (806) 742-2771, ext. 271  
Home Phone: (806) 783-9597  
E-Mail Address: chris.cook@ttu.edu  
SID FAX Number: (806) 742-1970  
Press Row Phone: (806) 742-3688  
Web Site Address: www.texastech.com  
SID Mailing Address: Texas Tech Media  
Relations, Box 43021, Red Raider Avenue,  
Lubbock, TX 79409-3021

## Key Media Contacts

Local Beat Writer  
Randy Rosetta, Lubbock Avalanche-Journal  
(806) 762-8844

## Radio Network

Play-by-Play Announcer: Jack Dale  
Radio Contact Person: Loyd Senn  
Flagship Station/Address: P.O. Box 6060  
Lubbock, TX 79493  
Phone: (806) 792-2000

## Red Raider Outlook

1998-99 Record: 13-17, 5-11 in Big 12 (tie, 10th)  
Final 1999 National Ranking: none  
1999 Postseason Play: none  
Lettermen Returning/Lost: 8/2  
Starters Returning/Lost: 4/1

## Top Returnees

Name	Pos.	Ht.	Wt.	Yr.	Pts.	Reb.
Rayford Young	G	5-11	175	Sr.	16.4	3.1
Cliff Owens	F	6-8	235	Sr.	10.4	7.0
Andy Ellis	C	6-10	205	So.	9.0	4.9
James Ware	G	6-4	195	Sr.	6.3	2.0
Johnny Phillips	C	6-9	250	Jr.	5.8	3.1
Mario Layne	F	6-6	180	Sr.	5.4	3.2
Brodney Kennard	F	6-6	190	Sr.	3.8	4.3
Jayson Mitchell	F	6-4	185	Jr.	3.3	2.1

## Top Newcomers

Name	Pos.	Ht.	Wt.	Yr.
Ronald Hobbs	G/F	6-6	195	Fr.
Moses Malone, Jr.	G	6-5	195	So.

## Key Loss

Name	Pos.	Ht.	Pts.	Reb.
Stan Bonewitz	G	6-3	12.2	4.4

## Red Raider Schedule/Results

### 1999-2000 Schedule

Nov. 19	Indiana
Nov. 24	at Texas A&M-Corpus Christi
Nov. 27	at Texas-El Paso
Dec. 1	North Texas
Dec. 4	Louisiana-Lafayette
Dec. 8	at Stephen F. Austin
Dec. 17	at New Mexico State
Dec. 21	Southwest Texas State
Dec. 29	Oral Roberts
Jan. 3	Prairie View A&M
Jan. 8	at Oklahoma State
Jan. 10	Centenary
Jan. 15	Texas A&M
Jan. 19	at Nebraska
Jan. 22	Texas
Jan. 26	at Baylor
Jan. 29	Oklahoma
Feb. 2	Oklahoma State
Feb. 5	at Kansas
Feb. 9	at Texas
Feb. 12	Baylor
Feb. 15	Missouri
Feb. 19	at Texas A&M
Feb. 23	at Oklahoma
Feb. 26	Kansas State
March 1	Iowa State
March 4	at Colorado
March 9-12	Big 12 Tournament @ Kansas City, Mo.

### 1998-99 Results (13-17, 5-11)

W, 87-78	Texas-San Antonio
W, 84-75	at North Texas
W, 70-43	New Mexico State
L, 56-60	at Southwestern Louisiana
W, 91-80	SMU
L, 74-75	Stephen F. Austin
L, 86-105	at TCU
W, 80-55	Texas-Arlington
W, 101-88	Texas-Pan American
L, 50-84	Tulsa*
W, 78-76 (2ot)	Pepperdine*
L, 69-86	Weber State*
W, 70-63	Nevada
W, 93-62	Baylor
L, 68-78	at Oklahoma
L, 63-82	at Kansas State
W, 82-68	Texas A&M
L, 55-69	Oklahoma State
L, 62-70	at Iowa State
L, 47-68	at Texas A&M
L, 54-72	Oklahoma
L, 63-88	at Missouri
L, 59-76	Texas
W, 75-66	at Baylor
W, 90-84	Kansas
L, 44-62	at Texas
W, 73-68	Nebraska
L, 68-78	Colorado
L, 67-93	at Oklahoma State
L, 50-69	Nebraska**

\*-Pearl Harbor Shootout, Honolulu, Hawaii

\*\*-Big 12 Tournament, Kansas City, Mo.



# Baylor Bears

1:05 p.m. ♦ Saturday, January 22, 2000 ♦ Bob Devaney Sports Center ♦ Lincoln, Neb.

## Bear Schedule/Results

### 1999-2000 Schedule

Nov. 20	Eastern Washington
Nov. 24	North Carolina A&T
Nov. 27	McNeese State
Nov. 30	Alaska-Fairbanks
Dec. 4	Creighton
Dec. 7	Sam Houston State
Dec. 11	Marquette
Dec. 18	at Jacksonville
Dec. 21	North Texas
Dec. 28	Southern (La.) University
Dec. 31	Arkansas-Pine Bluff
Jan. 6	at Texas
Jan. 11	at Oklahoma
Jan. 15	Oklahoma State
Jan. 18	Missouri
Jan. 22	at Nebraska
Jan. 26	Texas Tech
Jan. 30	at Oklahoma State
Feb. 2	at Texas A&M
Feb. 5	Oklahoma
Feb. 12	at Texas Tech
Feb. 16	Texas A&M
Feb. 19	Texas
Feb. 23	at Colorado
Feb. 26	at Kansas
March 1	Kansas State
March 4	Iowa State
March 9-12	Big 12 Tournament @ Kansas City, Mo.

### 1998-99 Results (6-24, 0-16)

L, 64-66	at Arkansas State
L, 63-72	Louisiana Tech
W, 64-59	Texas-Arlington
L, 62-70	Southwest Texas State
L, 61-81	Virginia Commonwealth*
W, 78-75	Hawaii Pacific*
L, 46-49	UMKC*
L, 59-73	at Creighton
W, 70-56	Nevada
W, 69-66 (ot)	McNeese State
L, 64-74	at Marquette
W, 68-53	Jacksonville
L, 62-93	at Texas Tech
L, 62-66	Kansas
L, 63-76	Oklahoma State
L, 56-71	at Texas
L, 55-68	Nebraska
L, 47-75	at Oklahoma State
L, 56-57	Texas A&M
L, 55-73	at Missouri
L, 58-59	Oklahoma
L, 58-69	at Texas A&M
L, 66-75	Texas Tech
L, 68-77	at Kansas State
L, 42-64	at Iowa State
L, 56-73	Colorado
L, 52-62	Texas
L, 63-87	at Oklahoma
L, 57-83	Oklahoma State**

\*-Honolulu Thanksgiving Shootout

\*\*-Big 12 Tournament, Kansas City, Mo.



Dave Bliss  
Head Coach



Jamie Kendrick  
Forward

## General Information

**Location:** Waco, Texas  
**Enrollment:** 12,000  
**Founded:** 1845  
**Nickname:** Bears  
**Colors:** Green and gold  
**Conference:** Big 12  
**Home Arena:** The Ferrell Center (10,284)  
**President:** Dr. Robert B. Sloan, Jr.  
**Athletic Director:** Tom Stanton

## Coaching Staff

**Head Coach:** Dave Bliss (Cornell, 1965)  
**Career Record:** 464-270 in 24 years  
**Record at Baylor:** first year  
**Bliss vs. Nebraska:** 6-9  
**Basketball Office Phone:** (254) 710-3096  
**Best time to reach Bliss:** Weekday mornings  
**Assistant Coaches:** Doug Ash, Kevin Lewis, Brian O'Neill  
**Basketball Trainer:** Jerry Pate

## Sports Information

**SID Contact:** Scott Stricklin  
**Office Phone:** (254) 710-2743  
**Home Phone:** TBA  
**E-Mail Address:** Scott\_Stricklin@baylor.edu  
**SID FAX Number:** (254) 710-1369  
**Press Row Phone:** (254) 710-3955  
**Web Site Address:** www.baylorsportsnet.com  
**SID Mailing Address:** 150 Bear Run,  
 Waco, Texas 76711

## Key Media Contacts

**Local Beat Writer**  
 John Werner, Waco Tribune-Herald  
 (254) 757-5710

**Radio Network**  
**Play-by-Play Announcer:** John Morris  
**Color:** Pat Nunley  
**Flagship Station/Address:** KKTK,  
 150 Bear Run, Waco, TX 76711  
**Phone:** (254) 710-1234

## Bear Outlook

**1998-99 Record:** 6-24, 0-16 in Big 12 (12th)  
**Final 1999 National Ranking:** None  
**1999 Postseason Play:** None  
**Lettermen Returning/Lost:** 4/9  
**Starters Returning/Lost:** 2/3

## Top Returnees

Name	Pos.	Ht.	Wt.	Yr.	Pts.	Reb.
Tevis Stukes	G	5-11	185	Sr.	17.8	1.7
Jamie Kendrick	F	6-8	210	Sr.	9.8	6.0
David Jones	G	6-6	213	Sr.	2.8	1.2

## Top Newcomers

Name	Pos.	Ht.	Wt.	Yr.
Terry Black	F	6-5	215	Jr.
DeMarcus Minor	G	6-4	210	Jr.

## Key Losses

Name	Pos.	Ht.	Pts.	Reb.
Kish Lewis	C	6-7	14.3	8.9
Gabe Ramirez	F	6-7	4.2	2.5
Rodney Smith	G	6-2	5.9	1.9
B.J. Sellers	G	6-3	5.8	1.1
Rashaan Jones	F	6-7	5.4	5.1






# Texas Longhorns

8 p.m. (ESPN+) ♦ Tuesday, January 25, 2000 ♦ Frank Erwin Center ♦ Austin, Texas



Rick Barnes  
Head Coach



Chris Mihm  
Center

## Key Media Contacts

**Local Beat Writer**  
Randy Riggs, Austin-American Statesman  
(512) 445-3957

**Radio Network**  
**Play-by-Play Announcer:** Bill Schoening  
**Color:** Craig Way  
**Contact Person:** Matt Lane  
**Flagship Station/Address:** Longhorn Sports Network, 2312 San Gabriel St., Suite 200  
Austin, TX 78703  
**Phone:** (512) 478-1833, ext. 16

## Longhorn Outlook

**1998-99 Record:** 19-13, 13-3 in Big 12 (1st)  
**Final 1999 National Ranking:** none  
**1999 Postseason Play:** NCAA Tournament, lost to Purdue in first round  
**Lettermen Returning/Lost:** 5/3  
**Starters Returning/Lost:** 3/2

### Top Returnees

Name	Pos.	Ht.	Wt.	Yr.	Pts.	Reb.
Gabe Muoneke	F	6-7	250	Sr.	16.5	6.6
Chris Mihm	C	7-0	262	Jr.	13.7	11.0
William Clay	G	6-2	190	Sr.	8.1	2.7
Ivan Wagner	G	6-1	195	Sr.	6.1	3.7
Chris McColpin	G	6-0	170	Jr.	1.7	0.5

### Top Newcomers

Name	Pos.	Ht.	Wt.	Yr.
Roosevelt Brown	G	6-3	180	Fr.
Darren Kelly	G	6-3	185	Jr.
Chris Ogden	F	6-7	215	Fr.
Chris Owens	F	6-7	237	So.
Lawrence Williams	G	6-1	190	Jr.
William Wyatt	F	6-7	220	Fr.

### Key Losses

Name	Pos.	Ht.	Pts.	Reb.
Kris Clack	F	6-5	14.2	6.4
DeJuan Vazquez	G	6-4	5.8	2.8
Marlon Drakes	F/C	6-8	3.7	2.0
Wendell Carter	F/C	6-9	3.0	2.1

## General Information


**Location:** Austin, Texas  
**Enrollment:** 46,386  
**Founded:** 1883  
**Nickname:** Longhorns  
**Colors:** Burnt orange and white  
**Conference:** Big 12  
**Home Arena:** Frank Erwin Special Events Center (16,175)  
**President:** Dr. Larry Faulkner  
**Athletic Director:** DeLoss Dodds

## Coaching Staff

**Head Coach:** Rick Barnes (Lenoir-Rhyne, 1977)  
**Career Record:** 221-147 in 12 years  
**Record at Texas:** 19-13 in one year  
**Barnes vs. NU:** 1-0  
**Basketball Office Phone:** (512) 471-5816  
**Best time to reach Barnes:** Contact SID  
**Assistant Coaches:** Brian Cousins, Rob Lanier, Ed Kohtala  
**Basketball Trainer:** TBA

## Sports Information

**SID Contact:** Scott McConnell  
**Office Phone:** (512) 471-1345  
**Home Phone:** (512) 428-9351  
**E-Mail Address:** smcconnell@athletics.utexas.edu  
**SID FAX Number:** (512) 471-6040  
**Press Row Phone:** (512) 471-4246  
**Web Site Address:** www.TexasSports.com  
**SID Mailing Address:** Texas Sports Information, P.O. Box 7399, Austin, TX 78713



## Longhorn Schedule/Results

### 1999-2000 Schedule

Nov. 20	Louisiana-Lafayette*
Nov. 25-27	Puerto Rico Shootout**
Nov. 25	Arizona State**
Nov. 26	DePaul/Amer.-Puerto Rico**
Nov. 27	Michigan State/Providence/South Carolina/Virginia**
Dec. 4	Arizona
Dec. 7	at Wisconsin
Dec. 11	San Diego
Dec. 18	Wofford
Dec. 22	at Utah
Dec. 28	Niagara
Jan. 2	Houston
Jan. 6	Baylor
Jan. 10	at Connecticut
Jan. 12	at Texas A&M
Jan. 15	Oklahoma
Jan. 19	at Oklahoma State
Jan. 22	at Texas Tech
Jan. 25	Nebraska
Jan. 29	Colorado
Jan. 31	at Oklahoma
Feb. 5	at Massachusetts
Feb. 9	Texas Tech
Feb. 12	at Missouri
Feb. 16	Oklahoma State
Feb. 19	at Baylor
Feb. 22	at Iowa State
Feb. 26	Texas A&M
Feb. 28	Kansas
March 4	at Kansas State
March 9-12	Big 12 Tournament @ Kansas City, Mo.

\*-BCA Classic, Austin, Texas  
\*\*-Puerto Rico Shootout, Bayamon, P.R.

### 1998-99 Results (19-13, 13-3)

L, 69-71	at Houston
L, 76-93	South Florida
L, 57-73	at Arizona
L, 77-78	Georgia
W, 87-77	at Oral Roberts
L, 57-61	San Diego
W, 73-68	Utah
L, 62-65	Wisconsin
L, 61-63	at Louisiana State
W, 81-77	Mississippi State*
L, 46-56	Princeton*
W, 84-72	at Hawaii*
W, 73-68	at Colorado
W, 71-45	Iowa State
W, 89-76	at Nebraska
W, 71-56	Baylor
W, 65-59	Kansas State
L, 67-76	at Kansas
W, 73-70	Oklahoma State
W, 64-60	at Oklahoma
W, 76-65	Massachusetts
W, 71-59	Texas A&M
W, 76-59	at Texas Tech
L, 63-64	Oklahoma
W, 73-68	at Oklahoma State
W, 62-44	Texas Tech
W, 63-54	at Texas A&M
W, 62-52	at Baylor
L, 47-54	Missouri
W, 82-76	Colorado**
L, 57-59	Oklahoma State**
L, 54-58	Purdue***

\*-Rainbow Classic, Honolulu, Hawaii  
\*\*-Big 12 Tournament, Kansas City, Mo.  
\*\*\*-NCAA Tournament

# Missouri Tigers

12:45 (ESPN+) ♦ Saturday, February 5, 2000 ♦ Bob Devaney Sports Center ♦ Lincoln, Neb.  
7 p.m. ♦ Wednesday, March 1, 2000 ♦ Hearnese Center ♦ Columbia, Mo.

## Tiger Schedule/Results

### 1999-2000 Schedule

Nov. 12	vs. Wisconsin*
Nov. 13	vs. Syracuse/Princeton*
Nov. 19	UNC-Asheville
Nov. 21	Western Carolina
Nov. 27	Morgan State
Dec. 1	SMU
Dec. 7	Indiana
Dec. 12	at Saint Louis
Dec. 18	Iowa
Dec. 21	vs. Illinois**
Dec. 30	vs. Kentucky***
Jan. 4	Winthrop
Jan. 8	at Iowa State
Jan. 12	Colorado
Jan. 15	Kansas State
Jan. 18	at Baylor
Jan. 22	Kansas
Jan. 29	Texas A&M
Feb. 2	at Colorado
Feb. 5	at Nebraska
Feb. 9	Iowa State
Feb. 12	Texas
Feb. 16	at Texas Tech
Feb. 19	at Kansas State
Feb. 21	Oklahoma State
Feb. 26	at Oklahoma
March 1	Nebraska
March 5	at Kansas
March 9-12	Big 12 Tournament @ Kansas City, Mo.

\*-NABC Classic, Syracuse, N.Y.  
\*\*-at St. Louis, Mo.  
\*\*\*-Sugar Bowl Classic, New Orleans, La.

### 1998-99 Results (20-9, 11-5)

W, 87-46	Jackson State
L, 69-72	Southwest Missouri State*
W, 63-53	Austin Peay State
W, 69-51	Southwest Texas State
W, 66-57	Nicholls State
W, 68-60	Idaho
W, 89-33	Arkansas-Pine Bluff
W, 66-55	at SMU
L, 68-82	at Iowa
W, 67-62	Illinois**
W, 77-48	Centenary
W, 80-57	Nebraska
W, 78-73	at Kansas State
W, 96-91	at Texas A&M
L, 61-73	Kansas
L, 63-82	at Colorado
W, 71-63	at Kansas
W, 70-63	Kansas State
W, 73-55	Baylor
W, 88-63	Texas Tech
L, 61-69	at Nebraska
W, 77-61	at Iowa State
W, 87-56	Colorado
L, 57-69	Oklahoma
L, 68-84	at Oklahoma State
W, 75-64	Iowa State
W, 54-47	at Texas
L, 74-84	Kansas State***
L, 59-61	New Mexico#

\*-Preseason NIT


\*\*-at St. Louis, Mo.

\*\*\*-Big 12 Tournament, Kansas City, Mo.

#-NCAA Tournament



Quin Snyder  
Head Coach



Keyon Dooling  
Guard

## General Information

Location: Columbia, Mo.  
Enrollment: 22,723  
Founded: 1839  
Nickname: Tigers  
Colors: Old gold and black  
Conference: Big 12  
Home Arena: Hearnese Center (13,300)  
Chancellor: Dr. Richard L. Wallace  
Athletic Director: Michael F. Alden

## Coaching Staff

Head Coach: Quin Snyder  
(Duke, 1989)  
Career Record: first year  
Snyder vs. NU: 0-0  
Basketball Office Phone: (573) 882-3463  
Best time to reach Snyder: through SID  
Assistant Coaches: John Hammond, Tony Harvey, Bruce Fraser  
Basketball Trainer: Pat Beckmann

## Sports Information

SID Contact: Chad Moller  
Office Phone: (573) 882-3241  
Home Phone: (573) 474-6620  
E-Mail Address: mollerc@missouri.edu  
SID FAX Number: (573) 882-4720  
Press Row Phone: (573) 882-1442  
Web Site Address: www.mutigers.edu  
SID Mailing Address: Sports Information  
Office, P.O. Box 677, Hearnese Center,  
Columbia, MO 65205

## Key Media Contacts

Local Beat Writer  
James Horne, Columbia Daily Tribune  
(573) 815-1788

Radio Network  
Play-by-Play Announcer: Mike Kelly  
Color: Gary Link  
Contact Person: Sean Kelly  
Flagship Station/Address: Tiger Network,  
P.O. Box 667, Hearnese Center,  
Columbia, MO 65205  
Phone: (314) 842-2813

## Tiger Outlook

1998-99 Record: 20-9, 11-5 in Big 12 (tie, 2nd)  
Final 1999 National Ranking: None  
1999 Postseason Play: NCAA Tournament,  
lost to New Mexico in first round  
Lettermen Returning/Lost: 9/3  
Starters Returning/Lost: 2/3

## Top Returnees

Name	Pos.	Ht.	Wt.	Yr.	Pts.	Reb.
Brian Grawer	G	6-0	166	Jr.	9.6	4.1
Keyon Dooling	G	6-3	180	So.	8.7	2.1
Jeff Hafer	F	6-5	215	Sr.	5.8	3.8
Johnnie Parker	F	6-6	220	Jr.	5.3	3.9
Clarence Gilbert	G	6-2	180	So.	4.2	2.3

## Top Newcomers

Name	Pos.	Ht.	Wt.	Yr.
Josh Kroenke	G	6-5	215	Fr.
Kareem Rush	G/F	6-6	240	Fr.
Tajudeen Soyoye	F/C	6-9	240	Jr.

## Key Losses

Name	Pos.	Ht.	Pts.	Reb.
Albert White	F	6-5	16.3	8.7
John Woods	G	6-3	11.9	1.8
Monte Hardge	C	6-11	7.2	5.7



MISSOURI™

# Colorado Buffaloes

8 p.m. ♦ Tuesday, February 8, 2000 ♦ Coors Events/Conference Center ♦ Boulder, Colo.  
12:45 p.m. (ESPN+) ♦ Saturday, February 26, 2000 ♦ Bob Devaney Sports Center ♦ Lincoln, Neb.



Ricardo Patton  
Head Coach



Jaquay Walls  
Guard

## Key Media Contacts

**Local Beat Writer**  
Neill Woelk, Boulder Daily Camera  
(303) 472-1313

**Radio Network**  
**Play-by-Play Announcer:** Larry Zimmer  
**Color:** Jim Ryan  
**Flagship Station/Address:** 1380 Lawrence St.,  
Suite 1300, Denver, CO, 80204  
**Phone:** 303-892-4880

## Buffalo Outlook

1998-99 Record: 18-15, 7-9 in Big 12 (tie, 7th)  
**Final 1999 National Ranking:** None  
1999 Postseason Play: NIT, lost to Colorado  
State in second round  
**Lettermen Returning/Lost:** 9/2  
**Starters Returning/Lost:** 3/2

### Top Returnees

Name	Pos.	Ht.	Wt.	Yr.	Pts.	Reb.
Jaquay Walls	G	6-3	180	Sr.	11.7	3.9
Nick Mohr	G	6-4	180	So.	10.6	3.4
Jamahl Mosley	F	6-8	225	Jr.	10.1	6.6
Will Smith	F	6-6	206	Sr.	7.6	4.0
Aki Thomas	F	6-8	205	Jr.	5.6	4.5
Carlton Carter	F	6-10	205	So.	5.5	4.4
Ernest Renfroe	F	6-7	220	Jr.	3.4	2.4
Jose Winston	G	6-0	180	So.	2.3	3.2

### Top Newcomers

Name	Pos.	Ht.	Wt.	Yr.
Richard Fox	F/C	6-10	250	Fr.
D.J. Harrison	F	6-7	220	Jr.
Stephane Pelle	F	6-8	235	Fr.

### Key Losses

Name	Pos.	Ht.	Pts.	Reb.
Kenny Price	G	6-3	14.6	4.0
Dwight Jones	G	5-11	6.1	1.5

## General Information

**Location:** Boulder, Colo.  
**Enrollment:** 25,109  
**Founded:** 1876  
**Nickname:** Buffaloes  
**Colors:** Silver, gold and black  
**Conference:** Big 12  
**Home Arena:** Coors Events/Conference  
Center (11,076)  
**President:** Dr. John Buechner  
**Athletic Director:** Richard Tharp

## Coaching Staff

**Head Coach:** Ricardo Patton  
(Belmont, 1980)  
**Career Record:** 57-48 in four years  
**Record at Colorado:** same  
**Patton vs. NU:** 2-5  
**Basketball Office Phone:** (303) 492-6877  
**Best time to reach Patton:** through SID  
**Assistant Coaches:** David Moe, Terry Dunn,  
Aki Collins  
**Basketball Trainer:** Sean Willeford

## Sports Information

**SID Contact:** Curtis Snyder  
**Office Phone:** (303) 492-5626  
**Home Phone:** (303) 440-8120  
**E-Mail Address:** snydercc@colorado.edu  
**SID FAX Number:** (303) 492-3811  
**Press Row Phone:** (303) 492-5626/1552  
**Web Site Address:** <http://buffaloes.colorado.edu>  
**SID Mailing Address:** Campus Box 357,  
Boulder, CO, 80309



## Buffalo Schedule/Results

### 1999-2000 Schedule

Nov. 19	St. Mary's
Nov. 23	Regis
Nov. 25	Yale
Nov. 28	at Virginia Commonwealth
Dec. 4	California
Dec. 8	at Colorado State
Dec. 18	Eastern Washington
Dec. 21	New Mexico State
Dec. 27-30	at Rainbow Classic*
Dec. 27	Villanova*
Dec. 29	Bradley/Hawaii*
Dec. 30	Ohio/Gonzaga/Oregon/ Wake Forest*
Jan. 4	at Denver
Jan. 8	Kansas
Jan. 12	at Missouri
Jan. 16	at Iowa State
Jan. 19	Oklahoma
Jan. 22	Kansas State
Jan. 24	at Kansas
Jan. 29	at Texas
Feb. 2	Missouri
Feb. 5	at Kansas State
Feb. 8	Nebraska
Feb. 12	at Texas A&M
Feb. 15	Texas-Pan American
Feb. 19	Iowa State
Feb. 23	Baylor
Feb. 26	at Nebraska
March 1	at Oklahoma State
March 4	Texas Tech
March 9-12	Big 12 Tournament @ Kansas City, Mo.

\*-Rainbow Classic, Honolulu, Hawaii

### 1998-99 Results (18-15, 7-9)

W, 69-66	Denver
W, 75-67	Colorado State
W, 107-69	Elon College
W, 83-55	Stephen F. Austin
L, 52-64	vs. Kentucky*
L, 61-74	vs. Xavier*
W, 101-56	vs. American*
W, 78-76	Virginia Commonwealth
W, 90-63	Idaho State
L, 66-67	at Wyoming
W, 97-72	Texas-Arlington
W, 88-51	vs. Boston**
L, 75-78	at Montana State**
L, 68-73	Texas
L, 75-89	at Oklahoma
L, 51-60	at Iowa State
W, 82-63	Missouri
L, 52-76	at Kansas State
L, 55-72	at Nebraska
W, 64-44	Iowa State
L, 74-77	at Kansas
L, 52-57	Nebraska
L, 80-86	Kansas
W, 83-80	Oklahoma State
L, 56-87	at Missouri
W, 71-61	Texas A&M
W, 73-56	at Baylor
W, 78-68	at Texas Tech
W, 69-60	Kansas State
W, 69-61	Iowa State***
L, 76-82	Texas***
W, 65-61	Pepperdine#
L, 76-86	at Colorado State#

\*-Puerto Rico Shootout

\*\*-at Bozeman, Mont.

\*\*\*-Big 12 Tournament, Kansas City, Mo.

#-NIT Tournament



# Oklahoma Sooners

8 p.m. (ESPN2) ♦ Monday, February 14, 2000 ♦ Bob Devaney Sports Center ♦ Lincoln, Neb.

## Sooner Schedule/Results

### 1999-2000 Schedule

Nov. 19-21	Top of the World Classic*
Nov. 19	Montana State*
Nov. 20	George Wash./Indiana St.*
Nov. 21	TBA*
Nov. 26	San Diego**
Nov. 27	Southwest Texas/Cal-Irvine**
Dec. 4	Mississippi
Dec. 7	at Arkansas
Dec. 11	Arkansas-Little Rock
Dec. 18	Georgia Southern
Dec. 22	Cincinnati
Dec. 29	vs. Mt. St. Mary's***
Dec. 30	Arkansas State/Valparaiso***
Jan. 3	Lamar
Jan. 8	Texas A&M
Jan. 11	Baylor
Jan. 15	at Texas
Jan. 19	at Colorado
Jan. 22	Iowa State
Jan. 29	at Texas Tech
Jan. 31	Texas
Feb. 5	at Baylor
Feb. 8	Kansas State
Feb. 12	Oklahoma State
Feb. 14	at Nebraska
Feb. 20	at Kansas
Feb. 23	Texas Tech
Feb. 26	Missouri
March 1	at Texas A&M
March 4	at Oklahoma State
March 9-12	Big 12 Tournament @ Kansas City, Mo.

\*-Top of the World Classic, Fairbanks, Alaska  
 \*\*-IGA SuperThrift Sooner Holiday Classic, Norman, Okla.  
 \*\*\*-All-College Tournament, Oklahoma City

### 1998-99 Results (22-11, 11-5)

W, 75-55	Northwestern State
W, 68-42	Coppin State
W, 102-51	Western Carolina
L, 64-68	Murray State
W, 87-57	Arkansas
W, 64-44	Nicholls State
W, 75-44	Sam Houston State
W, 2-0	at American-Puerto Rico*
L, 72-75	vs. Mississippi*
L, 58-62	vs. North Carolina State*
W, 72-62 (ot)	vs. Western Kentucky**
W, 85-69	vs. Oral Roberts**
W, 56-52	at Iowa State
W, 78-68	Texas Tech
W, 89-75	Colorado
W, 54-43	at Oklahoma State
L, 59-72	at Cincinnati
L, 81-96	Nebraska
L, 51-66	at Kansas State
L, 60-64	Texas
W, 72-54	at Texas Tech
W, 59-58	at Baylor
W, 72-65	Oklahoma State
W, 64-63	at Texas
W, 102-75	at Texas A&M
W, 69-57	at Missouri
L, 50-60	Kansas
L, 72-84	at Texas A&M
W, 87-63	Baylor
L, 57-60	Oklahoma State***
W, 61-60	Arizona#
W, 85-72	UNC-Charlotte#
L, 46-54	Michigan State#

\*-Puerto Rico Holiday Classic  
 \*\*-All-College Tournament, Okla. City  
 \*\*\*-Big 12 Tournament, Kansas City, Mo.  
 #-NCAA Tournament



*Kelvin Sampson*  
Head Coach



*Eduardo Najera*  
Forward

## Key Media Contacts

**Local Beat Writer**  
 John Rohde, Daily Oklahoman (405) 475-3314

**Radio Network**  
**Play-by-Play Announcer:** Bob Barry, Sr.  
**Color:** Mark Mathew  
**Contact Person:** Michael Dean  
**Flagship Station/Address:** KOMA-AM  
 Box 6000, Moore, OK 73153  
**Phone:** (405) 271-6330

## General Information

**Location:** Norman, Okla.  
**Enrollment:** 25,000  
**Founded:** 1890  
**Nickname:** Sooners  
**Colors:** Crimson and Cream  
**Conference:** Big 12  
**Home Arena:** Lloyd Noble Center (11,100)  
**President:** David L. Boren  
**Athletic Director:** Joe Castiglione

## Coaching Staff

**Head Coach:** Kelvin Sampson  
 (Pembroke State, 1978)  
**Career Record:** 279-203 in 16 years  
**Record at Oklahoma:** 103-55 in five years  
**Sampson vs. NU:** 4-3  
**Basketball Office Phone:** (405) 325-4732  
**Best time to reach Sampson:** Weekday mornings  
**Assistant Coaches:** Ray Lopes, Bennie Seltzer,  
 Jim Shaw  
**Basketball Trainer:** Alex Brown

## Sports Information

**SID Contact:** Mike Houck  
**Office Phone:** (405) 325-8227  
**Home Phone:** (405) 447-2731  
**E-Mail Address:** mhouck@ou.edu  
**SID FAX Number:** (405) 325-7623  
**Press Row Phone:** (405) 325-1024  
**Web Site Address:** www.soonersports.com  
**SID Mailing Address:** Room 235,  
 Oklahoma Memorial Stadium,  
 180 West Brooks, Norman, OK 73019

## Sooner Outlook

**1998-99 Record:** 22-11, 11-5 in Big 12 (tie, 2nd)  
**Final 1999 National Ranking:** 19th (ESPN/  
 USA Today Coaches Poll)  
**1999 Postseason Play:** NCAA Tournament,  
 lost to Michigan State in regional semifinals  
**Lettermen Returning/Lost:** 6/5  
**Starters Returning/Lost:** 1/4

## Top Returnees

Name	Pos.	Ht.	Wt.	Yr.	Pts.	Reb.
Eduardo Najera	F	6-8	240	Sr.	15.5	8.3
Tim Heskett	G	6-1	185	Jr.	9.5	1.8
Renzi Stone	F/C	6-10	250	Sr.	3.6	3.7
Victor Avila	C	6-10	255	Sr.	3.3	3.0
Kelley Newton	G	6-2	190	Jr.	--	--
J.R. Raymond	G	6-2	175	So.	--	--

## Top Newcomers

Name	Pos.	Ht.	Wt.	Yr.
Jameel Heywood	F	6-6	220	Jr.
Nolan Johnson	G	6-4	215	Jr.
Jarrett Hart	G	6-3	210	Fr.
Hollis Price	G	6-1	165	Fr.

## Key Losses

Name	Pos.	Ht.	Pts.	Reb.
Eric Martin	G/F	6-4	12.1	4.7
Michael Johnson	G	6-0	11.6	3.6
Ryan Humphrey	F	6-8	11.1	7.5
Alex Spaulding	G	6-3	4.0	2.5




# Oklahoma State Cowboys

6 p.m. (ESPN) ♦ Saturday, February 19, 2000 ♦ Gallagher-Iba Arena ♦ Stillwater, Okla.



Eddie Sutton  
Head Coach



Desmond Mason  
Forward

## Key Media Contacts

**Local Beat Writer**  
Bob Hersom, Daily Oklahoman  
(405) 475-3314

## Radio Network

**Play-by-Play Announcer:** Bill Teegins  
**Color/Coordinator:** Tom Dirato  
**Flagship Station/Address:** 104 Gallagher-Iba  
Arena, Stillwater, OK 74078  
**Phone:** (405) 744-5933

## Cowboy Outlook

**1998-99 Record:** 23-11, 10-6 in Big 12 (tied, 5th)  
**Final 1999 National Ranking:** None  
**1999 Postseason Play:** NCAA Tournament,  
lost to Auburn in 2nd round  
**Lettermen Returning/Lost:** 7/1  
**Starters Returning/Lost:** 4/1

## Top Returnees

Name	Pos.	Ht.	Wt.	Yr.	Pts.	Reb.
Desmond Mason	F	6-6	207	Sr.	15.4	7.9
Joe Adkins	G	6-2	190	Sr.	10.0	2.4
Glendon Alexander	G/F	6-5	215	Sr.	9.4	2.8
Brian Montonati	F	6-9	220	Sr.	6.8	4.4
Alex Webber	F	6-10	257	Sr.	6.4	5.0
Doug Gottlieb	G	6-1	180	Sr.	4.2	2.2
Fredrik Jonzen	F	6-10	230	So.	2.3	2.7

## Top Newcomers

Name	Pos.	Ht.	Wt.	Yr.
Jason Keep	C	7-0	300	So.
Daniel Lawson	G	6-6	207	Jr.
Andre Williams	F	6-9	220	Fr.

## Key Losses

Name	Pos.	Ht.	Pts.	Reb.
Adrian Peterson	G	6-4	17.7	5.7

## General Information

**Location:** Stillwater, Okla.  
**Enrollment:** 21,216  
**Founded:** 1890  
**Nickname:** Cowboys  
**Colors:** Orange and black  
**Conference:** Big 12  
**Home Arena:** Gallagher-Iba Arena (6,381)  
**President:** Dr. James Halligan  
**Athletic Director:** Terry Don Phillips

## Coaching Staff

**Head Coach:** Eddie Sutton  
(Oklahoma State, '58)  
**Career Record:** 632-252 in 29 years  
**Record at OSU:** 202-88 in nine years  
**Sutton vs. NU:** 14-7  
**Basketball Office Phone:** (405) 744-5845  
**Best time to reach Sutton:** Weekday mornings  
**Assistant Coaches:** Sean Sutton, Jimmy Williams, Kyle Keller  
**Basketball Trainer:** Brian Farr

## Sports Information

**SID Contact:** Will Hancock  
**Office Phone:** (405) 707-7830  
**Home Phone:** (405) 377-2569  
**E-Mail Address:** willh@okstate.edu  
**SID FAX Number:** (405) 743-0256  
**Press Row Phone:** (405) 744-5757  
**Web Site Address:** www.okstate.com  
**SID Mailing Address:** 202 Gallagher-Iba  
Arena, Stillwater, OK 74078

# OSU

## Cowboy Schedule/Results

### 1999-2000 Schedule

Nov. 19-20	America's Youth Classic*
Nov. 19	TBA
Nov. 20	TBA
Nov. 23	at Arkansas-Little Rock
Nov. 27	North Texas
Dec. 1	Wichita State**
Dec. 4	Texas-San Antonio
Dec. 12	San Diego State
Dec. 15	Alcorn State
Dec. 18	at UNLV
Dec. 21	at Washington
Dec. 30	vs. LSU***
Jan. 8	Texas Tech
Jan. 15	at Baylor
Jan. 19	Texas
Jan. 22	at Texas A&M
Jan. 26	at Kansas State
Jan. 30	Baylor
Feb. 2	at Texas Tech
Feb. 5	Texas A&M
Feb. 7	Kansas
Feb. 12	at Oklahoma
Feb. 16	at Texas
Feb. 19	Nebraska
Feb. 21	at Missouri
Feb. 26	at Iowa State
March 1	Colorado
March 4	Oklahoma
March 9-12	Big 12 Tournament @ Kansas City, Mo.

\*-Stillwater, Okla.

\*\*Oklahoma City

\*\*\*-Sugar Bowl Classic, New Orleans, La.

### 1998-99 Results (23-11, 10-6)

W, 90-65	Northwestern (La.) State
W, 57-54	Marquette*
W, 58-37	at Hawaii*
W, 79-74	Texas Christian
L, 81-83	Florida Atlantic
L, 66-69	vs. UCLA**
W, 88-41	vs. Arkansas-Little Rock***
W, 114-62	Houston Baptist
L, 60-66	at Creighton
W, 81-69	at UNLV
W, 75-64	Southeast Missouri State
W, 75-69 (ot)	Kansas State
W, 64-59	at Texas A&M
W, 76-63	at Baylor
L, 43-54	Oklahoma
W, 69-55	at Texas Tech
W, 75-47	Baylor
L, 70-73	at Texas
W, 65-64	Southern Mississippi
W, 66-61	Texas A&M
W, 81-72	Iowa State
L, 65-72	at Oklahoma
L, 80-83	at Colorado
L, 68-73	Texas
W, 60-48	at Nebraska
W, 84-68	Missouri
L, 66-67 (ot)	at Kansas
W, 93-67	Texas Tech
W, 83-57	Baylor#
W, 60-57	Oklahoma#
W, 59-57	Texas#
L, 37-53	Kansas#
W, 69-61	Syracuse\$
L, 74-81	Auburn\$

\*-VoiceStream Wireless Challenge, Honolulu

\*\*John Wooden Classic, Anaheim, Calif.

\*\*\*-Oklahoma City, Okla.

#-Big 12 Conference Tournament,  
Kansas City, Mo.

\$-NCAA South Regional, Indianapolis, Ind.

# Texas A&M Aggies

12:45 p.m. (ESPN+) ♦ Saturday, March 4, 2000 ♦ Reed Arena ♦ College Station, Texas

## Aggie Schedule/Results

### 1999-2000 Schedule

Nov. 27	North Carolina A&T
Nov. 29	at North Texas
Dec. 1	Stephen F. Austin
Dec. 5	Virginia Commonwealth
Dec. 8	at Tulane
Dec. 11	vs. Rice (Houston, Texas)
Dec. 18	at Lamar
Dec. 21	at Dayton
Dec. 29-30	Cable Car Classic (Santa Clara, Calif.) Santa Clara, LaSalle, Mississippi State
Jan. 5	Centenary
Jan. 8	at Oklahoma
Jan. 12	Texas
Jan. 15	at Texas Tech
Jan. 17	Kansas
Jan. 22	Oklahoma State
Jan. 26	at Iowa State
Jan. 29	at Missouri
Feb. 2	Baylor
Feb. 5	at Oklahoma State
Feb. 12	Colorado
Feb. 16	at Baylor
Feb. 19	Texas Tech
Feb. 23	at Kansas State
Feb. 26	at Texas
March 1	Oklahoma
March 4	Nebraska
March 9-12	Big 12 Tournament @ Kansas City, Mo.

### 1998-99 Results (12-15, 5-11)

W, 80-59	North Texas
W, 67-55	at Stephen F. Austin
W, 76-67	Centenary
L, 86-89 (OT)	at Oral Roberts
W, 65-58	Alabama
W, 73-70	at Sam Houston State
W, 77-69	Lamar
W, 69-63	Tulane
L, 91-96 (3OT)	Arizona State
L, 68-92	at Southern
L, 57-95	at Kansas
L, 59-64	Oklahoma State
L, 91-96	Missouri
L, 68-82	at Texas Tech
L, 43-64	Iowa State
W, 57-56	at Baylor
W, 68-47	Texas Tech
L, 61-66	at Oklahoma State
L, 59-71	at Texas
W, 69-58	Baylor
W, 79-74	Kansas State
L, 75-102	at Oklahoma
L, 61-71	at Colorado
L, 54-63	Texas
W, 74-72	Oklahoma
L, 68-87	at Nebraska
L, 76-87	Kansas State*

\*-Big 12 Tournament, Kansas City, Mo.



Melvin Watkins  
Head Coach



Jerald Brown  
Forward

### General Information

**Location:** College Station, Texas  
**Enrollment:** 43,500  
**Founded:** 1872  
**Nickname:** Aggies  
**Colors:** Maroon and white  
**Conference:** Big 12  
**Home Arena:** Reed Arena (12,500)  
**President:** Dr. Ray M. Bowen  
**Athletic Director:** Wally Groff

### Coaching Staff

**Head Coach:** Melvin Watkins  
 (UNC Charlotte '77)  
**Career Record:** 54-35 in three years  
**Record at Texas A&M:** 12-15 in one year  
**Watkins vs. NU:** 0-1  
**Basketball Office Phone:** (409) 845-4531  
**Best time to reach Watkins:** Weekday mornings  
**Assistant Coaches:** Tom Billeter, Lew Hill,  
 Bobby Kummer  
**Basketball Trainer:** Mike Ricke

### Sports Information

**SID Contact:** Colin Killian  
**Office Phone:** (409) 845-3289  
**Home Phone:** (409) 779-5653  
**E-Mail Address:** colin@athletics.tamu.edu  
**SID FAX Number:** (409) 680-9493  
**Press Row Phone:** (409) 862-6944  
**SID Mailing Address:** Sports News Office,  
 Texas A&M University,  
 College Station, TX 77843-1228

### Key Media Contacts

**Local Beat Writer**  
 TBA--Bryan/College Station Eagle  
 (409) 776-4444

**Radio Network**  
**Play-by-Play Announcer:** Dave South  
**Color:** John Thornton  
**Flagship Station/Address:** Clear Channel Radio,  
 Texas A&M Athletic Dept.,  
 College Station, TX 77843-1228  
**Phone:** (409) 845-3248

### Aggie Outlook

**1998-99 Record:** 12-15, 5-11 in Big 12 (tie, 10th)  
**Final 1999 National Ranking:** None  
**1999 Postseason Play:** None  
**Lettermen Returning/Lost:** 5/7  
**Starters Returning/Lost:** 1/4

### Top Returnees

Name	Pos.	Ht.	Wt.	Yr.	Pts.	Reb.
Jerald Brown	F	6-8	225	Sr.	5.9	3.6
Aaron Jack	F	6-8	235	Sr.	5.6	4.0
Paul Jacobs	F	6-9	212	Sr.	3.4	3.2
Andy Leatherman	G	6-3	200	So.	2.7	1.2

### Top Newcomers

Name	Pos.	Ht.	Wt.	Yr.
Jamaal Gilchrist	G	6-1	175	Fr.
Carlton Brown	F	6-7	215	Jr.
Larry Scott	F	6-6	215	Fr.
Damon Escoffery	G	6-4	200	So.
Bernard King	G	6-5	200	Fr.
Andy Slocum	C	6-11	235	Fr.

### Key Losses

Name	Pos.	Ht.	Pts.	Reb.
Clifton Cook	G	6-1	15.6	5.4
Shanne Jones	F	6-5	14.3	6.0
Chris Clayton	G	6-3	8.7	2.3
Michael Schmidt	F/G	6-6	7.4	2.7
Joe White	C	6-10	6.0	3.4





# Big 12 Series Records, Notes

## The Baylor Series: Nebraska 6, Baylor 2

In Lincoln: Nebraska leads, 3-0  
 At Bob Devaney Sports Center: Nebraska leads, 2-0  
 In Waco: Nebraska leads, 2-1  
 At Ferrell Center: Series tied, 1-1  
 At Maui: Baylor leads, 1-0  
 In Kansas City: Nebraska leads, 1-0  
 In Kemper Arena: NU leads, 1-0

Year	NU-BU	Site	1996-97	60-71	(A)
1949-50	69-55	(H)	1997-98	66-55	(H)
1981-82	64-63	(A)		65-46*	(N)
1982-83	59-56	(H)	1998-99	68-55	(A)
1987-88	79-82	(N)	* Phillips 66 Big 12 Tournament		

### Husker-Bear Notes

◆ Nebraska won the first three series meetings, Baylor won the next two meetings, before Nebraska won three straight in the last two years.  
 ◆ Nebraska has won the only two meetings between the two schools at the Bob Devaney Sports Center, the site of this year's contest.

### Husker-Bear Superlatives

**Most consecutive wins (year ended):** Nebraska 3 (1982-83, 1998-99); Baylor 2 (1996-97)  
**Most points scored:** Nebraska 79, at Maui, Nov. 28, 1987; Baylor, 82, at Maui, Nov. 28, 1987  
**Highest combined score:** 161, Baylor 82, Nebraska 79, at Maui, Nov. 28, 1987  
**Biggest winning margin:** Nebraska, 19, at Kansas City, March 7, 1998 (65-46); Baylor, 11, at Waco, Feb. 19, 1997 (71-60)  
**Individual scoring high:** Nebraska 25, Venson Hamilton at Waco, Jan. 16, 1999; Baylor, 26, Terry Teagle at Waco, Dec. 9, 1981

## The Colorado Series: Nebraska 64, Colorado 59

In Lincoln: Nebraska leads, 42-12  
 At Bob Devaney Sports Center: Nebraska leads, 20-4  
 In Boulder: Colorado leads, 34-21  
 At Coors Events Center: Nebraska leads, 12-8  
 In Kansas City: Colorado leads, 13-1  
 At Kemper Arena: Colorado leads, 2-0  
 In Phillips 66 Big Eight Tournament: Colorado leads, 1-0

Year	NU-CU	Site	1953-54	67-75	(H)
1902-03	28-12	(A)		58-83	(A)
1919-20	27-16	(A)	1954-55	47-89	(KC)
	24-17	(A)		84-77	(H)
1937-38	29-18	(H)		66-77	(A)
1947-48	59-55	(A)	1955-56	63-78	(A)
	58-53	(H)		50-77	(H)
1948-49	45-43	(H)	1956-57	74-52	(H)
	56-45	(A)		56-60	(A)
1949-50	57-67	(KC)	1957-58	50-41	(H)
	59-72	(A)		52-54	(A)
	59-49	(H)	1958-59	50-54	(KC)
1950-51	45-51	(A)		50-57	(A)
	58-45	(H)		62-61	(H)
1951-52	63-68	(B)	1959-60	55-64	(KC)
	63-61	(H)		57-62	(A)
	65-67	(A)		54-58	(H)
1952-53	53-67	(KC)	1960-61	65-61	(H)
	80-65	(A)		**51-66	(A)
	78-86	(H)	1961-62	56-58	(H)

	63-74	(A)	1979-80	53-44	(A)
1962-63	47-59	(KC)		55-56	(H)
	47-75	(H)	1980-81	59-62	(H)
	51-80	(A)		57-56	(A)
1963-64	58-80	(KC)		*66-70	(H)
	52-60	(H)	1981-82	74-57	(A)
	73-89	(A)		74-57	(H)
1964-65	52-70	(KC)	1982-83	69-72	(A)
	52-62	(A)		68-56	(H)
	66-59	(H)	1983-84	57-60	(A)
1965-66	70-63	(H)		75-67	(H)
	88-95	(A)	1984-85	85-67	(H)
1966-67	66-73	(KC)		61-64	(A)
	84-80	(H)	1985-86	77-60	(A)
	57-64	(A)		79-72	(H)
1967-68	87-73	(H)	1986-87	86-66	(H)
	73-75	(A)		68-65	(A)
1968-69	81-83	(A)	1987-88	63-57	(A)
	79-65	(H)		75-67	(H)
1969-70	60-72	(KC)	1988-89	80-83	(A)
	60-58	(H)		97-59	(H)
	59-76	(A)	1989-90	91-82	(A)
1970-71	77-67	(KC)		96-82	(H)
	65-63	(A)	1990-91	69-86	(A)
	85-71	(H)		86-72	(H)
1971-72	67-55	(H)	1991-92	84-74	(A)
	57-67	(A)		84-70	(H)
1972-73	59-67	(H)	1992-93	82-67	(A)
	63-71	(A)		76-67	(H)
1973-74	64-65	(A)	1993-94	106-67	(H)
	65-42	(H)		81-86	(A)
1974-75	85-59	(H)	1994-95	100-86	(A)
	61-62	(A)		74-80	(H)
1975-76	66-64	(A)	1995-96	79-74	(H)
	80-61	(H)		64-78	(A)
1976-77	50-55	(KC)	1996-97	73-79	(A)
	69-54	(H)		77-69	(H)
	73-62	(A)	1997-98	87-72	(H)
1977-78	64-73	(A)		79-71	(A)
	86-75	(H)	1998-99	72-55	(H)
1978-79	61-74	(KC)		57-52	(A)
	61-64	(A)	*Phillips 66 Big Eight Tournament		
	79-52	(H)	**Colorado forfeit		

### Husker-Buffalo Notes

◆ Nebraska has won 20 of the last 25 meetings between the teams to take a 64-59 series lead. Nebraska has won 16 of the last 17 over the Buffs in Lincoln, dropping only an 80-74 decision in 1994-95.  
 ◆ Colorado is Nebraska's second-oldest Big Eight rival, as the teams first met during the 1902-03 season in Boulder. The series, though, ranks as Nebraska's second shortest among former Big Eight teams at 123 games (NU has faced Oklahoma State 103 times).  
 ◆ Nebraska swept Colorado for the second straight season in 1998-99, marking the first time it had back-to-back series sweeps since the 1992 and 1993 seasons. NU swept six of eight season series between 1985-93.

### Husker-Buffalo Superlatives

**Most consecutive wins (year ended):** Nebraska eight (1949-50, first eight games of series); Colorado 11 (1964-65)  
**Most points scored:** Nebraska 106, at Lincoln, Jan. 8, 1994; Colorado, 95, at Boulder, March 5, 1966  
**Highest combined score:** 186, Nebraska 100, Colorado 86, at Boulder, Feb. 8, 1995  
**Biggest winning margin:** Nebraska, 39, at Lincoln, Jan. 8, 1994 (105-67); Colorado 42, at Big Seven Tournament, Dec. 29, 1954 (89-47)  
**Individual scoring high:** Nebraska 31, Jaron Boone, at Boulder, Feb. 8, 1995, Tyronn Lue, at Boulder, Feb. 21, 1998; Colorado, 42, Chuck Gardner, at Boulder, March 5, 1966

## The Iowa State Series: Nebraska 123, Iowa State 87

In Lincoln: Nebraska leads, 73-27

At Bob Devaney Sports Center: Nebraska leads, 16-8

In Ames: Iowa State leads, 52-45

At Hilton Coliseum: Iowa State leads, 15-13

In Kansas City: Iowa State leads, 8-5

At Kemper Arena: Iowa State leads, 2-1

In Phillips 66 Big Eight Tournament: Iowa State leads, 2-1

Year	NU-ISU	Site	1932-33	(OT)	25-30	(H)
1908-09	42-20	(H)			43-16	(A)
	40-21	(H)	1933-34		37-31	(A)
	16-22	(A)			26-21	(H)
1909-10	31-17	(A)	1934-35		32-31	(H)
	24-21	(H)			14-22	(A)
	29-26	(H)	1935-36	(OT)	40-41	(A)
1910-11	23-34	(A)			49-20	(H)
	17-18	(A)	1936-37		45-33	(H)
	41-20	(H)			48-31	(A)
1911-12	31-33	(H)	1937-38		35-32	(A)
	27-31	(A)			50-23	(H)
	22-19	(A)	1938-39		51-44	(H)
1912-13	33-12	(H)			28-41	(A)
	40-14	(H)	1939-40		44-28	(H)
	31-21	(A)			33-40	(A)
1913-14	31-12	(A)	1940-41		38-35	(A)
	29-12	(A)			41-36	(H)
	16-10	(A)	1941-42		33-39	(A)
1914-15	28-8	(H)			39-31	(H)
	24-12	(H)	1942-43		38-50	(A)
	15-9	(A)			51-36	(H)
1915-16	16-3	(A)	1943-44		24-56	(H)
	24-16	(H)			35-58	(A)
	41-13	(H)	1944-45		38-50	(H)
1916-17	3-15	(H)			45-47	(A)
	25-12	(H)	1945-46		39-57	(A)
	24-12	(A)			45-57	(H)
1917-18	11-25	(A)	1946-47		54-51	(KC)
	35-21	(H)			44-61	(A)
	31-14	(H)	1947-48		54-56	(H)
1918-19	23-14	(A)			44-55	(A)
	29-17	(A)	1948-49		62-57	(H)
	7-19	(A)			71-50	(H)
1919-20	17-24	(A)	1949-50	(OT)	85-67	(KC)
	22-24	(H)			64-46	(H)
	24-21	(H)		(OT)	56-54	(A)
1920-21	30-38	(A)	1950-51		51-49	(H)
	32-23	(A)			51-67	(A)
	33-16	(H)	1951-52		66-76	(KC)
1921-22	37-11	(H)			72-78	(A)
	21-14	(A)			75-53	(H)
	7-26	(H)	1952-53		83-79	(KC)
1922-23	21-15	(A)			60-78	(H)
	17-21	(H)			66-93	(A)
	18-16	(A)	1953-54		74-60	(A)
1923-24	27-14	(H)			78-65	(H)
	37-17	(H)	1954-55		76-63	(H)
	28-13	(A)			75-82	(A)
1924-25	18-13	(H)	1955-56	(OT)	69-71	(H)
	27-12	(A)			74-94	(A)
	35-19	(H)	1956-57		69-89	(KC)
1925-26	24-26	(A)			47-59	(A)
	37-26	(H)			67-58	(H)
	32-26	(A)	1957-58		51-61	(KC)
1926-27	45-39	(H)			52-57	(H)
	33-37	(A)			63-78	(A)
	32-22	(A)	1958-59		52-49	(H)
1927-28	52-50	(H)			56-59	(A)
	31-19	(H)	1959-60		53-57	(A)
	28-42	(A)			69-49	(H)
1928-29	28-24	(A)				
	32-33	(H)				

1960-61	58-66	(H)	1980-81	61-56	(A)
	62-68	(A)		81-61	(H)
1961-62	72-84	(A)	1981-82	60-47	(H)
	66-79	(H)		61-63	(A)
1962-63	68-82	(KC)	1982-83	59-54	(A)
	69-83	(A)		67-66	(H)
	54-75	(H)		*94-71	(H)
1963-64	55-52	(A)	1983-84	64-63	(A)
	57-55	(H)		48-69	(H)
1964-65	62-69	(KC)	1984-85	65-76	(A)
	88-79	(H)		74-57	(H)
	69-65	(A)	1985-86	75-58	(H)
1965-66	76-74	(A)		73-81	(A)
	81-70	(H)		*58-75	(KC)
1966-67	94-82	(H)	1986-87	75-91	(A)
	76-65	(A)		66-65	(H)
1967-68	70-85	(A)	1987-88	76-114	(A)
	(OT) 92-93	(H)		84-85	(H)
1968-69	(OT) 93-99	(A)	1988-89	76-88	(A)
	(OT) 74-75	(H)		77-74	(H)
1969-70	74-66	(KC)	1989-90	83-91	(H)
	70-72	(A)		85-101	(A)
	87-81	(H)	1990-91	97-87	(H)
1970-71	84-62	(H)		65-57	(A)
	(OT) 69-67	(A)	1991-92	68-63	(H)
1971-72	76-71	(H)		80-70	(A)
	67-76	(A)	1992-93	69-96	(A)
1972-73	64-75	(KC)		91-87	(H)
	60-81	(A)	1993-94	78-72	(A)
	76-82	(H)		102-96	(H)
1973-74(3OT)	91-88	(H)	1994-95	69-72	(A)
	58-76	(A)		77-79	(H)
1974-75	75-62	(H)	1995-96	65-75	(H)
	69-82	(A)		59-74	(A)
1975-76	66-56	(A)		60-62*	(N)
	82-66	(H)	1996-97	67-77	(H)
1976-77	75-55	(KC)		(OT) 74-69	(A)
	49-48	(A)	1997-98	63-49	(H)
	66-51	(H)		70-62	(A)
1977-78	59-65	(H)	1998-99	47-52	(A)
	62-56	(A)		59-57	(H)
1978-79	72-68	(A)			
	46-48	(H)			
1979-80	58-50	(A)			
	69-66	(H)			

\*Phillips 66 Big Eight Tournament

### Husker-Cyclone Notes

◆ Recently, the series has been one of streaks. Nebraska has won four of the last five meetings in the series, after an Iowa State six-game winning streak. From 1991-94, the Huskers won seven of eight games between the two schools.

◆ Nebraska's win in Ames in 1997-98 was a significant one. It marked the first time NU had won six straight league games in 17 seasons and the first time NU won three consecutive league road games in 14 years. The Huskers have won five of the last nine meetings at Hilton Coliseum.

### Husker-Cyclone Superlatives

**Most consecutive wins (year ended):** Nebraska, 16 (1914-15); Iowa State, seven (1962-63)

**Most points scored:** Nebraska, 97, at Lincoln, Jan. 12, 1991; Iowa State 114, at Ames, Jan. 20, 1988

**Highest combined score:** 198, Nebraska 102, Iowa State 96, at Lincoln, Feb. 12, 1994

**Biggest winning margin:** Nebraska 29, at Lincoln, Feb. 15, 1936 (49-20); Iowa State 38, at Ames, Jan. 20, 1988 (114-74)

**Individual scoring high:** Nebraska 32, Marvin Stewart, twice; Iowa State 39, Don Smith, at Lincoln, Jan. 5, 1968

# The Kansas Series: Kansas 145, Nebraska 70

In Lincoln: Kansas leads, 52-43

At Bob Devaney Sports Center: Nebraska leads, 15-8

In Lawrence: Kansas leads, 76-23

Allen Fieldhouse: Kansas leads, 37-7

In Kansas City: Kansas leads, 16-4

At Kemper Arena: Kansas leads, 4-1

In Manhattan: Kansas leads, 1-0

In Phillips 66 Big Eight Tournament: Kansas leads, 4-1

Year	NU-KU	Site	1931-32	31-34	(H)
1899-1900	48-8	(H)	1901-02	35-29	(A)
1901-02	35-29	(A)	1902-03	23-19	(H)
1902-03	23-19	(H)	1905-06	17-37	(H)
1905-06	17-37	(H)	1906-07	32-19	(A)
1906-07	32-19	(A)	1907-08	20-17	(A)
1907-08	20-17	(A)		23-21	(A)
				26-28	(H)
				25-28	(H)
1908-09	13-48	(A)	1936-37	22-27	(A)
	17-36	(A)		37-32	(H)
	13-18	(H)	1937-38	33-48	(A)
	22-28	(KC)		47-50	(H)
	15-24	(KC)	1938-39	48-37	(H)
	32-29	(KC)		46-49	(A)
1909-10	17-33	(A)	1939-40	24-40	(A)
	16-40	(A)		41-48	(H)
	20-40	(H)	1940-41	38-44	(A)
	13-40	(H)		53-55	(H)
1910-11	15-11	(A)	1941-42	32-51	(H)
	12-37	(A)		30-58	(A)
	38-26	(H)	1942-43	24-56	(H)
	34-24	(H)		33-52	(A)
1911-12	30-26	(A)	1943-44	27-51	(A)
	30-27	(A)		47-56	(H)
	49-21	(H)	1944-45	33-48	(A)
	29-28	(H)		59-45	(H)
1912-13	40-26	(H)	1945-46	45-56	(H)
	18-16	(A)		30-72	(A)
	*24-30	(N)	1946-47	48-46	(H)
1914-15	17-45	(A)		37-69	(A)
	23-30	(A)	1947-48 (OT)	60-64	(KC)
1915-16	34-33	(H)		61-57	(A)
	40-27	(H)		70-64	(H)
1916-17	21-19	(A)	1948-49	52-34	(H)
	10-30	(A)		49-39	(A)
1917-18	24-23	(H)	1949-50	57-56	(H)
	25-31	(H)		36-49	(A)
1918-19	17-31	(A)	1950-51	47-63	(KC)
	29-24	(A)		41-66	(A)
1921-22	15-25	(H)		52-61	(H)
	18-41	(A)	1951-52	66-69	(H)
1922-23	20-30	(A)		52-90	(A)
	15-36	(H)	1952-53	66-73	(KC)
1923-24	18-19	(A)		59-65	(H)
	10-13	(H)		58-77	(A)
1924-25	20-25	(H)	1953-54	68-79	(A)
	20-28	(A)		62-67	(H)
1925-26	14-25	(H)	1954-55	66-69	(KC)
	17-30	(A)		66-62	(H)
1926-27	27-24	(A)		66-55	(A)
	25-34	(H)	1955-56	56-80	(A)
1927-28	27-33	(A)		56-60	(H)
	32-28	(H)	1956-57	54-69	(H)
1928-29	30-29	(H)		60-87	(A)
	37-31	(A)	1957-58	46-102	(A)
1929-30	20-27	(A)		43-41	(H)
	35-36	(H)	1958-59	55-63	(H)
1930-31 (OT)	31-30	(A)		50-66	(A)
	29-34	(H)	1959-60	47-60	(H)
				74-79	(A)

1960-61	53-78	(KC)	1978-79 (OT)	66-64	(H)
	33-38	(H)		59-66	(A)
	69-68	(A)	1979-80	64-57	(H)
1961-62	68-69	(KC)		61-56	(A)
	69-67	(A)	1980-81	57-54	(H)
	70-73	(H)		49-75	(A)
1962-63	53-72	(A)	1981-82	75-55	(H)
	39-45	(H)		63-66	(A)
1963-64	48-74	(A)	1982-83	68-61	(H)
	55-64	(H)		60-58	(A)
1964-65	56-66	(H)	1983-84	61-77	(A)
	62-71	(A)		66-67	(H)
1965-66	61-71	(KC)	1984-85	80-91	(H)
	83-75	(H)		65-70	(A)
	73-110	(A)		**69-74	(A)
1966-67	58-84	(A)	1985-86	70-81	(H)
	57-64	(H)		61-79	(A)
1967-68	60-71	(A)	1986-87	65-86	(A)
	76-69	(H)		(OT) 83-81	(H)
1968-69	56-82	(KC)	1987-88	70-68	(H)
	52-56	(H)		48-70	(A)
	73-79	(A)	1988-89	74-70	(H)
1969-70	78-73	(KC)		71-80	(A)
	84-73	(H)	1989-90	93-98	(H)
	87-100	(A)		67-94	(A)
1970-71	52-72	(KC)	1990-91	77-85	(A)
	67-81	(H)		85-75	(H)
	54-59	(A)		**87-83	(KC)
1971-72 (OT)	55-57	(A)	1991-92	78-103	(A)
	99-78	(H)		(OT) 83-81	(H)
1972-73	74-72	(KC)	1992-93	68-64	(H)
	59-46	(A)		83-94	(A)
	62-59	(H)	1993-94	87-94	(A)
1973-74	66-75	(KC)		96-87	(H)
	64-79	(A)	1994-95	67-84	(A)
	46-51	(H)		68-91	(H)
1974-75	62-63	(KC)	1995-96	73-88	(H)
	44-72	(A)		71-81	(A)
	(2OT) 77-79	(H)	1996-97(OT)	77-82	(A)
1975-76	66-69	(KC)		65-85	(H)
	57-54	(H)	1997-98	76-96	(A)
	62-58	(A)		71-82	(H)
1976-77	60-57	(H)		**59-91	(KC)
	66-74	(A)	1998-99	84-69	(H)
	**58-61	(A)		64-59	(A)
1977-78	62-58	(H)		**53-77	(KC)
	70-75	(A)			

\*at Manhattan, Kan.

\*\*Phillips 66 Big Eight/Big 12 Tournament

## Husker-Jayhawk Notes

◆ Nebraska's regular-season sweep of Kansas last season marked the Huskers first against the Jayhawks in 16 seasons and NU's win at Lawrence was its first at Allen Fieldhouse since 1983.

◆ The Huskers' 15-point victory over KU in Lincoln last season was their largest against the Jayhawks since a 75-55 win at home in 1982.

◆ Nebraska handed Kansas its worst loss ever, 48-8, in the first-ever meeting between the schools, March 2, 1900. Kansas turned the trick on Nebraska during the 1957-58 season, handing the Cornhuskers their worst loss ever, 102-46, at Lawrence.

◆ The Huskers and Jayhawks combined for 39 points in overtime at Lawrence in 1996-97, one off an NCAA record.

## Husker-Jayhawk Superlatives

**Most consecutive wins (year ended):** Nebraska eight (1912-13); Kansas 12 twice (1944-45, 1954-55)

**Most points scored:** Nebraska 99, at Lincoln, Feb. 19, 1972; Kansas, 110, at Lawrence, Feb. 26, 1966

**Highest combined score:** 191, Kansas 98, Nebraska 93, at Lincoln, Jan. 8, 1990

**Biggest winning margin:** Nebraska 40, at Lincoln, March 2, 1900 (48-8); Kansas 56, at Lawrence, Feb. 8, 1958 (102-46)

**Individual scoring high:** Nebraska 38, Tom Russell, at Lincoln, 1962; Feb. 21, Kansas 46, Wilt Chamberlain, at Lawrence, Feb. 8, 1958



## The Kansas State Series: Kansas State 112, Nebraska 83

In Lincoln: Nebraska leads, 52-32

At Bob Devaney Sports Center: Nebraska leads, 16-8

In Manhattan: Kansas State leads, 64-28

At Bramlage Coliseum: Kansas State leads, 8-3

In Kansas City: Kansas State leads, 16-3

At Kemper Arena: Kansas State leads, 6-0

In the Phillips 66 Big Eight Tournament: Kansas State leads, 6-0

Year	NU-KSU	Site	1943-44	54-47	(H)
1905-06	50-14	(A)		37-40	(A)
1907-08	36-18	(A)	1944-45	46-49	(KC)
1908-09	38-31	(A)		48-70	(A)
1909-10	16-27	(A)		47-55	(H)
	17-28	(H)	1945-46	62-47	(KC)
1911-12	26-25	(A)		44-37	(H)
1912-13	27-16	(H)		49-54	(A)
1914-15	26-19	(A)	1946-47	54-63	(A)
	26-20	(A)		54-50	(H)
1915-16	21-20	(H)	1947-48	45-64	(H)
	26-25	(H)		49-56	(A)
1916-17	13-45	(A)	1948-49	34-48	(KC)
	10-34	(A)		70-48	(H)
1917-18	31-23	(A)		28-53	(A)
	16-26	(A)	1949-50(OT)	65-63	(H)
1918-19	32-34	(H)		60-63	(A)
	21-30	(A)	1950-51	53-72	(KC)
1921-22	25-24	(A)		50-79	(H)
	21-13	(H)		48-74	(A)
1922-23	21-15	(A)	1951-52	67-87	(KC)
	14-17	(H)		36-71	(A)
1923-24	27-14	(H)		60-75	(H)
	23-26	(A)	1952-53	80-67	(H)
1924-25	23-11	(A)		80-108	(A)
	32-20	(H)	1953-54	78-74	(KC)
1925-26	26-41	(A)		88-75	(H)
	21-28	(H)		70-91	(A)
1926-27	23-34	(H)	1954-55	69-59	(H)
	26-24	(A)		62-79	(A)
1927-28	24-29	(H)	1955-56	51-79	(KC)
	22-28	(A)		56-66	(H)
1928-29	21-30	(A)		50-73	(A)
	62-45	(H)	1956-57	53-89	(A)
1929-30	41-39	(A)		56-81	(H)
	42-46	(H)	1957-58	57-88	(KC)
1930-31	37-31	(A)		59-74	(A)
	30-32	(H)		55-48	(H)
1931-32	20-32	(A)	1958-59	43-50	(H)
	32-26	(H)		51-76	(A)
1932-33	31-25	(H)	1959-60	63-71	(KC)
	30-36	(A)		70-60	(H)
1933-34	24-25	(A)		74-83	(A)
	38-31	(H)	1960-61	67-77	(H)
1934-35	41-47	(A)		56-75	(A)
	28-21	(H)	1961-62	48-60	(KC)
1935-36	43-30	(H)		53-72	(A)
	40-32	(A)		60-84	(H)
1936-37	41-38	(A)	1962-63	53-66	(A)
	40-37	(H)		60-72	(H)
1937-38	46-32	(H)	1963-64	78-100	(KC)
	29-41	(A)	(OT)	66-73	(H)
1938-39	38-43	(A)		48-50	(A)
	42-34	(H)	1964-65	62-57	(A)
1939-40	25-32	(A)		67-79	(H)
	61-28	(H)	1965-66	82-71	(A)
1940-41	33-23	(H)		79-69	(H)
	32-35	(A)	1966-67	81-98	(KC)
1941-42	44-38	(H)		67-59	(A)
	35-38	(A)		79-71	(H)
1942-43	41-32	(A)	1967-68	66-62	(KC)
(OT)	50-47	(H)		62-78	(A)

	92-68	(H)		*39-41	(H)
1968-69	72-95	(A)	1984-85	75-63	(H)
	88-71	(H)		62-68	(A)
1969-70	64-71	(H)	1985-86	**54-64	(H)
	62-79	(A)		64-60	(A)
1970-71	69-70	(A)	1986-87	82-114	(A)
	87-71	(H)		78-76	(H)
1971-72	61-60	(H)		*45-47	(KC)
(OT)	76-81	(A)	1987-88	63-65	(A)
1972-73	55-82	(H)		67-77	(H)
	70-97	(A)		*70-75	(KC)
1973-74	47-68	(KC)	1988-89	68-80	(H)
	65-73	(H)		66-80	(A)
	58-54	(A)	1989-90	74-71	(H)
1974-75	63-80	(KC)		57-80	(A)
	74-61	(H)	1990-91	74-69	(A)
	64-65	(A)		85-78	(H)
1975-76	65-59	(A)	1991-92	66-70	(A)
	53-65	(H)		91-62	(H)
1976-77	52-57	(H)	1992-93	64-66	(H)
	62-67	(A)		80-59	(A)
1977-78	60-69	(KC)		*45-47	(KC)
	77-63	(A)	1993-94	76-68	(A)
	63-50	(H)		86-77	(H)
1978-79	55-53	(H)	1994-95	78-56	(H)
	46-58	(A)		73-75	(A)
	*60-61(2OT)	(A)	1995-96	68-77	(A)
1979-80	64-66 (2OT)	(A)		70-66	(H)
	70-58	(H)	1996-97(OT)	87-77	(H)
	*59-60	(A)		53-61	(A)
1980-81	59-49	(H)	1997-98	49-72	(A)
	49-66	(A)		63-69	(H)
1981-82	64-75	(H)	1998-99	70-61	(H)
	50-67	(A)		45-62	(A)
1982-83	59-43	(H)			
	56-45	(A)			
1983-84	47-46	(A)			
	63-56	(H)			

\*Phillips 66 Big Eight Tournament  
\*\*Kansas State forfeit

### Husker-Wildcat Notes

◆ Nebraska handed Kansas State a 36-point setback in series' initial game at Manhattan during the 1905-06 season.

◆ The teams have split four of the last five regular-season series with K-State sweeping the Huskers in 1997-98.

◆ Nebraska's rally from a 20-point first-half deficit against Kansas State in 1996-97 was the biggest comeback by a Danny Nee-coached Nebraska team. The 18-point halftime deficit NU overcame against the 'Cats was the largest since complete box scores have been included in NU record books, beginning with the 1972-73 season.

◆ After upsetting Kansas in 1958 at Lincoln, the Huskers upset Kansas State and Omaha native Bob Boozer in their next outing, 55-48. Despite the loss, Kansas State was No. 1 in the AP poll when the new ranking came out the day after the game and 'Cats went on to finish fourth in NCAA Tournament.

### Husker-Wildcat Superlatives

**Most consecutive wins (year ended):** Nebraska six, twice (1916-17, 1937-38); Kansas State 11, (1964-65)

**Most points scored:** Nebraska 92, in Lincoln, Feb. 10, 1968; Kansas State 114, at Manhattan, Jan. 14, 1987

**Biggest winning margin:** Nebraska 36, at Manhattan, 1905-06 (50-14, first game of series); Kansas State 36, at Manhattan, Feb. 4, 1957 (89-53)

**Individual scoring high:** Nebraska, 34, Jerry Fort, in Lincoln, Jan. 17, 1976; Kansas State 30, Willie Murrell, at Kansas City, Mo., Dec. 26, 1963 and Mike Evans, at Manhattan, Feb. 18, 1976

# The Missouri Series: Missouri 108, Nebraska 82

In Lincoln: Nebraska leads, 49-36

At Bob Devaney Sports Center: Nebraska leads, 12-11

In Columbia: Missouri leads, 60-25

At Hearnese Center: Missouri leads, 21-6

In Kansas City: Missouri leads, 12-9

At Kemper Arena: Missouri leads, 6-2

In the Phillips 66 Big Eight Tournament: Missouri leads, 6-1

Year	NU-MU	Site	1945-46	54-63	(KC)
1907-08	41-30	(H)		44-42	(A)
	43-31	(H)		42-39	(H)
1908-09	24-26	(H)	1946-47	41-47	(A)
1910-11	26-39	(A)		49-60	(H)
	(OT) 36-37	(A)	1947-48	46-44	(KC)
	30-23	(H)		54-66	(H)
	20-23	(H)		41-47	(A)
1916-17	16-18	(H)	1948-49	50-52	(KC)
	7-18	(H)		47-46	(H)
1917-18	9-22	(A)		52-48	(A)
	8-16	(A)	1949-50	50-41	(H)
1918-19	28-26	(A)		55-48	(A)
	21-14	(A)	1950-51	54-52	(KC)
1921-22	31-46	(H)		54-52	(H)
	16-55	(A)		57-68	(A)
1922-23	18-33	(A)	1951-52	55-60	(H)
	22-39	(A)		53-68	(A)
1923-24	24-18	(H)	1952-53	73-62	(H)
	31-11	(A)		59-66	(A)
1924-25	25-20	(A)	1953-54	57-72	(KC)
	24-21	(H)		80-72	(H)
1925-26	24-26	(H)		67-82	(A)
	22-24	(A)	1954-55	58-75	(KC)
1926-27	35-23	(A)		59-67	(A)
	27-22	(H)		73-76	(H)
1927-28	15-36	(A)	1955-56	66-71	(KC)
	36-26	(H)		83-77	(H)
1928-29	25-30	(H)		80-88	(A)
	39-33	(A)	1956-57	70-65	(KC)
1929-30	21-27	(A)		84-65	(A)
	34-31	(H)		53-49	(H)
1930-31	42-32	(H)	1957-58	54-55	(A)
	20-33	(A)		(OT) 67-62	(H)
1931-32	18-30	(A)	1958-59	81-69	(H)
	28-32	(H)		81-79	(A)
1932-33	33-37	(A)	1959-60	78-67	(KC)
	31-39	(H)		61-69	(A)
1933-34	26-36	(A)		64-59	(H)
	34-27	(H)	1960-61	90-72	(KC)
1934-35	31-32	(A)		62-48	(H)
	21-23	(H)		76-97	(A)
1935-36	31-26	(H)	1961-62	65-63	(A)
	43-33	(A)		63-81	(H)
1936-37	31-22	(A)	1962-63	61-69	(H)
	50-21	(H)		72-84	(A)
1937-38	18-27	(H)	1963-64	(OT) 74-69	(H)
	30-38	(A)		60-78	(A)
1938-39	41-54	(A)	1964-65	74-92	(H)
	36-46	(H)		66-84	(A)
1939-40	33-46	(A)	1965-66	(OT) 69-67	(KC)
	40-41	(H)		82-60	(H)
1940-41	40-29	(H)		71-53	(A)
	38-36	(A)	1966-67	99-82	(H)
1941-42	51-45	(H)		80-73	(A)
	41-40	(A)	1967-68	75-66	(H)
1942-43	39-36	(A)		70-91	(A)
	56-50	(H)	1968-69	76-70	(KC)
1943-44	(OT) 32-36	(H)		87-71	(H)
	29-44	(A)		60-79	(A)
1944-45	41-47	(H)	1969-70	60-48	(H)
	(20T) 54-55	(A)		63-80	(A)

1970-71	81-72	(H)	1985-86	67-68	(H)
	65-77	(A)		75-66	(A)
1971-72	64-76	(KC)	1986-87	71-87	(H)
	65-80	(A)		64-80	(A)
	54-61	(H)	1987-88	70-68	(H)
1972-73	65-78	(H)		67-92	(A)
	70-86	(A)	1988-89	72-89	(H)
1973-74	75-58	(H)		63-79	(A)
	(OT) 88-87	(A)		*70-98	(KC)
1974-75	74-88	(A)	1989-90	95-111	(H)
	80-77	(H)		85-107	(A)
1975-76	57-62	(H)	1990-91	89-75	(H)
	(OT) 84-95	(A)		71-91	(A)
1976-77	63-76	(A)		*82-90	(KC)
	60-58	(H)	1991-92	73-83	(H)
1977-78	56-55	(H)		61-87	(A)
	52-74	(A)	1992-93	(OT) 88-87	(H)
	*58-61	(KC)		76-75	(A)
1978-79	(OT) 58-56	(KC)	1993-94	73-89	(H)
	60-76	(A)		78-80	(A)
	76-64	(H)		*98-91	(KC)
1979-80	63-84	(H)	1994-95	74-82	(H)
	60-73	(A)		78-75	(A)
1980-81	66-53	(H)	1995-96	76-58	(H)
	45-55	(A)		98-99	(A)
1981-82	42-44	(H)	1996-97	76-53	(H)
	67-51	(A)		74-75	(A)
	*53-58	(KC)		*72-78	(KC)
1982-83	56-79	(A)	1997-98	(OT) 76-81	(A)
	51-54	(H)		(OT) 67-66	(H)
	*63-69	(KC)	1998-99	57-80	(A)
1983-84	48-50	(H)		69-61	(H)
	(OT) 61-56	(A)			
1984-85	74-66	(H)			
	50-69	(A)			

\*Phillips 66 Big Eight/  
Big 12 Tournament

## Husker-Tiger Notes

◆ One of Nebraska's biggest wins ever was a 67-51 victory at 19-0 and No. 1 Missouri, Feb. 6, 1982.

◆ Nebraska's Jerry Fort scored a then-school record 40 points in the Huskers' 80-77 homecourt win over the Tigers, Feb. 22, 1975.

◆ The two teams have split the last five regular-season series.

◆ The 1997-98 Mizzou-Nebraska series marked the second time in school history the Huskers have played two overtime games in one season against the same opponent. NU and Oklahoma went extra sessions in both 1995-96 meetings.

## Husker-Tiger Superlatives

**Most consecutive wins (year ended):** Nebraska six, three times (1943-44, 1950-51, 1967-68); Missouri six, four times (1933-34, 1940-41, 1973-74, 1989-90)

**Most points scored:** Nebraska 99, at Lincoln, Jan. 28, 1967; Missouri 111, at Lincoln, Jan. 13, 1990

**Highest combined score:** 206, Missouri 111, Nebraska 95, at Lincoln, Jan. 13, 1990

**Biggest winning margin:** Nebraska 29, at Lincoln, Feb. 19, 1937 (50-21); Missouri 39, at Columbia, Feb. 24, 1922 (55-16)

**Individual scoring high:** Nebraska 40, Jerry Fort, at Lincoln, Feb. 22, 1974; Missouri 46, Joe Scott, at Columbia, March 6, 1961

## The Oklahoma Series: Oklahoma 95, Nebraska 78

In Lincoln: Nebraska leads, 44-35

At Bob Devaney Sports Center: Series tied, 11-11

In Norman: Oklahoma leads, 55-20

At Lloyd Noble Center: Oklahoma leads, 19-4

In Kansas City: Nebraska leads, 14-5

At Kemper Arena: Nebraska leads, 7-2

In Phillips 66 Big Eight Tournament: Nebraska leads, 3-2

Year	NU-OU	Site	1950-51	49-72	(A)
1920-21	34-20	(H)	1920-21	46-44	(H)
	32-21	(H)	1951-52	67-66	(H)
1921-22	21-29	(A)	1952-53	59-65	(A)
	39-34	(H)	1952-53	59-53	(A)
1922-23	25-19	(H)	1953-54	70-78	(H)
	25-31	(A)	1953-54	70-86	(KC)
1923-24	35-21	(H)		76-72	(H)
	20-32	(H)	1954-55	68-76	(A)
1924-25	23-18	(A)	1954-55	75-67	(H)
	31-17	(H)		76-78	(A)
1926-27	37-29	(A)	1955-56	(OT) 68-61	(A)
	36-26	(H)		(OT) 64-63	(H)
1927-28	36-38	(H)	1956-57	53-55	(A)
	28-43	(A)		64-55	(H)
1928-29	20-29	(A)	1957-58	57-54	(H)
	34-39	(H)		39-66	(A)
1929-30	35-30	(H)	1958-59	60-43	(KC)
	47-37	(A)		48-54	(A)
1930-31	36-30	(A)		54-65	(H)
	41-30	(H)	1959-60	54-63	(A)
1931-32	34-37	(H)		49-50	(H)
	32-46	(A)	1960-61	58-69	(A)
1932-33	35-39	(A)		83-61	(H)
	27-38	(H)	1961-62	57-56	(H)
1933-34	36-44	(H)		71-69	(A)
	23-53	(A)	1962-63	93-86	(KC)
1934-35	32-38	(A)		77-84	(A)
	32-24	(H)		75-77	(H)
1935-36	40-33	(A)	1963-64	66-75	(KC)
	55-28	(H)		76-69	(H)
1936-37	31-34	(H)		76-82	(A)
	33-29	(A)	1964-65	82-89	(A)
1937-38	48-50	(A)		67-63	(H)
	52-42	(H)	1965-66	92-79	(KC)
1938-39	39-56	(A)		86-78	(H)
	45-53	(H)		85-81	(A)
1939-40	41-56	(H)	1966-67	87-99	(A)
	28-45	(A)		97-78	(H)
1940-41	29-40	(H)	1967-68	75-65	(KC)
	43-42	(A)		110-90	(H)
1941-42	29-37	(A)		89-83	(A)
	41-46	(H)	1968-69	70-47	(KC)
1942-43	32-56	(H)		90-83	(H)
	48-65	(A)		70-64	(A)
1943-44	35-45	(A)	1969-70	70-60	(A)
	32-43	(H)		79-66	(H)
1944-45	37-44	(H)	1970-71	67-79	(A)
	45-48	(A)		56-65	(H)
1945-46	48-70	(A)	1971-72	84-68	(KC)
	44-51	(H)		77-70	(H)
1946-47	52-63	(KC)		70-72	(A)
	44-41	(H)	1972-73	74-67	(H)
	49-63	(A)		59-67	(A)
1947-48	57-79	(A)	1973-74	63-58	(H)
	74-81	(H)		68-85	(A)
1948-49	45-47	(A)	1974-75	75-64	(KC)
	49-56	(H)		68-61	(A)
	*57-56	(KC)		(OT) 57-65	(H)
1949-50	57-55	(A)	1975-76	75-53	(KC)
	48-64	(H)		68-67	(H)
				60-65	(A)

1976-77	66-56	(KC)	1988-89	81-89	(H)
	58-65	(H)		76-103	(A)
	62-72	(A)	1989-90	64-105	(A)
1977-78	75-68	(KC)		66-88	(H)
	78-64	(A)		**65-78	(KC)
	68-74	(H)	1990-91	111-99	(A)
1978-79	69-53	(KC)		105-93	(H)
	74-56	(H)		(OT)**117-113	(KC)
	58-79	(A)	1991-92	76-79	(H)
1979-80	59-58	(H)		97-106	(A)
	60-78	(A)		**85-107	(KC)
	**75-68	(H)	1992-93	89-102	(A)
1980-81	71-59	(A)		94-83	(H)
	90-63	(H)	1993-94	76-79	(H)
1981-82	48-51	(A)		(OT) 111-115	(A)
	65-51	(H)		**105-88	(KC)
1982-83	60-59	(H)	1994-95	72-82	(A)
	71-84	(A)		71-59	(H)
1983-84	67-78	(H)	1995-96	(30T)100-117	(A)
	70-79	(A)		(OT) 76-80	(H)
1984-85	74-83	(A)	1996-97	77-84	(A)
	62-65	(H)	1997-98	53-43	(H)
1985-86	60-87	(A)	1998-99	96-81	(A)
	66-64	(H)			
1986-87	66-80	(H)			
	97-133	(A)			
1987-88	77-92	(H)			
	93-113	(A)			

\*Big Seven Playoff,  
at Kansas City, Mo.  
\*\*Phillips 66 Big Eight Tournament

### Husker-Sooner Notes

◆ Nebraska's 15-point win last year was the Huskers' largest ever over Oklahoma in Norman. It was also OU's second-worst loss at the Lloyd Noble Center.

◆ Nebraska and Oklahoma combined for 230 points in a 133-97 Oklahoma victory at Norman during the 1986-87 season, a game that ranks as the highest scoring contest in Big Eight history. The Huskers and Sooners combined for 217 points in 1995-96 game in Norman, the fourth-most in NU school history. Three NU-OU battles in the 90s have seen both teams post 100 points.

◆ On the reverse side, Nebraska's 53-43 win in 1997-98 marked the lowest winning point total for the Huskers in 420 games, dating back to the 1983-84 season. It was also the fewest points by a league opponent in 14 years.

◆ Nebraska won one of the most dramatic games in Phillips 66 Big Eight Tournament history with its 117-113 come-from-behind overtime win over the Sooners in 1990-91.

◆ The Huskers and Sooners combined for four overtimes in two games in 1995-96, playing three extra periods in Norman and one in Lincoln.

### Husker-Sooner Superlatives

**Most consecutive wins (year ended):** Nebraska nine (1970-71); Oklahoma 11 (1946-47)

**Most points scored:** Nebraska 117, at Kansas City, Mo., March 8, 1991 (OT); Oklahoma 133, at Norman, Feb. 21, 1987

**Highest combined score:** 230, Oklahoma 133, Nebraska 97, at Norman, Feb. 21, 1987; Nebraska 117, Oklahoma 113, at Kansas City, Mo., March 8, 1991 (OT)

**Biggest winning margin:** Nebraska 27, at Lincoln, Feb. 24, 1936 (55-28); Oklahoma 41, at Norman, Jan. 31, 1990 (105-64)

**Individual scoring high:** Nebraska 42, Eric Piatkowski, at Kansas City, Mo., March 11, 1994; Oklahoma, 38, Gerald Tucker, at Norman, Feb. 17, 1947



## The Oklahoma State Series: Nebraska 58, Oklahoma State 45

In Lincoln: Nebraska leads, 32-12  
 At Bob Devaney Sports Center: Nebraska leads, 17-7  
 In Stillwater: Oklahoma State leads, 27-14  
 At Gallagher-Iba Arena: Oklahoma State leads, 25-14  
 In Kansas City: Nebraska leads, 12-6  
 At Kemper Arena: Nebraska leads, 4-1  
 In the Phillips 66 Big Eight Tournament: Nebraska leads, 4-1

Year	NU-OSU	Site	Score	Result
1926-27	24-27	(A)	52-48	(A)
	35-25	(H)	60-54	(H)
1927-28	21-32	(H)	66-54	(H)
	43-47	(A)	60-62	(A)
1935-36	19-36	(KC)	70-58	(KC)
1947-48	46-47	(KC)	63-57	(H)
1948-49	35-52	(KC)	67-56	(A)
1958-59	55-48	(KC)	*71-63	(H)
	47-44	(H)	1978-79	57-66 (A)
	39-54	(A)		76-67 (H)
1959-60	47-52	(A)	1979-80 (OT)	74-73 (H)
	54-47	(H)	1980-81	68-83 (A)
1960-61	70-61	(KC)		70-81 (A)
	47-55	(A)	1981-82	62-54 (H)
	61-65	(H)		50-52 (A)
1961-62	52-51	(KC)		75-63 (H)
	57-56	(H)		*60-49 (H)
	64-65	(A)	1982-83(2OT)	63-71 (A)
1962-63	41-51	(A)		77-68 (H)
	49-48	(H)	1983-84 (OT)	54-52 (H)
1963-64	54-53	(H)		67-64 (A)
	45-81	(A)	1984-85	66-68 (A)
1964-65	61-74	(KC)		66-48 (H)
	54-93	(A)	1985-86	62-61 (A)
	53-55	(H)		68-52 (H)
1965-66 (OT)	45-41	(A)		*82-75 (KC)
	85-64	(H)	1986-87	73-66 (H)
1966-67	73-64	(KC)		(OT) 79-77 (A)
	67-57	(A)	1987-88	56-72 (H)
	88-71	(H)		73-90 (A)
1967-68	48-46	(KC)	1988-89	69-82 (A)
	63-62	(A)		79-77 (H)
	82-73	(H)	1989-90	71-84 (A)
1968-69	52-76	(H)		84-103 (H)
	63-72	(A)	1990-91	68-81 (H)
1969-70	58-81	(A)		69-80 (A)
	61-55	(H)	1991-92	85-69 (H)
1970-71	71-58	(KC)		51-72 (A)
	80-59	(H)	1992-93	73-78 (A)
	57-55	(A)		63-73 (H)
1971-72	64-56	(KC)	1993-94	80-98 (A)
	73-59	(H)		89-81 (H)
	64-63	(A)		*77-68 (KC)
1972-73	73-75	(KC)	1994-95	65-82 (H)
	55-68	(H)		53-93 (A)
	76-64	(A)		*48-68 (KC)
1973-74	69-62	(KC)	1995-96	66-57 (A)
	66-79	(A)		57-72 (H)
	71-63	(H)	1996-97	77-68 (H)
1974-75	73-58	(H)	1997-98	67-62 (A)
	59-58	(A)	1998-99	48-60 (H)
1975-76	56-49	(KC)		*Phillips 66 Big Eight Tournament

### Husker-Cowboy Notes

◆ Nebraska held a 51-29 series advantage after sweeping the 1986-87 season series, but Oklahoma State has won 16 of last 23 meetings to pull within 58-45.  
 ◆ The Huskers have won the last two meetings in Stillwater after losing eight straight games in Gallagher-Iba Arena from 1988-95.

◆ Nebraska has ended undefeated Cowboy seasons twice in the 1990s. In 1996-97, OSU was 11-0 before a 67-62 Husker win in Stillwater. In 1991-92 the Cowboys entered the game in Lincoln 20-0 and ranked second in the nation, but Nebraska rolled to an 85-69 win.

◆ Huskers dropped a 52-32 decision to Cowboys in 1949 NCAA District Playoff game at Kansas City, Mo. That game was NU's first-ever postseason tournament game.

◆ Oklahoma State has won seven of the last 11 meetings at the Devaney Center after going winless in its first 13 games in the building.

### Husker-Cowboy Superlatives

**Most consecutive wins (year ended):** Nebraska eight (1968-69); Oklahoma State five (1958-59)

**Most points scored:** Nebraska 89, at Lincoln, March 2, 1994; Oklahoma State 103, at Lincoln, Feb. 14, 1990

**Highest combined score:** 187, Oklahoma State 103, Nebraska 84, at Lincoln, Feb. 14, 1990

**Biggest winning margin:** Nebraska 21 twice, March 7, 1966 (85-64), Jan. 30, 1971 (80-59); Oklahoma State, 40, at Stillwater, Feb. 18, 1995 (93-53)

**Individual scoring high:** Nebraska 34, Chuck Jura, at Stillwater, Jan. 26, 1972; Oklahoma State 35, Byron Houston, at Lincoln, Feb. 14, 1990

## The Texas Series: Texas 6, Nebraska 3

In Lincoln: Nebraska leads, 3-2  
 At Bob Devaney Sports Center: Series tied, 2-2  
 In Austin: Texas leads, 5-0  
 In Erwin Center: Texas leads, 3-0

Year	NU-UT	Site	Score	Result
1964-65	73-77	(A)	85-69	(H)
1965-66	75-64	(H)	1996-97(OT)	81-83 (A)
1977-78*	47-68	(A)		79-67 (H)
1993-94	75-78	(H)	1997-98	91-105 (A)
1994-95	74-102	(A)	1998-99	76-89 (H)
			* NIT	

### Husker-Longhorn Notes

◆ Texas posted a 67-48 victory over NU at Austin in the second round of the 1978 NIT. The Longhorns went on to win the NIT championship. UT won the first meeting between the teams in Austin, 77-73, during the 1964-65 season.

◆ Texas had three 20-point scorers against Nebraska two years ago, the first team to do that in two seasons. The 1997-98 game also marked the first time in 10 games Nebraska had lost when scoring more than 90 points.

◆ Nebraska committed a Nee-era low five turnovers in the 1998 game in Austin.

### Husker-Longhorn Superlatives

**Most consecutive wins (year ended):** Nebraska one, three times; Texas three (1995-96)

**Most points scored:** Nebraska 91, at Austin, Jan. 21, 1998; Texas, 105, at Austin, Jan. 21, 1998

**Highest combined score:** 196, Texas 105, Nebraska 91, at Austin, Jan. 21, 1998

**Biggest winning margin:** Nebraska 16, at Lincoln, Jan. 3, 1996, (85-69); Texas, 28, at Austin, Jan. 4, 1995 (102-74)

**Individual scoring high:** Nebraska 35, Eric Piatkowski, at Lincoln, Nov. 28, 1993; Texas 35, Terrence Rencher, at Lincoln, Nov. 28, 1993

## The Texas A&M Series: Nebraska 6, Texas A&M 1

In Lincoln: Nebraska leads, 4-0

At Bob Devaney Sports Center: Nebraska leads, 4-0

In College Station: Series tied, 1-1

In Houston: Nebraska leads, 1-0

Year	NU-AM	Site	1991-92	91-68	(H)
1969-70	78-69	(N)	1996-97	74-72	(H)
1986-87	64-66	(A)	1997-98	75-58	(A)
1987-88	92-60	(H)	1998-99	87-68	(H)

### Husker-Aggie Notes

◆ Nebraska has won all three meetings between the two schools as Big 12 foes, including a 75-58 win in College Station in 1998, the Huskers' largest margin of victory on the road in the conference in the last six seasons.

### Husker-Aggie Superlatives

**Most consecutive wins (year ended):** Nebraska five, current; Texas A&M one (1987-88)

**Most points scored:** Nebraska 92, at Lincoln, Dec. 2, 1987; Texas A&M 72, at Lincoln, Jan. 11, 1997

**Highest combined score:** 159, Nebraska 91, Texas A&M 68, at Lincoln, Dec. 20, 1991

**Biggest winning margin:** Nebraska 32, at Lincoln, Dec. 2, 1987, (92-60); Texas A&M, 2, at College Station, Dec. 14, 1986 (66-64)

**Individual scoring high:** Nebraska 29, Tyronn Lue, at Lincoln, Jan. 11, 1997; Texas A&M 28, Tony McGinnis, at Lincoln, Dec. 20, 1991

## The Texas Tech Series: Nebraska 9, Texas Tech 5

In Lincoln: Nebraska leads, 4-2

At Bob Devaney Sports Center: Nebraska leads, 2-1

In Lubbock: Nebraska leads, 4-3

In Lubbock Coliseum: Nebraska leads, 4-3

In Kansas City: Nebraska leads, 1-0

At Kemper Arena: Nebraska leads, 1-0

In the Phillips 66 Big 12 Tournament: Nebraska leads, 1-0

Year	NU-TTU	Site	1984-85	(OT) 79-74	(A)
1955-56 (OT)	69-63	(H)	1988-89	71-69	(A)
1956-57	67-66	(A)	1989-90	76-69	(H)
1958-59	54-46	(H)	1996-97	74-87	(A)
1962-63	68-66	(A)	1997-98	82-65	(H)
1963-64	60-76	(H)	1998-99	68-73	(A)
1964-65	78-82	(A)		69-50*	(KC)
1983-84	45-59	(H)	*-Phillips 66 Big 12 Tournament		

### Husker-Red Raider Notes

◆ The two teams have split four games as members of the Big 12, including a split of two games last season. Overall, Nebraska has won five of seven in the series, after Tech had won the previous three meetings.

### Husker-Red Raider Superlatives

**Most consecutive wins (year ended):** Nebraska three, twice; Texas Tech, three (1988-89)

**Most points scored:** Nebraska 82, at Lincoln, Feb. 25, 1998; Texas Tech 87, at Lubbock, Feb. 8, 1997

**Highest combined score:** 161, Texas Tech 87, Nebraska 74, at Lubbock, Feb. 8, 1997

**Biggest winning margin:** Nebraska 19, at Kansas City, March 4, 1999, (69-50); Texas Tech, 16, at Lincoln, Dec. 9, 1963 (76-60)

**Individual scoring high:** Nebraska 30, Charlie Jones, at Lubbock, Dec. 1, 1962; Texas Tech 33, Cory Carr, at Lubbock, Feb. 8, 1997

## Nebraska vs. NCAA Division I Conferences

Conference (Part. Teams)	G	W-L	Pct.
Atlantic Coast* (9)	3	1-2	.333
Atlantic 10* (12)	11	3-8	.273
Big East* (13)	18	6-12	.333
Big Sky* (9)	18	14-4	.777
Big South* (8)	1	1-0	1.000
Big Ten* (11)	152	47-105	.309
Big West* (12)	29	21-8	.724
Colonial Athletic* (8)	2	2-0	1.000
Conference USA (12)*	32	11-21	.344
Ivy* (8)	7	7-0	1.000
Metro Atlantic* (8)	4	3-1	.750
Mid-American* (9)	14	11-3	.786
Mid-Continent* (10)	16	16-0	1.000
Mid-Eastern* (9)	5	5-0	1.000
Midwestern (9)	19	12-7	.632
Missouri Valley* (11)	125	89-36	.712
Northeast* (10)	1	1-0	1.000
Ohio Valley* (10)	8	6-2	.775
Pacific 10* (10)	69	29-40	.420
Patriot League* (8)	6	5-1	.833
Southeastern* (12)	27	8-19	.296
Southern* (10)	12	10-2	.833
Southland* (10)	8	8-0	1.000
Southwestern* (8)	3	2-1	.667
Sun Belt* (10)	6	3-3	.500
Trans-America* (11)	2	2-0	1.000
West Coast* (8)	11	8-3	.727
Western Athletic* (16)	74	41-33	.554
Independents	3	3-0	1.000

\*Denotes NCAA Tournament automatic bid to champion

## NU in Exhibition Play (27-3)

Season	Opponent	NU Result
1966-67	Swedish Nationals	W, 103-78
1968-69	Athletes in Action	W, 74-65
1972-73	Yugoslavian Nationals	L, 82-80
1978-79	Windsor	W, 113-69
1981-82	Windsor	W, 94-51
1982-83	Brandon	W, 96-68
1983-84	Windsor	W, 117-49
1985-86	Bratislava	W, 101-67
1986-87	Club Bosnia	W, 90-82
1987-88	Czechoslovakia	L, 69-66
1988-89	Athletes in Action	L, 104-102 (OT)
	Victoria All-Stars	W, 109-84
1989-90	Brisbane Bullets	W, 76-74
	Athletes in Action	W, 104-90
1990-91	High Five America	W, 128-89
	Czechoslovakia	W, 92-71
1991-92	Ukraine Nationals	W, 80-71
	High Five America	W, 93-84
1992-93	Cuban Nationals	W, 114-76
	Marathon Oil	W, 126-96
1993-94	Kiev Baskets	W, 122-59
	Marathon Oil	W, 109-91
1994-95	USA Verich Reps	W, 117-101
	Russian Red Army	W, 105-83
1995-96	Spalding Americas	W, 113-68
	Team Pella	W, 97-75
1996-97	Pella Windows Basketball	W, 82-71
	Marathon Oil	W, 82-81
1997-98	Pella Windows Basketball	W, 83-63
	Marathon Oil	W, 87-72
1998-99	Pella Windows Basketball	W, 67-61
	Next Level Sports	W, 86-76

# Nebraska vs. All Opponents

Opponent	First Meeting	Last Meeting	W	L
Air Force	1960	1982	4	2
Alabama	1955	1986	0	2
Ala.-Birmingham	1979	1980	2	0
Angelo State	1980	1980	1	0
Appalachian State	1993	1995	2	1
Arizona	1961	1970	2	1
Arizona State	1969	1986	1	2
Arkansas	1933	1998	3	5
Ark.-Little Rock	1987	1987	1	0
Arkansas State	1989	1989	1	0
Arkansas Tech	1979	1979	1	0
Augustana (S.D.)	1969	1984	3	0
Baker	1905	1906	3	0
Ball State	1981	1982	1	1
Baylor	1950	1999	6	2
Bellevue	1906	1906	1	0
Bowling Green	1991	1997	2	1
Bradley	1938	1959	2	5
Brandeis (Omaha)	1917	1917	1	0
Brigham Young	1931	1936	1	3
Brooklyn	1987	1988	2	0
Brown Coll. "B" Tm.	1906	1906	1	0
Burgess-Nash	1916	1916	1	0
Butler	1930	1987	2	1
California	1938	1973	6	7
California-Davis	1978	1978	1	0
California-Irvine	1970	1987	2	2
Cal.-Santa Barbara	1979	1979	1	0
Cal St.-Bakersfield	1980	1980	1	0
Camp Funston	1918	1918	0	1
Canisius	1937	1985	1	1
Carleton	1932	1933	0	2
Central City	1907	1907	1	0
Chaminade	1988	1989	2	0
Charleston	1995	1995	1	0
Cheyenne Bus. Coll.	1903	1903	0	1
Chicago Central	1905	1905	0	1
Chicago State	1990	1990	1	0
Cincinnati	1949	1997	0	3
Citadel	1991	1993	3	0
Colgate	1921	1999	3	1
Colorado	1903	1999	64	59
Colorado College	1903	1929	6	1
Colorado State	1948	1999	8	3
Columbia	1988	1988	1	0
Connecticut	1992	1997	0	2
Coppin State	1997	1997	1	0
Cornell (N.Y.)	1956	1983	2	0
Cotner College	1909	1917	4	1
Creighton	1923	1999	21	10
Crete	1907	1907	1	0
Delaware State	1995	1996	2	0
Denver	1907	1983	5	2
Denver YMCA	1903	1903	1	0
DePaul	1908	1983	1	4
Detroit	1938	1988	3	4
Doane	1899	1900	2	0
Drake	1909	1989	43	14
Duquesne	1949	1972	1	2
Eastern Illinois	1991	1993	3	0
Eastern Washington	1980	1992	3	0
Emporia State	1956	1956	1	0
Evansville	1985	1986	1	1
Florida A&M	1994	1994	1	0
Fond du Lac	1901	1901	0	1
Fordham	1993	1993	1	0
Fort Dodge	1905	1918	5	1
Fort Dodge Co. G	1915	1915	0	1
Fort Riley	1906	1906	1	0
Fresno State	1952	1996	2	0
Fullerton State	1968	1968	1	0
Furman	1988	1989	2	0
Gardner Naval Res.	1943	1943	0	2
George Washington	1937	1937	0	1
Georgia	1986	1995	1	1
Georgia Southern	1996	1996	1	0
Georgia State	1973	1974	2	0
Georgia Tech	1984	1984	0	1
Grambling State	1988	1998	2	1
Great Lakes	1942	1942	0	1
Greeley H.S.	1903	1903	1	0
Grinnell	1907	1928	17	7
Hamline	1915	1917	2	0
Harvard	1949	1990	3	0
Haskell	1902	1903	0	2
Hastings	1920	1920	1	0
Hawaii	1968	1998	2	4
Hawaii-Hilo	1977	1977	0	1
Highland Park	1904	1908	1	2
Hillyard's	1927	1927	0	1
Houston	1963	1970	0	3
Hudson College	1907	1907	1	0
Idaho	1950	1990	3	4

Opponent	First Meeting	Last Meeting	W	L
Idaho State	1995	1995	1	0
Illinois	1921	1991	2	7
Illinois Wesleyan	1921	1921	1	0
Independence Coll.	1906	1906	1	0
Indiana	1920	1983	1	8
Iona	1983	1983	1	0
Iowa	1907	1977	7	12
Iowa State	1909	1999	123	87
Kansas	1900	1999	70	145
Kansas City YMCA	1906	1906	1	0
Kansas State	1908	1999	83	112
K.C. Athletic Club	1906	1926	2	3
Kent	1993	1993	1	0
Kentucky	1941	1973	1	2
Knox	1920	1920	1	0
La Salle	1967	1972	1	1
Lawrence	1905	1905	1	0
Lehigh	1988	1988	1	0
Lewis	1905	1905	0	1
Lincoln High School	1904	1904	1	0
Lincoln YMCA	1897	1909	9	6
Long Beach State	1975	1996	3	0
Louisiana State	1989	1989	0	1
Louisville	1947	1980	0	2
Loyola (Ill.)	1937	1938	1	1
Loyola-Marymount	1981	1981	1	0
MacMurray	1974	1974	1	0
Mankato State	1977	1977	1	0
Marquette	1934	1987	3	3
Marshall	1967	1967	0	1
Marshallfield	1907	1907	1	0
Md.-Baltimore Co.	1989	1989	1	0
Memphis	1955	1955	0	1
Menasha	1905	1905	1	0
Mesa	1983	1983	1	0
Miami (Fla.)	1952	1971	1	1
Miami (Ohio)	1963	1991	2	1
Michigan	1950	1993	2	6
Michigan State	1920	1994	6	8
Middle Tenn. State	1974	1974	0	1
Millikin	1935	1935	0	1
Minneapolis YMCA	1904	1904	1	0
Minnesota	1902	1999	12	45
Minnesota Ag Coll.	1903	1903	0	1
Minnesota-Duluth	1974	1974	1	0
Mississippi	1978	1979	1	1
Mississippi State	1996	1996	0	1
Missouri	1908	1999	82	108
Missouri-Kan. City	1983	1999	10	0
Missouri-St. Louis	1987	1987	1	0
Missouri Southern	1978	1978	1	0
Missouri Western	1983	1983	1	0
Montana	1937	1983	2	1
Montana State	1930	1986	4	2
Morehead State	1989	1995	2	0
Morningside	1904	1920	7	0
Morrison	1908	1908	0	1
Muscantine	1908	1908	0	1
Murray State	1991	1991	0	1
NATTC	1945	1945	0	1
Navy Pre-Flight	1945	1945	0	2
Nebraska-Omaha	1988	1988	1	0
Nebraska Wesleyan	1899	1923	20	6
Nevada-Las Vegas	1979	1999	1	1
Nevada-Reno	1948	1997	3	1
New Mexico State	1976	1993	1	1
New Orleans	1998	1998	1	0
Niagara	1938	1938	1	0
North Carolina	1973	1973	0	1
North Carolina A&T	1999	1999	1	0
N.C. Greensboro	1998	1999	2	0
N.C.-Wilmington	1998	1998	1	0
North Dakota	1934	1935	1	1
North Dakota State	1934	1934	1	0
North Texas	1973	1989	3	0
N.E. Missouri State	1974	1986	3	0
Northeastern Illinois	1995	1996	2	0
Northern Colorado	1948	1948	1	0
Northern Illinois	1989	1991	2	1
Northern Iowa	1949	1997	13	1
Northern Michigan	1970	1970	1	0
N.W. Missouri State	1949	1987	10	0
Northwestern	1934	1977	2	1
Notre Dame	1920	1962	5	2
Ohio	1958	1994	3	0
Ohio State	1937	1989	2	4
Oklahoma	1921	1999	78	95
Oklahoma City	1964	1966	1	1
Oklahoma State	1927	1999	58	45
Omaha Alumni	1913	1915	3	0
Omaha Ath. Club	1920	1920	2	0
Omaha Christian	1904	1904	1	0
Omaha YMCA	1898	1905	6	3

Opponent	First Meeting	Last Meeting	W	L
Old Dominion	1997	1997	1	0
Oregon	1942	1996	6	3
Oregon State	1941	1997	3	5
Ottumwa Navy	1947	1947	2	0
Pacific	1967	1976	2	0
Penn State	1981	1995	1	2
Pentahlon	1945	1945	1	0
Pepperdine	1990	1990	1	0
Pittsburgh	1930	1931	0	2
Port Washington	1905	1905	1	0
Portage Co. F	1907	1908	0	2
Portland	1967	1994	2	0
Portland State	1980	1980	1	0
Princeton	1958	1958	1	0
Purdue	1948	1980	2	6
Ripon	1905	1905	0	1
Sacramento State	1979	1993	3	0
Sacred Heart Coll.	1913	1913	1	0
St. Louis	1930	1991	3	3
St. Mary's (Calif.)	1947	1976	1	1
St. Joseph's (Iowa)	1913	1917	3	0
St. Joseph's (Pa.)	1996	1996	1	0
St. Thomas (Minn.)	1917	1917	1	0
St. Thomas (Pa.)	1937	1937	1	0
Sam Houston State	1989	1992	3	0
San Diego State	1972	1972	0	1
San Francisco	1987	1999	2	0
San Jose State	1948	1989	2	2
Santa Clara	1936	1985	1	2
Shattuck	1905	1906	2	0
Simpson	1914	1917	1	1
Sioux City YMCA	1902	1904	1	1
Sonoma State	1981	1981	1	0
South Carolina	1976	1977	1	1
South Dakota	1911	1985	30	5
South Dakota State	1930	1982	9	0
Southern California	1963	1993	1	5
Southern Colorado	1985	1985	1	0
Southern Illinois	1986	1987	2	0
Southern Methodist	1952	1975	3	2
Southern Mississippi	1987	1987	0	1
Southern Utah	1992	1994	3	0
S.W. Missouri State	1983	1983	1	0
Southwest Texas State	1999	1999	1	0
Southwestern La.	1993	1993	0	1
Springfield (Mass.)	1953	1953	1	0
Stanford	1933	1966	3	6
Stevens Point A.C.	1901	1901	0	1
Tampa	1952	1952	0	1
Temple	1937	1937	0	1
Tennessee Tech	1991	1991	1	0
Texas	1965	1999	3	7
Texas-Arlington	1993	1993	1	0
Texas A&M	1970	1999	6	1
Texas Christian	1952	1999	3	2
Texas-San Antonio	1994	1998	3	0
Texas Tech	1956	1999	9	5
Toledo	1991	1996	3	0
Topeka YMCA	1902	1902	1	1
Tulane	1983	1996	2	0
Tulsa	1998	1999	0	2
UCLA	1939	1985	2	5
Utah	1936	1981	1	2
Utah State	1961	1978	2	0
Valparaiso	1920	1920	2	0
Vanderbilt	1956	1998	2	4
Villanova	1988	1999	1	1
Virginia	1998	1998	1	0
Virginia Tech	1995	1995	0	1
Wagner	1990	1990	1	0
Washington	1908	1908	1	0
Washington	1931	1997	3	6
Washington (Mo.)	1918	1949	12	6
Washington State	1967	1999	6	2
Weber State	1997	1997	1	0
Wesleyan Auto	1914	1914	0	1
West Virginia	1930	1930	0	1
Western Illinois	1978	1998	3	0
Western Kentucky	1947	1986	0	2
Western Reserve	1937	1949	2	0
Wichita State	1956	1994	6	5
Wisconsin	1904	1999	10	6
Wis.-Green Bay	1991	1992	2	0
Wis.-Oshkosh	1980	1980	1	0
Wis.-Stevens Pt.	1982	1985	2	0
Wisconsin-Stout	1986	1986	1	0
Wisconsin-Superior	1932	1932	0	1
Wyoming	1934	1990	15	10
Xavier (Ohio)	1984	1991	0	2
York College	1917	1917	1	0

1999-2000 Opponents in Bold



# NU Game-by-Game vs. Non-Conference Opponents

**Air Force (4-1)**

12-5-59	68	54	(H)
12-9-61	49	58	(A)
12-8-62	43	39	(H)
12-9-72	57	53	(N)
12-28-81	63	47	(N)
<b>Totals</b>	<b>280</b>	<b>251</b>	

**Alabama (0-2)**

12-20-54	76	88	(A)
12-29-85	61	78	(N)
<b>Totals</b>	<b>137</b>	<b>166</b>	

**Alabama-Birmingham (2-0)**

11-24-78	64	55	(A)
12-22-79	92	84	(H)
<b>Totals</b>	<b>156</b>	<b>139</b>	

**Angelo State (1-0)**

1-5-80	83	70	(H)
--------	----	----	-----

**Appalachian State (2-1)**

12-19-92	93	83	(H)
12-1-93	82	91	(A)
12-31-94	108	71	(H)
<b>Totals</b>	<b>283</b>	<b>245</b>	

**Arizona (2-1)**

12-21-60	79	55	(H)
12-23-68	63	68	(A)
12-20-69	79	69	(H)
<b>Totals</b>	<b>221</b>	<b>192</b>	

**Arizona State (1-2)**

12-20-68	76	83	(A)
12-7-74	62	83	(A)
12-23-85	80	67	(H)
<b>Totals</b>	<b>218</b>	<b>233</b>	

**Arkansas (2-6)**

12-16-32	24	41	(H)
12-12-46	46	57	(N)
12-30-80	52	64	(A)
1-9-82	50	51	(H)
1-3-83	58	64	(N)
12-10-83	67	54	(H)
3-17-87	78	71	(H)
3-12-98	65	74	(N)
<b>Totals</b>	<b>440</b>	<b>476</b>	

**Arkansas-Little Rock (1-0)**

3-26-87	76	67	(N)
---------	----	----	-----

**Arkansas State (1-0)**

3-16-89	81	79	(H)
---------	----	----	-----

**Arkansas Tech (1-0)**

11-25-78	70	59	(H)
----------	----	----	-----

**Augustana (S.D.) (3-0)**

12-14-68	73	56	(H)
12-4-69	75	56	(H)
11-26-83	113	69	(H)
<b>Totals</b>	<b>261</b>	<b>181</b>	

**Baker (3-0)**

1904-05	49	19	
2-3-06	34	23	(H)
2-21-06	33	27	(A)
<b>Totals</b>	<b>116</b>	<b>69</b>	

**Ball State (1-1)**

12-27-80	62	67	(A)
12-19-81	64	63	(H)
<b>Totals</b>	<b>126</b>	<b>130</b>	

**Bellevue (1-0)**

3-20-06	39	27	(A)
---------	----	----	-----

**Bowling Green (2-1)**

12-15-90	99	85	(H)
12-7-96	73	68	(H)
1-1-97	55	58	(N)
<b>Totals</b>	<b>227</b>	<b>211</b>	

**Bradley (2-5)**

12-30-37	30	50	(A)
12-17-38	24	39	(H)
12-29-45	33	53	(A)
12-12-49	54	64	(A)
12-20-52	73	65	(A)
12-18-55	93	68	(A)
12-18-58	48	85	(A)
<b>Totals</b>	<b>355</b>	<b>424</b>	

**Brandeis (Omaha) (1-0)**

1916-17	29	11	
---------	----	----	--

**Brigham Young (1-3)**

1-5-31	44	55	(H)
12-17-31	27	31	(H)
12-17-35	53	34	(H)
12-28-35	39	46	(A)
<b>Totals</b>	<b>163</b>	<b>166</b>	

**Brooklyn (2-0)**

1-7-87	62	46	(H)
12-21-87	72	44	(H)
<b>Totals</b>	<b>134</b>	<b>90</b>	

**Brown College "B" (1-0)**

1905-06	57	12	(H)
---------	----	----	-----

**Burgess-Nash (1-0)**

1-30-16	24	20	(A)
---------	----	----	-----

**Butler (2-1)**

12-30-29	26	38	(A)
2-2-31	32	14	(H)
12-29-86	67	56	(N)
<b>Totals</b>	<b>125</b>	<b>108</b>	

**California (6-7)**

1-7-38	38	32	(H)
12-26-38	46	43	(A)
12-27-38	30	58	(A)
1-6-40	46	32	(H)
12-26-40	24	30	(A)
12-11-50	59	62	(A)
12-22-61	49	50	(A)
12-21-64	87	80	(H)
12-22-64	63	59	(H)
12-10-65	71	87	(A)
12-11-65	70	68	(A)
12-21-68	73	86	(N)
12-8-72	50	75	(N)
<b>Totals</b>	<b>706</b>	<b>762</b>	

**California-Davis (1-0)**

12-16-77	69	64	(H)
----------	----	----	-----

**California-Irvine (2-2)**

12-1-69	76	73	(H)
12-28-84	73	67	(N)
12-2-85	80	87	(H)
11-28-86	101	109	(A)
<b>Totals</b>	<b>330</b>	<b>336</b>	

**Cal.-Santa Barbara (1-0)**

12-22-78	75	55	(N)
----------	----	----	-----

**Cal St.-Bakersfield (1-0)**

12-13-79	94	80	(H)
----------	----	----	-----

**Camp Funston (0-1)**

1917-18	14	43	(H)
---------	----	----	-----

**Canisius (1-1)**

12-29-36	34	39	(A)
3-13-85	79	66	(H)
<b>Totals</b>	<b>113</b>	<b>105</b>	

**Carleton (0-2)**

1-4-32	30	40	(H)
12-22-32	19	23	(A)
<b>Totals</b>	<b>49</b>	<b>63</b>	

**Central City (1-0)**

1-26-07	40	9	(H)
---------	----	---	-----

**Chaminade (2-0)**

11-29-87	76	75	(A)
12-28-88	86	85	(A)
<b>Totals</b>	<b>162</b>	<b>160</b>	

**College of Charleston (1-0)**

11-27-94	74	72	(N)
----------	----	----	-----

**Cheyenne Business (0-1)**

2-7-03	28	42	(A)
--------	----	----	-----

**Chicago Central (0-1)**

1904-05	22	59	
---------	----	----	--

**Chicago State (1-0)**

1-16-90	92	57	(H)
---------	----	----	-----

**Cincinnati (0-3)**

12-18-48	46	64	(A)
12-19-60	60	75	(A)
12-31-96	73	84	(N)
<b>Totals</b>	<b>179</b>	<b>223</b>	

**The Citadel (3-0)**

12-30-90	94	80	(A)
12-2-91	84	61	(H)
12-7-92	86	46	(H)
<b>Totals</b>	<b>264</b>	<b>187</b>	

**Colgate (3-1)**

2-25-21	15	21	(H)
2-26-21	24	15	(H)
12-4-92	108	76	(H)
12-5-98	60	48	(H)
<b>Totals</b>	<b>207</b>	<b>160</b>	

**Colorado College (6-1)**

2-4-03	39	11	(A)
1-14-20	32	19	(A)
1-15-20	23	25	(A)
3-5-20	23	9	(H)
3-6-20	33	12	(H)
1-4-29	32	25	(A)
1-5-29	48	26	(A)
<b>Totals</b>	<b>230</b>	<b>127</b>	

**Colorado State (8-3)**

12-23-47	67	47	(H)
12-19-49	63	43	(H)
12-19-70	69	65	(H)
12-16-71	51	57	(N)
12-22-80	54	48	(H)
12-23-81	51	58	(A)
1-4-84	56	54	(H)
1-12-85	88	78	(A)
3-14-96	91	83	(A)
11-25-97	64	57	(H)
12-12-98	49	75	(A)
<b>Totals</b>	<b>703</b>	<b>665</b>	

**Columbia (1-0)**

1-2-88	82	62	(H)
--------	----	----	-----

**Connecticut (0-2)**

3-19-92	65	86	(N)
3-21-97	67	76	(A)
<b>Totals</b>	<b>132</b>	<b>162</b>	

**Coppin State (1-0)**

12-6-96	88	72	(H)
---------	----	----	-----

**Cornell (2-0)**

12-29-55	70	69	(N)
12-29-82	66	56	(N)
<b>Totals</b>	<b>136</b>	<b>125</b>	

**Cotner College (4-1)**

12-12-08	28	24	(H)
1-7-11	17	35	(H)
1-11-13	29	18	(H)
1-17-14	56	11	(H)
1916-17	42	10	
<b>Totals</b>	<b>172</b>	<b>98</b>	

**Creighton (21-10)**

1922-23	24	46	(A)
1923-24	25	21	(H)
2-28-25	15	11	(A)
1-9-26	20	15	(A)
2-15-26	11	15	(H)
3-4-32	18	47	(A)
3-7-32	26	28	(H)
12-9-77	65	58	(H)
12-9-78	61	78	(A)
12-8-79	64	55	(H)
12-6-80	61	66	(A)
12-5-81	86	46	(H)
12-4-82	65	62	(A)
12-3-83	65	56	(H)
3-15-84	56	54	(A)
12-8-84	78	73	(A)
12-7-85	71	52	(H)
12-6-86	66	78	(A)
1-3-87	70	65	(H)
12-9-87	73	88	(A)
11-26-88	86	77	(H)
12-14-89	83	86	(A)
12-6-90	97	63	(H)
12-7-91	90	85	(A)
12-10-92	100	88	(H)
12-9-93	67	53	(A)
12-7-94	85	57	(H)
12-6-95	88	67	(A)
1-8-97	71	52	(H)
12-10-97	73	84	(A)
12-9-98	76	60	(H)
<b>Totals</b>	<b>1,936</b>	<b>1,786</b>	

**Crete (1-0)**

1-4-07	82	8	(A)
--------	----	---	-----

**Delaware State (2-0)**

12-29-94	94	52	(H)
12-20-95	88	41	(H)
<b>Totals</b>	<b>182</b>	<b>93</b>	

**Denver (5-2)**

3-1-07	40	13	(H)
1-26-35	34	22	(H)
1-7-36	35	45	(A)
12-16-57	68	63	(H)
12-13-60	77	52	(H)
12-15-62	54	63	(H)
11-26-82	94	58	(H)
<b>Totals</b>	<b>402</b>	<b>316</b>	

**Denver YMCA (1-0)**

2-3-03	44	29	(A)
--------	----	----	-----

**DePaul (1-4)**

3-4-07	25	18	(A)
12-22-33	13	33	(A)
2-24-39	33	37	(H)
12-11-43	15	55	(A)
3-28-83	58	68	(N)
<b>Totals</b>	<b>144</b>	<b>211</b>	

**Detroit (3-4)**

12-28-37	33	34	(A)
1-2-40	46	47	(H)
12-29-41	29	33	(A)
1-31-59	91	77	(H)
12-17-60	62	71	(A)
12-22-86	71	55	(H)
12-7-87	63	58	(A)
<b>Totals</b>	<b>332</b>	<b>375</b>	

**Doane (2-0)**

1-17-99	52	7	(H)
1899-00	57	3	(H)
<b>Totals</b>	<b>109</b>	<b>10</b>	

**Drake (43-14)**

1-22-09	39	30	(H)
1-23-09	34	12	(H)
2-10-09	12	34	(A)
2-11-09	15	25	(A)
1-28-10	40	14	(H)
1-29-10	27	6	(H)
2-8-10	20	16	(A)
2-10-10	22	13	(A)
1-12-12	42	24	(H)
1-13-12	35	13	(H)
2-21-12	33	15	(A)
2-22-12	46	14	(A)
1-31-13	32	7	(H)
2-1-13	24	15	(H)
2-19-13	21	4	(A)
2-20-13	25	11	(A)
2-13-14	32	20	(H)
2-			

<b>Emporia State (1-0)</b>		
2-4-56	72	59 (H)
<b>Evansville (1-1)</b>		
1-3-85	73	80 (A)
1-6-86	77	70 (H)
<b>Totals</b>	<b>150</b>	<b>150</b>
<b>Florida A&amp;M (1-0)</b>		
12-20-93	86	61 (H)
<b>Fond du Lac (0-1)</b>		
1900-01	20	32 (A)
<b>Fordham (1-0)</b>		
12-30-92	79	55 (N)
<b>Fort Dodge (5-1)</b>		
1904-05	53	27
3-21-06	33	23 (A)
2-14-07	34	22 (A)
2-9-14	38	22 (A)
1917-18	19	16 (H)
1917-18	14	21 (H)
<b>Totals</b>	<b>171</b>	<b>132</b>
<b>Fort Dodge Co. G (0-1)</b>		
1-6-15	18	23 (A)
<b>Fort Riley (1-0)</b>		
2-20-06	43	13 (A)
<b>Fresno State (2-0)</b>		
12-15-51	72	48 (H)
3-22-96	83	71 (A)
<b>Totals</b>	<b>155</b>	<b>119</b>
<b>Fullerton State (1-0)</b>		
12-4-67	111	74 (H)
<b>Furman (2-0)</b>		
1-4-88	75	74 (A)
12-17-88	69	56 (H)
<b>Totals</b>	<b>144</b>	<b>130</b>
<b>Gardner Naval Reserve (0-2)</b>		
1-21-43	37	52 (H)
2-6-43	37	43 (N)
<b>Totals</b>	<b>74</b>	<b>95</b>
<b>George Washington (0-1)</b>		
1-2-37	22	41 (A)
<b>Georgia (1-1)</b>		
12-20-85	63	67 (H)
3-16-95	69	61 (H)
<b>Totals</b>	<b>132</b>	<b>128</b>
<b>Georgia Southern (1-0)</b>		
12-1-95	82	59 (H)
<b>Georgia State (2-0)</b>		
1-4-73	63	54 (N)
12-11-73	78	75 (H)
<b>Totals</b>	<b>141</b>	<b>129</b>
<b>Georgia Tech (0-1)</b>		
12-28-83	49	66 (A)
<b>Grambling State (2-1)</b>		
1-6-88	68	71 (H)
12-2-95	96	80 (H)
12-6-97	85	48 (H)
<b>Totals</b>	<b>249</b>	<b>199</b>
<b>Great Lakes (0-1)</b>		
1-24-42	40	50 (H)
<b>Greeley H.S. (1-0)</b>		
2-6-03	25	15 (A)
<b>Grinnell (17-7)</b>		
2-23-07	21	27 (A)
3-7-08	14	37 (A)
1916-17	9	22
1-23-19	24	14 (A)

1-24-19	15	16 (A)
3-12-19	27	15 (H)
3-13-19	21	22 (H)
1-14-21	31	10 (H)
1-15-21	28	15 (H)
2-11-21	31	16 (A)
2-12-21	29	22 (A)
1-14-22	27	17 (H)
2-7-22	28	25 (A)
1-27-23	20	13 (A)
1922-23	17	32 (H)
1923-24	32	19 (A)
1923-24	32	18 (H)
2-9-25	35	27 (H)
3-3-25	21	36 (A)
1-16-26	24	14 (H)
1-30-26	39	18 (A)
1926-27	30	22 (H)
2-10-28	35	22 (A)
2-28-28	35	16 (H)
<b>Totals</b>	<b>625</b>	<b>495</b>
<b>Hamline (2-0)</b>		
1-7-15	20	9 (A)
1916-17	15	8
<b>Totals</b>	<b>35</b>	<b>17</b>
<b>Harvard (3-0)</b>		
12-30-48	56	54 (N)
1-3-53	92	53 (H)
12-1-89	117	79 (H)
<b>Totals</b>	<b>265</b>	<b>186</b>
<b>Haskell (0-2)</b>		
2-28-02	29	79 (A)
1-17-03	18	25 (A)
<b>Totals</b>	<b>47</b>	<b>104</b>
<b>Hastings (1-0)</b>		
1-13-20	47	9 (A)
<b>Hawaii (2-4)</b>		
12-11-67	74	82 (A)
12-13-67	72	86 (A)
12-2-76	64	59 (A)
12-3-76	60	59 (A)
12-29-79	55	67 (N)
12-29-97	62	87 (A)
<b>Totals</b>	<b>387</b>	<b>440</b>
<b>Hawaii-Hilo (0-1)</b>		
12-1-76	66	71 (A)
<b>Highland Park (1-2)</b>		
1903-04	L Score	NA
1904-05	34	39
1-23-08	51	23 (H)
<b>Hillyard's (0-1)</b>		
1926-27	20	36 (A)
<b>Houston (0-3)</b>		
12-3-62	61	68 (A)
12-14-63	58	64 (H)
12-12-69	82	112 (A)
<b>Totals</b>	<b>201</b>	<b>244</b>
<b>Hudson College (1-0)</b>		
2-18-07	26	25 (A)
<b>Idaho (3-4)</b>		
12-23-49	66	45 (H)
12-17-71	90	49 (H)
1-2-80	55	64 (A)
11-29-80	53	64 (H)
12-5-88	68	83 (A)
12-11-89	72	79 (H)
12-28-90	85	65 (H)
<b>Totals</b>	<b>489</b>	<b>449</b>
<b>Idaho State (1-0)</b>		
12-3-94	98	72 (H)
<b>Illinois (2-7)</b>		
1-1-21	30	25 (A)
1-3-21	24	26 (A)

12-12-42	27	69 (A)
12-29-44	39	71 (A)
12-20-45	51	62 (H)
12-28-46	37	72 (A)
11-28-75	58	60 (H)
12-11-76	63	67 (A)
11-24-90	100	73 (N)
<b>Totals</b>	<b>429</b>	<b>525</b>
<b>Illinois Wesleyan (1-0)</b>		
1-4-21	32	1 (A)
<b>Independence College (1-0)</b>		
2-22-06	41	16 (A)
<b>Indiana (1-8)</b>		
2-5-20	20	24 (H)
2-6-20	38	18 (H)
12-23-37	42	43 (A)
12-15-39	39	49 (H)
12-15-41	29	56 (A)
12-30-42	39	40 (H)
12-30-44	42	65 (A)
12-21-74	60	97 (A)
12-30-82	60	57 (N)
<b>Totals</b>	<b>369</b>	<b>449</b>
<b>Iona (1-0)</b>		
3-21-83	85	73 (H)
<b>Iowa (7-12)</b>		
1-28-07	25	17 (H)
2-22-07	29	32 (A)
3-6-08	26	39 (A)
1-25-30	41	26 (H)
12-19-31	29	34 (A)
12-20-34	24	31 (H)
12-30-41	41	34 (A)
12-19-42	52	43 (H)
12-10-43	33	50 (A)
12-16-44	45	61 (H)
12-17-45	35	61 (A)
12-12-53	81	70 (H)
12-6-54	61	84 (A)
12-3-55	51	60 (A)
12-3-56	67	43 (H)
12-5-70	73	71 (H)
12-21-71	77	86 (A)
12-2-75	65	72 (A)
11-27-76	57	71 (H)
<b>Totals</b>	<b>912</b>	<b>985</b>
<b>Kansas City YMCA (1-0)</b>		
1-29-06	25	24 (H)
<b>K.C. Athletic Club (2-3)</b>		
1-13-06	33	22 (H)
2-23-06	21	49 (A)
2-25-06	26	25 (A)
1923-24	18	27 (A)
1-2-26	20	36 (A)
<b>Totals</b>	<b>118</b>	<b>159</b>
<b>Kent (1-0)</b>		
12-5-92	85	61 (H)
<b>Kentucky (1-2)</b>		
12-18-40	40	39 (H)
12-16-41	27	42 (A)
12-15-72	60	85 (A)
<b>Totals</b>	<b>127</b>	<b>166</b>
<b>Knox (1-0)</b>		
2-26-20	31	24 (A)
<b>LaSalle (1-1)</b>		
12-16-66	76	99 (N)
12-18-72	75	60 (H)
<b>Totals</b>	<b>151</b>	<b>159</b>
<b>Lawrence (1-0)</b>		
1904-05	37	24
<b>Lehigh (1-0)</b>		
12-4-87	71	66 (H)

<b>Lewis (0-1)</b>		
1904-05	32	61
<b>Lincoln High (1-0)</b>		
1903-04	49	26
<b>Lincoln YMCA (9-6)</b>		
2-2-1897	11	8 (H)
2-23-1897	23	14 (H)
1-8-1898	9	15 (H)
2-1-1898	13	20 (H)
1899-00	39	7 (H)
1900-01	10	8 (H)
2-1-02	32	30 (H)
12-18-02	25	18 (H)
1-24-03	24	35 (H)
2-20-03	33	20 (H)
1903-04	W Score	NA
1903-04	W Score	NA
1903-04	31	12 (H)
12-17-08	16	34 (H)
<b>Long Beach State (3-0)</b>		
12-6-74	67	55 (N)
1-9-95	82	71 (A)
1-6-96	69	68 (H)
<b>Totals</b>	<b>218</b>	<b>194</b>
<b>Louisiana State (0-1)</b>		
12-30-88	87	90 (N)
<b>Louisville (0-2)</b>		
12-30-46	53	68 (A)
12-30-79	58	65 (N)
<b>Totals</b>	<b>111</b>	<b>133</b>
<b>Loyola (Ill.) (1-1)</b>		
12-26-36	35	53 (A)
2-19-38	39	38 (H)
<b>Totals</b>	<b>74</b>	<b>91</b>
<b>Loyola-Marymount (1-0)</b>		
12-12-80	67	66 (N)
<b>MacMurray (1-0)</b>		
12-15-73	76	50 (H)
<b>Mankato State (1-0)</b>		
12-22-76	64	61 (H)
<b>Marquette (3-3)</b>		
12-20-33	22	25 (A)
12-14-40	35	20 (H)
12-31-45	36	49 (A)
12-21-57	64	79 (A)
12-8-58	62	60 (H)
3-11-87	78	76 (H)
<b>Totals</b>	<b>297</b>	<b>309</b>
<b>Marshall (0-1)</b>		
3-13-67	88	119 (N)
<b>Marshfield (1-0)</b>		
2-19-07	33	16 (A)
<b>Md.-Baltimore County (1-0)</b>		
1-17-89	86	65 (H)
<b>Memphis (0-1)</b>		
12-22-54	79	86 (A)
<b>Menasha (1-0)</b>		
1904-05	37	19
<b>Mesa (1-0)</b>		
1-7-83	94	57 (H)
<b>Miami, Fla. (1-1)</b>		
12-22-51	60	70 (A)
12-18-70	85	58 (H)
<b>Totals</b>	<b>145</b>	<b>128</b>

<b>Miami (Ohio) (2-1)</b>		
12-17-62	72	69 (H)
11-27-89	71	91 (A)
12-22-90	88	73 (H)
<b>Totals</b>	<b>231</b>	<b>233</b>
<b>Michigan (2-6)</b>		
12-29-49	65	67 (N)
12-10-55	71	77 (A)
12-8-56	73	60 (H)
12-7-57	57	81 (A)
12-6-63	55	80 (A)
12-12-64	74	73 (H)
3-6-80	69	76 (A)
12-28-92	73	88 (N)
<b>Totals</b>	<b>537</b>	<b>602</b>
<b>Michigan State (6-8)</b>		
2-13-20	43	26 (H)
2-14-20	39	20 (H)
12-27-56	65	79 (N)
12-20-58	55	80 (A)
12-17-59	80	82 (H)
12-20-67	70	74 (A)
12-16-68	73	59 (H)
12-29-83	45	58 (N)
11-30-88	75	77 (H)
11-29-89	69	80 (A)
11-28-90	71	69 (H)
12-4-91	78	101 (A)
12-18-93	85	81 (A)
12-10-94	96	91 (H)
<b>Totals</b>	<b>944</b>	<b>977</b>
<b>Middle Tennessee St. (1-0)</b>		
12-8-73	65	76 (N)
<b>Millikin (0-1)</b>		
1-4-35	35	36 (A)
<b>Minneapolis YMCA (1-0)</b>		
1903-04	15	10
<b>Minnesota (12-45)</b>		
2-15-02	9	52 (A)
3-7-03	14	41 (A)
1903-04	21	42
1904-05	22	21
1904-05	28	25
2-15-07	19	20 (A)
2-16-07	18	20 (A)
2-28-08	12	43 (A)
2-29-08	10	32 (A)
2-5-09	17	24 (A)
2-6-09	21	39 (A)
2-19-09	26	28 (H)
2-20-09	20	29 (H)
2-18-10	14	33 (A)
2-19-10	9	27 (A)
1-27-11	10	25 (A)
1-28-11	15	40 (A)
1-26-12	15	40 (A)
1-25-13	11	20 (A)
2-6-14	21	16 (A)
2-7-14	14	9 (A)
1-8-15	18	22 (A)
1-9-15	9	23 (A)
12-29-31	24	32 (A)
12-23-32	25	27 (A)
1-2-33	22	32 (H)
1-1-34	16	32 (A)
12-29-34	26	24 (H)
12-20-35	41	24 (A)
12-21-36	29	24 (H)
12-20-37	28	33 (A)
12-21-38	37	66 (H)
12-23-39	37	61 (A)
12-21-40	36	43 (H)
12-27-41	32	56 (A)
12-13-43	21	40 (A)
1-22-44	32	45 (H)
12-22-44	54	55 (H)
12-8-45	30	55 (A)
12-23-46	58	66 (H)
12-13-47	59	63 (A)
12-6-48	52	61 (H)

12-2-50	41	55	(A)
12-8-51	55	63	(H)
12-13-52	62	71	(A)
12-5-53	64	75	(A)
12-13-58	57	78	(A)
12-7-59	76	66	(H)
12-8-76	58	66	(H)
12-19-77	63	49	(A)
11-28-78	58	48	(H)
12-15-79	58	75	(A)
11-26-95	96	85	(N)
12-9-95	80	91	(A)
12-21-96	56	70	(H)
12-13-97	70	66	(A)
12-19-98	51	55	(H)
<b>Totals</b>	<b>1,977</b>	<b>2,523</b>	

<b>Minnesota Ag College (0-1)</b>			
3-6-03	4	13	(A)

<b>Minnesota-Duluth (1-0)</b>			
12-3-73	77	50	(H)

<b>Mississippi (1-1)</b>			
12-17-77	80	70	(H)
12-16-78	67	70	(N)
<b>Totals</b>	<b>147</b>	<b>140</b>	

<b>Mississippi State (0-1)</b>			
12-30-95	66	69	(N)

<b>Missouri-Kansas City (10-0)</b>			
12-8-82	69	50	(H)
11-25-89	91	76	(H)
1-9-91	97	78	(A)
1-20-92	71	71	(H)
1-9-93	66	65	(A)
1-5-94	92	71	(H)
1-18-95	63	60	(A)
1-17-96	87	69	(H)
12-11-96	76	64	(A)
12-30-98	81	65	(A)
<b>Totals</b>	<b>793</b>	<b>669</b>	

<b>Missouri-St. Louis (1-0)</b>			
12-27-86	89	63	(H)

<b>Missouri Southern (1-0)</b>			
12-2-77	61	54	(H)

<b>Missouri Western (1-0)</b>			
12-20-82	93	43	(H)

<b>Montana (2-1)</b>			
12-19-36	53	39	(H)
12-23-80	69	46	(H)
11-29-82	51	61	(A)
<b>Totals</b>	<b>173</b>	<b>146</b>	

<b>Montana State (4-2)</b>			
1-11-30	30	61	(H)
12-6-58	75	43	(H)
12-23-59	58	64	(A)
12-23-77	104	60	(H)
12-3-84	86	65	(H)
12-14-85	76	59	(A)
<b>Totals</b>	<b>429</b>	<b>352</b>	

<b>Morehead State (2-0)</b>			
12-29-88	81	77	(N)
12-2-94	96	55	(H)
<b>Totals</b>	<b>177</b>	<b>132</b>	

<b>Morningside (7-0)</b>			
1903-04	57	27	
1-26-11	23	19	(A)
1-27-12	62	10	(A)
12-17-19	37	14	(H)
12-18-19	39	9	(H)
2-24-20	44	12	(A)
2-25-20	50	13	(A)
<b>Totals</b>	<b>312</b>	<b>104</b>	

<b>Morrison (0-1)</b>			
3-5-08	19	23	(A)

<b>Muscatine (0-1)</b>			
1-11-08	31	39	(H)

<b>Murray State (0-1)</b>			
11-25-90	79	81	(N)

<b>NATTC (0-1)</b>			
1-15-45	34	57	(A)

<b>Navy Pre-Flight (0-2)</b>			
1-30-45	42	62	(H)
2-20-45	41	55	(A)
<b>Totals</b>	<b>83</b>	<b>117</b>	

<b>Nebraska-Omaha (1-0)</b>			
1-25-88	96	67	(H)

<b>Nebraska Wesleyan (20-6)</b>			
12-13-1898	37	5	(H)
2-2-1899	57	3	(A)
1899-00	42	9	(H)
1-18-02	63	14	(H)
1903-04	47	10	
1903-04	31	32	
1903-04	25	9	
1904-05	32	31	
1904-05	57	23	
1-11-07	38	26	(A)
3-25-07	59	11	(H)
12-18-07	33	19	(A)
3-8-09	32	62	(A)
1-14-11	42	26	(H)
1-18-13	39	26	(H)
2-7-13	27	20	(A)
1-24-14	18	24	(H)
2-5-15	13	9	(A)
3-3-15	15	39	(H)
2-18-16	19	23	(A)
1916-17	27	14	
1916-17	15	18	
1917-18	18	10	(A)
1917-18	24	14	(H)
1922-23	24	22	(H)
<b>Totals</b>	<b>863</b>	<b>519</b>	

<b>Nevada-Las Vegas (1-1)</b>			
12-23-78	63	79	(A)
3-10-99	68	55	(H)
<b>Totals</b>	<b>131</b>	<b>134</b>	

<b>Nevada (3-1)</b>			
12-30-47	58	63	(A)
12-14-70	116	71	(H)
12-12-77	67	50	(H)
3-18-97	78	68	(A)
<b>Totals</b>	<b>319</b>	<b>252</b>	

<b>New Orleans (1-0)</b>			
11-22-97	81	66	(H)

<b>New Mexico State (1-1)</b>			
12-20-75	79	75	(A)
3-19-93	79	93	(N)
<b>Totals</b>	<b>158</b>	<b>168</b>	

<b>Niagara (1-0)</b>			
1-1-38	43	37	(A)

<b>North Carolina (0-1)</b>			
1-6-73	62	79	(N)

<b>North Carolina A&amp;T (1-0)</b>			
11-28-98	65	47	(H)

<b>North Carolina-Greensboro (2-0)</b>			
11-16-97	75	51	(H)
11-14-98	79	59	(H)
<b>Totals</b>	<b>154</b>	<b>110</b>	

<b>North Carolina-Wilmington (1-0)</b>			
12-5-97	85	68	(H)

<b>North Dakota (1-1)</b>			
12-29-33	22	50	(A)
12-22-34	34	21	(H)
<b>Totals</b>	<b>56</b>	<b>71</b>	

<b>North Dakota State (1-0)</b>			
12-30-33	32	29	(A)

<b>North Texas (3-0)</b>			
11-24-72	64	46	(H)
12-10-74	69	56	(A)
12-2-88	90	84	(H)
<b>Totals</b>	<b>223</b>	<b>186</b>	

<b>N.E. Missouri State (3-0)</b>			
12-14-73	67	54	(H)
12-7-83	82	61	(H)
1-11-86	99	56	(H)
<b>Totals</b>	<b>248</b>	<b>171</b>	

<b>Northeastern Illinois (2-0)</b>			
12-21-94	101	60	(H)
12-18-95	94	76	(H)
<b>Totals</b>	<b>195</b>	<b>136</b>	

<b>Northern Colorado (1-0)</b>			
1-2-48	58	54	(A)

<b>Northern Illinois (2-1)</b>			
1-12-89	71	56	(H)
12-5-89	56	65	(A)
2-18-91	82	73	(H)
<b>Totals</b>	<b>209</b>	<b>194</b>	

<b>Northern Iowa (13-1)</b>			
12-11-48	63	52	(H)
12-14-49	60	54	(H)
12-19-50	63	55	(H)
12-1-51	60	44	(H)
12-1-60	78	68	(H)
12-10-62	78	59	(H)
12-7-70	95	71	(H)
12-20-73	73	55	(H)
12-29-81	53	42	(A)
12-17-83	90	64	(H)
12-31-93	70	63	(H)
12-22-94	95	88	(A)
12-16-95	101	109	(H)
2-13-97	77	69	(A)
<b>Totals</b>	<b>1,056</b>	<b>893</b>	

<b>Northern Michigan (1-0)</b>			
12-15-69	92	68	(H)

<b>N.W. Missouri State (10-0)</b>			
12-1-48	59	39	(H)
12-7-49	58	39	(H)
12-4-50	61	39	(H)
12-11-51	59	43	(H)
1-21-55	74	54	(H)
12-1-58	85	44	(H)
12-13-76	88	53	(H)
12-20-80	79	59	(H)
1-7-84	93	67	(H)
1-5-87	105	64	(H)
<b>Totals</b>	<b>761</b>	<b>501</b>	

<b>Northwestern (2-1)</b>			
12-21-33	22	35	(A)
11-29-75	79	68	(H)
12-20-76	71	68	(A)
<b>Totals</b>	<b>172</b>	<b>171</b>	

<b>Notre Dame (5-2)</b>			
2-20-20	25	18	(A)
2-21-20	31	15	(A)
2-18-21	25	18	(H)
2-19-21	39	21	(H)
12-9-57	56	59	(A)
12-14-59	62	70	(H)
12-11-61	65	61	(H)
<b>Totals</b>	<b>303</b>	<b>262</b>	

<b>Ohio (3-0)</b>			
12-19-57	61	53	(H)

12-16-61	81	64	(H)
12-3-93	94	68	(H)
<b>Totals</b>	<b>236</b>	<b>185</b>	

<b>Ohio State (2-4)</b>			
12-22-36	32	23	(H)
12-11-37	31	42	(A)
12-30-85	69	66	(N)
12-5-87	63	72	(H)
12-14-88	76	103	(A)
3-20-89	74	85	(A)
<b>Totals</b>	<b>345</b>	<b>391</b>	

<b>Oklahoma City (1-1)</b>			
1-18-64	74	65	(H)
2-8-66	81	85	(A)
<b>Totals</b>	<b>155</b>	<b>150</b>	

<b>Omaha Alumni (3-0)</b>			
1-17-13	46	13	(H)
1-10-14	44	22	(H)
2-17-14	40	19	(A)
<b>Totals</b>	<b>130</b>	<b>54</b>	

<b>Omaha Athletic Club (2-0)</b>			
1-9-20	51	10	(H)
1-10-20	26	23	(H)
<b>Totals</b>	<b>77</b>	<b>33</b>	

<b>Omaha Christian (1-0)</b>			
1903-04	35	26	

<b>Omaha YMCA (6-3)</b>			
1-15-1898	12	16	(H)
2-22-1898	10	9	(A)
1-20-1899	21	14	(H)
1899-00	26	14	(H)
1900-01	13	11	(A)
1900-01	20	12	(H)
1900-01	20	28	(H)
1904-05	24	21	
1904-05	29	30	
<b>Totals</b>	<b>175</b>	<b>155</b>	

<b>Old Dominion (1-0)</b>			
12-30-96	72	66	(N)

<b>Oregon (6-3)</b>			
12-22-41	42	49	(H)
12-21-53	68	84	(A)
12-22-53	72	74	(A)
12-2-66	79	56	(H)
12-7-69	85	77	(A)
12-1-86	76	60	(H)
12-12-87	67	62	(A)
11-25-95	114	106	(N)
12-29-95	99	76	(N)
<b>Totals</b>	<b>702</b>	<b>644</b>	

<b>Oregon State (3-5)</b>			
12-30-40	38	61	(A)
12-28-45	48	40	(H)
12-19-53	55	83	(A)
12-19-59	60	63	(A)
12-21-59	65	67	(N)
12-7-65	75	63	(H)
12-6-69	67	79	(A)
11-30-96	75	67	(H)
<b>Totals</b>	<b>483</b>	<b>523</b>	



**San Diego State (0-1)**  
 12-3-71 61 63 (H)

**San Francisco (2-0)**  
 12-30-86 66 60 (N)  
 12-27-98 62 52 (A)  
**Totals 128 112**

**San Jose State (2-2)**  
 12-29-47 38 39 (A)  
 12-23-71 80 63 (H)  
 12-17-74 66 80 (H)  
 12-3-89 90 76 (H)  
**Totals 274 258**

**Santa Clara (1-2)**  
 1-3-36 48 61 (A)  
 12-12-50 53 38 (A)  
 12-29-84 59 78 (A)  
**Totals 160 177**

**Shattuck (2-0)**  
 1904-05 44 22  
 3-22-06 59 23 (A)  
**Totals 103 45**

**Simpson (1-1)**  
 2-18-14 21 22 (A)  
 1916-17 20 13  
**Totals 41 35**

**Sioux City YMCA (1-1)**  
 2-17-02 42 24 (A)  
 1903-04 14 49  
**Totals 56 73**

**Sonoma State (1-0)**  
 1-5-81 84 49 (H)

**South Carolina (1-1)**  
 1-6-76 69 68 (H)  
 1-3-77 49 54 (A)  
**Totals 118 122**

**South Dakota (30-5)**  
 2-4-11 30 25 (H)  
 1-23-20 41 12 (H)  
 1-24-20 33 12 (H)  
 1-21-21 39 13 (H)  
 12-18-25 19 20 (H)  
 12-20-28 36 25 (H)  
 1-15-29 46 28 (H)  
 12-13-30 18 17 (A)  
 12-12-31 36 41 (H)  
 2-18-33 34 25 (H)  
 2-3-36 48 27 (H)  
 12-11-36 31 33 (A)  
 12-17-37 44 28 (H)  
 12-10-38 44 30 (H)  
 12-9-39 39 15 (H)  
 12-6-40 39 40 (A)  
 12-12-41 48 28 (H)  
 12-7-42 30 40 (A)  
 12-18-43 41 31 (H)  
 12-11-45 52 29 (H)  
 12-4-46 68 37 (H)  
 12-16-47 65 38 (H)  
 1-29-49 72 50 (H)  
 1-2-50 47 40 (H)  
 1-3-51 74 49 (H)  
 1-26-52 82 59 (H)  
 12-6-52 65 53 (H)  
 12-15-53 70 53 (H)  
 12-11-54 87 51 (H)  
 12-7-64 74 63 (H)  
 12-18-65 77 60 (H)  
 12-5-67 94 61 (H)  
 1-3-76 72 59 (H)  
 12-10-77 74 64 (H)  
 12-1-84 101 69 (H)  
**Totals 1,870 1,325**

**South Dakota State (9-0)**  
 1-14-30 29 27 (H)  
 2-1-46 52 50 (H)

2-4-47 53 34 (H)  
 2-3-48 66 56 (H)  
 12-3-49 61 32 (H)  
 12-2-57 64 52 (H)  
 11-30-74 87 72 (H)  
 11-30-79 100 83 (H)  
 12-7-81 70 51 (H)  
**Totals 582 457**

**Southern California (1-5)**  
 12-21-62 49 58 (H)  
 12-22-62 53 55 (H)  
 12-20-63 73 79 (A)  
 12-21-64 64 79 (A)  
 11-25-91 93 84 (H)  
 12-23-92 64 74 (A)  
**Totals 396 429**

**Southern Colorado (1-0)**  
 11-29-84 89 67 (H)

**Southern Illinois (2-0)**  
 11-26-85 85 50 (H)  
 12-10-86 87 85 (A)  
**Totals 172 135**

**Southern Methodist (3-2)**  
 12-19-51 55 61 (A)  
 12-7-61 63 60 (H)  
 12-12-70 75 80 (A)  
 12-11-71 84 76 (H)  
 12-20-74 69 67 (N)  
**Totals 346 344**

**Southern Mississippi (0-1)**  
 3-24-87 75 82 (N)

**Southern Utah (3-0)**  
 11-30-91 106 101 (A)  
 1-5-93 100 85 (H)  
 1-5-94 89 85 (H)  
**Totals 295 271**

**S.W. Missouri State (1-0)**  
 1-15-83 98 46 (H)

**Southwest Texas State (1-0)**  
 12-4-98 63 54 (H)

**Southwestern Louisiana (0-1)**  
 12-29-92 80 109 (N)

**Springfield (Mass.) (1-0)**  
 12-17-52 82 73 (H)

**Stanford (3-6)**  
 1-3-33 17 21 (H)  
 1-2-35 31 34 (H)  
 1-4-36 39 42 (A)  
 1-3-39 47 56 (A)  
 12-20-39 48 47 (H)  
 12-27-40 46 57 (A)  
 12-27-47 51 47 (A)  
 12-23-61 59 72 (A)  
 12-20-65 71 67 (H)  
**Totals 409 443**

**Stevens Point A.C. (0-1)**  
 1900-01 13 38 (A)

**Tampa (0-1)**  
 12-21-51 76 81 (A)

**Temple (0-1)**  
 1-1-37 27 43 (A)

**Tennessee Tech (1-0)**  
 12-14-90 113 92 (H)

**Texas-Arlington (1-0)**  
 12-21-92 116 95 (H)

**Texas Christian (3-2)**  
 12-20-51 57 58 (A)  
 12-11-70 69 64 (A)  
 12-11-72 72 58 (H)  
 3-24-83 67 57 (H)  
 3-15-99 89 101 (A)  
**Totals 354 338**

**Texas-San Antonio (3-0)**  
 11-27-93 96 85 (H)  
 12-3-96 79 76 (H)  
 11-29-97 68 59 (H)  
**Totals 243 220**

**Toledo (3-0)**  
 12-8-90 105 68 (H)  
 1-2-92 57 52 (A)  
 11-24-95 72 59 (N)  
**Totals 234 179**

**Topeka YMCA (1-1)**  
 3-3-02 36 52 (A)  
 3-22-02 27 13 (H)  
**Totals 63 65**

**Tulane (2-0)**  
 3-17-83 72 65 (H)  
 3-26-96 90 78 (N)  
**Totals 162 143**

**Tulsa (0-2)**  
 12-1-97 68 85 (A)  
 12-1-98 49 52 (H)  
**Totals 117 137**

**UCLA (2-5)**  
 12-29-38 35 30 (A)  
 12-30-38 40 42 (A)  
 12-20-41 36 42 (H)  
 12-16-55 71 65 (H)  
 11-30-56 56 69 (A)  
 12-1-56 60 78 (A)  
 3-19-85 63 82 (A)  
**Totals 361 408**

**Utah (1-2)**  
 12-30-35 48 47 (A)  
 12-27-39 40 63 (H)  
 12-13-80 55 57 (A)  
**Totals 143 167**

**Utah State (2-0)**  
 12-7-60 65 60 (H)  
 3-8-78 67 66 (H)  
**Totals 132 126**

**Valparaiso (2-0)**  
 2-27-20 30 17 (A)  
 2-28-20 35 20 (A)  
**Totals 65 37**

**Vanderbilt (2-4)**  
 12-21-55 48 66 (H)  
 12-22-56 54 78 (A)  
 12-7-73 58 82 (A)  
 12-23-74 81 66 (H)  
 12-22-75 68 57 (A)  
 12-30-97 69 80 (N)  
**Totals 378 429**

**Villanova (0-2)**  
 11-27-87 53 70 (N)  
 11-19-98 60 75 (N)  
**Totals 113 145**

**Virginia (1-0)**  
 12-27-97 80 65 (N)

**Virginia Tech (0-1)**  
 11-26-94 81 87 (N)

**Wagner (1-0)**  
 12-30-89 88 67 (H)

**Washburn (1-0)**  
 1-16-08 26 25 (A)

**Washington (3-6)**  
 12-27-30 38 41 (A)  
 12-29-30 24 27 (A)  
 12-30-30 32 38 (A)  
 12-8-50 49 54 (A)  
 12-9-50 53 71 (A)  
 12-6-75 63 75 (H)  
 11-29-76 59 58 (A)  
 3-21-87 81 76 (H)  
 3-12-97 67 63 (H)  
**Totals 466 503**

**Washington (Mo.) (12-6)**  
 1917-18 17 44 (A)  
 2-7-19 35 25 (H)  
 2-8-19 28 13 (H)  
 1-7-22 31 23 (H)  
 2-25-22 33 32 (A)  
 1922-23 32 34 (H)  
 1922-23 24 22 (A)  
 2-9-24 32 18 (A)  
 1923-24 38 17 (H)  
 2-20-25 24 20 (A)  
 3-5-25 16 36 (H)  
 2-20-26 26 20 (H)  
 3-6-26 14 22 (A)  
 1926-27 37 20 (A)  
 1926-27 41 24 (H)  
 12-16-27 27 28 (A)  
 1-9-28 19 30 (H)  
 1-11-49 48 45 (H)  
**Totals 522 473**

**Washington State (6-2)**  
 12-12-66 100 75 (H)  
 12-13-66 80 78 (H)  
 12-8-67 70 93 (A)  
 12-9-67 91 76 (A)  
 12-22-84 58 63 (H)  
 12-12-85 79 72 (A)  
 3-19-96 82 73 (H)  
 11-21-98 95 84 (N)  
**Totals 655 614**

**Weber State (1-0)**  
 11-26-96 83 66 (H)

**Wesleyan Auto (0-1)**  
 3-5-14 19 31 (H)

**West Virginia (0-1)**  
 1-2-30 19 45 (A)

**Western Illinois (3-0)**  
 12-21-77 73 72 (H)  
 12-17-94 69 62 (H)  
 11-19-97 86 57 (H)  
**Totals 228 191**

**Western Kentucky (0-2)**  
 12-31-46 56 74 (A)  
 3-14-86 69 67 (N)  
**Totals 125 141**

**Western Reserve (2-0)**  
 12-28-36 41 35 (A)  
 12-21-48 83 80 (A)  
**Totals 124 115**

**Wichita State (6-5)**  
 12-12-55 46 71 (A)  
 12-3-60 63 65 (H)  
 12-4-61 49 79 (A)  
 12-10-68 94 92 (H)  
 12-6-69 81 79 (A)  
 12-23-70 72 71 (A)  
 12-4-71 61 74 (H)  
 1-7-74 58 66 (A)  
 12-14-74 78 65 (H)  
 12-12-92 71 64 (A)  
 12-11-93 94 72 (H)  
**Totals 767 798**

**Wisconsin (10-6)**  
 1903-04 25 22 (H)  
 2-21-07 31 35 (A)  
 3-3-08 4 43 (A)  
 1-4-22 14 27 (A)  
 12-30-39 53 43 (A)  
 1-4-41 31 46 (H)  
 12-19-55 52 71 (A)  
 12-10-56 53 51 (H)  
 12-1-65 101 88 (A)  
 11-30-68 68 55 (H)  
 12-27-79 83 82 (N)  
 12-5-83 71 69 (A)  
 12-12-84 53 51 (H)  
 12-11-90 75 63 (A)  
 12-11-91 86 67 (H)  
 11-22-98 41 78 (N)  
**Totals 841 891**

**Wisconsin-Green Bay (2-0)**  
 1-2-91 70 63 (A)  
 12-30-91 76 68 (H)  
**Totals 146 131**

**Wisconsin-Oshkosh (1-0)**  
 1-4-80 96 72 (H)

**Wisconsin-Stevens Point (2-0)**  
 11-30-81 74 45 (H)  
 1-9-85 69 62 (H)  
**Totals 143 107**

**Wisconsin-Stout (1-0)**  
 11-23-85 71 53 (H)

**Wisconsin-Superior (0-1)**  
 12-28-31 34 36 (A)

**Wyoming (15-10)**  
 1-20-34 24 33 (H)  
 12-15-34 23 26 (A)  
 12-27-35 46 42 (A)  
 1-13-36 31 22 (H)  
 12-23-38 38 30 (H)  
 12-5-57 77 66 (H)  
 12-20-61 70 71 (A)  
 12-2-63 79 72 (H)  
 12-3-64 68 94 (A)  
 12-7-66 98 102 (A)  
 12-23-67 82 74 (H)  
 12-1-70 68 63 (A)  
 12-1-71 81 63 (H)  
 12-1-72 59 65 (A)  
 12-1-73 70 62 (H)  
 11-28-80 59 62 (H)  
 11-27-81 48 62 (A)  
 12-18-82 68 57 (H)  
 12-20-83 67 64 (A)  
 12-10-84 79 65 (H)  
 11-30-85 64 53 (A)  
 12-20-86 62 61 (H)  
 12-19-87 58 87 (A)  
 1-23-89 71 58 (H)  
 1-22-90 65 95 (A)  
**Totals 1,555 1,487**

**Xavier (Ohio) (0-2)**  
 3-19-84 57 58 (A)  
 3-14-91 84 89 (N)  
**Totals 141 147**

**York College (1-0)**  
 1916-17 23 14

# Nebraska in the Big Eight/Big 12 Tournament

**1977: (0-1)**  
 58 at Kansas 61  
**Champion:** Kansas State (11-3 Big Eight/23-8 Overall)  
**Tournament Champion:** Kansas State

**1978: (1-1)**  
 71 Oklahoma State 63  
 58 Missouri 61  
**Champion:** Kansas (13-1/24-5)  
**Tournament Champion:** Missouri

**1979: (0-1)**  
 60 at Kansas State 61 (2OT)  
**Champion:** Oklahoma (10-4/21-10)  
**Tournament Champion:** Oklahoma

**1980: (1-1)**  
 75 Oklahoma 68  
 59 Kansas State 60  
 Jack Moore, All-Tournament  
**Champion:** Missouri (11-3/25-6)  
**Tournament Champion:** Kansas State

**1981: (0-1)**  
 66 Colorado 70  
**Champion:** Missouri (10-4/22-10)  
**Tournament Champion:** Kansas

**1982: (1-1)**  
 60 Oklahoma State 49  
 53 Missouri 58  
**Champion:** Missouri (12-2/27-4)  
**Tournament Champion:** Missouri

**1983: (1-1)**  
 94 Iowa State 71  
 63 Missouri 69  
**Champion:** Missouri (12-2/26-8)  
**Tournament Champion:** Oklahoma State

**1984: (0-1)**  
 39 Kansas State 41  
**Champion:** Oklahoma State (13-1/29-5)  
**Tournament Champion:** Kansas

**1985: (0-1)**  
 69 at Kansas 74  
**Champion:** Oklahoma (13-1/31-6)  
**Tournament Champion:** Oklahoma

**1986: (1-1)**  
 82 Oklahoma State 75  
 58 Iowa State 75  
 Bernard Day, All-Tournament  
**Champion:** Kansas (13-1/35-4)  
**Tournament Champion:** Kansas

**1987: (0-1)**  
 45 Kansas State 47  
**Champion:** Missouri (11-3/24-10)  
**Tournament Champion:** Missouri

**1988: (0-1)**  
 70 Kansas State 75  
**Champion:** Oklahoma (12-2/35-4)  
**Tournament Champion:** Oklahoma

**1989: (0-1)**  
 70 Missouri 98  
**Champion:** Oklahoma (12-2/30-6)  
**Tournament Champion:** Missouri

**1990: (0-1)**  
 65 Oklahoma 78  
**Champion:** Missouri (12-2/26-6)  
**Tournament Champion:** Oklahoma

**1991: (2-1)**  
 117 Oklahoma 113 (OT)  
 87 Kansas 83

82 Missouri 90  
 Clifford Scales and Tony Farmer, All-Tournament  
**Champions:** Oklahoma State (10-4/24-8), Kansas (10-4/27-8)  
**Tournament Champion:** Missouri

**1992: (0-1)**  
 85 Oklahoma 107  
**Champion:** Kansas (11-3/27-5)  
**Tournament Champion:** Kansas

**1993: (0-1)**  
 45 Kansas State 47  
**Champion:** Kansas (11-3/29-7)  
**Tournament Champion:** Missouri

**1994: (3-0)**  
 105 Oklahoma 88  
 98 Missouri 91  
 77 Oklahoma State 66  
 Eric Piatkowski (MVP), Bruce Chubick, Jaron Boone, All-Tournament  
**Champion:** Missouri (14-0/28-4)  
**Tournament Champion:** Nebraska

**1995: (0-1)**  
 48 Oklahoma State 68  
**Champion:** Kansas (11-3/25-6)  
**Tournament Champion:** Oklahoma State

**1996: (0-1)**  
 60 Iowa State 62  
**Champion:** Kansas (12-2, 29-5)  
**Tournament Champion:** Iowa State

**1997: (0-1)**  
 72 Missouri 78  
**Champion:** Kansas (15-1, 34-2)  
**Tournament Champion:** Kansas

**1998: (1-1)**  
 65 Baylor 46  
 59 Kansas 91  
**Champion:** Kansas (15-1, 35-4)  
**Tournament Champion:** Kansas

**1999: (1-1)**  
 69 Texas Tech 50  
 53 Kansas 77  
**Champion:** Texas (19-13, 13-3)  
**Tournament Champion:** Kansas

## Nebraska by Round

	Home	Away	K.C.	All-Time
First*	0-0	0-0	1-1	1-1
Quarterfinals	4-2	0-3	4-9	8-14
Semifinals	0-0	0-0	2-6	2-6
Championship	0-0	0-0	1-1	1-1
<b>Totals</b>	<b>4-2</b>	<b>0-3</b>	<b>8-17</b>	<b>12-22</b>

\*-First round refers to opening round of Big 12 tourney; quarterfinals are opening round of Big Eight tourney, quarterfinals of Big 12

## All-Time NU Conference Tournament Records

Nebraska vs.:	League		Overall In Kemper	Overall In K.C.
	League Tourney	League Tourney In Kemper		
Baylor	1-0	1-0	1-0	1-0
Colorado	0-1	0-0	0-2	1-13
Iowa State	1-2	0-2	1-2	5-8
Kansas	1-4	1-2	1-4	4-16
Kansas State	0-6	0-4	0-6	3-16
Missouri	1-6	1-6	2-6	9-12
Oklahoma	3-2	2-2	7-2	14-5
Oklahoma State	4-1	2-1	4-1	12-6
Texas Tech	1-0	1-0	1-0	1-0
Others				4-4

**Tournament Titles by School (titles/final game appearances):** Kansas (7/11); Missouri (6/9); Oklahoma (4/8); Kansas State (2/6); Oklahoma State (2/5); Nebraska (1/2); Iowa State (1/4); Colorado (0/1)

# Nebraska Conference Tournament Records

## Individual, Game

**Points**--42; Eric Piatkowski, vs. Oklahoma, 1994  
**Opponent**--34; Jeff Webster, Oklahoma, 1994  
**Field Goals**--14; Eric Piatkowski, vs. Oklahoma, 1994 (23 att.)  
**Opponent**--12; Jeff Webster, Oklahoma, 1994 (21 att.)  
**Field Goal Attempts**--23; Eric Piatkowski, vs. Oklahoma, 1994 (14 made); Tyronn Lue vs. Missouri, 1997 (10 made)  
**Opponent**--21; John Douglas, Kansas, Feb. 26, 1977 (9 made); Jeff Webster, Oklahoma, 1994 (12 made)  
**Field Goals, No Misses**--6; Andre Smith, vs. Colorado, 1981  
**Opponent**--8; Ed Nealy, Kansas State, 1980  
**3-Point Goals**--4; Ray Richardson, vs. Missouri, 1989 (9 att.); Eric Piatkowski, vs. Oklahoma, 1994 (8 att.); Tyronn Lue vs. Baylor, 1998 (9 att.)  
**Opponent**--6; Randy Rutherford, Oklahoma State, 1994 (11 att.)  
**3-Point Attempts**--9; Ray Richardson, vs. Missouri, 1989 (4 made); Eric Piatkowski, vs. Oklahoma, 1992 (0 made); Tyronn Lue vs. Baylor, 1998 (4 made)  
**Opponent**--14; Mark Atkins, Missouri, 1994 (4 made)  
**3-Point Percentage**--1.000; Clifford Scales, vs. Oklahoma, 1991 (3-3)  
**Opponent**--.750; Askia Jones, Kansas State, 1993 (3-4)  
**Free Throws**--13; Tony Farmer, vs. Kansas, 1991 (16 att.)  
**Opponent**--12; Doug Smith, Missouri, 1991 (14 att.)  
**Free Throw Attempts**--16; Tony Farmer vs. Kansas, 1991 (13 made)  
**Opponent**--14; Doug Smith, Missouri, 1991 (12 made)  
**Free Throws Made, No Misses**--\*12; Tony Farmer vs. Oklahoma, 1991  
**Opponent**--11; Mark Tucker, Oklahoma State, 1978  
**Rebounds**--16; Bruce Chubick, vs. Oklahoma, 1994  
**Opponent**--14; Fred Burley, Oklahoma State, 1994  
**Assists**--14; Brian Carr at Kansas, 1985  
**Opponent**--9; Lee Coward, Missouri, 1989  
**Blocked Shots**--5; Derrick Chandler vs. Kansas State, 1993  
**Opponent**--5; Kelvin Cato, Iowa State, 1996  
**Steals**--\*8; Venson Hamilton vs. Texas Tech, 1999  
**Opponent**--6; Nick Bradford, Kansas, 1998  
**Minutes**--\*50; Andre Smith and Brian Banks, at Kansas State, 1979  
**Opponent**--\*50; Glenn Marshall, Kansas State, 1979

## Individual, Career

**Points**--136; Eric Piatkowski, 1991-94 (8 games)  
**Field Goals**--45; Eric Piatkowski, 1991-94 (110 att., 8 games)  
**Field Goal Attempts**--110; Eric Piatkowski, 1991-94 (45 made, 8 games)  
**Field Goal Percentage**--.667; Mike Naderer, 1978-81 (24-36, 6 games)  
**3-Point Goals**--13; Eric Piatkowski, 1991-94 (47 att., 8 games); Erick Strickland, 1993-96 (30 att., 6 games)  
**3-Point Goal Attempts**--47; Eric Piatkowski, 1991-94 (13 made, 8 games)  
**3-Point Percentage**--.556; Eric Johnson, 1988-89 (5-9, 2 games)  
**Free Throws**--33; Eric Piatkowski, 1991-94 (41 att., 8 games)  
**Free Throw Attempts**--41; Eric Piatkowski, 1991-94 (33 made, 8 games)  
**Free Throw Percentage**--.900; Jack Moore, 1980-82 (27-30, 5 games)  
**Rebounds**--48; Venson Hamilton, 1996-99 (6 games)  
**Assists**--29; Brian Carr, 1984-87 (5 games)  
**Blocked Shots**--15; Venson Hamilton, 1996-99 (6 games)  
**Steals**--15; Venson Hamilton, 1996-99 (6 games)  
**Minutes Played**--255; Eric Piatkowski, 1991-94 (8 games)  
**Minutes Per Game**---\*40.75; Brian Banks, 1977-79 (163 in 4 games)

## Team, Game

**Points**--117; vs. Oklahoma, 1991 (OT)  
**Opponent**--113; Oklahoma, 1991 (OT)  
**Points in Half**--59; vs. Oklahoma, 1991 (2nd)  
**Opponent**--59; Missouri, 1994 (2nd)  
**Field Goals**--38; vs. Oklahoma, 1991 (84 att.)  
**Opponent**--39; Missouri, 1989 (68 att.); Oklahoma, 1992 (73 att.)  
**Field Goal Attempts**--84; vs. Oklahoma, 1991 (38 made)  
**Opponent**--82; Missouri, 1994 (32 made)  
**Field Goal Percentage**--.646; vs. Oklahoma State, 1986 (31-48)  
**Opponent**--.610; Missouri, 1983 (25-41)  
**3-Point Goals**--10; vs. Missouri, 1994 (24 att.)  
**Opponent**--11; Oklahoma State, 1994 (23 att.)  
**3-Point Goals Attempted**--\*29; vs. Oklahoma, 1992 (7 made)  
**Opponent**--28; Missouri, 1994 (7 made)  
**3-Point Percentage**--.571; vs. Kansas, 1991 (4-7)  
**Opponent**--.692; Oklahoma, 1992 (9-13)  
**Free Throws**--34; vs. Iowa State, 1983 (42 att.); Oklahoma, 1991 (41 att.)  
**Opponent**--37; Oklahoma, 1991 (51 att.)  
**Free Throw Attempts**--42; vs. Iowa State, 1983 (34 made)  
**Opponent**--\*51; Oklahoma, 1991 (37 made)  
**Free Throw Percentage**--.818; vs. Kansas State, 1988 (9-11); vs. Missouri, 1994 (18-22)  
**Opponent**--.923; Missouri, 1991 (12-13)  
**Rebounds**--55; vs. Oklahoma, 1991  
**Opponent**--53; Kansas, 1998  
**Assists**--22; vs. Oklahoma State, 1986  
**Opponent**--26; Kansas, 1998  
**Blocked Shots**--10; vs. Iowa State, 1996  
**Opponent**--6; Iowa State, 1996  
**Steals**--\*23; vs. Texas Tech, 1999  
**Opponent**--15; Kansas, 1999  
 \*Indicates overall tournament record

## The Big 12 in Postseason Play

Team	NCAA			NIT			Overall		
	App.	W-L	Pct.	App.	W-L	Pct.	App.	W-L	Pct.
Kansas	28	58-28	.674	2	3-2	.600	30	61-30	.670
Oklahoma State	16	27-15	.643	7	6-8	.429	23	33-23	.589
Oklahoma	18	22-18	.550	6	9-6	.600	24	31-24	.564
Nebraska	6	0-6	.000	12	20-11	.655	18	20-17	.541
Colorado	9	9-11	.450	5	8-4	.667	14	17-15	.531
Texas	17	17-20	.459	4	6-3	.667	21	23-23	.500
Kansas State	22	27-26	.509	5	4-6	.400	*28	31-32	.492
Iowa State	10	8-10	.444	1	0-1	.000	11	8-11	.421
Missouri	17	13-17	.433	4	1-4	.200	*21	14-21	.400
Texas A&M	6	3-7	.300	5	4-5	.444	11	7-12	.368
Texas Tech	10	5-11	.313	2	0-2	.000	12	5-13	.277
Baylor	4	3-6	.333	2	0-2	.000	6	3-8	.273

\*Includes 0-1 record in Commissioner's Invitational Tournament. NCAA District playoff games are not included in NCAA Tournament records.



# 1999-2000 Big 12 Conference Composite Schedule

## Tuesday, November 2

#California All-Stars at Missouri, 7 p.m.

## Friday, November 5

#California All-Stars at Kansas State, 7 p.m.  
#New Zealand National Team at Colorado, 8 p.m.

## Saturday, November 6

#California All-Stars at Kansas, 7:05 p.m.  
#Mexican National at Oklahoma, 7 p.m.

## Sunday, November 7

#Global Sports at Missouri, 1 p.m.

## Tuesday, November 9

#Skovakken (Denmark) at Texas, 7 p.m.

## Wednesday, November 10

#Global Sports at Iowa State, 7 p.m.  
#Double Pump All-Stars at Nebraska, 7:05 p.m.  
#Athletes First at Oklahoma State, 7:05 p.m.

## Thursday, November 11

#Bluechip America at Baylor, 7 p.m.  
#NBC Thunder Camps at Kansas State, 7 p.m.  
#Global Sports at Texas A&M, 7 p.m.  
#Arkansas Express at Texas Tech, 7 p.m.

## Friday, November 12

Missouri vs. Wisconsin, 6 p.m.  
(NABC Classic, Syracuse, N.Y.)

## Saturday, November 13

#Australia at Kansas, 7:05 p.m.  
Missouri vs. Syracuse/Princeton, 6/8 p.m.  
(NABC Classic, Syracuse, N.Y.)  
#Athletes First at Oklahoma, 7 p.m.

## Sunday, November 14

#California All-Stars at Colorado, 7 p.m.

## Monday, November 15

Simon Fraser at Iowa State, 7 p.m.  
#Global Sports at Texas Tech, 7 p.m.

## Tuesday, November 16

Kansas State at Arizona, 9:30 p.m. (ESPN2)  
(Preseason NIT)  
#California All-Stars at Texas, 7 p.m.  
#California All-Stars at Texas A&M, 7 p.m.

## Wednesday, November 17

#Skovbajeb (Denmark) at Baylor, 7 p.m.  
#Sport Tours All-Stars at Nebraska, 7:05 p.m.  
#Global Sports at Oklahoma State, 7:05 p.m.

## Friday, November 19

Saint Mary's (Calif.) at Colorado, 8 p.m.  
Iowa State at Drake, 7:05 p.m.  
Fairfield at Kansas, 7:05 p.m.  
Kansas State vs. New Mexico State/Hofstra, 10:30 p.m.  
(ESPN2) (Preseason NIT)  
UNC-Asheville at Missouri, 7 p.m.  
Oklahoma vs. Montana State, Midnight  
(Top of the World Classic, Fairbanks, Alaska)  
Appalachian State at Oklahoma State  
(America's Youth Classic, Stillwater, Okla.)  
Indiana at Texas Tech, 7 p.m. (ESPN)

## Saturday, November 20

Eastern Washington at Baylor, 5 p.m.  
Oklahoma vs. George Washington/Indiana St., 5:15/11 p.m.  
(Top of the World Classic, Fairbanks, Alaska)  
Idaho at Oklahoma State  
(America's Youth Classic, Stillwater, Okla.)  
Louisiana-Lafayette at Texas, 7 p.m.

## Sunday, November 21

Northwestern State at Kansas State, 1 p.m.  
Western Carolina at Missouri, 1 p.m.  
Oklahoma vs. Alaska-Fairbanks/California/Houston/TCU  
(Top of the World Classic, Fairbanks, Alaska)

## Tuesday, November 23

Regis at Colorado, 8 p.m.  
Eastern Illinois at Nebraska, 7:05 p.m.  
Oklahoma State at Arkansas-Little Rock

## Wednesday, November 24

North Carolina A&T at Baylor, 7 p.m.  
Kansas State-Preseason NIT semifinals (New York)  
Texas Tech at Texas A&M-Corpus Christi, 7 p.m.

## Thursday, November 25

Yale at Colorado, 8 p.m.

Kansas vs. Georgia, 11 p.m. (ESPN)

(Great Alaska Shootout, Anchorage, Alaska)  
Kansas State-Preseason NIT finals (New York)  
Texas vs. Arizona State, 3:30 p.m.  
(Puerto Rico Shootout, Puerto Rico)

## Friday, November 26

Iowa State at Hawai'i-Hilo, 11:30 p.m.  
(Big Island Invitational, Hilo, Hawai'i)  
Kansas vs. Xavier/Louisville  
(Great Alaska Shootout, Anchorage, Alaska)  
Nebraska vs. Southern Mississippi, 9:20 p.m.  
(The Hoop & Quill Classic, St. Charles, Mo.)  
San Diego at Oklahoma, 8:15 p.m.  
(IGA SuperThrift Sooner Holiday Classic, Norman, Okla.)  
Texas vs. DePaul/American-P.R., 3/5:30 p.m.  
(Puerto Rico Shootout, Puerto Rico)

## Saturday, November 27

McNeese State at Baylor, 2 p.m.  
Iowa State vs. Arkansas/Mercer, 6:30/11:30 p.m.  
(Big Island Invitational, Hilo, Hawai'i)  
Kansas vs. Grambling State/Georgia Tech/Washington/Alaska-Anchorage  
(Great Alaska Shootout, Anchorage, Alaska)  
Morgan State at Missouri, 1 p.m.  
Nebraska vs. Northwestern/Evansville, 4/9 p.m.  
(The Hoop & Quill Classic, St. Charles, Mo.)  
Southwest Texas/Calif.-Irvine at Oklahoma, 6/8:15 p.m.  
(IGA SuperThrift Sooner Holiday Classic, Norman, Okla.)  
North Texas at Oklahoma State, 7:05 p.m.  
Texas vs. Michigan St./Providence/S. Carolina/Virginia  
(Puerto Rico Shootout, Puerto Rico)  
North Carolina A&T at Texas A&M, 7 p.m.  
Texas Tech at Texas-El Paso, 7:05 p.m.

## Sunday, November 28

Iowa State vs. Cincinnati/Cleveland State/Rhode Island/  
Santa Clara (Big Island Invitational, Hilo, Hawai'i)  
Colorado at Virginia Commonwealth, 3:30 p.m.  
Nebraska vs. Mississippi St./Valparaiso/Rutgers/Murray St.  
(The Hoop & Quill Classic, St. Charles, Mo.)

## Monday, November 29

Texas-San Antonio at Kansas State, 7 p.m.  
Texas A&M at North Texas, 7 p.m.

## Tuesday, November 30

Alaska-Fairbanks at Baylor, 7 p.m.

## Wednesday, December 1

Saint Louis at Kansas State, 7 p.m.  
SMU at Missouri, 7 p.m.  
Wichita State at Oklahoma State, 7:05 p.m.  
Stephen F. Austin at Texas A&M, 7 p.m.  
North Texas at Texas Tech, 7 p.m.

## Thursday, December 2

Pepperdine at Kansas, 7:05 p.m.

## Friday, December 3

Mississippi Valley State at Iowa State, 8 p.m.  
(Cyclone Challenge, Ames, Iowa)  
Western Carolina at Nebraska, 6:30 p.m.  
(Ameritas Classic, Lincoln, Neb.)

## Saturday, December 4

Creighton at Baylor, 2 p.m.  
California at Colorado, 8 p.m.  
Montana St./Sam Houston St. at Iowa State, 8 p.m.  
(Cyclone Challenge, Ames, Iowa)  
New Orleans at Kansas State, Noon  
Monmouth/Columbia at Nebraska, 6/8:30 p.m.  
(Ameritas Classic, Lincoln, Neb.)  
Mississippi at Oklahoma, 7 p.m.  
Texas-San Antonio at Oklahoma State, 7:05 p.m.  
Arizona at Texas, 8 p.m. (ESPN)  
Louisiana-Lafayette at Texas Tech, 2 p.m.

## Sunday, December 5

Kansas at Middle Tennessee State, 1:05 p.m.  
Virginia Commonwealth at Texas A&M, 1 p.m.

## Tuesday, December 7

Sam Houston State at Baylor, 7 p.m.  
Kansas vs. Michigan State, 6 p.m. (ESPN)  
(Great Eight, Chicago, Ill.)  
Indiana at Missouri, 7 p.m.  
Oklahoma at Arkansas, 7 p.m.  
Texas at Wisconsin, 7 p.m.

## Wednesday, December 8

Colorado at Colorado State, 8 p.m.  
Wisconsin-Milwaukee at Iowa State, 7 p.m.

Memphis at Kansas State, 7 p.m.  
Texas A&M at Tulane, 7 p.m.  
Texas Tech at Stephen F. Austin, 7 p.m.

## Thursday, December 9

Nebraska at Creighton, 7:05 p.m.

## Saturday, December 11

Marquette at Baylor, 7 p.m.  
Iowa at Iowa State, 8 p.m.  
Pittsburg State at Kansas, 7:05 p.m.  
Kansas State at Illinois, 7 p.m.  
Pittsburgh at Nebraska, 1:05 p.m.  
Arkansas-Little Rock at Oklahoma, 7 p.m.  
San Diego at Texas  
Texas A&M vs. Rice, 6 p.m.  
(Compaq Center, Houston, Texas)  
Prairie View A&M at Texas Tech, 7 p.m.

## Sunday, December 12

Missouri vs. St. Louis, 3:30 p.m.  
(TWA Dome, St. Louis, Mo.)  
San Diego State at Oklahoma State, 2 p.m.

## Wednesday, December 15

Alcorn State at Oklahoma State, 7:05 p.m.

## Thursday, December 16

Ohio State at Kansas, 8 p.m. (ESPN)

## Friday, December 17

Texas Tech at New Mexico State, 8:05 p.m.

## Saturday, December 18

Baylor at Jacksonville, 6:30 p.m.  
Eastern Washington at Colorado, 8 p.m.  
Kansas vs. Illinois, 11 a.m. (ESPN)  
(Chicago, Ill.)  
Iowa at Missouri, Noon  
Nebraska vs. Arizona, 8:30 p.m. (ESPN2)  
(Las Vegas Shootout, Las Vegas, Nevada)  
Georgia Southern at Oklahoma, 7 p.m.  
Oklahoma State at UNLV, 11 p.m. (ESPN)  
Wofford at Texas, 7 p.m.  
Texas A&M at Lamar, 7 p.m.

## Sunday, December 19

Northern Iowa at Iowa State, 6 p.m.  
Kansas State at Loyola Chicago, 2 p.m.

## Monday, December 20

San Francisco at Nebraska, 7:05 p.m.

## Tuesday, December 21

North Texas at Baylor, 7 p.m.  
New Mexico State at Colorado, 8 p.m.  
Idaho State at Iowa State, 8 p.m.  
(Tribune Holiday Classic, Ames, Iowa)  
Missouri vs. Illinois, 8 p.m.  
(Kiel Center, St. Louis, Mo.)  
Oklahoma State at Washington, 9 p.m.  
Texas A&M at Dayton, 6:30 p.m.  
Southwest Texas State at Texas Tech, 7 p.m.

## Wednesday, December 22

Samford/Texas A&M-C.C. at Iowa State, 8 p.m.  
(Tribune Holiday Classic, Ames, Iowa)  
Princeton at Kansas, 7:05 p.m.  
Old Dominion at Kansas State, 7 p.m.  
Oral Roberts at Nebraska, 7:05 p.m.  
Cincinnati at Oklahoma, 8 p.m. (ESPN)  
Texas at Utah, 11 p.m. (ESPN)

## Monday, December 27

Colorado vs. Villanova  
(Hawai'i Rainbow Classic, Honolulu, Hawai'i)

## Tuesday, December 28

Southern at Baylor, 7 p.m.  
Maryland-Eastern Shore at Iowa State, 7 p.m.  
Niagara at Texas, 7 p.m.

## Wednesday, December 29

Colorado vs. Bradley/Hawai'i  
(Hawai'i Rainbow Classic, Honolulu, Hawai'i)  
Kansas State at Georgia State, 6:30 p.m.  
Oklahoma vs. Mt. St. Mary's, 8:15 p.m.  
(All College Tournament, Oklahoma City, Okla.)  
Texas A&M vs. Santa Clara  
(Cable Car Classic, Santa Clara, Calif.)  
Oral Roberts at Texas Tech, 7 p.m.

## Thursday, December 30

Colorado vs. Ohio/Gonzaga/Oregon/Wake Forest  
(Hawai'i Rainbow Classic, Honolulu, Hawai'i)

**Kansas vs. Saint Louis, 8:05 p.m.**  
(Sprint Shootout, Kansas City, Mo.)  
**Missouri vs. Kentucky, 7 p.m.**  
(Sugar Bowl Classic, New Orleans, La.)  
**Oklahoma vs. Valparaiso/Arkansas St., 6/8:15 p.m.**  
(All College Tournament, Oklahoma City, Okla.)  
**Oklahoma State vs. Louisiana State, 9 p.m. (FOX)**  
(at New Orleans, La.)  
**Texas A&M vs. LaSalle/Butler**  
(Cable Car Classic, Santa Clara, Calif.)

**Friday, December 31**  
Arkansas-Pine Bluff at Baylor, 7 p.m.  
Nebraska at Minnesota, 1:05 p.m.

**Sunday, January 2**  
Arkansas State at Iowa State, 6 p.m.  
Houston at Texas

**Monday, January 3**  
Lamar at Oklahoma, 7 p.m.  
Prairie View A&M at Texas Tech, 7 p.m.

**Tuesday, January 4**  
Colorado at Denver, 8 p.m.  
Pennsylvania at Kansas, 7:05 p.m.  
Long Beach State at Kansas State, 7 p.m.  
Winthrop at Missouri, 7 p.m.  
Pacific at Nebraska, 7:05 p.m.

**Wednesday, January 5**  
Centenary at Texas A&M, 7 p.m.

**Thursday, January 6**  
Baylor at Texas, 7 p.m.

**Saturday, January 8**  
Texas Tech at Oklahoma State, 12:45 p.m. (ESPN+)  
Texas A&M at Oklahoma, 3 p.m. (ESPN+)  
Missouri at Iowa State, 4 p.m. (ESPN)  
Kansas at Colorado, 8 p.m.  
Nebraska at Kansas State, 7 p.m.

**Monday, January 10**  
Texas at Connecticut, 8 p.m. (ESPN)  
Centenary at Texas Tech, 7 p.m.

**Tuesday, January 11**  
Baylor at Oklahoma, 7 p.m.

**Wednesday, January 12**  
Kansas State at Kansas, 8 p.m. (ESPN+)  
Texas at Texas A&M, 7 p.m.  
Colorado at Missouri, 7 p.m.  
Iowa State at Nebraska, 7:05 p.m.

**Saturday, January 15**  
Oklahoma State at Baylor, 3 p.m. (ESPN+)  
Kansas State at Missouri, 12:45 p.m. (ESPN+)  
Nebraska at Kansas, 8 p.m. (ESPN+)  
Oklahoma at Texas, 8 p.m. (ESPN+)  
Texas A&M at Texas Tech, 7 p.m.

**Sunday, January 16**  
Colorado at Iowa State, 1 p.m. (ESPN+)

**Monday, January 17**  
Kansas at Texas A&M, 8 p.m. (ESPN)

**Tuesday, January 18**  
Missouri at Baylor, 7 p.m.

**Wednesday, January 19**  
Iowa State at Kansas State, 8 p.m. (ESPN+)  
Texas at Oklahoma State, 8 p.m. (ESPN+)  
Oklahoma at Colorado, 8 p.m.  
Texas Tech at Nebraska, 7:05 p.m.

**Saturday, January 22**  
Kansas at Missouri, Noon (ABC)  
Oklahoma State at Texas A&M, 12:45 p.m. (ESPN+)  
Iowa State at Oklahoma, 3 p.m. (ESPN+)  
Kansas State at Colorado, 3 p.m. (ESPN+)  
Baylor at Nebraska, 1:05 p.m.  
Texas at Texas Tech, 7 p.m.

**Monday, January 24**  
Colorado at Kansas, 8 p.m. (ESPN)

**Tuesday, January 25**  
Nebraska at Texas, 8 p.m. (ESPN+)

**Wednesday, January 26**  
Oklahoma State at Kansas State, 7 p.m.  
Texas A&M at Iowa State, 7 p.m.  
Texas Tech at Baylor, 7 p.m.

**Saturday, January 29**  
Texas A&M at Missouri, 12:45 p.m. (ESPN+)  
Kansas at Iowa State, 3 p.m. (ESPN+)  
Oklahoma at Texas Tech, 3 p.m. (ESPN+)  
Colorado at Texas, 5 p.m.  
Kansas State at Nebraska, 7:05 p.m.

**Sunday, January 30**  
Baylor at Oklahoma State, Noon (ESPN+)

**Monday, January 31**  
Texas at Oklahoma, 8 p.m. (ESPN)

**Wednesday, February 2**  
Kansas State at Iowa State, 7 p.m.  
Missouri at Colorado, 8 p.m.  
Baylor at Texas A&M, 7 p.m.  
Oklahoma State at Texas Tech, 7 p.m.

**Thursday, February 3**  
Kansas at Iowa, 6 p.m. (ESPN)

**Saturday, February 5**  
Texas at Massachusetts, 2 p.m. (ABC)  
Missouri at Nebraska, 12:45 p.m. (ESPN+)  
Oklahoma at Baylor, 12:45 p.m. (ESPN+)  
Texas Tech at Kansas, 3 p.m. (ESPN+)  
Colorado at Kansas State, 7 p.m.  
Texas A&M at Oklahoma State

**Monday, February 7**  
Kansas at Oklahoma State, 8 p.m. (ESPN)

**Tuesday, February 8**  
Kansas State at Oklahoma, 7 p.m.  
Nebraska at Colorado, 8 p.m.

**Wednesday, February 9**  
Iowa State at Missouri, 7 p.m.  
Texas Tech at Texas, 7 p.m.

**Saturday, February 12**  
Texas at Missouri, 12:45 p.m. (ESPN+)  
Kansas at Kansas State, 3 p.m. (ESPN+)  
Oklahoma State at Oklahoma, 3 p.m. (ESPN+)  
Baylor at Texas Tech, 2 p.m.  
Colorado at Texas A&M, 2 p.m.  
Nebraska at Iowa State, 7 p.m.

**Monday, February 14**  
Oklahoma at Nebraska, 8 p.m. (ESPN2)

**Tuesday, February 15**  
Missouri at Texas Tech, 7 p.m.

**Wednesday, February 16**  
Texas-Pan American at Colorado, 8 p.m.  
Iowa State at Kansas, 8 p.m. (ESPN+)  
Oklahoma State at Texas, 8 p.m. (ESPN+)  
Texas A&M at Baylor, 7 p.m.

**Saturday, February 19**  
Missouri at Kansas State, 12:45 p.m. (ESPN+)  
Texas at Baylor, 12:45 p.m. (ESPN+)  
Iowa State at Colorado, 3 p.m. (ESPN+)  
Texas Tech at Texas A&M, 3 p.m. (ESPN+)  
Nebraska at Oklahoma State, 6 p.m. (ESPN)

**Sunday, February 20**  
Oklahoma at Kansas, 12:30 p.m. (ABC)

**Monday, February 21**  
Oklahoma State at Missouri, 8 p.m. (ESPN)

**Tuesday, February 22**  
Texas at Iowa State, 7 p.m.

**Wednesday, February 23**  
Kansas at Nebraska, 8 p.m. (ESPN+)  
Texas Tech at Oklahoma, 8 p.m. (ESPN+)  
Baylor at Colorado, 8 p.m.  
Texas A&M at Kansas State, 7 p.m.

**Saturday, February 26**  
Colorado at Nebraska, 12:45 p.m. (ESPN+)  
Texas A&M at Texas, 12:45 p.m. (ESPN+)  
Kansas State at Texas Tech, 3 p.m. (ESPN+)  
Oklahoma State at Iowa State, 3 p.m. (ESPN+)  
Missouri at Oklahoma, 8 p.m. (ESPN)  
Baylor at Kansas, 7:05 p.m.

**Monday, February 28**  
Kansas at Texas, 8 p.m. (ESPN)

**Wednesday, March 1**  
Colorado at Oklahoma State  
Iowa State at Texas Tech, 7 p.m.  
Kansas State at Baylor, 7 p.m.  
Nebraska at Missouri, 7 p.m.  
Oklahoma at Texas A&M, 7 p.m.

**Saturday, March 4**  
Nebraska at Texas A&M, 12:45 p.m. (ESPN+)  
Texas Tech at Colorado, 3 p.m. (ESPN+)  
Oklahoma at Oklahoma State, 8 p.m. (ESPN)  
Iowa State at Baylor, 7 p.m.  
Texas at Kansas State, 7 p.m.

**Sunday, March 5**  
Missouri at Kansas, 1 p.m. (CBS)

**Phillips 66 Big 12 Tournament (Fourth)**  
Kemper Arena - Kansas City, Mo.

**Thursday, March 9**  
Game 1 - Seed #9 vs. Seed #8, Noon  
Game 2 - Seed #12 vs. Seed #5, 2:20 p.m.\*  
Game 3 - Seed #10 vs. Seed #7, 6 p.m.  
Game 4 - Seed #11 vs. Seed #6, 8:20 p.m.\*

**Friday, March 10**  
Game 5 - Winner Game 1 vs. Seed #1, Noon  
Game 6 - Winner Game 2 vs. Seed #4, 2:20 p.m.\*  
Game 7 - Winner Game 3 vs. Seed #2, 6 p.m.  
Game 8 - Winner Game 4 vs. Seed #3, 8:20 p.m.\*

**Saturday, March 11**  
Game 9 - Winner Game 5 vs. Winner Game 6, 1 p.m.  
Game 10 - Winner Game 7 vs. Winner Game 8, 3:20 p.m.\*

**Sunday, March 12**  
Game 11 - Winner Game 9 vs. Winner Game 10, 2 p.m.

\*or 30 minutes following the conclusion of previous game  
Games 1-10 on ESPN+  
Game 11 on ESPN

**BIG 12 CONFERENCE**

# Big 12 Conference History: Creating a Legacy



**Kevin Weiberg**  
Big 12 Conference  
Commissioner

One of the nation's most prolific conferences, the Big 12 maintains its leadership role in academic, student life, competition, sportsmanship and compliance areas within the NCAA framework.

Dedicated to achieving the highest goals in the integration of academic and athletic endeavors, Baylor, Colorado, Iowa State, Kansas, Kansas State, Missouri, Nebraska, Oklahoma, Oklahoma State, Texas, Texas A&M and Texas Tech combined forces on February 25, 1994, and forged the Big 12 Conference, one of the most powerful alli-

ances in NCAA Division I competition.

Individually, member schools have long been respected for successes both in its classrooms and its stadiums. In all, conference institutions have received accolades for the quality of academic resources, programs and services offered to students. Athletically, Big 12 teams have accounted for 159 national team championships—143 NCAA and 16 wire service football titles—while its student-athletes have claimed more than 900 NCAA crowns entering the 1999-2000 academic year.

The formation of the Big 12 represented an undertaking by school chief executive officers to combine resources to achieve higher levels of performance heading into the 21st Century.

Institution chancellors and presidents serve as chief policy makers for the conference, operating as the Board of Directors. Administration of the circuit occurs through the Council of Faculty Athletics Representatives, Board of Athletic Directors and Board of Senior Woman Administrators.

Kevin Weiberg began his tenure as the Big 12's second full-time commissioner on Dec. 4, 1998. Weiberg already has made great strides in Big 12 governance, organization and finance.

The Big 12 took a bold step toward community service in May, 1996, by adopting Special Olympics as its primary philanthropy. Other charitable and community service organizations such as the Lou Groza National Collegiate Place Kicker Award, NCAA YES Program and Best Buddies, to name a few, have the sponsorship of the conference. Member-institutions have provided facilities for local, regional and national Special Olympics competition for years, but under the Big 12 blanket, Special Olympians, their coaches and

their fans have the opportunity to interact as recipients of clinics and other cooperative efforts in conjunction with Big 12 events. In August, 1996, Executive Directors of Special Olympics in the seven-state area and Big 12 officials decided to promote the national movement through public service announcements aired to all 50 states and overseas' markets during Big 12 football and basketball games and on the weekly "Big 12 Showcase" television program.

Another innovative venture of the Big 12 is the LifeSkills Program and Academic Services. Programs such as the Student-Athlete Advisory Committee, Special Olympics and the YES program of clinics and stay-in-school messages to youngsters are a few of the life skills areas promoted by the Big 12. Student-athletes play an active role in community endeavors such as hospital visits, youth school programs, enhance/eligibility information and anti-violence campaigns promoted through local appearances and public service announcements.

Exposure is key in any endeavor of this magnitude, and the Big 12 has one of the best regional and national telecast agreements in the nation. ABC and Fox Sports Net combine to produce nearly 40 football games annually in syndicated, regional, national and prime-time windows. The Big 12 blankets television on the Friday after Thanksgiving with back-to-back national grid telecasts of Texas-Texas A&M and Colorado-Nebraska.

ESPN and ESPN Regional provide regional over-the-air syndication, national cable and national network coverage of up to 90 men's basketball games per season. The Big 12 is a mainstay in the ESPN lineup with the highest rated college basketball slot on "Big Monday." Nebraska will appear once on ESPN's "Big Monday" package (Feb. 14 vs. Oklahoma) and will make two additional appearances on the national cable network—Dec. 18 vs. Arizona (ESPN2) and Feb. 19 at Oklahoma State (ESPN). In addition to the highly successful syndicated package within the seven-state conference region, (Nebraska will make six appearances) ESPN Regional markets 10 games annually to CBS and ABC for the Big 12. All 11 games of the Big 12 Phillips 66 Men's



**Kim Anderson**  
Big 12 Basketball  
Consultant

## NCAA Men's Team Titles by School

Oklahoma State .....	42
Oklahoma .....	19
Nebraska .....	16
Texas .....	15
Colorado .....	14
Iowa State .....	13
Kansas .....	9
Missouri .....	2
Texas A&M .....	1
Baylor .....	0
Kansas State .....	0
Texas Tech .....	0

## Big 12 Staff Directory

- Kevin Weiberg, Commissioner
- Donnie Duncan, Senior Associate Commissioner
- Britton Banowsky, Associate Commissioner
- Prentice Gault, Associate Commissioner
- Tim Allen, Associate Commissioner
- Dru Hancock, Associate Commissioner
- Steve Pace, Chief Financial Officer
- Tim Millis, Coordinator of Football Officials
- Kim Anderson, Big 12 Basketball Consultant
- Becky Marshall, Women's Basketball Coordinator of Officials
- Lori Ebihara, Director of Compliance
- Melanie Ellis, Executive Assistant to the Commissioner
- Julie Dorn, Director of Events
- Rob Castro, Assistant Director of Championships
- Kristin Whitted, Assistant Director of Championships

- Media Relations Staff**
- Bo Carter, Director
  - Brad Clements, Assistant
  - Chris Theisen, Assistant
  - Joni James, Assistant

- Mailing Address**
- 2201 Stemmons Freeway  
28th Floor  
Dallas, Texas 75207  
(214) 742-1212



Basketball Tournament are aired either regionally or nationally. Fox Sports Net relies on Big 12 supplied programming of regular-season volleyball, and women's basketball while televising nearly 30 events per year. Big 12 championships also have a home at Fox Sports Net. At least eight Big 12 Olympic championships are televised on either a regional or national cable basis, and Fox Sports Net boasts one of the best weekly collegiate programs in the 39-installment "Big 12 Showcase." ESPN ventures into the mix by promoting and televising an annual Big 12 women's basketball challenge and will air the 1998 Phillips 66 Men's Basketball Tournament title game.



*Kansas City's Kemper Arena is the site for the annual Phillips 66 Big 12 Basketball Tournament. The venue also hosted the Big Eight Tournament. Kansas has captured the first three Big 12 tournament titles.*

In all, packages with ABC, FoxSportsNet and ESPN guarantee the Big 12 the finest intercollegiate coverage through the year 2000 (2003 with ABC for football television) and \$159 million to member institutions.

The Big 12 hit the field with Oklahoma claiming the inaugural conference title in softball on May 11, 1996. Big 12 football kicked off in grand fashion as Kansas State defeated Texas Tech 21-14 on Aug. 31, 1996, in Manhattan, Kan. Texas edged Nebraska, 37-27, in the first Dr. Pepper Big 12 Football Championship Game to allow the conference to gain two Bowl Alliance berths.

The Big 12 utilizes a North-South divisional format in football, with the two Oklahoma schools and the four Texas schools making up the Big 12 South and the remaining six schools complete the Big 12 North. The champions of each division face each other in an electric showdown in early December to determine the Big 12 representative to the Bowl Alliance. Thanks to the high level of competition, the Big 12 was the only conference with two teams participating in the alliance in 1996 and 1997, and Nebraska clinched the national title in the ESPN/USA TODAY football poll on Jan. 2, 1998, with a 42-17 victory over Tennessee in the FedEx Orange Bowl. In addition to the alliance, the Big 12 has five other bowl agreements with the Southwestern Bell Cotton Bowl Classic, Culligan Holiday Bowl, Sylvania Alamo Bowl, Insight.Com and Sanford Independence Bowl.

In 1998-99, the 21 regular-season championship trophies were divided among 10 schools. Texas won the Big 12 all-sports title by capturing nine trophies (men's basketball, men's and women's indoor and outdoor track and field, men's and women's swimming and diving, and men's and women's tennis). Nebraska (volleyball and women's gymnastics), Texas A&M (football and baseball) and Oklahoma (wrestling and softball) each captured two Big 12 titles, while Baylor (soccer) Colorado (men's cross country), Kansas (men's golf), Kansas State (women's cross country), Oklahoma State (women's golf) and Texas Tech (women's basketball) each claimed single conference crowns.

Men's programs regulated by the conference include baseball, basketball, cross country, football, golf, indoor/outdoor track and field, swimming and diving, tennis, and wrestling. Big 12-regulated women's programs include basketball, cross country, golf, gymnastics, indoor/outdoor track and field, soccer, softball, swimming and diving, and tennis.

**1998-99 Big 12 Team Champions**

<b>Men's</b>	
Football .....	Texas A&M
Cross Country .....	Colorado
Basketball .....	Texas
Indoor Track .....	Texas
Wrestling .....	Oklahoma
Swimming/Diving .....	Texas
Baseball .....	Texas A&M
Golf .....	Kansas
Outdoor Track .....	Texas
Tennis .....	Texas

<b>Women's</b>	
Cross Country .....	Kansas State
<b>Volleyball</b> .....	<b>Nebraska</b>
Soccer .....	Baylor
Basketball .....	Texas Tech
<b>Gymnastics</b> .....	<b>Nebraska</b>
Indoor Track .....	Texas
Swimming/Diving .....	Texas
Golf .....	Oklahoma State
Outdoor Track .....	Texas
Softball .....	Oklahoma
Tennis .....	Texas



## The Cornhusker Legend

Before 1900, Nebraska football teams were known by such names as the Old Gold Knights, Antelopes and the Bugeaters. But in 1900, Lincoln sportswriter Charles S. (Cy) Sherman, who was to gain national renown as the sports editor of the Lincoln Star and help originate the Associated Press poll, tired of referring to the Nebraska teams with such an unglamorous term as Bugeaters. Iowa had, from time to time, been called the Cornhuskers, and the name appealed to Sherman.

Iowa partisans seemed to prefer Hawkeyes, so Sherman started referring to the Nebraska team as Cornhuskers, and the 1900 team was first to bear that label.

Of course, the name caught on and became a Nebraska byword, eventually becoming the official nickname for the state.

There is no official symbol of a Cornhusker and various cartoonists have caricatured the mystical something that typifies Nebraska football—some winning fan approval and others arousing fan ire.

The cartoon character, "Herbie Husker", evolved out of Nebraska's trip to the 1974 Cotton Bowl in Dallas. Artist Dirk West of Lubbock, Texas, designed a Cornhusker cartoon for the Cotton Bowl press headquarters that caught the eye of former Husker SID Don Bryant. Later, Bryant contacted West for permission to use the cartoon and West expressed a desire to refine his original cartoon and improve some of the character's features. As a result, West was commissioned to draw an original Cornhusker cartoon character that serves as a mascot for all Husker athletic teams.

"Herbie" is the registered logo of the Cornhusker Athletic Department, which controls its use. West's concept of Nebraska football is appropriate—a burly, rugged and confident fellow who is proud of both the athletic and the agricultural traditions of the University of Nebraska.

In recent years, the University has also developed a basketball above a script "Huskers" for a logo, the Cornhuskers' football helmet superimposed on a script "Huskers" for a football logo, and four years ago, unveiled a block N logo with a script "Huskers." All are registered trademarks of the Athletic Department.



## University of Nebraska Athletic Licensing and Sales

The University of Nebraska Licensing Program added another dimension to its areas of responsibility by expanding into sales in August 1997. This new venture has taken the form of the retail development "Huskers Authentic." Under the guidance of Store Manager Russ Svoboda and Assistant Store Manager Cyndee Drake, and located in the first floor of the Stadium Drive Parking Garage, Huskers Authentic is the No. 1 collegiate concept store in America.

Demand for authentic Husker products is at an all-time high, and the athletic department decided to answer the demand with its own retail outlet featuring exactly what the name implies, authentic Husker products. Husker fans can now purchase equipment and apparel from Huskers Authentic by calling the order line at 1-800-965-8674, by stopping at the store on game day, or visiting the store during regular business hours.

In 1981, the University of Nebraska began a licensing program to protect the use of its name and symbols and ensure that the public properly identify and associate NU logos on products bearing the institution's marks. The Nebraska licensing department has become one of the nation's largest revenue-producing universities. Husker products are licensed around the world. The licensing department, considered one of the most innovative in the United States, is committed to building cooperative relationships with licensees and developing markets for "Officially licensed products of the University of Nebraska."

Nebraska has joined a consortium of other universities across the country to bring consistency in the marketplace for officially licensed collegiate products, protect the names and logos of universities and generate revenue to support scholarship programs and projects of those universities.




## Look for the Label

How do you tell if merchandise seen in stores or on the street is authorized by the University of Nebraska? Just look for the "Officially Licensed Collegiate Products" label shown above. If the label is not there, the merchandise is not licensed. For further licensing information, please contact:

The Collegiate Licensing Company  
320 Interstate North  
Suite 102  
Atlanta, GA 30339  
(404) 956-0520





**1998-99**  
**REVIEW**



# 1998-99 Huskers Miss Goal of Reaching NCAA Tournament

In the future, the 1998-99 season will not stand out in the annals of Nebraska basketball. The line for the season will read 20-13, fifth-place in the Big 12, NIT Tournament.

However, when one takes the time to read further, the 1998-99 season will, in many ways, stand alone from any other Husker Hoops campaign. Despite not meeting the preseason goal of reaching the NCAA Tournament and winning a game in the Big Dance, the 103<sup>rd</sup> edition of Nebraska men's basketball accomplished things that other NU teams had only dreamed possible.

Last season included one of the most dominant individual performances in school history, as center Venson Hamilton had a record-breaking senior campaign. Hamilton became the first Husker in 18 seasons to earn conference player-of-the-year honors and in the process, broke three Nebraska career records.

As a team, Nebraska put together one of the most impressive runs in school history to rescue a season that appeared to be on life-support with an 8-7 record in early January. Danny Nee's Huskers responded by winning nine of their next 10 games, to put itself in the thick of the Big 12 title race. Perhaps most impressive in the streak was a pair of wins against perennial league power Kansas, marking NU's first sweep of the Jayhawks since 1983, also the last time the Huskers posted a victory in storied Allen Fieldhouse.

A late-season stumble ended the Huskers' league title bid and cost the Huskers a second-straight NCAA Tournament bid. However, Nebraska won 20 games for the second straight season and reached postseason play for the ninth straight season and the 11<sup>th</sup> time in Danny Nee's 13 years at Nebraska.

Nebraska began the season with an easy 79-59 victory over UNC Greensboro in Lincoln.

## '98-99 Husker Highlights

- ◆ Made an ninth straight postseason appearance, extending the school record
- ◆ Won 20 games for the 11th time in school history and for the seventh time under Danny Nee
- ◆ Nebraska won 10 conference games for only the ninth time in school history and just the fifth time in the last 70 years
- ◆ Won nine of 10 conference games at one stretch, NU's best run in league play in 33 seasons
- ◆ Swept the regular-season series from Kansas for the first time in 16 seasons, winning in Lawrence for the first time since 1983
- ◆ Recorded four-straight wins over nationally ranked opponents, a first in program history
- ◆ Venson Hamilton was named Big 12 Player of the Year and became the school's all-time leader in rebounding, blocked shots and games played
- ◆ Cookie Belcher was a third-team All-Big 12 choice, a member of the league's all-defensive team and set Nebraska single game, season and career steals records

against Washington State. The Huskers shot 55 percent from the field and got a dominating performance from Hamilton. The big man scored a career-high 26 points and had 11 rebounds and for the first time showed the type of play that would become routine during conference action. Three other Huskers joined Hamilton in double figures, including Cookie Belcher who had 18 points and five assists.

The Huskers appeared to be back on track and hoped to finish the tournament with a strong performance against Wisconsin. However, the Badgers played inspired basketball to dominate Nebraska, 78-41, and sent the Huskers on a long trip home with a lot of questions.

Nebraska responded with a 65-47 thumping of North Carolina A&T at the Devaney Center. Senior captain Andy Markowski led the way with 15 points and nine rebounds. Hamilton also erased the first of several NU records on the day. His nine rebounds gave him 787 in his career, establishing a new Husker career record.

The up-and-down Huskers were down again three days later as Tulsa visited Lincoln. Nebraska forced 18 Golden Hurricane turnovers and limited UT to just 43 percent from the floor, but the Huskers could not overcome a 31 percent shooting performance, as Tulsa stole a 52-49 win. The loss marked just Nebraska's ninth non-conference home loss in Nee's 13 seasons at Nebraska.

Nebraska got healthy in the Ameritas Classic. In game one, a hobbled Hamilton came off the NU bench with a sprained ankle to score nine points and grab 10 rebounds and Cookie Belcher scored 15 points as the Huskers defeated Southwest Texas State, 63-54. A night later in the championship game, three Huskers reached double figures led by Hamilton's 11 points and seven steals as NU knocked off Colgate, 60-48. Redshirt freshman Cary Cochran also showed the first glimpse of his ability, providing a spark off the NU bench and scoring 10 points. Cochran and Belcher were named to the all-tournament team, while Hamilton earned Ameritas MVP honors. The tournament title was Nebraska's 11<sup>th</sup> in the 12-year history of the Ameritas Classic.

Up next was a visit from intrastate rival Creighton. The Bluejays came to Lincoln riding high with a perfect 6-0 record. However, history was against Creighton, as Nebraska held an 11-0 advantage in games played between the two teams at the Bob Devaney Sports Center. At the half, it looked like Creighton might break through as the 'Jays held a 35-32 advantage. However, Nebraska came out smoking in the second half, opening with a 21-6 run and never looked back. The Huskers forced 12 second-half Creighton turnovers and turned several of them into easy baskets on the other end as NU cruised to a 76-60 win. Larry Florence led the way with a career-high 21 points and six steals, while Hamilton had 20 points and eight rebounds and Belcher added 15 points and six assists. The win improved Nebraska to 6-3 on the year.

After its most impressive performance of the season, Nebraska was confident heading to Colorado State. However, that confidence was damaged before the game when Belcher suffered a back injury tying his shoes. The junior guard missed a game for the first time in his career and Nebraska undoubtedly missed him. Colorado State pulled away late in the first half and cruised to a 75-49 win.

The Huskers returned home to battle 17<sup>th</sup>-ranked Minnesota. Just as it had against Tulsa, Nebraska wasted a strong defensive effort in a 55-51 loss. The Huskers shot just 26 percent in the game, its lowest in 13 seasons under Danny Nee and the worst by a Nebraska team in Devaney Center history.

After a break for the Christmas holiday, Nebraska regrouped with a pair of road wins. The Huskers limited San Francisco to 31 percent shooting and had four players in double figures in a 62-52 win over the Dons. Back in the Midwest, Nebraska shot 52 percent and got 18 points and 15 rebounds from Hamilton to easily dispose of UMKC, 81-65, in Kansas City. The win left Nebraska at 8-5 heading into Big 12 Conference action.

League play did not begin like Nebraska had hoped. Missouri shot 58 percent in the first half and rolled to an 80-57 win over the Huskers in Columbia. After an eight-day break, Nebraska hoped to get well at home against Texas. Florence had a strong game with 19 points and Hamilton had another double-double, and Nebraska appeared to be in control with a four-point halftime advantage. But Texas connected on 56 percent from the floor and five 'Horns reached double figures as UT left Lincoln with an 89-76 win.

The loss left Nebraska at 8-7 overall on the year and 0-2 in Big 12 play and had a lot of people doubting the Huskers. However, Hamilton and Co. were nowhere near giving up on the 1999 season. Hamilton had 17 points and 12 rebounds and Belcher added 15 points as Nebraska got back on track with a 70-61 win over a good Kansas State team.

# Still Enjoy a Memorable, Record-Breaking Season

Nebraska then went back on the road for a two-game trip. The first contest was against a depleted Baylor team in Waco. Hamilton dominated the contest with 25 points and Cochran again showed his 3-point shooting ability, hitting four from long range as part of his 14-point effort. Nebraska evened its Big 12 record at 2-2 with a 68-55 win over the Bears.

The Huskers next contest was much more difficult as NU took on 25th-ranked Oklahoma on its home floor. From the opening tip, Nebraska looked like the ranked team, hitting 63 percent from the floor in the opening half to take a 48-28 halftime edge. The second half was more of the same as Nebraska hit 72 percent and rolled to an easy, 96-81, win over the Sooners. NU knocked down 66 percent for the game and posted its largest win ever in Norman. It also marked the third straight game Nebraska had led from wire-to-wire.

The Devaney Center was rocking as NU returned home to take on Colorado. Nebraska again rolled, opening a 10-point lead early in the game. The Huskers cruised to a 72-55 win, behind a defensive effort that forced 23 Buff turnovers. Florence had 17 points, while Hamilton had 15 points and a season-high 16 rebounds.

NU put its four-game winning streak on the line against 20th-ranked Kansas. The Jayhawks rolled into Lincoln with a nine-game winning streak against the Huskers, but this night would be different. The Huskers led for all but one minute of the game and used a strong second half to stop KU, 84-69, NU's largest victory against Kansas in 17 seasons. NU shot 62 percent after intermission and limited the Jayhawks to just 36 percent. Hamilton began to state his case for Big 12 Player of the Year with 20 points, 12 rebounds and three blocked shots, while Belcher added 16 points, six assists and four steals.

Nebraska's momentum was temporarily halted at Iowa State. The 'Clones put up a tough defensive effort and made the key plays down the stretch to trip up Nebraska, 52-47. However, it was only a minor bump in the Husker road.

The Huskers rebounded with a 57-52 win at Colorado, that left them with a 6-3 league record and Mile High goals. The Huskers held CU to 18 percent shooting in the first half and held on for the victory. Hamilton was big against the Buffs, scoring 22 points and pulling down 11 rebounds.

Missouri rolled into the Devaney Center with a 7-2 league record and No. 24 national ranking and a full head of momentum. However, the Tigers left Lincoln at 7-3 in league play and tied with Nebraska after a 69-61 Husker win. Hamilton began to cement his case for Big 12 Player of the Year with 16 points, 11 rebounds, six assists and some key buckets down the stretch. The win was Nebraska's third straight win over a ranked opponent and sent the Huskers to KU's Allen Fieldhouse in the thick of the league race.

The last time Nebraska was victorious in Lawrence, Hamilton and fellow seniors Andy Markowski and Troy Piatkowski were early in their grade school years. This time they were front and center. NU battled Kansas to a 26-all halftime tie, but Kansas opened a 49-38 lead with eight minutes to play and it appeared Nebraska would leave empty-handed for the 16th straight time. Seven different Huskers scored down the stretch as Nebraska finished the game with a 26-10 run to escape Allen Fieldhouse with a 64-59 upset of No. 24 Kansas. Hamilton had 17 points, eight rebounds and four blocked shots, while Florence also added 17.

The Huskers held on for a 59-57 victory over Iowa State in Lincoln, for their ninth victory in 10 games. The win improved Nebraska to 9-3 in league play, its best start to conference action in 33 years. Hamilton led the way with 20 points and 13 rebounds, making him just the fourth player in conference history to score 1,000 points, have 1,000 rebounds and block 200 shots.

Nebraska found itself just a game out of first place in the league standings heading into a home contest with Oklahoma State. The Cowboys came into Lincoln fired up and damaged NU's title hopes with a 60-48 victory, on the strength of a strong second-half defensive effort.

The next test for Nebraska was a road contest at Texas Tech, a

key game in NU's NCAA Tournament hopes. An inspired Tech team opened a 12-point halftime lead and led 54-39 with 11 minutes to play. However, Nebraska responded and went on a 25-9 run over the next nine minutes to lead 64-63 late in the contest. The two teams traded the lead down the stretch before the Red Raiders Rayford Young broke Nebraska hearts with a winning layup and Tech pulled out a 73-68 win.

Nebraska came out flat at Kansas State when it could least afford a loss, dropping a 62-45 decision. The defeat ended any Husker title hopes and put their NCAA tourney plans in serious jeopardy.

Senior Day was now at hand, with Texas A&M the invited guest. The Aggies threatened to ruin the party in the first half, holding a 38-30 halftime edge. But the Husker seniors responded for a huge second half outburst, giving NU an 87-68 win and momentum heading to Kansas City. Hamilton sealed the Player of the Year Award with 23 points and nine rebounds, while Troy Piatkowski poured in 17 points in his regular-season home finale and Markowski inspired the team by playing on an injured ankle. The win gave NU a 10-6 conference record for the second straight year and left NU in a tie for fifth place in the conference.

NU's dominance carried over to the first half against Texas Tech. NU forced 18 first-half Red Raider turnovers on 15 steals and opened a 33-15 lead at intermission. The lead grew to as many as 28 points in the second half and NU rolled to a 69-50 victory.

The Huskers now faced a quarterfinal game that likely would determine their NCAA Tournament fate. The Huskers' mission was simple--beat Kansas for the third time in one season and an NCAA bid would be almost certain. However, this game was different. Kansas seemed intent on gaining some revenge for the two earlier losses. The Jayhawks led by six at intermission and blew the game open in the second half, rolling to a 77-53 win.

The loss cost Nebraska any chance of an NCAA tourney bid and dropped the Huskers into the NIT. The Huskers responded in round one with a 68-55 victory over UNLV in Lincoln. In the second round, Nebraska ran into an offensive juggernaut at TCU, as the Horned Frogs overcame a record 3-point performance by Cary Cochran to knock off Nebraska, 101-89.

The loss ended Nebraska's season at 20-13, marking just the second time in school history the Huskers had put together consecutive 20-win seasons. Hamilton's season was one of the most impressive in school history and his Big 12 Player of the Year award marked the first time in 18 seasons a Husker had captured league player-of-the-year honors.

Overall, it was a season that did not meet all of Nebraska's goals. It may look simple on paper, but there is one piece of advice, before closing the book on the 1998-99 Nebraska basketball season. Read the fine print.



Venson Hamilton was named Big 12 Player of the Year in 1999. Hamilton led the league in scoring in conference games and had 18 double-doubles as a senior.



# 1998-99 Nebraska Final Statistics (20-13)

Player	G-GS	Min.-Avg.	FG-FGA	Pct.	3PT-3PTA	Pct.	FT-FTA	Pct.	Reb.-Avg.	PF-D	Ast	TO	Blk	Stl	Pts.-Avg.
Venson Hamilton	33-32	1,074-32.5	194-388	.500	0-1	.000	130-198	.657	335-10.2	104-5	54	122	80	67	518-15.7
Big 12	16-16	545-34.1	115-213	.540	0-0	—	62-93	.667	176-11.0	51-2	30	61	43	28	292-18.3
Cookie Belcher	32-32	1,007-31.5	137-320	.428	39-128	.305	64-102	.627	107-3.3	75-2	138	99	22	102	377-11.8
Big 12	16-16	502-31.4	66-153	.431	16-60	.267	20-42	.476	50-3.1	38-0	70	45	13	48	168-10.5
Larry Florence	33-27	869-26.3	133-262	.508	1-4	.250	73-99	.737	135-4.1	79-3	53	75	11	42	340-10.3
Big 12	16-16	454-28.4	64-130	.492	1-2	.500	44-61	.721	73-4.6	37-2	33	31	3	19	173-10.8
Chad Johnson	33-15	779-23.6	79-185	.427	7-34	.206	58-102	.569	98-3.0	52-0	63	65	9	38	223-6.8
Big 12	16-2	346-21.6	32-72	.444	2-10	.200	33-55	.600	44-2.8	24-0	26	33	5	18	99-6.2
Andy Markowski	33-33	875-26.5	89-178	.500	0-0	—	33-67	.493	184-5.6	100-2	72	86	16	42	211-6.4
Big 12	16-16	396-24.8	42-78	.538	0-0	—	13-33	.394	76-4.8	49-1	43	36	9	16	97-6.1
Cary Cochran	32-0	436-13.6	52-130	.400	39-98	.398	29-31	.935	45-1.4	48-2	30	31	0	18	172-5.4
Big 12	15-0	264-17.6	31-78	.397	21-54	.389	17-19	.895	29-1.9	37-2	13	15	0	13	100-6.7
Troy Piatkowski	33-1	618-18.7	57-144	.396	24-87	.276	18-26	.692	54-1.6	40-0	27	31	3	16	156-4.7
Big 12	16-1	287-17.9	27-68	.397	6-32	.188	10-14	.714	22-1.4	19-0	15	15	1	7	70-4.4
Louis Truscott	32-0	397-12.4	32-83	.386	1-4	.250	40-59	.678	89-2.8	46-0	9	31	12	15	105-3.3
Big 12	16-0	188-11.8	13-39	.333	0-2	.000	19-25	.760	42-2.6	20-0	6	11	8	7	45-2.8
Brant Harriman	7-1	52-7.4	5-8	.625	0-0	—	5-6	.833	8-1.1	7-0	2	5	5	1	15-2.1
Joe Holmes	29-24	441-15.2	18-54	.333	0-4	.000	15-24	.625	30-1.0	30-0	41	41	0	17	51-1.8
Big 12	15-13	206-13.7	8-29	.276	0-3	.000	4-8	.500	15-1.0	19-0	18	23	0	10	20-1.3
Ross Buckendahl	5-0	10-2.0	2-3	.667	2-2	1.000	0-0	—	4-0.8	1-0	1	0	0	0	6-1.2
Big 12	3-0	4-1.3	1-2	.500	1-1	1.000	0-0	—	2-0.7	1-0	1	0	0	0	3-1.0
Craig Wortmann	3-0	5-1.7	1-2	.500	0-0	—	0-0	—	1-0.3	0-0	0	1	0	0	2-0.7
Big 12	2-0	3-1.5	0-1	.000	0-0	—	0-0	—	1-0.5	0-0	0	1	0	0	0-0.0
Todd Smith	8-0	37-4.6	0-7	.000	0-3	.000	1-2	.500	2-0.3	3-0	0	6	0	1	1-0.1
Big 12	2-0	5-2.5	0-0	—	0-0	—	0-0	—	0-0.0	1-0	0	1	0	0	0-0.0
Team									77		4				
Big 12									38		3				
Nebraska Totals	33	6,600	799-1,764	.453	113-365	.310	466-716	.651	1,169-35.4	585-14	490	597	158	359	2,177-66.0
Big 12	16	3,200	399-863	.462	57-164	.287	222-350	.634	568-35.5	296-7	255	275	82	166	1,067-66.7
Opponent Totals	33	6,600	752-1,809	.416	20-7-609	.340	410-639	.642	1,139-34.5	597	448	606	108	301	2,121-64.3
Big 12	16	3,200	359-899	.399	105-308	.341	211-330	.639	580-36.3	303	209	291	50	142	1,034-64.6

## 1998-99 Nebraska Game-By-Game Review

Overall: 20-13 (10-6 in Big 12, tie-fifth)

Home: 12-4 (6-2)

Away: 6-6 (4-4)

Neutral: 2-3

Date	Opponent	Score	Record	Attendance	Points	Rebounds	Assists	FG% (NU-Opp.)
11-14	UNC Greensboro	79-59	1-0/0-0	4,946	Belcher (18)	Hamilton (11)	Belcher (9)	.620-.353
11-19	Villanova*	60-75	1-1/0-0	4,267	Belcher, Hamilton (16)	Markowski (10)	Belcher (5)	.439-.477
11-21	Washington State*	95-84	2-1/0-0	1,500	Hamilton (26)	Hamilton (11)	Holmes (8)	.548-.519
11-22	Wisconsin*	41-78	2-2/0-0	3,000	Johnson (9)	Hamilton (4)	Belcher (4)	.432-.604
11-28	North Carolina A&T	65-47	3-2/0-0	9,117	Markowski (15)	Hamilton, Markowski (9)	Belcher (5)	.522-.303
12-1	Tulsa	49-52	3-3/0-0	6,598	Belcher (11)	Hamilton (12)	Belcher, Markowski (3)	.305-.429
12-4	Southwest Texas State**	63-54	4-3/0-0	5,776	Belcher (15)	Hamilton, Markowski (10)	Belcher, Johnson (4)	.432-.333
12-5	Colgate**	60-48	5-3/0-0	6,259	Hamilton (11)	Florence (10)	Belcher (5)	.396-.404
12-9	Creighton	76-60	6-3/0-0	10,851	Florence (21)	Markowski (13)	Belcher (6)	.500-.412
12-12	at Colorado State	49-75	6-4/0-0	5,233	Florence (17)	Hamilton (10)	Hamilton (2)	.321-.532
12-19	Minnesota	51-55	6-5/0-0	8,313	Belcher (14)	Hamilton (15)	Holmes (3)	.255-.488
12-27	at San Francisco	62-52	7-5/0-0	3,582	Belcher (13)	Hamilton (9)	Holmes (5)	.451-.306
12-30	at UMKC	81-65	8-5/0-0	4,180	Hamilton (18)	Hamilton (15)	Johnson (6)	.519-.373
1-2	at Missouri	57-80	8-6/0-1	13,300	Hamilton (13)	Hamilton (11)	Belcher (4)	.328-.500
1-10	Texas	76-89	8-7/0-2	8,143	Florence (19)	Hamilton (10)	Belcher (5)	.466-.556
1-13	Kansas State	70-61	9-7/1-2	8,029	Hamilton (17)	Hamilton (12)	Belcher (4)	.458-.352
1-16	at Baylor	68-55	10-7/2-2	3,840	Hamilton (25)	Hamilton (7)	Markowski (4)	.500-.438
1-20	at Oklahoma	96-81	11-7/3-2	11,607	Florence (21)	Hamilton (11)	Florence, Piat. (3)	.660-.415
1-23	Colorado	72-55	12-7/4-2	9,407	Florence (17)	Hamilton (16)	Belcher (7)	.492-.297
1-27	Kansas	84-69	13-7/5-2	13,680	Hamilton (20)	Hamilton (12)	Belcher (6)	.533-.417
1-30	at Iowa State	47-52	13-8/5-3	12,107	Hamilton (12)	Hamilton, Johnson (6)	Markowski (5)	.444-.432
2-3	at Colorado	57-52	14-8/6-3	5,075	Hamilton (22)	Hamilton (11)	Belcher (4)	.486-.317
2-6	Missouri	69-61	15-8/7-3	11,449	Hamilton (16)	Hamilton (11)	Hamilton (6)	.509-.421
2-10	at Kansas	64-59	16-8/8-3	16,000	Hamilton, Florence (17)	Hamilton (8)	Belcher (6)	.442-.370
2-13	Iowa State	59-57	17-8/9-3	13,623	Hamilton (20)	Hamilton (13)	Belcher (4)	.373-.373
2-17	Oklahoma State	48-60	17-9/9-4	13,146	Hamilton (20)	Hamilton (15)	Belcher (3)	.400-.417
2-20	at Texas Tech	68-73	17-10/9-5	7,815	Hamilton (24)	Hamilton (11)	Belcher (6)	.458-.367
2-24	at Kansas State	45-62	17-11/9-6	8,832	Hamilton (18)	Hamilton (13)	Johnson (4)	.327-.426
2-27	Texas A&M	87-68	18-11/10-6	11,294	Hamilton (23)	Hamilton (9)	Belcher (8)	.545-.333
3-4	Texas Tech%	69-50	19-11/10-6	10,700	Hamilton (15)	Truscott (7)	three with (2)	.469-.404
3-5	Kansas%	53-77	19-12/10-6	17,100	Hamilton, Florence (12)	Hamilton (10)	Hamilton (3)	.400-.527
3-10	UNLV&	68-55	20-12/10-6	6,022	Belcher (17)	Markowski (11)	Belcher (5)	.500-.370
3-15	at TCU&	89-101	20-13/10-6	7,166	Cochran (23)	Hamilton (10)	three with four	.446-.621

\*-Top of the World Classic, Fairbanks, Alaska; \*\*-Ameritas Classic, Lincoln, Neb.; %-Big 12 Tournament, Kansas City, Mo.; &-NIT



# 1998-99 Nebraska Statistical Highs

## Nebraska Individual Highs

Points	26; Venson Hamilton vs. Washington State
FG Made	10; Hamilton at Baylor, vs. Oklahoma State
FG Attempts	19; Hamilton at TCU
FG Percentage*	.778; Hamilton at UMKC, vs. Texas A&M Troy Piatkowski vs. Texas A&M (7-9)
3-Point FG	7; Cary Cochran at TCU
3-Point FG Att.	9; Cary Cochran at TCU
FT Made	10; Hamilton vs. Creighton
FT Attempts	14; Hamilton vs. Creighton
FT Percentage*	1.000; Cochran at Oklahoma (6-6); Larry Florence at Kansas (5-5)
Rebounds	16; Venson Hamilton vs. Colorado
Assists	9; Cookie Belcher vs. UNC Greensboro
Blocked Shots	5; Hamilton vs. North Carolina A&T, at Oklahoma
Steals	8; Belcher at Texas Tech; Hamilton vs. Texas Tech (B12)
Minutes	40; Venson Hamilton at Texas Tech

\*Minimum 6 attempts; \*\* School Record

## Opponent Individual Highs

30; Marquise Gainous, TCU
12; Gainous, TCU
22; Kenny Price, Colorado
.750; Eric Chenowith, Kansas (6-8)
8; Eric Martin, Oklahoma
14; Kenny Price, Colorado
11; Manny Dies, Kansas State
14; Manny Dies, Kansas State
1.000; Milt Palacio, Colorado State (7-7), Kenny Gregory, Kansas (7-7),
13; James Lee, San Francisco
9; Doug Gottlieb, Oklahoma State
5; Gainous, TCU, Michael Ruffin, Tulsa
8; Jose Winston, Colorado
40; Stevie Johnson, Iowa State, Marquise Gainous, Lee Nailon, TCU

## Nebraska Individual Season/Career Highs

Player	Points	Rebounds	Assists
Cookie Belcher	18; UNC Greensboro, Washington St.	7; vs. Washington State, Texas A&M	9; UNC Greensboro
<i>career highs</i>	22; Coppin State, 12-6-96	10; Iowa State, 1-24-97	9; twice
Cary Cochran	23; at TCU	5; at Kansas, at Texas Tech	4; at TCU
Larry Florence	21; Creighton, at Oklahoma	10; Colgate, at Missouri	5; Missouri, 2-6-99
<i>career highs</i>	same	11; Colorado, 2-5-97	5; three times
Venson Hamilton	26; Washington State	16; Colorado	6; vs. Missouri, 2-6-99
<i>career highs</i>	same	18; Old Dominion, 12-30-96	same
Joe Holmes	6; Missouri, 2-6-99	3; Villanova	8; Washington State
Chad Johnson	13; Washington State, at UMKC	6; three times	6; at UMKC
<i>career highs</i>	same	8; Colorado, 1-11-98	same
Andy Markowski	15; North Carolina A&T	13; Creighton	5; at Iowa State, 1-30-99
<i>career highs</i>	17; at Texas, 1-21-98	15; Oklahoma, 1-18-98	5; at Iowa State, Colorado, 1-11-98
Troy Piatkowski	17; Washington State, Texas A&M	5; at San Francisco; at UMKC	3; twice
<i>career highs</i>	18; Kansas, 2-1-98	7; at Iowa State, 2-28-98	5; UNC Wilmington, 12-5-97
Todd Smith	none	2; at UMKC	none
<i>career highs</i>	6; New Orleans, 11-22-97	6; Grambling State, 12-6-97	1; twice
Louis Truscott	12; vs. Texas Tech	7; at Missouri; vs. Texas Tech	1; nine times

Career high indicated if different from season high

## Nebraska Team Highs & Lows

	High	Low
Points scored	96; at Oklahoma	41; vs. Wisconsin
One half	57; vs. Texas A&M (2nd)	15; vs. Wisconsin (1st)
Bench points	39; at Oklahoma	3; at Colorado State
Field goals	34; vs. Washington State	14; vs. Minnesota
Field goal attempts	74; at TCU	37; vs. Wisconsin, at Colorado
Field goal percentage	.660; at Oklahoma (33-50)	.255; Minnesota (14-55)
3-point goals	10; at TCU	0; at Colorado State
3-point attempts	21; vs. Minnesota	5; vs. Creighton, Missouri
3-point percentage	.571; vs. UNC Greensboro, Washington St. (4-7)	.000; at Colorado State (0-9)
Free throws	27; at Oklahoma	3; vs. Oklahoma State
Free throw attempts	38; at Oklahoma	6; vs. Villanova
Free throw percentage	.824; at Baylor (14-17)	.375; Oklahoma State (3-8)
Rebounds	51; vs. Colorado	19; vs. Wisconsin
Rebound margin	+14; vs. Colorado	-17; vs. Texas
Personal fouls	26; vs. Kansas State	9; vs. North Carolina A&T
Assists	26; vs. Texas A&M	4; at Colorado State
Turnovers	27; vs. Kansas	10; vs. Iowa State
Steals	23; vs. Texas Tech (Big 12)	5; at Oklahoma

## Opponent Highs & Lows

	High	Low
Points scored	101; TCU	47; North Carolina A&T
One half	60; TCU (2nd)	15; Texas Tech (Big 12, 1st)
Bench points	45; UMKC	2; Kansas
Field goals	36; TCU	18; Tulsa
Field goal attempts	68; UNC Greensboro	42; Tulsa
Field goal percentage	.621 TCU (36-58)	.297; Colorado (19-64)
3-point goals	13; Oklahoma	1; Minnesota
3-point attempts	29; Oklahoma, Texas A&M	10; UNC Greensboro
3-point percentage	.643; Wisconsin (9-14)	.091; Minnesota (1-11)
Free throws	26; Villanova	2; North Carolina A&T
Free throw attempts	34; Villanova	8; North Carolina A&T
Free throw percentage	.840; Colorado State (21-25)	.250; North Carolina A&T (2-8)
Rebounds	48; San Francisco	25; at Iowa State
Personal fouls	25; at Missouri, Oklahoma	11; Villanova, at Iowa State
Assists	26; TCU	6; Colorado
Turnovers	26; Texas Tech (Big 12)	11; at Iowa State
Blocked shots	10; TCU	0; UNC Greensboro, Wisconsin, Iowa State
Steals	15; Kansas (Big 12)	2; Kansas

\*Nebraska school record

## 1998-99 Nebraska Record by Lineup

No.	Starting Lineup	Record
1.	Markowski, Johnson, Hamilton, Belcher, Holmes	3-3
2.	Markowski, Johnson, Harriman, Belcher, Florence	1-0
3.	Markowski, Johnson, Hamilton, Belcher, Florence	3-4
4.	Markowski, Florence, Hamilton, Belcher, Holmes	12-5
5.	Markowski, Florence, Hamilton, Johnson, Holmes	0-1
6.	Markowski, Florence, Hamilton, Belcher, Piatkowski	1-0

## 1998-99 Miscellaneous Statistics

Biggest margin of victory	20; vs. UNC Greensboro
Biggest margin of defeat	37; vs. Wisconsin
Largest lead surrendered in loss	7; vs. Villanova, Minnesota, at Kansas State
Largest halftime lead surrendered in loss	4; vs. Texas
Largest deficit overcome in win	12; vs. Texas A&M
Largest halftime deficit overcome in win	8; vs. Texas A&M
Largest lead at any time	30; vs. UNC Greensboro
Largest deficit at any time	37; vs. Wisconsin
Largest runs without opponent scoring	13-0 at Oklahoma; vs. Colorado

Nebraska Record When:	All	Home	Away
Ahead at Halftime	16-3	9-1	7-2
Behind at Halftime	3-9	3-3	0-6
Tied at Halftime	1-1		1-1
Bench Outscores Opponent's	12-5	6-3	6-2
Shooting 50% or Better	11-0	7-0	4-0
Shooting Under 50%	9-13	5-4	4-9
Opp. Shoots 50% or Better	2-5	0-1	2-4
Opp. Shoots Under 50%	19-7	12-3	7-4
Outshooting Opponent	18-2	10-0	8-2
Outshot by Opponent	1-11	1-4	0-7
Outrebounding Opponent	11-6	8-2	3-4
Outrebounded by Opponent	8-7	3-2	5-5
Rebounds are Even	1-0	1-0	
Committing More TO's than Opp.	8-5	5-1	3-4
Committing Less TO's than Opp.	11-7	7-3	4-4
Scoring First	14-7	8-3	6-4
Leading with 5:00 left	19-0	12-0	7-0
Trailing with 5:00 left	1-13	0-4	1-9
Tied with 5:00 left	0-0		
In Overtime	0-0		
Scoring 80 or more points	5-1	1-0	3-1
Scoring 79 or fewer points	15-12	10-4	4-7
Allowing 80 or more points	2-3	0-1	2-2
Allowing 79 or fewer points	18-10	11-3	7-7

## 1998-99 NU Basketball Honors


**Venson Hamilton:** Big 12 Player of the Year (AP, Coaches); Associated Press Honorable-Mention All-American; First-Team All Big 12 (AP, Coaches); USBWA District 6 Player of the Year; USBWA All-District 6; NABC All-District 12; Basketball Times All-Midwest Team; Big 12 All-Defensive Team; Big 12 All-Improved Team

**Cookie Belcher:** Third-Team All-Big 12 (AP, Coaches); Big 12 All-Defensive Team; *College Hoops Insider* National All-Defensive Team;

**Andy Markowski:** First-Team Academic All-Big 12

**Chad Johnson:** Big 12 All-Bench Team

**Cary Cochran:** Honorable-Mention Academic All-Big 12



Larry Florence had an outstanding 1998-99 campaign. Florence was third on the team in scoring at 10.3 points per game and was also third in rebounding, pulling down 4.1 per game.

# 1998-99 Big 12 All Games Team Statistics

Scoring Offense	G	Points	Avg.
1. Colorado	33	2,411	73.1
2. Kansas	33	2,380	72.1
3. Missouri	29	2,081	71.8
4. Oklahoma State	34	2,431	71.5
5. Texas Tech	30	2,109	70.3
6. Oklahoma	32	2,246	70.2
7. Texas A&M	27	1,871	69.3
8. Kansas State	33	2,284	69.2
9. Texas	32	2,189	68.4
10. <b>Nebraska</b>	<b>33</b>	<b>2,177</b>	<b>66.0</b>
11. Iowa State	30	1,886	62.9
12. Baylor	30	1,846	61.5

Field Goal Percentage	FG-FGA	.Pct
1. <b>Nebraska</b>	<b>799-1,764</b>	<b>.453</b>
2. Texas Tech	728-1,617	.450
3. Kansas	874-1,951	.448
4. Missouri	741-1,667	.445
5. Oklahoma State	851-1,920	.443
6. Kansas State	805-1,866	.431
7. Texas	748-1,763	.424
8. Iowa State	668-1,581	.423
9. Oklahoma	776-1,844	.421
10. Colorado	839-2,026	.414
11. Texas A&M	625-1,519	.411
12. Baylor	644-1,703	.378

3-Point Percentage	3FG-3FGA	.Pct
1. Texas Tech (10)	178-455	.391
2. Oklahoma (14)	274-707	.388
3. Missouri (25)	180-474	.380
4. Oklahoma State	232-643	.361
5. Colorado	218-633	.344
6. Kansas	165-483	.342
7. Kansas State	168-497	.338
8. Iowa State	131-403	.325
9. Texas	153-472	.324
10. Texas A&M	162-522	.310
11. <b>Nebraska</b>	<b>113-365</b>	<b>.310</b>
12. Baylor	163-565	.288

Free Throw Percentage	FT-FTA	.Pct
1. Oklahoma State	497-709	.701
2. Iowa State	419-598	.701
3. Texas A&M	459-666	.689
4. Texas Tech	473-687	.689
5. Colorado	515-775	.665
6. Kansas State	506-766	.661
7. Kansas	467-708	.660
8. Baylor	395-602	.656
9. Oklahoma	420-645	.651
10. <b>Nebraska</b>	<b>466-716</b>	<b>.651</b>
11. Texas	540-831	.650
12. Missouri	419-647	.648

3-Point Field Goals Made	G	3FG	Avg.
1. Oklahoma (15)	32	274	8.6
2. Oklahoma State	34	232	6.8
3. Colorado	33	218	6.6
4. Missouri	29	180	6.2
5. Texas A&M	27	162	6.0
6. Texas Tech	30	178	5.9
7. Baylor	30	163	5.4
8. Kansas State	33	168	5.1
9. Kansas	33	165	5.0
10. Texas	32	153	4.8
11. Iowa State	30	131	4.4
12. <b>Nebraska</b>	<b>33</b>	<b>113</b>	<b>3.4</b>

Scoring Defense	G	Points	Avg.
1. Iowa State (15)	30	1,825	60.8
2. Oklahoma (23)	32	1,980	61.9
3. Oklahoma State	34	2,145	63.1
4. Missouri	29	1,834	63.2
5. Kansas State	33	2,113	64.0
6. <b>Nebraska</b>	<b>33</b>	<b>2,121</b>	<b>64.3</b>
7. Kansas	33	2,128	64.5
8. Texas	32	2,076	64.9
9. Colorado	33	2,257	68.4
10. Baylor	30	2,107	70.2
11. Texas A&M	27	1,973	73.1
12. Texas Tech	30	2,200	73.7

Field Goal Percentage Defense	FG-FGA	.Pct
1. Kansas State (1)	729-1,963	.371
2. Kansas (20)	773-1,977	.391
3. Missouri (26)	664-1,689	.393
4. Oklahoma	693-1,715	.404
5. Iowa State	657-1,624	.405
6. Texas	739-1,820	.406
7. <b>Nebraska</b>	<b>752-1,809</b>	<b>.416</b>
8. Oklahoma State	798-1,885	.423
9. Colorado	792-1,859	.426
10. Baylor	708-1,659	.427
11. Texas Tech	800-1,873	.427
12. Texas A&M	673-1,548	.435

Scoring Margin	Margin
1. Missouri (28)	+8.5
2. Oklahoma State (29)	+8.4
3. Oklahoma	+8.3
4. Kansas	+7.6
5. Kansas State	+5.2
6. Colorado	+4.7
7. Texas	+3.5
8. Iowa State	+2.0
9. <b>Nebraska</b>	<b>+1.7</b>
10. Texas Tech	-3.4
11. Texas A&M	-3.8
12. Baylor	-8.7

Rebounding Margin	Margin
1. Kansas State (11)	+8.0
2. Texas	+4.3
3. Kansas	+3.9
4. Iowa State	+3.4
5. Oklahoma	+3.0
6. <b>Nebraska</b>	<b>+0.9</b>
7. Texas Tech	+0.4
8. Oklahoma State	+0.1
9. Missouri	-0.4
10. Texas A&M	-0.9
11. Colorado	-1.2
12. Baylor	-2.3

### Other Big 12 Team Leaders

**Winning Percentage:** Kansas, .697 (NU, 5th, .606)  
**3-Point Defense:** Oklahoma State, .300 (NU, 7th, .340)  
**Blocked Shots:** Texas, 5.06 pg (NU, 2nd, 4.79)  
**Assists:** Oklahoma State, 17.0 pg (NU, 3rd, 14.88)  
**Steals:** Nebraska, 10.88 pg  
**Turnover Margin:** Colorado, +3.61 pg (NU, 6th, +0.27 pg)  
**Assist/Turnover Ratio:** Oklahoma State, 1.28:1 (NU, 8th, .82:1)  
**Offensive Rebounds:** Texas, 14.22 pg (NU, 9th, 11.7 pg)  
**Defensive Rebounds:** Kansas State, 28.73 pg (NU, 10th, 23.76 pg)

Note: National ranking in ( ).



# 1998-99 Big 12 Conference Games Team Statistics

## Scoring Offense

	G	Points	Avg.
1. Missouri	16	1,159	72.4
2. Oklahoma State	16	1,135	70.9
3. Kansas	16	1,130	70.6
4. Oklahoma	16	1,116	69.8
5. Texas	16	1,090	68.1
6. Colorado	16	1,083	67.7
7. Nebraska	16	1,067	66.7
8. Texas Tech	16	1,063	66.4
9. Kansas State	16	1,046	65.4
10. Texas A&M	16	1,043	65.2
11. Iowa State	16	937	58.6
12. Baylor	16	919	57.4

## Field Goal Percentage

	FG-FGA	.Pct
1. Nebraska	399-863	.462
2. Missouri	416-911	.457
3. Oklahoma State	401-908	.442
4. Kansas	415-946	.439
5. Texas Tech	366-864	.424
6. Texas	370-876	.422
7. Kansas State	370-902	.410
8. Oklahoma	377-929	.406
9. Texas A&M	355-896	.396
10. Iowa State	334-848	.394
11. Colorado	372-951	.391
12. Baylor	322-899	.355

## 3-Point Percentage

	3FG-3FGA	.Pct
1. Missouri	111-274	.405
2. Oklahoma	149-380	.392
3. Texas Tech	97-252	.385
4. Oklahoma State	102-299	.341
5. Kansas	75-228	.329
6. Colorado	94-288	.326
7. Texas A&M	98-301	.326
8. Iowa State	75-238	.315
9. Kansas State	70-233	.300
10. Nebraska	47-164	.287
11. Texas	63-228	.276
12. Baylor	79-294	.269

## Free Throw Percentage

	FT-FTA	.Pct
1. Texas Tech	234-321	.729
2. Kansas State	236-340	.694
3. Texas A&M	235-345	.681
4. Iowa State	194-285	.681
5. Oklahoma State	231-342	.675
6. Oklahoma	213-317	.672
7. Colorado	245-372	.659
8. Texas	287-439	.654
9. Kansas	225-346	.650
10. Baylor	196-302	.649
11. Nebraska	222-350	.634
12. Missouri	216-346	.624

## 3-Point Field Goals Made

	G	3FG	Avg.
1. Oklahoma	16	149	9.3
2. Missouri	16	111	6.9
3. Oklahoma State	16	102	6.4
4. Texas A&M	16	98	6.1
5. Texas Tech	16	97	6.1
6. Colorado	16	94	5.9
7. Baylor	16	79	4.9
8. Kansas	16	75	4.7
Iowa State	16	75	4.7
10. Kansas State	16	70	4.4
11. Texas	16	63	3.9
12. Nebraska	16	47	2.9

## Scoring Defense

	G	Points	Avg.
1. Texas	16	964	60.3
2. Iowa State	16	983	61.4
3. Kansas	16	1,031	64.4
4. Oklahoma State	16	1,031	64.4
5. Oklahoma	16	1,033	64.6
6. Nebraska	16	1,034	64.6
7. Kansas State	16	1,036	64.8
8. Missouri	16	1,070	66.9
9. Colorado	16	1,109	69.3
10. Baylor	16	1,145	71.6
11. Texas A&M	16	1,168	73.0
12. Texas Tech	16	1,184	74.0

## Field Goal Percentage Defense

	FG-FGA	.Pct
1. Kansas State	361-969	.384
2. Kansas	368-955	.385
3. Texas	345-892	.387
4. Nebraska	359-899	.399
5. Iowa State	356-853	.417
6. Missouri	392-939	.417
7. Oklahoma	362-865	.418
8. Colorado	373-879	.424
9. Oklahoma State	382-886	.431
10. Texas Tech	426-973	.438
11. Baylor	376-849	.443
12. Texas A&M	397-864	.459

## Scoring Margin

	Margin
1. Texas	+7.9
2. Oklahoma State	+6.5
3. Kansas	+6.2
4. Missouri	+5.6
5. Oklahoma	+5.2
6. Nebraska	+2.1
7. Kansas State	+0.6
8. Colorado	-1.6
9. Iowa State	-2.9
10. Texas Tech	-7.6
11. Texas A&M	-7.8
12. Baylor	-14.1

## Rebounding Margin

	Margin
1. Kansas	+6.0
2. Texas	+5.4
3. Kansas State	+3.4
4. Iowa State	+1.6
5. Oklahoma	+0.9
6. Nebraska	-0.8
7. Oklahoma State	-1.4
8. Missouri	-2.1
9. Texas A&M	-2.4
10. Colorado	-2.8
11. Texas Tech	-2.9
12. Baylor	-5.1

## Other Big 12 Games Only Team Statistical Leaders

**Winning Percentage:** Texas, .813 (NU, 5th, .625)  
**3-Point Defense:** Kansas, .291 (NU, 8th, .341)  
**Blocked Shots:** Texas, 5.19 pg (NU, 2nd, .513)  
**Assists:** Oklahoma State, 16.5 pg (NU, 2nd, 15.94)  
**Steals:** Nebraska, 10.38 pg  
**Turnover Margin:** Oklahoma State, +3.75 pg (NU, 5th, +1.00)  
**Assist/Turnover Ratio:** Oklahoma State, 1.26:1 (NU, 4th, 0.93:1)  
**Offensive Rebounds:** Kansas, 14.44 pg (NU, 10th, 11.0)  
**Defensive Rebounds:** Kansas, 27.63 pg (NU, 6th, 24.50)

Note: National ranking in().

# 1998-99 All Games Big 12 Individual Statistics

Scoring	G	FG	FT	Pts.	Avg.
1. Marcus Fizer, Iowa State (70)	30	190	153	539	18.0
2. Adrain Peterson, Oklahoma St.	34	211	97	601	17.7
3. Gabe Muoneke, Texas	31	190	105	511	16.5
4. Albert White, Missouri	29	182	96	473	16.3
5. Rayford Young, Texas Tech	25	128	100	403	16.1
6. <b>Venson Hamilton, Nebraska</b>	<b>33</b>	<b>194</b>	<b>130</b>	<b>518</b>	<b>15.7</b>
7. Clifton Cook, Texas A&M	27	145	83	421	15.6
8. Eduardo Najera, Oklahoma	32	187	70	495	15.5
9. Desmond Mason, Oklahoma St.	34	196	106	525	15.4
10. Kenny Price, Colorado	32	155	606	467	14.6
<b>Other Nebraska Players</b>					
20. Cookie Belcher, Nebraska	32	137	64	377	11.8
27. Larry Florence, Nebraska	33	133	73	340	10.3

Field Goal Percentage (Min. 5 made/game)	FGM-FGA	Pct.
1. Shanne Jones, Texas A&M	138-256	.539
2. <b>Venson Hamilton, Nebraska</b>	<b>194-388</b>	<b>.500</b>
3. Gabe Muoneke, Texas	190-384	.495
4. Desmond Mason, Oklahoma State	196-408	.480
5. Albert White, Missouri	182-401	.454
6. Marcus Fizer, Iowa State	190-422	.450
7. Adrian Peterson, Oklahoma State	211-469	.450
8. Eric Chenowith, Kansas	165-368	.448
9. Kish Lewis, Baylor	152-341	.446
10. Rayford Young, Texas Tech	128-292	.438

Free Throw Percentage (Min. 2.5 made/game)	FTM-FTA	Pct.
1. Rayford Young, Texas Tech (7)	100-114	.877
2. Ryan Robertson, Kansas (18)	101-116	.871
3. Michael Johnson, Oklahoma	100-124	.806
4. Desmond Mason, Oklahoma State	106-142	.746
5. Adrian Peterson, Oklahoma State	97-130	.746
6. Manny Dies, Kansas State	85-115	.739
7. Eric Chenowith, Kansas	113-153	.739
8. Jaquay Walls, Colorado	129-175	.737

## Final 1998-99 Big 12 Standings

	Conference		Overall		Postseason
	W-L	Pct.	W-L	Pct.	
1. Texas	13-3	.813	19-13	.594	0-1, NCAA
2. Kansas	11-5	.688	23-10	.697	1-1, NCAA
Missouri	11-5	.688	20-9	.690	0-1, NCAA
Oklahoma	11-5	.688	21-11	.656	2-1, NCAA
5. Oklahoma State	10-6	.625	23-11	.676	1-1, NCAA
<b>Nebraska</b>	<b>10-6</b>	<b>.625</b>	<b>20-13</b>	<b>.606</b>	<b>1-1, NIT</b>
7. Kansas State	7-9	.438	20-13	.606	0-1, NIT
Colorado	7-9	.438	18-15	.545	1-1, NIT
9. Iowa State	6-10	.375	15-15	.500	
10. Texas A&M	5-11	.313	12-15	.444	
Texas Tech	5-11	.313	13-17	.433	
12. Baylor	0-16	.000	6-24	.200	

Non-Conference Record: need

## Home Attendance

	G	Total	Average
1. Kansas (8)	15	228,6000	15,240
2. Missouri (25)	16	204,676	12,792
3. Oklahoma (33)	15	153,724	10,248
4. Iowa State (35)	15	152,134	10,142
5. Texas (41)	13	127,038	9,772
6. Kansas State (48)	17	156,072	9,181
6. <b>Nebraska (49)</b>	<b>16</b>	<b>146,653</b>	<b>9,166</b>
8. Texas Tech	15	112,235	7,482
9. Oklahoma State	14	83,522	5,966
10. Colorado	16	68,924	4,308
11. Texas A&M	14	57,163	4,083
12. Baylor	15	40,338	2,689

9. Marcus Fizer, Iowa State	153-208	.736
10. Keyon Dooling, Missouri	79-110	.718

3-Point Percentage (Min. 1 made per game)	3FG-3FGA	Pct.
1. Brian Grawler, Missouri (3)	64-129	.496
2. Tim Heskett, Oklahoma (8)	79-167	.473
3. Eric Martin, Oklahoma (29)	75-172	.436
4. Stan Bonewitz, Texas Tech	66-152	.434
5. Adrian Peterson, Oklahoma State	82-201	.408
6. Rayford Young, Texas Tech	47-120	.392
7. Glendon Alexander, Oklahoma State	50-128	.391
8. Kenny Price, Colorado	97-257	.377
9. John Woods, Missouri	53-142	.373
10. Ryan Robertson, Kansas	51-138	.370

Rebounding	G	Reb.	Avg.
1. Chris Mihm, Texas (4)	32	351	11.0
2. <b>Venson Hamilton, Nebraska (11)</b>	<b>33</b>	<b>335</b>	<b>10.2</b>
3. Eric Chenowith, Kansas	33	301	9.1
4. Kish Lewis, Baylor	28	250	8.9
5. Albert White, Missouri	29	252	8.7
6. Eduardo Najera, Oklahoma	32	266	8.3
7. Desmond Mason, Oklahoma State	34	267	7.9
8. Marcus Fizer, Iowa State	30	229	7.6
9. Tony Kitt, Kansas State	33	251	7.6
10. Stevie Johnson, Iowa State	30	228	7.6

Assists	G	Assists	Avg.
1. Doug Gottlieb, Oklahoma State (1)	34	299	8.8
2. Clifton Cook, Texas A&M (21)	27	156	5.8
3. <b>Cookie Belcher, Nebraska</b>	<b>32</b>	<b>138</b>	<b>4.3</b>
4. Stan Bonewitz, Texas Tech	26	110	4.2
5. Chris Griffin, Kansas State	33	135	4.1
6. Joe Adkins, Oklahoma State	33	134	4.1
7. Ivan Wagner, Texas	32	128	4.0
8. Michael Johnson, Oklahoma	32	127	4.0
9. Rayford Young, Texas Tech	25	98	3.9
10. Jaquay Walls, Colorado	33	129	3.9

Steals	G	Steals	Avg.
1. <b>Cookie Belcher, Nebraska (5)</b>	<b>32</b>	<b>102</b>	<b>3.2</b>
2. Clifton Cook, Texas A&M	27	67	2.5
3. Ivan Wagner, Texas	32	69	2.2
4. Brian Grawler, Missouri	29	61	2.1
5. Nick Bradford, Kansas	33	68	2.1
6. <b>Venson Hamilton, Nebraska</b>	<b>33</b>	<b>67</b>	<b>2.0</b>
7. Michael Johnson, Oklahoma	32	64	2.0
8. Rayford Young, Texas Tech	25	48	1.9
9. Kris Clack, Texas	31	58	1.9
10. Eduardo Najera, Oklahoma	32	59	1.8

Blocked Shots	G	Blocks	Avg.
1. Chris Mihm, Texas (17)	32	84	2.6
2. <b>Venson Hamilton, Nebraska (24)</b>	<b>32</b>	<b>80</b>	<b>2.4</b>
3. Eric Chenowith, Kansas (27)	33	78	2.4
4. Ryan Humphrey, Oklahoma	31	59	1.9
5. Kish Lewis, Baylor	28	40	1.4
6. Manny Dies, Kansas State	32	40	1.3
7. Brodney Kennard, Texas Tech	30	37	1.2
8. Carlton Carter, Colorado	33	39	1.2
Tony Kitt, Kansas State	33	39	1.2
10. Jamie Kendrick, Baylor	30	30	1.0

## Other Big 12 Leaders

**3-Point Field Goals Per Game:** Kenny Price, Colorado, 3.03 pg (14)  
**Assist/Turnover Ratio:** Doug Gottlieb, Oklahoma State, 3.44:1  
**Offensive Rebounds:** Chris Mihm, Texas, 4.06 pg (Hamilton, 2nd, 3.76)  
**Defensive Rebounds:** Chris Mihm, Texas, 6.91 pg (Hamilton, 2nd, 6.39)

Note: National ranking in ( ).

# 1998-99 Big 12 Games Individual Statistics

## Scoring

	G	FG	FT	Pts.	Avg.
1. Venson Hamilton, Nebraska	16	115	62	292	18.3
2. Adrian Peterson, Oklahoma St.	16	101	53	288	18.0
3. Marcus Fizer, Iowa State	16	100	79	285	17.8
4. Kenny Price, Colorado	15	84	38	259	17.3
5. Gabe Muoneke, Texas	15	90	64	253	16.9
6. Rayford Young, Texas Tech	16	88	58	264	16.5
7. Eduardo Najera, Oklahoma	16	95	40	257	16.1
Clifton Cook, Texas A&M	16	93	40	257	16.1
9. Albert White, Missouri	16	102	38	250	15.6
10. Kris Clack, Texas	16	87	50	247	15.4
<b>Other Nebraska Players</b>					
24. Larry Florence, Nebraska	16	64	44	173	10.8
26. Cookie Belcher, Nebraska	16	66	20	168	10.5

## Field Goal Percentage

(Min. 5 made/game)	FGM-FGA	Pct.
1. Venson Hamilton, Nebraska	115-213	.540
2. Albert White, Missouri	102-200	.510
3. Desmond Mason, Oklahoma State	92-186	.495
4. Gabe Muoneke, Texas	90-187	.481
5. Rayford Young, Texas Tech	88-193	.456
6. Eric Chenowith, Kansas	81-182	.445
7. Kris Clack, Texas	87-198	.439
8. Adrian Peterson, Oklahoma State	101-232	.435
9. Marcus Fizer, Iowa State	100-232	.431
10. Kenny Price, Colorado	84-204	.412

## Free Throw Percentage

(Min. 2.5 made/game)	FTM-FTA	Pct.
1. Rayford Young, Texas Tech	58-67	.866
2. Michael Johnson, Oklahoma	52-62	.839
3. Manny Dies, Kansas State	55-68	.809
4. Ryan Robertson, Kansas	52-65	.800
5. Kenny Price, Colorado	38-48	.792
6. Andy Ellis, Texas Tech	45-58	.776
7. Jaquay Walls, Colorado	65-86	.756
8. Jamahl Mosley, Colorado	58-77	.753
9. Leon Morris, Baylor	46-62	.742
10. Desmond Mason, Oklahoma State	44-60	.733
<b>Nebraska Players</b>		
11. Larry Florence, Nebraska	44-61	.721

## 3-Point Percentage

(Min. 1 made per game)	3FG-3FGA	Pct.
1. Brian Grawler, Missouri	42-83	.506
2. James Ware, Texas Tech	28-59	.475
3. Tim Heskett, Oklahoma	35-75	.467
4. Eric Martin, Oklahoma	45-104	.433
5. Glendon Alexander, Oklahoma State	25-59	.424
6. Stan Bonewitz, Texas Tech	31-75	.413
7. Rayford Young, Texas Tech	30-76	.395
8. Kenny Price, Colorado	53-137	.387
9. Chris Clayton, Texas A&M	32-84	.381
10. Michael Johnson, Oklahoma	33-87	.379

## Rebounds

	G	Reb.	Avg.
1. Chris Mihm, Texas	16	189	11.8
2. Venson Hamilton, Nebraska	16	176	11.0
3. Eric Chenowith, Kansas	16	166	10.4
4. Ryan Humphrey, Oklahoma	15	126	8.4
5. Albert White, Missouri	16	132	8.3
6. Stevie Johnson, Iowa State	16	131	8.2
7. Eduardo Najera, Oklahoma	16	124	7.8
8. Kish Lewis, Baylor	16	123	7.7
9. Desmond Mason, Oklahoma State	16	121	7.6
10. Marcus Fizer, Iowa State	16	120	7.5

## Assists

	G	Assists	Avg.
1. Doug Gottlieb, Oklahoma State	16	139	8.7
2. Clifton Cook, Texas A&M	16	83	5.2
3. Chris Griffin, Kansas State	16	77	4.8
4. Ivan Wagner, Texas	16	70	4.4

Cookie Belcher, Nebraska	16	70	4.4
6. Joe Adkins, Oklahoma State	15	64	4.3
7. Stan Bonewitz, Texas Tech	12	47	3.9
8. Rayford Young, Texas Tech	16	62	3.9
9. Jeff Boschee, Kansas	16	57	3.6
Jaquay Walls, Colorado	16	57	3.6

## Steals

	G	Steals	Avg.
1. Cookie Belcher, Nebraska	16	48	3.0
Ivan Wagner, Texas	16	48	3.0
3. Clifton Cook, Texas A&M	16	39	2.4
4. Jose Winston, Colorado	16	34	2.1
5. Eduardo Najera, Oklahoma	16	33	2.1
6. Ryan Robertson, Kansas	16	32	2.0
7. Michael Johnson, Oklahoma	16	31	1.9
8. Rayford Young, Texas Tech	16	28	1.8
Kris Clack, Texas	16	28	1.8
Venson Hamilton, Nebraska	16	28	1.8
Brian Grawler, Missouri	16	28	1.8

## Blocked Shots

	G	Blocks	Avg.
1. Chris Mihm, Texas	16	44	2.8
2. Venson Hamilton, Nebraska	16	43	2.7
3. Eric Chenowith, Kansas	16	41	2.6
4. Ryan Humphrey, Oklahoma	15	28	1.9
5. Brodney Kennard, Texas Tech	16	24	1.5
6. Manny Dies, Kansas State	16	21	1.3
7. Kish Lewis, Baylor	16	19	1.2
8. Carlton Carter, Colorado	16	15	0.9
Jamie Kendrick, Baylor	16	15	0.9
Monte Hardge, Missouri	16	15	0.9
Tony Kitt, Kansas State	16	15	0.9
<b>Other Nebraska Players</b>			
15. Cookie Belcher, Nebraska	16	13	0.8

## Other Big 12 Leaders

3-Point Field Goals Per Game: Kenny Price, Colorado, 3.53 pg

Assist/Turnover Ratio: Dwight Jones Colorado, 3.86:1

Offensive Rebounds: Chris Mihm, Texas, 4.56 pg (Hamilton, 2nd, 3.94)

Def. Rebounds: Eric Chenowith, Kansas, 7.44 pg (Hamilton, 3rd, 7.06)

## 1999 AP/Coaches All-Big 12 Teams

### First Team:

Venson Hamilton	C	Nebraska
Adrian Peterson	G	Oklahoma State
Chris Mihm	C	Texas
Gabe Muoneke	F	Texas
Marcus Fizer (AP)	F	Iowa State
Albert White (Coaches)	F	Missouri

### Second Team:

Marcus Fizer (Coaches)	F	Iowa State
Albert White (AP)	F	Missouri
Eric Chenowith	C	Kansas
Eduardo Najera	F	Oklahoma
Desmond Mason	F	Oklahoma State
Kris Clack (AP)	F	Texas
Rayford Young (Coaches)	G	Texas Tech

### Third Team:

Kris Clack (Coaches)	F	Texas
Rayford Young (AP)	G	Texas Tech
Cookie Belcher	G	Nebraska
Kenny Price	G	Colorado
Clifton Cook	G	Texas A&M
Ryan Humphrey (Coaches)	F	Oklahoma
Ryan Robertson (AP)	G	Kansas

Coach of the Year: Rick Barnes, Texas

Player of the Year: Venson Hamilton, C, Nebraska

Newcomer of the Year: Clifton Cook, G, Texas A&M

Freshman of the Year: Jeff Boschee, G, Kansas

Nebraska Players on All-Big 12 Specialty Teams

All-Defense: Cookie Belcher, Venson Hamilton

All-Improved: Venson Hamilton

All-Bench: Chad Johnson



# 1998-99 Nebraska Box Scores

## Nebraska 79, UNC Greensboro 59 Nov. 14, 1998 • at Bob Devaney Sports Center

Nebraska won its home opener for the 18th straight season with a 79-59 win over UNC Greensboro. NU opened an 11-point lead less than nine minutes into the game and shot 70 percent in the first half to lead 44-23 at the break. NU led by as many as 30 points in the second half and cruised to the 20-point win. Cookie Belcher had 18 points and nine assists, while Venson Hamilton added 13 points and 11 boards in 23 minutes. NU shot 62 percent from the floor and held Greensboro to 35 percent and blocked 13 Spartan shots.

### North Carolina-Greensboro

Player	tot-fg		3-pt		rebounds					a	to blk	s	min			
	fg	fga	fg	fga	ft	fta	of	de	tot					pf	tp	
Williams, Geoff, f	1	3	0	0	0	0	0	0	2	2	1	5	0	3	19	
Cherry, Demetrius, f	8	14	0	0	2	2	4	7	11	1	18	0	1	0	29	
Trevisan, Ricardo, c	4	7	0	0	0	0	1	1	2	3	8	1	2	0	12	
Jameson, Nathan, g	1	8	0	2	0	0	0	2	2	0	2	1	1	0	24	
Cunningham, Warren, g	1	4	0	2	2	4	0	0	0	0	4	5	0	0	21	
Stewart, Justin	0	7	0	3	2	2	2	0	2	0	2	0	2	0	15	
Woodard, Randy	0	3	0	0	0	0	1	0	1	0	0	0	0	0	6	
Eldridge, Courtney	1	3	0	0	1	1	0	1	2	3	1	4	0	1	16	
Boythe, Luke	1	3	0	0	0	0	1	0	1	1	2	2	0	0	10	
Maye, James	4	10	2	3	2	3	2	2	4	3	12	1	1	0	26	
Chavis, Aaron	3	6	0	0	0	1	4	1	5	0	6	2	1	0	22	
Totals	24	68	2	10	9	13	17	15	32	13	59	14	17	0	11	200

Total FG% 1st Half: 10-38 .263 2nd Half: 14-30 .467 Game: .353 DEADBALL  
3-Pt. FG% 1st Half: 0-6 .000 2nd Half: 2-4 .500 Game: .200 REBOUNDS  
F Throw % 1st Half: 3-6 .500 2nd Half: 6-7 .857 Game: .692 2

### Nebraska

Player	tot-fg		3-pt		rebounds					a	to blk	s	min			
	fg	fga	fg	fga	ft	fta	of	de	tot					pf	tp	
Johnson, Chad, f	3	6	0	0	0	2	1	2	3	3	6	2	1	0	0	21
Markowski, Andy, f	4	5	0	0	2	4	2	2	4	1	10	2	5	1	1	21
Hamilton, Venson, c	6	10	0	0	1	2	4	7	11	1	13	0	2	3	1	23
Holmes, Joe, g	0	1	0	0	2	2	0	2	0	2	0	2	3	0	0	20
Belcher, Cookie, g	6	8	2	2	4	5	1	2	3	2	18	9	2	1	4	27
Cochran, Cary	2	2	2	2	0	0	0	0	0	0	6	2	0	0	0	10
Florence, Larry	4	5	0	0	2	2	0	1	1	1	10	1	2	1	2	18
Smith, Todd	0	0	0	0	0	0	0	0	0	0	0	0	2	0	0	6
Piatkowski, Troy	1	4	0	3	0	0	0	3	3	2	2	2	4	2	1	18
Truscott, Louis	2	6	0	0	1	2	0	6	6	4	5	0	2	1	0	19
Harriman, Brant	3	3	0	0	1	2	0	2	2	3	7	1	2	4	1	17
Totals	31	50	4	7	13	21	8	29	37	17	79	22	22	13	10	200

Total FG% 1st Half: 16-23 .696 2nd Half: 15-27 .556 Game: .620 DEADBALL  
3-Pt. FG% 1st Half: 2-3 .667 2nd Half: 2-4 .500 Game: .571 REBOUNDS  
F Throw % 1st Half: 10-14 .714 2nd Half: 3-7 .429 Game: .619 4

Officials: Paul Janssen, Randy Heimerman, Gerry Pollard. Technical fouls: None.  
Attendance: 4,946.

Score by Periods	1st	2nd	Total
UNC-Greensboro	23	36	59
Nebraska	44	35	79

## Villanova 75, Nebraska 60 Nov. 19, 1998 • at Fairbanks, Alaska First Round, Top of the World Classic

Villanova used an 18-2 run to end the first half to take control of the game and went on to defeat Nebraska 75-60 in the opening round of the Top of the World Classic in Fairbanks, Alaska. NU led 21-14 with 9:46 left in the first half, but managed just one basket the rest of the half as Villanova took over. The Wildcats led by as many as 19 points in the second half. Venson Hamilton and Cookie Belcher led Nebraska with 16 points apiece, but the Huskers could not overcome 24 turnovers.

### Villanova

Player	tot-fg		3-pt		Rebounds					a	to blk	s	min			
	fg	fga	fg	fga	ft	fta	of	de	tot					pf	tp	
Allen, Malik f	6	10	1	1	1	2	4	3	7	4	14	0	0	1	2	25
Brown, Howard f	4	10	1	6	2	2	0	3	3	2	11	1	2	0	0	25
Bigus, Rafal c	3	5	0	0	3	7	2	4	6	3	9	0	3	0	0	25
Medley, Jermaine g	0	1	0	1	0	0	0	0	0	0	0	2	2	0	1	20
Lynch, Brian g	3	6	3	4	2	2	0	1	1	2	11	3	3	1	1	25
Smith, Bobby	3	4	0	1	8	9	0	2	2	0	14	5	2	0	2	25
Celestand, John	2	5	2	4	5	6	0	4	4	0	11	2	3	0	1	30
Sales, Brooks	0	3	0	0	5	6	0	2	2	0	5	0	1	0	1	25
Totals	21	44	7	17	26	34	7	20	27	11	75	13	16	2	8	200

TOTAL FG% Game Totals: 21-44 .477  
3-Pt. FG% Game Totals: 7-17 .412  
F Throw % Game Totals: 26-34 .765

DEADBALL  
REBOUNDS  
2,2

### Nebraska


Player	tot-fg		3-pt		rebounds					a	to blk	s	min			
	fg	fga	fg	fga	ft	fta	of	de	tot					pf	tp	
Johnson, Chad, f	1	5	0	3	0	0	1	2	3	2	2	2	0	0	0	20
Markowski, Andy, f	2	7	0	0	0	0	1	9	10	3	4	1	3	1	1	31
Hamilton, Venson, c	8	13	0	0	0	0	4	3	7	5	16	0	7	0	0	33
Holmes, Joe, g	0	1	0	0	2	2	0	3	3	1	2	0	2	0	0	19
Belcher, Cookie, g	5	13	4	7	2	3	0	1	1	5	16	5	3	0	3	34
Cochran, Cary	0	0	0	0	0	0	0	1	1	1	0	1	2	0	0	4
Florence, Larry	7	11	0	0	0	1	2	1	3	3	14	0	6	0	1	23
Piatkowski, Troy	2	6	2	6	0	0	0	0	0	0	1	6	0	0	0	17
Truscott, Louis	0	0	0	0	0	0	0	1	1	1	0	0	1	0	1	12
Harriman, Brant	0	1	0	0	0	0	1	1	2	1	0	0	0	0	0	7
Totals	25	57	6	16	4	6	12	22	34	23	60	9	24	1	6	200

TOTAL FG% Game Totals: 25-57 .439  
3-Pt. FG% Game Totals: 6-16 .375  
F Throw % Game Totals: 4-6 .667

DEADBALL  
REBOUNDS  
0

Officials: Ron Berkholtz, Mike Peterson, Randy Burkhardt. Technical fouls: None.  
Attendance: 4,267.

Score by Periods	1st	2nd	Total
Villanova	32	43	75
Nebraska	23	37	60



Troy Piatkowski averaged 4.7 points per game as a senior in 1999. Piatkowski finished 10th at Nebraska in career 3-pointers made.

## Nebraska 95, Washington State 84 Nov. 21, 1998 • at Fairbanks, Alaska Consolation Round, Top of the World Classic

Nebraska got a career-high 26 points from Venson Hamilton and double-figure efforts from three other players in a 95-84 win over Washington State in the consolation bracket at the Top of the World Classic. NU hit 55 percent from the floor, including 66 percent in the first half. Cookie Belcher added 18 points for Nebraska, while Troy Piatkowski had a season-high 17 and Chad Johnson added a career-high 13 points. NU overcame a 26-point performance by Washington State's Jan-Michael Thomas, who connected on seven, 3-pointers.

### Washington State

Player	tot-fg		3-pt		rebounds					a	to blk	s min				
	fg	fga	fg	fga	ft	fta	of de	tot	pf				tp			
Mensah-Bonsu, Kojo, f	3	8	0	0	2	5	2	3	5	3	8	1	3	0	1	37
Crosby, Chris, f	7	13	2	7	5	6	1	2	3	0	21	0	2	0	0	23
Nelson, Leif, c	0	3	0	0	0	0	0	2	2	1	0	1	1	0	2	9
Pengelly, Blake, g	3	5	3	3	0	0	1	0	1	5	9	7	3	1	1	37
Bush, Mike, g	1	1	0	0	0	0	1	1	2	3	2	3	1	0	2	25
Thomas, Jan-Michael	8	14	7	13	3	3	1	1	2	4	26	1	5	0	1	36
Slotemaker, Steve	2	4	0	0	0	0	1	0	1	2	4	2	1	0	0	10
Hutchens, Will	0	0	0	0	0	0	0	0	0	1	0	0	0	0	0	1
Miller, Eddie	4	6	0	0	6	8	1	4	5	3	14	1	2	0	1	22
Totals	28	54	12	23	16	22	11	16	27	22	84	16	18	1	8	200

Total FG% Game Totals: 28-54 .519  
3-Pt. FG% Game Totals: 12-23 .522  
F Throw % Game Totals: 16-22 .727

DEADBALL  
REBOUNDS  
1

### Nebraska

Player	tot-fg		3-pt		rebounds					a	to blk	s min				
	fg	fga	fg	fga	ft	fta	of de	tot	pf				tp			
Johnson, Chad, f	5	7	0	0	3	5	1	3	4	4	13	2	2	0	2	30
Markowski, Andy, f	4	8	0	0	1	1	3	1	4	4	9	2	5	0	3	32
Hamilton, Venson, c	9	16	0	0	8	10	6	5	11	4	26	1	2	2	1	36
Holmes, Joe, g	1	2	0	0	0	1	1	0	1	0	2	8	1	0	0	24
Belcher, Cookie, g	6	11	1	2	5	7	1	6	7	2	18	5	5	0	3	34
Cochran, Cary	0	1	0	0	4	4	0	0	0	0	4	0	1	0	0	2
Florence, Larry	1	4	0	0	0	0	2	0	2	2	2	1	0	0	0	10
Piatkowski, Troy	6	9	3	5	2	2	0	2	1	17	1	1	1	0	0	25
Truscott, Louis	1	2	0	0	0	0	0	2	2	2	2	0	1	0	0	2
Harriman, Brant	1	2	0	0	0	0	0	0	0	2	0	0	0	0	0	5
Totals	34	62	4	7	23	30	17	20	37	19	95	20	18	2	9	200

TOTAL FG% Game Totals: 34-62 .548  
3-Pt. FG% Game Totals: 4-7 .571  
F Throw % Game Totals: 23-30 .767

DEADBALL  
REBOUNDS

Officials: Higgins, Burkhardt, Burge. Technical fouls: None. Attendance: 2,500.

Score by Periods	1st	2nd	Total
Washington State	41	43	84
Nebraska	50	45	95

## Wisconsin 78, Nebraska 41 Nov. 22, 1998 • at Fairbanks, Alaska Fifth-Place Game, Top of the World Classic

Wisconsin jumped to an 8-0 lead and dominated throughout the contest in defeating Nebraska, 78-41, in the fifth-place game of the Top of the World Classic. The Badgers led 42-15 at intermission and continued to pour it on in the second-half. Wisconsin shot 60 percent for the game, the first time Nebraska had allowed an opponent to hit 60 percent in 117 games. NU's 15 points in the first half and 41 total points were both lows for a Danny Nee-coached Nebraska team. NU was led by Chad Johnson's nine points, marking the first time in seven seasons Nebraska did not have a player reach double figures.

### Nebraska

Player	tot-fg		3-pt		rebounds					a	to blk	s min				
	fg	fga	fg	fga	ft	fta	of de	tot	pf				tp			
Johnson, Chad, f	4	7	1	4	0	1	2	1	3	2	9	0	1	1	0	24
Markowski, Andy, f	1	3	0	0	2	3	0	1	1	2	4	0	2	0	1	19
Hamilton, Venson, c	3	5	0	0	1	3	1	3	4	2	7	0	2	3	0	30
Holmes, Joe, g	1	2	0	0	0	0	1	1	1	2	0	0	0	0	3	18
Belcher, Cookie, g	2	9	0	3	0	0	1	0	1	3	4	4	7	0	3	30
Cochran, Cary	0	1	0	1	0	0	0	0	0	1	0	0	2	0	0	7
Florence, Larry	2	4	0	0	1	2	0	0	2	5	0	5	0	1	1	18
Smith, Todd	0	1	0	1	0	0	0	0	1	0	0	3	0	0	0	12
Piatkowski, Troy	1	2	0	1	0	0	1	1	0	2	0	1	0	0	0	22
Truscott, Louis	2	3	0	0	2	2	1	2	3	1	6	0	2	0	0	13
Harriman, Brant	0	0	0	2	2	2	0	2	1	2	1	2	1	0	0	7
Totals	16	37	1	10	8	13	9	10	19	16	41	5	24	6	8	200

TOTAL FG% Game Totals: 16-37 .432  
3-Pt. FG% Game Totals: 1-10 .100  
F Throw % Game Totals: 8-13 .615

DEADBALL  
REBOUNDS  
2

### Wisconsin

Player	tot-fg		3-pt		of de	rebounds					a	to blk	s min			
	fg	fga	fg	fga		ft	fta	tot	pf	tp						
Kowske, Andy, f	1	2	0	0	0	2	1	2	3	4	2	0	1	0	1	17
Wills, Charlie, f	3	6	0	0	0	0	3	4	7	1	6	1	4	0	1	26
Auriantal, Henny, g	4	8	1	3	1	2	1	3	4	0	10	5	2	0	0	33
Mason, Sean, g	6	9	4	5	4	5	2	0	2	1	20	0	0	0	1	25
Calderwood, Ty, g	0	2	0	0	0	0	0	0	0	1	0	4	3	0	2	17
Duany, Duany	2	4	0	1	2	2	1	0	1	2	6	0	1	0	0	3
Davis, Travon	1	3	1	1	2	2	0	0	0	1	5	0	0	0	0	3
Bryant, Jon	4	5	3	4	0	0	0	0	0	1	11	2	1	0	0	16
Moriarty, John	1	1	0	0	0	0	1	0	1	1	2	1	0	0	0	1
Kelley, Mike	4	4	0	0	0	0	1	0	1	1	8	2	1	0	4	17
Burkemper, David	0	0	0	0	0	1	0	1	1	0	0	2	0	0	1	3
Linton, Maurice	1	2	0	0	0	0	2	2	4	2	2	1	1	0	0	15
Sessions, Maurice	0	0	0	0	0	0	0	0	0	0	0	0	0	0	0	1
Vershaw, Mark	2	2	0	0	2	2	0	0	0	1	6	0	2	0	0	23
Totals	29	48	9	14	11	16	12	15	27	16	78	18	16	0	10	200

TOTAL FG% Game Totals: 29-48 .604  
3-Pt. FG% Game Totals: 9-14 .643  
F Throw % Game Totals: 11-16 .688

DEADBALL  
REBOUNDS  
2

Officials: Burkhart, Jaronen, Kaster. Technical fouls: None. Attendance: 3,800.

Score by Periods	1st	2nd	Total
Nebraska	15	26	41
Wisconsin	42	36	78

## Nebraska 65, North Carolina A&T 47 Nov. 28, 1998 • at Bob Devaney Sports Center

Nebraska used a strong defensive effort to key a 65-47 win over North Carolina A&T at the Devaney Center. The Huskers limited the Aggies to an opponent season-low 47 points on 30 percent shooting. Meanwhile, NU was sharp on the offensive end, hitting 52 percent for the game and 57 percent after halftime. Andy Markowski scored a game-high 15 points and had nine rebounds to lead Nebraska. In the game, senior Venson Hamilton became NU's all-time leading rebounder, passing Leroy Chalk, who had 782 rebounds from 1969-71.


### North Carolina A&T

Player	tot-fg		3-pt		of de	rebounds					a	to blk	s min			
	fg	fga	fg	fga		ft	fta	tot	pf	tp						
Mitchell, Tony, f	3	8	0	1	0	2	0	4	4	3	6	0	1	0	0	21
Tetterton, Ves, f	1	2	0	0	0	0	1	1	1	2	4	0	1	0	0	17
Chambers, Maurice, c	2	3	0	0	0	0	2	0	2	4	4	0	0	0	0	16
Richmond, Jonathan, g	4	11	4	7	0	0	1	1	2	0	12	1	1	0	2	28
Carrington, Marque, g	3	10	1	5	1	2	2	0	2	0	8	1	1	0	1	24
Miller, James	0	8	0	2	0	0	0	1	1	2	0	3	3	0	1	13
Price, Jermaine	0	1	0	0	0	0	0	0	0	0	0	0	1	0	1	4
Murphy, Vashon	0	5	0	1	0	0	2	0	2	1	0	2	4	1	1	14
Jenkins, Bruce	6	9	0	0	1	2	5	3	8	2	13	1	0	1	1	15
Robinson, Tarrell	1	4	0	0	0	0	2	1	3	0	2	1	2	0	0	20
Taalib, Jafar	0	1	0	0	0	0	0	0	0	3	0	0	0	0	1	8
Clyburn, Kelvin	0	3	0	0	0	2	2	0	2	1	0	0	0	0	1	15
Totten, Travis	0	1	0	0	0	0	0	0	0	0	0	0	1	0	0	5
Totals	20	66	5	16	2	8	19	12	31	17	47	9	15	2	9	200

TOTAL FG% 1st Half: 10-32 .312 2nd Half: 10-34 .294 Game: .303 DEADBALL  
3-Pt. FG% 1st Half: 1-8 .125 2nd Half: 4-8 .500 Game: .312 REBOUNDS  
F Throw % 1st Half: 1-4 .250 2nd Half: 1-4 .250 Game: .250 4

### Nebraska

Player	tot-fg		3-pt		of de	rebounds					a	to blk	s min			
	fg	fga	fg	fga		ft	fta	tot	pf	tp						
Johnson, Chad, f	3	7	0	0	1	3	0	6	6	0	7	4	3	1	2	25
Markowski, Andy, f	7	10	0	0	1	3	6	3	9	1	15	1	1	0	1	24
Hamilton, Venson, c	2	4	0	0	6	10	2	7	9	3	10	3	4	5	2	33
Holmes, Joe, g	2	3	0	0	0	0	0	1	1	0	4	2	1	0	1	22
Belcher, Cookie, g	6	11	1	4	0	0	0	3	3	0	13	5	5			



Cary Cochran was Nebraska's top 3-point threat last season. The redshirt freshman hit nearly 40 percent from long range. Cochran provided a spark off the bench in the Ameritas Classic and was named to the all-tournament squad.

### Tulsa 52, Nebraska 49 Dec. 1, 1998 • at Bob Devaney Sports Center

Nebraska was unable to overcome a poor shooting effort as Tulsa defeated the Huskers, 52-49. The Huskers were strong on the defensive end, holding Tulsa to 43 percent shooting and forcing 18 Hurricane turnovers. However, NU could not overcome a 30 percent effort on the offensive end. Cookie Belcher led Nebraska with 11 points and had six steals, while Venson Hamilton scored eight points and had 12 rebounds. The loss was just Nebraska's ninth in 108 non-league home games with Danny Nee as coach.

Player	tot-fg		3-pt		rebounds										
	fg	fga	fg	fga	ft	fta	of de	tot	pf	tp	a	to blk	s	min	
Coley, Eric, f	1	5	0	4	1	4	0	4	4	2	3	2	4	1	24
Ruffin, Michael, f	1	4	0	0	6	8	2	6	8	0	8	1	1	5	0
Kurtz, Brandon, c	5	8	0	0	1	2	1	4	5	2	11	0	4	2	1
Williams, Shawn, g	3	8	1	5	1	2	0	6	6	0	8	2	1	0	2
Hill, Marcus, g	3	7	2	4	0	0	2	4	6	4	8	1	1	1	0
Harrington, Greg	3	5	1	2	2	4	0	0	0	2	9	3	4	0	0
Heard, Tony	1	3	0	1	0	0	0	2	2	1	2	4	1	0	1
Bennett, Zac	0	0	0	0	0	1	0	2	2	3	0	0	1	0	0
Cornwell, John	1	2	1	2	0	0	0	0	0	1	3	0	0	0	0
McDaniel, DeAngelo	0	0	0	0	0	0	0	1	1	1	0	0	1	0	0
Totals	18	42	5	18	11	21	5	30	35	16	52	13	18	9	5

TOTAL FG% 1st Half: 11-25 .440 2nd Half: 7-17 .412 Game: .429 DEADBALL  
3-Pt. FG% 1st Half: 2-9 .222 2nd Half: 3-9 .333 Game: .278 REBOUNDS  
F Throw % 1st Half: 4-4 1.000 2nd Half: 7-17 .412 Game: .524 6

Player	tot-fg		3-pt		rebounds										
	fg	fga	fg	fga	ft	fta	of de	tot	pf	tp	a	to blk	s	min	
Johnson, Chad, f	3	9	0	2	2	5	0	6	6	1	8	1	1	0	1
Markowski, Andy, f	3	7	0	0	0	0	2	2	4	4	6	3	1	0	1
Hamilton, Venson, c	2	13	0	0	4	6	5	7	12	5	8	1	2	3	3
Holmes, Joe, g	0	2	0	0	1	2	1	0	1	2	1	2	0	0	0
Belcher, Cookie, g	5	14	1	5	0	0	2	3	5	2	11	3	3	0	6
Cochran, Cary	0	0	0	0	2	2	0	0	0	0	2	0	0	0	0
Florence, Larry	3	9	0	0	2	2	1	2	3	1	8	0	3	0	0
Piatkowski, Troy	1	3	1	3	0	1	1	0	1	1	3	1	1	0	0
Truscott, Louis	1	2	0	0	0	0	1	1	2	1	2	1	1	0	0
Harriman, Brant	0	0	0	0	0	0	0	1	1	0	0	0	0	0	0
Totals	18	59	2	10	11	18	16	23	39	17	49	11	14	3	11

TOTAL FG% 1st Half: 8-29 .276 2nd Half: 10-30 .333 Game: .305 DEADBALL  
3-Pt. FG% 1st Half: 2-5 .400 2nd Half: 0-5 .000 Game: .200 REBOUNDS  
F Throw % 1st Half: 4-8 .500 2nd Half: 7-10 .700 Game: .611 2

Officials: Steve Welmer, Scott Thornley, David Hall. Technical fouls: None. Attendance: 6,598.

Score by Periods	1st	2nd	Total
Tulsa	28	24	52
Nebraska	22	27	49

### Nebraska 63, Southwest Texas State 54 Dec. 4, 1998 • at Bob Devaney Sports Center First Round, Ameritas Classic

Nebraska held off a tough Southwest Texas State team for a 63-54 victory in the opening round of the Ameritas Classic. NU led by as many as 12 points in the second half (37-25), and led 49-40 with 7:28 to play, but Southwest Texas responded with an 8-0 run to cut NU's lead to one point. Husker Venson Hamilton came back with four straight points to give Nebraska a five-point lead and the Huskers held on for the win. Nebraska limited the Bobcats to just 33 percent shooting and forced 17 turnovers. Cookie Belcher led Nebraska with 15 points, four assists and five steals and Chad Johnson added 11 points.

Player	tot-fg		3-pt		rebounds										
	fg	fga	fg	fga	ft	fta	of de	tot	pf	tp	a	to blk	s	min	
Mathis, Donte, f	6	14	2	3	2	3	1	6	7	4	16	2	5	0	3
Bethea, DaVvon, f	0	6	0	0	0	0	1	2	3	4	0	0	2	1	0
Foster, Jeff, c	4	8	0	0	5	9	5	5	10	4	13	4	3	1	3
Lane, Michael, g	0	3	0	1	0	0	0	0	0	1	0	0	0	0	0
Williams, Wesley, g	3	13	1	7	1	1	0	3	3	1	8	0	1	0	1
Ellis, Clifton	1	1	1	1	0	2	0	0	0	1	3	0	1	0	0
Smith, Jasper	0	1	0	1	0	0	0	0	0	0	0	1	0	0	0
Hardin, Justin	0	0	0	0	0	0	0	0	0	0	0	3	3	0	1
Click, Clay	3	7	3	6	0	0	0	1	1	1	9	0	1	0	10
Blair, Jason	2	3	0	0	1	2	1	2	3	4	5	0	1	0	2
Stephens, Theo	0	1	0	0	0	0	0	2	2	3	0	0	0	0	0
Totals	19	57	7	19	9	17	12	24	36	23	54	10	17	2	10

TOTAL FG% 1st Half: 7-27 .259 2nd Half: 12-30 .400 Game: .333 DEADBALL  
3-Pt. FG% 1st Half: 2-9 .222 2nd Half: 5-10 .500 Game: .368 REBOUNDS  
F Throw % 1st Half: 5-9 .556 2nd Half: 4-8 .500 Game: .529 2

Player	tot-fg		3-pt		rebounds										
	fg	fga	fg	fga	ft	fta	of de	tot	pf	tp	a	to blk	s	min	
Johnson, Chad, f	3	4	1	2	4	7	1	2	3	0	11	4	3	0	1
Markowski, Andy, f	2	5	0	0	0	1	3	7	10	2	4	1	1	1	1
Harriman, Brant, c	0	1	0	0	0	0	0	0	2	0	0	1	0	0	0
Florence, Larry, g	2	5	0	0	3	4	1	4	5	4	7	0	4	1	1
Belcher, Cookie, g	3	10	1	6	8	10	1	3	4	3	15	4	3	1	5
Cochran, Cary	2	5	1	3	2	2	0	1	1	1	7	0	0	0	1
Hamilton, Venson	4	6	0	0	1	3	1	9	10	2	9	2	6	2	1
Piatkowski, Troy	2	7	2	6	0	0	0	3	3	1	6	2	1	0	1
Truscott, Louis	1	1	0	0	2	2	1	2	3	2	4	0	0	0	0
Totals	19	44	5	17	20	29	8	32	40	17	63	13	19	5	11

TOTAL FG% 1st Half: 8-21 .381 2nd Half: 11-23 .478 Game: .432 DEADBALL  
3-Pt. FG% 1st Half: 4-8 .500 2nd Half: 1-9 .111 Game: .294 REBOUNDS  
F Throw % 1st Half: 9-13 .692 2nd Half: 11-16 .688 Game: .690 2

Officials: Tom Harrington, Paul Janssen, Joe O'Neill. Technical fouls: None. Attendance: 5,776.

Score by Periods	1st	2nd	Total
Southwest Texas State	21	33	54
Nebraska	29	34	63

### Nebraska 60, Colgate Red Raiders 48 Dec. 5, 1998 • at Bob Devaney Sports Center Championship Game, Ameritas Classic

Nebraska captured its 11th straight Ameritas Classic with a 60-48 victory over Colgate. The Huskers limited Colgate to just 16 first-half points and forced 13 Red Raider turnovers before halftime to open a 10-point lead. Nebraska built its lead to as many as 19 points in the second half and cruised to the victory. Venson Hamilton scored 11 points and had a career-high seven steals to lead Nebraska, while Cary Cochran added 10 points. Hamilton was named the MVP of the tournament, while Cochran and Cookie Belcher joined him on the all-tournament team.

Player	tot-fg		3-pt		rebounds										
	fg	fga	fg	fga	ft	fta	of de	tot	pf	tp	a	to blk	s	min	
Diamond, Pat, f	1	2	0	0	3	4	0	1	1	3	5	1	0	1	1
Campolietta, Pat, f	4	11	0	1	0	2	1	3	4	0	8	3	6	0	3





Cookie Belcher furthered his case as one of the top defenders in school history in 1998-99. Belcher had a season-record 102 steals as a junior and now holds the career record as well. He was named to the Big 12's All-Defensive Team for the second straight season.

Wandtke, Ben, c	0	5	0	2	0	0	0	3	3	2	0	0	2	0	1	17
Felts, Chester, g	2	6	2	3	0	0	0	2	2	2	6	0	4	0	1	31
Tilley, Mike, g	1	4	1	3	0	0	0	3	3	2	3	5	6	0	3	29
Cabrera, Rico	1	3	0	0	2	4	2	1	3	2	4	0	0	0	2	16
Detmer, Jim	2	3	1	1	1	2	0	0	0	6	0	1	0	1	3	3
Harris, Jordan	2	5	0	1	0	1	1	4	5	1	4	1	0	0	1	16
Datcher, LaMarr	4	5	0	0	0	0	2	2	4	4	8	0	4	0	1	20
Akers, Robert	2	3	0	0	0	0	1	0	1	1	4	0	0	0	0	7
Totals	19	47	4	11	6	13	8	21	29	17	48	10	23	114	200	

TOTAL FG%	1st Half: 7-22 .318	2nd Half: 12-25 .480	Game: .404	DEADBALL
3-Pt. FG%	1st Half: 2-21 .000	2nd Half: 2-9 .222	Game: .364	REBOUNDS
F Throw %	1st Half: 0-1 .000	2nd Half: 6-12 .500	Game: .462	2

Nebraska																
Player	tot-fg	3-pt	rebounds													
	fg fga	fg fga	ft fta	of de	tot	pf	tp	a	to blk	s	min					
Johnson, Chad, f	3	6	2	2	1	2	1	0	9	1	5	1	1	1	22	
Markowski, Andy, f	4	6	0	0	2	2	1	4	5	5	10	1	2	0	3	31
Hamilton, Venson, c	4	11	0	0	3	4	2	6	8	2	11	1	2	0	7	32
Florence, Larry, g	2	5	0	0	5	6	4	6	10	4	9	2	5	0	0	33
Belcher, Cookie, g	2	9	2	6	1	2	1	3	4	4	7	5	4	1	2	37
Cochran, Cary	4	7	2	5	0	0	1	3	4	0	10	2	1	0	2	20
Smith, Todd	0	0	0	0	0	0	0	0	0	0	0	0	0	0	1	2
Piatkowski, Troy	0	2	0	2	2	2	0	0	0	1	2	0	1	0	0	10
Truscott, Louis	0	2	0	0	2	2	0	3	3	0	2	0	1	0	0	13
Totals	19	48	6	15	16	20	11	25	36	16	60	12	21	216	200	

TOTAL FG%	1st Half: 9-23 .391	2nd Half: 10-25 .400	Game: .396	DEADBALL
3-Pt. FG%	1st Half: 2-7 .286	2nd Half: 4-8 .500	Game: .400	REBOUNDS
F Throw %	1st Half: 6-7 .857	2nd Half: 10-13 .769	Game: .800	1

Officials: Tom Harrington, Paul Janssen, Joe O'Neill. Technical fouls: None. Attendance: 6,259

Score by Periods			
Colgate	1st	2nd	Total
Nebraska	16	32	48
	26	34	60

## Nebraska 76, Creighton 60 Dec. 9, 1998 • at Bob Devaney Sports Center

Nebraska extended its mastery of Creighton at the Devaney Center with a 76-60 victory over the previously unbeaten Bluejays. Creighton held a 35-32 advantage at intermission, but Nebraska opened the second half with a 21-6 run to take a 53-41 lead. Creighton closed to within two points with seven minutes to play, but Nebraska held off the 'Jays charge and pulled away for the win. Larry Florence scored a career-high 21 points on 8-13 from the floor and had a career-high six steals. Venson Hamilton scored 20 points to reach 1,000 career points, while Cookie Belcher added 15 points and Andy Markowski added 13 rebounds. NU improved to 12-0 all-time against Creighton at the Bob Devaney Sports Center.

### Creighton

Creighton																
Player	tot-fg	3-pt	rebounds													
	fg fga	fg fga	ft fta	of de	tot	pf	tp	a	to blk	s	min					
Buford, Rodney, f	3	9	3	4	1	2	1	3	4	3	10	3	5	0	2	35
Johnson, Donnie, f	0	2	0	0	1	2	0	3	3	4	1	1	0	0	0	13
Swenson, Doug, c	8	11	0	1	2	2	1	1	2	5	18	1	1	4	1	29
Walker, Ben, g	4	8	2	3	3	5	2	3	5	2	13	3	0	0	2	28
Sears, Ryan, g	0	6	0	5	1	2	0	2	2	2	1	3	4	0	1	28
West, Matt	0	1	0	0	0	0	2	0	2	0	1	0	0	0	0	10
Brandon, Corie	1	4	1	3	0	0	2	0	2	0	3	2	3	0	0	23
Bates, Cliff	0	2	0	1	0	0	0	0	0	0	0	0	0	0	0	3
Klein, John	0	0	0	0	0	0	0	0	0	0	0	0	0	0	0	0
Huss, Alan	0	0	0	0	0	0	0	1	1	1	0	0	0	0	0	1
Haynes, Justin	2	3	1	1	0	0	0	4	4	1	5	0	0	0	1	19
Karlikanovas, Nerijus	3	5	1	1	2	2	1	3	4	3	9	0	4	0	0	11
Totals	21	51	8	19	10	15	11	21	32	23	60	14	18	4	7	200

TOTAL FG%	1st Half: 12-29 .414	2nd Half: 9-22 .409	Game: .412	DEADBALL
3-Pt. FG%	1st Half: 5-11 .455	2nd Half: 3-8 .375	Game: .421	REBOUNDS
F Throw %	1st Half: 6-8 .750	2nd Half: 4-7 .571	Game: .667	2

### Nebraska

Nebraska																
Player	tot-fg	3-pt	rebounds													
	fg fga	fg fga	ft fta	of de	tot	pf	tp	a	to blk	s	min					
Florence, Larry, f	8	13	0	0	5	6	3	1	4	2	21	3	1	0	6	32
Markowski, Andy, f	3	8	0	0	1	3	5	8	13	4	7	4	2	0	1	34
Hamilton, Venson, c	5	8	0	0	10	11	2	6	8	4	20	1	2	1	0	30
Holmes, Joe, g	2	2	0	0	1	3	0	0	0	0	5	1	1	0	0	17
Belcher, Cookie, g	6	13	1	3	2	5	0	5	5	1	15	6	1	1	2	38
Cochran, Cary	0	0	0	0	0	0	0	0	0	1	0	0	1	0	0	3
Johnson, Chad	1	4	0	0	2	2	0	1	1	2	4	4	3	0	1	25
Piatkowski, Troy	2	5	0	2	0	0	2	2	3	4	1	0	0	0	0	17
Truscott, Louis	0	1	0	0	0	0	0	0	0	1	0	1	1	0	0	4
Totals	27	54	1	5	21	30	11	24	35	18	76	21	12	2	10	200

TOTAL FG%	1st Half: 12-30 .400	2nd Half: 15-24 .625	Game: .500	DEADBALL
3-Pt. FG%	1st Half: 0-2 .000	2nd Half: 1-3 .333	Game: .200	REBOUNDS
F Throw %	1st Half: 8-14 .571	2nd Half: 13-16 .812	Game: .700	2

Officials: Ed Hightower, Eddie Jackson, Randy Heimerman. Technical fouls: None. Attendance: 10,851.

Score by Periods			
Creighton	1st	2nd	Total
Nebraska	35	25	60
	32	44	76

## Colorado State 75, Nebraska 49 Dec. 12, 1998 • at Fort Collins, Colo.

Colorado State never trailed in the game and pulled away from a 36-26 halftime lead for a 75-49 victory over the Huskers. Nebraska was without the services of Cookie Belcher, who suffered severe back spasms in the afternoon. The junior had played in and started his first 74 games as a Husker before missing the contest. Forward Larry Florence led Nebraska with 17 points, while Venson Hamilton had a double-double with 16 points and 10 rebounds. NU hit on just 32 percent from the field, while CSU knocked down 53 percent.

### Nebraska

Nebraska																
Player	tot-fg	3-pt	rebounds													
	fg fga	fg fga	ft fta	of de	tot	pf	tp	a	to blk	s	min					
Florence, Larry, f	8	14	0	0	1	1	2	2	4	3	17	0	0	2	2	38
Markowski, Andy, f	1	3	0	0	1	2	2	4	6	2	3	1	3	0	0	31
Hamilton, Venson, c	4	10	0	0	8	14	5	5	10	4	16	2	1	1	2	31
Johnson, Chad, g	3	12	0	3	1	2	1	3	4	4	7	1	3	0	3	29
Holmes, Joe, g	0	4	0	1	3	4	1	0	1	3	3	0	1	0	1	25
Cochran, Cary	0	1	0	1	0	0	0	1	1	1	0	0	1	0	0	4
Smith, Todd	0	3	0	1	1	2	0	0	0	0	0	1	0	0	0	4
Piatkowski, Troy	1	5	0	3	0	0	0	1	1	2	2	0	2	0	0	23
Truscott, Louis	0	1	0	0	0	0	2	2	4	1	0	0	1	0	1	15
Totals	17	53	0	9	15	25	14	18	32	20	49	4	12	3	9	200

TOTAL FG% 1st Half: 10-25 .400 2nd Half: 7-28 .250 Game: .321 DEADBALL  
 3-Pt. FG% 1st Half: 0-4 .000 2nd Half: 0-5 .000 Game: .000 REBOUNDS  
 F Throw % 1st Half: 6-12 .500 2nd Half: 9-13 .692 Game: .600 7

**Colorado State**

Player	tot-fg		3-pt		rebounds					a	to blk	s	min			
	fg	fga	fg	fga	ft	fta	of de	tot	pf					tp		
Sivesind, John, f	4	7	3	5	0	0	0	6	6	3	11	2	2	0	0	34
Patik, Garrett, f	2	2	0	0	1	2	3	4	7	1	5	0	1	1	0	32
Goodwyn, Cedric, f	3	8	0	1	0	1	0	0	0	5	6	1	3	1	0	18
Palacio, Milt, g	5	14	0	5	7	7	0	2	2	2	17	6	3	0	1	36
McKanstry, Andre, g	8	12	0	3	8	9	0	6	6	0	24	2	1	0	4	30
Smith, Erik	1	2	1	2	0	0	0	1	1	0	3	1	0	0	0	7
Harris, Shawn	1	1	0	0	2	2	1	3	4	0	4	1	1	2	1	17
Martin, Paul	0	0	0	0	1	2	0	0	0	0	1	0	1	0	0	4
Mayer, Nick	0	0	0	0	0	0	0	0	0	1	0	0	0	0	0	1
Fisher, David	1	1	0	0	0	0	0	0	0	1	2	0	1	0	0	10
Ford, John	0	0	0	0	2	2	1	0	1	5	2	1	2	0	0	11
Totals	25	47	4	16	21	25	6	25	31	18	75	14	16	4	6	200

TOTAL FG% 1st Half: 13-24 .542 2nd Half: 12-23 .522 Game: .532 DEADBALL  
 3-Pt. FG% 1st Half: 2-7 .286 2nd Half: 2-9 .222 Game: .250 REBOUNDS  
 F Throw % 1st Half: 8-8 1.000 2nd Half: 13-17 .765 Game: .840 2

Officials: Eddie Jackson, Bob Hunt, Brent Sherrod. Technical fouls: None. Attendance: 5,233.

Score by Periods	1st	2nd	Total
Nebraska	26	23	49
Colorado State	36	39	75

**Minnesota 55, Nebraska 51**

**Dec. 19, 1998 • at Bob Devaney Sports Center**

Nebraska fell just short in an upset bid, as No. 17 Minnesota held on for a 55-51 victory in Lincoln. The Huskers connected on just 14 of 55 (25.5 percent) field goals in the game, the worst by a Nee-coached Nebraska team and the worst ever by a Husker team in the 23-year history of the Devaney Center. Despite the field goal futility, the Huskers nearly knocked off Minnesota, primarily because of 24 Gopher turnovers. Nebraska cut a nine-point Minnesota lead to three points on three occasions late in the game, but Minnesota held on for the four-point win. Cookie Belcher led Nebraska with 14 points, while Troy Piatkowski added 11 points and Venson Hamilton grabbed 15 rebounds.

**Minnesota**

Player	tot-fg		3-pt		rebounds					a	to blk	s	min			
	fg	fga	fg	fga	ft	fta	of de	tot	pf					tp		
Lewis, Quincy, f	6	13	0	1	3	8	2	8	10	4	15	2	4	1	1	28
Tarver, Miles, f	1	1	0	0	0	0	0	3	3	4	2	0	4	0	0	10
Przybilla, Joel, c	4	4	0	0	0	2	2	4	6	4	8	2	2	3	1	29
Clark, Kevin, g	2	7	1	6	2	2	0	1	1	1	7	1	2	0	1	29
Nathaniel, Kevin, g	0	0	0	0	4	7	1	1	2	2	4	1	4	0	0	21
Sinville, Nick	0	0	0	0	0	0	0	0	0	0	0	0	0	0	0	2
Ohnstad, Mitch	4	9	0	3	0	2	0	3	3	2	8	3	4	0	1	28
Simmons, Terrance	1	3	0	1	0	0	0	2	2	0	2	5	3	0	1	13
Stanford, Jason	0	0	0	0	0	0	1	1	2	0	0	1	0	1	1	5
Broxsie, Antoine	1	1	0	0	0	0	0	1	1	0	2	0	0	1	1	11
Rychart, Dusty	0	0	0	0	0	0	0	1	1	0	0	0	0	0	0	2
Sanden, Kyle	2	5	0	0	3	4	2	4	6	0	7	0	1	0	1	22
Totals	21	43	1	11	12	25	9	30	39	17	55	15	24	6	8	200

TOTAL FG% 1st Half: 11-21 .524 2nd Half: 10-22 .455 Game: .488 DEADBALL  
 3-Pt. FG% 1st Half: 0-6 .000 2nd Half: 1-5 .200 Game: .091 REBOUNDS  
 F Throw % 1st Half: 7-11 .636 2nd Half: 5-14 .357 Game: .480 4

**Nebraska**

Player	tot-fg		3-pt		rebounds					a	to blk	s	min			
	fg	fga	fg	fga	ft	fta	of de	tot	pf					tp		
Florence, Larry, f	2	8	0	1	0	0	2	2	4	2	4	0	2	0	2	27
Markowski, Andy, f	1	5	0	0	2	2	2	4	6	4	4	0	3	0	2	35
Hamilton, Venson, c	0	9	0	0	5	7	6	9	15	4	5	1	4	2	2	35
Holmes, Joe, g	1	1	0	0	0	0	0	0	1	2	3	2	0	1	1	15
Belcher, Cookie, g	3	12	1	7	7	10	0	2	2	5	14	2	1	0	2	31
Cochran, Cary	2	6	2	6	0	0	1	1	2	1	6	1	1	0	1	12
Johnson, Chad	1	5	0	1	1	2	1	3	4	1	3	2	3	0	2	20
Piatkowski, Troy	3	7	3	6	2	3	0	0	0	4	11	1	0	0	0	16
Truscott, Louis	1	2	0	0	0	0	0	0	0	1	2	0	1	0	0	9
Totals	14	55	6	21	17	24	14	22	36	23	51	10	17	2	12	200

TOTAL FG% 1st Half: 6-25 .240 2nd Half: 8-30 .267 Game: .255 DEADBALL  
 3-Pt. FG% 1st Half: 3-8 .375 2nd Half: 3-13 .231 Game: .286 REBOUNDS  
 F Throw % 1st Half: 9-12 .750 2nd Half: 8-12 .667 Game: .708 4

Officials: Ted Hillary, Tom O'Neill, Mike Sanzere. Technical fouls: None. Attendance: 8,313.

Score by Periods	1st	2nd	Total
Minnesota	29	26	55
Nebraska	24	27	51

**Nebraska 62, San Francisco 52**  
**Dec. 27, 1998 • at San Francisco, Calif.**

Nebraska never trailed en route to a 62-52 victory over San Francisco at USF's Memorial Gymnasium. NU opened an eight-point lead midway through the first half at 19-11, led by as many as 10 points in the first half and held a 34-25 advantage over the Dons at intermission. The Huskers led by 13 points early in the second half and held off several Dons' rallies for the 10-point win. NU limited San Francisco to just 30.6 percent from the floor and forced 18 USF turnovers. Cookie Belcher led Nebraska with 13 points, four assists and five steals, while Venson Hamilton added 12 points.

**Nebraska**

Player	tot-fg		3-pt		rebounds					a	to blk	s	min			
	fg	fga	fg	fga	ft	fta	of de	tot	pf					tp		
Florence, Larry, f	3	5	0	0	2	3	0	1	1	3	8	2	1	1	0	23
Markowski, Andy, f	4	6	0	0	2	2	4	2	6	4	10	2	3	0	2	30
Hamilton, Venson, c	4	10	0	0	4	5	0	9	9	2	12	1	4	3	1	29
Holmes, Joe, g	2	5	0	0	0	0	0	1	1	2	4	5	2	0	0	25
Belcher, Cookie, g	5	11	2	5	1	2	0	4	4	2	13	4	2	0	5	29
Cochran, Cary	0	1	0	1	0	0	0	0	0	0	0	0	0	0	0	7
Johnson, Chad	4	10	1	3	2	3	1	2	3	2	11	1	4	0	0	30
Piatkowski, Troy	1	3	1	3	1	2	0	5	5	0	4	2	0	0	0	27
Totals	23	51	4	12	12	17	6	26	32	15	62	17	16	4	8	200

TOTAL FG% 1st Half: 13-27 .481 2nd Half: 10-24 .417 Game: .451 DEADBALL  
 3-Pt. FG% 1st Half: 4-9 .444 2nd Half: 0-3 .000 Game: .333 REBOUNDS  
 F Throw % 1st Half: 4-5 .800 2nd Half: 8-12 .667 Game: .706 0

**San Francisco**

Player	tot-fg		3-pt		rebounds					a	to blk	s	min			
	fg	fga	fg	fga	ft	fta	of de	tot	pf					tp		
Lee, James, f	3	10	0	2	2	3	6	7	13	1	8	3	6	0	0	29
Hinder, Russell, f	2	12	0	0	0	0	2	5	7	4	4	3	0	0	1	30
Brewer, Hondre, c	2	4	0	0	1	2	2	3	5	3	5	0	1	1	0	24
Zimmerman, Gerald, g	7	16	4	11	4	4	2	4	6	1	22	0	3	3	3	33
Thomas, Ali, g	1	12	1	9	0	0	1	2	3	4	3	4	4	1	1	35
Van Gundy, Sean	0	0	0	0	0	0	0	1	1	0	0	0	1	0	0	5
Moore, Terrence	2	3	0	0	0	0	3	3	6	0	4	0	0	2	1	17
Hubbard, Trevor	0	0	0	0	0	0	0	0	0	0	0	0	0	0	0	5
Summerall, Glen	2	5	0	2	2	4	3	1	4	2	6	0	3	0	0	22
Totals	19	62	5	24	9	13	21	27	48	15	52	10	18	7	6	200

TOTAL FG% 1st Half: 10-27 .370 2nd Half: 9-35 .257 Game: .306 DEADBALL  
 3-Pt. FG% 1st Half: 3-12 .250 2nd Half: 2-12 .167 Game: .208 REBOUNDS  
 F Throw % 1st Half: 2-2 1.000 2nd Half: 7-11 .636 Game: .692 0

Officials: Bob Garabaldi, Rich Ballesteros, Bob Sitov. Technical fouls: None. Attendance: 3,582.

Score by Periods	1st	2nd	Total
Nebraska	34	28	62
San Francisco	25	27	52

**Nebraska 81, Missouri-Kansas City 65**  
**Dec. 30, 1998 • at Kansas City, Mo.**

Nebraska got a strong inside-outside combination from Venson Hamilton and Cookie Belcher to dominate UMKC at Kansas City's Municipal Auditorium. Hamilton scored 18 points and grabbed 15 rebounds, while Belcher added 17 points and hit 3-5 from 3-point range. After UMKC closed to within 43-37 with 16 minutes left, Nebraska put the game away with a 13-4 run to build its lead back to 15 points. Nebraska hit 52 percent from the field in the game, including a season-high seven 3-pointers. NU held UMKC to 37 percent from the field and held a commanding 44-33 rebounding edge.

**Nebraska**

Player	tot-fg		3-pt		rebounds					a	to blk	s	min			
	fg	fga	fg	fga	ft	fta	of de	tot	pf					tp		
Florence, Larry, f	1	4	0	0	0	0	1	2	3	3	2	2	3	0	1	20
Markowski, Andy, f	2	3	0	0	2	4	3	2	5	4	6	2	6	2	1	27
Hamilton, Venson, c	7	9	0	0	4	8	4	11	15	1	18	3	4	3	2	31
Holmes, Joe, g	1	1	0	0	2	2	0	1	1	0	4	0	5	0	1	15
Belcher, Cookie, g	5	8	3	5	4	4	0	3	3	0	17	3	3	1	2	29
Cochran, Cary	1	6	1	5	0	0	0	3	3	1	3	1	0	0	0	15
Johnson, Chad	4	7	0	0	5	6	2	2	4	1	13	6	0	0	2	24
Smith, Todd	0	3	0	1	0	0	0	2	2	0	0	0	0	0	0	7
Piatkowski, Troy	3	5	2	4	1	2	1	4	5	1	9	2	2	0	1	15
Buckendahl, Ross	1	1	1	1	0	0	0	1	1	0	3	0	0	0	0	1
Truscott, Louis	3	7	0	0	0	3	2	0	2	1	6	0	1	0	0	16
Totals	28	54	7	16	18	29	13	31	44	12	81	19	24	6	10	200

TOTAL FG% 1st Half: 15-26 .577 2nd Half: 13-28 .464 Game: .519 DEADBALL  
 3-Pt. FG% 1st Half: 4-9 .444 2nd Half: 3-7 .429 Game: .438 REBOUNDS  
 F Throw % 1st Half: 3-6 .500 2nd Half: 15-23 .652 Game: .621 4

Missouri-Kansas City

Player	tot-fg		3-pt			rebounds					a	to blk	s min			
	fg	fga	fg	fga	ft	fta	of	de	tot	pf				tp		
Keller, Jimmy, f	3	4	0	0	2	2	6	4	10	0	8	1	1	0	1	32
Dent, Sherod, f	1	7	0	0	0	0	0	1	1	0	2	1	4	0	1	18
Lewis, Hal, c	0	2	0	0	0	0	0	1	1	1	0	0	1	0	0	11
Richmond, Nick, g	2	11	1	9	0	2	0	0	0	1	5	2	3	0	1	27
Smith, Eddie, g	2	8	1	3	0	0	0	2	2	5	5	4	2	0	2	31
Mann, Brad	0	1	0	1	0	0	0	0	0	0	0	0	0	0	0	2
Love, Anthony	2	9	2	8	0	0	0	1	1	0	6	1	1	0	1	10
Savage, Jack	0	0	0	0	0	0	2	0	2	4	0	0	1	0	1	8
Graves, Robby	6	12	2	3	5	9	1	6	7	4	19	3	4	1	2	30
Palmer, Will	5	7	0	0	2	2	1	3	4	5	12	1	0	0	1	20
Breitkreutz, Seth	4	6	0	0	0	0	2	1	3	0	8	1	1	0	0	11
Totals	25	67	6	24	9	15	13	20	33	20	65	14	18	1	10	200

TOTAL FG% 1st Half: 11-27 .407 2nd Half: 14-40 .350 Game: .373 DEADBALL  
 3-Pt. FG% 1st Half: 2-7 .286 2nd Half: 4-17 .235 Game: .250 REBOUNDS  
 F Throw % 1st Half: 3-4 .750 2nd Half: 6-11 .545 Game: .600 4

Officials: Kaster, Davis, Self. Technical fouls: Nebraska-Bench. UMKC-None. Attendance: 4,180.

Score by Periods	1st	2nd	Total
Nebraska	37	44	81
UMKC	27	38	65

**Missouri 80, Nebraska 57**  
**Jan. 2, 1999 • at Columbia, Mo.**

Missouri opened a 9-0 lead and never trailed en route to an 80-57 win over the Huskers in the Big 12 opener in Columbia. After Mizzou scored the game's first nine points and led by as many as 15 points less than 10 minutes into the game, Nebraska went on a 10-2 run to cut the lead to 28-21 with 7:00 left in the first half. However, the Tigers responded with a 10-0 run to open a 38-21 lead and held a 48-27 advantage at intermission. The Huskers hit just 32.8 percent from the floor and had 21 turnovers, their second straight game with 20 or more miscues. Venson Hamilton had 13 points and 11 rebounds and Larry Florence also had a double-double with 12 points and 10 rebounds. John Woods scored a career-high 22 points to lead Missouri.

Nebraska

Player	tot-fg		3-pt			rebounds					a	to blk	s min			
	fg	fga	fg	fga	ft	fta	of	de	tot	pf				tp		
Florence, Larry, f	4	8	0	0	4	5	2	8	10	5	12	1	6	0	2	27
Markowski, Andy, f	4	7	0	0	0	2	3	1	4	3	8	1	3	1	1	24
Hamilton, Venson, c	5	16	0	0	3	7	5	6	11	5	13	1	2	1	4	31
Holmes, Joe, g	1	3	0	0	1	4	1	1	2	1	3	0	4	0	1	23
Belcher, Cookie, g	3	11	1	3	1	5	0	1	1	3	8	4	1	1	3	32
Johnson, Chad	1	4	0	1	3	4	2	1	3	0	5	3	3	0	2	22
Piatkowski, Troy	1	8	0	2	0	0	0	0	1	2	0	0	0	1	1	25
Truscott, Louis	1	4	0	0	4	5	3	4	7	2	6	0	2	3	1	16
Totals	20	61	1	6	16	32	19	23	42	20	57	10	21	6	15	200

TOTAL FG% 1st Half: 11-31 .355 2nd Half: 9-30 .300 Game: .328 DEADBALL  
 3-Pt. FG% 1st Half: 0-2 .000 2nd Half: 1-4 .250 Game: .167 REBOUNDS  
 F Throw % 1st Half: 5-14 .357 2nd Half: 11-18 .611 Game: .500 7

Missouri

Player	tot-fg		3-pt			rebounds					a	to blk	s min			
	fg	fga	fg	fga	ft	fta	of	de	tot	pf				tp		
Parker, Johnnie, f	1	3	1	1	2	2	1	3	4	3	5	1	3	0	1	18
White, Albert, f	5	9	0	0	2	2	2	2	4	12	5	5	0	3	3	25
Hardge, Monte, c	5	7	0	0	5	9	3	5	8	3	15	0	3	0	2	26
Crawler, Brian, g	1	4	0	3	0	1	0	2	2	2	2	2	0	0	2	25
Woods, John, g	8	15	5	9	1	1	2	2	4	2	22	2	1	0	1	23
Stevenson, Kenge	1	1	0	0	0	0	0	0	0	0	2	0	0	0	0	1
Gilbert, Clarence	3	5	1	3	0	0	0	3	3	0	7	2	1	0	0	13
Dooling, Keyon	4	6	0	0	0	0	1	6	7	3	8	5	4	0	0	23
Wampler, Mark	0	1	0	0	1	2	0	0	0	0	1	0	0	0	0	1
Hafer, Jeff	0	4	0	0	3	5	1	4	5	3	3	4	3	2	5	34
Rowan, Matt	0	1	0	0	0	0	0	0	0	0	0	0	1	0	0	2
Schumacher, Pat	1	2	0	0	1	2	0	1	1	5	3	0	1	1	0	9
Totals	29	58	7	16	15	24	13	31	44	25	80	21	22	6	12	200

TOTAL FG% 1st Half: 19-33 .576 2nd Half: 10-25 .400 Game: .500 DEADBALL  
 3-Pt. FG% 1st Half: 4-10 .400 2nd Half: 3-6 .500 Game: .438 REBOUNDS  
 F Throw % 1st Half: 6-11 .545 2nd Half: 9-13 .692 Game: .625 2

Officials: Ron Zetcher, Frank Bosone, Bill Kennedy. Technical fouls: None. Attendance: 13,300.

Score by Periods	1st	2nd	Total
Nebraska	27	30	57
Missouri	48	32	80

**Texas 89, Nebraska 76**

**Jan. 10, 1999 • at Bob Devaney Sports Center**

Nebraska could not capitalize on 25 Texas turnovers as the Longhorns used a hot shooting performance to defeat the Huskers, 89-76, at the Devaney Center. NU got out of the gates fast scoring the first six points of the game. Nebraska overcame a Texas run midway through the first half to hold a 45-41 halftime lead. The Huskers led 51-48 early in the second half, but a 13-3 run put Texas ahead 61-54 midway through the second half. NU sliced the lead to 76-72 with 4:32 to play, but UT scored the next 12 points to put the game away. Texas' 89 points were an opponent season high and the 'Horns also shot 56 percent and held a commanding 37-25 rebounding edge. Larry Florence led Nebraska with 19 points, while Cookie Belcher added 17 and Venson Hamilton had a double-double with 11 points and 10 rebounds. Gabe Muoneke led Texas with 21 points, while Kris Clack added 20.

Texas

Player	tot-fg		3-pt			rebounds					a	to blk	s min			
	fg	fga	fg	fga	ft	fta	of	de	tot	pf				tp		
Muoneke, Gabe, f	7	12	0	1	7	8	1	4	5	3	21	3	5	0	1	28
Clack, Kris, f	8	13	3	6	1	1	1	4	5	3	20	2	4	0	4	38
Wagner, Ivan, c	1	3	0	2	0	0	0	4	4	2	2	4	3	1	6	37
Mihm, Chris, g	2	5	0	0	3	4	2	6	8	4	7	0	4	1	0	26
Vazquez, DeJuan, g	5	8	2	3	1	2	2	2	4	2	13	1	2	0	0	19
McColpin, Chris	0	1	0	1	2	2	0	2	2	1	2	1	2	0	0	10
Carter, Wendell	4	6	0	0	2	2	1	3	4	2	10	0	2	1	2	25
Clay, William	3	6	0	3	8	10	0	0	0	2	14	2	3	0	0	17
Totals	30	54	5	16	24	29	10	27	37	19	89	13	25	3	13	200

TOTAL FG% 1st Half: 17-28 .607 2nd Half: 13-26 .500 Game: .556 DEADBALL  
 3-Pt. FG% 1st Half: 2-9 .222 2nd Half: 3-7 .429 Game: .312 REBOUNDS  
 F Throw % 1st Half: 5-6 .833 2nd Half: 19-23 .826 Game: .828 3

Nebraska

Player	tot-fg		3-pt			rebounds					a	to blk	s min			
	fg	fga	fg	fga	ft	fta	of	de	tot	pf				tp		
Florence, Larry, f	6	10	0	0	7	9	1	3	4	2	19	2	3	1	4	32
Markowski, Andy, f	3	4	0	0	2	5	1	4	5	1	8	1	3	0	3	31
Hamilton, Venson, c	4	10	0	0	3	4	5	5	10	4	11	3	4	4	3	28
Holmes, Joe, g	0	3	0	0	0	0	1	1	3	0	2	3	0	2	0	20
Belcher, Cookie, g	7	16	3	6	0	1	0	0	0	1	17	5	2	0	4	32
Cochran, Cary	1	2	0	1	1	2	0	0	0	0	3	2	1	0	1	6
Johnson, Chad	2	4	0	1	2	0	0	0	0	4	5	3	3	0	2	15
Piatkowski, Troy	3	6	1	4	1	2	0	1	1	2	8	0	0	0	1	20
Truscott, Louis	1	3	0	0	3	4	0	1	1	0	5	0	1	0	1	16
Totals	27	58	4	11	18	29	9	16	25	17	76	18	21	5	21	200

TOTAL FG% 1st Half: 16-27 .593 2nd Half: 11-31 .355 Game: .466 DEADBALL  
 3-Pt. FG% 1st Half: 2-4 .500 2nd Half: 2-7 .286 Game: .364 REBOUNDS  
 F Throw % 1st Half: 11-14 .786 2nd Half: 7-15 .467 Game: .621 6

Officials: Don Rutledge, Tom Harrington, Dick Paparo. Technical fouls: Texas - Muoneke. Nebraska - Bench. Attendance: 8,143.

Score by Periods	1st	2nd	Total
Texas	41	48	89
Nebraska	45	31	76

**Nebraska 70, Kansas State 61**  
**Jan. 13, 1999 • at Bob Devaney Sports Center**

Nebraska's inside-outside combination of Venson Hamilton and Cookie Belcher led the way as the Huskers picked up their first Big 12 win with a 70-61 victory over Kansas State. Hamilton led the way with 17 points and 12 rebounds, his third straight double-double, while Belcher added 15 points and had four assists. The Huskers took good care of the ball on the offensive end, committing just 12 turnovers in the contest. The Huskers controlled throughout, holding the lead for nearly the entire game, but had to hold off a second-half K-State rally. The Wildcats closed to within two points with 16 minutes to play and trailed by four points at the 10-minute mark. However, a 12-4 Husker run over the next six minutes sealed the victory. Nebraska held the 'Cats to 35.2 percent shooting, including just 29 percent after halftime.

Kansas State

Player	tot-fg		3-pt			rebounds					a	to blk	s min			
	fg	fga	fg	fga	ft	fta	of	de	tot	pf				tp		
Kitt, Tony, f	1	5	0	0	1	4	1	5	6	1	3	0	3	0	1	12
Rhodes, Shawn, c	5	8	1	2	0	0	1	3	4	3	11	1	1	1	0	29
Griffin, Chris, g	1	8	0	4	4	6	3	1	4	2	6	5	3	0	4	25
Reid, Josh, g	3	7	0	4	0	0	2	0	2	4	6	1	1	0	0	23
Groves, Cortez, g	1	8	0	3	2	4	2	2	4	1	4	1	1	0	0	19
Kimm, Josh	2	2	2	2	1	2	0	2	2	1	7	0	0	0	0	22
Reynolds, Travis	0	0	0	0	0	0	0	1	1	0	0	0	0	0	1	9
Dies, Manny	4	8	0	0	11	14	5	7	12	3	19	0	4	0	1	28
May, Ayome	2	6	0	1	1	3	0	1	1	3	5	0	3	0	0	22
Sims, Ty	0	2	0	0	0	0	0	0	0	0	1	0	1	0	0	11
Totals	19	54	3	16	20	33	18	24	42	19	61	9	17	1	7	200



TOTAL FG% 1st Half: 11-26 .423 2nd Half: 8-28 .286 Game: .352 DEADBALL  
 3-Pt. FG% 1st Half: 1-7 .143 2nd Half: 2-9 .222 Game: .188 REBOUNDS  
 F Throw % 1st Half: 2-6 .333 2nd Half: 18-27 .667 Game: .606 8

**Nebraska**

Player	tot-fg		3-pt		rebounds					a	to blk	s	min			
	fg	fga	fg	fga	ft	fta	of	de	tot					pf	tp	
Florence, Larry, f	3	6	0	0	2	3	0	3	3	3	8	3	2	0	2	30
Markowski, Andy, f	3	8	0	0	1	2	4	3	7	4	7	3	1	1	1	28
Hamilton, Venson, c	8	16	0	0	1	2	5	7	12	4	17	3	2	2	2	34
Holmes, Joe, g	1	2	0	0	2	2	0	1	1	3	4	2	0	0	2	15
Belcher, Cookie, g	5	13	3	7	2	4	0	4	4	4	15	4	2	2	1	34
Cochran, Cary	3	5	2	4	0	1	0	1	1	2	8	1	2	0	0	14
Johnson, Chad	3	4	1	1	1	2	0	0	0	3	8	0	0	0	1	22
Piatkowski, Troy	1	2	0	1	1	2	0	0	0	3	3	0	2	0	1	13
Truscott, Louis	0	3	0	1	0	0	1	3	4	0	0	1	1	0	0	10
Totals	27	59	6	14	10	18	13	22	35	26	70	17	12	5	10	200

TOTAL FG% 1st Half: 14-34 .412 2nd Half: 13-25 .520 Game: .458 DEADBALL  
 3-Pt. FG% 1st Half: 4-11 .364 2nd Half: 2-3 .667 Game: .429 REBOUNDS  
 F Throw % 1st Half: 3-6 .500 2nd Half: 7-12 .583 Game: .556 3

Officials: Charles Range, Mike Thibodeaux, Tom Eades. Technical fouls: None. Attendance: 8,029.

Score by Periods	1st	2nd	Total
Kansas State	25	36	61
Nebraska	35	35	70

**Nebraska 68, Baylor 55  
 Jan. 16, 1999 • at Waco, Texas**

Nebraska picked up its second straight league victory with a 68-55 win over Baylor in Waco. Nebraska took control early and was never seriously threatened, as the Bears led for just 17 seconds in the game. An 11-3 Husker run gave Nebraska a 22-9 lead less than nine minutes into the game and the Huskers led 36-26 at halftime. Baylor cut NU's lead to 40-33 early in the second half, but freshman Cary Cochran responded with back-to-back 3-pointers to give NU a 13-point advantage and Baylor never tested the Huskers the rest of the way. Venson Hamilton led Nebraska with a conference career-scoring high 25 points, while Cochran added a career-high 14 points, including a 4-6 performance from 3-point range. Nebraska forced 22 Baylor turnovers and held the Bears to 55 points or less for the third time in the last two seasons.

**Nebraska**

Player	tot-fg		3-pt		rebounds					a	to blk	s	min			
	fg	fga	fg	fga	ft	fta	of	de	tot					pf	tp	
Florence, Larry, f	2	4	0	0	5	7	0	3	3	1	9	1	1	0	1	25
Markowski, Andy, f	1	2	0	0	0	0	0	4	4	5	2	4	3	0	0	22
Hamilton, Venson, c	10	15	0	0	5	6	3	4	7	2	25	0	1	1	3	37
Holmes, Joe, g	0	3	0	1	0	0	0	0	0	1	0	2	2	0	1	16
Belcher, Cookie, g	3	10	0	4	2	2	1	1	2	2	8	3	3	1	1	33
Cochran, Cary	5	7	4	6	0	0	0	2	2	3	14	0	0	0	0	20
Johnson, Chad	3	4	0	0	2	2	0	1	1	1	8	2	3	0	1	24
Piatkowski, Troy	1	3	0	2	0	0	0	1	1	2	2	1	2	0	1	17
Truscott, Louis	0	2	0	0	0	0	0	1	1	0	0	0	0	1	6	
Totals	25	50	4	13	14	17	6	18	24	17	68	13	15	2	9	200

TOTAL FG% 1st Half: 14-28 .500 2nd Half: 11-22 .500 Game: .500 DEADBALL  
 3-Pt. FG% 1st Half: 2-8 .250 2nd Half: 2-5 .400 Game: .308 REBOUNDS  
 F Throw % 1st Half: 6-7 .857 2nd Half: 8-10 .800 Game: .824 1

**Baylor**

Player	tot-fg		3-pt		rebounds					a	to blk	s	min			
	fg	fga	fg	fga	ft	fta	of	de	tot					pf	tp	
Kendrick, Jamie, f	6	9	1	2	1	3	0	7	7	3	14	3	5	2	0	34
Jones, Rahsaan, f	3	3	0	0	0	2	2	3	5	2	6	0	2	0	0	21
Lewis, Kish, c	2	4	0	1	3	5	1	3	4	4	7	0	2	1	0	21
Smith, Rodney, g	2	7	1	4	1	2	1	1	2	1	6	1	3	0	1	28
Morris, Leon, g	0	5	0	1	3	4	3	4	7	3	3	1	4	0	1	27
Jones, David	1	4	0	3	0	0	1	0	1	0	2	2	1	0	0	17
Allen, Austin	0	1	0	1	0	0	0	0	0	0	0	2	1	0	0	16
Gipson, Jeff	2	4	0	0	0	1	0	0	0	3	4	1	1	0	0	7
Ramirez, Gabe	5	11	3	7	0	0	3	2	5	2	13	1	3	0	4	29
Totals	21	48	5	19	8	17	13	21	34	18	55	11	22	3	6	200

TOTAL FG% 1st Half: 10-22 .455 2nd Half: 11-26 .423 Game: .438 DEADBALL  
 3-Pt. FG% 1st Half: 2-8 .250 2nd Half: 3-11 .273 Game: .263 REBOUNDS  
 F Throw % 1st Half: 4-7 .571 2nd Half: 4-10 .400 Game: .471 5

Officials: Dave Libbey, Lynn Shortnacy, David Maracich. Technical fouls: None. Attendance: 3,840.


Score by Periods	1st	2nd	Total
Nebraska	36	32	68
Baylor	26	29	55

**Nebraska 96, Oklahoma 81  
 Jan. 20, 1999 • at Norman, Okla.**

Nebraska put together one of its most complete games of the season in a 96-81 upset of 25th-ranked Oklahoma in Norman. The Huskers never trailed in the game and held a double-digit lead for the game's final 33 minutes. Nebraska's victory, its first at Oklahoma since 1990-91, gave the Huskers a victory over a ranked opponent in eight of the past nine seasons. After OU cut Nebraska's lead to 12-9 early in the game, the Huskers went on a 13-0 run to lead 25-9 with 10:40 to play in the first half. NU kept a double-figure lead the rest of the half and stretched the margin to 48-28 on a Larry Florence 3-pointer at the first-half buzzer. Oklahoma opened the second half with a 10-3 run to cut NU's lead to 51-38, but the Huskers went on a 17-5 run in the next six minutes to take a 25-point lead and put the game out of reach. Florence tied his career high with 21 points, while Venson Hamilton had 19 points, 11 rebounds and five blocked shots. Cary Cochran added 12 points and Chad Johnson had 11 for the Huskers, who shot a season-high 66 percent from the field, including 72 percent after halftime. The 15-point win was Oklahoma's second-worst loss at Lloyd Noble Center and the Huskers' largest margin of victory over the Sooners in Norman.

**Nebraska**

Player	tot-fg		3-pt		rebounds					a	to blk	s	min			
	fg	fga	fg	fga	ft	fta	of	de	tot					pf	tp	
Florence, Larry, f	8	11	1	1	4	5	0	6	6	2	21	3	2	0	0	25
Markowski, Andy, f	2	3	0	0	2	5	3	2	5	4	6	2	0	1	0	21
Hamilton, Venson, c	7	10	0	0	5	6	1	10	11	1	19	2	2	5	3	31
Holmes, Joe, g	1	3	0	1	1	2	1	1	2	3	3	2	4	0	0	17
Belcher, Cookie, g	3	4	0	1	2	2	0	3	3	4	8	2	5	1	1	25
Cochran, Cary	2	2	2	2	6	6	0	2	2	4	12	1	1	0	0	16
Johnson, Chad	4	7	0	0	3	6	0	1	1	1	11	1	0	0	1	21
Smith, Todd	0	0	0	0	0	0	0	0	0	0	0	0	0	0	0	1
Piatkowski, Troy	2	5	0	2	4	4	0	1	1	1	8	3	0	0	0	22
Buckendahl, Ross	0	0	0	0	0	0	0	0	0	0	0	0	0	0	0	1
Truscott, Louis	4	5	0	0	0	2	3	3	6	2	8	1	1	1	0	20
Totals	33	50	3	7	27	38	9	30	39	22	96	17	15	8	5	200



Chad Johnson played a key role for Nebraska in 1999. Johnson started 15 games and averaged 6.8 points per contest.

TOTAL FG% 1st Half: 20-32 .625 2nd Half: 13-18 .722 Game: .660 DEADBALL  
 3-Pt. FG% 1st Half: 2-6 .333 2nd Half: 1-1 1.000 Game: .429 REBOUNDS  
 F Throw % 1st Half: 6-10 .600 2nd Half: 21-28 .750 Game: .711 3

Oklahoma

Player	tot-fg		3-pt			rebounds					a	to blk	s	min		
	fg	fga	fg	fga	ft	fta	of	de	tot	pf					tp	
Najera, Eduardo, f	7	16	2	6	4	7	8	1	9	4	20	1	3	1	4	37
Humphrey, Ryan, f	1	5	0	0	0	2	2	1	3	5	2	1	3	0	1	20
Stone, Renzi, c	2	5	0	0	0	0	2	0	2	4	4	0	1	0	0	16
Johnson, Michael, g	3	9	2	4	1	2	1	0	1	2	9	7	3	0	2	37
Spaulding, Alex, g	3	11	1	5	2	3	0	5	5	3	9	3	0	1	1	29
Cano, Michael	0	0	0	0	0	0	0	0	0	0	0	1	0	0	0	2
Heskett, Tim	1	5	0	4	2	2	0	0	0	5	4	2	1	0	1	20
Reztsov, Oleg	0	0	0	0	0	0	0	0	0	0	0	0	0	0	0	1
Martin, Eric	8	12	8	10	3	4	0	5	5	2	27	1	1	0	0	31
Avila, Victor	2	2	0	0	2	4	1	1	2	0	6	0	2	0	0	6
Ainooson, Richard	0	0	0	0	0	0	0	0	0	0	0	0	0	0	0	1
Totals	27	65	13	29	14	24	16	16	32	25	81	16	14	2	9	200


TOTAL FG% 1st Half: 10-26 .385 2nd Half: 17-39 .436 Game: .415 DEADBALL  
 3-Pt. FG% 1st Half: 5-12 .417 2nd Half: 8-17 .471 Game: .448 REBOUNDS  
 F Throw % 1st Half: 3-7 .429 2nd Half: 11-17 .674 Game: .583 2

Officials: Scott Thornley, Bob Garibaldi, Bill Kennedy. Technical fouls: None. Attendance: 11,607.

Score by Periods	1st	2nd	Total
Nebraska	48	48	96
Oklahoma	28	53	81

**Nebraska 72, Colorado 55**  
**Jan. 23, 1999 • at Bob Devaney Sports Center**

Nebraska picked up its fourth straight victory with a commanding 72-55 victory over Colorado in Lincoln. The Huskers trailed for a total of 30 seconds in the game, led 31-22 at halftime and held a lead of 14 or more points for the game's final 16 minutes. NU's defense kept Colorado off balance all afternoon, limiting the Buffs to an opponent season-low 29.7 percent from the floor and forcing 23 turnovers. Larry Florence led the Huskers



Danny Nee guided Nebraska to nine wins in a 10-game stretch during the 1999 Big 12 season, the most successful league run in Nee's 13 years as head coach.

with 17 points, while Venson Hamilton had another dominating game with 15 points and 16 rebounds, pacing a 51-37 Husker rebounding edge. The win was NU's fourth straight over Colorado and its 17th in the last 18 tries against the Buffs in Lincoln.

Colorado

Player	tot-fg		3-pt			rebounds					a	to blk	s	min		
	fg	fga	fg	fga	ft	fta	of	de	tot	pf					tp	
Smith, Will, f	3	6	0	1	4	6	1	1	2	3	10	0	3	0	1	22
Carter, Carlton, f	2	6	0	0	1	2	1	6	7	3	5	0	1	2	0	28
Renfro, Ernest, c	0	2	0	0	0	2	0	0	0	1	0	0	0	0	0	13
Price, Kenny, g	7	22	4	14	1	2	2	4	6	2	19	1	5	0	1	34
Walls, Jaquay, g	1	4	0	0	0	0	1	0	1	1	2	1	7	1	0	16
Mosley, Jamahl	1	4	0	0	2	2	4	6	2	4	0	0	1	0	1	16
Winston, Jose	1	3	0	0	0	2	3	2	5	1	2	3	3	0	8	22
Jones, Dwight	3	8	3	7	0	0	3	0	3	0	9	1	1	0	3	22
Manlove, Tyron	1	7	0	2	1	2	1	0	1	4	3	0	3	0	0	11
Thomas, Aki	0	2	0	0	1	2	1	3	4	2	1	0	0	0	0	16
Totals	19	64	7	24	10	20	15	22	37	19	55	6	23	4	13	200

TOTAL FG% 1st Half: 9-29 .310 2nd Half: 10-35 .286 Game: .297 DEADBALL  
 3-Pt. FG% 1st Half: 2-9 .222 2nd Half: 5-15 .333 Game: .292 REBOUNDS  
 F Throw % 1st Half: 2-4 .500 2nd Half: 8-16 .500 Game: .500 4

Nebraska

Player	tot-fg		3-pt			rebounds					a	to blk	s	min		
	fg	fga	fg	fga	ft	fta	of	de	tot	pf					tp	
Florence, Larry, f	7	12	0	0	3	6	3	4	7	1	17	3	3	1	2	32
Markowski, Andy, f	4	10	0	0	2	5	3	5	8	2	10	3	1	0	3	23
Hamilton, Venson, c	6	9	0	0	3	6	3	13	16	4	15	0	5	3	2	31
Holmes, Joe, g	1	1	0	0	0	0	0	0	0	0	2	1	3	0	2	14
Belcher, Cookie, g	5	8	0	1	0	0	1	4	5	2	10	7	2	0	2	24
Cochran, Cary	2	6	2	5	0	0	0	0	0	2	6	1	1	0	1	14
Johnson, Chad	1	3	0	0	1	4	1	3	4	1	3	2	4	1	3	17
Smith, Todd	0	0	0	0	0	0	0	0	0	1	0	0	1	0	0	4
Wortmann, Craig	0	0	0	0	0	0	1	0	1	0	0	0	1	0	0	2
Piatkowski, Troy	2	6	1	4	0	0	1	2	3	3	5	1	0	0	0	20
Buckendahl, Ross	0	1	0	0	0	0	1	1	1	0	0	0	0	0	0	2
Truscott, Louis	1	3	0	0	2	2	2	1	3	4	4	1	5	1	0	17
Totals	29	59	3	10	11	23	16	35	51	20	72	19	26	6	15	200

TOTAL FG% 1st Half: 11-25 .440 2nd Half: 18-34 .529 Game: .492 DEADBALL  
 3-Pt. FG% 1st Half: 3-8 .375 2nd Half: 0-2 .000 Game: .300 REBOUNDS  
 F Throw % 1st Half: 6-13 .462 2nd Half: 5-10 .500 Game: .478 4,1

Officials: Tom Rucker, Eddie Jackson, Kelly Self. Technical fouls: None. Attendance: 9,407.

Score by Periods	1st	2nd	Total
Colorado	22	33	55
Nebraska	31	41	72

**Nebraska 84, Kansas 69**  
**Jan. 27, 1999 • at Bob Devaney Sports Center**

Nebraska won its fifth straight game and in the process ended five years of frustration against league power Kansas with an 84-69 victory before a season-high crowd of 13,680 in Lincoln. The Huskers started strong and opened a 25-16 lead midway through the first half, before Kansas rallied. The Jayhawks took their only lead of the half on an Eric Chenowith 3-pointer with three seconds left in the half. KU led 53-51 with 12:55 to play, before Nebraska went on a 16-2 run to lead 67-55. KU got no closer than 10 points the rest of the way. Venson Hamilton continued to make his case for Big 12 Player of the Year with 20 points and 12 rebounds. Cookie Belcher added 16 points, six assists and four steals, Cary Cochran had 13 points, including three, 3-pointers and Larry Florence added 12 points and seven rebounds. NU connected on 53 percent of its field goals and limited KU to 41.7 percent shooting. Nebraska ended a nine-game overall losing streak against the Jayhawks and stopped a four-game KU winning streak in Lincoln. The 15-point victory was Nebraska's largest against Kansas since a 75-55 win in 1982. The 15-point victory also gave NU four straight double-digit wins against league opponents, the first time a Husker team has accomplished that feat since defeating five straight Missouri Valley Conference opponents by 10 or more points in the 1923-24 season.

Kansas

Player	tot-fg		3-pt			rebounds					a	to blk	s	min		
	fg	fga	fg	fga	ft	fta	of	de	tot	pf					tp	
Bradford, Nick, f	1	3	0	0	1	4	3	1	4	3	3	5	4	0	1	27
Pugh, T.J., f	0	1	0	0	0	0	1	0	1	4	0	1	4	1	0	15
Chenowith, Eric, c	8	18	1	1	3	6	4	8	12	2	20	0	2	3	1	32
Robertson, Ryan, g	3	7	3	6	0	0	4	4	4	9	0	0	0	0	0	31
Boschee, Jeff, g	4	11	2	8	0	0	0	2	2	4	10	7	4	0	0	33
Earl, Lester	1	2	0	0	1	2	2	3	5	1	3	0	1	0	0	14
Gregory, Kenny	7	13	0	3	7	7	2	4	6	0	21	1	2	0	0	28
London, Marlon	1	5	0	1	0	0	1	2	3	2	2	1	0	0	0	16
Johnson, Ashante	0	0	0	0	1	2	1	0	1	1	1	0	0	0	0	4
Totals	25	60	6	19	13	21	15	24	39	21	69	15	17	4	2	200

TOTAL FG% 1st Half: 13-27 .481 2nd Half: 12-33 .364 Game: .417 DEADBALL  
 3-Pt. FG% 1st Half: 3-9 .333 2nd Half: 3-10 .300 Game: .316 REBOUNDS  
 F Throw % 1st Half: 9-15 .600 2nd Half: 4-6 .667 Game: .619 4

Nebraska

Player	tot-fg		3-pt		rebounds							a	to blk	s min		
	fg	fga	fg	fga	ft	fta	of de	tot	pf	tp						
Florence, Larry, f	5	14	0	0	2	2	3	4	7	2	12	3	1	0	1	32
Markowski, Andy, f	2	4	0	0	1	3	1	2	3	4	5	2	3	0	2	20
Hamilton, Venson, c	8	14	0	0	4	7	6	6	12	1	20	1	0	3	1	37
Holmes, Joe, g	1	2	0	0	0	0	0	1	1	1	2	2	0	0	0	13
Belcher, Cookie, g	7	10	0	3	2	2	0	3	2	16	6	2	0	4	4	29
Cochran, Cary	4	7	3	4	2	2	0	2	2	2	13	2	0	0	0	18
Johnson, Chad	3	5	0	0	2	2	0	2	2	2	8	2	1	0	2	21
Piatkowski, Troy	2	4	1	2	4	0	2	2	0	7	3	2	0	0	0	22
Truscott, Louis	0	0	0	0	1	2	0	0	0	2	1	1	1	0	0	8
<b>Totals</b>	<b>32</b>	<b>60</b>	<b>4</b>	<b>9</b>	<b>16</b>	<b>24</b>	<b>11</b>	<b>24</b>	<b>11</b>	<b>24</b>	<b>35</b>	<b>16</b>	<b>84</b>	<b>22</b>	<b>11</b>	<b>310</b>

TOTAL FG% 1st Half: 16-34 .471 2nd Half: 16-26 .615 Game: .533 DEADBALL  
 3-Pt. FG% 1st Half: 2-6 .333 2nd Half: 2-3 .667 Game: .444 REBOUNDS  
 F Throw % 1st Half: 3-4 .750 2nd Half: 13-20 .650 Game: .667 1

Officials: Larry Lembo, Frank Bosone, David Hall. Technical fouls: None. Attendance: 13,680.

Score by Periods	1st	2nd	Total
Kansas	38	31	69
Nebraska	37	47	84

**Iowa State 52, Nebraska 47**  
**Jan. 30, 1999 • at Ames, Iowa**

Nebraska narrowly missed recording its sixth-straight victory as the Cyclones pulled off a 52-47 victory in Ames. The Huskers never trailed in the first half, but despite dominating in most statistical categories, the Huskers held a slim 23-22 halftime lead. NU quickly opened a 27-22 lead after half, but ISU came back with a 9-2 run to lead 31-29. Nebraska regained control with a 7-0 run to take a 42-39 lead with 7:25 to play. Chad Johnson broke a 44-all tie with one free throw with 1:22 to play, but ISU responded with a four-point possession and hit crucial free throws to seal the win. Nebraska center Venson Hamilton scored 12 points to lead Nebraska while Cookie Belcher added 10 points. Marcus Fizer scored a game-high 16 points to lead Iowa State. The game was the 15th in the last 18 meetings between Nebraska and Iowa State decided by 10 points or less.

Nebraska

Player	tot-fg		3-pt		rebounds							a	to blk	s min		
	fg	fga	fg	fga	ft	fta	of de	tot	pf	tp						
Florence, Larry, f	1	9	0	1	0	0	0	5	5	2	2	2	1	0	1	27
Markowski, Andy, f	4	5	0	0	0	0	2	2	4	3	8	5	2	1	0	32
Hamilton, Venson, c	6	12	0	0	0	0	2	4	6	4	12	3	3	0	1	34
Holmes, Joe, g	0	1	0	0	0	0	0	1	1	2	0	0	0	0	0	13
Belcher, Cookie, g	3	8	2	7	2	2	0	1	1	2	10	2	2	1	2	35
Cochran, Cary	1	3	0	1	2	2	1	0	1	2	4	0	2	0	1	17
Johnson, Chad	3	4	0	1	1	4	2	4	6	1	7	1	0	1	0	23
Piatkowski, Troy	1	2	0	1	0	0	0	0	0	1	2	1	1	0	0	12
Truscott, Louis	1	1	0	0	0	0	0	1	1	1	2	0	0	0	1	7
<b>Totals</b>	<b>20</b>	<b>45</b>	<b>2</b>	<b>11</b>	<b>5</b>	<b>8</b>	<b>8</b>	<b>18</b>	<b>26</b>	<b>18</b>	<b>47</b>	<b>14</b>	<b>11</b>	<b>3</b>	<b>6</b>	<b>200</b>

TOTAL FG% 1st Half: 10-18 .556 2nd Half: 10-27 .370 Game: .444 DEADBALL  
 3-Pt. FG% 1st Half: 1-3 .333 2nd Half: 1-8 .125 Game: .182 REBOUNDS  
 F Throw % 1st Half: 2-4 .500 2nd Half: 3-4 .750 Game: .625 3

Iowa State

Player	tot-fg		3-pt		rebounds							a	to blk	s min		
	fg	fga	fg	fga	ft	fta	of de	tot	pf	tp						
Fizer, Marcus, f	7	11	0	1	2	3	2	4	6	2	16	1	2	1	1	29
Johnson, Stevie, f	3	5	0	0	0	0	3	2	5	0	6	2	1	0	2	40
Rancik, Martin, c	1	7	0	2	4	4	2	1	3	4	6	0	2	0	1	27
Hampton, Rodney, g	4	10	4	8	0	0	1	4	5	1	12	4	1	0	1	36
Nurse, Michael, g	2	7	1	4	3	4	0	1	1	3	8	8	4	0	0	39
Gregg, Lamar	0	1	0	0	0	0	0	1	1	0	0	1	0	0	1	5
Edwards, Klay	2	3	0	0	0	0	0	1	1	1	4	0	1	0	0	19
Rampton, Tony	0	0	0	0	0	0	0	0	0	0	0	0	0	0	0	5
<b>Totals</b>	<b>19</b>	<b>44</b>	<b>5</b>	<b>15</b>	<b>9</b>	<b>11</b>	<b>9</b>	<b>16</b>	<b>25</b>	<b>11</b>	<b>52</b>	<b>16</b>	<b>11</b>	<b>1</b>	<b>6</b>	<b>200</b>

TOTAL FG% 1st Half: 9-24 .375 2nd Half: 10-20 .500 Game: .432 DEADBALL  
 3-Pt. FG% 1st Half: 2-7 .286 2nd Half: 3-8 .375 Game: .333 REBOUNDS  
 F Throw % 1st Half: 2-2 1.000 2nd Half: 7-9 .778 Game: .818 1

Officials: Tom Harrington, Mike Sanzere, Winston Stith. Technical fouls: None. Attendance: 12,107.

Score by Periods	1st	2nd	Total
Nebraska	23	24	47
Iowa State	22	30	52

**Nebraska 57, Colorado 52**  
**Feb. 3, 1999 • at Boulder, Colo.**

Nebraska led from start to finish on its way to a 57-52 victory over Colorado in Boulder. After CU cut Nebraska's lead to 15-14 in the first half, the Huskers finished the half on a 14-4 run to lead 29-18 at intermission. NU built a 43-28 lead, its largest of the game, with 14:08 remaining, but Colorado responded with a 12-1 run of its own to cut the lead to 44-40 with 9:38 left. The Buffs got as close as three points twice, the last time coming with 1:48 to play, but the Huskers' strong defense down the stretch capped the victory. NU held Colorado to 31.7 percent shooting, including 18 percent in the first half. Nebraska hit 49 percent and connected on 16-24 second-half free throws. Venson Hamilton led the Husker charge with 22 points and 11 rebounds, while Cary Cochran added 10 points. The win was Nebraska's fifth straight against Colorado and gave the Huskers back-to-back season sweeps of the Buffs.

Nebraska

Player	tot-fg		3-pt		rebounds							a	to blk	s min		
	fg	fga	fg	fga	ft	fta	of de	tot	pf	tp						
Florence, Larry, f	2	2	0	0	3	4	0	4	4	2	7	2	1	1	0	29
Markowski, Andy, f	0	2	0	0	3	6	0	3	3	4	3	3	4	1	0	21
Hamilton, Venson, c	8	11	0	0	6	8	1	10	11	0	22	0	8	3	0	35
Holmes, Joe, g	0	1	0	0	0	0	0	1	1	0	0	1	1	0	1	12
Belcher, Cookie, g	2	8	1	3	3	7	0	2	2	1	8	4	5	1	5	32
Cochran, Cary	3	4	2	2	2	2	1	2	3	3	10	0	1	0	0	21
Johnson, Chad	2	4	0	0	1	3	0	4	4	3	5	1	2	0	0	23
Piatkowski, Troy	0	4	0	2	0	0	0	0	0	2	0	0	1	0	0	17
Truscott, Louis	1	1	0	0	0	0	1	1	2	1	2	1	0	0	0	10
<b>Totals</b>	<b>18</b>	<b>37</b>	<b>3</b>	<b>7</b>	<b>18</b>	<b>30</b>	<b>3</b>	<b>29</b>	<b>32</b>	<b>16</b>	<b>57</b>	<b>12</b>	<b>23</b>	<b>6</b>	<b>6</b>	<b>200</b>

TOTAL FG% 1st Half: 13-23 .565 2nd Half: 5-14 .357 Game: .486 DEADBALL  
 3-Pt. FG% 1st Half: 1-3 .333 2nd Half: 2-4 .500 Game: .429 REBOUNDS  
 F Throw % 1st Half: 2-6 .333 2nd Half: 16-24 .667 Game: .600 4

Colorado

Player	tot-fg		3-pt		rebounds							a	to blk	s min		
	fg	fga	fg	fga	ft	fta	of de	tot	pf	tp						
Price, Kenny, f	5	8	3	6	3	4	1	3	4	2	16	3	3	0	0	31
Mosley, Jamahl, f	2	5	0	0	1	2	3	2	5	1	5	0	0	1	0	29
Carter, Carlton, c	0	9	0	0	1	2	4	4	8	4	1	0	6	1	1	28
Walls, Jaquay, g	4	12	1	3	3	5	0	3	3	4	12	1	3	2	2	31
Jones, Dwight, g	3	7	2	5	0	0	0	2	2	0	8	0	1	0	2	15
Smith, Will	1	6	0	0	0	0	3	0	3	3	2	1	0	0	1	15
Winston, Jose	0	0	0	0	0	0	1	2	3	4	0	1	2	0	2	19
Renfroe, Ernest	2	3	0	0	0	4	1	2	3	0	4	0	1	0	0	10
Manlove, Tyron	2	9	0	0	0	0	1	3	4	4	4	2	4	0	0	17
Thomas, Aki	0	1	0	0	0	0	0	1	1	0	0	0	0	0	0	5
<b>Totals</b>	<b>19</b>	<b>60</b>	<b>6</b>	<b>14</b>	<b>8</b>	<b>17</b>	<b>17</b>	<b>24</b>	<b>41</b>	<b>22</b>	<b>52</b>	<b>8</b>	<b>20</b>	<b>4</b>	<b>8</b>	<b>200</b>

TOTAL FG% 1st Half: 6-33 .182 2nd Half: 13-27 .481 Game: .317 DEADBALL  
 3-Pt. FG% 1st Half: 3-6 .500 2nd Half: 3-8 .375 Game: .429 REBOUNDS  
 F Throw % 1st Half: 3-6 .500 2nd Half: 5-11 .455 Game: .471 4

Officials: Bob Garibaldi, Charles Range, Bob Sitov. Technical fouls: None. Attendance: 5,075.

Score by Periods	1st	2nd	Total
Nebraska	29	28	57
Colorado	18	34	52

**Nebraska 69, Missouri 61**  
**Feb. 6, 1999 • at Bob Devaney Sports Center**

Nebraska led Missouri by as many as 16 points in the second half, then held off a furious Missouri rally to post a 69-61 victory over the Tigers in Lincoln. The Huskers broke open a tight game with a 10-2 run midway through the first half to take a 24-17 lead and finished the half with a 5-0 surge to lead 39-28 at intermission. The Huskers held a double-digit lead for the first 12 minutes of the second half, but after Nebraska opened a 55-40 advantage with 10:11 to play, Mizzou went on a 11-0 run to cut the lead to four points. Husker senior Venson Hamilton responded with five points in 43 seconds to push NU's lead to 60-51, but the Tigers again fought back, scoring seven points in 54 seconds to cut the lead to 60-58 with 2:25 left. However, the Huskers made the key plays down the stretch to seal the eight-point win. Hamilton led the Huskers with 16 points, 11 rebounds, a career-high six assists and three blocked shots. NU connected on 51 percent from the floor, while holding Missouri to 42 percent and forced 22 Tiger turnovers.

Missouri

Player	tot-fg		3-pt		rebounds							a	to blk	s min		
	fg	fga	fg	fga	ft	fta	of de	tot	pf	tp						
Parker, Johnnie, f	1	3	0	1	0	2	0	2	2	0	2	0	4	1	1	12
White, Albert, f	4	9	0	0	2	2	2	5	7	2	10	5	5	1	1	37
Hardge, Monte, c	4	8	0	0	2	5	2	6	8	4	10	0	3	0	0	33
Dooling, Keyon, g	4	11	1	2	0	0	0	2	2	4	9	4	4	0	1	38
Grawler, Brian, g	7	10	4	6	1	1	2	3	5	1	19	3	3	0	2	35
Gilbert, Clarence	4	11	3	8	0	2	0	3	3	5	11	1	2	0	6	34



Woods, John	0	4	0	2	0	0	1	0	1	1	0	0	1	0	0	9
Rowan, Matt	0	0	0	0	0	0	0	0	0	0	0	0	0	0	0	1
Schumacher, Pat	0	1	0	0	0	0	0	0	0	0	0	0	0	0	0	1
Totals	24	57	8	19	5	12	8	22	30	17	61	13	22	2	11	200

TOTAL FG% 1st Half:	12-27 .444	2nd Half:	12-30 .400	Game:	.421	DEADBALL
3-Pt. FG% 1st Half:	3-7 .429	2nd Half:	5-12 .417	Game:	.421	REBOUNDS
F Throw % 1st Half:	1-2 .500	2nd Half:	4-10 .400	Game:	.417	2

## Nebraska

Player	tot-fg		3-pt			rebounds					a	to blk	s	min		
	fg	fga	fg	fga	ft	fta	of de	tot	pf	tp						
Florence, Larry, f	3	7	0	0	3	4	2	2	4	2	9	5	2	0	0	30
Markowski, Andy, f	3	3	0	0	0	1	1	2	3	2	6	3	3	0	1	24
Hamilton, Venson, c	7	14	0	0	2	3	1	10	11	3	16	6	2	3	2	36
Holmes, Joe, g	3	3	0	0	0	0	0	2	2	1	6	2	2	0	1	12
Belcher, Cookie, g	3	8	1	2	1	2	0	6	6	4	8	4	1	4	3	31
Cochran, Cary	2	5	0	1	2	2	0	1	1	1	6	2	1	0	2	16
Johnson, Chad	1	4	0	1	2	2	0	0	0	0	4	1	2	0	1	15
Piatkowski, Troy	4	7	0	1	0	0	0	3	3	0	8	0	2	0	0	20
Truscott, Louis	3	6	0	0	0	0	4	1	5	0	6	0	0	1	1	16
Totals	29	57	1	5	10	14	9	30	39	13	69	23	19	5	12	200

TOTAL FG% 1st Half:	17-27 .630	2nd Half:	12-30 .400	Game:	.509	DEADBALL
3-Pt. FG% 1st Half:	1-1 1.000	2nd Half:	0-4 .000	Game:	.200	REBOUNDS
F Throw % 1st Half:	4-7 .571	2nd Half:	6-7 .857	Game:	.714	1

Officials: Scott Thornley, Gerry Pollard, Bill Conner. Technical fouls: None. Attendance: 11,449.

Score by Periods	1st	2nd	Total
Missouri	28	33	61
Nebraska	39	30	69

## Nebraska 64, Kansas 59

### Feb. 10, 1999 • at Lawrence, Kan.

Nebraska rallied from an 11-point second-half deficit to defeat Kansas, 64-59, in Lawrence, giving the Huskers their first win in Allen Fieldhouse since 1983 and NU's first sweep of the Jayhawks since the same season. After falling behind 21-13 in the first half, Nebraska used an 11-0 run to take a three-point lead late in the first half and was tied with KU 26-all at the break. In the second half, KU regained control with a 10-2 surge to open a 49-38 edge with 8:19 to play. The Huskers did not quit. Nebraska came back with a 10-1 run to slice the lead to 50-48. After Kansas regained a five-point lead at 53-48, NU used a 5-0 run to tie the game at 53-all with three minutes left. Kansas regained a two-point lead at 55-53, but from there it was all Nebraska, as the Huskers finished the game on an 11-4 run. A Cary Cochran 3-pointer started the surge and Larry Florence scored a key layin and hit the clinching free throws with 22 seconds left. Florence had 17 points to join Venson Hamilton for game-high honors. Cookie Belcher added 10 points, six assists and four steals. The Huskers held Kansas to 37 percent shooting and forced 20 Jayhawk turnovers.

## Nebraska

Player	tot-fg		3-pt			rebounds					a	to blk	s	min		
	fg	fga	fg	fga	ft	fta	of de	tot	pf	tp						
Florence, Larry, f	6	11	0	0	5	5	2	4	6	2	17	1	0	0	2	29
Markowski, Andy, f	4	7	0	0	0	2	1	3	4	3	8	2	1	1	1	24
Hamilton, Venson, c	6	14	0	0	5	7	3	5	8	2	17	2	5	4	0	38
Holmes, Joe, g	0	0	0	0	0	0	0	0	0	2	0	1	0	0	0	12
Belcher, Cookie, g	4	9	1	3	1	2	0	3	3	3	10	6	5	0	4	30
Cochran, Cary	2	4	1	2	2	2	1	4	5	5	7	0	0	0	0	20
Johnson, Chad	0	4	0	0	1	2	0	5	5	2	1	2	4	0	2	23
Piatkowski, Troy	1	2	0	1	2	2	0	1	1	1	4	1	2	0	3	17
Truscott, Louis	0	1	0	0	0	0	0	1	1	1	0	0	0	0	0	7
Totals	23	52	2	6	16	22	9	27	36	21	64	14	18	5	12	200

TOTAL FG% 1st Half:	10-29 .345	2nd Half:	13-23 .565	Game:	.442	DEADBALL
3-Pt. FG% 1st Half:	1-4 .250	2nd Half:	1-2 .500	Game:	.333	REBOUNDS
F Throw % 1st Half:	5-6 .833	2nd Half:	11-16 .688	Game:	.727	2

## Kansas

Player	tot-fg		3-pt			rebounds					a	to blk	s	min		
	fg	fga	fg	fga	ft	fta	of de	tot	pf	tp						
Bradford, Nick, f	6	8	1	1	1	6	4	2	6	3	14	1	3	1	0	33
Pugh, T.J., f	3	4	0	0	1	2	1	2	3	4	7	1	4	1	1	27
Chenoweth, Eric, c	5	11	0	0	2	2	4	7	11	4	12	0	3	2	1	30
Robertson, Ryan, g	3	12	0	7	10	14	0	2	2	1	16	1	1	0	3	34
Boschee, Jeff, g	2	8	2	8	2	4	1	2	3	2	8	6	4	0	2	30
Gregory, Kenny	0	5	0	2	0	0	1	2	3	2	0	2	3	0	1	19
Carey, Jeff	0	0	0	0	0	0	0	0	0	2	0	0	1	0	0	5
London, Marlon	1	4	0	1	0	0	1	2	3	4	2	2	1	1	0	18
Johnson, Ashante	0	2	0	0	0	0	1	1	2	0	0	0	0	0	0	4
Totals	20	54	3	19	16	28	15	23	38	22	59	13	20	5	8	200

TOTAL FG% 1st Half:	11-31 .355	2nd Half:	9-23 .391	Game:	.370	DEADBALL
3-Pt. FG% 1st Half:	2-11 .182	2nd Half:	1-8 .125	Game:	.158	REBOUNDS
F Throw % 1st Half:	2-4 .500	2nd Half:	14-24 .583	Game:	.571	5

Officials: Frank Bosone, Danny Hooker, Stanley Reynolds. Technical fouls: None. Attendance: 16,000.

Score by Periods	1st	2nd	Total
Nebraska	26	38	64
Kansas	26	33	59

## Nebraska 59, Iowa State 57


### Feb. 13, 1999 • at Bob Devaney Sports Center

Nebraska held off a second-half rally to defeat Iowa State, 59-57, in Lincoln and post its ninth victory in 10 games. The Huskers led for the majority of the first half and took a 30-21 edge into the locker room. Early in the second half, Nebraska appeared ready to put the game away, as it opened a 35-23 lead with 17:20 to play. However ISU used an 8-0 run and kept the crowd of 13,623 on the edge of their seats the rest of the game. NU pushed its lead back to 10 points at 51-41 with 6:19 to play, but the 'Clones used a 6-0 surge to close within four points. ISU got within three points twice late in the game, but two free throws each from Chad Johnson and Cookie Belcher sealed the win. Venson Hamilton again led the way for Nebraska with 20 points and 13 boards. In the process, Hamilton reached 1,000 career rebounds and became a member of an elite statistical club. Hamilton joined Danny Manning, Wayman Tisdale and Byron Houston as the only four players in league history to record 1,000 points, 1,000 rebounds and 200 blocked shots. Belcher added 14 points, four rebounds, four assists, three steals and three blocked shots and Andy Markowski had 12 points and nine rebounds. NU committed a season-low 10 turnovers in the win.

## Iowa State

Player	tot-fg		3-pt			rebounds					a	to blk	s	min		
	fg	fga	fg	fga	ft	fta	of de	tot	pf	tp						
Fizer, Marcus, f	6	21	0	2	1	3	4	3	7	3	13	1	3	0	1	31
Johnson, Stevie, f	0	1	0	0	0	0	0	8	8	2	0	4	2	0	2	28
Rancik, Martin, c	5	9	0	1	0	0	1	5	6	2	10	0	1	0	0	21
Hampton, Rodney, g	3	7	1	4	0	0	0	1	1	2	7	2	1	0	4	30
Nurse, Michael, g	5	13	4	6	1	1	2	4	6	2	15	0	4	0	2	35
Corner, Paris	2	3	1	1	0	0	0	3	3	0	5	3	2	0	0	25
Gregg, Lamar	0	0	0	0	0	0	1	0	1	0	0	0	1	0	0	3
Edwards, Klay	1	3	0	0	5	6	2	4	6	5	7	0	0	0	0	21
Rampton, Tony	0	2	0	1	0	0	0	0	0	0	0	0	0	0	0	6
Totals	22	59	6	15	7	10	12	28	40	16	57	10	14	0	9	200

TOTAL FG% 1st Half:	9-25 .360	2nd Half:	13-34 .382	Game:	.373	DEADBALL
3-Pt. FG% 1st Half:	1-4 .250	2nd Half:	5-11 .455	Game:	.400	REBOUNDS
F Throw % 1st Half:	2-3 .667	2nd Half:	5-7 .714	Game:	.700	0



Freshman Louis Truscott played his best basketball late in the 1998-99 season. Truscott averaged 7.8 points and 4.3 rebounds in NU's last four games of the year.

Nebraska

Player	tot-fg		3-pt		rebounds							a	to blk	s	min	
	fg	fga	fg	fga	ft	fta	of de	tot	pf	tp						
Florence, Larry, f	1	3	0	0	2	3	0	3	3	1	4	2	2	0	1	29
Markowski, Andy, f	5	7	0	0	2	2	3	6	9	3	12	3	4	1	1	31
Hamilton, Venson, c	6	17	0	0	8	11	5	8	13	4	20	1	2	3	2	35
Holmes, Joe, g	0	1	0	0	0	0	0	1	1	0	0	0	0	0	0	9
Belcher, Cookie, g	5	10	2	5	2	4	1	3	4	1	14	4	0	3	3	31
Cochran, Cary	1	6	0	5	0	0	0	1	1	2	2	1	1	0	1	20
Johnson, Chad	0	3	0	1	5	8	0	2	2	2	5	1	1	0	1	19
Piatkowski, Troy	0	2	0	2	0	0	0	2	2	0	0	1	0	0	0	14
Truscott, Louis	1	2	0	0	0	0	0	2	2	3	2	0	0	0	0	12
Totals	19	51	2	13	19	28	10	28	38	16	59	13	10	7	9	200

TOTAL FG% 1st Half: 10-24 .417 2nd Half: 9-27 .333 Game: .373 DEADBALL  
 3-Pt. FG% 1st Half: 1-8 .125 2nd Half: 1-5 .200 Game: .154 REBOUNDS  
 F Throw % 1st Half: 9-10 .900 2nd Half: 10-18 .556 Game: .679 3

Officials: Dave Bair, Mike Thibodeaux, Kelly Groom. Technical fouls: Iowa State - Bench. Attendance: 13,623.

Score by Periods	1st	2nd	Total
Iowa State	21	36	57
Nebraska	30	29	59

**Oklahoma State 60, Nebraska 48**  
**Feb. 17, 1999 • at Bob Devaney Sports Center**

The Huskers struggled offensively in a 60-48 loss to Oklahoma State in Lincoln, marking just the second loss in Nebraska's last 11 games. Nebraska shot 40 percent from the field and committed 19 turnovers in the contest, but still had an opportunity to win late in the game. The teams traded the lead throughout the first half, but OSU finished the period on a 6-0 run to hold a 32-26 lead at the break. NU sliced the lead to one point at 35-34 with 14:52 to play, but OSU responded with a 15-5 run over the next six minutes to lead 50-39 with 8:59 left. Nebraska came back to cut the lead to just 52-48 with 2:40 left. However, Oklahoma State put the game away on its next possession when guard Joe Adkins nailed a 3-pointer with the shot clock winding down. The 3-pointer gave the Cowboys a 55-48 lead and NU did not score the rest of the way. NU hit just 9-28 second-half field goal attempts and was 1-16 from 3-point range on the night, while OSU knocked down eight from long range. Venson Hamilton led Nebraska with 20 points and 15 rebounds and hit 10-14 from the field, but no other Husker scored more than seven points. Adrian Peterson scored a game-high 21 points to lead OSU.

Oklahoma State

Player	tot-fg		3-pt		rebounds							a	to blk	s	min	
	fg	fga	fg	fga	ft	fta	of de	tot	pf	tp						
Mason, Desmond, f	1	6	0	3	2	2	1	6	7	1	4	2	0	0	2	35
Gottlieb, Doug, f	0	4	0	3	1	4	0	3	3	1	1	9	2	0	2	26
Webber, Alex, c	5	6	0	0	2	4	1	3	4	4	12	0	7	1	3	28
Peterson, Adrian, g	6	16	5	9	4	4	3	2	5	3	21	0	0	0	1	37
Adkins, Joe, g	4	8	3	6	0	0	0	1	1	0	11	4	1	0	1	33
Alexander, Glendon	0	3	0	2	0	0	1	0	1	1	0	1	0	0	0	16
Jonzen, Fredrik	0	0	0	0	2	2	1	3	4	2	2	0	1	1	1	7
Montonati, Brian	4	5	0	0	1	2	2	1	3	1	9	0	1	1	1	18
Totals	20	48	8	23	12	18	10	19	29	13	60	16	12	3	11	200

TOTAL FG% 1st Half: 12-30 .400 2nd Half: 8-18 .444 Game: .417 DEADBALL  
 3-Pt. FG% 1st Half: 3-12 .250 2nd Half: 5-11 .455 Game: .348 REBOUNDS  
 F Throw % 1st Half: 5-6 .833 2nd Half: 7-12 .583 Game: .667 2

Nebraska

Player	tot-fg		3-pt		rebounds							a	to blk	s	min	
	fg	fga	fg	fga	ft	fta	of de	tot	pf	tp						
Florence, Larry, f	3	4	0	0	0	0	0	0	0	5	6	2	1	0	0	28
Markowski, Andy, f	3	7	0	0	0	0	2	1	3	4	6	2	1	0	0	26
Hamilton, Venson, c	10	14	0	0	0	0	7	8	15	4	20	2	11	3	0	35
Holmes, Joe, g	0	1	0	0	0	0	0	2	2	0	0	2	1	0	0	12
Belcher, Cookie, g	2	6	0	4	0	4	2	4	6	2	4	3	1	0	0	31
Cochran, Cary	1	9	1	7	0	0	1	2	3	2	3	0	2	0	5	24
Johnson, Chad	2	7	0	3	3	4	1	2	3	1	7	0	1	1	1	21
Piatkowski, Troy	1	5	0	2	0	0	1	1	2	0	2	1	1	0	0	17
Truscott, Louis	0	2	0	0	0	0	1	1	2	1	0	0	0	0	0	6
Totals	22	55	1	16	3	8	16	22	38	19	48	12	19	4	6	200

TOTAL FG% 1st Half: 13-27 .481 2nd Half: 9-28 .321 Game: .400 DEADBALL  
 3-Pt. FG% 1st Half: 0-3 .000 2nd Half: 1-13 .077 Game: .062 REBOUNDS  
 F Throw % 1st Half: 0-0 .000 2nd Half: 3-8 .375 Game: .375 3

Officials: Tom Harrington, Tom Rucker, David Hall. Technical fouls: None. Attendance: 13,146.

Score by Periods	1st	2nd	Total
Oklahoma State	32	28	60
Nebraska	26	22	48

**Texas Tech 73, Nebraska 68**  
**Feb. 20, 1999 • at Lubbock, Texas**

A strong Nebraska rally fell just short as Texas Tech pulled off a 73-68 upset in Lubbock. The Huskers, who trailed by as many as 15 points in the second half, rallied to take a 68-67 lead with 7.9 seconds remaining, but the Red Raiders scored six points in the final two seconds to secure the victory. Texas Tech took control of the game from the outset, leading 22-9 with 11:09 left in the first half. Nebraska made a couple small runs before the half, but the Red Raiders finished the stanza with a 6-0 run to take a 39-27 lead into the locker room. The Red Raiders stretched their lead to 15 points at 54-39 with 11:24 left in the game, but Nebraska then began its strong comeback. The Huskers used an 11-0 run to slice the lead to 54-50 with 8:19 left. Tech built its lead back to five at 59-58, but NU scored the next four points to cut the lead to one point with 5:18 left. After a Rayford Young 3-pointer pushed Tech's lead back to four at 62-58, NU used a 6-1 run to lead 64-63 with 2:29 left. The Red Raiders then scored the next four points, but NU responded. Andy Markowski scored on a tip-in with 58 seconds left to cut the lead to 67-66 and Cookie Belcher followed with one of his eight steals to give the ball back to the Huskers. Chad Johnson was fouled while driving to the hoop and connected on two free throws with 7.9 seconds left, giving NU a one-point advantage. However, Young drove the distance of the court for a layin and Tech hit four free throws to provide the final margin. Venson Hamilton led Nebraska with 24 points, 11 rebounds and four blocked shots. Larry Florence added 14 points and Belcher had 12 points, six assists and a school-record tying eight steals. Young scored 25 points for Tech, while Stan Bonewitz added 19, including five 3-pointers.

Nebraska

Player	tot-fg		3-pt		rebounds							a	to blk	s	min	
	fg	fga	fg	fga	ft	fta	of de	tot	pf	tp						
Florence, Larry, f	6	11	0	0	2	3	1	2	3	3	14	0	1	0	1	29
Markowski, Andy, f	2	4	0	0	0	0	3	6	9	3	4	4	2	0	0	35
Hamilton, Venson, c	9	18	0	0	6	9	7	4	11	5	24	2	9	4	2	40
Johnson, Chad, g	2	5	0	0	5	8	1	2	3	1	9	0	3	1	0	26
Belcher, Cookie, g	6	13	0	2	0	2	0	1	1	4	12	6	2	1	8	33
Cochran, Cary	1	5	1	3	0	0	1	4	5	3	3	2	2	0	1	17
Piatkowski, Troy	1	2	0	1	0	0	1	3	4	2	2	1	1	0	0	16
Truscott, Louis	0	1	0	0	0	0	0	0	0	0	0	0	0	0	0	4
Totals	27	59	1	6	13	22	15	22	37	21	68	15	20	6	12	200

TOTAL FG% 1st Half: 11-29 .379 2nd Half: 16-30 .533 Game: .458 DEADBALL  
 3-Pt. FG% 1st Half: 1-5 .200 2nd Half: 0-1 .000 Game: .167 REBOUNDS  
 F Throw % 1st Half: 4-7 .571 2nd Half: 9-15 .600 Game: .591 5

Texas Tech

Player	tot-fg		3-pt		rebounds							a	to blk	s	min	
	fg	fga	fg	fga	ft	fta	of de	tot	pf	tp						
Ware, James, f	4	10	1	5	2	2	4	5	9	3	11	2	3	0	0	30
Owens, Cliff, f	0	5	0	0	3	4	1	5	6	4	3	2	1	3	1	24
Ellis, Andy, c	3	10	0	0	1	2	2	1	3	4	7	0	4	1	2	30
Young, Rayford, g	8	17	3	5	6	7	2	2	4	1	25	5	5	0	2	37
Bonewitz, Stan, g	6	10	5	9	2	3	2	1	3	3	19	3	1	0	2	33
Banks, Jevon	0	1	0	0	0	0	0	0	0	0	0	0	0	0	1	3
Layne, Mario	0	2	0	0	0	0	0	2	2	2	0	1	1	0	1	11
Phillips, Johnny	0	0	0	0	3	4	2	0	2	1	3	0	3	1	1	11
Kennard, Brodney	1	3	0	0	0	0	2	1	3	1	2	0	2	1	0	15
Mitchell, Jayson	0	2	0	1	3	4	1	1	2	0	3	0	1	0	0	6
Totals	22	60	9	20	20	26	18	21	39	19	73	13	21	6	10	200

TOTAL FG% 1st Half: 11-34 .324 2nd Half: 11-26 .423 Game: .367 DEADBALL  
 3-Pt. FG% 1st Half: 5-10 .500 2nd Half: 4-10 .400 Game: .450 REBOUNDS  
 F Throw % 1st Half: 12-16 .750 2nd Half: 8-10 .800 Game: .769 4

Officials: Frank Bosone, Keith Maxwell, Hal Lusk. Technical fouls: Nebraska - Belcher; Bench. Texas Tech - None. Attendance: 7,815.

Score by Periods	1st	2nd	Total
Nebraska	27	41	68
Texas Tech	39	34	73

**Kansas State 62, Nebraska 45**  
**Feb. 24, 1999 • at Manhattan, Kan.**

Nebraska had a poor offensive performance in dropping its third straight game, a 62-45 setback to Kansas State in Manhattan. The Huskers started fast against K-State, leading 15-8 less than eight minutes into the game. However, the 'Cats responded with a 12-2 run over the next five minutes to take a 20-17 advantage. The game stayed tight the rest of the first half and the teams went to the locker room tied at 28-all. Nebraska never led in the second half, but was still within three points at 44-41 with 6:01 to play. However, KSU iced the game with an 11-0 run at that point and went on to the 17-point win. Nebraska hit just 32.7 percent from the floor, including 27 percent after the half. K-State held Nebraska to just 17 second-half points and forced 21 Husker turnovers. Venson Hamilton had another double-double with 18 points and 13 rebounds, including 15 points and 10 boards before halftime. Nebraska lost for the fifth straight time at KSU's Bramlage Coliseum and scored less than 50 points for the sixth time this season. The Huskers also saw their string of 167 games with a blocked shot end in the game.

Nebraska

Player	tot-fg		3-pt		rebounds					a	to blk	s	min			
	fg	fga	fg	fga	ft	fta	of de	tot	pf					tp		
Florence, Larry, f	2	9	0	0	0	0	2	3	5	3	4	0	4	0	2	30
Markowski, Andy, f	0	2	0	0	0	0	0	2	2	1	0	1	2	0	1	14
Hamilton, Venson, c	8	14	0	0	2	4	6	7	13	4	18	1	3	0	2	34
Johnson, Chad, g	2	6	0	1	0	0	1	4	5	1	4	4	3	0	1	30
Belcher, Cookie, g	4	10	1	5	0	0	2	0	2	0	9	2	8	0	1	35
Cochran, Cary	2	6	2	6	0	0	0	1	1	5	6	0	0	0	0	20
Holmes, Joe	0	4	0	1	0	0	0	1	1	2	0	1	1	0	0	13
Piatkowski, Troy	0	1	0	0	0	0	0	1	1	0	0	1	0	0	0	8
Truscott, Louis	0	3	0	0	4	4	1	2	3	1	4	0	0	0	1	16
Totals	18	55	3	13	6	8	13	22	35	17	45	10	21	0	8	200

TOTAL FG% 1st Half: 12-33 .364 2nd Half: 6-22 .273 Game: .327 DEADBALL  
 3-Pt. FG% 1st Half: 1-4 .250 2nd Half: 2-9 .222 Game: .231 REBOUNDS  
 F Throw % 1st Half: 3-5 .600 2nd Half: 3-3 1.000 Game: .750 0

Kansas State

Player	tot-fg		3-pt		rebounds					a	to blk	s	min			
	fg	fga	fg	fga	ft	fta	of de	tot	pf					tp		
Heidrick, Jay, f	0	0	0	0	0	0	0	0	0	0	0	0	0	0	0	3
Sims, Ty, f	1	1	0	0	0	0	0	0	0	1	2	0	0	0	0	5
Dies, Manny, c	7	11	0	1	5	6	2	4	6	2	19	0	2	1	2	29
Griffin, Chris, g	3	4	1	2	5	6	1	2	3	2	12	4	1	1	0	36
May, Ayome, g	5	12	0	3	4	6	1	3	4	0	14	2	0	0	4	34
Kimm, Josh	0	1	0	1	0	0	0	0	0	0	0	1	0	0	0	5
Reynolds, Travis	0	1	0	0	0	0	0	2	2	0	0	1	0	1	0	4
Ries, David	0	0	0	0	0	0	0	0	0	0	0	0	0	0	0	1
Reid, Josh	3	9	1	3	0	0	0	1	1	4	7	1	3	0	1	25
Groves, Cortez	1	4	0	2	0	0	0	0	0	2	2	0	3	1	0	11
Leonard, Joe	0	0	0	0	0	0	0	0	0	0	0	0	0	0	0	1
Rhodes, Shawn	0	6	0	3	0	2	2	7	9	1	0	4	3	0	2	32
Kitt, Tony	3	5	0	0	0	0	4	4	8	3	6	0	1	0	1	14
Totals	23	54	2	15	14	20	11	26	37	15	62	13	13	4	10	200

TOTAL FG% 1st Half: 12-31 .387 2nd Half: 11-23 .478 Game: .426 DEADBALL  
 3-Pt. FG% 1st Half: 0-5 .000 2nd Half: 2-10 .200 Game: .133 REBOUNDS  
 F Throw % 1st Half: 4-6 .667 2nd Half: 10-14 .714 Game: .700 4

Officials: Ed Hightower, Bill Kennedy, Charles Range. Technical fouls: None.  
 Attendance: 8,832.

Score by Periods	1st	2nd	Total
Nebraska	28	17	45
Kansas State	28	34	62

Nebraska 87, Texas A&M 68

Feb. 27, 1999 • at Bob Devaney Sports Center

Nebraska locked up its second straight 10-win conference season with a come-from-behind, 87-68, victory over Texas A&M in Lincoln. The Huskers trailed by as many as 12 points in the first half and were behind the Aggies, 38-30, at intermission. However, in the second half the Huskers dominated A&M, outscoring the Aggies 57-30 en route to the 19-point win. Nebraska used a 23-6 run over eight minutes of the second half to turn a 41-34 deficit into a 57-47 lead with 10:08 to play. The Huskers opened it up from there, leading by as many as 22 points. The Huskers shot a sizzling 66 percent in the second half and held the Aggies to just 26 percent after the break. Nebraska also handed out a season-high 26 assists and committed just 13 turnovers. Senior Venson Hamilton scored 23 points, grabbed nine rebounds and blocked four shots. The 23 points marked the fourth time in the last five games Hamilton had scored 20 or more points. Troy Piatkowski had a strong showing on Senior Day with a season-high 17 points, including three, 3-pointers. Larry Florence had 12 points, while Cookie Belcher added 11 points, eight assists, seven rebounds and five steals. The Huskers withstood a strong 3-point shooting effort by A&M's Chris Clayton and Clifton Cook who each scored 21 points and combined for 10, 3-pointers.

Texas A&M

Player	tot-fg		3-pt		rebounds					a	to blk	s	min			
	fg	fga	fg	fga	ft	fta	of de	tot	pf					tp		
Jones, Shanne, f	2	9	0	0	2	4	4	7	11	1	6	1	1	0	2	28
Brown, Jerald, f	2	6	2	4	0	0	2	4	6	5	6	2	5	1	1	27
White, Joe, c	2	3	0	0	5	6	2	1	3	5	9	0	0	0	0	23
Cook, Clifton, g	6	19	3	11	6	6	1	1	2	2	21	5	9	1	2	38
Schmidt, Michael, g	0	2	0	0	0	0	1	0	1	1	0	2	1	0	1	23
Clayton, Chris	7	14	7	13	0	0	2	2	4	0	21	3	1	0	1	31
Boeker, Jason	0	1	0	0	1	2	2	0	2	0	1	1	0	0	0	1
Wise, Shelton	0	1	0	0	0	0	0	0	0	0	0	0	0	0	0	0
Jack, Aaron	0	1	0	0	2	2	0	0	0	5	2	0	0	0	0	11
Leatherman, Andy	1	3	0	1	0	0	1	1	2	0	2	1	1	0	0	11
Jacobs, Paul	0	1	0	0	0	0	0	2	2	3	0	1	0	0	0	7
Totals	20	60	12	29	16	20	16	20	36	22	68	16	18	2	7	200

TOTAL FG% 1st Half: 13-33 .394 2nd Half: 7-27 .259 Game: .333 DEADBALL  
 3-Pt. FG% 1st Half: 7-13 .538 2nd Half: 5-16 .312 Game: .414 REBOUNDS  
 F Throw % 1st Half: 5-6 .833 2nd Half: 11-14 .786 Game: .800 2

Nebraska

Player	tot-fg		3-pt		rebounds					a	to blk	s	min			
	fg	fga	fg	fga	ft	fta	of de	tot	pf					tp		
Florence, Larry, f	5	9	0	0	2	5	0	3	3	1	12	3	1	0	0	20
Markowski, Andy, f	2	3	0	0	0	0	1	2	3	3	4	4	3	2	2	20
Hamilton, Venson, c	7	9	0	0	9	13	3	6	9	4	23	3	2	4	1	29
Belcher, Cookie, g	4	9	1	4	2	3	2	5	7	3	11	8	1	1	5	35
Piatkowski, Troy, g	7	9	3	5	0	0	0	1	1	1	17	1	1	1	0	27
Cochran, Cary	1	7	1	5	0	0	0	2	2	1	3	1	1	0	1	21
Johnson, Chad	3	4	1	1	2	2	1	4	5	1	9	3	3	1	0	24
Holmes, Joe	0	1	0	0	0	0	0	0	0	0	0	1	1	0	0	5
Wortmann, Craig	0	1	0	0	0	0	0	0	0	0	0	0	0	0	0	1
Buckendahl, Ross	1	1	1	1	0	0	0	1	1	1	3	1	0	0	0	1
Truscott, Louis	0	2	0	1	5	6	3	1	4	2	5	1	0	2	1	17
Totals	30	55	7	17	20	29	10	26	36	17	87	26	13	11	10	200

TOTAL FG% 1st Half: 9-23 .391 2nd Half: 21-32 .656 Game: .545 DEADBALL  
 3-Pt. FG% 1st Half: 3-8 .375 2nd Half: 4-9 .444 Game: .412 REBOUNDS  
 F Throw % 1st Half: 9-12 .750 2nd Half: 11-17 .647 Game: .690 4

Officials: Mike Sanzere, Paul Janssen, Randy Heimerman. Technical fouls: None.  
 Attendance: 11,294.

Score by Periods	1st	2nd	Total
Texas A&M	38	30	68
Nebraska	30	57	87

Nebraska 69, Texas Tech 50  
 March 4, 1999 • Kansas City, Mo.  
 Big 12 Tournament First Round

Nebraska used a stifling defensive performance to run past Texas Tech, 69-50, in the opening round of the Phillips 66 Big 12 Tournament. The Huskers forced 26 Tech turnovers, including 18 before halftime to open a comfortable 33-15 margin at the half. Nebraska extended its lead to as many as 28 points in the second half, and cruised to the 19-point win. The Huskers recorded a Big 12 Conference Tournament and school-record 23 steals in the win, including 18 before halftime. Venson Hamilton tied the school record and had a tournament-best eight steals and Cookie Belcher added four thefts for the Huskers. Hamilton, who was presented the Big 12 Player of the Year award before the game, also led Nebraska offensively with 15 points. Freshman forward Louis Truscott added 11 points and a game-high seven rebounds, while Larry Florence added 11 points and Cookie Belcher had 10. The Huskers' 19-point win tied its second-largest margin of victory in the league tournament and matched their biggest margin of victory in a tournament game at Kemper Arena.

Texas Tech

Player	tot-fg		3-pt		rebounds					a	to blk	s	min			
	fg	fga	fg	fga	ft	fta	of de	tot	pf					tp		
Kennard, Brodney, f	2	4	0	0	1	2	3	1	4	3	5	2	4	1	2	24
Ellis, Andy, c	4	10	0	0	0	0	0	7	7	4	8	1	3	2	1	36
Young, Rayford, g	4	13	1	6	1	2	1	1	2	2	10	1	6	0	2	36
Ware, James, g	1	2	1	2	2	2	0	1	1	0	5	1	2	0	1	21
Bonewitz, Stan, g	3	8	3	7	0	1	0	4	4	0	9	5	6	0	1	39
Banks, Jevon	1	2	1	2	0	0	0	1	1	2	3	0	1	0	0	7
Layne, Mario	2	2	0	0	0	0	2	0	2	1	4	2	1	0	0	10
Phillips, Johnny	0	2	0	0	2	4	1	0	1	2	2	0	0	0	1	13
Mitchell, Jayson	2	4	0	1	0	1	1	3	4	3	4	1	3	1	1	14
Totals	19	47	6	18	6	12	12	21	33	17	50	13	26	4	9	200

TOTAL FG% 1st Half: 6-17 .353 2nd Half: 13-30 .433 Game: .404 DEADBALL  
 3-Pt. FG% 1st Half: 2-9 .222 2nd Half: 4-9 .444 Game: .333 REBOUNDS  
 F Throw % 1st Half: 1-2 .500 2nd Half: 5-10 .500 Game: .500 2

Nebraska

Player	tot-fg		3-pt		rebounds					a	to blk	s	min			
	fg	fga	fg	fga	ft	fta	of de	tot	pf					tp		
Florence, Larry, f	4	8	0	0	3	4	2	2	4	2	11	1	2	2	2	26
Markowski, Andy, f	2	5	0	0	0	0	1	1	2	1	4	2	1	1	2	19
Hamilton, Venson, c	4	9	0	0	7	8	1	4	5	3	15	0	4	1	8	26
Johnson, Chad, g	3	5	0	0	0	1	0	2	2	2	6	1	1	0	3	25
Belcher, Cookie, g	4	8	0	1	2	2	1	1	2	0	10	2	3	2	4	24
Cochran, Cary	2	6	2	5	0	0	0	1	1	2	6	2	1	0	1	20
Holmes, Joe	0	0	0	0	0	0	0	1	1	0	0	0	0	0	0	6
Wortmann, Craig	1	1	0	0	0	0	0	0	0	0	2	0	0	0	0	2
Piatkowski, Troy	1	2	1	2	0	0	1	0	1	0	3	0	0	0	0	23
Buckendahl, Ross	0	0	0	0	0	0	0	1	1	0	0	0	0	0	0	5
Truscott, Louis	2	5	0	1	8	13	2	5	7	4	12	0	2	0	3	24
Totals	23	49	3	9	20	28	10	20	30	14	69	8	14	6	23	200

TOTAL FG% 1st Half: 9-27 .333 2nd Half: 14-22 .636 Game: .469 DEADBALL  
 3-Pt. FG% 1st Half: 0-3 .000 2nd Half: 3-6 .500 Game: .333 REBOUNDS  
 F Throw % 1st Half: 15-16 .938 2nd Half: 5-12 .417 Game: .714 3



Officials: Bill Kennedy, Danny Hooker, Frank Bosone. Technical fouls: None.  
Attendance: 10,700.

Score by Periods	1st	2nd	Total
Texas Tech	15	35	50
Nebraska	33	36	69

## Kansas 77, Nebraska 53

### March 5, 1999 • at Kansas City, Mo.

### Big 12 Tournament Quarterfinals

Nebraska failed in its attempt to make it a three-game sweep of Kansas, as the Jayhawks dominated the second half in a 77-53 quarterfinal win at the Big 12 Tournament. Kansas led just 37-31 at intermission and 45-38 with 13 minutes remaining, but the Jayhawks went on a 21-2 run to open a 26-point lead and cruised to the victory. Venson Hamilton recorded his 17th double-double with 12 points and 10 rebounds and Larry Florence also scored 10. Kansas had four players in double figures and shot 53 percent in the game, to just 40 percent for the Huskers. Nebraska also committed a tourney-record 27 turnovers in the game. The loss dropped Nebraska to 19-12 on the season and kept the Huskers out of a second straight NCAA Tournament.

#### Nebraska

Player	tot-fg		3-pt			rebounds					a	toblk	s	min		
	fg	fga	fg	fga	ft	fta	of	de	tot	pf					tp	
Florence, Larry, f	6	10	0	1	0	0	1	2	3	5	12	1	3	0	2	30
Markowski, Andy, f	3	7	0	0	0	2	4	4	8	4	6	2	4	1	3	32
Hamilton, Venson, c	5	12	0	0	2	7	7	3	10	3	12	3	6	3	4	37
Johnson, Chad, g	2	6	0	2	0	1	0	3	3	1	4	2	1	0	1	32
Belcher, Cookie, g	1	6	1	4	3	5	0	4	4	2	6	2	6	0	0	28
Cochran, Cary	1	3	1	3	0	0	2	2	0	3	1	2	0	0	0	17
Piatkowski, Troy	1	4	0	3	0	0	3	3	1	2	0	2	0	1	10	
Truscott, Louis	1	2	0	0	6	9	5	1	6	0	8	0	3	1	0	14
Totals	20	50	2	13	11	24	17	22	39	16	53	11	27	5	11	200

TOTAL FG%	1st Half: 12-27 .444	2nd Half: 8-23 .348	Game: .400	DEADBALL
3-Pt. FG%	1st Half: 1-4 .250	2nd Half: 1-9 .111	Game: .154	REBOUNDS
F Throw %	1st Half: 6-12 .500	2nd Half: 5-12 .417	Game: .458	4


#### Kansas

Player	tot-fg		3-pt			rebounds					a	toblk	s	min		
	fg	fga	fg	fga	ft	fta	of	de	tot	pf					tp	
Bradford, Nick, f	1	4	0	0	0	0	1	0	1	4	2	3	5	1	6	17
Pugh, T.J., f	1	1	0	0	0	0	0	1	1	3	2	0	1	0	1	26
Chenowith, Eric, c	6	8	0	0	3	4	1	4	5	5	15	1	1	1	1	25
Robertson, Ryan, g	5	11	3	6	0	0	2	2	2	13	3	3	0	2	35	
Boschee, Jeff, g	5	10	4	7	2	2	1	2	3	2	16	1	5	0	1	28
Earl, Lester	2	3	0	0	1	2	1	1	2	2	5	2	0	0	0	12
Nooner, Terry	0	1	0	1	0	0	0	1	1	0	0	0	0	0	0	2
Crider, John	0	1	0	1	0	0	0	0	0	0	0	0	0	0	0	2
Gregory, Kenny	6	11	1	2	2	6	1	7	8	0	15	4	2	1	2	26
Carey, Jeff	0	0	0	0	0	0	0	0	1	0	0	0	0	0	0	3
Janisse, Jelani	0	0	0	0	0	0	0	0	0	1	0	0	1	0	0	2
London, Marlon	2	2	0	0	3	4	1	1	2	1	7	4	1	0	1	16
Martin, Chris	0	0	0	0	0	0	0	0	0	0	0	0	0	0	0	1
Johnson, Ashante	1	3	0	0	0	0	1	1	2	2	2	0	0	0	1	5
Totals	29	55	8	17	11	18	9	22	31	23	77	18	19	3	15	200

TOTAL FG%	1st Half: 14-25 .560	2nd Half: 15-30 .500	Game: .527	DEADBALL
3-Pt. FG%	1st Half: 5-9 .556	2nd Half: 3-8 .375	Game: .471	REBOUNDS
F Throw %	1st Half: 4-6 .667	2nd Half: 7-12 .583	Game: .611	2

Officials: Bill Kennedy, Eddie Jackson, Charles Range. Technical fouls: None.  
Attendance: 17,100.

Score by Periods	1st	2nd	Total
Nebraska	31	22	53
Kansas	37	40	77



Venson Hamilton and Nebraska dunked UNLV in the first round of the NIT in Lincoln. The win improved Nebraska's home NIT record to 12-1.

## Nebraska 68, UNLV 55

### March 10, 1999 • at Lincoln, Neb.

### NIT Tournament First Round

Nebraska overcame a slow start and rolled to a 68-55 victory over UNLV in the first round of the NIT in Lincoln. The win gave Nebraska its second consecutive 20-win season and the 11th 20-victory campaign in school history, seven under Danny Nee. UNLV opened the game strong, leading Nebraska 16-8 less than seven minutes into the contest. However, the Huskers responded and took a 31-29 lead into the locker room. NU put the game away early in the second half, opening with a 14-2 run to take a 45-31 lead with 15:25 remaining. The Huskers shot 50 percent for the game, while limiting UNLV to just 37 percent. Cookie Belcher led Nebraska with 17 points and added five rebounds, five assists and five steals. In the process, Belcher broke the Nebraska career steals record, passing Erick Strickland. Venson Hamilton also had a record-breaking night, setting a new career blocked shots record and a new Husker record for games played. Larry Florence added 16 points and nine rebounds for the Huskers.

#### UNLV

Player	tot-fg		3-pt			rebounds					a	toblk	s	min		
	fg	fga	fg	fga	ft	fta	of	de	tot	pf					tp	
Simmons, Kevin, f	1	7	1	3	0	0	2	6	8	0	3	2	2	0	1	27
Marion, Shawn, f	7	17	0	2	4	4	5	3	8	2	18	1	2	0	2	36
Epps, Issiah, c	4	4	0	0	2	4	3	2	5	3	10	0	1	2	2	30
Herod, Desmond, g	3	11	3	10	2	2	1	1	2	4	11	0	2	0	0	31
Dickel, Mark, g	1	2	0	1	0	1	0	1	1	1	2	6	6	0	1	30
Keefe, Brian	1	3	0	2	0	0	0	0	0	1	2	1	2	0	0	10
Stewart, Donovan	1	3	0	1	0	0	1	0	1	0	2	1	0	0	0	10
Richardson, Chris	1	1	0	0	2	2	2	0	2	0	4	0	0	0	0	5

Daniels, Greedy	1	6	0	4	1	2	0	1	1	1	3	1	5	0	5	21
Totals	20	54	4	23	11	15	15	16	31	12	55	12	20	2	11	200


TOTAL FG%	1st Half: 10-26 .385	2nd Half: 10-28 .357	Game: .370	DEADBALL
3-Pt. FG%	1st Half: 4-13 .308	2nd Half: 0-10 .000	Game: .174	REBOUNDS
F Throw %	1st Half: 5-8 .625	2nd Half: 6-7 .857	Game: .733	1

Nebraska

Player	tot-fg		3-pt		rebounds					a	to blk	s	min			
	fg	fga	fg	fga	ft	fta	of de	tot	pf					tp		
Florence, Larry, f	8	14	0	0	0	0	4	5	9	3	16	2	1	0	2	27
Markowski, Andy, f	2	9	0	0	2	3	3	8	11	3	6	4	6	0	2	29
Hamilton, Venson, c	4	11	0	0	1	2	4	1	5	3	9	4	3	4	3	30
Johnson, Chad, g	2	5	0	1	2	2	3	0	3	1	6	3	1	1	0	29
Belcher, Cookie, g	7	10	1	3	2	2	1	4	5	2	17	5	4	0	5	37
Cochran, Cary	0	2	0	2	0	0	0	0	0	0	0	1	3	0	0	7
Holmes, Joe	0	0	0	0	0	0	0	1	1	0	0	0	0	0	0	3
Piatkowski, Troy	3	4	2	3	0	0	0	1	1	1	8	0	1	0	1	21
Truscott, Louis	3	3	0	0	0	1	1	1	2	4	6	1	3	0	0	17
Totals	29	58	3	9	7	10	16	22	38	17	68	20	22	5	13	200

TOTAL FG%	1st Half: 12-28 .429	2nd Half: 17-30 .567	Game: .500	DEADBALL
3-Pt. FG%	1st Half: 3-8 .375	2nd Half: 0-1 .000	Game: .333	REBOUNDS
F Throw %	1st Half: 4-6 .667	2nd Half: 3-4 .750	Game: .700	0

Officials: David Hall, Ron Zetcher, Bobby Hunt. Technical fouls: None.  
Attendance: 6,022.



Andy Markowski was the only Husker to start all 33 games in 1998-99. In his four-year career, Markowski played in 124 games to tie for fifth on the Huskers' games played chart.

Score by Periods	1st	2nd	Total
UNLV	29	26	55
Nebraska	31	37	68

## TCU 101, Nebraska 89

### March 15, 1999 • at Fort Worth, Texas

### NIT Tournament Second Round

The Huskers season came to an end as TCU used a sizzling second-half offensive performance to defeat Nebraska, 101-89, in the NIT second round at Fort Worth. Nebraska held a 43-41 edge at halftime behind Cary Cochran's perfect 4-4 performance from beyond the 3-point line. However, in the second half TCU was nearly perfect, hitting 20-26 field goal attempts and scoring 60 points. Nebraska held a 67-66 lead with 10:06 to play, but TCU went on an 18-4 surge in the next six minutes to take control of the contest and held off a late Husker run to secure the victory. The Horned Frogs were led offensively by forward Marquise Gainous, who poured in 30 points on 12-18 shooting and added nine rebounds and five blocked shots. Lee Nailon added 20 points for the Horned Frogs, who hit 62 percent of their field-goal attempts in the game, the best of the season by an NU opponent. Cochran led the Nebraska offensive charge with a career-high 23 points, including a school record-tying seven 3-pointers in nine attempts. Venson Hamilton ended his career in style, posting his 18th double-double of the season with 19 points and 10 rebounds. Larry Florence added 16 points and Cookie Belcher had 16 points, six steals and four assists. Nebraska finished the season with a 20-13 record.

Nebraska

Player	tot-fg		3-pt		rebounds					a	to blk	s	min			
	fg	fga	fg	fga	ft	fta	of de	tot	pf					tp		
Florence, Larry, f	7	10	0	0	2	3	3	1	4	1	16	4	3	0	1	28
Markowski, Andy, f	2	3	0	0	2	2	2	2	4	3	6	1	2	0	1	25
Hamilton, Venson, c	8	19	0	1	3	5	7	3	10	5	19	1	6	1	2	34
Johnson, Chad, g	2	8	0	1	1	3	1	0	1	2	5	1	0	0	1	29
Belcher, Cookie, g	5	14	2	5	3	3	3	1	4	4	15	4	2	1	6	27
Cochran, Cary	7	10	7	9	2	2	0	1	1	2	23	4	0	0	0	23
Holmes, Joe	0	1	0	0	0	0	0	1	1	1	0	0	1	0	0	6
Piatkowski, Troy	0	5	0	2	0	0	0	1	1	1	0	0	0	0	1	18
Truscott, Louis	2	4	1	1	0	0	1	1	2	1	5	0	0	0	1	10
Totals	33	74	10	19	13	18	17	15	32	20	89	15	15	2	13	200

TOTAL FG%	1st Half: 17-37 .459	2nd Half: 16-37 .432	Game: .446	DEADBALL
3-Pt. FG%	1st Half: 5-9 .556	2nd Half: 5-10 .500	Game: .526	REBOUNDS
F Throw %	1st Half: 4-6 .667	2nd Half: 9-12 .750	Game: .722	1

TCU

Player	tot-fg		3-pt		rebounds					a	to blk	s	min			
	fg	fga	fg	fga	ft	fta	of de	tot	pf					tp		
Gainous, Marquise, f	12	18	0	1	6	7	4	5	9	1	30	0	1	5	3	40
Nailon, Lee, f	7	9	1	2	5	6	0	5	5	4	20	5	1	0	3	28
Fowler, Prince, g	6	10	3	5	2	2	0	2	2	1	17	7	5	2	2	40
Jaksic, Vladimir, g	5	10	3	7	2	2	1	4	5	4	15	7	3	2	2	31
Carroll, Ryan, g	4	8	2	5	1	2	3	3	6	3	11	5	3	0	0	37
Long, Shannon	2	3	0	1	4	8	0	6	6	1	8	2	3	1	2	24
Totals	36	58	9	21	20	27	9	28	37	14	101	26	16	10	12	200

TOTAL FG%	1st Half: 16-32 .500	2nd Half: 20-26 .769	Game: .621	DEADBALL
3-Pt. FG%	1st Half: 3-11 .273	2nd Half: 6-10 .600	Game: .429	REBOUNDS
F Throw %	1st Half: 6-9 .667	2nd Half: 14-18 .778	Game: .741	5

Officials: Dan Chrisman, Eddie Jackson, Bobby Jacobs Technical fouls: None.  
Attendance: 7,166.

Score by Periods	1st	2nd	Total
Nebraska	43	46	89
TCU	41	60	101

# 1999 Nebraska Senior Career Recaps

## Venson Hamilton, 6-10, C, Forest City, N.C., Four Letters

Venson Hamilton capped his Nebraska career with one of the finest seasons in school history in 1998-99. Hamilton's efforts did not go unnoticed as he became one of the most decorated players in Husker history. The 6-10 native of Forest City, N.C., was named the Big 12 Conference Player of the Year, was a first-team All-Big 12 selection, an Associated Press honorable-mention All-American. Hamilton was also named the United States Basketball Writers District 6 Player of the Year, was named to the NABC's All-District 12 squad, *Basketball Times'* All-Midwest Team and was a member of the Big 12's All-Defensive and All-Improved teams.



Hamilton's league player-of-the-year award was the second in school history, joining Andre Smith who won the award in 1981. Hamilton was also Nebraska's first AP honorable-mention All-American since Eric Piatkowski in 1994.

Hamilton averaged 15.7 points and 10.2 rebounds as a senior to become the first Husker to average a double-double in 27 seasons. In conference play, Hamilton was even better, averaging 18.3 points and 11.0 rebounds and recording double-doubles in 12 of 16 league games. Overall, Hamilton had 18 double-doubles as a senior and 46 in his career, both Nebraska records.

Hamilton's name is very prominent in the Nebraska record books. He holds the Nebraska single season (335) and career (1,080) rebounding records, as well as the career blocked shot (241) and games played (129) standards. Overall, he ranks in the top 10 in 11 of 19 career statistical categories and is one of just 21 players in school history to score 1,000 points. Hamilton ranks ninth on the scoring list with 1,416 career points.

Hamilton became just the fourth player all-time among Big 12 schools with 1,000 career points, 1,000 career rebounds and 200 career blocked shots. He joined Kansas' Danny Manning, Oklahoma's Wayman Tisdale and Byron Houston of Oklahoma State in the elite class. Hamilton was a second-round draft pick of the NBA's Houston Rockets.

### Hamilton's Honors

- Big 12 Player of the Year (AP, Coaches)
- USBWA District 6 Player of the Year
- AP Honorable-Mention All-American
- NABC All-District 12 Team
- First-Team All-Big 12 (AP, Coaches)
- *Basketball Times'* All-Midwest Team
- 1998 & 1999 Big 12 All-Defensive Team
- Back-to-Back Big 12 Player of the Week (Jan. 18 and Jan. 25)

### Hamilton's Career Highs

**Points:** 26, vs. Washington State, 11/21/98

**Rebounds:** 18, vs. Old Dominion, 12/30/96

**Assists:** 6, vs. Missouri, 2/6/99

**Steals:** 8, vs. Texas Tech, 3/4/99

**Blocks:** 6, at UMKC, 12/10/96

### Hamilton's Career Statistics

Year	G-GS	FG-FGA	Pct.	FT-FTA	Pct.	Reb.-Avg.	TP-Avg.	MP	A	BS	S
1995-96	32-1	71-130	.546	54-100	.540	161-5.0	196-6.1	467	19	39	20
Big 8	11-1	30-53	.566	18-36	.500	53-4.8	78-7.1	152	3	12	7
1996-97	32-25	124-215	.577	96-148	.649	269-8.4	344-10.8	851	33	56	46
Big 12	16-14	61-114	.535	50-74	.676	116-7.3	172-10.8	468	16	22	23
1997-98	32-30	139-269	.517	80-144	.556	315-9.8	358-11.2	938	58	66	53
Big 12	16-16	64-125	.512	28-54	.519	154-9.6	156-9.8	471	28	29	29
1998-99	33-32	194-388	.500	130-198	.657	335-10.2	518-15.7	1,074	54	80	67
Big 12	16-16	115-213	.540	62-93	.667	176-11.0	292-18.3	545	30	43	28
<b>Totals</b>	<b>129-88</b>	<b>528-1,002</b>	<b>.527</b>	<b>360-590</b>	<b>.610</b>	<b>1,080-8.4</b>	<b>1,416-11.03</b>	<b>3,332</b>	<b>164</b>	<b>241</b>	<b>186</b>
Conference 59-47	270-505	.535	158-257	.615	499-8.5	698-11.8	1,636	77	106	87	

3-Point Shooting: 1995-96 (0-1) 1996-97 (none); 1997-98 (none); 1998-99 (0-1); Totals (0-2, .000).

## Hamilton Adds Jack Moore Award to 1999 Hardware Haul

In addition to earning Big 12 Player of the Year honors and being named an Associated Press Honorable-Mention All-American, Venson Hamilton received the Jack Moore Award, given annually to NU's outstanding men's basketball player. Hamilton adds his name to a prestigious list of Husker players including current NBA players Tyrone Lue, Erick Strickland and Eric Piatkowski. Hamilton is the first center to receive the award since Rich King shared the award as a senior in 1991.

The award is named for late Husker guard Jack Moore, a 5-9 playmaker who set 17 school records in a career that ended in 1982 and culminated with the 1982 Francis Pomeroy-Naismith Award as the nation's best collegiate player under six feet tall. A consensus All-Big Eight performer in 1982, Moore was killed in a plane crash in March of 1984.



Jack Moore

### Jack Moore Award Winners

1984-85	Dave Hoppen	Center
1985-86	Dave Hoppen	Center
	Bernard Day	Forward
1986-87	Brian Carr	Guard
1987-88	Henry T. Buchanan	Guard
1988-89	Eric Johnson	Guard
1989-90	Clifford Scales	Guard
1990-91	Rich King	Center
	Beau Reid	Forward
	Clifford Scales	Guard
1991-92	Jamar Johnson	Guard
1992-93	Eric Piatkowski	Forward
1993-94	Eric Piatkowski	Forward
1994-95	Jaron Boone	Guard
1995-96	Erick Strickland	Guard
1996-97	Tyrone Lue	Guard
1997-98	Tyrone Lue	Guard
1998-99	Venson Hamilton	Center



## Andy Markowski, 6-8, F, Ord, Neb. Four Letters


Andy Markowski finished his Nebraska career in 1999 as one of the top in-state players to go through the Husker program.

Markowski was a two-year starter for Coach Danny Nee and finished his career fifth on Nebraska's career games played list at 124. Markowski was the only Husker to start all 33 games in 1998-99 and finished with 60 career starts. Markowski finished his career with a streak of 96 consecutive games played.

The blue-collar player finished his career with 603 points (4.9 per game) and 568 rebounds (4.6). His rebounding total is just outside the Husker career top 10. As a senior, Markowski averaged 6.4 points and 5.6 rebounds and was second on the team in assists and field-goal percentage.

The Ord, Neb., native was an NU team captain for each of the last two seasons and was second on the team in rebounding in each of his last two seasons. Markowski is also one of the most decorated Husker cagers in the classroom. He was a three-time first-team academic All-Big 12 selection and played his last semester with a degree in hand.

As a Husker, Markowski was also extremely active in the community. He conducted a summer basketball camp in his hometown on an annual basis and played a major role in Nebraska's "Read to Win" program in the fall of 1998. Markowski is currently serving as a graduate assistant coach at the University of South Dakota.



### Markowski's Career Honors

- Nebraska Team Captain (1998, 1999)
- Three-time First-Team Academic All-Big 12 (1997, 1998, 1999)
- Member of four postseason tournament teams, including 1998 NCAA Tournament Team and 1996 NIT Champions

### Markowski's Career Highs

Points: 17, at Texas, 1/21/98

Rebounds: 15, Oklahoma, 1/18/98

Assists: 5, Colorado, 1/11/98, at Iowa State, 1/30/99

Steals: 4, three times

### Markowski's Career Statistics

Season	G-GS	FG-FGA	Pct.	FT-FTA	Pct.	Reb.-Avg.	TP-Avg.	M	A	BS	S
1995-96	28-0	16-51	.314	17-27	.630	52-1.9	49-1.8	206	5	4	6
Big 8	14-0	7-26	.269	9-14	.643	24-1.7	23-1.6	107	1	2	1
1996-97	31-1	54-119	.454	23-50	.460	120-3.9	131-4.2	557	18	7	23
Big 12	16-0	29-58	.500	9-21	.429	58-3.6	67-4.2	274	7	3	13
1997-98	32-26	91-196	.464	30-77	.390	212-6.6	212-6.6	908	52	16	44
Big 12	16-10	41-94	.436	12-34	.353	101-6.3	94-5.9	443	33	6	23
1998-99	33-33	89-178	.500	33-67	.493	184-5.6	211-6.4	875	72	16	42
Big 12	16-16	42-78	.538	13-33	.394	76-4.8	97-6.1	396	43	9	16
Totals	124-60	250-544	.460	103-221	.466	568-4.6	603-4.9	2,546	147	43	115
Conference	62-26	119-256	.465	43-102	.422	259-4.2	281-4.5	1,220	84	20	53

3-Point Shooting: 1995-96 (0-1, .000); 1996-97 (0-0); 1997-98 (0-0); 1998-99 (0-0); Totals (0-1, .000).

## Troy Piatkowski, 6-5, G/F, Rapid City, S.D. Three Letters

Troy Piatkowski finished his Nebraska career as one of the most prolific 3-point shooters in school history.

Piatkowski, a three-year letterman for Nebraska, finished 10th in career 3-pointers at Nebraska with 68 in three seasons. Piatkowski's best season at Nebraska was in his junior year, when he played in all 32 contests and started 11 for the Huskers' NCAA Tournament team. On the year, the left-hander averaged 6.4 points and 2.5 rebounds. He shot 36 percent from 3-point range, including 41 percent in Big 12 play and hit nearly 50 percent of his field goal attempts in conference play. He also ranked fourth on the team with 56 assists as a junior. During that season, Piatkowski scored a career-high 18 points against fifth-ranked Kansas, nearly leading a Husker upset of the Jayhawks. For his efforts as a junior, Piatkowski was named to the Big 12's All-Bench Team.

In his senior season, Piatkowski averaged 4.7 points per game off the Husker bench. He scored a season-high 17 points against Washington State and also had 17 against Texas A&M on Senior Day.

Piatkowski finished his career with 411 points.



### Piatkowski's Career Honors

- Big 12 All-Bench Team (1998)
- Member of three postseason tournament teams, including 1998 NCAA Tournament Team

### Piatkowski's Career Highs

Points: 18, Kansas, 2/1/98

Rebounds: 7, at Iowa State, 2/28/98


Assists: 5, UNC Wilmington, 12/5/97

Steals: 3, four times

### Piatkowski's Career Statistics

Season	G-GS	FG-FGA	Pct.	FT-FTA	Pct.	Reb.-Avg.	TP-Avg.	M	A	BS	S
1996-97	22-1	18-60	.300	9-14	.643	29-1.3	51-2.3	257	17	5	6
Big 12	8-0	9-20	.450	2-4	.500	6-0.8	24-3.0	91	5	0	2
1997-98	32-11	74-164	.451	18-28	.643	80-2.5	204-6.4	734	56	11	21
Big 12	16-0	39-80	.488	8-12	.667	38-2.4	107-6.7	344	24	6	7
1998-99	33-1	57-144	.396	18-26	.692	54-1.6	156-4.7	618	27	3	16
Big 12	16-1	27-68	.397	10-14	.714	22-1.4	70-4.4	282	15	1	7
Totals	87-12	149-368	.405	45-68	.662	163-1.9	411-4.7	1,609	100	19	37
Big 12	40-1	75-168	.446	20-30	.667	66-1.7	201-5.0	722	44	7	16

3-Point Shooting: 1996-97 (6-27, .222); 1997-98 (38-105, .362); 1998-99 (24-87, .276); Totals (68-219, .311).



**THE  
RECORDS**

# Top 60 Career Scorers Since 1948

Player, Seasons	G	FG-FGA	Pct.	FT-FTA	Pct.	Points	Avg.
1. Dave Hoppen, 1983-84-85-86	111	804-1341	.600	559-724	.772	2,167	19.5
2. Eric Piatkowski, 1991-92-93-94	123	676-1436	.471	380-489	.777	1,934 (202)	15.7
3. Jerry Fort, 1973-74-75-76	105	777-1793	.433	328-486	.675	1,882	17.9
4. Andre Smith, 1978-79-80-81	114	673-1148	.586	371-562	.660	1,717	15.1
5. Jaron Boone, 1993-94-95-96	127	575-1327	.433	274-387	.708	1,609 (184)	12.7
6. Erick Strickland, 1993-94-95-96	127	535-1219	.439	337-434	.776	1,586 (179)	12.5
7. Tyronn Lue, 1996-97-98	99	560-1,255	.446	312-396	.788	1,577 (145)	15.9
8. Rich King, 1988-89-90-91	124	564-1000	.564	345-510	.676	1,475 (2)	11.9
9. Venson Hamilton, 1996-97-98-99	129	528-1,002	.527	360-590	.610	1,416	11.0
10. Carl McPipe, 1976-77-78-79	104	546-1126	.485	208-317	.656	1,300	12.5
11. Tom Baack, 1966-67-68	75	526-1138	.462	247-297	.832	1,299	17.3
12. Stuart Lantz, 1966-67-68	75	488-1007	.485	293-395	.742	1,269	16.9
13. Chuck Jura, 1970-71-72	77	500-910	.549	255-427	.597	1,255	16.3
14. Jack Moore, 1979-80-81-82	105	379-830	.457	446-495	.901	1,204	11.5
15. Brian Carr, 1984-85-86-87	123	447-942	.475	230-287	.801	1,182 (58)	9.6
16. Brian Banks, 1976-77-78-79	110	471-986	.478	208-298	.698	1,150	10.5
17. Marvin Stewart, 1969-70-71	66	435-921	.472	268-359	.747	1,138	17.2
18. Clifford Scales, 1988-89-90-91	23	441-902	.489	209-272	.768	1,136 (45)	9.2
Carl Hayes, 1990-91-92	90	439-945	.465	221-360	.614	1,136 (37)	12.6
20. Herschell Turner, 1958-59-60	72	371-898	.413	314-474	.662	1,056	14.7
<b>21. Cookie Belcher, 1997-98-99</b>	<b>97</b>	<b>389-881</b>	<b>.442</b>	<b>160-272</b>	<b>.588</b>	<b>1,036 (98)</b>	<b>10.7</b>
22. Mikki Moore, 1994-95-96-97	114	374-676	.553	235-359	.655	986 (3)	8.6
23. Beau Reid, 1988-89-90-91	102	320-775	.413	250-337	.742	976 (86)	9.6
24. Bob Siegel, 1974-75-76-77	101	405-973	.416	160-232	.690	970	9.6
25. Tom Scantlebury, 1968-69-70	75	369-835	.442	227-303	.749	965	12.9
26. Nate Branch, 1965-66-67	75	367-871	.421	224-320	.700	958	12.8
27. Terrance Badgett, 1993-94-95-96	127	395-764	.517	141-229	.616	953 (22)	7.5
28. Jamar Johnson, 1992-93-94	87	333-723	.461	166-210	.790	927 (95)	10.7
29. Rex Ekwall, 1955-56-57	65	296-690	.429	288-394	.731	880	13.5
30. Bruce Chubick, 1991-92-93-94	119	303-540	.561	264-400	.660	878 (8)	7.4
31. Grant Simmons, 1964-65-66	74	305-709	.430	239-350	.683	849	11.5
32. Dapreis Owens, 1989-90-91-92	117	329-679	.484	187-302	.619	845	7.2
<b>33. Larry Florence, 1997-98-99</b>	<b>93</b>	<b>340-761</b>	<b>.447</b>	<b>151-220</b>	<b>.686</b>	<b>834</b>	<b>9.0</b>
34. Bob Gratopp, 1968-69-70	76	255-608	.419	316-400	.790	826	10.9
35. Jim Buchanan, 1950-51-52	69	345-942	.366	131-203	.645	821	11.9
36. Bill Johnson, 1952-53-54	65	264-652	.405	286-484	.591	814	12.5
Claude Retherford, 1947-48-49	74	318-1090	.292	178-283	.629	814	11.0
38. Bernard Day, 1986-87	63	309-567	.545	184-264	.697	802	12.7
39. Stan Cloudy, 1983-84	62	347-672	.516	81-119	.681	775	12.5
40. Bus Whitehead, 1948-49-50	72	275-831	.331	215-314	.685	765	10.6
41. Fred Seger, 1952-53-54	65	263-724	.363	236-360	.656	762	11.7
42. Larry Cox, 1974-75-76	74	270-432	.625	217-297	.731	757	10.2
43. Daryl Petsch, 1962-63-64	69	315-709	.444	124-197	.629	754	10.9
44. Charlie Jones, 1962-63-64	75	300-731	.410	135-216	.625	735	9.8
45. Leroy Chalk, 1969-70-71	76	291-555	.524	133-197	.675	715	9.4
46. Tom Russell, 1961-62	49	233-444	.525	246-329	.748	712	14.5
47. Derrick Chander, 1992-93	60	297-585	.508	112-196	.571	706	11.8
48. Willard Fagler, 1952-53-54-55	84	227-571	.398	251-373	.673	705	8.4
49. Derrick Vick, 1987-88	63	261-499	.523	181-264	.686	703	11.2
50. Albert Maxey, 1959-60	49	251-684	.367	175-248	.706	677	13.8
51. Harvey Marshall, 1985-86	60	290-623	.465	95-126	.754	675	11.3
52. Gary Reimers, 1956-57-58	69	222-542	.410	223-303	.736	667	9.7
53. Mike Naderer, 1978-79-80-81	113	274-576	.476	109-133	.820	657	5.8
54. Al Nissen, 1970-71-72	77	244-518	.471	163-223	.731	651	8.5
Ray Richardson, 1989-90	60	225-527	.443	96-139	.691	651 (105)	10.9
56. Bernard Garner, 1996-97	63	246-491	.501	133-187	.711	649 (24)	10.3
57. Eric Johnson, 1988-89	63	236-542	.435	138-180	.767	647 (37)	10.3
Greg Downing, 1980-81-82-83	117	270-558	.484	107-141	.759	647	5.5
59. Don Smidt, 1956-57-58	68	232-663	.350	170-276	.616	634	9.3
60. R. van Poelgeest, 1987-88-89-90	108	250-472	.530	125-228	.548	625	5.8

\*Number in parenthesis following point total indicates number of career 3-point goals scored



# Husker Individual Records Since 1948

## Points

### Game

- Overall:** 42, Eric Piatkowski, vs. Oklahoma, at Kansas City, Mo., March 11, 1994 (B8T)
- At Home:** 40, Jerry Fort, vs. Missouri, Feb. 22, 1975; Rich King, vs. Northern Illinois, Feb. 18, 1991
- Away:** 34, Chuck Jura, at Oklahoma State, Jan. 26, 1972; Jerry Fort, at Kansas State, Jan. 17, 1976
- Neutral:** 42, Eric Piatkowski, vs. Oklahoma, at Kansas City, Mo., March 11, 1994 (B8T)
- Half:** 24, Jerry Fort, vs. Missouri, Feb. 22, 1975 (2nd); Dave Hoppen, vs. South Dakota, Dec. 1, 1984 (1st); Tyronn Lue vs. Virginia, Dec. 27, 1997 (2nd)
- Losing Effort:** 38, Tom Russell, vs. Kansas, Feb. 21, 1962
- Freshman:** 30, Tyronn Lue, vs. Oregon, Nov. 25, 1995
- Sophomore:** 33, Fred Hare, at Texas, Dec. 18, 1964; Jerry Fort, vs. Missouri, Feb. 16, 1974
- Junior:** 40, Jerry Fort, vs. Missouri, Feb. 22, 1975
- Senior:** 42, Eric Piatkowski, vs. Oklahoma, at Kansas City, Mo., March 11, 1994 (B8T)
- Two Players:** 65, Eric Piatkowski (42) and Bruce Chubick (23), vs. Oklahoma, at Kansas City, Mo., March 11, 1994 (B8T)
- By Opponent:** 46, Wilt Chamberlain, at Kansas, Feb. 8, 1958; Joe Scott, at Missouri, March 6, 1961; George Stone, Marshall, March 13, 1967 (NIT)
- By Opponent, Half:** 28, Jim McKean, Washington State, Dec. 12, 1966
- By Opponent, Two Players:** 70, George Stone, 46, and Danny D'Antoni, 24, Marshall, March 13, 1967 (NIT)

## Season

- Overall:** 704, Dave Hoppen, 1984-85 (30 games)
- Conference:** 349, Tyronn Lue, 1997-98 (16 games)
- Average:** 23.5, Dave Hoppen, 1984-85 (704 in 30 games)
- Conference Average:** 23.0, Dave Hoppen, 1984-85 (322 in 14 games)
- Freshman:** 445, Dave Hoppen, 1982-83 (32 games)
- Consecutive Double-Figure Scoring Games by a Freshman:** 8, Jerry Fort, Dec. 16, 1972-Jan. 15, 1973 and Feb. 6-March 6, 1973; Dave Hoppen, Feb. 9-March 5, 1983
- Sophomore:** 603, Tyronn Lue, 1996-97 (32 games)
- Junior:** 704, Dave Hoppen, 1984-85 (30 games)
- Senior:** 646, Eric Piatkowski, 1993-94 (31 games)
- 20-Point-or-Better Scoring Games:** 21, Dave Hoppen, 1984-85
- Consecutive 20-Point-or-Better Scoring Games:** 10, Dave Hoppen, 1984-85


## Career

- Overall:** 2,167, Dave Hoppen, 1983-86 (111 games)
- Conference:** 1,055, Jerry Fort, 1973-76 (56 games)
- Average:** 19.5, Dave Hoppen, 1983-86 (2,167 in 111 games)
- Conference Average:** 20.3, Dave Hoppen, 1983-86 (975 in 48 games)
- 20-Point-or-Better Scoring Games:** 56, Dave Hoppen, 1983-86
- Consecutive Games in Double Figures:** 84, Dave Hoppen, March 11, 1983-Feb. 1, 1986

## Field Goals

### Game

- Made:** 16, Marvin Stewart, vs. Nevada-Reno, Dec. 14, 1970 (24 attempts)
- Conference Made:** 15, Jerry Fort, three times
- Attempted:** 34, by several players



*Rich King scored a then-school-record-tying 40 points against Northern Illinois as a senior.*

- No Misses:** 9, Chuck Jura, vs. Iowa, Dec. 5, 1970; Dave Hoppen, vs. Southern Illinois, Nov. 26, 1985; Venson Hamilton vs. Iowa State, Feb. 3, 1996; Mikki Moore at Nevada, March 18, 1997
- No Misses, Conference Game:** 9, Venson Hamilton vs. Iowa State, Feb. 3, 1996
- Consecutive Made (Multiple Games):** 13, Mikki Moore, March 12-21, 1997
- Opponent Made:** 20, George Stone, Marshall, March 13, 1967 (NIT, 38 attempts)
- Opponent Attempts:** 38, George Stone, Marshall, March 13, 1967 (NIT, 20 made)
- Opponent Made, No Misses:** 11, Lanny Van Eman, at Wichita State, Dec. 4, 1961

## Season

- Made:** 270, Dave Hoppen, 1984-85 (418 attempts)
- Conference Made:** 132, Jerry Fort, 1974-75 (294 attempts)
- Attempted:** 547, Tyronn Lue, 1997-98 (240 made)
- Conference Attempted:** 294, Jerry Fort, 1974-75 (132 made)
- Percentage\*:** .672, Larry Cox, 1975-76 (133-198)
- Conference Percentage\*:** .648, Dave Hoppen, 1984-85 (127-196)
- Freshman Percentage:** .563, Mike Naderer, 1977-78 (63-112)
- Consecutive Made:** 13, Mikki Moore, March 12-21, 1997

\*Minimum 5 attempts per team game

## Career

**Made:** 804, Dave Hoppen, 1983-86 (1,341 attempts)  
**Conference Made:** 438, Jerry Fort, 1973-76 (1,018 attempts)  
**Attempted:** 1,793, Jerry Fort, 1973-76 (777 made)  
**Conference Attempted:** 1,018, Jerry Fort, 1973-76 (438 made)  
**Percentage\*:** .625, Larry Cox, 1974-76 (270-432)  
**Conference Percentage\*\*:** .619, Larry Cox, 1974-76 (159-257)  
 \*Minimum 400 attempts; \*\*Minimum 200 attempts

## 3-Point Field Goals (Since 1987)

### Game

**Made:** 7, Chris Cresswell, vs. Texas A&M, Dec. 20, 1991 (10 att.); Cary Cochran, at Texas Christian, March 15, 1999 (9 att.)  
**Conference Made:** 6, Eric Piatkowski, vs. Missouri, Jan. 30, 1991 (9 attempts); Jaron Boone, at Kansas St., March 1, 1995 (19 att.)  
**Attempted:** 12, Jamar Johnson, at Oklahoma, March 7, 1992 (5 made); Jaron Boone, at Missouri, Feb. 22, 1995 (4 made); Tyronn Lue vs. Vanderbilt, Dec. 30, 1997 (4 made)  
**Percentage\*:** .833, Brian Carr, at Southern Illinois, Dec. 10, 1986 (5-6); Ray Richardson, vs. Sam Houston State, Jan. 6, 1990 (5-6); Erick Strickland, vs. Missouri, Jan. 30, 1993 (5-6); Jaron Boone, at Colorado, Feb. 8, 1995 (5-6)  
**Conference Percentage\*:** .833, Erick Strickland, vs. Missouri, Jan. 30, 1993 (5-6); Jaron Boone, at Colorado, Feb. 8, 1995 (5-6)  
**Opponent Made:** 8, Dave Sieger, at Oklahoma, Feb. 21, 1987 (13 attempts); Randy Rutherford, Oklahoma State, Feb. 1, 1995 (14 attempts); Jerald Brown, Texas A&M, Jan. 11, 1997 (10 att.); Eric Martin, at Oklahoma, Jan. 20, 1999 (10 att.)  
**Opponent Attempts:** 17, Dominick Young, at Fresno State, March 22, 1996 (5 made)  
**Opponent Attempts, No Misses:** 6, Craig Michaelis, at Miami (Ohio), Nov. 27, 1989  
 \*Minimum 5 attempts

### Season

**Made:** 78, Tyronn Lue, 1997-98 (209 attempts)  
**Conference Made:** 41, Jaron Boone, 1994-95 (100 attempts)  
**Freshman Made:** 44, Eric Piatkowski, 1990-91 (127 attempts)  
**Attempted:** 209, Tyronn Lue, 1997-98 (78 made)  
**Conference Attempted:** 100, Jaron Boone, 1994-95 (41 made)  
**Percentage\*:** .456, Clifford Scales, 1990-91 (26-57)  
**Conference Percentage\*:** .529, Henry T. Buchanan, 1986-87 (18-34)  
**Freshman Percentage\*:** .398, Cary Cochran, 1998-99 (39-98)  
**Consecutive Games 3-Point Goal Scored:** 24, Jaron Boone, Dec. 7, 1994-March 5, 1995  
 \*Minimum 1.5 attempts per team game

### Career

**Made:** 202, Eric Piatkowski, 1991-94 (564 attempts)  
**Conference Made:** 103, Eric Piatkowski, 1991-94 (280 attempts)  
**Attempted:** 564, Eric Piatkowski, 1991-94 (202 made)  
**Conference Attempted:** 280, Eric Piatkowski, 1991-94 (103 made)  
**Percentage:** .406, Henry T. Buchanan, 1987-88 (67-165)  
**Conference Percentage:** .463, Henry T. Buchanan, 1987-88 (38-82)

## Free Throws

### Game

**Made:** 18, David Ponce, at Creighton, Dec. 4, 1982 (19 attempts)  
**Conference Made:** 16, Tom Russell, vs. Kansas, Feb. 21, 1962 (17 attempts)  
**Attempted:** 21, Rich King, at Wyoming, Jan. 22, 1990 (13 made)  
**Conference Attempted:** 20, Bill Johnson, vs. Missouri, Jan. 21, 1953 (13 made)

**No Misses:** 15, Jack Moore, vs. Oklahoma State, Feb. 10, 1982  
**Opponent Made:** 18, Wilt Chamberlain, at Kansas, Feb. 8, 1958 (23 attempts)  
**Opponent Attempted:** 23, Wilt Chamberlain, at Kansas, Feb. 8, 1958 (18 made)  
**Opponent Made, No Misses:** 15, John Crawford, Iowa State, at Kansas City, Mo., Dec. 29, 1956 (Big Seven Holiday Tournament)

### Season

**Made:** 184, Jack Moore, 1979-80 (211 attempts)  
**Conference Made:** 84, Stuart Lantz, 1967-68 (112 attempts)  
**Attempted:** 212, Bill Johnson, 1953-54 (122 made)  
**Conference Attempted:** 112, Stuart Lantz, 1967-68 (84 made)  
**Percentage\*:** .939, Jack Moore, 1981-82 (123-131)  
**Conference Percentage\*:** .938, Jack Moore, 1981-82 (60-64)  
**Freshman Percentage\*:** .837, Eric Piatkowski, 1990-91 (72-86)  
**Consecutive Made:** 39, Jack Moore, Jan. 27-Feb. 15, 1982  
 \*Minimum 2 attempts per team game

### Career

**Made:** 559, Dave Hoppen, 1983-86 (724 attempts)  
**Conference Made:** 267, Dave Hoppen, 1983-86 (338 attempts)  
**Attempted:** 724, Dave Hoppen, 1983-86 (559 made)  
**Conference Attempted:** 338, Dave Hoppen, 1983-86 (267 made)  
**Percentage\*:** .901, Jack Moore, 1979-82 (446-495)  
**Conference Percentage\*:** .877, Jack Moore, 1979-82 (185-211)  
 \*Minimum 200 attempts

## Rebounds

### Game

**Rebounds:** 26, Bill Johnson, vs. Iowa State, Jan. 4, 1954  
**Half:** 15, Carl McPipe, vs. California-Davis, Dec. 16, 1977 (1st)  
**Two Players:** 39, Leroy Chalk (20) and Chuck Jura (19), vs. Colorado, March 6, 1971  
**Opponent:** 24, Bill Bridges, Kansas, twice; Andy Hopson, at Oklahoma State, Jan. 26, 1974  
**Opponent Two Players:** 39, Dave DeBusschere, 23, and Charlie North, 16, at Detroit, Dec. 17, 1960

### Season

**Overall:** 335, Venson Hamilton, 1998-99 (33 games)  
**Conference:** 176, Venson Hamilton, 1998-99 (16 games)  
**Freshman:** 161, Dave Hoppen, 1982-83 (32 games)  
**Average:** 11.7, Chuck Jura, 1971-72 (305 in 26 games)  
**Conference Average:** 11.4, Chuck Jura, 1971-72 (159 in 14 games)

### Career

**Overall:** 1,080, Venson Hamilton, 1996-99 (129 games)  
**Conference:** 499, Venson Hamilton, 1996-99 (59 games)  
**Average:** 10.4, Rex Ekwall, 1955-57 (679 in 65 games)  
**Conference Average:** 10.5, Leroy Chalk, 1969-71 (442 in 42 games)

## Assists (Since 1974)

### Game

**Assists:** 18, Brian Carr, at Evansville, Jan. 3, 1985  
**Conference\*:** 13, Brian Carr, vs. Missouri, Jan. 28, 1987  
**Half:** 10, Brian Carr, at Evansville, Jan. 3, 1985 (2nd)  
**Opponent:** 18, Tom Kivisto, Kansas, at Kansas City, Mo., Dec. 29, 1973 (Big Eight Holiday Tournament)  
 \*Note: Carr had 14 assists at Kansas in a Big Eight Tournament game, March 5, 1985.

## Season

**Assists:** 237, Brian Carr, 1984-85 (30 games)  
**Conference:** 113, Brian Carr, 1984-85 (14 games)  
**Freshman:** 144, Tyronn Lue, 1995-96 (35 games)  
**Average:** 7.90, Brian Carr, 1984-85 (237 in 30 games)  
**Conference Average:** 8.10, Brian Carr, 1984-85 (113 in 14 games)

## Career

**Assists:** 682, Brian Carr, 1984-87 (123 games)  
**Conference:** 297, Brian Carr, 1984-87 (56 games)  
**Average:** 5.54, Brian Carr, 1984-87 (682 in 123 games)  
**Conference Average:** 5.30, Brian Carr, 1984-87 (297 in 56 games)

## Steals (Since 1978)

### Game

**Steals:** 8, Greg Downing, vs. Missouri-Kansas City, Dec. 8, 1982;  
**Cookie Belcher at Texas Tech, Feb. 20, 1999;** Venson Hamilton  
vs. Texas Tech, March 4, 1999  
**Conference:** 8; **Cookie Belcher at Texas Tech, Feb. 20, 1999**  
**Opponent:** 8, Alvin Robertson, at Arkansas, Jan. 3, 1983; 8,  
Dominick Young, at Fresno State, March 22, 1996; Jose  
Winston, Colorado, Jan. 23, 1999



*Derrick Chandler blocked 144 shots during his two-year career. He holds the NU single-season blocked shots record with 91 rejections in 1991-92.*

## Season

**Steals:** 102, Cookie Belcher, 1998-99 (32 games)  
**Freshman:** 87, Cookie Belcher, 1996-97 (33 games)

## Career

**Steals:** 264; Cookie Belcher, 1997-present (97 games)  
**Conference:** 122, Cookie Belcher, 1997-present (48 games)

## Blocked Shots (Since 1978)

### Game

**Blocks:** 9, Mikki Moore vs. Coppin State, Dec. 6, 1996  
**Conference:** 7; Rich King, at Oklahoma State, Jan. 20, 1990  
**Opponent:** 8, Walter Downing, DePaul, March 28, 1983 (NIT)

## Season

**Blocks:** 91, Derrick Chandler, 1991-92 (29 games)  
**Conference:** 43, Venson Hamilton, 1998-99 (16 games)  
**Freshman:** 39, Venson Hamilton, 1995-96 (32 games)

## Career

**Blocks:** 241, Venson Hamilton, 1996-99 (129 games)  
**Conference:** 106, Venson Hamilton, 1996-99 (59 games)

## Service

### Game

**Minutes Played:** 60, Jack Moore and Andre Smith, vs. Alabama-  
Birmingham, Dec. 22, 1979 (4OT)

## Season

**Games Played:** 35, Terrance Badgett, Bernard Garner, Tyronn  
Lue, Mikki Moore, Erick Strickland, 1995-96  
**Games Started:** 34, Beau Reid, Clifford Scales, 1990-91; Jaron  
Boone, Bernard Garner, Tyronn Lue, Erick Strickland, 1995-96  
**Minutes Played:** 1,155, Dave Hoppen, 1984-85 (30 games)  
**Conference Minutes Played:** 614, Tyronn Lue, 1996-97  
(16 games)  
**Minutes Played Per Game:** 38.5, Dave Hoppen, 1984-85 (1,155  
in 30 games)  
**Conference Minutes Played Per Game:** 39.1, Dave Hoppen,  
1984-85 (548 in 14 games)

## Career

**Games Played:** 129, Venson Hamilton, 1996-99  
**Consecutive Games Played:** 123, Brian Carr, 1984-87  
**Games Started:** 111, Dave Hoppen, 1983-86 (111 games)  
**Consecutive Games Started:** 111, Dave Hoppen, 1983-86  
**Minutes Played:** 3,739, Brian Carr, 1984-87 (123 games)  
**Conference Minutes Played:** 1,672, Brian Carr, 1984-87 (56 games)  
**Minutes Played Per Game, Four-Year Career:** 33.4, Dave  
Hoppen, 1983-86 (3,711 in 111 games)  
**Minutes Played Per Game, Three-Year Career:** 34.5, Andre  
Smith, 1979-81 (2,901 in 84 games; minutes not available for  
Smith's freshman year, 1978)  
**Minutes Played Per Game, Two-Year Career:** 33.3, Stan  
Cloudy, 1983-84 (2,066 in 62 games)  
**Conference Minutes Played Per Game:** 35.5, Tyronn Lue, 1996-98  
(1,633 in 46 games)



# Nebraska Team Game & Season Records

## Points

### Game

**Overall:** 117, vs. Oklahoma (113), at Kansas City, Mo., March 8, 1991 (OT, B8T); vs. Harvard (79), Dec. 1, 1989  
**Conference:** 111, at Oklahoma (99), Jan. 26, 1991; at Oklahoma (115), Feb. 14, 1994 (OT)  
**Home Court:** 117, vs. Harvard (79), Dec. 1, 1989  
**Opponent's Court:** 111, at Oklahoma (99), Jan. 26, 1991; at Oklahoma (115), Feb. 14, 1994 (OT)  
**Neutral Court:** 117, vs. Oklahoma (113), at Kansas City, Mo., March 8, 1991 (OT, B8T)  
**First Half:** 64, vs. Tennessee Tech, Dec. 14, 1990  
**Second Half:** 66, vs. Oklahoma, Feb. 16, 1991  
**Both Teams:** 230, at Oklahoma (133), Nebraska (97), Feb. 21, 1987; Nebraska (117), Oklahoma (113), at Kansas City, Mo., March 8, 1991 (OT, B8T)  
**Losing Effort:** 111, at Oklahoma (115), Feb. 14, 1994 (OT)  
**Margin of Victory:** 74, Nebraska (82), at Crete (8), Jan. 4, 1907  
**Margin of Defeat:** 56, at Kansas (102), Nebraska (46), Feb. 8, 1958  
**Players Scoring in Double Figures:** 8, Tony Farmer (22), Carl Hayes (16), Beau Reid (14), Rich King (12), Jose Ramos (12), Eric Piatkowski (11), Keith Moody (11), Clifford Scales (10) at Oklahoma, Jan. 26, 1991; 8, Erick Strickland (21), Jaron Boone (17), Mikki Moore (12), Chris Sallee (12), Tom Wald (11), Melvin Brooks (10), Terrance Badgett (10), Chester Surlles (10) vs. Appalachian State, Dec. 31, 1994  
**Opponent:** 133, at Oklahoma (NU 97), Feb. 21, 1987  
**Opponent, Half:** 70, at Oklahoma, Feb. 21, 1987 (2nd)

### Season

**Overall:** 2,977, 1990-91 (34 games)  
**Conference:** 1,219, 1993-94 (14 games)  
**Average:** 87.6, 1990-91 (2,977 in 34 games)  
**Conference Average:** 87.1, 1993-94 (1,219 in 14 games)  
**Opponent:** 2,672, 1990-91 (34 games)  
**Opponent, Conference:** 1,297, 1989-90 (14 games)  
**Opponent Average:** 86.1, 1989-90 (2,410 points in 28 games)  
**Opponent Conference Average:** 92.6, 1989-90 (1,297 in 14 games)  
**NU 100-Point Games:** 7, 1990-91  
**Opponent 100-Point Games:** 6, 1989-90

## Field Goals

### Game

**Made:** 51, vs. Nevada-Reno, Dec. 14, 1970 (81 attempts)  
**Conference Made:** 44, vs. Missouri, Jan. 28, 1967 (86 attempts)  
**Attempted:** 97, vs. Fullerton State, Dec. 4, 1967 (41 made)  
**Conference Attempted:** 83, vs. Oklahoma, Jan. 25, 1992 (28 made)  
**Percentage:** .750, vs. Nebraska-Omaha, Jan. 25, 1988 (42-56)  
**Conference Percentage:** .679, at Kansas, Feb. 5, 1980 (19-28)  
**Half Percentage:** .840, vs. Nebraska-Omaha, Jan. 25, 1988 (1st, 21-25)  
**Conference Half Percentage:** .833, vs. Iowa State, Feb. 21, 1985 (15-18, 2nd)  
**Opponent Made:** 50, at Oklahoma, Feb. 21, 1987 (88 attempts)  
**Opponent Attempted:** 91, three times, most recently at Southern Utah, Nov. 30, 1991 (39 made)  
**Opponent Percentage:** .771, Kansas State, at Lincoln, Neb., Feb. 3, 1982 (27-35)  
**Opponent Half Percentage:** .857, Kansas State, at Lincoln, Neb., Feb. 3, 1982 (12-14, 1st)

## Season

**Made:** 1,081, 1990-91 (2,185 attempts)  
**Conference Made:** 439, 1997-98 (976 attempts)  
**Attempted:** 2,185, 1990-91 (1,081 made)  
**Conference Attempted:** 976, 1997-98 (439 made)  
**Percentage:** .514, 1983-84 (786-1,529)  
**Conference Percentage:** .511, 1982-83 (346-677)  
**Opponent Percentage:** .521, 1979-80 (856-1,644)  
**Opponent Conference Percentage:** .530, 1979-80 (366-694)

## 3-Point Field Goals

### Game

**Made:** 14, at Oklahoma, March 7, 1992 (36 attempts)  
**Attempted:** 36, at Oklahoma, March 7, 1992 (14 made)  
**Percentage\*:** .667, vs. Chicago State, Jan. 16, 1990 (8-12); vs. Western Illinois, Nov. 19, 1997 (10-15)  
**Conference Percentage\*:** .600, at Oklahoma, Feb. 21, 1987 (8-13); vs. Kansas State, Feb. 3, 1990 (6-10)  
**Opponent Made:** 17, at Oklahoma, Feb. 21, 1987 (27 attempts)  
**Opponent Attempted:** 37; Baylor, Feb. 14, 1998 (9 made)  
**Opponent Percentage\*:** .765, at Kansas State, Jan. 10, 1987 (13-17)  
*\*Minimum 10 attempts*

## Season

**Made:** 194, 1993-94 (564 attempts)  
**Conference Made:** 97, 1993-94 (275 attempts)  
**Attempted:** 564, 1993-94 (194 made)  
**Conference Attempted:** 275, 1993-94 (97 made)  
**Percentage:** .369, 1986-87 (120-325)  
**Conference Percentage:** .413, 1986-87 (52-126)  
**Opponent Percentage:** .423, 1986-87 (143-338)  
**Opponent Conference Percentage:** .500, 1986-87 (59-118)

## Free Throws

### Game

**Made:** 43, vs. Texas, Jan. 3, 1996 (59 att.)  
**Attempted:** 60, vs. Kansas State, Jan. 11, 1954 (36 made)  
**No Misses:** 17, at Oklahoma State, Jan. 31, 1979  
**No Misses, Half:** 17, vs. Oklahoma, at Kansas City, Mo., March 8, 1991 (1st, B8T)  
**Consecutive Made:** 25 vs. Oklahoma, at Kansas City, Mo., Dec. 28, 1967  
**Opponent Made:** 44, Oklahoma State, at Lincoln, Neb., Feb. 14, 1990 (52 attempts)  
**Opponent Attempted:** 52, Oklahoma State, at Lincoln, Neb., Feb. 14, 1990 (44 made)  
**Opponent No Misses:** 16, at Kansas State, Jan. 26, 1980

## Season

**Made:** 690, 1990-91 (981 attempts)  
**Conference Made:** 301, 1990-91 (417 attempts)  
**Attempted:** 981, 1990-91 (690 made)  
**Conference Attempted:** 417, 1990-91 (301 made)  
**Percentage:** .765, 1967-68 (504-659)  
**Conference Percentage:** .782, 258-330, 1993-94 (258-330)  
**Consecutive Made:** 34, 1985-86 (last 13 at Oklahoma, Jan. 29; first 21 at Colorado, Feb. 1)  
**Opponent Percentage:** .750, 1979-80 (389-519)  
**Opponent Conference Percentage:** .800, 1979-80 (179-212)

## Rebounds

### Game

Rebounds: 77, vs. Kansas State, Feb. 18, 1957  
Opponent: 77, at Kansas, Feb. 23, 1957

### Season

Rebounds: 1,454, 1990-91 (34 games)  
Conference: 655, 1959-60 (14 games)  
Average: 48.8, 1959-60 (1,170 in 24 games)  
Conference Average: 46.8, 1959-60 (655 in 14 games)  
Highest Margin: +6.6, 1990-91 (42.8-36.2)  
Highest Rebound Percentage: .542, 1990-91 (1,454-1,230)  
Opponent Average: 49.6, 1959-60 (1,191 in 24 games)

## Assists (Since 1974)

### Game

Assists: 36, vs. Montana State, Dec. 23, 1977  
Conference: 31, vs. Iowa State, Feb. 4, 1973  
Opponent: 36, at Oklahoma, Feb. 21, 1987

### Season

Assists: 696, 1990-91 (34 games)  
Conference: 289, 1984-85 (14 games)  
Average: 20.5, 1984-85 (615 in 30 games)  
Conference Average: 20.6, 1984-85 (289 in 14 games)  
Opponent: 579, 1990-91 (34 games)  
Opponent Conference: 309, 1989-90 (14 games)

## Turnovers (Since 1978)

### Game

Fewest: 4, vs. Pacific (Calif.), at Las Cruces, N.M., Dec. 19, 1975;  
vs. Kansas State, Feb. 3, 1982; vs. Oklahoma, Feb. 2, 1983  
Most: 30, at Iowa State, Jan. 20, 1988; at Ohio State, Dec.  
14, 1988; vs. Texas, Jan. 3, 1996  
Fewest by Opponent: 4, at Evansville, Jan. 3, 1985; by Western  
Kentucky, March 14, 1986 (NCAA Tournament)  
Most by Opponent: 35, Denver, at Lincoln, Neb., Nov. 26, 1982

### Season

Fewest: 302, 1981-82 (28 games)  
Fewest Conference: 132, 1981-82 (14 games)  
Most: 627, 1995-96 (35 games)  
Most Conference: 294, 1991-92 (14 games)  
Fewest Per Game: 10.8, 1981-82 (302 in 29 games)  
Most Per Game: 18.5, 1987-88 (575 in 31 games)  
Fewest Opponent: 363, 1985-86 (30 games)  
Fewest Opponent Conference: 168, 1984-85 (14 games)  
Most Opponent: 618, 1990-91 (34 games)  
Most Opponent Conference: 291, 1998-99 (16 games)

## Blocked Shots (Since 1978)

### Game

Most: 15, vs. Coppin State, Dec. 6, 1996  
Conference: 11, vs. Kansas State, Jan. 12, 1995  
Opponent: 13, vs. Kansas State, Jan. 15, 1997

### Season

Most: 202, 1996-97 (33 games)  
Conference: 85, 1996-97 (16 games)  
Opponent: 141, 1996-97 (33 games)  
Opponent Conference: 88, 1996-97 (16 games)

## Steals (Since 1978)

### Game

Steals: 23, vs. Texas Tech, March 4, 1999  
Conference: 21, vs. Texas, Jan. 10, 1999  
Opponent: 20, at Oklahoma, Jan. 14, 1993

### Season

Steals: 359, 1998-99 (33 games)  
Conference: 166, 1998-99 (16 games)  
Opponent: 327, 1995-96 (35 games)  
Opponent Conference: 165, 1991-92 (14 games)

## Games

### Season

Played: 35, 1995-96 (21-14)  
Victories: 26, 1990-91 (8 losses)  
Conference Victories: 12, 1915-16 (12-0); 1965-66 (12-2)  
Home Victories: 17, 1982-83 (1 loss)  
Road Victories: 12, 1990-91 (7 losses)  
Percentage: .933, 1911-12 (14-1)  
Conference Percentage: 1.000, 1911-12 (8-0); 1912-13 (10-0);  
1913-14 (7-0); 1915-16 (12-0)  
Losses: 19, 1962-63 (6 wins)  
Conference Losses: 13, 1962-63 (1 win)  
Home Losses: 9, 1931-32 (1 win); 1962-63 (4 wins)  
Road Losses: 13, 1951-52 (0 wins); 1963-64 (1 win)  
Overtimes: 4, 1955-56 (won 3), 1979-80 (won 3), 1986-87 (won 4),  
1996-97 (won 2)  
Overtimes, Game: 4, Nebraska 92, Alabama-Birmingham 84,  
at Lincoln, Neb., Dec. 22, 1979

## Win/Loss Streaks

### Nebraska Double-Figure Winning Streaks

Season	Win Streak	Date Started	Date Ended
1. 1990-91	14 games	11-28-90	1-22-91
1911-12/12-13	14 games	1-27-12	1-25-13
3. 1919-20/20-21	13 games	2-6-20	1-3-21
1897-98/1900-01	13 games	2-22-98	1901*
5. 1912-13	12 games	1-31-13	3-12-13
6. 1993-94	11 games	12-3-93	1-19-94
1905-06/06-07	11 games	2-25-06	2-15-07
8. 1994-95	10 games	11-27-94	1-4-95
1977-78	10 games	12-2-77	12-29-77

**Consecutive Conference Victories:** 29, all eight in 1911-12, all 10 in 1912-13, all seven in 1913-14, first four in 1914-15 (ended at Kansas, 43-18, Jan. 22, 1915)

**Consecutive Home Victories:** 20, all 11 games in 1965-66, first nine games in 1966-67 (ended by Kansas, 64-57, March 4, 1967)

**Consecutive Home Conference Victories:** 15, all four games in 1911-12, all five games in 1912-13, all four games in 1913-14, first two games in 1914-15 (ended by Drake, 20-19, Feb. 19, 1915)

**Consecutive Losses:** 13, final 6 games of 1931-32, first seven games of 1932-33 (ended vs. Kansas State, 31-25, Jan. 14, 1933)

**Consecutive Conference Losses:** 12, last six in 1943-44, first six in 1944-45 (ended vs. Kansas, 59-45, Feb. 10, 1945)

**Consecutive Home Losses:** 7, games five through 11 in 1962-63 (ended vs. Oklahoma State, 49-48, Feb. 25, 1963)

**Consecutive Home Conference Losses:** 9, last four games of 1961-62, first five of games of 1962-63 (ended vs. Oklahoma State, 49-48, Feb. 25, 1963)

# Single-Season Individual Leaders

## Points Scored

1. Dave Hoppen (1985) .....	704
2. Tyronn Lue (1998) .....	678
3. Eric Piatkowski (1994) .....	646
4. Tyronn Lue (1997) .....	603
5. Andre Smith (1980) .....	600
6. Dave Hoppen (1984) .....	598
7. Jaron Boone (1995) .....	559
8. Marvin Stewart (1971) .....	556
9. Chuck Jura (1972) .....	551
10. Rich King (1991) .....	526

## Scoring Average

(Minimum 400 points)

	<u>G</u>	<u>Pts.</u>	<u>Avg.</u>
1. Dave Hoppen (1985) .....	30	704	23.5
2. Eric Piatkowski (1994) .....	30	646	21.5
3. Marvin Stewart (1971) .....	26	556	21.4
4. Chuck Jura (1972) .....	26	551	21.2
5. Tyronn Lue (1998) .....	32	678	21.2
6. Jerry Fort (1975) .....	26	525	20.2
7. Dave Hoppen (1984) .....	30	598	19.9
8. Andre Smith (1980) .....	31	600	19.4
9. Stuart Lantz (1968) .....	25	482	19.3
10. Stuart Lantz (1967) .....	25	481	19.2

Note: Dave Hoppen averaged 22.1 points per game in 1986, but played in 19 games, less than three-fourths of his team's 30 games.

## Field Goals Made

1. Dave Hoppen (1985) .....	270
2. Tyronn Lue (1998) .....	240
3. Andre Smith (1980) .....	237
4. Eric Piatkowski (1994) .....	226
5. Chuck Jura (1972) .....	220
Dave Hoppen (1984) .....	220
7. Jerry Fort (1975) .....	218
8. Marvin Stewart (1971) .....	215
Tyronn Lue (1997) .....	215
10. Jerry Fort (1974) .....	207

## Field Goals Attempted

1. Tyronn Lue (1998) .....	547
2. Jerry Fort (1975) .....	508
3. Jim Buchanan (1952) .....	484
Jerry Fort (1974) .....	484
5. Tyronn Lue (1997) .....	476
6. Eric Piatkowski (1994) .....	456
7. Jaron Boone (1995) .....	455
8. Jerry Fort (1976) .....	452
9. Marvin Stewart (1971) .....	426
10. Dave Hoppen (1985) .....	418

## Field Goal Percentage

(Minimum 5 att. per team game)

	<u>FG-FGA</u>	<u>Pct.</u>
1. Larry Cox (1976) .....	133-198	.672
2. Dave Hoppen (1985) .....	270-418	.646
3. Dave Hoppen (1986) .....	151-245	.616
4. Andre Smith (1980) .....	237-388	.611

5. Dave Hoppen (1984) .....	220-367	.599
6. Chuck Jura (1971) .....	181-306	.592
7. Pete Manning (1988) .....	111-188	.590
8. Andre Smith (1981) .....	185-314	.5892
9. Larry Cox (1975) .....	93-158	.5886
10. Mikki Moore (1997) .....	144-247	.583

## 3-Point Field Goals Made

1. Tyronn Lue (1998) .....	78
2. Jaron Boone (1995) .....	70
3. Eric Piatkowski (1994) .....	63
4. Chris Cresswell (1992) .....	59
Jaron Boone (1996) .....	59
6. Brian Carr (1987) .....	58
7. Ray Richardson (1989) .....	57
8. Erick Strickland (1995) .....	54
9. Erick Strickland (1996) .....	52
10. Ray Richardson (1990) .....	48
Eric Piatkowski (1993) .....	48

## 3-Point Field Goals Attempted

1. Tyronn Lue (1998) .....	209
2. Jaron Boone (1995) .....	182
3. Eric Piatkowski (1994) .....	172
4. Jaron Boone (1996) .....	167
5. Erick Strickland (1995) .....	160
6. Brian Carr (1987) .....	157
7. Erick Strickland (1996) .....	148
8. Chris Cresswell (1992) .....	147
9. Ray Richardson (1989) .....	145
10. Tyronn Lue (1997) .....	137

## 3-Point Percentage

(Minimum 25 made)

	<u>3FG-Att.</u>	<u>Pct.</u>
1. Clifford Scales (1991) .....	26-57	.456
2. Henry T. Buchanan (1987) .....	28-62	.452
3. Jamar Johnson (1992) .....	39-95	.411
4. Chris Cresswell (1992) .....	59-147	.401
5. Cary Cochran (1999) .....	39-98	.398
6. Cookie Belcher (1997) .....	30-76	.395
7. Ray Richardson (1989) .....	57-145	.393
8. Beau Reid (1988) .....	26-67	.388
9. Jaron Boone (1995) .....	70-182	.385
10. Chris Cresswell (1990) .....	37-97	.381

## Free Throws Made

1. Jack Moore (1980) .....	184
2. Dave Hoppen (1985) .....	164
3. Dave Hoppen (1984) .....	158
4. Bob Gratopp (1969) .....	141
5. Tom Russell (1962) .....	140
6. Tony Farmer (1991) .....	137
7. Herschell Turner (1959) .....	136
Stuart Lantz (1968) .....	136
9. Eric Piatkowski (1994) .....	131
10. Venson Hamilton (1999) .....	130



## Free Throws Attempted

1. Bill Johnson (1954) .....	212
2. Jack Moore (1980) .....	211
3. Dave Hoppen (1985) .....	210
4. Dave Hoppen (1984) .....	208
5. Venson Hamilton (1999) .....	198
6. Tony Farmer (1991) .....	197
7. Andre Smith (1980) .....	189
8. Herschell Turner (1959) .....	183
9. Tom Russell (1962) .....	182
Stuart Lantz (1968) .....	182

## Free Throw Percentage

(Minimum 2 att. per team game)

	<u>FT-FTA</u>	<u>Pct.</u>
1. Jack Moore (1982) .....	123-131	.939
2. Jack Moore (1981) .....	118-128	.922
3. Jack Moore (1980) .....	184-211	.872
4. David Ponce (1984) .....	67-77	.870
5. Kent Reckewey (1973) .....	35-41	.854
6. Tom Baack (1966) .....	92-108	.852
7. Brian Carr (1986) .....	79-93	.849
8. Jeff Rekeweg (1988) .....	74-88	.841
Jamar Johnson (1992) .....	53-63	.841
10. Clifford Scales (1990) .....	84-100	.840

## Rebounds

1. Venson Hamilton (1999) .....	335
2. Venson Hamilton (1998) .....	315
3. Chuck Jura (1972) .....	305
4. Leroy Chalk (1971) .....	290
5. Rich King (1991) .....	274
6. Venson Hamilton (1997) .....	269
7. Dave Hoppen (1985) .....	258
8. Leroy Chalk (1969) .....	257
9. Derrick Chandler (1993) .....	252
10. Andre Smith (1980) .....	251
Tony Farmer (1991) .....	251

## Rebound Average

(Minimum 175 rebounds)

	<u>G</u>	<u>Reb.</u>	<u>Avg.</u>
1. Chuck Jura (1972) .....	26	305	11.7
2. Rex Ekwall (1955) .....	21	241	11.5
3. Bill Johnson (1954) .....	21	236	11.2
4. Leroy Chalk (1971) .....	26	290	11.1
5. Rex Ekwall (1956) .....	21	224	10.7
6. Venson Hamilton (1999) .....	33	335	10.2
7. Leroy Chalk (1969) .....	26	257	9.9
8. Venson Hamilton (1998) .....	32	315	9.8
Leroy Chalk (1970) .....	24	235	9.8
Herschell Turner (1959) .....	25	244	9.8

## Assists

1. Brian Carr (1985) .....	237
2. Brian Carr (1986) .....	201
3. Brian Carr (1987) .....	166
4. Tyronn Lue (1998) .....	152
5. Jack Moore (1980) .....	145
6. Tyronn Lue (1996) .....	144
7. Cookie Belcher (1999) .....	138

8. Tyronn Lue (1997) .....	136
9. Eric Johnson (1989) .....	135
Beau Reid (1989) .....	135

## Assists Per Game

(Minimum 100 Assists)

	<u>G</u>	<u>Assists</u>	<u>APG</u>
1. Brian Carr (1985) .....	30	237	7.90
2. Brian Carr (1986) .....	30	201	6.70
3. Brian Carr (1987) .....	33	166	5.03
4. Tyronn Lue (1998) .....	32	152	4.75
5. Jack Moore (1980) .....	31	145	4.68
6. Jamar Johnson (1992) .....	28	130	4.64
7. Jamar Johnson (1994) .....	28	123	4.39
8. Cookie Belcher (1999) .....	32	138	4.31
9. Erick Strickland (1995) .....	31	133	4.29
10. Tyronn Lue (1997) .....	32	136	4.25

## Steals

1. Cookie Belcher (1999) .....	102
2. Erick Strickland (1995) .....	89
3. Cookie Belcher (1997) .....	87
4. Cookie Belcher (1998) .....	75
5. Eric Johnson (1989) .....	68
6. Brian Carr (1987) .....	67
Venson Hamilton (1999) .....	67
8. Clifford Scales (1991) .....	64
9. Tyronn Lue (1998) .....	63
10. Erick Strickland (1996) .....	61

## Blocked Shots

1. Derrick Chandler (1992) .....	91
2. Mikki Moore (1997) .....	88
3. Venson Hamilton (1999) .....	80
4. Mikki Moore (1996) .....	71
5. Rich King (1991) .....	68
6. Mikki Moore (1995) .....	67
7. Venson Hamilton (1998) .....	66
8. Venson Hamilton (1997) .....	56
9. Derrick Chandler (1993) .....	53
10. Rich King (1989) .....	50

## Minutes Played

1. Dave Hoppen (1985) .....	1,155
2. Tyronn Lue (1997) .....	1,150
3. Tyronn Lue (1998) .....	1,149
4. Jack Moore (1980) .....	1,143
5. Andre Smith (1980) .....	1,141
6. Brian Carr (1985) .....	1,120
7. Jaron Boone (1996) .....	1,105
8. Erick Strickland (1996) .....	1,087
9. Venson Hamilton (1999) .....	1,074
10. Brian Carr (1987) .....	1,065

# Husker Career Leaders

## Points

1. Dave Hoppen (1983-86) .....	2,167
2. Eric Piatkowski (1991-94) .....	1,934
3. Jerry Fort (1973-76) .....	1,882
4. Andre Smith (1978-81) .....	1,717
5. Jaron Boone (1993-96) .....	1,609
6. Erick Strickland (1993-96) .....	1,586
7. Tyronn Lue (1996-98) .....	1,577
8. Rich King (1988-91) .....	1,475
9. Venson Hamilton (1996-99) .....	1,416
10. Carl McPipe (1976-79) .....	1,300
11. Tom Baack (1966-68) .....	1,299
12. Stuart Lantz (1966-68) .....	1,269
13. Chuck Jura (1970-72) .....	1,255
14. Jack Moore (1979-82) .....	1,204
15. Brian Carr (1984-87) .....	1,182
16. Brian Banks (1976-79) .....	1,150
17. Marvin Stewart (1969-71) .....	1,138
18. Clifford Scales (1988-91) .....	1,136
Carl Hayes (1990-92) .....	1,136
20. Herschell Turner (1958-60) .....	1,056
21. Cookie Belcher (1997-present) .....	1,036

## Scoring Average

(Minimum 675 Points)

	<u>G</u>	<u>PTS</u>	<u>AVG</u>
1. Dave Hoppen (1983-86) .....	111	2,167	19.5
2. Jerry Fort (1973-76) .....	105	1,882	17.9
3. Tom Baack (1966-68) .....	75	1,299	17.3
4. Marvin Stewart (1969-71) .....	75	1,138	17.2
5. Stuart Lantz (1969-71) .....	75	1,269	16.9
6. Chuck Jura (1970-72) .....	77	1,255	16.3
7. Tyronn Lue (1996-98) .....	99	1,577	15.9
8. Eric Piatkowski (1991-94) .....	123	1,934	15.7
9. Andre Smith (1978-81) .....	114	1,717	15.1
10. Herschell Turner (1958-60) .....	72	1,056	14.7

## Field Goals Made

1. Dave Hoppen (1983-86) .....	804
2. Jerry Fort (1973-76) .....	777
3. Eric Piatkowski (1991-94) .....	676
4. Andre Smith (1978-81) .....	673
5. Jaron Boone (1993-96) .....	575
6. Rich King (1988-91) .....	564
7. Tyronn Lue (1996-98) .....	560
8. Carl McPipe (1976-79) .....	546
9. Erick Strickland (1993-96) .....	535
10. Venson Hamilton (1996-99) .....	528

## Field Goals Attempted

1. Jerry Fort (1973-76) .....	1,793
2. Eric Piatkowski (1991-94) .....	1,436
3. Dave Hoppen (1983-86) .....	1,341
4. Jaron Boone (1993-96) .....	1,327
5. Tyronn Lue (1996-98) .....	1,255
6. Erick Strickland (1993-96) .....	1,219
7. Andre Smith (1978-81) .....	1,148
8. Tom Baack (1966-68) .....	1,138
9. Carl McPipe (1976-79) .....	1,126
10. Claude Retherford (1947-49) .....	1,090

## Field Goal Percentage (Minimum 400 attempts)

	<u>FG-FGA</u>	<u>Pct.</u>
1. Larry Cox (1974-76) .....	270-432	.625
2. Dave Hoppen (1983-86) .....	804-1,341	.600
3. Andre Smith (1978-81) .....	673-1,148	.586
4. Rich King (1988-91) .....	564-1,000	.564
5. Bruce Chubick (1991-94) .....	303-540	.561
6. Mikki Moore (1994-97) .....	274-676	.553
7. Chuck Jura (1970-72) .....	500-910	.549
Bernard Day (1985-86) .....	309-567	.545
9. Pete Manning (1988-89) .....	242-446	.543
10. Richard van Poelgeest (1987-90) .....	250-472	.530

## 3-Point Field Goals Made

1. Eric Piatkowski (1991-94) .....	202
2. Jaron Boone (1993-96) .....	181
3. Erick Strickland (1993-96) .....	179
4. Tyronn Lue (1996-98) .....	145
5. Ray Richardson (1989-90) .....	105
6. Chris Cresswell (1990-92) .....	103
7. Cookie Belcher (1997-present) .....	98
8. Jamar Johnson (1992-94) .....	95
9. Beau Reid (1988-91) .....	86
10. Troy Piatkowski (1997-99) .....	68

## 3-Point Field Goals Attempted

1. Eric Piatkowski (1991-94) .....	564
2. Erick Strickland (1993-96) .....	512
3. Jaron Boone (1993-96) .....	501
4. Tyronn Lue (1996-98) .....	407
5. Cookie Belcher (1997-present) .....	306
6. Ray Richardson (1989-90) .....	278
7. Jamar Johnson (1992-94) .....	264
8. Chris Cresswell (1990-92) .....	261
9. Beau Reid (1988-91) .....	242
10. Troy Piatkowski (1997-99) .....	219

## 3-Pt. Field Goal Percentage (Minimum 90 attempts)

	<u>3FG</u>	<u>3PA</u>	<u>Pct.</u>
1. Clifford Scales (1988-91) .....	45	110	.409
2. Henry T. Buchanan (1987-88) .....	67	165	.406
3. Cary Cochran (1999-present) .....	39	98	.398
4. Chris Cresswell (1990-92) .....	103	261	.395
5. Ray Richardson (1989-90) .....	105	278	.378
6. Brian Carr (1984-87) .....	58	157	.369
7. Jaron Boone (1993-96) .....	181	501	.361
8. Jamar Johnson (1992-94) .....	95	264	.360
9. Eric Piatkowski (1991-94) .....	202	564	.358
10. Tyronn Lue (1996-98) .....	145	407	.356

## Free Throws Made

1. Dave Hoppen (1983-86) .....	559
2. Jack Moore (1979-82) .....	446
3. Eric Piatkowski (1991-94) .....	380
4. Andre Smith (1978-81) .....	371
5. Venson Hamilton (1996-99) .....	360
6. Rich King (1988-91) .....	345
7. Erick Strickland (1993-96) .....	337
8. Jerry Fort (1973-76) .....	328
9. Bob Gratopp (1968-70) .....	316
10. Herschell Turner (1958-60) .....	314

## Free Throw Attempts

1. Dave Hoppen (1983-86) .....	724
2. Venson Hamilton (1996-99) .....	590
3. Andre Smith (1978-81) .....	562
4. Rich King (1988-91) .....	510
5. Jack Moore (1979-82) .....	495
6. Eric Piatkowski (1991-94) .....	489
7. Jerry Fort (1973-76) .....	486
8. Bill Johnson (1952-54) .....	484
9. Herschell Turner (1958-60) .....	474
10. Erick Strickland (1993-96) .....	434

## Free Throw Percentage

(Minimum 200 Attempts)

	<u>FT-FTA</u>	<u>Pct.</u>
1. Jack Moore (1979-82) .....	446-495	.901
2. Tom Baack (1966-68) .....	247-297	.832
3. Brian Carr (1984-87) .....	230-287	.801
4. Bob Gratopp (1968-70) .....	316-400	.790
Jamar Johnson (1992-94) .....	166-210	.790
6. Tyronn Lue (1996-98) .....	312-396	.788
7. Eric Piatkowski (1991-94) .....	380-489	.777
8. Erick Strickland (1993-96) .....	337-434	.776
9. Dave Hoppen (1983-86) .....	559-724	.772
10. Clifford Scales (1988-91) .....	209-272	.768

## Rebounds (Since 1952)

1. Venson Hamilton (1996-99) .....	1,080
2. Leroy Chalk (1969-71) .....	782
3. Dave Hoppen (1983-86) .....	773
4. Rich King (1988-91) .....	761
5. Andre Smith (1978-81) .....	753
6. Chuck Jura (1970-72) .....	740
7. Carl McPipe (1976-79) .....	723
8. Rex Ekwall (1955-57) .....	679
9. Eric Piatkowski (1991-94) .....	664
10. Mikki Moore (1994-97) .....	661

## Rebound Average

(Minimum 400 Rebounds)

	<u>G</u>	<u>Reb.</u>	<u>Avg.</u>
1. Rex Ekwall (1955-57) .....	65	679	10.4
2. Leroy Chalk (1969-71) .....	76	782	10.3
3. Chuck Jura (1970-72) .....	77	740	9.6
4. Bill Johnson (1952-54) .....	65	569	9.5
5. Tom Russell (1961-62) .....	49	432	8.8
6. Herschell Turner (1958-60) .....	72	626	8.7
7. Venson Hamilton (1996-99) .....	129	1,080	8.4
8. Derrick Chandler (1992-93) .....	60	490	8.2
9. Stuart Lantz (1966-68) .....	75	571	7.6
10. Albert Maxey (1959-60) .....	49	351	7.2
Don Smidt (1956-58) .....	68	488	7.2

## Assists (Since 1974)

1. Brian Carr (1984-87) .....	682
2. Jaron Boone (1993-96) .....	446
3. Tyronn Lue (1996-98) .....	432
4. Erick Strickland (1993-96) .....	414
5. Jack Moore (1979-82) .....	382
6. Jamar Johnson (1992-94) .....	355
7. Clifford Scales (1988-91) .....	354
8. Beau Reid (1988-91) .....	344
9. Cookie Belcher (1997-present) .....	330
10. Eric Piatkowski (1991-94) .....	322

## Steals (Since 1978)

1. Cookie Belcher (1997-present) .....	264
2. Erick Strickland (1993-96) .....	257
3. Venson Hamilton (1996-99) .....	186
4. Clifford Scales (1988-91) .....	177
5. Brian Carr (1984-87) .....	159
6. Tyronn Lue (1996-98) .....	154
7. Jaron Boone (1993-96) .....	131
8. Jack Moore (1979-82) .....	128
Eric Johnson (1988-89) .....	128
10. Jamar Johnson (1992-94) .....	126

## Blocked Shots (Since 1978)

1. Venson Hamilton (1996-99) .....	241
2. Mikki Moore (1994-97) .....	236
3. Rich King (1988-91) .....	183
4. Derrick Chandler (1992-1993) .....	144
5. Carl Hayes (1990-92) .....	70
6. Eric Piatkowski (1991-94) .....	64
Bruce Chubick (1991-94) .....	64
8. Andre Smith (1978-81) .....	61
9. Cookie Belcher (1997-present) .....	58
10. Dave Hoppen (1983-86) .....	55

## Games Played

1. Venson Hamilton (1996-99) .....	129
2. Terrance Badgett (1993-96) .....	127
Jaron Boone (1993-96) .....	127
Erick Strickland (1993-96) .....	127
5. Rich King (1988-91) .....	124
Andy Markowski (1996-99) .....	124
7. Clifford Scales (1988-91) .....	123
Brian Carr (1984-87) .....	123
Eric Piatkowski (1991-94) .....	123
10. Greg Downing (1980-83) .....	117
Dapreis Owens (1989-92) .....	117

## Games Started

1. Dave Hoppen (1983-86) .....	111
2. Jaron Boone (1993-96) .....	102
3. Jerry Fort (1973-76) .....	97
Cookie Belcher (1997-present) .....	97
5. Tyronn Lue (1996-98) .....	96
6. Brian Carr (1984-87) .....	93
7. Clifford Scales (1988-91) .....	92
8. Eric Piatkowski (1991-94) .....	89
9. Venson Hamilton (1996-99) .....	88
10. Mike Naderer (1978-81) .....	87
Mikki Moore (1994-97) .....	87

## Minutes Played

1. Brian Carr (1984-87) .....	3,739
2. Dave Hoppen (1983-86) .....	3,711
3. Jaron Boone (1993-96) .....	3,624
4. Eric Piatkowski (1991-94) .....	3,418
5. Jack Moore (1979-82) .....	3,372
6. Venson Hamilton (1996-99) .....	3,332
7. Clifford Scales (1988-91) .....	3,316
8. Tyronn Lue (1996-98) .....	3,293
9. Erick Strickland (1993-96) .....	3,235
10. Cookie Belcher (1997-present) .....	2,992



# Nebraska Team Season Bests

## Victories

1. 1991 .....	26
2. 1920 .....	22
1978 .....	22
1983 .....	22
5. 1987 .....	21
1996 .....	21
7. 1966 .....	20
1993 .....	20
1994 .....	20
1998 .....	20
1999 .....	20

## Winning Percentage

1. 1912 .....	933 (14-1)
2. 1916 .....	929 (13-1)
3. 1920 .....	917 (22-2)
4. 1913 .....	895 (17-2)
5. 1906 .....	857 (12-2)
6. 1914 .....	833 (15-3)
1921 .....	833 (15-3)
8. 1966 .....	800 (20-5)
9. 1991 .....	765 (26-8)
10. 1978 .....	733 (22-8)

## Losses

1. 1963 .....	19
2. 1964 .....	18
1988 .....	18
1990 .....	18
5. 1932 .....	17
1945 .....	17
1952 .....	17
1960 .....	17
1973 .....	17
10. 1956 .....	16
1962 .....	16
1989 .....	16

## Points Scored

1. 1991 .....	2,977
2. 1996 .....	2,808
3. 1994 .....	2,620
4. 1989 .....	2,535
5. 1995 .....	2,510
6. 1993 .....	2,497
7. 1987 .....	2,472
8. 1997 .....	2,407
9. 1992 .....	2,334
10. 1998 .....	2,290

## Scoring Average

1. 1991 .....	87.6
2. 1994 .....	87.3
3. 1990 .....	80.7
4. 1992 .....	80.5
1993 .....	80.5
6. 1996 .....	80.2
7. 1967 .....	78.9
8. 1995 .....	78.4
9. 1968 .....	78.2
10. 1966 .....	77.2

## Field Goals Made

1. 1991 .....	1,081
2. 1996 .....	1,007
3. 1994 .....	956
4. 1989 .....	936
5. 1993 .....	908
6. 1995 .....	907
7. 1987 .....	904
8. 1997 .....	895
9. 1985 .....	873
10. 1998 .....	867

## Field Goals Attempted

1. 1991 .....	2,185
2. 1996 .....	2,089
3. 1989 .....	1,991
4. 1994 .....	1,978
5. 1993 .....	1,975
6. 1995 .....	1,947
7. 1998 .....	1,938
8. 1987 .....	1,933
9. 1997 .....	1,927
10. 1992 .....	1,826

## Field Goal Percentage

1. 1984 .....	.514
2. 1983 .....	.513
3. 1985 .....	.512
4. 1986 .....	.511
5. 1980 .....	.508
6. 1971 .....	.505
7. 1991 .....	.495
8. 1981 .....	.490
9. 1978 .....	.489
10. 1972 .....	.486

## 3-Point Field Goals Made

1. 1994 .....	194
2. 1992 .....	183
3. 1996 .....	176
4. 1995 .....	173
5. 1993 .....	158
6. 1998 .....	150
7. 1991 .....	125
8. 1989 .....	122
9. 1987 .....	120
10. 1997 .....	113
1999 .....	113

## 3-Point Field Goals Attempted

1. 1994 .....	564
2. 1995 .....	504
3. 1996 .....	494
4. 1992 .....	489
5. 1993 .....	468
6. 1998 .....	436
7. 1999 .....	365
8. 1991 .....	358
9. 1997 .....	349
10. 1989 .....	335

**3-Point Field Goal Percentage**

1. 1992	.374
2. 1987	.369
3. 1989	.364
4. 1988	.358
5. 1996	.356
6. 1990	.351
7. 1991	.349
8. 1994	.344
1998	.344
10. 1995	.343

**Free Throws Made**

1. 1991	690
2. 1996	618
3. 1987	544
4. 1989	541
5. 1969	527
6. 1993	523
1995	523
8. 1994	514
9. 1953	510
10. 1980	507

**Free Throws Attempted**

1. 1991	981
2. 1996	897
3. 1989	808
4. 1953	795
5. 1987	778
6. 1954	772
7. 1995	766
8. 1993	765
9. 1997	752
10. 1992	739
1969	739

**Free Throw Percentage**

1. 1968	.756
2. 1981	.750
3. 1980	.749
4. 1994	.745
5. 1986	.743
6. 1982	.741
7. 1967	.727
8. 1976	.724
9. 1985	.720
10. 1988	.718

**Rebounds**

1. 1991	1,454
2. 1996	1,353
3. 1994	1,320
4. 1992	1,305
5. 1997	1,295
6. 1989	1,292
7. 1993	1,283
8. 1998	1,263
9. 1995	1,209
10. 1960	1,170

**Rebound Average**

1. 1960	48.8
1961	48.8
3. 1962	45.1
4. 1992	45.0
5. 1959	44.9
6. 1963	44.0
7. 1974	43.4
8. 1991	42.8
9. 1964	42.5
10. 1966	42.4

**Assists (Since 1974)**

1. 1991	696
2. 1985	615
3. 1996	608
4. 1989	592
5. 1994	581
6. 1995	572
7. 1986	558
8. 1983	555
9. 1993	540
1992	540

**Fewest Turnovers (Since 1977)**

1. 1982	302
2. 1981	318
3. 1985	339
4. 1986	341
5. 1979	364

**Most Turnovers (Since 1977)**

1. 1996	627
2. 1991	610
3. 1999	597
4. 1997	585
5. 1989	580

**Blocked Shots (Since 1978)**

1. 1997	202
2. 1996	185
3. 1992	169
4. 1991	165
5. 1999	158
6. 1998	156
7. 1995	151
8. 1993	131
9. 1994	117
10. 1990	100

**Steals (Since 1978)**

1. 1999	359
2. 1998	319
3. 1991	315
4. 1995	299
5. 1997	298
6. 1996	292
7. 1988	274
8. 1994	267
9. 1993	262
10. 1987	257

# Husker Season Defensive Records

## Fewest Points Allowed

1. 1950 .....	1,233
2. 1949 .....	1,322
3. 1951 .....	1,345
4. 1948 .....	1,356
5. 1953 .....	1,432
6. 1958 .....	1,478
7. 1959 .....	1,504
8. 1955 .....	1,508
9. 1960 .....	1,516
10. 1957 .....	1,519

## Fewest Points Allowed Per Game

1. 1949 .....	50.8
2. 1950 .....	53.6
3. 1982 .....	55.3
4. 1948 .....	56.5
5. 1951 .....	58.5
6. 1959 .....	60.2
7. 1983 .....	60.9
8. 1977 .....	61.1
9. 1984 .....	61.6
10. 1981 .....	62.0

## Fewest Points Allowed, Game

1. 32 vs. South Dakota, Dec. 3, 1949 (NU 61)
2. 34 vs. Kansas, Jan. 8, 1949 (52)
3. 38 vs. South Dakota, Dec. 16, 1947 (65)  
38 vs. Santa Clara, Dec. 12, 1950 (53)  
38 vs. Kansas, Feb. 11, 1961 (33)
6. 39 at San Jose State, Dec. 29, 1947 (38)  
39 vs. Northwest Missouri State, Dec. 1, 1948 (59)  
39 at Kansas, Feb. 11, 1961 (33)  
39 vs. Northwest Missouri State, Dec. 8, 1949 (58)  
39 vs. Northwest Missouri State, Dec. 4, 1950 (61)  
39 vs. Air Force, Dec. 8, 1962 (43)

## Most Points Allowed

1. 1991 .....	2,977
2. 1996 .....	2,643
3. 1988 .....	2,578
4. 1987 .....	2,454
5. 1994 .....	2,419

## Most Points Allowed Per Game

1. 1990 .....	86.1
2. 1994 .....	80.6
3. 1991 .....	78.2
4. 1989 .....	78.1
5. 1967 .....	77.6

## 100-Point Games Against NU

1. 133 at Oklahoma, Feb. 21, 1987 (NU 97)
2. 119 by Marshall, March 13, 1967 (88, NIT)
3. 117 at Oklahoma, Jan. 13, 1996 (100, 3OT)
4. 115 at Oklahoma, Feb. 14, 1994 (111, OT)
5. 114 at Kansas State, Jan. 10, 1987 (82)  
114 at Iowa State, Jan. 28, 1988 (76)
7. 113 at Oklahoma, March 5, 1988 (93)  
**113 by Oklahoma, March 8, 1991 (117, B8T, OT)**

9. 112 at Houston, Dec. 12, 1969 (82)
10. **\*111 by Missouri, Jan. 13, 1990 (95)**
11. 110 at Kansas, Feb. 26, 1966 (73)
12. 109 at California-Irvine, Nov. 28, 1986 (101)  
109 by Southwestern Louisiana, Dec. 29, 1992 (80)  
109 by Northern Iowa, Dec. 16, 1995 (104)
15. 108 at Kansas State, March 10, 1953 (80)
16. 107 at Missouri, Feb. 10, 1990 (85)  
107 by Oklahoma, March 13, 1992 (85, B8T)
18. 106 at Oklahoma, March 7, 1992 (97)  
**106 by Oregon, Nov. 25, 1995 (114, OT)**
20. 105 at Oklahoma, Jan. 31, 1990 (64)  
105 at Texas, Jan. 21, 1998 (91)
22. 103 at Ohio State, Dec. 14, 1988 (76)  
103 at Oklahoma, March 4, 1989 (76)  
103 vs. Oklahoma State, Feb. 14, 1990 (84)  
103 at Kansas, Jan. 25, 1992 (78)
26. 102 at Kansas, Feb. 8, 1958 (46)  
102 at Wyoming, Dec. 7, 1966 (98)  
102 at Oklahoma, Jan. 14, 1993 (89)  
102 at Texas, Jan. 4, 1995 (74)
30. 101 at Iowa State, Feb. 24, 1990 (85)  
**101 at Southern Utah, Nov. 30, 1992 (106)**  
101 at Michigan State, Dec. 4, 1991 (78)  
101 at Texas Christian, March 15, 1999 (89)
34. 100 by Kansas State, Dec. 26, 1963 (78)  
100 at Kansas, Feb. 17, 1970 (87)  
**100 vs. Pepperdine, Dec. 2, 1989 (104)**

Note: Nebraska is 4-32 when allowing 100 or more points, (wins indicated in bold). \*Most points scored against NU in Lincoln.

## 100-Point Husker Outings

1. 117 vs. Oklahoma (113), March 8, 1991 (B8T, OT)  
117 vs. Harvard (79), Dec. 1, 1989
3. 116 vs. Texas-Arlington (95), Dec. 21, 1992  
116 vs. Nevada-Reno (71), Dec. 14, 1970
5. 114 vs. Oregon (106), Nov. 25, 1995 (OT)
6. 113 vs. Tennessee Tech (92), Dec. 14, 1990  
113 vs. Augustana, S.D. (69), Nov. 26, 1983
8. **\*111 at Oklahoma (115), Feb. 14, 1994 (OT)**  
111 vs. Portland (85), Dec. 4, 1993  
111 at Oklahoma (99), Jan. 26, 1991  
111 vs. Fullerton State (74), Dec. 4, 1967
12. 110 vs. Oklahoma (90), Jan. 27, 1968
13. 108 vs. Colgate (76), Dec. 4, 1992  
108 vs. Appalachian State (71), Dec. 31, 1994
15. 107 vs. St. Louis (79), Nov. 23, 1990
16. 106 vs. Colorado (67), Jan. 8, 1994  
106 at Southern Utah (101), Nov. 30, 1991
18. 105 vs. Oklahoma (88), March 11, 1994 (B8T)  
105 vs. Oklahoma (93), Feb. 16, 1991  
105 vs. Toledo (68), Dec. 8, 1990  
105 vs. Northwest Missouri State (64), Jan. 5, 1987  
105 vs. Eastern Washington (71), Jan. 14, 1984
23. 104 vs. Pepperdine (100), Dec. 2, 1989  
104 vs. Montana State (60), Dec. 23, 1978  
104 vs. Northern Iowa (109), Dec. 16, 1995
26. 102 vs. Iowa State (86), Feb. 12, 1994  
102 vs. Eastern Washington (67), Dec. 21, 1991
28. 101 at Wisconsin (88), Dec. 1, 1965  
101 vs. South Dakota (69), Dec. 1, 1984  
101 at California-Irvine (109), Nov. 28, 1986  
101 vs. Northeastern Illinois (60), Dec. 21, 1994



32. 100 vs. Washington State (75), Dec. 12, 1966
- 100 vs. South Dakota State (83), Nov. 30, 1979
- 100 vs. Illinois (73), Nov. 24, 1990
- 100 vs. Creighton (83), Dec. 10, 1992
- 100 vs. Southern Utah (85), Jan. 5, 1993
- 100 at Colorado (86), Feb. 8, 1995
- 100 at Oklahoma (117), Jan. 13, 1996 (3OT)

**Note:** Nebraska is 34-4 when it has scored 100 or more points  
 \*Most points scored in loss

## Fewest Points By NU, Game

1. 28 at Kansas State (53), March 1, 1949
2. 33 vs. Kansas (38), Feb. 11, 1961
3. 34 vs. Kansas State (48), Dec. 27, 1948
4. 35 vs. Oklahoma State (52), March 16, 1949
5. 36 at Kansas (49), Feb. 11, 1950
- 36 at Kansas State (71), Jan. 12, 1952
7. 38 at San Jose State (39), Dec. 29, 1947
8. 39 at Oklahoma (66), Feb. 10, 1958
- 39 at Oklahoma State (54), Feb. 7, 1959
- 39 vs. Kansas (45), Feb. 23, 1963
- 39 vs. Kansas State (41), March 7, 1984

## Most Points Scored by Both Teams

1. 230 at Oklahoma 133, Nebraska 97, Feb. 21, 1987;  
230 Nebraska 117, Oklahoma 113, March 8, 1991 (B8T, OT)
3. 226 at Oklahoma 115, Nebraska 111, Feb. 14, 1994 (OT)
4. 220 Nebraska 114, Oregon 106, Nov. 25, 1995 (OT)
5. 217 at Oklahoma 117, Nebraska 100, Jan. 13, 1996 (3OT)
6. 213 Northern Iowa 109, Nebraska 104, Dec. 16, 1995
7. 211 at Nebraska 116, Texas-Arlington 95, Dec. 21, 1992
8. 210 Nebraska 111, at Oklahoma 99, Jan. 26, 1991
- 210 at California-Irvine 109, Nebraska 101, Nov. 28, 1986
10. 207 Marshall 119, Nebraska 88, March 13, 1967 (NIT)
- 207 Nebraska 106, at Southern Utah 101, Nov. 30, 1991

## Fewest Points by Both Teams

1. 71 Kansas 38, at Nebraska 33, Feb. 11, 1961
2. 77 at San Jose State 39, Nebraska 38, Dec. 29, 1947



*Jerry Fort was the first player in school history to earn three-straight first-team All-Big Eight awards.*

3. 80 Kansas State 41, at Nebraska 39, March 7, 1984 (B8T)
4. 81 at Kansas State 53, Nebraska 28, March 1, 1949
5. 82 Kansas State 48, Nebraska 34, Dec. 27, 1948 (KC,B7HT)
- 82 at Nebraska 43, Air Force 39, Dec. 8, 1962
7. 84 at Nebraska 43, Kansas 41, Feb. 22, 1958
- 84 Kansas 45, at Nebraska 39, Feb. 23, 1963
9. 85 Nebraska 44, at Iowa State 41, Feb. 19, 1949
- 85 at Kansas 49, Nebraska 36, Feb. 11, 1950

## NU's Largest Victory Margins

	Score	Margin	H/A	Opponent	Season
1.	82-8	74	A	Crete	1906-07
2.	57-3	54	A	Nebraska Wesleyan	1898-99
	57-3	54	H	Doane	1899-1900
4.	62-10	52	H	Morningside	1911-12
	98-46	52	H	Southwest Missouri St.	1982-83
6.	93-43	50	H	Missouri Western State	1982-83
7.	63-14	49	H	Nebraska Wesleyan	1901-02
	91-42	49	H	Sam Houston State	1991-92
9.	88-41	47	H	Delaware State	1995-96
10.	52-7	45	H	Doane	1898-99
	57-12	45	H	Brown College "B"	1905-06
	56-11	45	H	Cotner	1913-14
	116-71	45	H	Nevada-Reno	1970-71

**Note:** NU's largest margin of victory over a conference opponent was 40 vs. Kansas, March 2, 1901 (48-8).

## NU's Largest Victories At Devaney

	Score	Margin	Opponent	Season
1.	98-46	52	Southwest Missouri State	1982-83
2.	93-43	50	Missouri Western State	1982-83
3.	91-42	49	Sam Houston State	1991-92
4.	88-41	47	Delaware State	1995-96
	104-60	44	Montana State	1977-78
	113-69	44	Augustana (S.D.)	1983-84
7.	99-56	43	Northeast Missouri State	1985-86
8.	95-52	42	Delaware State	1994-95
9.	105-64	41	Northwest Missouri State	1986-87
10.	96-55	41	Morehead State	1994-95
11.	101-60	41	Northeastern Illinois	1994-95
12.	86-46	40	Creighton	1981-82
	86-46	40	The Citadel	1992-93
	106-67	39	Colorado	1993-94
15.	97-59	38	Colorado	1988-89
	117-79	38	Harvard	1989-90
17.	94-57	37	Mesa	1982-83
	105-67	37	Toledo	1990-91
19.	108-71	37	Appalachian State	1994-95
	85-48	37	Grambling State	1997-98

## NU's Biggest Loss Margins

	Score	Margin	Opponent	Season
1.	46-102	56	at Kansas	1957-58
2.	29-73	44	at Haskell Institute	1901-02
3.	9-52	43	at Minnesota	1901-02
4.	27-69	42	at Illinois	1942-42
	30-72	42	at Kansas	1945-46
	47-89	42	Colorado (at K.C.)	1954-55
7.	64-105	41	at Oklahoma	1989-90
8.	15-55	40	at DePaul	1943-44
9.	53-93	40	at Oklahoma State	1994-95
10.	4-43	39	at Wisconsin	1907-08
	16-55	39	at Missouri	1921-22
	54-93	39	at Oklahoma State	1964-65

# Annual Statistical Leaders, 1947-1999

## Points Scored

Year	Leader	G	Pts.	PPG
1999	Venson Hamilton	33	518	15.7
1998	Tyronn Lue	32	678	21.2
1997	Tyronn Lue	32	603	18.8
1996	Erick Strickland	35	516	14.7
1995	Jaron Boone	32	559	17.5
1994	Eric Piatkowski	30	646	21.5
1993	Eric Piatkowski	30	502	16.7
1992	Eric Piatkowski	29	414	14.3
1991	Rich King	34	526	15.5
1990	Rich King	28	450	16.1
1989	Beau Reid	32	382	11.9
1988	Derrick Vick	31	348	11.2
1987	Bernard Day	33	410	12.4
1986	Dave Hoppen	19	420	22.1
1985	Dave Hoppen	30	704	23.5
1984	Dave Hoppen	30	598	19.9
1983	Dave Hoppen	32	445	13.9
1982	Jack Moore	27	343	12.7
1981	Andre Smith	26	475	18.3
1980	Andre Smith	31	600	19.4
1979	Andre Smith	27	364	13.5
1978	Carl McPipe	29	445	15.3
1977	Carl McPipe	29	440	15.2

1976	Jerry Fort	27	513	19.0
1975	Jerry Fort	26	525	20.2
1974	Jerry Fort	26	468	18.0
1973	Jerry Fort	26	376	14.5
1972	Chuck Jura	26	551	21.2
1971	Marvin Stewart	26	556	21.4
1970	Tom Scantlebury	25	361	14.4
1969	Marvin Stewart	26	381	14.6
1968	Stuart Lantz	25	482	19.3
1967	Stuart Lantz	25	481	19.2
1966	Tom Baack	25	386	15.4
1965	Fred Hare	25	380	15.2
1964	Charlie Jones	25	322	12.9
1963	Daryl Petsch	25	369	14.8
1962	Tom Russell	25	412	16.5
1961	Tom Russell	24	300	12.5
1960	Herschell Turner	24	382	15.9
1959	Herschell Turner	25	428	17.1
1958	Wilson Fitzpatrick	23	264	11.5
	Gary Reimers	23	264	11.5
1957	Rex Ekwall	23	307	13.3
1956	Rex Ekwall	21	312	14.9
1955	Willard Fagler	21	285	13.6
1954	Bill Johnson	21	382	18.2
1953	Bill Johnson	20	277	13.9
1952	Jim Buchanan	24	400	16.7
1951	Bob Pierce	23	384	16.7
1950	Bus Whitehead	23	360	15.7
1949	Claude Retherford	26	311	12.0
1948	Claude Retherford	24	259	10.8

## Field Goal Percentage


Year	Leader*	G	FG-FGA	Pct.
1999	Larry Florence	33	133-262	.508
1998	Venson Hamilton	32	139-269	.517
1997	Mikki Moore	33	144-247	.583
1996	Mikki Moore	35	118-202	.584
1995	Terrance Badgett	32	106-212	.500
1994	Bruce Chubick	31	121-215	.563
1993	Bruce Chubick	31	90-173	.520
1992	Dapreis Owens	29	116-213	.545
1991	Rich King	34	202-352	.574
1990	Rich King	28	170-305	.557
1989	Richard van Poelgeest	29	103-177	.582
1988	Pete Manning	31	111-188	.590
1987	Derrick Vick	32	131-240	.546
1986	Bernard Day	30	158-280	.564
1985	Dave Hoppen	30	270-418	.646
1984	Dave Hoppen	30	220-367	.599
1983	Greg Downing	31	101-174	.580
1982	Ray Collins	28	111-221	.502
1981	Andre Smith	26	185-314	.589
1980	Andre Smith	31	237-388	.611
1979	Andre Smith	27	146-256	.570
1978	Andre Smith	27	105-190	.553
1977	Carl McPipe	29	183-376	.487
1976	Larry Cox	27	133-198	.672
1975	Larry Cox	26	72-151	.589
1974	Tom Novak	22	62-140	.443
1973	Brendy Lee	26	88-192	.458
1972	Chuck Jura	26	111-181	.613
1971	Chuck Jura	26	181-306	.592
1970	Sam Martin	22	58-116	.500
1969	Leroy Chalk	26	98-182	.538



Erick Strickland, now with the NBA's Dallas Mavericks, led the Huskers in scoring in 1995-96 and is sixth on NU's career scoring chart.

1968	Stuart Lantz	25	173-349	496
1967	Stuart Lantz	25	190-368	516
1966	Grant Simmons	25	131-267	491
1965	Willie Campbell	18	47-111	423
1964	Charlie Jones	25	143-320	447
1963	Ivan Grupe	25	100-210	476
1962	Tom Russell	25	136-243	560
1961	Tom Russell	24	97-201	483
1960	Herschell Turner	24	143-326	439
1959	Wayne Hester	25	68-147	463
1958	Gary Reimers	23	84-203	414
1957	Gary Reimers	23	106-229	463
1956	Rex Ekwall	21	102-237	430
1955	Rex Ekwall	21	88-194	454
1954	Bill Johnson	21	130-301	432
1953	Bill Johnson	20	80-199	422
1952	Jim Buchanan	24	173-484	357
1951	Bob Pierce	23	131-327	401
1950	Jim Buchanan	23	58-159	365
1949	Bus Whitehead	26	99-284	349
1948	Rodney Cox	24	62-180	344

\*Minimum of 5 att. per game while playing in 75% of team's games



Dave Hoppen was the first Nebraska player to have his jersey retired.

## Rebounds


Year	Leader	G	Reb.	RPG
1999	Venson Hamilton	33	335	10.2
1998	Venson Hamilton	32	315	9.8
1997	Venson Hamilton	32	269	8.4
1996	Bernard Garner	35	222	6.3
1995	Mikki Moore	32	198	6.2
1994	Bruce Chubick	31	219	7.3
1993	Derrick Chandler	31	252	8.1
1992	Derrick Chandler	29	238	8.2
1991	Rich King	34	274	8.1
1990	Rich King	28	208	7.4
1989	Pete Manning	33	201	6.1
1988	Derrick Vick	31	162	5.2
1987	Bill Jackman	33	213	6.5
1986	Bernard Day	30	198	6.6
1985	Dave Hoppen	30	258	8.6
1984	Dave Hoppen	30	207	6.9
1983	Claude Renfro	32	175	5.5
1982	Jerry Shoecraft	28	122	4.4
1981	Andre Smith	26	172	6.6
1980	Andre Smith	31	251	8.1
1979	Carl McPipe	26	196	7.5
1978	Carl McPipe	29	228	7.9
1977	Carl McPipe	29	241	8.3
1976	Larry Cox	27	166	6.1
1975	Bob Siegel	26	227	8.7
1974	Brendy Lee	26	197	7.6
1973	Brendy Lee	26	185	7.1
1972	Chuck Jura	26	305	11.7
1971	Leroy Chalk	26	290	11.2
1970	Leroy Chalk	24	235	9.4
1969	Leroy Chalk	26	257	9.9
1968	Stuart Lantz	25	179	7.2
1967	Stuart Lantz	25	193	7.7
1966	Stuart Lantz	25	199	8.0
1965	Fred Hare	25	185	7.4
1964	Charlie Jones	25	171	6.8
1963	Charlie Jones	25	204	8.2
1962	Tom Russell	25	200	8.0
1961	Tom Russell	24	232	9.7
1960	Herschell Turner	24	193	8.0
1959	Herschell Turner	25	244	9.8
1958	Herschell Turner	23	189	8.2
1957	Rex Ekwall	23	214	9.3
1956	Rex Ekwall	21	224	10.7
1955	Rex Ekwall	21	241	11.5
1954	Bill Johnson	21	236	11.2
1953	Bill Johnson	20	188	9.4
1952	Bill Johnson	19*	145	7.6

\*Rebounding statistics missing for five games in 1952, and not available for seasons prior to 1952

## Free Throw Percentage

Year	Leader*	G	FT-FTA	Pct.
1999	Larry Florence	33	73-99	.737
1998	Tyronn Lue	32	120-145	.828
1997	Tyronn Lue	32	126-155	.813
1996	Erick Strickland	35	116-141	.823
1995	Tom Wald	32	80-96	.833
1994	Erick Strickland	30	77-95	.811
1993	Eric Piatkowski	30	98-129	.760
1992	Jamar Johnson	28	53-63	.841
1991	Eric Piatkowski	34	72-86	.837
1990	Clifford Scales	26	84-100	.840





Jamar Johnson was the point guard for three Nebraska NCAA Tournament teams, leading the Huskers in assists each season from 1992-94.

1989	Eric Johnson	32	94-121	.777
1988	Jeff Rekoweg	31	74-88	.841
1987	Brian Carr	33	84-104	.808
1986	Brian Carr	30	79-93	.849
1985	Dave Hoppen	30	164-210	.781
1984	David Ponce	30	67-77	.870
1983	David Ponce	30	85-106	.802
1982	Jack Moore	27	123-131	.939
1981	Jack Moore	27	118-128	.922
1980	Jack Moore	31	184-211	.872
1979	Andre Smith	27	72-110	.655
1978	Brian Banks	30	73-103	.709
1977	Carl McPipe	29	74-108	.685
1976	Larry Cox	27	92-124	.742
1975	Larry Cox	26	78-104	.750
1974	Bob Siegel	26	42-56	.750
1973	Ricky Marsh	26	43-56	.768
1972	Kent Reckewey	19	35-41	.854
1971	Tony Riehl	26	44-58	.759
1970	Leroy Chalk	26	52-63	.825
1969	Tom Scantlebury	25	81-104	.779
1968	Bob Gratopp	26	141-178	.792
1967	Tom Baack	25	82-99	.828
1966	Tom Baack	25	73-90	.811
1965	Tom Baack	25	92-108	.852
1964	Grant Simmons	25	82-121	.678
1963	Coley Webb	24	56-88	.636
1962	Ivan Grupe	25	66-90	.733
1961	Tom Russell	25	140-182	.769
1960	Jim Kowalke	18	46-62	.742
1959	Jan Wall	24	46-62	.742

1958	Jan Wall	18	31-39	.795
1957	Herschell Turner	25	136-183	.743
1956	Gary Reimers	23	96-123	.780
1955	Rex Ekwall	23	95-127	.748
1954	Rex Ekwall	21	108-151	.715
1953	Gary Renzelman	21	53-68	.779
1952	Fred Seger	21	90-139	.647
1951	Gerald Sandbulte	18	35-47	.745
1950	Joe Good	22	52-75	.693
1949	Bob Pierce	23	122-158	.772
1948	Bob Gates	23	37-49	.755
1947	Bus Whitehead	26	75-108	.694
1946	Rodney Cox	24	38-57	.667

\*Minimum of 2 att. per game while playing in 75% of team's games

### 3-Point Percentage

Year	Leader*	G	3FG-Att.	Pct.
1999	Cary Cochran	32	39-98	.398
1998	Tyronn Lue	32	78-209	.373
1997	Cookie Belcher	33	30-76	.395
1996	Jaron Boone	34	59-167	.353
1995	Jaron Boone	32	70-182	.385
1994	Jaron Boone	30	35-95	.368
1993	Eric Piatkowski	30	48-129	.372
1992	Jamar Johnson	28	39-95	.411
1991	Clifford Scales	34	26-57	.456
1990	Chris Cresswell	26	37-97	.381
1989	Ray Richardson	32	57-145	.393
1988	Beau Reid	28	26-67	.388
1987	Henry T. Buchanan	33	28-62	.452

\*Minimum of 1.5 att. per game while playing in 75% of team's games

### Assists

Year	Leader	G	No.	Avg.
1999	Cookie Belcher	32	138	4.3
1998	Tyronn Lue	32	152	4.8
1997	Tyronn Lue	32	136	4.3
1996	Tyronn Lue	35	144	4.1
1995	Erick Strickland	31	133	4.3
1994	Jamar Johnson	28	123	4.4
1993	Jamar Johnson	28	102	3.3
1992	Jamar Johnson	28	130	4.6
1991	Beau Reid	34	130	3.8



Jack Moore (14) led NU in minutes played for three straight seasons and teammate Andre Smith (40) led NU in scoring in 1979, 1980 and 1981.


1990	Clifford Scales	26	110	4.2
1989	Eric Johnson/Beau Reid	32	135	4.2
1988	Eric Johnson	31	112	3.6
1987	Brian Carr	33	166	5.0
1986	Brian Carr	30	201	6.7
1985	Brian Carr	30	237	7.9
1984	David Ponce	30	124	4.1
1983	Stan Cloudy	28	106	3.3
1982	Jack Moore	27	109	4.0
1981	Jack Moore	27	108	4.0
1980	Jack Moore	31	145	4.7
1979	Bob Moore	27	81	3.0
1978	Brian Banks	30	96	3.2
1977	Allen Holder	29	119	4.1
1976	Jerry Fort	27	85	3.1
1975	Steve Erwin	26	85	3.3
1974	Ricky Marsh	26	77	3.0

### Blocked Shots

Year	Leader	G	No.	Avg.
1999	Venson Hamilton	33	80	2.4
1998	Venson Hamilton	32	66	2.1
1997	Mikki Moore	33	88	2.7
1996	Mikki Moore	35	71	2.1
1995	Mikki Moore	32	67	2.1
1994	Terrance Badgett	29	26	0.9
1993	Derrick Chandler	31	53	1.7
1992	Derrick Chandler	29	91	3.1
1991	Rich King	34	68	2.0
1990	Rich King	28	45	1.6
1989	Rich King	33	50	1.5
1988	Derrick Vick	31	21	0.7
1987	Derrick Vick	32	19	0.6
1986	Dave Hoppen	19	11	0.6
1985	Ronnie Smith	29	13	0.4
	Dave Hoppen	30	13	0.4
1984	Dave Hoppen	30	12	0.4
1983	Dave Hoppen	32	19	0.6
1982	Lenard Johnson	27	23	0.9
1981	Andre Smith	26	20	0.8
1980	Greg Downing	31	15	0.5
1979	Carl McPipe	26	30	1.2
1978	Terry Novak	30	18	0.6

### Steals

Year	Leader	G	No.	Avg.
1999	Cookie Belcher	32	102	3.2
1998	Cookie Belcher	32	75	2.3
1997	Cookie Belcher	33	87	2.6
1996	Erick Strickland	35	61	1.7
1995	Erick Strickland	31	89	2.9
1994	Erick Strickland	30	60	2.0
1993	Jamar Johnson	31	52	1.7
1992	Jamar Johnson	28	36	1.3
1991	Clifford Scales	34	64	1.9
1990	Clifford Scales	26	44	1.7
1989	Eric Johnson	32	68	2.1
1988	Eric Johnson	31	60	1.9
1987	Brian Carr	33	67	2.0
1986	Brian Carr	30	31	1.0
1985	Curtis Moore	30	45	1.5
1984	David Ponce	30	36	1.2
1983	Greg Downing	31	46	1.5
1982	Ray Collins	28	38	1.4
1981	Jack Moore	27	36	1.3



Mikki Moore led the Huskers in blocked shots three consecutive seasons and is second in career rejections with 236 blocked shots.

1980	Jack Moore	31	42	1.4
1979	Brian Banks	24	34	1.4
1978	Brian Banks	30	36	1.2

### Minutes Played

Year	Leader	G	Min.	Avg.
1999	Venson Hamilton	33	1,074	32.5
1998	Tyronn Lue	32	1,149	35.9
1997	Tyronn Lue	32	1,150	35.9
1996	Jaron Boone	34	1,105	32.5
1995	Jaron Boone	32	1,043	32.6
1994	Eric Piatkowski	30	972	32.4
1993	Eric Piatkowski	30	892	29.7
1992	Eric Piatkowski	29	873	30.1
1991	Clifford Scales	34	982	28.9
1990	Clifford Scales	26	824	31.7
1989	Eric Johnson	32	996	31.1
1988	Eric Johnson	31	889	28.7
1987	Brian Carr	33	1,065	32.3
1986	Brian Carr	30	1,063	35.4
1985	Dave Hoppen	30	1,155	38.5
1984	Dave Hoppen	30	1,058	35.3
1983	Stan Cloudy	32	1,021	31.9
1982	Jack Moore	27	1,017	37.7
1981	Jack Moore	27	984	36.4
1980	Jack Moore	31	1,143	36.9
1979	Bob Moore	27	868	32.1

# Nebraska Year-by-Year Statistics

Season	Won-Lost	FG-FGA	Pct.	FT-FTA	Pct.	Reb.-Avg.	Pts.-Avg.		
1948	11-13	494-1,717	.288	356-613	.581	*	1,344-56.0		
1949	16-10	504-1,719	.293	351-595	.590	*	1,359-52.3		
1950	16-7	490-1,506	.325	369-598	.617	*	1,349-58.7		
1951	9-14	440-1,283	.343	329-447	.662	*	1,209-52.6		
1952	7-17	569-1,661	.343	357-603	.592	888-37.0	1,495-62.3		
1953	9-11	444-1,252	.355	510-795	.642	835-41.8	1,398-69.9		
1954	8-13	503-1,336	.376	463-772	.600	747-35.6	1,469-70.0		
1955	9-12	506-1,288	.393	474-681	.696	882-42.0	1,486-70.8		
1956	7-16	490-1,421	.345	452-715	.632	770-33.5	1,432-62.3		
1957	11-12	487-1,301	.374	446-667	.669	905-39.3	1,420-61.7		
1958	10-13	470-1,255	.375	387-637	.608	892-38.8	1,327-57.7		
1959	12-13	531-1,422	.373	402-619	.649	1,122-44.9	1,464-58.6		
1960	7-17	561-1,559	.360	370-573	.646	1,170-48.8	1,492-62.7		
1961	10-14	554-1,447	.383	437-651	.671	1,162-48.4	1,545-64.4		
1962	9-16	575-1,470	.391	389-592	.657	1,128-45.1	1,539-61.6		
1963	6-19	573-1,502	.381	341-554	.616	1,101-44.0	1,487-59.5		
1964	8-17	645-1,676	.385	289-521	.555	1,063-42.5	1,579-63.2		
1965	10-15	635-1,611	.394	436-724	.602	1,053-42.1	1,706-68.2		
1966	20-5	739-1,708	.433	450-650	.692	1,061-42.4	1,928-77.2		
1967	16-9	784-1,749	.448	424-583	.727	1,032-41.3	1,992-78.9		
1968	15-10	725-1,612	.450	504-659	.765 (3)	835-33.4	1,954-78.2		
1969	12-14	690-1,587	.435	527-739	.713	908-34.9	1,908-73.4		
1970	16-9	696-1,527	.455	421-620	.679	899-36.0	1,813-72.5		
1971	18-8	753-1,490	.505 (6)	402-574	.700	890-34.2	1,908-73.4		
1972	14-12	734-1,509	.486	367-579	.634	1,022-39.3	1,835-70.6		
1973	9-17	704-1,647	.427	244-380	.642	972-37.4	1,652-63.5		
1974	14-12	725-1,730	.419	291-443	.657	1,121-43.1	1,741-67.0		
1975	14-12	741-1,679	.441	317-485	.654	1,032-39.7	1,799-69.2		
1976	19-8	715-1,637	.465	385-532	.724	890-33.0	1,815-67.2		
1977	15-14	732-1,638	.447	350-541	.647	1,010-34.8	1,814-62.6		
1978	22-8	829-1,696	.489	374-551	.679	963-32.1	2,032-67.7		
1979	14-13	720-1,555	.463	289-438	.660	882-32.7	1,729-64.0		
1980	18-13	812-1,600	.508	507-677	.749 (15)	809-26.1	2,131-68.7		
1981	15-12	666-1,360	.490	380-507	.750 (11)	737-27.3	1,712-63.4		
1982	16-12	679-1,441	.471	409-552	.741 (11)	777-27.8	1,767-63.1		
1983	22-10	855-1,667	.513	478-696	.687	979-30.6	2,188-68.4		
1984	18-12	786-1,529	.514	376-534	.704	846-28.2	1,948-64.9		
1985	16-14	873-1,706	.512	409-568	.720	913-30.4	2,155-71.8		
1986	19-11	835-1,635	.511	455-612	.743	902-30.1	2,125-70.8		
Season	W-L	FG-FGA	Pct.	3FG-Att.	Pct.	FT-FTA	Pct.	Reb.-Avg.	Pts.-Avg.
1987	21-12	904-1,933	.468	120-325	.369	544-778	.699	1,119-33.9	2,472-74.9
1988	13-18	832-1,737	.479	88-246	.358	456-636	.718	1,016-32.8	2,208-71.2
1989	17-16	936-1,991	.470	122-335	.364	541-808	.670	1,292-39.2	2,535-76.8
1990	10-18	829-1,759	.471	106-302	.351	495-717	.690	1,069-38.2	2,259-80.7
1991	26-8	1,081-2,185	.495	125-358	.349	690-981	.703	1,454-42.8	2,977-87.6
1992	19-10	842-1,826	.461	183-489	.374	467-739	.632	1,305-45.0	2,334-80.5
1993	20-11	908-1,975	.460	158-468	.338	523-765	.684	1,283-41.4	2,497-80.5
1994	20-10	956-1,978	.483	194-564	.344	514-690	.745 (9)	1,201-40.0	2,620-87.3(11)
1995	18-14	907-1,947	.466	173-504	.343	523-766	.683	1,209-37.8	2,510-78.4
1996	21-14	1,007-2,089	.482	176-494	.356	618-897	.689	1,353-38.7	2,808-80.2
1997	18-15	895-1,927	.464	113-349	.324	504-752	.670	1,295-39.2	2,407-72.9
1998	20-12	867-1,938	.447	150-436	.344	406-649	.626	1,263-39.5	2,290-71.6
1999	20-13	799-1,764	.453	113-365	.310	466-716	.651	1,169-35.4	2,177-66.0

\*Rebounding statistics unavailable prior to 1952 and for five games in 1952.

Note: National rank, if any, indicated in ().



# Opponents' Year-by-Year Statistics

Season	Games	FG-FGA	Pct.	FT-FTA	Pct.	Reb.-Avg.	Pts.-Avg.		
1948	24	503-*	*	350-588	.627	*	1,356-56.5		
1949	26	487-*	*	348-600	.580	*	1,322-50.8		
1950	23	437-*	*	359-586	.613	*	1,233-53.6		
1951	23	531-1,462	.363	283-445	.636	*	1,345-58.5		
1952	24	*	*	*	*	*	1,580-65.8		
1953	20	487-1,409	.346	458-707	.648	790-39.5	1,432-71.6		
1954	21	546-1,407	.388	461-721	.639	707-33.7	1,553-74.0		
1955	21	497-1,451	.343	514-748	.687	940-44.8	1,508-71.8		
1956	23	574-1,626	.353	491-712	.690	1,019-44.3	1,639-71.3		
1957	23	513-1,475	.348	493-754	.654	1,010-43.9	1,519-66.0		
1958	23	567-1,526	.372	344-539	.638	985-42.8	1,478-64.3		
1959	25	565-1,538	.367	374-559	.669	1,135-45.4	1,504-60.2		
1960	24	545-1,476	.369	426-655	.650	1,191-49.6	1,516-63.2		
1961	24	595-1,621	.367	381-571	.667	1,161-48.4	1,571-65.5		
1962	25	656-1,584	.414	364-518	.703	1,052-42.1	1,676-67.0		
1963	25	622-1,457	.427	441-639	.690	1,062-42.5	1,685-67.4		
1964	25	661-1,633	.405	478-698	.685	1,097-43.9	1,800-72.0		
1965	25	676-1,631	.414	486-714	.681	946-37.8	1,838-73.5		
1966	25	718-1,666	.431	367-575	.638	987-39.5	1,803-72.1		
1967	25	730-1,635	.446	480-691	.695	992-39.7	1,940-77.6		
1968	25	750-1,526	.491	370-550	.673	799-32.0	1,870-74.8		
1969	26	736-1,639	.449	451-656	.688	886-34.1	1,923-74.0		
1970	25	674-1,457	.462	456-675	.676	839-33.6	1,804-72.1		
1971	26	689-1,483	.465	384-600	.640	906-34.8	1,762-67.7 (15)		
1972	26	654-1,519	.431	451-657	.686	973-37.4	1,759-67.7		
1973	26	767-1,706	.450	275-423	.650	1,194-45.9	1,809-69.2		
1974	26	716-1,729	.414	301-448	.672	1,084-41.7	1,733-66.7		
1975	26	716-1,598	.448	365-525	.695	1,121-43.1	1,797-69.1		
1976	27	674-1,447	.468	347-518	.670	907-33.6	1,695-62.8 (8)		
1977	29	694-1,572	.441	383-547	.700	1,049-36.2	1,771-61.1 (6)		
1978	30	735-1,546	.475	418-608	.688	967-32.2	1,888-62.9 (8)		
1979	27	646-1,333	.485	391-552	.708	931-34.5	1,683-62.3 (9)		
1980	31	856-1,644	.521	389-519	.750	952-30.7	2,101-67.8		
1981	27	631-1,265	.499	350-473	.739	753-29.0	1,612-62.0 (14)		
1982	28	607-1,351	.449	335-474	.707	883-31.5	1,549-55.3 (10)		
1983	32	766-1,606	.477	418-609	.686	963-30.1	1,950-60.9		
1984	30	723-1,452	.498	403-565	.713	821-27.4	1,849-61.6		
1985	30	834-1,652	.505	401-574	.699	935-31.2	2,069-69.0		
1986	30	822-1,669	.493	356-537	.663	923-30.8	2,000-66.7		
Season	Games	FG-FGA	Pct.	3FG-Att.	Pct.	FT-FTA	Pct.	Reb.-Avg.	Pts.-Avg.
1987	33	887-1,888	.470	143-338	.423	537-773	.695	1,201-36.4	2,454-74.4
1988	31	803-1,684	.477	120-317	.379	602-844	.713	1,018-32.8	2,328-75.1
1989	33	916-2,011	.455	160-420	.381	586-880	.666	1,204-36.5	2,578-78.1
1990	28	863-1,817	.475	168-417	.403	516-715	.722	1,065-38.0	2,410-86.1
1991	34	950-2,173	.437	209-605	.345	563-891	.632	1,230-36.2	2,672-78.6
1992	29	846-2,016	.429	178-544	.327	345-563	.613	1,118-38.6	2,215-76.4
1993	31	827-1,923	.430	154-508	.303	538-833	.646	1,175-37.9	2,346-75.7
1994	30	850-1,951	.436	196-599	.327	523-791	.661	1,165-38.8	2,419-80.6
1995	32	831-1,997	.416	230-652	.353	475-707	.672	1,272-39.8	2,367-74.0
1996	35	900-2,174	.414	212-613	.346	631-956	.660	1,319-37.7	2,643-75.5
1997	33	791-1,928	.410	185-519	.356	589-864	.682	1,162-35.2	2,356-71.4
1998	32	774-1,935	.400	202-635	.318	442-671	.659	1,222-38.2	2,192-68.5
1999	33	752-1,809	.416	207-609	.340	410-639	.642	1,139-34.5	2,121-64.3

Note: NU's national defensive rank, if any, indicated in ().

# Series Records in the Devaney Center

Opponent	W-L	Pct.
Alabama-Birmingham	1-0	1.000
Angelo State	1-0	1.000
Appalachian State	2-0	1.000
Arizona State	1-0	1.000
Arkansas	2-1	.667
Arkansas State	1-0	1.000
Arkansas Tech	1-0	1.000
Augustana (S.D.)	1-0	1.000
Ball State	1-0	1.000
<b>Baylor</b>	<b>2-0</b>	<b>1.000</b>
Bowling Green	2-0	1.000
Brooklyn	2-0	1.000
California-Davis	1-0	1.000
California-Irvine	0-1	.000
Cal State-Bakersfield	1-0	1.000
Cal State-Sacramento	3-0	1.000
Canisius	1-0	1.000
Citadel	2-0	1.000
Chicago State	1-0	1.000
Colgate	2-0	1.000
<b>Colorado</b>	<b>20-4</b>	<b>.833</b>
Colorado State	3-0	1.000
<b>Columbia</b>	<b>1-0</b>	<b>1.000</b>
Coppin State	1-0	1.000
Creighton	12-0	1.000
Delaware State	2-0	1.000
Denver	1-0	1.000
Detroit	1-0	1.000
Drake	1-0	1.000
<b>Eastern Illinois</b>	<b>2-0</b>	<b>1.000</b>
Eastern Washington	3-0	1.000
Evansville	1-0	1.000
Florida A&M	1-0	1.000
Furman	1-0	1.000
Georgia	1-1	.500
Georgia Southern	1-0	1.000
Grambling State	2-1	.667
Harvard	1-0	1.000
Idaho	1-2	.333
Idaho State	1-0	1.000
Iona	1-0	1.000
Iowa	0-1	.000
<b>Iowa State</b>	<b>16-8</b>	<b>.667</b>
<b>Kansas</b>	<b>15-8</b>	<b>.652</b>
<b>Kansas State</b>	<b>16-8</b>	<b>.667</b>
Kent	1-0	1.000
Lehigh	1-0	1.000
Long Beach State	1-0	1.000
Mankato State	1-0	1.000
Marquette	1-0	1.000
Maryland-Baltimore County	1-0	1.000
Mesa	1-0	1.000
Miami (Ohio)	1-0	1.000
Michigan State	2-1	.667
<b>Minnesota*</b>	<b>1-3</b>	<b>.250</b>
Mississippi	1-0	1.000
<b>Missouri</b>	<b>12-11</b>	<b>.522</b>
<b>Missouri-Kansas City</b>	<b>5-0</b>	<b>1.000</b>
Missouri-St. Louis	1-0	1.000
Missouri Southern	1-0	1.000
Missouri Western	1-0	1.000
Montana	1-0	1.000
Montana State	1-0	1.000
Morehead State	1-0	1.000
Nebraska-Omaha	1-0	1.000
Nevada-Reno	1-0	1.000
New Orleans	1-0	1.000
North Carolina A&T	1-0	1.000
North Texas	1-0	1.000
Northeast Missouri State	2-0	1.000
Northeastern Illinois	2-0	1.000
Northern Illinois	2-0	1.000
Northern Iowa	2-1	.667
Northwest Missouri State	4-0	1.000
Ohio	1-0	1.000
Ohio State	0-1	.000
<b>Oklahoma</b>	<b>11-11</b>	<b>.500</b>
Oklahoma State	17-7	.708
Oregon	1-0	1.000
Oregon State	1-0	1.000
Penn State	1-1	.500
Pepperdine	1-0	1.000
Portland	1-0	1.000
Portland State	1-0	1.000
Purdue	0-1	.000
Sam Houston State	3-0	1.000
San Jose State	1-0	1.000
Sonoma State	1-0	1.000
South Dakota	2-0	1.000
South Dakota State	2-0	1.000
Southern California	1-0	1.000
Southern Colorado	1-0	1.000
Southern Illinois	1-0	1.000
Southern Utah	2-0	1.000
Southwest Missouri State	1-0	1.000
Southwest Texas State	1-0	1.000
Tennessee Tech	1-0	1.000
Texas	2-2	.500
Texas A&M	4-0	1.000
Texas Arlington	1-0	1.000
Texas Christian	1-0	1.000
Texas-San Antonio	3-0	1.000
<b>Texas Tech</b>	<b>2-1</b>	<b>.667</b>
Toledo	1-0	1.000
Tulane	1-0	1.000
Tulsa	0-1	.000
UNC Greensboro	2-0	1.000
UNC Wilmington	1-0	1.000
UNLV	1-0	1.000
Utah State	1-0	1.000
Wagner	1-0	1.000
Washington	2-0	1.000
Washington State	1-1	.500
Weber State	1-0	1.000
Western Illinois	3-0	1.000
Wichita State	1-0	1.000
Wisconsin	2-0	1.000
Wisconsin-Green Bay	1-0	1.000
Wisconsin-Oshkosh	1-0	1.000
Wisconsin-Stevens Point	2-0	1.000
Wisconsin-Stout	1-0	1.000
<b>Wyoming</b>	<b>4-1</b>	<b>.800</b>
<b>Non-Conference Totals</b>	<b>166-20</b>	<b>.883</b>
<b>Conference</b>	<b>**112-58</b>	<b>.659</b>
<b>All-Time Record</b>	<b>278-78</b>	<b>.781</b>

**Bold indicates 1999-2000 home opponents**

\*Minnesota later forfeited one game to Nebraska

\*\*Includes Big Eight/12 Tournament games

# Bob Devaney Sports Center Year-by-Year Record

Season	Overall		Conference		Losses
	W-L	Pct.	W-L	Pct.	
1976-77	7-4	.636	5-2	.714	Iowa, Minnesota, Kansas State, Oklahoma
1977-78	15-2	.882	5-2	.714	Iowa State, Oklahoma
1978-79	9-2	.818	6-1	.857	Purdue, Iowa State
1979-80	14-2	.875	5-2	.714	Missouri, Colorado
1980-81	11-4	.733	6-1	.857	Wyoming, Idaho, Colorado (twice)
1981-82	11-3	.786	5-2	.714	Arkansas, Missouri, Kansas State
1982-83	17-1	.944	6-1	.857	Missouri
1983-84	11-6	.647	3-4	.429	Texas Tech, Missouri, Oklahoma, Kansas, Iowa State, Kansas State (B8T)
1984-85	12-3	.800	5-2	.714	Washington State, Kansas, Oklahoma
1985-86	10-5	.667	4-3	.571	Cal-Irvine, Georgia, Kansas, Missouri, Kansas State
1986-87	15-2	.882	5-2	.714	Missouri, Oklahoma
1987-88	8-6	.571	3-4	.429	Ohio State, Grambling State, Oklahoma State, Oklahoma, Iowa State, Kansas State
1988-89	14-4	.778	4-3	.571	Michigan State, Oklahoma, Kansas State, Missouri
1989-90	9-6	.600	2-5	.286	Idaho, Kansas, Missouri, Iowa State, Oklahoma State, Oklahoma
1990-91	14-1	.933	6-1	.857	Oklahoma State
1991-92	14-2	.875	5-2	.714	Missouri, Oklahoma
1992-93	14-2	.875	5-2	.714	Kansas State, Oklahoma State
1993-94	13-3	.813	5-2	.714	Texas, Missouri, Oklahoma
1994-95	11-6	.647	2-5	.286	Missouri, Oklahoma State, Kansas, Colorado, Iowa State, Penn State (NIT)
1995-96	11-5	.688	3-4	.429	Northern Iowa, Kansas, Iowa State, Oklahoma State, Oklahoma
1996-97	13-3	.813	6-2	.750	Minnesota, Iowa State, Kansas
1997-98	13-2	.867	6-2	.750	Kansas, Kansas State
1998-99	12-4	.750	6-2	.750	Tulsa, Minnesota, Texas, Oklahoma State
23-Year Totals	278-78	.781	*108-56	.659	

Conference record does not include 4-2 record in Big Eight Conference Tournament games played at Devaney Center.

## Bob Devaney Sports Center 14,000-Plus College Basketball Crowds

15,038	Oklahoma State, 1980-81*	14,549	Missouri, 1991-92*	14,340	Oklahoma, 1994-95*
15,003	Oklahoma, 1980-81*	14,548	Arkansas, 1981-82*	14,340	Colorado, 1993-94*
14,999	Colorado, 1978-79*	14,538	Kansas, 1991-92*	14,346	Kansas State, 1993-94*
14,912	Kansas State, 1977-78*	14,534	Iowa State, 1991-92*	14,298	Eastern Illinois, 1992-93
14,878	Kansas, 1984-85*	14,529	Arkansas, 1986-87* (NIT)	14,273	Missouri, 1976-77
14,865	Kansas State, 1988-89*	14,520	Iowa State, 1992-93*	14,273	Kansas, 1985-86
14,759	Kansas, 1996-97*	14,509	Kansas State, 1991-92*	14,262	Creighton, 1977-78
14,753	Missouri, 1977-78*	14,503	Oklahoma State, 1991-92*	14,259	Creighton, 1986-87
14,753	TCU, 1982-83* (NIT)	14,487	Oklahoma, 1993-94*	14,255	Oklahoma State, 1990-91
14,747	Iowa State, 1977-78*	14,484	Colorado, 1991-92*	14,239	Wisconsin-Green Bay, 1991-92
14,712	Iona, 1982-83* (NIT)	14,484	Kansas, 1997-98*	14,234	Oklahoma State, 1984-85
14,679	Kansas, 1992-93*	14,481	Kansas State, 1992-93*	14,222	Oklahoma, 1987-88
14,688	Oklahoma, 1984-85*	14,469	Colorado, 1990-91*	14,168	Kansas, 1977-78
14,682	Missouri, 1982-83*	14,460	Washington, 1986-87* (NIT)	14,135	Iowa State, 1988-89
14,620	Kansas, 1995-96*	14,458	Missouri, 1981-82*	14,094	Kansas, 1986-87
14,615	Kansas, 1990-91*	14,453	NCAA, Second Round, 1988*	14,065	Missouri, 1984-85
14,605	Oklahoma State, 1993-94*	14,446	Missouri, 1993-94*	14,053	Oklahoma, 1988-89
14,586	Iowa State, 1982-83*	14,438	Iowa State, 1979-80*	14,015	Kansas, 1987-88
14,584	Missouri, 1990-91*	14,438	Colorado, 1982-83*	14,013	Creighton, 1990-91
14,568	Oklahoma, 1990-91*	14,425	NCAA First Round, 1988 (Gm. 3-4)*	14,012	Northern Iowa, 1993-94
14,562	Colorado, 1979-80*	14,404	Missouri, 1992-93*	14,011	Creighton, 1992-93
14,561	Michigan State, 1990-91*	14,389	Iowa State, 1993-94*	14,009	Oklahoma State, 1982-83
14,558	Oklahoma, 1992-93*	14,378	Missouri, 1983-84		*Indicates capacity crowd
14,558	NCAA Second Round, 1980*	14,375	NCAA First Round, 1988 (Gm. 1-2)*		<b>Season Opener Record</b>
14,557	Kansas State, 1990-91*	14,370	Kansas, 1993-94*		14,561, vs. Michigan State, Nov. 28, 1990
14,555	Iowa State, 1987-88*	14,364	Missouri, 1994-95*		<b>Opening-Night Attendance</b>
14,554	Iowa State, 1978-79*	14,358	Missouri-Kansas City, 1993-94*		10,516, vs. Iowa, Nov. 27, 1976
14,552	Kansas, 1994-95*	14,352	Oklahoma State, 1992-93*		



# Bob Devaney Sports Center Records

## Nebraska Individual

**Points:** 40, Rich King vs. Northern Illinois, Feb. 18, 1991  
**Field Goals:** 15, Andre Smith vs. Wisconsin-Oshkosh, Jan. 4, 1980 (18 att.)  
**Field Goal Attempts:** 27, Tyronn Lue vs. Missouri, Feb. 18, 1998 (10 made)  
**Field Goals, No Misses:** 9, Dave Hoppen vs. Southern Illinois, Nov. 26, 1985; Venson Hamilton vs. Iowa State, Feb. 3, 1996  
**3-Point Goals:** 7, Chris Cresswell vs. Texas A&M, Dec. 20, 1990 (10 att.)  
**3-Point Goals Attempted:** 11, Henry T. Buchanan vs. Kansas State, March 2, 1988 (4 made); Eric Piatkowski vs. Oklahoma, Jan. 29, 1994  
**3-Point Percentage:** .833, Ray Richardson vs. Sam Houston State, Jan. 6, 1990 (5-6); Erick Strickland vs. Missouri, Jan. 30, 1993 (5-6, OT)  
**Free Throws:** 16, Eric Johnson vs. Creighton, Nov. 26, 1988 (18 att.); Rich King vs. Northern Illinois, Feb. 18, 1991 (19 att.)  
**Free Throw Attempts:** 19, Rich King vs. Northern Illinois, Feb. 18, 1991 (16 made)  
**Free Throws, No Misses:** 15, Jack Moore vs. Oklahoma State, Feb. 10, 1982  
**Rebounds:** 20, Derrick Chandler vs. Oklahoma, Jan. 27, 1992  
**Assists:** 14, Brian Carr vs. California-Irvine, Dec. 2, 1985  
**Blocked Shots:** 9, Mikki Moore vs. Coppin State, Dec. 6, 1996  
**Steals:** 8, Greg Downing, vs. Missouri-Kansas City, Dec. 8, 1982  
**Minutes:** 60, Jack Moore and Andre Smith vs. Alabama-Birmingham, Dec. 22, 1979 (4OT)

## Opponent Individual

**Points:** 43, Harold Miner for Southern Cal, Nov. 25, 1991  
**Field Goals:** 16, Ron Kellogg for Kansas, Feb. 2, 1985 (19 att.)  
**Field Goal Attempts:** 34, Harold Miner for Southern Cal, Nov. 25, 1991 (15 made)



Eric Johnson holds the Devaney Center record for free throws in a game with 16 against Creighton in 1988.

**Field Goals, No Misses:** 7, Gary Taylor for Southern Colorado, Nov. 29, 1984  
**3-Point Goals:** 8, Brad Soucie for Eastern Michigan vs. Pittsburgh, March 18, 1988 (NCAA, 14 att.); Randy Rutherford for Oklahoma State, Feb. 1, 1995 (14 att.); Jerald Brown for Texas A&M, Jan. 11, 1997 (10 att.)  
**3-Point Goals Attempted:** 14, Brad Soucie for Eastern Michigan vs. Pittsburgh, March 18, 1988 (NCAA, 8 made); William Cook for Appalachian State, Dec. 19, 1992 (4 made); Mark Atkins for Missouri, Jan. 24, 1994 (4 made); Randy Rutherford for Oklahoma State, Feb. 1, 1995 (8 made); Rodrick Miller for Baylor, Feb. 14, 1998 (4 made)  
**3-Point Percentage:** .833, Matt Roggenburk for Creighton, Nov. 26, 1988 (5-6)  
**Free Throws:** 15, Steve Rothert for Army vs. San Jose State, Dec. 2, 1988 (16 att.); Byron Houston for Oklahoma State, Feb. 14, 1990 (18 att.); Shawn Respert for Michigan State, Dec. 10, 1994 (16 att.)  
**Free Throw Attempts:** 18, Byron Houston for Oklahoma State, Feb. 14, 1990 (15 made)  
**Free Throws, No Misses:** 12, Jeff Hornacek for Iowa State, Feb. 18, 1984  
**Rebounds:** 20, Jerome Lane for Pittsburgh vs. Vanderbilt, March 20, 1988 (NCAA)  
**Assists:** 14, Jeff Bowling for Air Force vs. Pepperdine, Dec. 1, 1989  
**Blocked Shots:** 6, Wendell Williams for North Texas vs. Army, Dec. 3, 1988  
**Steals:** 8; Jose Winston for Colorado, Jan. 23, 1999  
**Minutes Played:** 58, Keith McCord for Alabama-Birmingham, Dec. 22, 1979 (4OT)

## Nebraska Team

**Points in a Game:** 117, vs. Harvard, Dec. 1, 1989  
**Fewest Points in a Game:** 39, vs. Kansas State, March 7, 1984  
**Points in a Half:** 66, vs. Oklahoma, Feb. 16, 1991 (2nd)  
**Fewest Points in a Half:** 15, vs. Kansas State, March 7, 1984 (2nd)  
**Margin of Victory:** 52, vs. Southwest Missouri St., Jan. 15, 1983  
**Field Goals:** 48, vs. Montana State, Dec. 23, 1977 (87 att.); vs. Eastern Washington, Jan. 14, 1984 (80 att.)  
**Field Goal Attempts:** 88, vs. Tennessee Tech, Dec. 14, 1990 (45 made)  
**Field Goal Percentage:** .750, vs. Nebraska-Omaha, Jan. 25, 1988 (42-56)  
**Lowest Field Goal Percentage:** .255, vs. Minnesota, Dec. 19, 1998 (14-55)  
**3-Point Goals:** 12, vs. Colorado, Jan. 8, 1994 (22 att.)  
**3-Point Goals Attempted:** 26, vs. Missouri, Jan. 24, 1994 (2 made); vs. Oklahoma (7 made), Jan. 29, 1994  
**3-Point Percentage:** .667, vs. Chicago State, Jan. 16, 1990 (8-12); vs. Western Illinois, Nov. 19, 1997 (10-15)  
**Free Throws:** 43, vs. Texas, Jan. 3, 1996 (43-59 att.)  
**Fewest Free Throws:** 1, vs. Kansas State, Jan. 21, 1989 (6 att.)  
**Free Throw Attempts:** 59, vs. Texas, Jan. 3, 1996 (43 made)  
**Fewest Free Throws Attempted:** 3, vs. Missouri, Jan. 16, 1982 (2 made)  
**Free-Throw Percentage:** .939, vs. Oklahoma State, Feb. 10, 1982 (31-33)  
**Rebounds:** 72, vs. Oklahoma, Jan. 27, 1992  
**Fewest Rebounds:** 14, vs. Missouri, Feb. 26, 1983  
**Personal Fouls:** 34, vs. Kansas, Jan. 8, 1990  
**Fewest Personal Fouls:** 9, vs. Chicago State, Jan. 16, 1990; vs. North Carolina A&T, Nov. 28, 1998  
**Disqualifications:** 3, several times  
**Assists:** 36, vs. Montana State, Dec. 23, 1977

**Turnovers:** 30, vs. Texas, Jan. 3, 1996  
**Fewest Turnovers:** 4, vs. Kansas State, Feb. 3, 1982;  
 vs. Oklahoma, Feb. 2, 1983  
**Blocked Shots:** 15, vs. Coppin State, Dec. 6, 1996  
**Steals:** 22, vs. Florida A&M, Dec. 20, 1993

## Opponent Team

**Points in a Game:** 111, by Missouri, Jan. 13, 1990  
**Fewest Points in a Game:** 41, by Kansas State, March 7, 1984;  
 41, by Delaware State, Dec. 20, 1995  
**Points in a Half:** 62, by Missouri, Jan. 13, 1990 (2nd); by  
 Oklahoma State, Feb. 14, 1990 (2nd)  
**Fewest Points in a Half:** 12, by Arkansas, March 17, 1987 (NIT)  
**Margin of Victory:** 23, by Kansas, Feb. 14, 1995  
**Field Goals:** 43, by Pittsburgh vs. Eastern Michigan, March 18,  
 1988 (NCAA, 69 att.)  
**Field Goal Attempts:** 85, by Tennessee Tech, Dec. 14, 1990  
**Field Goal Percentage:** .771, by Kansas St., Feb. 3, 1982 (27-35)  
**Lowest Field Goal Percentage:** .230, by Delaware State, Dec. 20,  
 1995  
**3-Point Goals:** 15, by Northern Iowa, Dec. 16, 1995  
**3-Point Goals Attempted:** 37, by Baylor, Feb. 14, 1998 (9 made)  
**3-Point Percentage:** .750, by Creighton, Nov. 26, 1988 (9-12)  
**Free Throws:** 44, by Oklahoma State, Feb. 14, 1990 (52 att.)  
**Fewest Free Throws:** 1, by Illinois State vs. Alabama, March 16,  
 1984 (NCAA, 2 att.); by Kansas vs. Wake Forest, March 18,  
 1984 (NCAA, 2 att.)  
**Free Throw Attempts:** 52, by Oklahoma State, Feb. 14, 1990  
 (44 made)  
**Fewest Free Throw Attempts:** 2, three times, most recently by  
 Kansas vs. Wake Forest, March 18, 1984 (NCAA, 1 made)  
**Free Throw Percentage:** 1.000, by Kansas, Jan. 26, 1977 (11-11);  
 by Colorado, Feb. 16, 1980 (14-14); by Colorado, Jan. 21,  
 1981 (12-12)  
**Rebounds:** 54, by Bowling Green vs. Alabama State, Dec. 14,  
 1990; by Florida A&M, Dec. 20, 1994  
**Fewest Rebounds:** 15, by Wisconsin-Stevens Point, Jan. 9, 1985  
**Personal Fouls:** 38, by Texas, Jan. 3, 1996  
**Fewest Fouls:** 7, by Wake Forest vs. Kansas, March 18, 1984 (NCAA)  
**Disqualifications:** 5, by Pepperdine, Dec. 2, 1989  
**Assists:** 29, by Pittsburgh vs. Eastern Michigan, March 18, 1988  
 (NCAA)  
**Turnovers:** 35, by Denver, Nov. 26, 1982  
**Fewest Turnovers:** 6, by Vanderbilt vs. Pittsburgh, March 20,  
 1988 (NCAA)  
**Blocked Shots:** 13, by Kansas State, Jan. 15, 1997  
**Steals:** 17, by Eastern Washington, Dec. 3, 1979

## Devaney Center Quick Facts

**Games:** 356 in 23 seasons  
**Record:** 278-78 (.781)  
**Overtime Record:** 11-3 (.786)  
**Most Consecutive Winning Seasons:** 23, 1976-77-present  
**Most Games, Season:** 18, 1982-83 and 1988-89  
**Most Wins, Season:** 17, 1982-83  
**Most Losses, Season:** 6, four times  
**Most Consecutive Wins:** 16, last four games of 1982 first 12  
 of 1983, ended by Missouri, 54-51, Feb. 26, 1983  
**Most Consecutive Losses:** 4, ended against Kansas State,  
 March 3, 1996  
**Most Consecutive Conference Wins:** 8, last three games of 1982,  
 first five games of 1983, ended by Missouri, 54-51, Feb. 26,  
 1983 (excludes tournament games)  
**Most Consecutive Conference Losses:** 5, last two games of  
 1988, first three of 1989, ended vs. Kansas, 74-70, Feb. 4, 1989

## Devaney Center OT Games (NU 10-3)

Jan. 27, 1979 Nebraska 66, Kansas 64  
 Dec. 22, 1979 Nebraska 92, Alabama-Birmingham 84 (4OT)  
 Jan. 23, 1980 Nebraska 74, Oklahoma State 73  
 March 8, 1980 Louisville 71, Kansas State 69 (NCAA)  
 Missouri 87, Notre Dame 84 (NCAA)  
 Nov. 28, 1980 Wyoming 62, Nebraska 59  
 Feb. 8, 1984 Nebraska 54, Oklahoma State 52  
 Jan. 3, 1987 Nebraska 70, Creighton 55  
 Feb. 28, 1987 Nebraska 83, Kansas 81  
 Jan. 6, 1988 Grambling State 71, Nebraska 68  
 March 20, 1988 Vanderbilt 80, Pittsburgh 74 (NCAA)  
 Dec. 3, 1988 North Texas 82, Army 79 (Ameritas Classic)  
 Feb. 19, 1992 Nebraska 81, Kansas 79  
 Jan. 30, 1993 Nebraska 88, Missouri 87  
 Dec. 10, 1994 Nebraska 96, Michigan State 91  
 Feb. 25, 1996 Oklahoma 80, Nebraska 76  
 Jan. 15, 1997 Nebraska 87, Kansas State 77  
 Feb. 18, 1998 Nebraska 67, Missouri 66

## Devaney Center Attendance

Year	G	Total		G	Conference	
		Att.	Avg.		Att.	Avg.
1976-77	11	106,868	9,715	7	74,243	10,606
1977-78	17	172,892	10,170	7	90,514	12,931
1978-79	11	131,769	11,979	7	87,502	12,500
1979-80	16	145,626	9,102	7	79,015	11,288
1980-81	15	136,483	9,099	7	82,009	11,716
1981-82	14	143,819	10,273	7	79,329	11,333
1982-83	18	195,333	10,852	7	86,511	12,359
1983-84	17	173,721	10,219	7	82,233	11,746
1984-85	15	176,045	11,736	7	95,221	13,603
1985-86	15	146,117	9,741	7	78,208	11,173
1986-87	17	197,395	11,611	7	81,680	11,669
1987-88	14	159,100	11,364	7	90,875	12,982
1988-89	18	193,545	10,753	7	87,283	12,469
1989-90	15	150,190	10,013	7	81,894	11,699
1990-91	15	199,605	13,307	7	100,740	14,391
1991-92	16	207,950	12,997	7	100,079	14,297
1992-93	16	*213,715	*13,357	7	100,620	14,374
1993-94	16	212,447	13,278	7	*100,973	*14,475
1994-95	17	202,688	11,923	7	95,768	13,681
1995-96	16	168,225	10,514	7	87,065	12,438
1996-97	16	174,119	10,882	8	99,167	12,396
1997-98	15	141,472	9,431	8	87,060	10,883
1998-99	16	146,653	9,166	8	77,477	9,685
<b>Totals</b>	<b>356</b>	<b>3,895,777</b>	<b>10,943</b>	<b>164</b>	<b>2,025,750</b>	<b>12,352</b>

+Does not include tournament games; \*Single-season record

**Largest Crowd to See Nebraska in the Devaney Center**

15,038, vs. Oklahoma State, 1980-81

**Smallest Crowd to See Nebraska in the Devaney Center**

3,571, vs. Montana, Dec. 23, 1980

**Smallest Crowd to See a Conference Game in Devaney**

7,821, vs. Kansas, Jan. 31, 1981

## Ten Largest Crowds to See Nebraska, All Time

25,348	Xavier, at Minneapolis, Minn., March 14, 1991 (NCAA)
17,876	Iowa State, at Kansas City, Mo., March 8, 1996 (B8T)
17,496	Missouri, at Kansas City, Mo., March 12, 1994 (B8T)
17,200	Missouri, at Kansas City, Mo., March 5, 1982 (B8T)
17,153	Oklahoma, at Kansas City, Mo., March 8, 1991 (B8T)
17,104	Kansas State, at Kansas City, Mo., Feb. 29, 1980 (B8T)
17,100	Kansas, at Kansas City, Mo., March 7, 1998 (B12T)
17,100	Kansas, at Kansas City, Mo., March 5, 1999 (B12T)
17,082	Missouri, at Kansas City, Mo., March 11, 1983 (B8T)
16,985	Iowa State, at Kansas City, Mo., March 8, 1986 (B8T)

# Postseason Tournament Records, Results

## Individual

**Points**--33; Tom Baack vs. Marshall, March 13, 1967  
**Opponent**--46; George Stone, Marshall, March 13, 1967  
**Field Goals**--13; Tom Baack vs. Marshall, March 13, 1967 (24 att.)  
**Opponent**--20; George Stone, Marshall, March 13, 1967 (38 att.)  
**Field Goal Attempts**--24; Tom Baack vs. Marshall, March 13, 1967 (13 made)  
**Opponent**--38; George Stone, Marshall, March 13, 1967 (20 made)  
**Field Goal Percentage (min. 5 att.)**--1.000, Mikki Moore at Nevada, March 18, 1997 (9-9)  
**Opponent**--.857; Mike Smerk, Canisius, March 13, 1985 (6-7)  
**3-Point Goals**--7; Cary Cochran, at TCU, March 15, 1999 (7-9)  
**Opponent**--5; Greg Hill, Washington, March 21, 1987 (13 att.); Ed Louden, Arkansas State, March 16, 1989 (8 att.); Dominick Young, Fresno State, March 22, 1996 (17 att.); Pat Bradley, Arkansas, March 12, 1998 (10 att.)  
**3-Point Attempts**--10; Erick Strickland, vs. Georgia, March 16, 1995 (2 made)  
**Opponent**--17; Dominick Young, Fresno State, March 22, 1996 (5 made)  
**3-Point Percentage**--.778; Cary Cochran, at TCU, March 15, 1999 (7-9)  
**Opponent**--.750; Greg Bartram, Penn State, March 21, 1995 (3-4)  
**Free Throws**--13; Dave Hoppen vs. Canisius, March 13, 1985 (16 att.)  
**Opponent**--9; Reggie Miller, UCLA, March 19, 1985 (9 att.)  
**Free Throw Attempts**--16; Dave Hoppen vs. Canisius, March 13, 1985 (13 made)  
**Opponent**--11; Kevin Freeman, Connecticut, March 21, 1997 (7 made)  
**Free Throws, No Misses**--5; Curt Hedberg vs. Utah State, March 8, 1978  
**Opponent**--9; Reggie Miller, UCLA, March 19, 1985  
**Rebounds**--15; Mikki Moore, at Nevada, March 18, 1997  
**Opponent**--16; Bob Allen, Marshall, March 13, 1967; Tyrone Corbin, DePaul, March 28, 1983  
**Assists**--10; Clifford Scales vs. Arkansas State, March 16, 1989  
**Opponent**--16; Sam Crawford, New Mexico State, March 19, 1993  
**Blocked Shots**--4; Dave Hoppen vs. Texas Christian, March 24, 1983; vs. DePaul, March 28, 1983; Venson Hamilton vs. Washington, March 12, 1997; Hamilton vs. UNLV, March 10, 1999  
**Opponent**--8; Walter Downing, DePaul, March 28, 1983  
**Steals**--6; Brian Carr vs. Arkansas-Little Rock, March 26, 1987; Cookie Belcher vs. Washington, March 12, 1997; Belcher vs. Arkansas, March 12, 1998; Belcher vs. UNLV, March 10, 1999  
**Opponent**--8; Dominick Young, Fresno State, March 22, 1996

## Team

**Points**--91; vs. Colorado State, March 14, 1996  
**Opponent**--119; by Marshall, March 13, 1967  
**Points in a Half**--52; vs. Colorado State, March 14, 1996 (2nd)  
**Opponent**--61; by Marshall, March 13, 1967 (2nd)  
**Field Goals**--37; vs. Marshall, March 13, 1967 (90 att.)  
**Opponent**--46; by Marshall, March 13, 1967 (90 att.)  
**Field Goal Attempts**--90; vs. Marshall, March 13, 1967 (37 made)  
**Opponent**--90; by Marshall, March 13, 1967 (46 made)  
**Field Goal Percentage**--.588; vs. Washington State, March 19, 1996 (30-51)  
**Opponent**--.621; by Texas Christian, March 15, 1999 (36-58)  
**3-Point Goals**--10; vs. Colorado State, March 14, 1996 (17 att.); at Texas Christian, March 15, 1999 (19 att.)  
**Opponent**--12; by Penn State, March 21, 1995 (28 att.)

**3-Point Attempts**--24; vs. New Mexico State, March 19, 1993 (8 made)

**Opponent**--28; by Penn State, March 21, 1995 (12 made)

**3-Point Percentage**--.588; vs. Colorado State, March 14, 1996 (10-17)

**Opponent**--.571; by Arkansas State, March 16, 1989 (8-14)

**Free Throws**--33; vs. Canisius, March 13, 1985 (41 att.); vs. Tulane, March 26, 1996 (45 att.)

**Opponent**--29; by Xavier, March 14, 1991 (40 att.)

**Free Throw Attempts**--45; vs. Tulane, March 26, 1996 (33 made)

**Opponent**--40; by Xavier, March 14, 1991 (28 made)

**Free Throw Percentage**--.900; at Ohio State, March 20, 1989 (9-10)

**Opponent**--.905; Arkansas, March 12, 1998 (19-21)

**Rebounds**--49; vs. Connecticut, March 19, 1992

**Opponent**--63; by Marshall, March 13, 1967

**Assists**--24; three times, most recently vs. Arkansas State, March 16, 1989

**Opponent**--26; by Texas Christian, March 15, 1999

**Blocked Shots**--6; vs. Texas Christian, March 24, 1983; vs.

Washington State, March 19, 1996; vs. Fresno State,


March 22, 1996; vs. Washington, March 12, 1997

**Opponent**--10; by DePaul, March 28, 1983; by Connecticut,

March 21, 1997; by Texas Christian, March 15, 1999

**Steals**--15; vs. Washington, March 12, 1997

**Opponent**--16; by Tulane, March 26, 1996



*Eric Piatkowski (above) and Bruce Chubick are the only players in school history to play on four straight NCAA Tournament teams.*



# Nebraska in Postseason Tournament Play

<u>Year</u>	<u>Tournament/Round</u>	<u>Opponent</u>	<u>Result</u>	<u>Site</u>
1948-49	*NCAA Playoff	Oklahoma State	L, 35-52	Kansas City, Mo.
1966-67	NIT/First Quarterfinals	Bye Marshall		New York, N.Y.
1977-78	NIT/First Quarterfinals	Utah State Texas	W, 67-66 L, 48-67	Lincoln, Neb. Austin, Texas
1979-80	NIT/First	Michigan	L, 69-76	Ann Arbor, Mich.
1982-83	NIT/First Second Quarterfinals Semifinals	Tulane Iona Texas Christian DePaul	W, 72-65 W, 85-73 W, 67-57 L, 58-68	Lincoln, Neb. Lincoln, Neb. Lincoln, Neb. New York, N.Y.
1983-84	NIT/First Second	Creighton Xavier (Ohio)	W, 56-54 L, 57-58	Omaha, Neb. Cincinnati, Ohio
1984-85	NIT/First Second	Canisius UCLA	W, 79-66 L, 63-82	Lincoln, Neb. Los Angeles, Calif.
1985-86	NCAA/First	Western Kentucky	L, 59-67	Charlotte, N.C.
1986-87	NIT/First Second Quarterfinals Semifinals Third Place	Marquette Arkansas Washington Southern Mississippi Arkansas-Little Rock	W, 78-76 W, 78-71 W, 81-76 L, 75-82 W, 76-67 (OT)	Lincoln, Neb. Lincoln, Neb. Lincoln, Neb. New York, N.Y. New York, N.Y.
1988-89	NIT/First Second	Arkansas State Ohio State	W, 81-79 L, 74-85	Lincoln, Neb. Columbus, Ohio
1990-91	NCAA/First	Xavier (Ohio)	L, 84-89	Minneapolis, Minn.
1991-92	NCAA/First	Connecticut	L, 65-86	Cincinnati, Ohio
1992-93	NCAA/First	New Mexico State	L, 79-93	Syracuse, N.Y.
1993-94	NCAA/First	Pennsylvania	L, 80-90	Uniondale, N.Y.
1994-95	NIT/First Second	Georgia Penn State	W, 69-61 L, 65-59	Lincoln, Neb. Lincoln, Neb.
1995-96	NIT/First Second Third Semifinals Championship	Colorado State Washington State Fresno State Tulane St. Joseph's	W, 91-83 W, 82-73 W, 83-71 W, 90-78 W, 60-56	Fort Collins, Colo. Lincoln, Neb. Fresno, Calif. New York City New York City
1996-97	NIT/First Second Third	Washington Nevada Connecticut	W, 67-63 W, 78-68 L, 67-76	Lincoln, Neb. Reno, Nev. Storrs, Conn.
1997-98	NCAA/First	Arkansas	L, 65-74	Boise, Idaho
1998-99	NIT/First Second	UNLV Texas Christian	W, 68-55 L, 89-101	Lincoln, Neb. Fort Worth, Texas

## NU Postseason Tournament Summary

In the NCAA: 0-6 (1986, 1991, 1992, 1993, 1994, 1998)

In the NCAA Playoffs: 0-1 (1949)

In the NIT: 20-11 (1967, 1978, 1980, 1983, 1984, 1985, 1987, 1989, 1995, 1996, 1997, 1999)

All-Time Postseason Record: 20-17

\*Playoff game between Big Seven and Missouri Valley Conference champions for berth in eight-team NCAA Tournament field. Not considered to be "official" participation in the NCAA Tournament.



# Nebraska Postseason Tournament Box Scores

## 1967 NIT

### Marshall 119, Nebraska 88

March 13--at New York City

**Thundering Herd (119):** Stone 20-38 6-6 46, Redd 6-12 5-8 17, Allen 1-2 1-2 3, Davidson 8-17 7-8 23, Diantoni 9-15 6-6 24, Dawson 0-1 0-0 0, D. Blankenship 1-1 0-0 2, Stepp 0-1 0-0 0, Watson 0-1 0-0 0, K. Blankenship 1-2 2-2 4, Beam 0-0 0-0 0. Team 46-90 27-32 119.

**Cornhuskers (88):** Tom Baack 13-24 7-9 33, Nate Branch 6-12 2-2 14, Willie Campbell 8-20 1-4 17, Stuart Lantz 4-14 1-2 9, Jim Damm 2-5 1-1 5, Frank Empkey 2-5 0-0 4, Ron Simmons 1-3 0-0 2, Roger Leitner 0-2 0-1 0, Robert Wagner 1-2 0-3 2, Dan Shaver 0-1 0-0 0, Charles Stone 0-2 2-2 2. Team 37-90 14-22 88.

Marshall	58	61	--	119
Nebraska	39	49	--	88

**FG%:** Marshall 51.1, Nebraska 41.1. **FT%:** Marshall 84.4, Nebraska 63.6. **Rebounds:** Marshall 63 (Allen 16, Stone 11), Nebraska 47 (Baack 10). **Personal fouls:** Marshall 16, Nebraska 19. **Fouled out:** None. **Assists:** Marshall 21 (D'Antoni 11), Nebraska 19 (Baack 5). **Officials:** Lou Eisenstein, Jim Lennon. **Attendance:** 9,332.

**Game Notes:** In Huskers' first-ever "official" postseason appearance, Marshall decked NU, 119-88...Thundering Herd set NIT single-game records for points (119), field goals (46)...George Stone's 46 points most by college player in Madison Square Garden in 1967, equaled most-ever vs. Huskers...Baack had 33 points in final collegiate game, most points ever for NU player in postseason game...Huskers ended season with 16-9 mark, Marshall went on to a fourth-place tournament finish.

## 1978 NIT

### Nebraska 67, Utah State 66

March 8--at Lincoln, Neb.

**Aggies (66):** Preston Bailess 1-2 0-0 2, Dean Hunger 7-10 0-0 14, Mike Santos 10-16 0-0 20, Keith McDonald 5-11 3-3 13, Oscar Williams 2-5 3-4 17, Rawlee Perkins 0-0 0-0 0, Gary Furniss 0-0 0-0 0, Brian Jackson 2-

2 6-8 10. Team 27-46 12-15 66.

**Cornhuskers (67):** Terry Novak 2-8 0-0 4, Curt Hedberg 3-8 5-5 11, Carl McPipe 4-9 2-6 10, Brian Banks 5-11 0-0 10, Bob Moore 1-4 0-0 2, Mike Naderer 6-9 0-0 12, Mark McVicker 0-1 0-0 0, Andre Smith 8-11 2-2 18. Team 29-61 9-13 67.

Utah State	36	30	--	66
Nebraska	32	35	--	67

**FG%:** Utah State 58.7, Nebraska 47.5. **FT%:** Utah State 80.0, Nebraska 69.2. **Rebounds:** Utah State 31 (Santos 9), Nebraska 24 (McPipe 7). **Personal fouls:** Utah State 16, Nebraska 16. **Fouled out:** Hunger. **Assists:** Utah State 21 (Williams 9), Nebraska 20 (Novak, Banks 6). **Turnovers:** Utah State 18, Nebraska 9. **Blocked shots:** Utah State 3 (Santos 3), Nebraska 0. **Steals:** Utah State 5 (McDonald 2), Nebraska 10 (Novak, Naderer 3). **Officials:** Rich Eichhorst and Rich Wanamaker. **Attendance:** 8,029.

**Game Notes:** Nebraska picked up school-record tying 22nd victory with first-round NIT victory over Utah State...first NIT appearance for Huskers since 1967...Aggies held 10-point first-half lead, were up four at halftime...game was tied at 62 with 2:34 to play, but McPipe's free throw with 1:52 left gave NU lead for good and its first postseason tournament win ever.


### Texas 67, Nebraska 48

March 15--at Austin, Texas

**Cornhuskers (48):** Terry Novak 2-8 0-0 4, Curt Hedberg 0-5 2-2, Carl McPipe 7-19 2-3 16, Mike Naderer 0-2 2-2 2, Brian Banks 3-7 0-0 6, Bob Moore 0-5 0-0 0, Gerald Myrthil 1-4 0-0 2, Andre Smith 7-10 0-0 14, Sil Despot 1-1 0-0 2. Team 21-61 6-7 48.

**Longhorns (67):** Ron Baxter 4-6 2-3 10, Tyrone Branyan 4-6 0-0 8, Garry Goodner 6-8 4-5 16, Jim Krivacs 7-15 4-4 18, John Moore 6-9 1-1 13, John Danks 0-0 1-1 2, Tom Nichols 0-0 0-0 0. Team 27-44 13-15 67.

Nebraska	24	24	--	48
Texas	31	36	--	67



Nebraska's 1948-49 team lost to Oklahoma State, 52-35, in a playoff game at Kansas City, Mo., for the berth to the eight-team NCAA Tournament.

FG%: Nebraska 34.4, Texas 61.4. FT%: Nebraska 85.7, Texas 86.7. **Rebounds:** Nebraska 28 (McPipe 7), Texas 32 (Baxter 13). **Personal fouls:** Nebraska 15, Texas 13. **Fouled out:** None. **Assists:** Nebraska 13 (Novak 3), Texas 13 (Branyan, Moore 4). **Turnovers:** Nebraska 13, Texas 16. **Blocked shots:** Nebraska 0, Texas 1 (Baxter 1). **Steals:** Nebraska 4 (Banks 2), Texas 3 (Branyan, Goodner, Moore 1). **Officials:** Reggie Copland, Ben Dunn. **Attendance:** 13,000.

**Game Notes:** Texas and Coach Abe Lemons ended Nebraska's hopes for a school-record 23rd victory with a 21-point win over the Cornhuskers in Austin...NU trailed by seven at intermission, but shot 27.8 percent from the floor in the final 20 minutes while the Longhorns connected at a 68.4 percent clip...Huskers pulled within six early in second half, but Texas delivered 16-6 run and never looked back...Longhorns went on to win NIT title...Huskers ended season with 22-8 record.

## 1980 NIT

### Michigan 76, Nebraska 69

March 6--at Ann Arbor, Mich.

**Cornhuskers (69):** Ray Collins 5-11 4-4 4 14, Tim West 2-5 0-0 1 4, Andre Smith 13-18 4-6 30, Mike Naderer 0-2 1-2 1, Jack Moore 6-11 4-4 16, Greg Downing 1-2 0-0 2, Mark McVicker 1-4 0-0 2. Team 28-53 13-16 69.

**Wolverines (76):** Mike McGee 12-22 1-1 25, Thad Garner 2-5 1-4 5, Paul Heuerman 7-8 2-2 16, Mark Lozier 0-1 0-0 0, Johnny Johnson 7-10 5-6 19, Keith Smith 4-7 3-3 11, Marty Bodnar 0-3 0-0 0, Mark Bodnar 0-0 0-0 0. Team 32-56 12-16 76.

Nebraska	31	38	--	69
Michigan	34	42	--	76

FG%: Nebraska 52.8, Michigan 57.1. FT%: Nebraska 81.2, Michigan 75.0. **Rebounds:** Nebraska 25 (Smith 12), Michigan 28 (Johnson 7). **Personal fouls:** Nebraska 16, Michigan 16. **Fouled out:** Collins, Heuerman. **Assists:** Nebraska 7 (Moore 2), Michigan 9 (Johnson 4). **Turnovers:** Nebraska 10, Michigan 11. **Blocked shots:** Nebraska 3 (Collins, Moore, Downing 1), Michigan 2 (Garner, Heuerman 1). **Steals:** Nebraska 4 (Collins 4), Michigan 6 (Lozier, Johnson 2). **Officials:** Ron Zetcher, Dick Sanders, Jack Savage. **Attendance:** 9,756.

**Game Notes:** After a heartbreaking 60-59 loss to Kansas State in semifinals of Big Eight Tournament, Nebraska made second NIT appearance in three seasons...next-to-last game for Michigan coach Johnny Orr, who resigned following the season to become head coach at Iowa State...Huskers' Smith ended career with 30-point, 12-rebound effort...Michigan held 34-31 halftime lead and opened second half with 16-6 run and NU never came closer than three after that...loss ended NU's season at 18-13.

## 1983 NIT

### Nebraska 72, Tulane 65

March 17--at Lincoln, Neb.

**Green Wave (65):** Paul Thompson 4-15 2-3 10, Elton Webster 6-10 3-4 15, John Williams 4-10 2-2 10, Daryl Moreau 3-7 0-0 6, Howard Jenkins 6-10 0-0 3, Kevin Saulny 2-2 0-0 4, Danny Gauthier 0-1 0-0 0, Curtis Wallace 4-5 0-1 8. Team 29-60 7-10 65.

**Cornhuskers (72):** Claude Renfro 4-10 2-3 10, Stan Cloudy 10-17 0-0 20, Dave Hoppen 6-10 4-9 16, David Ponce 7-14 2-3 16, Greg Downing 4-7 0-0 8, Eric Williams 0-3 0-0 0, Lenard Johnson 1-1 0-0 2. Team 32-62 8-15 72.

Tulane	35	30	--	65
Nebraska	36	36	--	72

FG%: Tulane 48.3, Nebraska 51.6. FT%: Tulane 70.0, Nebraska 53.3. **Rebounds:** Tulane 31 (Webster 9), Nebraska 37 (Cloudy 14). **Personal fouls:** Tulane 16, Nebraska 12. **Fouled out:** none. **Assists:** Tulane 18 (Moreau, Jenkins 6), Nebraska 24 (Cloudy 7). **Turnovers:** Tulane 16, Nebraska 11. **Blocked shots:** Tulane 2 (Thompson, Webster 1), Nebraska 0. **Steals:** Tulane 4 (four with one), Nebraska 9 (Ponce 3). **Officials:** Jim Harvey, Bob Straface, James Burroughs. **Attendance:** 12,053.



Nebraska's 1983 NIT Semifinal team

**Game Notes:** Nebraska earned first postseason bid in three seasons and picked up first postseason win since 1978 with opening-round victory over Green Wave...Huskers held one-point halftime lead, then used 57.7 percent shooting from the field in the last half to secure the win...Huskers used 12-7 run to take 10-point advantage and Green Waves never got closer than five.

### Nebraska 85, Iona 73

March 21--at Lincoln, Neb.

**Gaels (73):** Tony Hargraves 3-9 2-4 8, Gary Springer 4-5 2-2 10, Bob Coleman 2-4 1-2 5, Rory Grimes 7-13 5-8 19, Steve Burt 9-16 4-5 22, Arnie Russell 4-5 1-2 9, Chris Crockett 0-2 0-0 0, Dan Parascandola 0-0 0-0 0, Mark Hooper 0-0 0-0 0. Team 29-54 15-23 73.

**Cornhuskers (85):** Claude Renfro 6-8 4-6 16, Stan Cloudy 9-17 6-8 24, Dave Hoppen 6-11 3-5 15, David Ponce 2-5 5-6 11, Greg Downing 4-8 2-4 10, Eric Williams 1-2 0-0 2, Leonard Johnson 2-2 3-5 7, Terry Smith 0-0 0-0 0, Handy Johnson 0-1 0-0 0. Team 31-54 23-34 85.

Iona	39	34	--	73
Nebraska	40	45	--	85

FG%: Iona 53.7, Nebraska 57.4. FT%: Iona 65.2, Nebraska 67.6. **Rebounds:** Iona 36 (Russell 10), Nebraska 27 (Cloudy 8). **Personal fouls:** Iona 31, Nebraska 18. **Fouled out:** Springer, Coleman, Russell. **Assists:** Iona 11 (Grimes 6), Nebraska 24 (Cloudy, Williams 5). **Turnovers:** Iona 30, Nebraska 17. **Blocked shots:** Iona 2 (Springer, Russell 1), Nebraska 5 (Johnson 3). **Steals:** Iona 7 (Burt 3), Nebraska 6 (Renfro 3). **Officials:** Sonny Holmes, Allie Prescott, Bob McGrath. **Attendance:** 14,712.

**Game Notes:** Nebraska advanced to the NIT quarterfinals with a 12-point victory over Iona...Huskers held one-point halftime lead, but visiting Gaels took 47-46 lead on Hargraves' dunk, but Cloudy jumper seconds later gave NU lead for good...Cloudy had second straight 20-point outing with a game-high 24 points.

### Nebraska 67, Texas Christian 57

March 24--at Lincoln, Neb.

**Horned Frogs (57):** Doug Arnold 7-17 2-2 16, Nick Cucinella 0-1 0-0 0, Brian Christensen 3-6 0-0 6, Dennis Nutt 4-15 0-0 8, Darrell Browder 11-27 3-6 25, Tom Mortimer 0-1 0-0 0, Kenny Hart 0-0 0-0 0, Johnny Pate 1-1 0-0 2, Paul Kapturkiewicz 0-0 0-0 0. Team 26-68 5-8 57.

**Cornhuskers (67):** Claude Renfro 1-2 6-9 8, Stan Cloudy 8-13 2-2 18, Dave Hoppen 8-14 0-0 16, David Ponce 2-8 2-3 6, Greg Downing 5-6 0-0 10, Brett Hughes 0-0 0-1 0, Eric Williams 1-1 0-0 2, Leonard Johnson 2-3 1-2 5, Trent Scarlett 0-0 2-2 2. Team 27-47 13-19 67.

Texas Christian	19	39	--	57
Nebraska	36	31	--	67

FG%: Texas Christian 38.2, Nebraska 57.4. FT%: Texas Christian 62.5, Nebraska 68.4. **Rebounds:** Texas Christian (Arnold 9), Nebraska 31 (Cloudy 9). **Personal fouls:** Texas Christian 20, Nebraska 17. **Fouled out:** none. **Assists:** Texas Christian 7 (Browder 3), Nebraska 23 (Ponce,



Downing 7). **Turnovers:** Texas Christian 15, Nebraska 18. **Blocked shots:** Texas Christian 3 (Arnold 3), Nebraska 6 (Hoppen 4). **Steals:** Texas Christian 8 (Arnold 3), Nebraska 4 (Ponce 2). **Officials:** Jim Desmond, Mike Stockner, Art Willard. **Attendance:** 14,753.

**Game Notes:** Nebraska bolted to a 19-8 lead in the game's first eight minutes, and owned 36-19 halftime advantage as Huskers held Horned Frogs to 27.6 percent shooting from the floor in the opening half...Huskers built lead to as many as 24 in last half, and the closest TCU came was 10 twice...Cloudy again led the way with a team-high 18 points...crowd was largest of the season, allowed Huskers to break the Devaney Center record for total attendance...fans started lining up before 6 a.m. on March 22nd for tickets to game, the then-14,438-seat Devaney Center sold out in five hours after windows opened at 9 a.m....school-record-tying 22nd win.

## DePaul 68, Nebraska 58

March 28--at New York City (Semifinals)

**Blue Demons (68):** Tyrone Corbin 5-9 5-7 15, Kevin Holmes 1-4 2-2 4, Brett Burkholder 0-2 3-4 3, Tony Jackson 5-10 7-9 17, Kenny Patterson 2-7 5-7 9, Bernard Randolph 5-13 3-6 13, Walter Downing 2-8 1-2 5, Raymond McCoy 0-1 0-0 0, Jerry McMillan 1-2 0-0 2. Team 21-56 26-37 68.

**Cornhuskers (58):** Stan Cloudy 2-13 0-0 4, Claude Renfro 5-13 3-4 13, Dave Hoppen 5-13 5-13 15, Greg Downing 3-6 4-4 10, David Ponce 2-5 0-1 4, Eric Williams 2-5 2-2 6, Leonard Johnson 3-6 0-0 6, Terry Smith 0-1 0-0 0, Kenny Walton 0-0 0-0 0. Team 22-62 14-24 58.

DePaul	36	32	--	68
Nebraska	31	27	--	58

**FG%:** DePaul 37.5, Nebraska 35.5. **FT%:** DePaul 70.3, Nebraska 58.3. **Rebounds:** DePaul 48 (Corbin 16), Nebraska 41 (Hoppen 9). **Personal fouls:** DePaul 19, Nebraska 27. **Fouled out:** Jackson, Downing, Renfro, Ponce. **Assists:** DePaul 11 (Patterson 3), Nebraska 18 (Downing 5). **Turnovers:** DePaul 16, Nebraska 18. **Blocked shots:** DePaul 10 (Downing 8), Nebraska 4 (Hoppen 4). **Steals:** DePaul 9 (Burkholder, Jackson 2), Nebraska 7 (Downing 3). **Officials:** Joey Sylvester, Ed Cartotto, Dave Pollack. **Attendance:** 8,614.

**Game Notes:** DePaul ended Nebraska's NIT title bid...Hoppen earned first-team All-NIT honors...Huskers never led, as Blue Demons built 15-point first-half lead and led by five at halftime...NU tied game at 52 on Hoppen jumper with 8:42 to go, but Patterson's jumper seconds later gave DePaul lead for good as Huskers hit just 30.3 percent from the floor in last half...Huskers ended season with 22-10 record, DePaul lost in title game to Fresno State.

## 1984 NIT

### Nebraska 56, Creighton 54

March 15--at Omaha, Neb.

**Cornhuskers (56):** Ronnie Smith 2-4 0-0 4, Stan Cloudy 0-3 0-0 0, Dave Hoppen 11-20 3-3 25, David Ponce 4-7 2-2 10, Eric Williams 3-8 0-0 6, Brian Carr 2-7 0-0 4, Curtis Moore 3-7 1-2 7, James Moore 0-1 0-0 0, John Matzke 0-0 0-0 0. Team 25-57 6-7 56.

**Bluejays (54):** Gregory Brandon 1-6 0-0 2, Karlas Gripado 0-0 0-0 0, Benoit Benjamin 10-14 3-3 23, Gary Swain 4-7 2-3 10, Vernon Moore 6-11 2-5 14, Kenny Evans 2-6 1-2 5, Reggie Morris 0-0 0-0 0, Kenny Smith 0-0 0-0 0. Team 23-44 8-13 54.

Nebraska	28	28	--	56
Creighton	31	23	--	54

**FG%:** Nebraska 43.9, Creighton 52.2. **FT%:** Nebraska 85.7, Creighton 61.5. **Rebounds:** Nebraska 27 (Hoppen 10), Creighton 30 (Benjamin 14). **Personal fouls:** Nebraska 14, Creighton 12. **Fouled out:** Ponce. **Assists:** Nebraska 15 (Carr, Ponce 5), Creighton 9 (Moore 4). **Turnovers:** Nebraska 9, Creighton 14. **Blocked shots:** Nebraska 1 (Cloudy), Creighton 3 (Benjamin 2). **Steals:** Nebraska 4 (Smith 3), Creighton 7 (Evans 3). **Officials:** Verl Sell and Mike Stockner. **Attendance:** 9,158.

**Game Notes:** After handing Creighton a 65-56 loss in Lincoln during the regular season, the Cornhuskers rallied from three-point halftime

deficit to knock off Bluejays in first round of NIT at Omaha...Hoppen tied the game at 54 with 12 seconds to play, and put Nebraska ahead when he made a free throw after a technical foul had been called on CU's Benjamin...Moore then made one of two free throws with three seconds to give NU two-point win...Hoppen had game-high 25 points, outscored Creighton's Benjamin in two meetings, 52-33...NU earned consecutive postseason bids for first time ever.

## Xavier 58, Nebraska 57

March 19--at Cincinnati, Ohio

**Cornhuskers (57):** Curtis Moore 2-8 1-1 5, Ronnie Smith 2-3 0-0 4, Dave Hoppen 9-14 4-5 22, David Ponce 5-9 0-0 10, Eric Williams 1-6 0-0 2, Brian Carr 1-3 0-1 2, Stan Cloudy 5-11 2-2 12, John Matzke 0-0 0-0 0. Team 25-54 7-9 57.

**Muskateers (58):** Dexter Bailey 4-8 0-1 8, John Shimko 0-3 4-4 4, Jeff Jenkins 9-14 0-0 18, Ralph Lee 1-5 2-2 4, Victor Fleming 6-10 8-8 20, Leroy Greenridge 0-0 0-0 0, Richard Harris 2-4 0-2 4, Walter McBride 0-0 0-0 0. Team 22-44 14-17 58.

Nebraska	25	32	--	57
Xavier	30	28	--	58

**FG%:** Nebraska 46.3, Xavier 50.0. **FT%:** Nebraska 77.8, Xavier 82.4. **Rebounds:** Nebraska 29 (7 Hoppen), Xavier 26 (6 Shimko). **Personal fouls:** Nebraska 18, Xavier 12. **Fouled out:** Ponce. **Assists:** Nebraska 18 (Williams 5), Xavier 14 (Lee 9). **Turnovers:** Nebraska 13, Xavier 14. **Blocked shots:** Nebraska 0, Xavier 2 (Bailey, Jenkins 1). **Steals:** Nebraska 5 (Cloudy 2), Xavier 4 (four with one). **Officials:** Don Ferguson, Walley Tanner, Reggie Copeland. **Attendance:** 9,519.

**Game Notes:** Forced to the road for a second-straight game because the Devaney Center was being utilized for the NCAA Midwest Regional, Huskers couldn't overcome Xavier's five-point halftime advantage...Nebraska had 49-48 lead with five minutes to play, but Xavier scored four-straight points to take 52-49 lead and closest Huskers came was one on two occasions...NU pulled to within 56-55 on Cloudy jumper with 22 seconds to play, but Shimko's free throws sealed Muskateer win...Hoppen had game-high 22 to lead Huskers, would go on to play for NIT All-Star team in summer...NU ended season with 18-12 record.

## 1985 NIT

### Nebraska 79, Canisius 66

March 13--at Lincoln, Neb.

**Golden Griffins (66):** Brian Smith 1-5 3-4 5, Derrick Russell 0-3 2-2 2, Mike Smrek 6-7 2-4 14, Michael Ray Jackson 4-7 2-3 10, Ray Hall 5-13 6-8 16, Gregg Martinsen 1-2 3-7 5, Mike Trivisonno 0-2 0-0 0, Lamont Gilbert 3-7 0-0 6, Chris Heinold 4-11 0-1 8. Team 24-57 18-28 66.

**Cornhuskers (79):** Curtis Moore 5-12 1-1 11, Bill Jackman 4-8 7-9 15, Dave Hoppen 4-8 13-16 21, Harvey Marshall 5-10 4-4 14, Brian Carr 3-5 4-5 10, Demetrius Buchanan 1-5 3-4 5, Anthony White 0-0 0-0 0, Joel Sealer 0-0 1-2 1, Mike Martz 0-1 0-0 0, Ronnie Smith 0-1 0-0 0, John Matzke 1-3 0-0 2. Team 23-53 33-41 79.

Canisius	33	33	--	66
Nebraska	36	43	--	79

**FG%:** Canisius 42.1, Nebraska 43.3. **FT%:** Canisius 64.2, Nebraska 80.5. **Rebounds:** Canisius 38 (Martinsen 7), Nebraska 34 (Jackman 10). **Total fouls:** Canisius 31, Nebraska 25. **Fouled out:** Smrek, Gilbert, Heinold, Moore, Matzke. **Assists:** Canisius 12 (Hall 3, Martinsen 3, Trivisonno 3), Nebraska 18 (Marshall 5). **Turnovers:** Canisius 14, Nebraska 8. **Blocked shots:** Canisius 2 (Heinold 2), Nebraska 1 (Smith 1). **Steals:** Canisius 4 (Smith 2), Nebraska 9 (Moore 4). **Officials:** Eric Harmon, Verl Sell, Ted Hillary. **Attendance:** 7,443.

**Game Notes:** Nebraska's third-straight NIT bid...game tied Sports Center records for free-throw attempts by both teams (69), disqualifications by both teams (five), disqualifications by one team (3 by Canisius)...Hoppen passed Andre Smith to become Nebraska's No. 2 and Big Eight's No. 12 career scorer with 1,724 points...Jackman had career-high 10 rebounds.



Nebraska's 1986 NCAA Tournament team

## UCLA 82, Nebraska 63

March 19--at Los Angeles

**Cornhuskers (63):** Curtis Moore 4-8 0-0 8, Bill Jackman 4-6 0-0 8, Dave Hoppen 10-20 3-4 23, Brian Carr 2-6 0-0 4, Harvey Marshall 4-10 0-0 8, Ronnie Smith 1-1 0-0 2, John Matzke 1-1 0-0 2, Demetrius Buchanan 3-6 0-2 6, Mike Martz 0-0 0-0 0, Joel Sealer 1-2 0-0 2, Anthony White 0-0 0-1 0. Team 30-60 3-7 63.

**Bruins (82):** Gary Maloncon 5-12 0-0 10, Reggie Miller 10-15 9-9 29, Brad Wright 1-6 2-4 4, Montel Hatcher 8-13 2-2 18, Nigel Miguel 6-10 2-2 14, Kelvin Butler 1-1 0-0 2, Corey Gaines 0-2 1-2 1, Dave Immel 0-1 0-0 0, Jack Haley 1-1 0-0 2, Jerald Jones 1-1 0-0 2, Jeff Dunlap 0-0 0-0 0, Darryl Morris 0-1 0-0 0. Team 33-63 16-19 82.

Nebraska	31	32	--	63
UCLA	41	41	--	82

FG %: Nebraska 50.0, UCLA 52.4. FT%: Nebraska 42.9, UCLA 84.2. **Rebounds:** Nebraska 27 (Hoppen 9), UCLA 34 (Wright 15). **Total fouls:** Nebraska 19, UCLA 12. **Fouled out:** Matzke. **Assists:** Nebraska 18 (Carr 6), UCLA 16 (Wright 4). **Turnovers:** Nebraska 17, UCLA 12. **Blocked shots:** Nebraska 3 (Smith 2), UCLA 5 (Wright 4). **Steals:** Nebraska 5 (Moore 2), UCLA 8 (Miller 4). **Officials:** Robert McKendry, James Danner, Fred Carbone. **Attendance:** 7,228.

**Game Notes:** Hoppen became eighth Big Eight player and first Husker to score 700 points in a season, finishing with 704... Nebraska's ninth-straight road loss...NU ended season with 16-14 record, UCLA went on to win NIT title for first time ever.

## 1986 NCAA

### Western Kentucky 67, Nebraska 59

March 14--at Charlotte, N.C.

**Cornhuskers (59):** Bernard Day 8-14 2-4 18, John Matzke 0-1 0-0 0, Chris Logan 3-5 4-8 10, Harvey Marshall 4-9 3-3 11, Brian Carr 4-12 2-2 0, Darren Brown 0-0 0-0 0, Anthony Bailous 4-6 2-2 10. Team 23-47 13-19 59.

**Hilltoppers (67):** Kannard Johnson 4-11 2-2 10, Ray Swogger Clarence Martin 5-8 1-3 11, James McNary 0-8 8-8 8, Billy Gordon 6-16 0-0 12, Kurk Lee 0-0 0-0 0, Brett McNeal 2-4 0-0 4, Fred Tisdale 0-0 0-0 0, Tellis Frank 3-6 0-0 6. Team 28-68 11-13 67.

Nebraska	26	33	--	59
Western Kentucky	33	34	--	67

FG%: Nebraska 48.9, Western Kentucky 41.1. FT%: Nebraska 68.6, Western Kentucky 84.6. **Rebounds:** Nebraska 35 (Logan 12), Western Kentucky 35 (Martin 12). **Total fouls:** Nebraska 14, Western Kentucky 18. **Fouled out:** none. **Assists:** Nebraska 8 (Carr 5), Western Kentucky 11 (McNary 7). **Turnovers:** Nebraska 13, Western Kentucky 4. **Blocked shots:** Nebraska 0, Western Kentucky 0. **Steals:** Nebraska 2 (Marshall 1, Logan 1), Western Kentucky 1 (Gordon 1). **Officials:** Mark Reischling, Charlie Vacca, Sam Lickliter. **Attendance:** 11,666.

**Game Notes:** Nebraska's first official appearance in NCAA Tournament...Huskers trailed, 53-35, with 10:34 left, outscored Hilltoppers 20-6, to pull within 59-55 with 1:33 to go, but could get no closer...Huskers ended season with a 19-11 record...Coach Moe Iba resigned after game.

## 1987 NIT

### Nebraska 78, Marquette 76

March 11--at Lincoln, Neb.

**Warriors (76):** David Boone 4-8 4-8 12, Michael Flory 3-6 0-0 6, Tom Copa 7-9 0-1 14, Michael Sims 1-2 0-0 3, Tony Smith 6-9 5-6 18, Kevin Johnson 6-9 3-4 16, Pat Foley 2-4 0-0 4, Tony Reeder 0-1 1-2 1. Team 29-48 13-20 76.

**Cornhuskers (78):** Derrick Vick 5-9 4-4 14, Bernard Day 8-8 2-2 18, Bill Jackman 2-4 5-8 9, Henry Buchanan 3-9 1-3 9, Brian Carr 5-11 0-2 12, Jeff Rekegeweg 0-2 0-0 0, Richard van Poelgeest 0-2 0-0 0, Anthony Bailous 6-7 2-2 14, Keith Neubert 1-2 0-0 2. Team 30-54 14-21 78.

Marquette	44	32	--	76
Nebraska	38	40	--	78

**3-point goals:** Marquette 5-13 (Flory 2-5, Sims 1-2, Smith 1-2, Johnson 1-2, Foley 0-2), Nebraska 4-10 (Buchanan 2-4 Carr 2-5, Rekegeweg 0-1). **FG%:** Marquette 60.4, Nebraska 55.6. **FT%:** Marquette 65.0, Nebraska 66.7. **Rebounds:** Marquette 28 (Copa 9), Nebraska 22 (Vick 6, Day 6). **Personal fouls:** Marquette 18, Nebraska 16. **Fouled out:** none. **Assists:** Marquette 19 (Johnson 8), Nebraska 16 (Day 5). **Turnovers:** Marquette 19, Nebraska 11. **Blocked shots:** Marquette 1 (Copa), Nebraska 1 (Jackman 1). **Steals:** Marquette 5 (Copa 3), Nebraska 8 (Day 3). **Officials:** Daniel Christmas, Ronald Olesiak, Daniel Taylor. **Attendance:** 12,096.

**Game Notes:** Carr hit short game-winning jumper with .07 seconds left, and was fouled in the act of shooting...he intentionally missed free throw and Marquette was unable to call time out...first Nebraska-Marquette game in 28 years...fifth-straight postseason tournament bid for the Cornhuskers.


### Nebraska 78, Arkansas 71

March 17--at Lincoln, Neb.

**Razorbacks (71):** Mike Ratliff 3-4 1-3 7, Stephan Moore 1-2 0-0 2, Mario Credit 2-2 0-0 4, Keith Wilson 0-6 3-4 3, Ron Huery 3-8 4-7 10, Allie Freeman 3-4 3-5 9, Andrew Lang 2-4 0-1 4, Kenny Hutchinson 1-1 0-0 2, Phillip McKellar 3-4 2-2 9, Cannon Whitby 1-4 0-1 2, Tim Scott 5-12 3-5 17, Shawn Baker 0-1 2-2 2. Team 24-52 18-30 71.

**Cornhuskers (78):** Derrick Vick 8-9 2-5 18, Bernard Day 6-8 7-9 19, Bill Jackman 1-5 0-0 2, Henry Buchanan 0-7 11-13 11, Brian Carr 2-9 2-4 6, Jeff Rekegeweg 0-0 0-0 0, Richard van Poelgeest 0-2 0-0 0, Anthony Bailous 9-12 2-3 20, Joel Sealer 0-0 0-0 0, Mike Martz 0-0 0-0 0, Keith Neubert 1-3 0-0 2. Team 27-55 24-34 78.

Arkansas	12	59	--	71
Nebraska	31	47	--	78



Nebraska's 1987 NIT Semifinal team



**3-point goals:** Arkansas 5-17 (Huery 0-4, McKellar 1-1, Whitby 0-3, Scott 4-9), Nebraska 0-5 (Buchanan 0-1, Carr 0-4). **FG%:** Arkansas 46.2, Nebraska 49.1. **FT%:** Arkansas 60.0, Nebraska 70.6. **Rebounds:** Arkansas 33 (Lang 8), Nebraska 39 (Jackman 9). **Personal fouls:** Arkansas 28, Nebraska 24. **Fouled out:** Wilson, Bailous. **Assists:** Arkansas 9 (Huery 3), Nebraska 18 (Buchanan 6). **Turnovers:** Arkansas 19, Nebraska 16. **Blocked shots:** Arkansas (3 with 1), Nebraska 0. **Steals:** Arkansas 10 (Huery 4), Nebraska 4 (four with 1). **Officials:** Ted Hillary, Randy Drury, Ronald Winter. **Attendance:** 14,529.

**Game Notes:** Razorbacks' 12 first-half points were a Devaney Center record for the fewest scored in a half, but their 59 second-half points were two off the record for most in a half...Hogs had as many turnovers as field-goal attempts (15) in the first half and made just three field goals...Arkansas closed within 53-50 with 7:12 left, but Huskers answered with 11-1 rally to regain breathing room and wrapped up win when Buchanan made six-straight free throws in last 1:41...Huskers' fifth-straight home-court win, NU's seventh win in seven all-time NIT home games ...crowd was largest of season.

## Nebraska 81, Washington 76

March 21--at Lincoln, Neb.

**Huskies (76):** Kevin Vidato 0-1 0-0 0, Phil Zevenbergen 4-11 4-4 12, Chris Welp 8-12 2-2 18, Greg Hill 10-25 0-1 25, Eldridge Recasner 4-7 2-2 10, Jeff Sanor 0-0 0-0 0, Al Moscatel 0-1 4-4 4, Mark West 1-2 3-4 5, Ron Caldwell 1-1 0-0 2, J.D. Taylor 0-1 0-2 0. Team 28-61 15-19 76.

**Cornhuskers (81):** Derrick Vick 5-13 7-10 17, Bernard Day 4-8 7-8 15, Bill Jackman 1-2 2-3 4, Henry Buchanan 5-6 2-2 15, Brian Carr 4-11 7-8 17, Richard van Poelgeest 0-2 0-0 0, Anthony Bailous 2-8 3-5 7, Keith Neubert 2-6 2-2 6. Team 23-56 30-38 81.

Washington	30	46	--	76
Nebraska	36	45	--	81

**3-point goals:** Washington 5-14 (Hill 5-13, Moscatel 0-1), Nebraska 5-11 (Buchanan 3-4, Carr 2-6 Bailous 0-1). **FG%:** Washington 45.9, Nebraska 41.1. **FT%:** Washington 78.9, Nebraska 78.9. **Rebounds:** Washington 42 (Zevenbergen 10), Nebraska 30 (Vick 8). **Personal fouls:** Washington 30, Nebraska 18. **Fouled out:** Zevenbergen, Welp, Vidato, Moscatel. **Assists:** Washington (Moscatel 4), Nebraska 15 (three with 3). **Turnovers:** Washington 21, Nebraska 14. **Blocked shots:** Washington 3 (Zevenbergen 2), Nebraska 1 (Vick 1). **Steals:** Washington 2 (Zevenbergen 1, Recasner 1), Nebraska 11 (Jackman 3). **Officials:** Dan Christmas, Ken Falkner, Tom O'Neill. **Attendance:** 14,460.

**Game Notes:** Nebraska built a 57-44 lead with 11:26 left, but Hill hit three-straight 3-point goals to ignite a 27-9 Washington rally which gave Huskies 71-66 lead with 2:02 to go...Huskers rallied to regain 72-71 lead, but two Recasner free throws put Washington back up, 73-72, with 50 seconds left...Carr hit a 3-point shot with 33 seconds remaining to give NU the lead for good, 75-73, then hit four free throws in last 14 seconds...Buchanan's two free throws with four seconds to go iced Nebraska's second trip in five years to New York and NIT Final Four...win also gave Nebraska its fifth 20-win basketball season ...Carr increased career scoring total to 1,152 passing Marvin Stewart and Brian Banks to move into ninth on Husker career scoring chart...his three assists increased his career total to 666 and he moved past Iowa State's Jeff Hornacek into second on the Big Eight career assist chart...crowd was second-largest of season, enabling Nebraska to set season total attendance record of 197,395...Huskers' sixth straight homecourt win, eighth win in eight NIT home games.

## Southern Mississippi 82, Nebraska 75

March 24--at New York City (Semifinals)

**Golden Eagles (82):** Derrek Hamilton 4-13 3-4 11, John White 5-12 6-7 19, Randolph Keys 10-18 4-4 24, Casey Fisher 2-5 0-0 6, Kenny Siler 2-7 0-1 4, Willie Brown 0-2 0-0 0, Randy Pettus 3-7 0-1 8, Jurado Hinton 4-5 2-3 10, Jimmy Smith 0-0 0-0 0. Team 30-69 15-20 82.

**Cornhuskers (75):** Derrick Vick 8-9 3-4 19, Bernard Day 4-9 6-9 14, Bill Jackman 3-7 1-1 7, Henry Buchanan 3-10 0-0 7, Brian Carr 5-14 1-1 12, Anthony Bailous 5-12 2-3 14, Keith Neubert 1-4 0-0 2, Richard van Poelgeest 0-0 0-0 0, Jeff Rekeweg 0-1 0-0 0. Team 29-66 13-19 75.

Southern Mississippi	43	39	--	82
Nebraska	42	33	--	75

**3-point goals:** Southern Mississippi 7-14 (White 3-5, Fisher 2-4, Siler 0-1, Pettus 2-4), Nebraska 4-9 (Buchanan 1-2, Carr 1-4, Bailous 2-3). **FG%:** Southern Mississippi 43.5, Nebraska 43.9. **FT%:** Southern Mississippi 75.0, Nebraska 68.4. **Rebounds:** Southern Mississippi 46 (Keys 9), Nebraska 39 (Jackman 9). **Personal fouls:** Southern Mississippi 18, Nebraska 22. **Fouled out:** none. **Assists:** Southern Mississippi 22 (Pettus 8), Nebraska 16 (Carr 7). **Turnovers:** Southern Mississippi 17, Nebraska 19. **Blocked shots:** Southern Mississippi 6 (Keys 2, Hinton 2), Nebraska 2 (Day 1, Bailous 1). **Steals:** Southern Mississippi 6 (White 2, Keys 2), Nebraska 9 (Bailous 3). **Officials:** Larry Lembo, Jim Garvey, Jim Kinsey. **Attendance:** 7,965.

**Game Notes:** Nebraska led by 13 twice in first half, second time at 22-9 with 13:10 to go, but Eagles came back to take 43-42 halftime lead...Huskers bounced back at start of second half and led, 56-52, with 11:01 left, but USM launched 21-6 rally to take command of the game...Eagles went on to win NIT title game from La Salle two nights later, 84-80...first-ever meeting between Nebraska and Southern Mississippi.

## Nebraska 76, Arkansas-Little Rock 67 (OT)

March 26--at New York City (Semifinals)

**Cornhuskers (76):** Derrick Vick 6-11 5-7 17, Bernard Day 4-5 2-4 10, Bill Jackman 3-5 2-2 8, Henry Buchanan 3-7 0-0 8, Brian Carr 6-16 3-3 18, Keith Neubert 2-5 2-4 6, Anthony Bailous 2-7 4-4 9, Mike Martz 0-0 0-0 0. Team 26-57 18-24 76.

**Trojans (67):** James Dawn 8-16 6-9 22, Daron Hoges 5-14 1-3 11, Jeff Cummings 0-0 2-2 2, Juric Brown 3-9 3-4 9, Paul Springer 1-2 0-0 2, Curtis Kidd 4-11 8-9 16, Reggie Smith 1-1 0-0 2, Eddie Powell 1-6 0-0 3. Team 23-59 20-27 67.

Nebraska	37	28	11--	76
Arkansas-Little Rock	32	33	2--	67

**3-point goals:** Nebraska 6-13 (Buchanan 2-5, Carr 3-7, Bailous 1-1), Arkansas-Little Rock 1-7 (Dawn 0-1, Brown 0-2, Powell 1-4). **FG%:** Nebraska 46.4, Arkansas-Little Rock 39.0. **FT%:** Nebraska 75.0, Arkansas-Little Rock 74.1. **Rebounds:** Nebraska 34 (Vick 12), Arkansas-Little Rock 42 (Dawn 13). **Personal fouls:** Nebraska 19, Arkansas-Little Rock 19. **Fouled out:** Jackman, Neubert. **Assists:** Nebraska 19 (Carr 9), Arkansas-Little Rock 17 (Springer 5). **Turnovers:** Nebraska 14, Arkansas-Little Rock 15. **Blocked shots:** Nebraska 5 (Vick 3), Arkansas-Little Rock 2 (Cummings 1, Kidd 1). **Steals:** Nebraska 8 (Carr 6), Arkansas-Little Rock 7 (Dawn 2, Hoges 2, Kidd 2). **Officials:** Jim Burr, Dave Day, Mark DiStoala. **Attendance:** 12,742.

**Game Notes:** Nebraska led by as many as 12 in first half and was up, 58-51, with 9:17 left in regulation, but UALR outscored Huskers, 12-2, over next six minutes to take 63-60 lead with 3:25 to go...Carr hit 3-pointer to tie, then Day scored with 1:44 left to give NU 65-63 lead...Dawn scored 15 seconds later to tie it again, but missed two potential game-winning free throws with 20 seconds left...Nebraska scored first 11 points of overtime to get 21st win of season...win was Huskers' fourth in OT in 1986-87 and team's ninth-straight in overtime over four-year period...Carr's nine assists (all in regulation) left him with 682 career assists, two behind the Big Eight record of 684 set the previous week by Cedric Hunter of Kansas...Vick was named to All-NIT team.

## 1989 NIT

### Nebraska 81, Arkansas State 79

March 16--at Lincoln, Neb.

**Indians (79):** John Tate 11-16 1-6 23, Ed Loudon 8-15 1-2 22, Greg Williams 1-1 0-0 2, Chris Dillard 2-5 0-1 5, Carl Archer 2-3 0-1 4, Alan Bannister 3-5 0-0 6, Bo Brown 4-5 3-5 11, Barry Mayberry 1-4 0-0 3, Kyle James 1-2 0-0 3, Bobby Collins 0-0 0-0 0. Team 33-56 15-15 79.

**Cornhuskers (81):** Richard van Poelgeest 7-10 2-4 16, Beau Reid 4-8 3-6 12, Rich King 6-8 4-7 16, Clifford Scales 0-4 0-0 0, Eric Johnson 6-13 4-4 18, Pete Manning 3-4 5-6 11, Ray Richardson 3-7 1-2 8, Todd Koca 0-0 0-0 0, Dapreis Owens 0-1 0-1 0. Team 29-55 19-30 81.



Arkansas State	33	46	--	79
Nebraska	42	39	--	81

**3-point goals:** Arkansas State 8-14 (Louden 5-8, Dillard 1-2, Mayberry 1-3, James 1-1), Nebraska 4-9 (Reid 1-2, Johnson 2-3, Richardson 1-4). **FG%:** Arkansas State 58.9, Nebraska 52.7. **FT%:** Arkansas State 33.3, Nebraska 63.3. **Rebounds:** Arkansas State 36 (Brown 9), Nebraska 26 (Manning 5). **Personal fouls:** Arkansas State 23, Nebraska 26. **Assists:** Arkansas State 19 (Archer 7), Nebraska 24 (Scales 10). **Turnovers:** Arkansas 22, Nebraska 12. **Blocked shots:** Arkansas State 2 (Williams, Bannister), Nebraska 2 (King, Manning). **Steals:** Arkansas State 6 (Brown 3), Nebraska 9 (Johnson 4). **Officials:** Dan Nicksich, William Kennedy, Richard Ball. **Attendance:** 8,862.

**Game Notes:** Arkansas State's Dillard had chance to send game into overtime, but the freshman missed front end of one-and-one free throw with no time left on clock (officials ruled that foul by Nebraska's Johnson came before horn sounded)...Huskers roared to 65-48 lead with 12:21 left, but 10-0 Indian run from 4:59 to 0:48 capped 31-11 ASU rally that gave visitors' 79-76 lead...Johnson, playing in what proved to be his final career home game, got NU within 79-78 on 13-foot jumper with 0:32 left, grabbed rebound when Archer missed front end of one-and-one with 0:25 to go, then hit both ends of two-shot free throw situation with 0:14 left for winning points...Scales failed to score for first time in 1988-89, but had career-high 10 assists, equaling season high for Huskers...win gave NU 9-0 Devaney Center record in NIT, assured winning season, was Nebraska's only 1988-89 win when opponent shot 50 percent or better from field...first-ever NU-ASU meeting.

## Ohio State 85, Nebraska 74

March 20--at Columbus, Ohio

**Cornhuskers (74):** Richard van Poelgeest 1-3 0-0 2, Beau Reid 4-11 1-2 9, Rich King 2-6 0-0 4, Eric Johnson 9-15 0-0 23, Clifford Scales 2-6 2-2 6, Dapreis Owens 7-11 4-4 18, Pete Manning 1-5 0-0 2, Ray Richardson 3-9 2-2 10. Team 29-66 9-10 74.

**Buckeyes (85):** Tony White 3-6 0-0 6, Jerry Francis 6-15 0-0 12, Perry Carter 5-7 3-6 13, Chris Jent 1-5 1-2 4, Jamaal Brown 3-6 5-6 13, James Bradley 3-6 2-3 11, Eli Brewster 0-1 0-0 0, Joe Dumas 1-1 2-2 4, Treg Lee 1-1 0-0 2, Steve Hall 0-0 0-0 0, Grady Mateen 6-9 8-9 20, Bill Robinson 0-1 0-0 0. Team 29-58 21-28 85.

Nebraska	37	37	--	74
Ohio State	43	42	--	85

**3-point goals:** Nebraska 7-19 (Reid 0-3, Johnson 5-8, Scales 0-1, Richardson 2-7), Ohio State 6-11 (Jent 1-2, Brown 2-3, Bradley 3-5, Brewster 0-1). **FG%:** Nebraska 43.9, Ohio State 50.0. **FT%:** Nebraska 90.0, Ohio State 75.0. **Rebounds:** Nebraska 30 (Reid 7, Owens 7), Ohio State 25 (Carter 12). **Personal fouls:** Nebraska 20, Ohio State 13. **Fouled out:** none. **Assists:** Nebraska 17 (Reid 5, Johnson 5), Ohio State 15 (Jent 5). **Turnovers:** Nebraska 16, Ohio State 15. **Blocked shots:** Nebraska 1 (Scales), Ohio State 4 (Carter 3). **Steals:** Nebraska 4 (Johnson 2), Ohio State 0. **Officials:** Kerri Smith, Michael Smith, Paul Andrzejewski. **Attendance:** 13,276.

**Game Notes:** Nebraska rallied from 8-point first-half deficit to tie, on 3-point goal by Johnson with 1:16 left in half, but Buckeyes got back-to-back 3-pointers from freshman guards Brown and Jent to take 43-37 halftime lead...OSU jumped to 58-42 lead in second half, Huskers rallied within 64-57 with 7:23 to go, but 19-2 Buckeye run put game away...Ohio State played 10th-straight game without star guard Jay Burson (broken vertebra)...Johnson's 23 points, his best high since second game of season, were helped by school-record-tying five 3-point goals... his two steals gave him 68 for the season, breaking the old Nebraska record of 67 set by Brian Carr in 1986-87; he finished his two-year NU career with 128 steals, tying him for second behind Carr (159) with the late Jack Moore...playing some 60 miles from his Mansfield, Ohio, home, Husker freshman Owens scored career-high 18 points, grabbed seven rebounds, one off career high...NU ended with 17-16 record.



Nebraska's 1991 NCAA Tournament team owns the school single-season victory record with 26 wins.

## 1991 NCAA

### Xavier 89, Nebraska 84

March 14--at Minneapolis, Minn.

**Musketeers (89):** Davenport 5-13, 4-4 17, Williams 0-1 4-4 4, Grant 3-6 9-12 15, J. Walker 5-9 7-11 18, Gladden 9-15 0-0 20, Brantley 2-3 2-4 6, Wilson 2-2 1-2 5, Edwards 1-1 0-0 2, Parker 0-0 2-3 2. Team 27-50 29-40 89.

**Cornhuskers (84):** Tony Farmer 5-9 5-8 15, Beau Reid 2-12 2-4 6, Rich King 11-17 7-8 25, Keith Moody 1-3 0-0 2, Clifford Scales 4-5 3-4 12, Carl Hayes 7-12 1-3 15, Dapreis Owens 0-1 0-0 0, Eric Piatkowski 3-10 1-1 9. Team 33-69 14-27 84.

Xavier	45	44	--	89
Nebraska	42	42	--	84

**3-point goals:** Xavier 6-14 (Davenport 3-8, J. Walker 1-2, Gladden 2-3, Brantley 0-1), Nebraska 4-13 (Farmer 0-1, Reid 0-3, King 1-1, Scales 1-2, Piatkowski 2-6). **FG%:** Xavier 54.0, Nebraska 47.8. **FT%:** Xavier 72.5, Nebraska 51.9. **Rebounds:** Xavier 30 (Grant 10), Nebraska 41 (King 12). **Personal fouls:** Xavier 22, Nebraska 25. **Fouled out:** Williams, Farmer. **Assists:** Xavier 14 (J. Walker 8), Nebraska 17 (King 4). **Blocked shots:** Xavier 2 (Williams, Edwards), Nebraska 5 (King 2, Piatkowski 2). **Steals:** Xavier 9 (three with 2), Nebraska 8 (Farmer 2, King 2). **Officials:** Joseph Silvester, Donnee Gray, Bob Vetkoetter. **Attendance:** 25,348.

**Game Notes:** Nebraska's best basketball season in memory ended in disappointment as regional third-seeded Huskers lost to tourney-veteran Xavier...underdog Musketeers jumped to 17-8 lead, led by as many as 38-26 with 5:12 left in half before Huskers closed half with 16-7 run...making its second "official" NCAA appearance, its first in five years, Nebraska came back to lead three times in second half, last time at 72-71 on Scales 3-pointer with 7:22 to go...Xavier regained lead for good at 75-74 on J. Walker free throw with 6:03 left...Piatkowski 3-pointer pulled Huskers within 80-79 at 3:12, but Musketeers, making sixth-straight NCAA appearance, put on a 9-2 rally for insurmountable 89-81 lead in closing seconds...King's second career 3-pointer just before buzzer created final margin; playing in school-record 124th game, he increased career rebound total to final of 761, passed Andre Smith to finish third on NU career chart...crowd was largest to ever see Nebraska play basketball...Huskers' 51.9 percent free-throw shooting (14-of-27) was worst of season...Nebraska finished 26-8, Xavier went to 22-9, then lost to Connecticut in second round.

**1992 NCAA****Connecticut 86, Nebraska 65**

March 19--at Cincinnati, Ohio

**Huskies (86):** Toraino Walker 3-3 1-2 7, Donyel Marshall 8-14 1-2 19, Dan Cyruklik 3-5 0-0 6, Chris Smith 9-22 3-3 24, Scott Burrell 9-16 0-1 20, Donny Marshall 2-4 2-2 6, Brian Fair 1-4 0-1 2, Nantambu Willingham 0-1 0-0 0, Kevin Ollie 0-3 0-0 0, Richie Ashmeade 1-1 0-0 2. Team Totals 36-73 7-11 86.

**Cornhuskers (65):** Carl Hayes 5-14 2-3 12, Bruce Chubick 2-7 0-2 4, Derrick Chandler 8-17 1-2 17, Jamar Johnson 1-5 2-2 4, Eric Piatkowski 1-12 0-0 3, Dapreis Owens 4-8 4-7 12, Michael Hughes 2-5 2-4 7, Chris Cresswell 2-4 0-0 6. Team Totals 25-72 11-20 65.

Connecticut	49	37	--	86
Nebraska	34	31	--	65

**3-point goals:** Connecticut 7-18 (Marshall 2-3, Smith 3-9, Burrell 2-5, Fair 0-1), Nebraska 4-15 (Hayes 0-2, Johnson 0-2, Piatkowski 1-5, Hughes 1-2, Cresswell 2-4). **FG%:** Connecticut 49.3, Nebraska 34.7. **FT%:** Connecticut 63.6, Nebraska 55.0. **Rebounds:** Connecticut 40 (Burrell 11), Nebraska 49 (Chandler 11). **Personal fouls:** Connecticut 18, Nebraska 42. **Fouled out:** none. **Assists:** Connecticut 13 (Smith 4, Burrell 4), Nebraska 14 (Piatkowski 5). **Blocked shots:** Connecticut 3 (Marshall 2), Nebraska 5 (Chandler 2). **Steals:** Connecticut 5 (Burrell 3), Nebraska 2 (Hayes, Hughes). **Officials:** Jerry Donaghy, Michael Smith, Paul Andrejewski. **Attendance:** 16,002.

**Game Notes:** No. 8 seed Nebraska made back-to-back NCAA Tournament appearances for first time ever...game was tied four-all with 18:38 left in first half, but ninth-seeded UConn scored 10 straight points to take a 14-4 lead at 15:59...NU rallied to within 22-20 at 9:45 on a Cresswell trey, but the Huskies went on a 19-6 run for 41-26 lead with 2:41 to go in half...Huskies trailed by as many as 26 in final half, shot just 29.7 percent in second stanza...Chandler was named NU's Chevrolet Player-of-the-Game.

**1993 NCAA****New Mexico State 93, Nebraska 79**


March 19--at Syracuse, N.Y.

**Aggies (93):** Cliff Reed 11-13 2-3 24, James Dockery 2-4 0-0 4, Tracey Ware 8-12 2-3 18, Marc Thompson 2-6 1-2 5, Sam Crawford 5-10 7-8 20, Darrin Jackson 4-9 1-2 11, Corey Rogers 3-6 0-0 9, David Lofton 0-0 0-0 0, Chris Lopez 0-0 0-0 0, Mike Schultz 1-1 0-0 2, Juriad Hughes 0-0 0-0 0. Team Totals 36-61 13-18 93.

**Cornhuskers (79):** Terrance Badgett 2-4 0-0 4, Bruce Chubick 3-7 0-0 6, Derrick Chander 7-9 1-1 15, Jamar Johnson 3-8 2-4 10, Eric Piatkowski 10-14 6-8 29, Amos Gregory 1-1 0-0 2, Erick Strickland 2-6 0-0 6, Tom Best 0-0 0-0 0, Jaron Boone 1-4 0-0 3, Andre Woolridge 2-8 0-0 4. Team Totals 31-61 9-13 79.



Nebraska's 1992 NCAA Tournament team



Nebraska's 1993 NCAA Tournament team

New Mexico State	42	51	--	93
Nebraska	39	40	--	79

**3-point goals:** New Mexico State 8-15 (Crawford 3-6, Jackson 2-3, Rogers 3-6), Nebraska 8-24 (Badgett 0-1, Piatkowski 3-5, Johnson 2-6, Strickland 2-6, Woolridge 0-3, Boone 1-3). **FG%:** New Mexico State 59.0, Nebraska 50.8. **FT%:** New Mexico State 72.2, Nebraska 69.2. **Rebounds:** New Mexico State 34 (Reed, Crawford 6), Nebraska 25 (Chandler 10). **Personal fouls:** New Mexico State 13, Nebraska 19. **Fouled out:** none. **Assists:** New Mexico State 25 (Crawford 16), Nebraska 15 (Woolridge, Boone, Strickland 3). **Turnovers:** New Mexico State 14, Nebraska 14. **Blocked shots:** New Mexico State 2 (Ware, Thompson), Nebraska 1 (Gregory). **Steals:** New Mexico State 10 (Crawford 3), Nebraska 11 (Piatkowski 3). **Technical foul:** Reed. **Officials:** Tom Harrington, George Watts, John Cahall. **Attendance:** 14,287.

**Game Notes:** Nebraska, the East's 10th seed, earned third-straight NCAA Tournament bid...after 2-2 tie, seventh-seeded New Mexico State went on 19-9 run to take 21-11 lead...Aggies built lead to as many as 12 in first half, were up 40-29 with 4:17 to play, but Cornhuskers' 10-2 run closed gap to 42-39 at halftime...NU tied the game three times in the final half, but after 52-all tie, Aggies scored seven straight points and Nebraska never got closer than five after that...Piatkowski had career-high 29 points, 17 of which came in the first half...Crawford's 16 assists were most ever in NCAA first or second round tournament game...loss ended Nebraska's season at 20-11, New Mexico St., which lost in second round to Cincinnati, improved to 26-7...Piatkowski was named NU's Chevrolet Player-of-the-Game.

**1994 NCAA****Pennsylvania 90, Nebraska 80**

March 17--at Uniondale, N.Y.

**Quakers (90):** Barry Pierce 11-15 3-3 25, Shawn Trice 0-0 0-0 0, Eric Moore 7-10 0-3 15, Matt Maloney 3-11 3-5 12, Jerome Allen 6-16 3-8 18, Donald Moxley 1-1 0-0 2, Andy Baratta 0-1 0-0 0, Scott Kegler 3-7 0-0 9, Tim Krug 4-7 0-0 9. Team Totals 35-68 9-19 90.

**Cornhuskers (80):** Terrance Badgett 4-9 2-6 10, Eric Piatkowski 10-22 3-4 23, Bruce Chubick 5-8 2-3 12, Jamar Johnson 3-10 4-4 11, Jaron Boone 3-5 2-4 8, Erick Strickland 3-9 0-0 7, Tom Best 1-4 2-2 4, Melvin Brooks 2-2 0-0 5. Team Totals 31-69 15-23 80.

Pennsylvania	46	44	--	90
Nebraska	34	46	--	80

**3-point goals:** Pennsylvania 11-27 (Kegler 3-6, Maloney 3-8, Allen 3-9, Moore 1-2, Krug 1-2), Nebraska 3-20 (Brooks 1-1, Johnson 1-4, Strickland 1-7, Piatkowski 0-6, Boone 0-2). **FG%:** Pennsylvania 47.4, Nebraska 44.9. **FT%:** Pennsylvania 47.4, Nebraska 65.2. **Rebounds:** Pennsylvania 37 (Pierce 8), Nebraska 43 (Piatkowski, Chubick 8). **Personal fouls:** Pennsylvania 17, Nebraska 19. **Fouled out:** none. **Assists:** Pennsylvania 25 (Maloney, Allen 10), Nebraska 14 (Johnson 5). **Turnovers:** Pennsylvania 10, Nebraska 13. **Blocked shots:** Pennsylvania 1 (Trice), Nebraska 2



(Piatkowski, Chubick 1). **Steals:** Pennsylvania 7 (Moore, Maloney 2), Nebraska 6 (Johnson 2). **Technical fouls:** none. **Officials:** Larry Rose, Richard Cartmell, Charles Tanner. **Attendance:** 16,204.

**Game Notes:** Big Eight Tournament champion Huskers watched all-time NCAA record fall to 0-5, as Ivy League champion Quakers handed Huskers 10-point loss at Nassau Coliseum...Nebraska fell behind by 11 twice in game's first 3:34, but rallied to tie the game at 19-all with 10:51 left in opening half...Penn regained the lead on an Allen layin seconds later and led the rest of the way, as Huskers never had lead...Quakers led by as many as 15 in opening half, held 46-34 halftime lead...NU pulled to within six, 50-44, with 15:15 to play, but three straight Penn treys put game away and Nebraska never got closer than eight after that...Huskers went into the game ranked 22nd in the final AP poll, while Penn was unranked in AP, but No. 25 in CNN/USA Today coaches poll...sixth-seeded Huskers, who recorded back-to-back 20-win seasons for first time and advanced to the NCAA Tournament for the fourth straight year, finished 20-10...Quakers, who entered the game as the East's 11th seed, lost to eventual Final Four entrant Florida in second round after improving to 25-2 with win over NU...for second-straight year, Piatkowski was named NU's Chevrolet Player-of-the-Game.

## 1995 NIT

### Nebraska 69, Georgia 61

March 16--at Lincoln, Neb.

**Bulldogs (61):** Carlos Strong 3-10 2-4 8, Shandon Anderson 8-16 5-5 22, Charles Claxton 0-4 3-6 3, Perth Robinson 0-2 0-0 0, Katu Davis 5-15 0-0 12, Ty Wilson 6-11 0-0 16, Steve Jones 0-0 0-0 0, Curtis Carrington 0-2 0-0 0, Terrell Bell 0-0 0-0 0. **Team Totals** 22-60 10-15 61.

**Cornhuskers (69):** Terrance Badgett 5-7 1-2 11, Melvin Brooks 2-6 2-2 6, Mikki Moore 5-10 2-2 12, Erick Strickland 8-19 3-3 21, Jaron Boone 5-13 1-3 11, Chester Surlles 0-4 0-0 0, Tom Wald 3-6 0-0 6, Chris Sallee 0-1 2-2 2, Jason Glock 0-1 0-0 0. **Team Totals** 28-67 11-14 69.

Georgia	40	21	--	61
Nebraska	37	32	--	69

**3-point goals:** Georgia (Anderson 1-3, Robinson 0-2, Davis 2-8, Wilson 4-8, Carrington 0-1). Nebraska (Brooks 0-2, Strickland 2-10, Boone 0-6, Surlles 0-1, Wald 0-1, Glock 0-1). **FG%:** Georgia 36.7, Nebraska 41.8. **FT%:** Georgia 66.7, Nebraska 78.6. **Rebounds:** Georgia 36 (Strong, Anderson 10), Nebraska 44 (Strickland 10). **Personal fouls:** Georgia 18, Nebraska 13. **Fouled out:** none. **Assists:** Georgia 13 (Robinson 7), Nebraska 19 (Boone 6). **Turnovers:** Georgia 12, Nebraska 9. **Blocked shots:** Georgia 4 (Claxton 3), Nebraska 3 (Moore 3). **Steals:** Georgia 6 (Claxton, Davis 2), Nebraska 8 (Badgett, Strickland, Wald 2). **Technical fouls:** none. **Officials:** Gerald Seibert, Steve Morris, Keenan Stanley. **Attendance:** 8,040.

**Game Notes:** Huskers overcame five-point deficit to end four-game losing streak and keep Devaney Center NIT record perfect (10-0) with a come-from-behind victory...Bulldogs hit 57.7 percent from the field in first half, led by as many as 13 in first half, as NU hit just 40.5 percent from the field in opening half...NU tied game at 46, 52, and 60 in second half, took first lead of game with 1:58 left on dunk by Moore that started Huskers' on 9-1 run to close game...Moore had five of nine points in late surge...Nebraska only led for game's last 1:58...Strickland had career-tying 10 rebounds, turned in third double-double of season with his eighth 20-point outing (21)...win was only one of season for Huskers when trailing with five minutes to play...NU reached 18-win mark for only 15th time in school history...first postseason victory for Nebraska since 81-79 victory over Arkansas State exactly six years earlier.

### Penn State 65, Nebraska 59

March 21--at Lincoln, Neb.

**Nittany Lions (65):** Raasaan Carlton 7-10 2-3 19, Glenn Sekunda 1-6 0-0 2, John Amaechi 4-7 4-7 12, Dan Earl 4-7 2-2 14, Donovan Williams 0-2 0-0 0, Greg Bartram 3-7 0-0 9, Pete Lisicky 2-11 1-2 7, Michael Joseph 0-0 0-0 0, Phil Williams 1-2 0-0 2. **Team Totals** 22-52 9-14 65.

**Cornhuskers (59):** Terrance Badgett 1-3 2-4 4, Melvin Brooks 3-5 1-3 8, Mikki Moore 7-10 1-2 15, Erick Strickland 3-10 3-6 9, Jaron Boone 5-12 1-2 11, Chester Surlles 0-1 0-0 0, Tom Wald 1-5 0-0 3, Chris Sallee 1-1 3-4 5, Jason Glock 2-3 0-0 4. **Team Totals** 23-50 11-21 59.



Nebraska's 1994 NCAA Tournament team

Penn State	36	29	--	65
Nebraska	36	23	--	59

**3-point goals:** Penn State (Carlton 3-5, Sekunda 0-4, Earl 4-6, Williams 0-1, Bartram 3-4, Lisicky 2-8), Nebraska (Brooks 1-3, Strickland 0-1, Boone 0-1, Wald 1-3, Glock 0-1). **FG%:** Penn State 42.3, Nebraska 46.0. **FT%:** Penn State 64.3, Nebraska 52.4. **Rebounds:** Penn State 39 (Amaechi 10), Nebraska 29 (Strickland 7). **Personal fouls:** Penn State 19, Nebraska 14. **Fouled out:** none. **Assists:** Penn State 17 (Earl 7), Nebraska 19 (Strickland 8). **Turnovers:** Penn State 17, Nebraska 11. **Blocked shots:** Penn State 2 (Carlton, Williams 1), Nebraska 3 (Moore 3). **Steals:** Penn State 3 (Earl, Williams, Lisicky 1), Nebraska 10 (Strickland 4). **Technical fouls:** none. **Officials:** Paul Janssen, Terry Davis, David Warfel. **Attendance:** 10,661.

**Game Notes:** Nebraska hit 59.1 percent from the field in first half, but could only manage 36-all halftime tie with the Nittany Lions...second half saw Huskers run off 12 straight points to take a 48-36 lead with 16:28 left...NU held 56-55 lead with 6:16 left on Moore free throw, but Lions outscored NU 10-3 to finish off game...loss ended NU's 10-game NIT home win streak, 16-game homecourt win streak vs. non-league foes and was only second loss in last 48 non-conference games...Penn State's 12, 3-point goals were most vs. Huskers on season...Strickland had four steals to move his career total to 196 and his season mark to 89, both school records at the time.

## 1996 NIT

### Nebraska 91, Colorado State 83

March 14--at Fort Collins, Colo.

**Cornhuskers (91):** Bernard Garner 4-8, 2-4 10, Erick Strickland 7-13, 3-4 19, Mikki Moore 3-9, 4-4 10, Tyronn Lue 4-8, 1-2 11, Jaron Boone 5-9, 2-2 15, Venson Hamilton 0-0, 2-4 2, Terrance Badgett 4-6, 2-2 11, Andy Markowski 0-2, 0-0 0, Tom Wald 3-4, 3-4 11, Chester Surlles 0-0, 2-2 2. **Team Totals** 30-59, 21-29, 91.

**Rams (83):** Matt Barnett 4-7, 2-2 11, Delmonte Madison 6-11, 6-6 21, Joe Vogel 8-12, 2-2 18, David Evans 3-13, 2-2 9, Bobby Sellers 5-9, 1-2 11, Jameel Mahmud 2-2, 1-2 5, Ryan Chilton 0-0, 0-0 0, Lorenzo Johnson 2-2, 3-4 7, Bryan Christiansen 0-0, 1-2, 1. **Team Totals** 30-56 18-22 83.

Nebraska	39	52	--	91
Colorado State	45	38	--	83

**3-point goals:** Nebraska 10-17 (Strickland 2-5, Lue 2-4, Boone 3-5, Badgett 1-1, Wald 2-2), Colorado State 5-18 (Barnett 1-2, Madison 3-6, Evans 1-8, Sellers 0-2). **FG%:** Nebraska 50.8, Colorado State 53.6. **FT%:** Nebraska 72.4, Colorado State 81.8. **Rebounds:** Nebraska 30 (Moore 10), Colorado State 28 (Barnett, Vogel 7). **Personal Fouls:** Nebraska 20, Colorado State 21. **Assists:** Nebraska 17 (Lue 5), Colorado State 16 (Sellers 7). **Fouled out:** Nebraska-none, Colorado State-Evans. **Turnovers:** Nebraska 13, Colorado State 16. **Blocked shots:** Nebraska 1 (Boone 1), Colorado State 4 (Vogel 2). **Steals:** Nebraska 5 (Garner 2), Colorado State 7 (Evans 3). **Technical fouls:** none. **Officials:** Wayne Unrah, Keenan Stanley, Gerry Pollard. **Attendance:** 7,261.



**Game Notes:** Nebraska's 91 total points and 52 points in a half both established school postseason records...Nebraska connected on a season-high 10, 3-point goals and shot a season-best and NU postseason-record 58 percent (10-17) from behind the 3-point arc...Erick Strickland became the first player in Big Eight history to score 1,500 points, record 250 steals, dish out 400 assists and hit 170 3-point field goals...Nebraska had a season-high seven players in double figures, led by Strickland's 19 points...the Huskers rallied from a six-point halftime deficit by shooting 64 percent from the field in the second half...Nebraska took its first lead of the game at 60-58 with 13:52 remaining.

## Nebraska 82, Washington State 73

March 19--at Lincoln, Neb.

**Cougars (73):** Mark Hendrickson 4-9, 4-9 12, Donminic Ellison 3-7, 1-1 9, Shamon Antrum 4-15, 0-0 11, Carlos Daniel 5-6, 0-1 10, Isaac Fontaine 8-14, 1-2 21, Kareem Jackson 0-1, 0-0 0, Chris Scott 0-2, 0-0 0, Tavares Mack 5-9, 0-1 10. Team Totals 29-63 6-14 73.

**Cornhuskers (82):** Bernard Garner 6-7, 4-5 16, Erick Strickland 5-7, 6-7 18, Mikki Moore 2-3, 1-2 5, Tyronn Lue 1-1, 0-0 2, Jaron Boone 4-11, 0-0 8, Tom Wald 3-5, 4-5 12, Venson Hamilton 2-8, 2-4 6, Terrance Badgett 6-8, 0-0 12, Andy Markowski 1-1, 1-2 3. Team Totals 30-51 18-25 82.

Washington State	37	36	--	73
Nebraska	47	35	--	82

**3-point goals:** Washington State 9-24 (Ellison 2-4, Antrum 3-10, Jackson 0-1, Fontaine 4-7, Scott 0-2), Nebraska 4-11 (Strickland 2-3, Boone 0-5, Wald 2-3). **FG%:** Washington State 46.0, Nebraska 58.8. **FT%:** Washington State 42.9, Nebraska 72.0. **Rebounds:** Washington State 33 (Hendrickson 11), Nebraska 30 (Hamilton 12). **Personal Fouls:** Washington State 23, Nebraska 15. **Assists:** Washington State 15 (Ellison 5), Nebraska 17 (Boone, Strickland 4). **Fouled out:** Washington State-Antrum, Daniel, Mack, Nebraska-none. **Turnovers:** Washington State 22, Nebraska 19. **Blocked shots:** Washington State 2 (Daniel 2), Nebraska 6 (Garner, Moore 2). **Steals:** Washington State 13 (Fontaine, Mack 3), Nebraska 10 (Strickland 3). **Technical fouls:** none. **Officials:** Eric Harmon, Terry Davis, David Warfel. **Attendance:** 9,037.

**Game Notes:** The Huskers advanced to the third round of the NIT for the first time since 1987...NU improved to 11-1 all-time in home NIT contests...Nebraska shot a school postseason-best 59 percent (30-51) from the field...the Huskers tied a postseason school record with six blocked shots...Jaron Boone, Erick Strickland and Terrance Badgett tied a school record, each playing in their 124th game...Nebraska reached the 18-win mark for the sixth straight season and the 16th time in school history.

## Nebraska 83, Fresno State 71

March 22--at Fresno, Calif.

**Cornhuskers (83):** Bernard Garner 2-6, 2-3 6, Erick Strickland 6-13, 4-4 17, Mikki Moore 4-5, 6-7 14, Tyronn Lue 0-2, 0-0 0, Jaron Boone 5-12, 0-0 13, Tom Wald 3-6, 2-2 10, Venson Hamilton 5-6, 2-2 12, Terrance Badgett 4-6, 1-2 11, Andy Markowski 0-0, 0-0 0. Team Totals 29-56 17-20 83.

**Bulldogs (71):** Rahsaan Smith 3-6, 0-4 6, Khary Stanley 1-2, 0-2 2, Dominick Young 9-21, 2-2 25, Kendrick Brooks 3-9, 2-4 9, James Gray 3-9, 2-3 9, Gerrit Terdenge 1-3, 0-0 2, Brandon Bakke 0-2, 0-0 0, DeAndre Austin 0-1, 0-0 0, Darrnaryl Stamps 0-1, 0-2 0, Darnell McCulloch 7-11, 4-9 18. Team Totals 27-65 10-26 71.

Nebraska	45	38	--	83
Fresno State	40	31	--	71

**3-point goals:** Nebraska 8-16 (Strickland 1-4, Boone 3-6, Lue 0-1, Wald 2-3, Badgett 2-2), Fresno State 7-28 (Young 5-17, Brooks 1-6, Gray 1-2, Terdenge 0-1, Bakke 0-2). **FG%:** Nebraska 51.8, Fresno State 41.5. **FT%:** Nebraska 85.0, Fresno State 38.5. **Turnovers:** Nebraska 21, Fresno State 17. **Rebounds:** Nebraska 35 (Moore, Garner 10), Fresno State 34 (Smith 11). **Fouls:** Nebraska 18, Fresno State 18. **Assists:** Nebraska 19 (Strickland 5), Fresno State 13 (Young 6). **Fouled out:** Nebraska-none, Fresno State-Smith. **Blocked shots:** Nebraska 6 (Moore 4), Fresno State 1 (Smith 1). **Steals:** Nebraska 8 (Garner, Wald 2), Fresno State 15 (Young 8). **Technical fouls:** Nebraska-Hamilton. **Officials:** Steve Wilson, Andy Rios, Don McAllister. **Attendance:** 10,132.



Nebraska's 1996 NIT Championship team

**Game Notes:** Nebraska trailed by as many as 13 points in the first half (24-11), but rallied to take a 45-40 lead into the locker room...the Huskers turned the ball over 17 times in the first half, but committed just four in the second half...NU connected on 17-20 free throws in the contest...for the second straight game NU tied a school postseason record with six blocked shots...Fresno State's Dominick Young broke NU opponent 3-point attempt record with 17, making five...Nebraska connected on more than 50 percent of its field goal attempts for the third straight game.

## Nebraska 90, Tulane 78

March 26--at New York City (Semifinals)

**Green Wave (78):** Correy Childs 5-10, 1-5 11, Jerald Honeycutt 6-16, 4-4 16, Lawrence Nelson 2-3, 1-4 5, Chris Cameron 4-8, 2-2 11, LeVeldro Simmons 5-13, 1-3 12, Patrick Lewis 5-7, 1-2 13, Shun Sheffield 2-5, 0-0 4, Rayshard Allen 0-0, 3-4 3, Keith Harris 1-2, 0-0 3, Khalid Morris 0-0, 0-0 0. Team Totals 30-64 13-24 78.

**Cornhuskers (90):** Bernard Garner 7-11, 6-9 20, Erick Strickland 6-10, 6-6 20, Mikki Moore 2-2, 1-1 5, Jaron Boone 2-7, 5-6 9, Tyronn Lue 3-6, 8-12 15, Venson Hamilton 4-7, 5-6 13, Terrance Badgett 2-2, 1-4 5, Tom Wald 0-1, 0-0 0, Andy Markowski 1-1, 1-1 3, Chester Surles 0-0, 0-0 0. Team Totals 27-47 33-45 90.

Tulane	41	37	--	78
Nebraska	42	48	--	90

**3-point goals:** Tulane 5-16 (Honeycutt 0-4, Cameron 1-3, Simmons 1-3, Lewis 2-4, Harris 1-2), Nebraska 3-8 (Strickland 2-3, Boone 0-2, Lue 1-2, Wald 0-1). **FG%:** Tulane 46.9, Nebraska 57.4. **FT%:** Tulane 54.2, Nebraska 73.3. **Rebounds:** Tulane 30 (Honeycutt 6), Nebraska 35 (Hamilton 9). **Fouls:** Tulane 27, Nebraska 21. **Assists:** Tulane 14 (Honeycutt 5), Nebraska 16 (Boone 6). **Fouled out:** Tulane-Simmons, Lewis, Nebraska-Moore. **Turnovers:** Tulane 21, Nebraska 25. **Blocked shots:** Tulane 4 (Nelson 2), Nebraska 4 (Moore 3). **Steals:** Tulane 16 (Simmons 5), Nebraska 12 (Garner, Hamilton 4). **Technical fouls:** none. **Officials:** Bob Donato, William Bush, Tom Lopes. **Attendance:** 8,346.

**Game Notes:** Nebraska won an NIT semifinal game for the first time in three tries, after losing in the semifinals in 1983 and 1987...Nebraska posted its 20th victory, marking just the ninth time in school history an NU team posted 20 wins...for the fourth consecutive game in the NIT, NU shot better than 50 percent from the field and scored more than 80 points...the win marked NU's second over the Green Wave in the NIT as the Huskers also defeated Tulane in the first round of the 1983 tourney when NU also advanced to New York...Nebraska attempted a postseason school record 45 free throws and tied a postseason school record with 33 made free throws...the Huskers also had a postseason-record 12 steals...Erick Strickland and Bernard Garner each scored 20 points, marking the first time in NU postseason history two players scored 20 or more points in a game.

## Nebraska 60, St. Joseph's 56

March 28--at New York City (Championship)

**Cornhuskers (60):** Bernard Garner 2-3, 0-0 4, Erick Strickland 4-11, 4-4 13, Mikki Moore 4-9, 3-5 11, Tyronn Lue 4-7, 3-3 11, Jaron Boone 4-12, 0-2 11, Tom Wald 1-1, 0-2 2, Terrance Badgett 2-4, 0-0 4, Venson Hamilton 2-5, 0-0 4, Andy Markowski 0-0, 0-0 0. Team Totals 23-52 10-16 60.

**Hawks (56):** Dmitri Domani 4-6, 2-2 14, Reggie Townsend 8-14, 2-4 18, Will Johnson 2-6, 0-0 4, Mark Bass 1-11, 0-0 3, Rashid Bey 1-8, 1-4 3, Terrell Myers 2-11, 4-6 9, Nemanja Petrovic 2-6, 1-2 5, Duval Simmonds 0-0, 0-0 0. Team Totals 20-62 10-18 56.

Nebraska	34	26	--	60
St. Joseph's	26	30	--	56

**3-point goals:** Nebraska 4-10 (Strickland 1-4, Boone 3-4, Lue 0-1, Badgett 0-1), St. Joseph's 6-21 (Domani 4-6, Bass 1-7, Bey 0-2, Myers 1-6). **FG%:** Nebraska 44.2, St. Joseph's 32.3. **FT%:** Nebraska 62.5, St. Joseph's 55.6. **Rebounds:** Nebraska 44 (Moore 13), St. Joseph's 35 (Townsend, Johnson 8). **Personal Fouls:** Nebraska 19, St. Joseph's 17. **Assists:** Nebraska 14 (Lue, Boone 4), St. Joseph's 11 (Bey 4). **Fouled Out:** Nebraska-none, St. Joseph's 17 (Domani 5). **Turnovers:** Nebraska 20, St. Joseph's 11. **Blocked shots:** Nebraska 4 (Moore, Hamilton 2), St. Joseph's 3 (Johnson, Petrovic, Simmonds 1). **Steals:** Nebraska 6 (Strickland 3), St. Joseph's 8 (Myers, Bass 2). **Technical fouls:** none. **Officials:** Jim Burr, John Cahill, Donnee Gray. **Attendance:** 12,464.

**Game Notes:** Nebraska's NIT Championship was its first national tournament championship of any kind...Nebraska finished the first half on an 11-3 run to take a 34-26 lead into halftime...the Huskers led 47-37 with 10 minutes to play, before St. Joe's went on a 10-0 run to tie the game at 47-all...St. Joseph's connected on just 32 percent of its field goals attempts, the lowest mark against Nebraska in the postseason...Erick Strickland was named the NIT Most Valuable Player, while freshman Tyronn Lue was named to the All-Tournament team...Mikki Moore posted his third double-double of the NIT...after shooting over 50 percent in its first four NIT games, Nebraska made just 44 percent against the Hawks.

## 1997 NIT

### Nebraska 67, Washington 63

March 12--at Lincoln, Neb.

**Huskies (63):** Mark Sanford 8-15, 3-5, 20, Jamie Booker 3-7, 4-4, 12, Todd MacCulloch 7-11, 3-5, 17, Jan Wooten 2-4, 0-0, 4, Donald Watts 1-7, 0-1, 2, Chris Thompson 0-1, 0-0, 0, Deon Luton 2-5, 0-2, 4, Patrick Femerling 1-1, 2-2, 4. Team Totals 24-51 12-19 63.

**Cornhuskers (67):** Bernard Garner 3-5, 1-2, 9, Andy Markowski 1-8, 1-2, 3, Venson Hamilton 4-4, 5-6, 13, Tyronn Lue 5-15, 2-2, 14, Cookie Belcher 4-5, 0-0, 9, Larry Florence 2-4, 2-3, 6, Mikki Moore 4-6, 1-2, 9, Troy Piatkowski 2-5, 0-0, 4. Team Totals 25-52 12-17 67.

Washington	36	27	--	63
Nebraska	33	34	--	67

**3-point goals:** Washington 3-13 (Booker 2-3, Sanford 1-3, Watts 0-3, Wooten 0-2, Luton 0-2), Nebraska 5-13 (Garner 2-2, Lue 2-6, Belcher 1-2, Piatkowski 0-3). **FG%:** Washington 47.1, Nebraska 48.1. **FT%:** Washington 63.2, Nebraska 70.6. **Rebounds:** Washington 37 (Sanford 13), Nebraska 26 (Hamilton 10). **Personal Fouls:** Washington 15, Nebraska 16. **Assists:** Washington 16 (Booker, Watts 4), Nebraska 14 (Moore, Lue 4). **Fouled out:** Washington-Booker, Nebraska-none. **Turnovers:** Washington 22, Nebraska 17. **Blocked shots:** Washington 1 (MacCulloch 1), Nebraska 6 (Hamilton 4). **Steals:** Washington 10 (Wooten 3), Nebraska 15 (Belcher 6). **Technical fouls:** none. **Officials:** Tim Hutchinson, Gerald Seibert, Ed Schumer. **Attendance:** 6,015.

**Game Notes:** Nebraska improved to 18-9 in the NIT, 12-1 at home and 7-0 in first-round home games...Nebraska won for the third straight time against Washington, narrowing the Huskies' series lead to 6-3...the crowd of 6,015 was the smallest in 13 NU home NIT contests...Venson Hamilton had his sixth double-double in his last eight games...Cookie Belcher tied his season high and matched an NU postseason record with six steals...Andy Markowski made his first career start.

## Nebraska 78, Nevada 68

March 18--at Reno, Nev.

**Cornhuskers (78):** Larry Florence 2-4, 3-4, 7, Bernard Garner 6-11, 4-4, 17, Mikki Moore 9-9, 3-7, 21, Tyronn Lue 6-18, 4-5, 18, Cookie Belcher 1-2, 0-0, 2, Alvin Mitchell 1-5, 0-0, 3, Andy Schwindt 1-1, 0-0, 2, Michael Johnette 0-1, 0-0, 0, Troy Piatkowski 0-2, 2-2, 2, Ryan Phifer 1-1, 0-0, 2, Chad Burbach 0-0, 0-0, 0, Andy Markowski 2-4, 0-0, 4. Team Totals 29-58 16-22 78.

**Wolfpack (68):** Faron Hand 5-8, 6-9, 16, Paul Culbertson 4-12, 6-8, 17, David Morgan 0-5, 1-2, 1, Jimmy Carroll 2-11, 0-0, 6, Richard Brown 2-7, 1-2, 6, Andre McLeod 0-0, 0-0, 0, Tommy Zapata 1-2, 0-0, 2, Lamont Allen 0-2, 0-0, 0, Tim Barnett 5-9, 0-0, 13, Marvin Wilson 2-7, 0-0, 4, Steve Pienkoski 1-1, 1-2, 3. Team Totals 22-64 15-23 68.

Nebraska	37	41	--	78
Nevada	34	34	--	68

**3-point goals:** Nebraska 4-16 (Lue 2-7, Garner 1-3, Mitchell 1-4, Piatkowski 0-1, Johnette 0-1), Nevada 9-26 (Barnett 3-5, Culbertson 3-7, Carroll 2-8, Brown 1-5, Allen 0-1). **FG%:** Nebraska 50.0, Nevada 34.4. **FT%:** Nebraska 72.7, Nevada 65.2. **Rebounds:** Nebraska 41 (Moore 15), Nevada 39 (Hand 9). **Personal Fouls:** Nebraska 18, Nevada 15. **Assists:** Nebraska 13 (Lue 4), Nevada 14 (Brown 6). **Fouled out:** none. **Turnovers:** Nebraska 18, Nevada 15. **Blocked shots:** Nebraska 5 (Moore, Florence 2), Nevada 0. **Steals:** Nebraska 7 (Moore, Belcher 2), Nevada 7 (Culbertson 3). **Technical fouls:** Nebraska-none; Nevada-Hand. **Officials:** Tim Gabutero, M. Eggers, David Ferrin. **Attendance:** 11,275.

**Game Notes:** Nebraska won its seventh straight game in the NIT and improved to 19-9 in the tournament, 13-3 under Nee...NU picked up its 18th win, the seventh straight season the Huskers have reached the 18-win mark...Mikki Moore scored 21 points, the third-most in his career and tied his career high with 15 rebounds for his eighth double-double of the season and the fourth in the past two years in NIT play...Moore also tied a school record for most field goals without a miss as he was a perfect 9-9 from the floor...Nevada was the 13th opponent on the season NU held to 40 percent or less from the field.

### Connecticut 76, Nebraska 67

March 21--at Storrs, Conn.

**Cornhuskers (67):** Larry Florence 1-8, 0-0, 2, Bernard Garner 1-8, 0-2, 2, Mikki Moore 9-13, 5-6, 24, Tyronn Lue 7-15, 2-2, 20, Cookie Belcher 4-7, 0-0, 9, Venson Hamilton 4-7, 2-4, 10, Alvin Mitchell 0-0, 0-0, 0, Troy Piatkowski 0-1, 0-0, 0, Andy Markowski 0-3, 0-0, 0. Team Totals 26-62 9-12 67.

**Huskies (76):** Kevin Freeman 1-5, 7-11, 9, Richard Hamilton 12-14, 6-8, 31, Jake Voskuhl 6-8, 2-2, 14, Rashamel Jones 3-8, 4-4, 12, Ricky Moore 1-6, 6-6, 8, Ruslan Inyatkin 0-0, 0-0, 0, Antric Klaiber 0-1, 0-0, 0, Dion Carson 1-1, 0-0, 2, Monquencio Hardnett 0-1, 0-0, 0, Sam Funches 0-0, 0-0, 0. Team Totals 24-44 25-31 76.

Nebraska	36	31	--	67
Connecticut	27	49	--	76

**3-point goals:** Nebraska 6-15 (Lue 4-9, Belcher 1-3, Moore 1-1, Garner 0-2), Connecticut 3-8 (Jones 2-4, Hamilton 1-1, Moore 0-3). **FG%:** Nebraska 41.9, Connecticut 54.5. **FT%:** Nebraska 75.0, Connecticut 80.6. **Rebounds:** Nebraska 31 (Hamilton 6), Connecticut 30 (Voskuhl 8). **Personal Fouls:** Nebraska 24, Connecticut 13. **Assists:** Nebraska 8 (Belcher, Markowski 2), Connecticut 13 (Moore 6). **Fouled out:** Nebraska-Belcher, Connecticut-none. **Turnovers:** Nebraska 19, Connecticut 20. **Blocked shots:** Nebraska 4 (Moore, Hamilton 2), Connecticut 10 (Voskuhl 6). **Steals:** Nebraska 12 (Florence, Moore 3), Connecticut 11 (Voskuhl 3). **Technical fouls:** none. **Officials:** Bryan Kersey, Joe DeMayo, Terry Murphy. **Attendance:** 8,411.

**Game Notes:** Nebraska's string of seven straight postseason wins ended with the loss...NU dropped to 19-10 all-time in the NIT, 13-4 under Nee...Tyronn Lue finished the season with 17 straight double-figure scoring games...he finished third on the NU single-season scoring chart with 603 points...Mikki Moore finished with the second-highest scoring game of his career with 24 points...Cookie Belcher became just the fourth



NU freshman to score 300 or more points in a season...the 14-point deficit UConn overcame was the largest an NU opponent has rallied from for victory and the nine-point halftime lead is the largest NU surrendered on the season.

## 1998 NCAA

### Arkansas 74, Nebraska 65

March 12--at Boise, Idaho (West Regional)

**Cornhuskers (65):** Larry Florence 4-11, 0-0, 8, Tyronn Lue 6-14, 4-4 18, Chad Johnson 1-2, 0-0 2, Cookie Belcher 4-12, 0-0 9, Andy Markowski 4-8, 2-2 10, Troy Piatkowski 2-7, 0-0 4, Venson Hamilton 6-7, 2-5 14, Brant Harriman 0-0, 0-0 0. Team Totals 27-61 8-11 65.

**Razorbacks (74):** Kareem Reid 6-12, 4-5 17, Landis Williams 0-1, 0-0 0, Pat Bradley 5-12, 4-4 19, Nick Davis 3-4, 2-2 8, Sunday Adebayo 3-4, 2-2 8, Tarik Wallace 4-10, 2-2 13, Guy Whitney 0-0, 0-0 0, Ali Thompson 2-3, 5-6 9, Brandon Davis 0-0, 0-0 0, Chris Walker 0-0, 0-0 0, Jason Jennings 0-0, 0-0 0, Derek Hood 0-2, 0-0 0. Team Totals 23-48 19-21 74.

Nebraska	40	25	--	65
Arkansas	33	41	--	74

**3-point goals:** Nebraska 3-16 (Lue 2-6, Belcher 1-6, Piatkowski 0-4), Arkansas 9-20 (Bradley 5-10, Wallace 3-7, Reid 1-3). **FG%:** Nebraska 44.3, Arkansas 47.9. **FT%:** Nebraska 72.7, Arkansas 90.5. **Turnovers:** Nebraska 21, Arkansas 22. **Rebounds:** Nebraska 30 (Hamilton 10), Arkansas 29 (Adebayo, Wallace 6). **Personal Fouls:** Nebraska 18, Arkansas 13. **Assists:** Nebraska 14 (Lue 6), Arkansas 7 (Wallace, Reid 2). **Fouled Out-**Nebraska-Hamilton, Arkansas-none. **Blocked shots:** Nebraska 2 (Hamilton, Markowski 1), Arkansas 2 (Thompson, N. Davis 1). **Steals:** Nebraska 13 (Belcher 6), Arkansas 6 (Reid, Wallace 2). **Technical fouls:** none. **Officials:** Donnee Gray, Reggie Greenwood, Tim Hutchinson. **Attendance:** 12,159.

**Game Notes:** Nebraska dropped to 0-6 all-time in the NCAA Tournament, 0-5 under Danny Nee...the Huskers lost for the first time all season when leading with 5:00 left...NU had been 20-0 when leading at the five-minute mark...Venson Hamilton became Nebraska's single-season rebounding leader as his 10 boards gave him 315 in 1997-98, bettering Chuck Jura's previous school record of 305...Hamilton finished the season with 17 double-doubles...Tyronn Lue reached double figures for the 12th straight game and 51st time in his last 53 games...he finished the season with 678 points, second on the single-season scoring list and just 26 points behind Dave Hoppen's 1985 single-season record of 704 points...Nebraska's 20 wins tied for the seventh-most in school history...Nebraska failed to defeat a nationally-ranked team for the first time in eight seasons...with 13 steals, NU upped its season total to 319, breaking the previous record of 315...Cookie Belcher tied his career high with six steals, finished the season with 75 steals, third on the NU single-season chart and moved into second on the career steals list after just two seasons.

## 1999 NIT

### Nebraska 68, UNLV 55

March 10--at Lincoln, Neb.

**Rebels (55):** Kevin Simmons 1-7, 0-0, 3, Shawn Marion 7-17, 4-4, 18, Issiah Epps 4-4, 2-4, 10, Desmond Herod 3-11, 2-2, 11, Mark Dickel 1-2, 0-1, 2, Brian Keefe 1-3, 0-0, 2, Donovan Stewart 1-3, 0-0, 2, Chris Richardson 1-1, 2-2, 4, Edwin Daniels 1-6, 1-2, 3. Team Totals 20-54 11-15 55.

**Cornhuskers (68):** Larry Florence 8-14, 0-0, 16, Andy Markowski 2-9, 2-3, 6, Venson Hamilton 4-11, 1-2, 9, Chad Johnson 2-5, 2-2, 6, Cookie Belcher 7-10, 2-2, 17, Cary Cochran 0-2, 0-0, 0, Joe Holmes 0-0, 0-0, 0, Troy Piatkowski 3-4, 0-0, 8, Louis Truscott 3-3, 0-1, 4. Team Totals 29-58 7-10 68.

UNLV	29	26	--	55
Nebraska	31	37	--	68

**3-point goals:** UNLV 4-23 (Herod 3-10, Simmons 1-3, Daniels 0-4, Keefe 0-2, Marion 0-2, Dickel 0-1, Stewart 0-1), Nebraska 3-9 (Piatkowski 2-3, Belcher 1-3, Cochran 0-2, Johnson 0-1). **FG%:** UNLV 37.0, Nebraska



Nebraska's 1998 NCAA Tournament team

50.0. **FT%:** UNLV 73.3, Nebraska 70.0. **Turnovers:** UNLV 20, Nebraska 22. **Rebounds:** UNLV 31 (Simmons, Marion 8), Nebraska 38 (Markowski 11). **Personal Fouls:** UNLV 12, Nebraska 17. **Assists:** UNLV 12 (Dickel 6), Nebraska 20 (Belcher 5). **Fouled Out:** none. **Blocked shots:** UNLV 2 (Epps 2), Nebraska 5 (Hamilton 4). **Steals:** UNLV 11 (Daniels 5), Nebraska 13 (Belcher 5). **Technical fouls:** none. **Officials:** David Hall, Ron Zetcher, Bobby Hunt. **Attendance:** 6,022.

**Game Notes:** Nebraska locked up its second consecutive 20-win season with the victory and the 11th overall in school history...in the game, Cookie Belcher surpassed Erick Strickland to set a new Nebraska career steals record...Venson Hamilton broke the career blocked shots record with four in the game, breaking Mikki Moore's school record...NU improved to 8-0 all-time in first round NIT home contests and 13-1 overall in the event at home...Nebraska's 13-point victory tied its largest ever postseason win, equalling the 13-point margin in a 79-66 victory over Canisius in the 1984 NIT.

## TCU 101, Nebraska 89

March 15--at Fort Worth, Texas

**Cornhuskers (89):** Larry Florence 7-10, 2-3, 16, Andy Markowski 2-3, 2-2, 6, Venson Hamilton 8-19, 3-5, 19, Chad Johnson 2-8, 1-3, 5, Cookie Belcher 5-14, 3-3, 15, Cary Cochran 7-10, 2-2, 23, Joe Holmes 0-1, 0-0, 0, Troy Piatkowski 0-5, 0-0, 0, Louis Truscott 2-4, 0-0, 5. Team Totals 33-74 13-18 89.

**Horned Frogs (101):** Marquise Gainous 12-18, 6-7, 30, Lee Nailon 7-9, 5-6, 20, Prince Fowler 6-10, 2-2, 17, Vladimir Jaksic 5-10, 2-2, 15, Ryan Carroll 4-8, 1-2, 11, Shannon Long 2-3, 4-8, 8. Team Totals 36-58 20-27 101.

Nebraska	43	46	--	89
TCU	41	60	--	101

**3-point goals:** Nebraska 10-19 (Cochran 7-9, Belcher 2-5, Truscott 1-1, Piatkowski 0-2, Johnson 0-1, Hamilton 0-1), TCU 9-21 (Fowler 3-5, Jaksic 3-7, Carroll 2-5, Nailon 1-2, Gainous 0-1, Long 0-1). **FG%:** Nebraska 44.6, UNLV 62.1. **FT%:** Nebraska 72.2, TCU 74.1. **Turnovers:** Nebraska 15, TCU 16. **Rebounds:** Nebraska 32 (Hamilton 10), TCU 37 (Gainous 9). **Personal Fouls:** Nebraska 20, TCU 14. **Assists:** Nebraska 15 (Florence, Belcher, Cochran 4), TCU 26 (Fowler, Jaksic 7). **Fouled Out:** Nebraska-Hamilton, TCU-none. **Blocked shots:** Nebraska 2 (Hamilton, Belcher 1), TCU 10 (Gainous 5). **Steals:** Nebraska 13 (Belcher 6), TCU 12 (Gainous, Nailon 3). **Technical fouls:** none. **Officials:** Dan Chrisman, Eddie Jackson, Bobby Jacobs. **Attendance:** 7,166.

**Game Notes:** Nebraska finished the season with a 20-13 mark, recording its ninth straight postseason appearance and 11th overall in Danny Nee's 13 seasons...NU's 20 victories marked the seventh time under Nee that the Huskers have reached that victory plateau...Cary Cochran connected on seven, 3-pointers in the loss, tying the NU school record of most 3-pointers in a game, previously held by Chris Cresswell...Cookie Belcher finished his record-setting steals season with 102 thefts...Venson Hamilton finished his career with Nebraska record totals of 1,080 rebounds, 241 blocked shots and 129 games played...for the 12th time in 13 NIT appearances, Nebraska advanced to at least the second round.





# THE HISTORY

# The History of Nebraska Basketball

By Mike Babcock

As near as anyone can determine, the University of Nebraska was first represented by a men's basketball team on Feb. 2, 1897, just six years after Dr. James A. Naismith set down the rules of the game at the International YMCA Training School in Springfield, Mass.

A team from the Lincoln YMCA was the opponent, and Nebraska posted an 11-8 victory at Grant Memorial Hall, the home of the Huskers for all but two seasons until the Coliseum opened in 1926. The same teams played in Grant Hall three weeks later with a similar result, as NU won 23-14. Nebraska had to rally in the second game. The *Hesperian*, a student newspaper, reported: "At the end of the first half the score stood 9 to 6 in favor of the visitors but during the second half our boys took a brace and some excellent work was done."

Such was the modest beginning of a program that has enjoyed probably its greatest success over the last nine seasons, with a 182-107 record (.630), nine consecutive postseason appearances, including five NCAA Tournaments, a Phillips 66 Big Eight Tournament title in 1994 and the 1996 National Invitation Tournament championship title.

Nebraska doubled its schedule in 1898, losing twice to the Lincoln YMCA and splitting two games with the Omaha YMCA. A 16-12 loss against the Omaha YMCA provided evidence as to why Nebraska finished 1-3 that season. According to *The Hesperian* account: "The great difficulty of the University team was mere recklessness. Our boys have been playing with a loose interpretation of the rules. The officials were strict and of course the resulting advantage was in favor of Omaha." Then as now, overly aggressive play had its drawbacks.


Nebraska played teams from other universities for the first time in 1899, winning two games against Nebraska Wesleyan and one against Doane en route to the unofficial state championship. The next season, Nebraska played an out-of-state opponent for the first time, defeating the University of Kansas, 48-8, at Lincoln. That game still ranks as the worst loss for a Jayhawk team and was the first for either school against a present-day NCAA Division I school and the first matching present-day Big 12 Conference institutions.

The Kansas team was coached by Dr. Naismith. The Nebraska student yearbook, *Sombrero*, wrote: "A closely contested game was looked for. The Jayhawkers were, however, completely outclassed, the score being 48-8." Based on the victory against Kansas and four other similarly decisive victories, "the basketball team for this year was undoubtedly superior to any in the west," the *Sombrero* concluded. It would be several years before such a claim could be made again.

Nebraska hired its first full-time coach in 1911. E.O. "Jumbo" Stiehm, who scored 24 points against Nebraska as a Wisconsin basketball player in 1908, coached both football and basketball. His first Husker basketball team won 14 of 15 games, its only loss coming at Minnesota, 40-15. The student newspaper, *The Daily Nebraskan*, blamed the loss on Nebraska's inability to adjust to the Gophers' "100-foot floor."

A *Daily Nebraskan* account of Nebraska's 29-28 season-ending victory against Kansas at Lincoln in 1912 provides evidence that some fans' behavior hasn't changed much over the years.

"The game as a whole was entirely unsatisfactory, being marred by rough tactics of the visitors, incompetent work on the part of the referee and interruptions by the audience,




Chuck Jura earned All-Big Eight honors in 1972 for Coach Joe Cipriano.

which were in part justifiable."

Nebraska shared the Missouri Valley Conference championship with Kansas in 1912 and 1914 and won the title outright in 1913 under Stiehm's leadership. The 1913-14 team was "so fast it took a movie camera to catch 'em," according to the *Cornhusker* student yearbook. It was described as a "point-a-minute" team, which wasn't quite accurate. Typically, games lasted 40 minutes (though that wasn't always the case), and Nebraska averaged 30 points per game. Guard Sam Carrier became Nebraska's first All-America basketball player in 1913. He and Carl Underwood led the Huskers to 17 victories in 19 games. Underwood was the Missouri Valley Conference scoring leader with 66 points in 10 conference games.

Nebraska won another conference title outright in 1916, after Sam Waugh replaced Stiehm as the *Cornhuskers'* coach for one season. Stiehm, who coached the first game of the season before giving way to Waugh, had planned to remain at Nebraska through the basketball season before leaving to become coach and athletic director at Indiana. But the Nebraska Athletic Board decided to replace him.

Waugh was succeeded by E.J. "Doc" Stewart, whose three *Cornhusker* teams had a combined record of 29-23. Nebraska was 22-2 in 1919-20 and 11-3 in 1920-21 under Coach P.J. Schissler. After the 1919-20 season, Schissler challenged the University of Chicago to a game, but to no avail. The *Cornhuskers* also were invited to a



Bus Whitehead was a two-time All-Big Seven selection in 1949 and 1950.



postseason AAU tournament in Atlanta but didn't go.

Schissler's teams played as independents. Nebraska lost its affiliation with the Missouri Valley Conference because of a decision to play a football game against Oklahoma in Omaha in 1919. Conference rules prohibited such games (Oklahoma had not yet joined the Missouri Valley Conference). Nebraska returned to the Missouri Valley Conference in 1921, and Owen Frank replaced Schissler as basketball coach. The remainder of the Roaring 1920s was, for the most part, undistinguished.

Basketball was rough and tumble. There was a center jump after every basket and no requirement to cross mid-court in 10 seconds or less. The ball was a lot different, too, more like a medicine ball, which contributed to some dull games.

The most significant event during the 1920s was the building of the Coliseum, which was dedicated on Feb. 6, 1926. The Cornhuskers dropped a 25-14 decision to Kansas in the first game at their new home, which was built at a cost of \$445,000 and seated 8,000 for basketball. Prior to that, Nebraska played most of its home games in Grant Hall, which seated about a fourth as many fans as the Coliseum and was located just to the north of where the Sheldon Art Gallery now stands.

Athletic Director Fred Leuhring arranged for Nebraska to play its home basketball games at the State Fairgrounds Coliseum in 1921, in order to accommodate more spectators. The Cornhuskers played two seasons

at the Fairgrounds Coliseum, which had a wider court than Grant Hall.


The first game there was played on Jan. 14, 1921. Nebraska defeated conference opponent Grinnell 31-10 before an audience of 1,500, according to newspaper estimates. After two seasons, the Cornhuskers returned to Grant Hall, which had been remodeled, and continued to play home games there until the NU Coliseum opened.

Nebraska ended the decade with an 11-5 season under Charles T. Black, a former Kansas All-American in 1928-29. In the next 19 seasons, the Huskers had just two winning records, back-to-back campaigns under Coach W.H. Browne in 1935-36 and 1936-37. The 1937 team tied Kansas for the Big Six championship, after finishing second to the Jayhawks in 1936.

The 1930s produced four more Cornhusker All-Americans: center Don Maclay in 1931, guard Steve Hokuf in 1933, guard George Wahlquist in 1936 and guard Robert Parsons in 1937. Maclay was the Big Six scoring leader in 1930, scoring 112 points in 10 league games.

Harry Good was hired as head coach in 1946 and after two losing seasons, turned Nebraska's fortunes around. In 1948-49, Good's Huskers went 16-10, tied Oklahoma for the Big Seven regular-season championship and defeated the Sooners, 57-56, in a conference playoff to qualify for an NCAA playoff game. The NCAA Tournament was structured differently then, and the Cornhuskers needed to win that playoff to advance into the NCAA field. They lost to Oklahoma A&M, the Missouri Valley Conference champion, 52-35, at Kansas City, Mo. Coach Henry P. Iba's Aggies went on to finish second to Kentucky, coached by Adolph Rupp, in the NCAA Tournament.

In 1949-50, Nebraska again won 16 games and shared the Big Seven crown with Kansas and Kansas State. That marks the last time the conference had a three-way tie at the top. "We were King in our day," Claude Retherford once told a newspaper reporter. "They were firing football coaches left and right, but we



Andre Smith was the Big Eight Player-of-the-Year in 1981.

packed 'em in. Oh, people were interested in football, but basketball was THE game on the Nebraska campus when we played." Retherford earned All-Big Seven recognition in 1949 after leading the conference in scoring with a 12.4 points-per-game average.


The Cornhuskers had another first-team All-Big Seven performer in 1949, Milton "Bus" Whitehead. The 6-10 center from Scottsbluff, Neb., also earned all-conference honors in 1950, when he averaged a then-school-record 15.7 points per game. Whitehead was named to the District V All-America team by Collier's Magazine. Whitehead also was the first Cornhusker selected to play in the East-West All-Star Game in New York City's Madison Square Garden. When he graduated, Whitehead held nine school scoring records.

Nebraska basketball experienced another drought beginning in 1950-51, with 15 consecutive losing seasons. Despite playing for a team that finished last in the Big Seven in 1952, Husker guard Jim Buchanan earned All-America and all-conference honors. And even though the late Jerry Bush, dubbed the "Big Bear of the Coliseum," never produced a winning team in his nine seasons as head coach at Nebraska, his colorful personality and uncanny ability to fashion upsets kept Cornhusker fans entertained.



Claude Retherford was the leading scorer on NU's 1949 Big Seven Championship team.





In six seasons as head coach, Moe Iba guided Nebraska to four postseason appearances, including the school's first-ever NCAA Tournament berth in 1985-86.

The most dramatic upset during Bush's tenure as coach came on Feb. 22, 1958, against Kansas. The Jayhawks featured 7-foot center Wilt Chamberlain and were ranked fourth in the nation when they came to Lincoln. Earlier in the season, the Jayhawks had defeated the Huskers 102-46 at Lawrence, Kan., with Chamberlain matching Nebraska by scoring 46 points. Nebraska scored a 43-41 victory in the rematch, when 5-9 guard Jim Kubacki hit a 15-foot jump shot with two seconds remaining.

But that's only part of the drama. Kubacki, a senior from Toledo, Ohio, spent all but the final 6:53 of the game sitting on the bench in street clothes, forced there by a knee injury and the kind of fate from which legends are built. When the Cornhuskers' captain, Gary Reimers, left the game with leg cramps, Kubacki convinced Bush to let him suit up. Four minutes and seven seconds later, Kubacki went into the game. Two minutes and 44 seconds after that, he hit the winning shot.

Bush also had the distinction of coaching the school's first 1,000-point scorer, guard Herschell Turner, who came from Indianapolis, Ind., where he was rated the second-best high school player in the state as a senior, behind only crosstown rival Oscar Robertson. Turner earned All-Big Eight honors in 1960 and ended his Cornhusker career

with 1,056 points.

Following the 1962-63 season, Bush was replaced as head coach by Joe Cipriano, who brought the nickname "Slippery Joe" and up-tempo basketball to the Coliseum. His teams pressed full-court and ran a fast-break offense, which led the Big Eight in scoring average in 1966, 1967 and 1968.

Cipriano's first two teams had a combined record of 17-33. But his third team, in 1965-66, was one of the most successful in school history, finishing 20-5 and second to Kansas in the Big Eight. All-Big Eight guard Grant Simmons, the first Cornhusker to earn Academic All-Big Eight honors, was the team's leader.

The 1966-67 team finished 16-9 and made the school's first appearance in the 16-team National Invitation Tournament, played at New York City's Madison Square Garden. Guard Stu Lantz was a two-time All-Big Eight pick and led the Cornhuskers in scoring and rebounding in both 1966-67 and 1967-68.

Guard Marvin Stewart and center Chuck Jura earned All-Big Eight honors for Cipriano in 1971 and 1972, respectively. Guard Jerry Fort, who finished his career with a then-school-record 1,882 points, was

the first Nebraska player chosen first-team all-conference three times, from 1974 through 1976. With Fort's leadership, Nebraska began a string of 14 winning seasons.

In the fall of 1976, Cornhusker basketball moved out of the Coliseum and into the state-of-the-art Bob Devaney Sports Center arena. Located on the State Fairgrounds, the \$13 million athletic complex was financed by a special cigarette tax.

Cipriano coached Nebraska to another 20-victory season in 1977-78. The Cornhuskers, led by All-Big Eight guard Brian Banks, finished with a 22-8 record and advanced to the second round of the NIT. Despite failing health—a battle against cancer that he finally lost—Cipriano shared coaching duties with his assistant, Moe Iba, in 1979-80, and took Nebraska to the NIT again. For their efforts, the duo shared United Press International Big Eight Coach-of-the-Year honors.


Cipriano brought Nebraska into the modern era, coaching 17 seasons and 450 games. His record was 253-197, and those 253 victories represent one-fourth of Nebraska's all-time total. Following Cipriano's death, Iba was named head coach, and he continued

Cipriano's winning ways. In Iba's six seasons on the bench, Nebraska was 106-71 and advanced to postseason play four times.

Center Andre Smith was the 1981 Big Eight MVP and twice earned All-Big Eight honors. However, it was the late Jack Moore, a 5-10 playmaker from Muncie, Ind., who captured the hearts of Nebraska fans from 1980 through 1982. Moore earned All-Big Eight honors in 1982, when he won the Naismith Award, given annually to the nation's top player under 6-feet tall. The first three-time Academic All-Big Eight pick in Nebraska history, Moore scored 1,204 points and hit .901 from the free throw line during his career.

The cornerstone of Iba's teams from 1983 through 1986 was Omaha, Neb., native Dave Hoppen, a three-time All-Big Eight center and the first Nebraska basketball player to have his jersey number (42) retired by the school. In 1982-83, Hoppen's freshman season, the Cornhuskers were 22-10 and won three games in the NIT before losing to DePaul in the semifinals at Madison Square Garden. The Cornhuskers returned to the NIT each of the next two seasons, advancing to the second round both times.

Hoppen's college career, though, was ended by a knee injury he sustained in a game at



Clifford Scales was a four-year letterman for Nebraska and is one of 21, 1,000-point scorers in Husker history.



*Terrance Badgett was a member of the 1994 Big Eight Tournament Championship team and the 1996 NIT Championship team.*

Colorado on Feb. 1, 1986. He finished as the school's all-time scoring leader with 2,167 points and broke or tied 19 school records during his four-year stay. After Hoppen's injury, Iba's team regrouped and went on to earn the school's first-ever "official" NCAA Tournament berth. Nebraska lost to Western Kentucky in the first round of the Southeast Regional, 67-59. Following the game, Iba announced his resignation.

On March 27, 1986, Danny Nee was officially introduced as Nebraska's 24th basketball coach. During a news conference to announce his hiring, Nee said a "new era" in Cornhusker basketball was beginning. "I understand I have to win, but I believe we have to play a style people will come to see. Basketball was made to be played up and down the floor. I think the people will enjoy it."

Nee's 13 teams have appeared in postseason play 11 times and have topped the 20-win mark in seven seasons. In Nee's first season, Nebraska was 21-12 and finished third in the NIT. After a 13-18 record in his second season, the Cornhuskers got back over the .500 mark with a 17-16 record in 1988-89 and advanced to the second round of the NIT.

After missing the school record for losses in a season by one in 1989-90 (10-18), Nebraska won a school-record 26 games, against only eight losses, in 1990-91. The Cornhuskers played in the Big Eight Tournament championship game for the first time and advanced to the NCAA Tournament, losing to Xavier, 89-84, in the first round at Minneapolis, Minn.

The 1990-91 team included two first-round

NBA draft picks, senior Rich King and redshirted freshman Eric Piatkowski. The 7-2 King was the tallest player in Cornhusker history. Piatkowski, Nebraska's sixth-man in 1990-91, went on to win first-team all-conference honors twice. He ranks second on the Cornhuskers' career-scoring list, with 1,934 points. Piatkowski is the only Nebraska player to finish with at least 1,900 points, 600 rebounds (669) and 300 assists (322).

Since the record-setting 1990-91 season, the Huskers have not missed the postseason. Three straight NCAA appearances followed the record-shattering 1991 campaign. In 1992-93 the Huskers registered their highest league finish under Nee by tying for second place in the always-rugged Big Eight Conference.

In addition to reaching the NCAA Tournament for a fourth straight season and recording back-to-back 20-victory seasons for the first time in school history, Nee's 1993-94 team made history by winning the school's first Phillips 66 Big Eight Tournament title. The Cornhuskers defeated Oklahoma, Missouri and Oklahoma State to earn the championship.

Nebraska's NCAA run ended at four seasons in 1994-95, but the Huskers kept their postseason streak alive with an NIT berth, advancing to the second round. The 1995-96 team struggled down the stretch, but was back in the NIT and capped its season with an impressive run to the tournament title. The Huskers won two games on the road and scored more than 80 points four times in five contests.

"The NIT run was incredible, when you look at the teams we beat and how we beat them," Nee said. "I don't care what anybody says, it was domination."

In retrospect, the 1996 NIT championship team could also be regarded as one of the most talented in school history. Two future NBA players, Erick Strickland of the Dallas Mavericks and 1998 first-round draft choice Tyronn Lue, patrolled the backcourt. In addition, the Huskers boasted two other 1,000-point scorers, Jaron

Boone, and freshman Venson Hamilton, who finished his career in 1999 as the school's all-time leading rebounder and shot blocker.

Lue's contributions to the NIT title team as a freshman were only a preview of what was to come in the following two seasons. The lightning-quick 6-0 guard finished his career as the seventh-leading scorer in school history and ranks in the top 10 in 12 other career categories. His leadership carried the Huskers' 1996-97 team, the first NU team to play in the Big 12, to another NIT appearance, this time reaching the quarterfinals.

Behind a late-season run, which included NU's longest conference winning streak in 20 years, Nee's 12th team finished fourth in the Big 12 and was back in the "Big Dance." It was Nebraska's fifth NCAA bid in the 1990s and extended the school-record postseason run to eight years.

The streak reached nine in 1999, as NU just missed an NCAA berth and advanced to the second round of the NIT. In the process, NU reached the 20-win mark for the second straight year and Hamilton was named Big 12 Player of the Year.

As the Huskers bolt into the next century, Nee has the Nebraska program on solid ground and in position for some more "excellent work to be done."




*Bruce Chubick played on four NCAA Tournament teams in his Nebraska career, spanning from 1991-94.*



# Nebraska's 1,000-Point Club

## 1. Dave Hoppen, 1983-86--2,167 Points Center, Omaha, Neb. (Benson)




Three-time All-Big Eight center Dave Hoppen finished his career as Nebraska's all-time leading scorer with 2,167 points. Hoppen, whose four-year collegiate career was cut short by a knee injury in a game at Colorado, Feb. 1, 1986, broke or tied 19 Nebraska records and five Big Eight marks during his standout career. A native of Omaha, Neb., Hoppen was the first player in Husker basketball history to have his jersey (42) retired. Originally drafted by the National Basketball Association's Atlanta Hawks in the third-round of the 1986 draft, he played with both Charlotte and Philadelphia, in addition to a stint in the CBA.

### Hoppen's Career Statistics

Season	G-GS	FG-FGA	Pct.	FT-FTA	Pct.	Reb.-Avg.	TP-Avg.
1982-83	32-32	163-311	.524	119-159	.784	161-5.0	445-13.9
1983-84	30-30	220-367	.599	158-208	.760	207-6.9	598-19.9
1984-85	30-30	270-418	.646	164-210	.781	258-8.6	704-23.5
1985-86	19-19	151-245	.616	118-147	.803	147-7.7	420-22.1
Totals	111-111	1804-1,341	.600	559-724	.772	773-7.0	2,167-19.5

## 2. Eric Piatkowski, 1991-94, 1,934 Points Forward, Rapid City, S.D. (Stevens)



One of only two players in school history to play on four-straight NCAA Tournament teams, Eric Piatkowski finished his career as the second-leading scorer in school history with 1,934 points. The Most Valuable Player in the 1994 Phillips 66 Big Eight Tournament, Piatkowski had a school and tournament-record 42-point outburst in Nebraska's first-round victory over Oklahoma. A two-time first-team All-Big Eight pick, Piatkowski averaged 21.5 points in his final season as a Husker, and became the first player in school history to score 1,900 points (1,934), grab 600 rebounds (669) and dish out 300 assists (322). A first-round draft pick of the NBA's Indianapolis Pacers, Piatkowski's draft rights were then traded to the Los Angeles Clippers.

### Piatkowski's Career Statistics

Season	G-GS	FG-FGA	Pct.	3Pt-FG	Pct.	FT-FTA	Pct.	Reb.-Avg.	Pts.-Avg.
1990-91	34-1	128-275	.465	44-127	.346	72-86	.837	125-3.7	372-10.9
1991-92	29-28	144-338	.426	47-136	.346	79-109	.725	184-6.3	414-14.3
1992-93	30-30	178-367	.485	48-129	.372	98-129	.760	171-5.7	502-16.7
1993-94	30-30	226-456	.496	63-172	.366	131-165	.794	189-6.3	646-21.5
Totals	123-89	676-1,436	.471	202-564	.358	380-489	.777	669-5.4	1,934-15.7

## 3. Jerry Fort, 1973-76, 1,882 Points Guard, Chicago, Ill. (Franciscan)




The first Husker basketball player to earn All-Big Eight honors for three-straight seasons, Jerry Fort finished his career with 1,882 points—a record that stood for nine seasons, until Dave Hoppen broke it, Dec. 15, 1985. Fort was a third-round draft pick of the Boston Celtics following his senior season. He scored a then-school-record 40 points against Missouri as a junior. Fort was inducted into the Nebraska Basketball Hall of Fame in 1991.

### Fort's Career Statistics

Season	G-GS	FG-FGA	Pct.	FT-FTA	Pct.	Reb.-Avg.	TP-Avg.
1972-73	26-18	151-349	.433	74-104	.712	106-4.0	376-14.5
1973-74	26-26	207-484	.428	54-88	.614	110-4.2	468-18.0
1974-75	26-26	218-508	.429	89-138	.645	91-3.5	525-20.2
1975-76	27-27	201-452	.445	111-156	.712	87-3.2	513-19.0
Totals	105-97	777-1,793	.433	328-486	.675	394-3.8	1,882-17.9

## 4. Andre Smith, 1978-81, 1,717 Points Center/Forward, Chicago, Ill. (Kennedy)



Andre Smith closed his brilliant four-year career in 1980-81 when he led the Big Eight Conference in scoring with a 19.5 average in league games only. Smith was named the league's player-of-the-year for his efforts—the last time a Husker cager earned the honor, and was a two-time all-conference selection. He scored 1,717 points and grabbed 753 rebounds during his career and was chosen in the seventh round of the 1981 NBA Draft by the Cleveland Cavaliers. He was inducted into the Nebraska Basketball Hall of Fame in 1994.

### Smith's Career Statistics

Season	G-GS	FG-FGA	Pct.	FT-FTA	Pct.	Reb.-Avg.	TP-Avg.
1977-78	30-2	105-190	.533	68-111	.613	144-4.8	278-9.3
1978-79	27-27	146-256	.570	72-110	.655	186-6.9	364-13.5
1979-80	31-31	237-388	.610	126-189	.670	251-8.1	600-19.4
1980-81	26-26	185-314	.589	105-152	.691	172-6.6	475-18.3
Totals	114-86	673-1,148	.586	371-562	.660	753-6.6	1,717-15.1

## 5. Jaron Boone, 1993-96, 1,609 Points Guard, Salt Lake City, Utah (Skyline)




Boone played in a school-record tying 127 games and started 102, the second-highest total in school history. Boone became the 17th player in school history to reach 1,000 points, but just the fifth to do so before completing his junior season. Boone earned second-team All-Big Eight honors as a junior and helped Nebraska to the NIT Championship his senior year. Boone's 559 points in his junior season is the sixth-highest single-season output in school history. Boone scored 20-or-more points 18 times in his career and ranks among the school leaders in 3-point goals made (second, 181) and attempted (third, 501), assists (second, 446) and minutes (third, 3,624).

### Boone's Career Statistics

Season	G-GS	FG-FGA	Pct.	3FG-Att	Pct.	FT-FTA	Pct.	Reb.-Avg.	TP-Avg.
1992-93	31-8	76-185	.411	17-57	.298	46-56	.821	72-2.3	215-6.9
1993-94	30-28	138-290	.476	35-95	.368	55-78	.705	78-2.6	366-12.2
1994-95	32-32	199-455	.437	70-182	.385	91-134	.679	106-3.3	559-17.5
1995-96	34-34	162-397	.408	59-167	.353	86-123	.699	92-2.7	469-13.8
Totals	127-102	575-1,327	.433	184-501	.367	274-387	.708	348-2.7	1,609-12.7

## 6. Erick Strickland, 1993-96, 1,586 Points Guard, Bellevue, Neb. (West)



One of two 1,000 point scorers on the 1995-96 team, Erick Strickland finished his career with 1,586 points. Strickland was a second-team all-conference selection as a senior when he led the team in scoring (14.7) and was named the MVP of the NIT. Strickland played in a school-record tying 127 games and started 84. His 516 points in his senior season rank as the 11th-highest single



season total in school history. A three-time member of the Big Eight All-Defensive Team, Strickland is second in steals at Nebraska with 257 thefts, a total which ranks seventh in Big Eight history. Strickland scored 20-or-more points 14 times in his career and ranks third in 3-point field goals made (179), second in 3-point field goal attempts (512) and fourth in assists (414). He is a member of the NBA's Dallas Mavericks.

### Strickland's Career Statistics

Season	G-GS	FG-FGA	Pct.	3FG-Att.	Pct.	FT-FTA	Pct.	Reb-Avg	TP-Avg.
1992-93	31-6	84-185	.454	32-88	.364	43-59	.729	63-2.0	243-7.8
1993-94	30-13	102-241	.423	41-117	.350	77-95	.811	103-3.4	322-10.7
1994-95	31-31	175-394	.444	54-160	.338	101-139	.727	167-5.4	505-16.3
1995-96	35-34	174-399	.436	52-148	.351	116-141	.823	170-4.9	516-14.7
Totals	127-84	535-1219	.439	179-512	.350	337-434	.776	503-4.0	1586-12.5

### 7. Tyronn Lue, 1996-98, 1,577 Points Guard, Mexico, Mo. (Raytown)




One of the newest members of the 1,000-point club, Lue eclipsed the mark early in his junior season. He finished his career with 1,577 points before turning pro a year early. Lue was a first-round draft pick of the Denver Nuggets and was traded on draft night to the Los Angeles Lakers. In addition to ranking seventh in scoring, Lue ranks in the top 10 in 12 other Husker career categories, including assists (3rd, 432), 3-pointers (4th, 145), games started (5th, 96) and steals, (6th, 154). Lue started 96 of 99 games in his Husker career and led NU to three straight postseason appearances, including an NCAA berth in 1998.

### Lue's Career Statistics

Season	G-GS	FG-FGA	Pct.	3Pt.FG	Pct.	FT-FTA	Pct.	Reb.-Avg.	Pts.-Avg.
1995-96	35-34	105-232	.453	20-61	.328	66-96	.688	106-3.0	296-8.5
1996-97	32-30	215-476	.452	47-137	.343	126-155	.813	93-2.9	603-18.8
1997-98	32-32	240-547	.439	78-209	.373	120-145	.828	137-4.3	678-21.2
Totals	99-96	560-1,255	.446	145-407	.356	312-396	.788	336-3.4	1,577-15.9

### 8. Rich King, 1988-91, 1,475 Points Center, Omaha, Neb. (Burke)




The tallest player in Nebraska history at 7-2, Rich King finished his career with 1,475 points, and then-school records for blocked shots, 183, and games played, 124. King had a big hand in the Huskers' record-breaking 26-8, 1990-91 campaign, as he led the team in scoring (15.5 ppg) and rebounding (8.1 rpg) en route to honorable-mention All-America honors from both AP and UPI. King, who was a first-round draft pick by the Seattle SuperSonics in the 1991 NBA Draft, tied Jerry Fort's then-school single-game scoring record with a 40-point outburst against Northern Illinois, Feb. 18, 1991.

### King's Career Statistics

Season	G-GS	FG-FGA	Pct.	3Pt.FG	Pct.	FT-FTA	Pct.	Reb.-Avg.	Pts.-Avg.
1987-88	29-5	56-108	.519	0-0	---	24-34	.706	84-2.9	136-4.7
1988-89	33-22	136-235	.579	0-0	---	91-139	.655	195-5.9	363-11.0
1989-90	28-21	170-305	.557	0-0	---	110-158	.696	208-7.4	450-16.1
1990-91	34-27	202-352	.574	2-5	.400	120-179	.670	274-8.1	526-15.5
Totals	124-75	564-1000	.564	2-5	.400	345-510	.676	761-6.1	1,475-11.9

### 9. Venson Hamilton, 1996-99, 1,416 Points Center, Forest City, N.C. (Oak Hill Academy)

One of two Huskers to reach the 1,000-point plateau in 1998-99, Venson Hamilton was a four-year standout for Coach Danny Nee. Hamilton finished his career with 1,416 points to rank ninth on NU's all-time scoring list. His senior season was one of the finest cam-



paigns in school history. For his efforts, Hamilton earned Big 12 Player of the Year honors, the first Husker in 18 seasons to capture that prestigious award. Hamilton also finished his career as Nebraska's all-time leader in rebounds (1,080), blocked shots (241) and games played (129). He was a second-round draft pick by the Houston Rockets.

### Hamilton's Career Statistics

Season	G-GS	FG-FGA	Pct.	3FG-Att.	Pct.	FT-FTA	Pct.	Reb-Avg	TP-Avg.
1995-96	32-1	71-130	.546	0-1	---	54-100	.540	161-5.0	196-6.1
1996-97	32-25	124-215	.577	0-0	---	96-148	.649	269-8.4	344-10.8
1997-98	32-30	139-269	.517	0-0	---	80-144	.556	315-9.8	358-11.2
1998-99	33-32	194-388	.500	0-1	---	130-198	.657	335-10.2	518-15.7
Totals	129-88	528-1,002	.527	0-2	---	360-590	.510	1,080-8.4	1,416-11.0

### 10. Carl McPipe, 1976-79, 1,300 Points Center, Hammond, Ind. (Technical)




One-half of the "Hammond Hustlers" (Brian Banks was the other) 'Pipe,' and 'BB' provided Nebraska with a great four-year, one-two punch. McPipe, a three-year starter, finished his career with 1,300 points. As a junior, McPipe earned USBWA District V honors and was one of 12 starters designated as an All-American by the Citizens Savings Athletic Foundation. In his final year in a Husker uniform, Banks was a repeat pick on the USBWA team and a fifth-round draft selection of the Philadelphia 76ers.

### McPipe's Career Statistics

Season	G-GS	FG-FGA	Pct.	FT-FTA	Pct.	Reb.-Avg.	TP-Avg.
1975-76	20-1	25-67	.373	16-22	.727	58-2.9	66-3.3
1976-77	29-29	183-376	.487	74-108	.685	241-8.3	440-15.2
1977-78	29-29	190-357	.532	65-97	.670	228-7.9	445-15.3
1978-79	26-26	148-326	.454	53-90	.589	196-7.5	349-13.4
Totals	104-85	546-1,126	.485	208-317	.656	723-7.0	1,300-12.5

### 11. Tom Baack, 1966-68, 1,299 Points Forward, Fort Wayne, Ind. (Concordia)




Tom Baack, a 1995 Nebraska Hall of Fame inductee, finished his career with 1,299 points, a figure that stood as the school record until guard Jerry Fort came along 10 years later. He played on three-straight winning NU teams from 1965 through 1968, and helped the Huskers to an NIT appearance in 1966-67 — NU's first-ever bid to the nation's oldest postseason tournament. Known for his satin-smooth jump shot, Baack served as an assistant at Nebraska for eight seasons, and his 17.3 per-game average for his career ranks third in school history. Baack was selected in the 10th round of the 1968 NBA Draft by the Detroit Pistons.

### Baack's Career Statistics

Season	G-GS	FG-FGA	Pct.	FT-FTA	Pct.	Reb.-Avg.	TP-Avg.
1965-66	25	147-325	.542	92-108	.852	106-4.2	386-15.4
1966-67	25	188-401	.469	73-90	.811	152-6.1	449-18.0
1967-68	25	191-412	.466	82-99	.828	134-5.4	464-18.6
Totals	75	526-1,138	.462	247-297	.832	392-5.2	1,299-17.3

**12. Stuart Lantz, 1966-68, 1,269 Points**  
Guard, Uniontown, Pa.



Stuart Lantz teamed with Tom Baack to give Nebraska a potent one-two offensive punch. Lantz finished his career with 1,269 points and 571 rebounds. A two-time All-Big Eight pick, Lantz went on to play eight years in the NBA with four teams (San Diego/Houston Rockets, Detroit Pistons, New Orleans Jazz, Los Angeles Lakers). A charter member of the Nebraska Basketball Hall of Fame, Lantz had his jersey retired in the fall of 1989.

**Lantz's Career Statistics**

Season	G	FG-FGA	Pct.	FT-FTA	Pct.	Reb.-Avg.	TP-Avg.
1966-66	25	125-290	.431	56-85	.659	199-8.0	306-12.2
1966-67	25	190-368	.516	101-129	.783	193-7.7	481-19.2
1967-68	25	173-349	.495	136-181	.757	179-7.2	482-19.2
Totals	75	488-1,007	.485	293-395	.742	571-7.6	1,269-16.9

**13. Chuck Jura, 1970-72, 1,255 Points**  
Center, Schuyler, Neb.




One of the top all-around centers in Nebraska history, Chuck Jura's 1,255 points rank 13th on the school's all-time list, and trail Stuart Lantz's career total by 14 points. Jura earned All-Big Eight honors as a senior and was an academic All-Big Eight choice, too. One of only five players in school history to average more than 20 points in a season (21.2), Jura ranks sixth on the all-time rebounding chart (740) and his 305 rebounds in his final season rank third on the NU single-season chart. Like Lantz, Jura was a charter member of the Nebraska Basketball Hall of Fame. A third-round NBA draft pick by the Chicago Bulls, Jura played professional basketball in Europe for several seasons.

**Jura's Career Statistics**

Season	G	FG-FGA	Pct.	FT-FTA	Pct.	Reb.-Avg.	TP-Avg.
1969-70	25	99-205	.483	51-86	.593	192-7.7	249-9.9
1970-71	26	181-306	.592	93-160	.594	243-9.3	455-17.5
1971-72	26	220-399	.551	111-181	.613	305-11.7	551-21.2
Totals	77	500-910	.549	255-427	.597	740-9.6	1,255-16.3

**14. Jack Moore, 1979-82, 1,204 Points**  
Guard, Muncie, Ind. (Central)




Jack Moore will long be remembered by Husker faithful for his gummy play on the basketball court. He was honored with the 1982 Naismith Award, which is presented annually to the nation's top player under six-feet tall. During his four-year career, Moore scored 1,204 points, and shot .901 from the free-throw line--among the all-time best career marks in NCAA Division I history. Moore's .901 free-throw percentage broke the Big Eight record for career marksmanship, which had been held by his coach, Moe Iba. A consensus All-Big Eight selection as a senior, Moore was the first Husker cager to earn first-team academic All-Big Eight honors for three-straight seasons and his 382 career assists stand fourth on NU's all-time chart. Nebraska's MVP Award is named in honor of Moore, who was killed in a March, 1984 plane crash. Moore was inducted into the Nebraska Basketball Hall of Fame in 1993.

**Moore's Career Statistics**

Season	G	FG-FGA	Pct.	FT-FTA	Pct.	Reb.-Avg.	TP-Avg.
1978-79	20-0	21-61	.344	21-25	.840	19-1.0	63-3.2
1979-80	31-30	137-291	.471	184-211	.872	53-1.7	458-14.8
1980-81	27-27	111-221	.502	118-128	.922	54-2.0	340-12.6
1981-82	27-27	110-257	.428	123-131	.939	58-2.1	343-12.7
Totals	105-84	379-830	.457	446-495	.901	184-1.8	1,204-11.5

**15. Brian Carr, 1984-87, 1,182 Points**  
Guard, Muncie, Ind. (Burris)



Brian Carr is the only player in Nebraska history to score 1,000 points and collect more than 600 assists in a career. Carr, who finished his four-year career with 14 Nebraska school records, scored 1,182 points and collected 682 assists. The 682 assists rank as the third-best total in Big Eight history, behind only former Kansas stars Cedric Hunter and Jacque Vaughn. Carr is also the school career leader in minutes played. A second-team All-Big Eight selection as a senior (UPI), Carr was a two-time, first-team academic All-Big Eight performer.

**Carr's Career Statistics**

Season	G-GS	FG-FGA	Pct.	3FG-Att.	Pct.	FT-FTA	Pct.	Reb.-Avg.	TP-Avg.
1983-84	30-0	59-114	.518	---	.000	19-32	.594	22-0.7	137-4.6
1984-85	30-30	118-210	.562	---	.000	48-58	.828	58-1.9	284-9.5
1985-86	30-30	139-293	.464	---	.000	79-93	.849	51-1.7	357-11.9
1986-87	33-33	131-325	.403	58-157	.369	84-104	.808	47-1.4	404-12.2
Totals	123-93	447-942	.475	58-157	.369	230-287	.801	178-1.4	1,182-9.6

**16. Brian Banks, 1976-79, 1,150 Points**  
Guard, Hammond, Ind.




The other half of the "Hammond Hustlers," Brian Banks was a three-year starter at guard for the Huskers from 1976-77 through 1978-79. His best season was as a junior in 1977-78, when he averaged 14 points and helped NU to a 22-8 record and an NIT bid. For his efforts, Banks earned first-team All-Big Eight honors.

**Banks' Career Statistics**

Season	G-GS	FG-FGA	Pct.	FT-FTA	Pct.	Reb.-Avg.	TP-Avg.
1975-76	27-1	42-93	.452	38-49	.776	33-1.2	122-4.5
1976-77	29-29	160-330	.485	66-100	.660	73-2.5	386-13.3
1977-78	30-30	173-351	.493	73-103	.709	84-2.8	419-14.0
1978-79	24-23	96-212	.453	31-46	.674	66-2.8	223-9.3
Totals	110-83	471-986	.478	208-298	.698	256-2.3	1,150-10.5

**17. Marvin Stewart, 1969-71, 1,138 Points**  
Guard, Chicago, Ill. (Dunbar)




Marvin Stewart finished his three-year career with 1,138 points, and is remembered by Husker fans as one of the finest fast-breaking guards in school history. In his senior season, Stewart averaged 21.4 points, the third-best season average in school history, and earned first-team All-Big Eight honors. Stewart owns the distinction of being the only 1,000-point club member to top the mark in fewer than 70 games, as he appeared in 66. Stewart was a second-round draft selection of the NBA's Chicago Bulls in 1971. He was inducted into the Nebraska Basketball Hall of Fame in 1994.

**Stewart's Career Statistics**

Season	G	FG-FGA	Pct.	FT-FTA	Pct.	Reb.-Avg.	TP-Avg.
1968-69	26	137-321	.426	107-150	.713	66-2.5	381-14.6
1969-70	14	83-174	.477	35-56	.625	28-2.0	201-14.4
1970-71	26	215-426	.505	126-153	.824	54-2.1	556-21.4
Totals	66	435-921	.472	268-359	.747	148-2.2	1,138-17.2

**T18. Clifford Scales, 1988-91, 1,136 Points**  
**Guard, Maywood, Ill. (Westchester St. Joseph)**




A steady player throughout his four-year Nebraska career, Clifford Scales tallied 1,136 points from 1988 through 1991. An honorable-mention All-Big Eight pick as a senior and a member of UPI's All-Big Eight Defensive team, Scales' 177 career steals ranked as the most ever by a Cornhusker cager when he completed his career. One of five double-figure scorers on the 1990-91 NU team at 10.2 points per game, Scales hit a school-record 45.6 percent from 3-point range as a senior. He co-captained the Huskers' record-setting 26-8, 1990-91 squad.

**Scales' Career Statistics**

Season	G-GS	FG-FGA	Pct.	3FG-Att.	Pct.	FT-FTA	Pct.	Reb.-Avg.	TP-Avg.
1987-88	31-5	71-139	.511	3-10	.300	25-35	.714	41-1.3	170-5.5
1988-89	32-27	122-253	.482	6-19	.316	52-77	.675	91-2.8	302-9.4
1989-90	26-26	112-219	.511	10-24	.417	84-100	.840	93-3.6	318-12.2
1990-91	34-34	136-291	.467	26-57	.456	48-60	.800	110-3.2	346-10.2
Totals	123-96	441-901	.489	45-110	.409	209-272	.768	335-2.7	1,136-9.2

**T18. Carl Hayes, 1990-92, 1,136 Points**  
**Forward, Chicago, Ill. (Westchester St. Joseph)**



An exciting player in the open court, Carl Hayes finished his three-year Nebraska career with 1,136 points, which ranks tied for 18th on NU's all-time chart along with former high school and college teammate Clifford Scales. A two-time honorable-mention All-Big Eight performer, Hayes was a starter on NU teams that earned back-to-back NCAA Tournament bids in 1991 and 1992.

**Hayes' Career Statistics**

Season	G-GS	FG-FGA	Pct.	3FG-Att.	Pct.	FT-FTA	Pct.	Reb.-Avg.	TP-Avg.
1989-90	28-19	121-261	.464	5-16	.313	92-132	.697	138-4.9	339-12.1
1990-91	34-28	192-390	.492	1-12	.083	75-125	.600	179-5.3	460-13.5
1991-92	28-16	126-294	.429	31-84	.369	54-103	.524	155-5.5	337-12.0
Totals	90-63	439-945	.465	37-112	.330	221-360	.614	472-5.2	1,136-12.6

**20. Herschell Turner, 1958-60, 1,056 Points**  
**Guard, Indianapolis, Ind. (Shortbridge)**




The first Husker cager to top the 1,000-point mark, Herschell Turner finished his career with 1,056 points. Turner teamed with Al Maxey to provide a strong offensive punch for Coach Jerry Bush's teams in the late 1950s. A first-team All-Big Eight selection as a senior, Turner was a strong rebounder and held NU's single-season rebounding record for 10 seasons (244), until Leroy Chalk grabbed 257 rebounds in 1969. Turner finished his career with 626 rebounds, which ranks 12th on NU's all-time chart, and was a sixth-round draft choice of the NBA's Syracuse Nationals. He was inducted into the Nebraska Basketball Hall of Fame in 1990.

**Turner's Career Statistics**

Season	G	FG-FGA	Pct.	FT-FTA	Pct.	Reb.-Avg.	TP-Avg.
1957-58	23	82-211	.389	82-136	.603	189-8.2	246-10.7
1958-59	25	146-361	.404	136-183	.743	244-9.8	428-17.1
1959-60	24	143-326	.439	96-155	.619	193-8.0	382-15.9
Totals	72	371-898	.413	314-474	.662	626-8.7	1,056-14.7


**21. Cookie Belcher, 1997-present, 1,036 Points**  
**Guard, Mexico, Mo.**



Senior guard Cookie Belcher is the newest entrant into the Huskers' 1,000-point club. Belcher reached the plateau during the Big 12 Tournament last season and enters the season with 1,036 points. He is just the eighth player in Nebraska history to reach 1,000 points before the start of his senior season. Belcher has also made a strong mark on the Husker record books in other areas. He owns Nebraska game, season and career steals records and also ranks in the top 10 on NU's 3-point and assists lists and is on track to break the school record for most career starts.

**Belcher's Career Statistics**

Season	G-GS	FG-FGA	Pct.	3FG-Att.	Pct.	FT-FTA	Pct.	Reb.-Avg.	TP-Avg.
1996-97	33-33	117-256	.457	30-76	.395	41-83	.494	126-3.8	305-9.2
1997-98	32-32	135-305	.443	29-102	.284	55-87	.632	126-3.9	354-11.1
1998-99	32-32	137-320	.428	39-128	.305	64-102	.627	107-3.3	377-11.8
Totals	97-97	389-881	.442	98-306	.320	160-272	.588	359-3.7	1,036-10.7



*Tyronn Lue ranks seventh on Nebraska's career scoring with 1,577 points in just three seasons. He left Nebraska a year early for the NBA and is a member of the Los Angeles Lakers. Only career No. 1 scorer Dave Hoppen had more points after three seasons of action. Hoppen and Lue share the school record for most 30-point games with seven each.*



# Nebraska 30-Point Club

<u>Points</u>	<u>Player</u>	<u>Opponent</u>	<u>NU Result</u>
42	Eric Piatkowski	***Oklahoma, March 11, 1994	W, 105-88
40	Jerry Fort	Missouri, Feb. 22, 1975	W, 80-77
	Rich King	Northern Illinois, Feb. 18, 1991	W, 82-73
38	Tom Russell	Kansas, Feb. 21, 1962	L, 73-70
36	W. W. Walsh	Crete, 1906-07	W, 82-8
	Tyronn Lue	Virginia, Dec. 27, 1997	W, 80-65
35	Herschell Turner	*Missouri, Dec. 30, 1959	W, 78-67
	Dave Hoppen	Southern Colorado, Nov. 29, 1984	W, 89-67
	Eric Piatkowski	Texas, Nov. 28, 1993	L, 78-75
34	W.E. Anderson	Kansas, March 2, 1900	W, 48-8
	Bill Johnson	Missouri, Jan. 18, 1954	W, 80-72
	Chuck Jura	at Oklahoma State, Jan. 26, 1972	W, 64-63
	Jerry Fort	at Kansas State, Jan. 17, 1976	W, 65-59
	Andre Smith	Eastern Washington, Dec. 3, 1979	W, 82-68
	Tyronn Lue	Western Illinois, Nov. 19, 1997	W, 86-57
33	Fred Hare	at Texas, Dec. 18, 1964	L, 77-73
	Tom Baack	**Marshall, March 13, 1967	L, 119-88
	Marvin Stewart	Nevada-Reno, Dec. 14, 1970	W, 116-71
	Chuck Jura	Kansas, Feb. 19, 1972	W, 99-78
	Jerry Fort	Missouri, Feb. 16, 1974	W, 88-87 (OT)
	Andre Smith	Alabama-Birmingham, Dec. 22, 1979	W, 92-84 (4OT)
	Andre Smith	Wisconsin-Oshkosh, Jan. 4, 1980	W, 96-72
	Dave Hoppen	***California-Irvine, Dec. 28, 1984	W, 73-67
	Dave Hoppen	at Oklahoma State, Jan. 19, 1985	L, 68-66
	Eric Piatkowski	Kansas, Feb. 23, 1994	W, 96-87
32	Marvin Stewart	Iowa State, Feb. 15, 1969	L, 75-74 (OT)
	Marvin Stewart	Iowa State, Jan. 16, 1971	W, 84-62
	Jerry Fort	Oklahoma, Feb. 12, 1975	L, 65-57 (OT)
	Dave Hoppen	at Colorado State, Jan. 12, 1985	W, 88-78 (2OT)
	Dave Hoppen	at Oklahoma, Feb. 6, 1985	L, 83-74
	Dave Hoppen	at Montana State, Dec. 14, 1985	W, 76-59
	Eric Piatkowski	Oklahoma State, March 2, 1994	W, 89-81
31	Herschell Turner	at Missouri, March 2, 1959	W, 81-79
	Harold Cebrun	Wyoming, Dec. 2, 1963	W, 79-72
	Jerry Fort	*Oklahoma State, Dec. 28, 1973	W, 69-62
	Eric Johnson	Creighton, Nov. 26, 1988	W, 86-77
	Rich King	Harvard, Dec. 1, 1989	W, 117-79
	Jaron Boone	at Colorado, Feb. 8, 1995	W, 100-86
	Tyronn Lue	at Colorado, Feb. 21, 1998	W, 79-71
30	Don Weber	*Kansas State, Dec. 28, 1953	W, 78-74
	Herschell Turner	*Oklahoma State, Dec. 27, 1958	W, 55-48
	Herschell Turner	Detroit, Jan. 31, 1959	W, 91-77
	Charlie Jones	at Texas Tech, Dec. 1, 1962	W, 68-66
	Marvin Stewart	at Missouri, Feb. 27, 1971	L, 77-65
	Lee Harris	Texas Christian, Dec. 11, 1972	W, 72-58
	Andre Smith	**Michigan, March 6, 1980	L, 76-69
	Dave Hoppen	South Dakota, Dec. 1, 1984	W, 101-69
	Eric Johnson	Michigan State, Nov. 30, 1989	L, 77-75
	Dapreis Owens	Eastern Washington, Dec. 21, 1991	W, 102-67
	Jaron Boone	!Oregon, Nov. 25, 1995	W, 114-106 (OT)
	Tyronn Lue	! Oregon, Nov. 25, 1995	W, 114-106 (OT)
	Tyronn Lue	at Oklahoma, Jan. 25, 1997	L, 84-77
	Tyronn Lue	at Iowa State, Feb. 22, 1997	W, 74-69 (OT)
	Tyronn Lue	Colorado, Jan. 11, 1998	W, 87-72

\*Big Eight Holiday Tournament; \*\*NIT; \*\*\*Cable Car Classic; \*\*\*\*Phillips 66 Big Eight Tournament ! Big Island Invitational

## NU's 30-Point Performances By Player

1. Dave Hoppen (1992-86) ..... 7	Chuck Jura (1970-72) ..... 2	Dapreis Owens (1989-91) ..... 1
Tyronn Lue (1996-98) ..... 7	Rich King (1988-91) ..... 2	Tom Russell (1961-62) ..... 1
2. Jerry Fort (1973-76) ..... 5	11. W.E. Anderson (1899-1900) ..... 1	W.W. Walsh (1907-09) ..... 1
3. Andre Smith (1978-81) ..... 4	Tom Baack (1966-68) ..... 1	Don Weber (1952-54) ..... 1
Marvin Stewart (1969-71) ..... 4	Harold Cebrun (1964) ..... 1	<b>Total 30-Point Scoring Games: 52</b>
Herschell Turner (1958-60) ..... 4	Fred Hare (1965-66) ..... 1	<b>Total 30-Point Scorers: 21</b>
Eric Piatkowski (1991-94) ..... 4	Lee Harris (1972) ..... 1	NU is 40-12 in games when it has had a
8. Jaron Boone (1993-96) ..... 2	Bill Johnson (1952-54) ..... 1	player score 30 or more points.
Eric Johnson (1988-89) ..... 2	Charlie Jones (1962-64) ..... 1	

# Nebraska Career Coaching Records

Coach	Season(s)	Years	Games	Won	Lost	Pct.	Conf. Titles
T.P. Hewitt	1900	1	5	5	0	1.000	0
Sam Waugh	1916	1	14	13	1	.929	1
Paul Schlisser	1920-21	2	42	37	5	.881	0
E.O. Stiehm	1912-15	4	70	56	14	.800	3
Frank Lehmer	1897-99	3	10	7	3	.700	0
W.E. Kline	1924-25	2	35	23	12	.657	0
Fred Morrell	1902	1	8	5	3	.625	0
Moe Iba	1981-86	6	177	106	71	.599	0
Danny Nee	1987-98	12	381	223	158	.585	0 (1 B8T)
Walter Hiltner	1903	1	12	7	5	.583	0
R.G. Clapp	1904-09	6	102	59	43	.578	0
Joe Cipriano	1964-80	17	450	253	197	.562	0 (1 B8HT)
Dr. E.J. Stewart	1917-19	3	52	29	23	.558	0
O.F. Field	1911	1	18	9	9	.500	0
E. Berry	1901	1	6	3	3	.500	0
Charles T. Black	1927-32	6	108	51	57	.472	0
Harry C. Good	1947-54	8	185	86	99	.465	2
Ernest Bearg	1926	1	18	8	10	.444	0
William Browne	1933-40	8	151	64	87	.424	1
Owen A. Frank	1922-23	2	35	14	21	.400	0
Jerry Bush	1955-63	9	213	81	132	.380	0
T.J. Hewiat	1910	1	16	6	10	.375	0
L.F. Klein	1946	1	20	7	13	.350	0
A.J. Lewandowski	1941-45	5	87	24	63	.276	0
<b>Totals</b>	<b>1897-1998</b>	<b>102</b>	<b>2,215</b>	<b>1,178</b>	<b>1,039</b>	<b>.532</b>	<b>7 (1B8T)</b>



Danny Nee



Moe Iba



Joe Cipriano



Jerry Bush



Harry Good



L.F. Klein



A.J. Lewandowski



William Browne



Charles T. Black



Ernest Bearg



W.E. Kline



Owen A. Frank



Paul Schlisser



Dr. E.J. Stewart



Sam Waugh



E.O. Stiehm



O.F. Field



T.J. Hewiat



R.G. Clapp



Fred Morrell



E. Berry



T.P. Hewitt



Frank Lehmer

# Nebraska Basketball Hall of Fame to Honor Five

The 12th class of the Nebraska Basketball Hall of Fame will be installed at halftime of the Huskers' Jan. 29, 2000 game against Kansas State. A party for all Nebraska letterwinners will be held on Friday, Jan. 28, and an alumni game will be held before the NU-K-State contest.

The three new members of the Hall of Fame are **Stan Cloudy**, **Daryl Petsch** and **Larry Cox**.

Petsch lettered for the Huskers in 1962, 1963 and 1964. He played his first two seasons for Coach Jerry Bush, then played for Joe Cipriano's first Husker team in 1964.

Petsch ranks 43rd on Nebraska's all-time scoring list, pouring in 754 points in just 69 career games. Petsch's best season was his junior campaign when he averaged a team-leading 14.8 points and 5.0 rebounds per game.

This year's second inductee, Larry Cox, sits just ahead of Petsch on Nebraska's all-time scoring list. Cox scored 757 points in four seasons from 1973 to 1976.

The forward still ranks as Nebraska's career leader in field goal percentage, hitting 62.5 percent of his career attempts. He also holds the single-season mark connecting on 67 percent in 1976, his senior season. That year was Cox's best statistically, as he averaged 13.3 points and 6.1 rebounds for Cipriano's club. Cox was also a standout in the classroom, earning academic all-conference honors in 1975 and 1976.

The final player to be inducted in the 2000 Hall of Fame Class is Stan Cloudy, who starred for Coach Moe Iba in 1983 and 1984. Cloudy ranks 39th on the NU career scoring list with 775 career points, the second-most in school history by a two-year player.

Cloudy averaged 11.7 points and 4.9 rebounds as a junior in 1982-83 and helped lead Nebraska to the semifinals of the NIT Tournament that season. Cloudy was even better statistically his senior season, averaging 13.4 points and 6.5 rebounds per contest. He was also an ironman in Iba's lineup playing in all 62 games in his two seasons, while starting 59, and logging more than 1,000 minutes in each of those campaigns. With Cloudy playing a crucial role, the Huskers won a combined 38 games in 1983 and 1984.

Petsch, Cox and Cloudy bring the total number of Hall members to 51.

In addition to inducting three new members to the Nebraska Basketball Hall of Fame, the chapter's Special Merit Award will also be presented. This year's recipient is **Larry Frederick** of Lincoln.

Frederick is an active supporter of Husker sports and is a past-president of the Rebounders Club, the basketball booster organization. He remains a Rebounder Club board member. Frederick is employed at

Smith Barney in Lincoln.

The Nebraska Basketball Hall of Fame was the brainchild of longtime Husker athletic supporter Jerry Solomon, who first approached the University about the project in the fall of 1988. Financial support for the Hall of Fame was also provided by Jack Bock, Dale Herman and Dale Jensen. The Hall is co-sponsored by the NU Athletic Department and the Rebounders Club.

## Hall of Fame Members

**1989 (11)**--James Buchanan, 1950-51-52; Sam Carrier, 1911-12-13; Steve Hokuf, 1930-31-33; Chuck Jura, 1970-71-72; Stuart Lantz, 1966-67-68; Don Maclay, 1929-30-31; Robert Parsons, 1936-37-38; Claude Retherford, 1947-48-49; Mathias "Mutt" Volz, 1923-24-25; George Wahlquist, 1933-35-36; Coach Harry Good, 1947-54.

**1990 (3)**---Herschell Turner, 1958-59-60; Milton "Bus" Whitehead, 1948-49-50; Coach Joe Cipriano, 1964-80.

**1991 (3)** -- Leroy Chalk, 1969-70-71; Jerry Fort, 1973-74-75-76; Coach Jerry Bush, 1955-63.

**1992 (4)** -- Sid Held, 1940-41-42; Rex Ekwall, 1955-56-57; Marvin Stewart, 1969-70-71; Coach W.H. Browne, 1933-40.

**1993 (4)** -- Bob Pierce, 1949-50-51; Bill Johnson, 1952-53-54-55; Grant Simmons, 1964-65-66; Jack Moore, 1979-80-81-82.

**1994 (4)**---Bob Cerv, 1947-48-49-50; Tom Russell, 1961-62; Nate Branch, 1965-66-67; Andre Smith, 1978-79-80-81.

**1995 (4)**--Carl Olson, 1928-29; Don Fitz, 1939-40-41; Al Maxey, 1959-60; Tom Baack, 1966-67-68.

**1996 (7)**--Walter Henrion, 1932-33; Gary Reimers 1956-58; Wilson Fitzpatrick, 1958;



*Stan Cloudy averaged a team-high 16.5 points per outing in NU's run to the 1983 NIT semifinals. Cloudy is one of three 2000 inductees into the Nebraska Basketball Hall of Fame.*

Bob Grattop, 1968-70; Bob Siegel, 1975-78; Dave Hoppen, 1983-86; Coach Moe Iba, 1981-86.

**1997 (3)**--Elmer Dohrmann, 1936-38; Fred Seger, 1952-54; Tom Scantlebury, 1968-70.

**1998 (3)**--Paul Amen, 1936-38; Willard Fagler, 1952-55; Willie Campbell, 1965-67.

**1999 (3)**--Don Smidt, 1956-68; Jim Kubacki, 1956-58; Brian Banks, 1976-79.

**2000 (3)**--Daryl Petsch, 1962-64; Larry Cox, 1973-76; Stan Cloudy, 1983-84.

## Special Merit Award

**1989** -- Ed Childress and Bud Cuca, Lincoln; **1990** -- Paul Schneider, Lincoln; **1991** -- Bob Devaney, Lincoln; **1992** -- Don Bryant, Lincoln; **1993** -- Tony Sharpe, Lincoln; **1994**---George Sullivan, Lincoln; **1995**--Jerry Lott, Lincoln; **1996**---Al Papik, Lincoln; **1997**---Mel Worster and Woody Varner, Lincoln; **1998**--Ed Kaplan, Houston, Texas and Jerry Solomon, Lincoln; **1999**--Lloyd Castner, Omaha and Dick Perry, Lincoln; **2000**--Larry Frederick, Lincoln.



# Husker Basketball Honor Roll

## All-Americans (8)

- 1913---Sam Carrier, Guard
- 1931---Don Maclay, Center
- 1933---Steve Hokuf, Guard
- 1936---George Wahlquist, Guard
- 1937---Robert Parsons, Guard
- 1952---James Buchanan, Guard
- 1978---Carl McPipe, Center
- 1986---Dave Hoppen, Center

## Academic All-Americans (4)

- 1981---Jack Moore, second-team, Guard
- 1984---John Matzke, second-team, Forward
- 1989---Beau Reid, third-team, Forward
- 1991---Beau Reid, third-team, Forward

## Academic All-Conference (29)

- 1966---Grant Simmons, Guard
  - 1972---Chuck Jura, Center
  - 1974---Tom Novak, Guard
  - 1975---Larry Cox, Forward/Center
  - 1976---Larry Cox, Forward/Center
  - 1978---Curt Hedberg, Forward
  - 1979---Curt Hedberg, Forward
  - 1980---Jack Moore, Guard
  - 1981---Jack Moore, Guard
  - 1982---Jack Moore, Guard
  - 1984---John Matzke, Forward
  - 1985---John Matzke, Forward  
Dave Hoppen, Center
  - 1986---John Matzke, Forward  
Brian Carr, Guard
  - 1987---Brian Carr, Guard  
Bill Jackman, Forward
  - 1988---Henry T. Buchanan, Guard
  - 1989---Beau Reid, Forward
  - 1990---Rich King, Center
  - 1991---Beau Reid, Forward
  - 1992---Bruce Chubick, Forward
  - 1993---Bruce Chubick, Forward
  - 1994---Bruce Chubick, Forward
  - 1995---Jason Glock, Guard
  - 1996---Leif Nelson, Center  
Erick Strickland, Guard
  - 1997---Andy Markowski, Forward
  - 1998---Andy Markowski, Forward
  - 1999---Andy Markowski, Forward
- No team selected from 1967 through 1971.*

## All-Conference Huskers (41)

### (First-Team Only)

- Missouri Valley (10)
- 1909---W.W. Walsh, Forward
- 1910---H.O. Perry, Forward
- 1911---J.P. Gibson, Forward  
O.A. Frank, Guard
- 1913---Ross Haskell, Forward  
Sam Carrier, Guard
- 1919---Carl Jackson, Forward
- 1925---Orr Goodson, Center  
Mathias "Mutt" Volz, Guard
- 1927---Clark Smaha, Forward
- Big Six (8)
- 1930---Don Maclay, Center
- 1931---Steve Hokuf, Guard

- 1933---Steve Hokuf, Guard
- 1936---George Wahlquist, Forward
- 1937---Robert Parsons, Guard
- 1938---Robert Parsons, Guard
- 1941---Sid Held, Guard  
Don Fitz, Guard

### Big Seven (4)

- 1949---Claude Retherford, Guard  
Milton "Bus" Whitehead, Forward
- 1950---Milton "Bus" Whitehead, Forward
- 1952---James Buchanan, Guard

### Big Eight (18)

- 1960---Herschell Turner, Guard
- 1966---Grant Simmons, Guard
- 1967---Stuart Lantz, Guard
- 1968---Stuart Lantz, Guard
- 1971---Marvin Stewart, Guard
- 1972---Chuck Jura, Center
- 1974---Jerry Fort, Guard
- 1975---Jerry Fort, Guard
- 1976---Jerry Fort, Guard
- 1978---Brian Banks, Guard
- 1980---Andre Smith, Center
- 1981---Andre Smith, Center
- 1982---Jack Moore, Guard
- 1984---Dave Hoppen, Center
- 1985---Dave Hoppen, Center
- 1986---Dave Hoppen, Center
- 1993---Eric Piatkowski, Guard
- 1994---Eric Piatkowski, Guard

### Big 12 (1)

- 1998---Tyronn Lue, Guard
- 1999---Venson Hamilton, Center

## Big Eight Coach-of-the-Year (6)

- 1966---Joe Cipriano (AP)
- 1978---Joe Cipriano (UPI)
- 1980---Moe Iba (AP/UPI)  
Joe Cipriano (UPI)
- 1981---Moe Iba (UPI)
- 1991---Danny Nee (AP/UPI)

## Big Eight Player-of-the-Year

- 1981---Andre Smith (AP/UPI)
- 1999---Venson Hamilton (AP/Coaches)

## Big Eight Freshman-of-the-Year

- 1993---Erick Strickland (AP/Big 8 Coaches)

## World University Games (2)

- 1985---Dave Hoppen, Center (Silver)
- 1993---Eric Piatkowski, Guard (Gold)

## World Championship (1)

- 1954---Bill Johnson, Forward (Gold)

## USA 22 & Under World Championship Team (1)

- 1997---Tyronn Lue, Guard (Fifth)

## U.S. Olympic Festival (3)

- 1983---Dave Hoppen, Center (Bronze)  
Moe Iba, Coach, North (Bronze)
  - 1991---Eric Piatkowski, Guard (Gold)
- Note: Piatkowski was named to 1991 U.S. Olympic Festival All-Tournament Team.

## NABC All-Star Game (3)

- 1972---Chuck Jura, Center
- 1991---Rich King, Center
- 1994---Eric Piatkowski, Guard

## Postgraduate Scholars (4)

- NCAA (4)
- 1972---Al Nissen
- 1986---John Matzke
- 1987---Bill Jackman
- 1991---Beau Reid

### Big Eight (1)

- 1976---Kent Reckeway

## Huskers in The NBA Draft

The first NBA draft of collegiate players was held following the 1947-48 season, however, the league did not begin to keep records of team-by-team draft lists until 1952. Here is a list of Cornhusker players drafted by the NBA since 1949, with the round, if known, in ().

- 1949---Claude Retherford, St. Louis Bombers
- 1950---Bus Whitehead, Chicago Stag
- 1951---Bob Pierce, Indianapolis Olympians
- 1952---Jim Buchanan, Celtics
- 1954---Bill Johnson, Celtics
- 1960---Herschell Turner, Nationals (6th)
- 1966---Grant Simmons, Bullets
- 1967---Willie Campbell, SuperSonics (15th)
- 1968---Stuart Lantz, Rockets (3rd)  
Tom Baack, Detroit Pistons (10th)
- 1970---Jim Brooks, Rockets (12th)
- 1971---Marvin Stewart, 76ers (2nd)  
Leroy Chalk, Celtics (13th)
- 1972---Chuck Jura, Bulls (3rd)
- 1974---Brendy Lee, Hawks (10th)
- 1976---Jerry Fort, Celtics (3rd)
- 1979---Carl McPipe, 76ers (5th)
- 1981---Andre Smith, Cavaliers (7th)
- 1982---Jack Moore, K.C. Kings (9th)
- 1986---Dave Hoppen, Hawks (3rd)
- 1991---Rich King, SuperSonics (1st/14th pick)
- 1994---Eric Piatkowski, Pacers (1st/15th pick)
- 1998---Tyronn Lue, Nuggets (1st/23rd pick)
- 1999---Venson Hamilton, Rockets (2nd/50th pick)

Note: Nate Branch was drafted by the American Basketball Association's Oakland franchise in 1967; Stuart Lantz was drafted by Oakland in 1968; Marvin Stewart was drafted by the New York Nets in 1971; and Chuck Jura was selected by the Utah Stars in 1972.

# Nebraska Basketball From A to Z ...

## A

**Academic All-Conference-NU** has had 30 first-team picks. The Huskers trailed only Kansas in all-time first-team Academic All-Big Eight selections.

**Academic All-Americans-**The Huskers have produced four. All-Americans-Nebraska has had eight.

**Ameritas-**Title sponsor for the Huskers' 13th Annual four-team tournament, Dec. 3-4, that features Columbia, Monmouth and Western Carolina.

**Armory-**Home of Husker basketball until the NU Coliseum opened its doors in the mid-1920s.

**Attendance-**Nebraska has averaged more than 10,000 fans in 17 of its 23 seasons in the Devaney Sports Center.

## B

**Baack, Tom-**Ranks 11th on school's all-time scoring list with 1,299 points and later served as an assistant coach under Moe Iba.

**Belcher, Cookie-**Entering his senior season, Belcher holds Nebraska single game, season and career steals records. He is also in line to break NU's career record for games played and started.

**Big 12-**One of the nation's toughest basketball conferences comprised of Nebraska, Kansas, Kansas State, Iowa State, Oklahoma, Oklahoma State, Missouri, Colorado, Baylor, Texas, Texas A&M and Texas Tech. Formed in 1994, Nebraska is in its fourth season of Big 12 play.

**Big Eight-**Nebraska's conference from 1960 until 1996.

**Boone, Jaron-**Husker swingman from 1993-96 who ranks in the top five in nine career stat categories. Boone is sixth in scoring (1,609), second in assists (446), tied for second in games played (127) and second in career starts (102).

**Branch, Nate-**Went on to fame with the Harlem Globetrotters.

**Browne, William-**Guided Huskers to 1937 Big Six title.

**Bush, Jerry-**Known as the "Big Bear of the Coliseum," this popular Husker coach guided NU from 1955-63, and directed two of the greatest upsets ever--a 43-41 victory over top-ranked Kansas and

Wilt Chamberlain and a 55-48 victory over No. 4 Kansas State and Olympian Bob Boozer during the 1957-58 campaign.

## C

**Carr, Brian-**Nebraska's all-time assist leader, with 682 from 1984-87.

**Carrier, Sam-**First Husker cager to earn All-America honors (1913).

**Chalk, Leroy-**NU's all-time leading rebounder with 782 caroms.

**Cipriano, Joe-**Winningest coach in school history with all-time mark of 253-197 from 1964 through 1980.

**Coliseum-**Home of Nebraska basketball from 1926-27 season through 1975-76 campaign.

## D

**Day, Bernard-**Ranks as highest scoring junior college transfer in school history with 802 points from 1985-87.

**Devaney, Bob-**Longtime Nebraska football coach and athletic director who passed away in May of 1997. Nebraska's homecourt, the Bob Devaney Sports Center, which opened its doors for the

1976-77 season, bears his name. The Devaney Center underwent a major facelift for this season with new instant replay screens, a new sound system, new lighting system and a revamped concourse.

**Doane-**Nebraska's first intercollegiate opponent in 1898-99 season.

## E

**Ekwall, Rex-**Standout for NU in mid-1950s whose 10.4 career rebound average still ranks as school record.

**ESPN-**The national cable network which features a Big 12 game on its weekly "Big Monday" package. The Huskers will appear on this year's package in a Feb. 14 home game against Oklahoma.

## F

**First Round Draft Choices-**Nebraska has had three in the 1990s, Rich King (1991), Eric Piatkowski (1994) and Tyrone Lue (1998).

**Fort, Jerry-**First three-time first-team All-Big Eight selection in school history who finished his career with 1,882 points.

**Fox-**Nickname of NU's longtime Sports Information Director, Don Bryant.

## G

**Good, Harry-**Served as NU head coach from 1947 through 1954 and guided Huskers to shares of 1949 and 1950 Big Seven titles. He was enshrined into the Citizens Savings College Basketball Hall of Fame in 1975.

## H

**Hamilton, Venson-**1999 Big 12 Player of the Year and Nebraska's all-time leader in rebounds, blocked shots and games played.

**Hammond Hustlers-**Nickname given to Hammond, Ind., natives Brian Banks and Carl McPipe, who finished their careers with 1,150 and 1,300 points, respectively.

**Hare, Fred-**His follow-up basket at the buzzer with no time left gave Nebraska a 74-73 upset of No. 1 Michigan and Cazzie Russell in Lincoln during the 1964-65 season.

**Hokuf, Steve-**Standout all-around athlete who earned first-team all-conference honors in football, won the Big Six javelin title and earned All-America and all-conference honors in basketball.

**Hoppen, Dave-**NU's all-time leading scorer with 2,167 points who was the second three-time first-team All-Big Eight pick in school history and the first player in school history to have his jersey number (42) retired.

## I

**Iba, Moe-**The son of the late legendary coach Henry P. Iba, Moe posted 106 wins on Husker bench from 1981-86 and guided the school to its first "official" NCAA Tournament berth in 1986.

**International-**The NCAA allows schools to take a foreign trip once every four years, and under Coach Danny Nee, the Huskers have made treks to Australia (1988) and Europe (1992).

## J


**Johnson, Bill-**Grabbed school single-game record 26 rebounds against Iowa State, Jan. 4, 1954.

**Jura, Chuck-**Earned first-team All-Big Eight honors on the court and in the classroom as a senior in 1972.

## K

**Kansas-**The Jayhawks and Cornhuskers first met on the court on March 2, 1900, a game that was the first matching present-day Big 12 opponents.

**King, Rich-**Became first first-round NBA draft pick in school history when the Seattle SuperSonics selected him with the 14th selection of the 1991 draft.



*Jaron Boone played on four postseason tournament teams at Nebraska, including NCAA teams in 1993 and 1994.*

Wilt Chamberlain and a 55-48 victory over No. 4 Kansas State and Olympian Bob Boozer during the 1957-58 campaign.

Wilt Chamberlain and a 55-48 victory over No. 4 Kansas State and Olympian Bob Boozer during the 1957-58 campaign.

Wilt Chamberlain and a 55-48 victory over No. 4 Kansas State and Olympian Bob Boozer during the 1957-58 campaign.

Wilt Chamberlain and a 55-48 victory over No. 4 Kansas State and Olympian Bob Boozer during the 1957-58 campaign.

Wilt Chamberlain and a 55-48 victory over No. 4 Kansas State and Olympian Bob Boozer during the 1957-58 campaign.

Wilt Chamberlain and a 55-48 victory over No. 4 Kansas State and Olympian Bob Boozer during the 1957-58 campaign.

Wilt Chamberlain and a 55-48 victory over No. 4 Kansas State and Olympian Bob Boozer during the 1957-58 campaign.

Wilt Chamberlain and a 55-48 victory over No. 4 Kansas State and Olympian Bob Boozer during the 1957-58 campaign.

Wilt Chamberlain and a 55-48 victory over No. 4 Kansas State and Olympian Bob Boozer during the 1957-58 campaign.

Wilt Chamberlain and a 55-48 victory over No. 4 Kansas State and Olympian Bob Boozer during the 1957-58 campaign.

Wilt Chamberlain and a 55-48 victory over No. 4 Kansas State and Olympian Bob Boozer during the 1957-58 campaign.

Wilt Chamberlain and a 55-48 victory over No. 4 Kansas State and Olympian Bob Boozer during the 1957-58 campaign.

Wilt Chamberlain and a 55-48 victory over No. 4 Kansas State and Olympian Bob Boozer during the 1957-58 campaign.

Wilt Chamberlain and a 55-48 victory over No. 4 Kansas State and Olympian Bob Boozer during the 1957-58 campaign.

Wilt Chamberlain and a 55-48 victory over No. 4 Kansas State and Olympian Bob Boozer during the 1957-58 campaign.

Wilt Chamberlain and a 55-48 victory over No. 4 Kansas State and Olympian Bob Boozer during the 1957-58 campaign.

Wilt Chamberlain and a 55-48 victory over No. 4 Kansas State and Olympian Bob Boozer during the 1957-58 campaign.

Wilt Chamberlain and a 55-48 victory over No. 4 Kansas State and Olympian Bob Boozer during the 1957-58 campaign.

Wilt Chamberlain and a 55-48 victory over No. 4 Kansas State and Olympian Bob Boozer during the 1957-58 campaign.

**Kubacki, Jim**-Hit game-winning jumper to beat No. 1 Kansas and Wilt Chamberlain, 43-41, during 1957-58 season.

**L**  
**Lantz, Stuart**-Two-time first-team All-Big Eight pick (1967-68) who went on to eight-year NBA career and had his jersey number (24) retired in 1989.

**Lehmer, Frank**-First basketball coach in school history (1897-99), finished career with 7-3 record.

**Lue, Tyronn**-All-Big 12 pick who ranks seventh in career scoring at Nebraska and was a first-round NBA draft pick.

**M**  
**Maclay, Don**-Earned All-America honors in 1931.

**Moore, Jack**-One of the most popular Cornhuskers ever, he earned the 1982 Naismith Award as the nation's top player under 6-feet. Nebraska's most valuable player award is named in honor of Moore, who was killed in a 1984 plane crash.

**Matzke, John and Stan**-Stan lettered from 1952 through 1955, while his son John was a second-team Academic All-America pick in 1984.

**N**  
**National Basketball Association**-Twenty-four Huskers have been drafted by NBA teams over the years. Three Huskers, Eric Piatkowski, Erick Strickland and Tyronn Lue are active in the league.

**National Invitation Tournament**-NU has made a Big 12-leading 12 appearances in the nation's oldest postseason tournament. NU captured the 1996 tournament title, defeating St. Joseph's in Madison Square Garden.



*Leroy Chalk held the Nebraska career rebounding record for 28 years before Venson Hamilton surpassed his mark during the 1999 season.*

**NCAA Tournament**-The Huskers have earned six bids to the "Big Dance," including five bids in the 1990s.

**O**  
**Overtime**-The Huskers are 47-32 all-time in overtime games, including 14-8 under Coach Danny Nee.

**P**  
**Parsons, Robert**-Two-time first-team All-Big Six performer who earned All-America honors in 1937.

**Phillips66**-Titlesponsor for Big 12 Tournament at Kansas City.

**Polish Rifle**--Nickname of two-time All-Big Eight pick and 1994 Big Eight Tournament MVP Eric Piatkowski, Nebraska's second all-time leading scorer. He is a member of the NBA's Los Angeles Clippers.

**Postseason**-Nebraska has made 18 postseason appearances, including a school-record nine consecutive.

**Q**  
**Quadruple**-Nebraska and UAB played four overtimes on Dec. 22, 1979, (NU 92-84), in the school's longest game ever.

**R**  
**Rankings**-Nebraska posted its highest year-end national rankings ever in 1990-91, No. 9 in UPI and No. 11 in AP.

**Rebounder's Club**-Booster organization for NU basketball.  
**Retherford, Claude**-Leading scorer on NU's 1949 Big Seven championship team and a two-time first-team all-conference selection.

**S**  
**Sauer, George**—The only Husker football All-American to earn a basketball letter, he was an All-America fullback in 1933 and lettered on the hardwood in 1932 and 1933.

**Simmons, Grant**-First-team All-Big Eight pick in 1966 and school's first first-team academic All-Big Eight selection.

**Smith, Andre**-1981 Big Eight Player of the Year, the last conference player of the year before Venson Hamilton in 1999.

**Stewart, Marvin**-The only player in school history to reach the 1,000-point plateau in fewer than 70 career games.

**Stiehm, E.O.**-First full-time basketball coach in school's history (1912-15) and the only man in conference history to win league titles in football (1912, 1913, 1914) and basketball (1912, 1913, 1914) in the same year.

**Strickland, Erick**--A three-year starter for Nebraska who is second on the Huskers' steals list and is sixth in scoring. Strickland is a member of the NBA's Dallas Mavericks.

**T**  
**Three-Pointers**-Nebraska hit a school-record 194 3-pointers during the 1993-94 campaign. Brian Carr hit the first three in school history in a game at Cal-Irvine during the 1986-87 season.

**Titles**-Nebraska has won or shared seven league titles, none though since the 1949-50 campaign, although NU did capture the 1994 Phillips 66 Big Eight Tournament title.

**Turner, Herschell**-First player in NU history to score 1,000 career points.

**U**  
**Upset**-NU has knocked off three No. 1 teams, handing Kansas a 43-41 loss in 1958, Michigan a 74-73 loss in 1964-65 and Missouri a 67-51 loss at Columbia during the 1981-82 campaign. Nebraska nearly added a fourth top-ranked victim in 1996-97, taking Kansas to overtime in Lawrence, before losing 82-77.

**V**  
**van Poelgeest, Richard**-Born in The Netherlands, van Poelgeest was a four-year letterwinner for Coach Danny Nee's team from 1987 through 1990.

**Volz, "Mutt"**-First-team All-Missouri Valley Conference guard in 1925.

**W**  
**Wahlquist, George**-All-America guard on NU's 1936 Big Six championship team.

**Walsh, W.W.**-Was first first-team all-conference performer in school history (1909).

**Whitehead, Bus**-Two-time first-team All-Big Seven pick and the catalyst of the Huskers' 1949 and 1950 league title teams. Recently named as the captain of NU's all-time basketball team.

**X**  
**Xavier**-Ended Nebraska's most-successful basketball season ever by handing the No. 3 seed Huskers an 89-84 loss in the first round of the 1991 NCAA Tournament at Minneapolis, Minn.

**Y**  
**YMCA**-Nebraska's first basketball game was played against a team from the Lincoln YMCA, Feb. 1, 1897.

**Z**  
**Zero**-Number of losing seasons in the Devaney Center.



# Nebraska Basketball Lettermen, 1897-1999

**Note:** Lettermen lists are not available for 1894, 1895, 1897, 1904 and 1906. The year listed is for the year in which the season ended. For example 1918 represents the 1917-18 season.

## A

Adkins, R.F., 1918  
Akromis, Bernard, 1951  
Amberson, A.B., 1910  
Amen, Paul, 1936-37-38  
Anderson, Chuck, 1980  
Anderson, Kenneth, 1947-49  
Anderson, R.D., 1899  
Anderson, R.R., 1900  
Anderson, W.E., 1899-1900  
Andresen, Roy H., 1925-26-27  
Antulov, Bob, 1964  
Artman, Allan, 1942-43-44  
Arwood, Jim, 1956-57-58

## B

Baack, Tom, 1966-67-68  
Babson, (no first name) 1901  
Badgett, Terrance, 1993-94-95-96  
Bailey, Russell, 1919-20-21  
Bailous, Anthony, 1986-87  
Baker, Howard, 1935-36-37  
Banks, Brian, 1976-77-78-79  
Bargen, Jed, 1988-89  
Barger, Gerald, 1932  
Barry, Donald, 1946  
Barth, Phil, 1960  
Beerkle, Wilmer J., 1924-25-26  
Beers, F.R., 1905  
Bekins, Melvin, 1920-21  
Belcher, Cookie, 1997-98-99  
Belka, Robert, 1933  
Bell, Dwight, 1907-08-09  
Bell, Paul, 1905-07-08  
Benedict, M., 1903  
Berwald, Lance, 1980-81  
Best, Tom, 1993-94  
Black, Leo, 1924-25  
Bloss, Dale, 1945  
Boich, Arnold, 1955  
Boone, Jaron, 1993-94-95-96  
Bornschlegl, Larry, 1963  
Boswell, Hubert, 1932-33  
Bottorf, John, 1942-43  
Bowers, Bill, 1960-61-62  
Branch, Nate, 1965-66-67  
Brooks, Jim, 1969  
Brooks, Melvin, 1994-95  
Brothers, Ralph, 1896  
Brown, Burton, 1943  
Brown, Darren, 1986  
Brown, John, 1926-27-28  
Brown, Joseph, 1946-47-48-50  
Bryan, Tom, 1969-71  
Buchanan, Demetrius, 1985  
Buchanan, Henry T., 1987-88  
Buchanan, James, 1950-51-52  
Buckendahl, Ross, 1999  
Buel, Duane, 1954-55-56  
Burbach, Chad, 1997-98  
Burke, A.G., 1896

Burrus, R.M., 1905-07-08  
Buuck, A. Allen, 1960-61

## C

Cahill, John, 1959  
Caldwell, James, 1977  
Campbell, H.W., 1916-17  
Campbell, Willie, 1965-66-67  
Carman, Frank, 1921-22  
Carr, Brian, 1984-85-86-87  
Carrier, S.C., 1911-12-13  
Cassidy, Fred, 1943  
Cauble, Ken, 1968-69-70  
Cebrun, Harold, 1964  
Cech, Henry, 1948-49-50  
Cerv, Bob, 1947-48-49-50  
Chalk, Leroy, 1969-70-71  
Chambers, Phil, 1975  
Chandler, Derrick, 1992-93  
Christline, Cal, 1971-72-73  
Chubick, Bruce, 1991-92-93-94  
Cloudy, Stan, 1983-84  
Coard, Eric, 1975-76-77  
Cochran, Cary, 1999  
Coker, Fred, 1974  
Collins, J.C., 1917  
Collins, Ray, 1979-80-81-82  
Conklin, Leonard, 1931  
Cook, Theresa, 1946  
Coppie, Leland, 1932-33-34  
Cortelyou, S.V., 1899-1900-01-02  
Coufal, Norman, 1955-56  
Cox, Larry, 1974-75-76  
Cox, Rodney, 1947-48-49  
Cozier, Kenneth J., 1923-24  
Cresswell, Chris, 1990-91-92  
Cunningham, Bill, 1979  
Curran, Sammy, 1980

## D

Damm, Jim, 1966-67-68  
Davey, G. Seldon, 1930-31  
Davison, Charles Minot, 1931-32  
Day, Bernard, 1986-87  
Despot, Srebrenko, 1978  
Dewitz, Rufus, 1924  
Dock, Titus, 1984  
Doebele, Dudley, 1956-57  
Dohrmann, Elmer, 1936-37-38  
Dolezal, Eric, 1989  
Downing, Greg, 1980-81-82-83  
Dworak, Thomas, 1944

## E

Ebaugh, Floyd, 1936-37-38  
Eckelman, Eric, 1979  
Ekstrom, Fred, 1924-25-26  
Ekwall, Rex, 1955-56-57  
Eldridge, Bruce, 1918  
Elliott, N.J., 1903  
Elliott, Robert, 1937-38-39  
Elliott, Thomas, 1926-27-28  
Elson, Kenneth, 1942-43  
Empkey, Frank, 1966-67  
Enright, Mark, 1974  
Erwin, Steve, 1973-74-75  
Extrom, LeGrand, 1952

## F

Fagler, Willard, 1952-53-54-55  
Farmer, Tony, 1991  
Ferguson, J.M., 1903  
Fisher, Morris, 1929-30-31  
Fitz, Don, 1939-40-41  
Fitzgibbon, John, 1941-42-43  
Fitzpatrick, Wilson, 1958  
Florence, Larry, 1997-98-99  
Flathow, Paul, 1917  
Flynn, W.H., 1917  
Fort, Jerry, 1973-74-75-76  
Frank, O.A., 1911-12  
Fredstrom, Paul, 1952-53

## G

Galter, Morris, 1944  
Gardner, Charles, 1916  
Gardner, J., 1916  
Garner, Bernard, 1996-97  
Gates, Bob, 1950  
Gerelick, Philip, 1926-27  
Gerhart, H., 1918  
Gibson, J.P., 1911-12  
Gillilan, Charles, 1919  
Gilreath, Ivan, 1981  
Glock, Jason, 1992-94-95-96  
Goetze, Hartmann, 1940-41-42  
Gohde, George, 1928  
Good, Joseph, 1951-52-53  
Goodson, Orr, 1924-25  
Grace, Harvey, 1928-29-30  
Gratopp, Bob, 1968-69-70  
Graves, Allen, 1958  
Gregory, Amos, 1993  
Gregory, Tom, 1971-72  
Gribble, George, 1942  
Grimm, Lloyd, 1937-38-39  
Grupe, Ivan, 1961-62-63  
Gutleben, J.S., 1896

## H

Hagensick, E.H., 1905  
Hagensick, Ed, 1902  
Hahn, Robert, 1945  
Hale, Leland, 1935-36-37  
Hamilton, Venson, 1996-97-98-99  
Hanzlik, M., 1912-14  
Hare, Fred, 1965-66  
Hare, Jerry, 1954  
Harriman, Brant, 1998  
Harris, Lee, 1972  
Harris, Rickey, 1974-75-76-77  
Harry, Robert, 1958-59-60  
Hartley, Harold, 1921  
Haskell, Ross, 1912-13-14  
Hassler, Francis, 1943  
Hawkins, Earl, 1913-14-15  
Hay, John, 1940-41  
Hayes, Carl, 1990-91-92  
Hecox, Fred, 1945-46  
Hedberg, Curt, 1975-77-78-79  
Heinzelman, Robert, 1942-43  
Held, Sidney, 1940-41-42  
Henrion, Walter, 1932-33  
Hester, Wayne, 1958-59-60  
Hewitt, I.P., 1902-03

Hiltner, A.H., 1910-11-12  
Hiltner, W., 1903  
Hinckley, Ryan, 1997  
Hoar, J.W., 1903-05-07  
Hoemann, Vic, 1945  
Hoffman, J.F., 1991-92  
Hokuf, Stephen, 1930-31-33  
Holder, Allen, 1976-77  
Hollins, Kenneth, 1944-45  
Holm, Elmer, 1927-28-29  
Holmes, Joe, 1999  
Hoppen, Dave, 1983-84-85-86  
Howard, Terry, 1957  
Howard, Warren, 1914  
Hubka, Ernest, 1918  
Huge, Jim, 1961-63  
Hugg, Ed, 1914-15-16  
Hughes, Brett, 1982-83  
Hughes, Michael, 1992  
Hussey, John W., 1920  
Hutchinson, W.C., 1910-11  
Hyde, Leslie E., 1913

## I

Ideus, Chad, 1996  
Ingersoll, A.E., 1909-10

## J

Jackman, Bill, 1985-86-87  
Jackson, Carl, 1918-19  
Jackson, Don, 1973  
Jackson, Jack, 1939  
Jackson, Stanley, 1977  
Jackson, W.C., 1917  
Jensen, Clifford, 1930  
Johnette, Michael, 1997-98  
Johnson, Bill, 1987-88  
Johnson, Chad, 1998-99  
Johnson, Eric, 1988-89  
Johnson, Handy, 1982-83  
Johnson, Jamar, 1992-93-94  
Johnson, Lenard, 1982-83  
Johnson, William, 1952-53-54  
Jones, Charles, 1962-63-64  
Jones, W.A., 1910  
Jungmeier, Walter, 1920  
Jungmeier, Wesley, 1920  
Jura, Chuck, 1970-71-72

## K

Kacer, Oldyn, 1919  
King, Lyle, 1940-41-42  
King, Rich, 1988-89-90-91  
Kipper, Paul, 1951  
Kirlin, Albert, 1947  
Klepser, Merritt J., 1923-25-27  
Knutzen, Owen, 1943  
Koca, Todd, 1988-89  
Koehler, J.P., 1901-02  
Koenig, Robert, 1945  
Kohl, Adam, 1922  
Korte, Robert, 1946  
Kortus, Joel, 1963-64-65  
Koster, George, 1931-32  
Kovanda, William, 1937-38-39  
Kowalke, James, 1959-60-61  
Krake, L.S., 1905-07

Krall, Robert, 1928-29  
Kubacki, Jim, 1956-57-58  
Kuhlman, Elza, 1944

**L**

Lantz, Stuart, 1966-67-68  
Lawry, Anton, 1947-48-49-50  
Lawson, Wm. Vinton, 1926  
Leacox, Robert, 1935-36  
Lebsack, Gayle, 1946-47  
Lee, Brendy, 1972-73-74  
Leitner, Roger, 1967-68  
Lenser, Kurt, 1932  
LeRossignol, Curt, 1971-72  
Letts, Madison, 1932  
Lewandowski, A.J., 1928-29-30  
Lively, Kelly, 1989-90-91  
Livingston, Dale, 1946  
Livingston, Leslie, 1940-41-42  
Loder, Dwight, 1934  
Logan, Chris, 1985-86  
Lue, Tyronn, 1996-97-98  
Lundholm, William, 1959  
Lunney, Kenneth, 1932-33-34

**M**

MacFarlane, Dave, 1980  
Maclay, Donald, 1929-30-31  
Malecek, Joseph, 1949-50  
Mann, Kyle, 1998  
Manning, Pete, 1988-89  
Markowski, Andy, 1996-97-98-99  
Marquiss, Warren, 1943  
Marsh, Ricky, 1973-74  
Marshall, Harvey, 1985-86  
Martin, Sam, 1968-69-70  
Martin, Val, 1976  
Martz, Mike, 1984-85-86-87  
Mason, Paul, 1932-33-34  
Matson, C.E., 1896  
Matzke, John, 1982-84-85-86  
Matzke, Stan, 1952-53-54-55  
Mauch, Arthur, 1931-32  
Maxey, Al, 1959-60  
McDonald, Paul, 1977  
McPipe, Carl, 1976-77-78-79  
McVicker, Mark, 1977-78-79-80  
Mercier, Bob, 1951  
Mielenz, Frank, 1926  
Mitchell, Alvin, 1997  
Moller, Cliff, 1969  
Moody, Keith 1990-91  
Moore, Bob, 1978-79  
Moore, Curtis, 1984-85  
Moore, Jack, 1979-80-81-82  
Moore, James, 1984  
Moore, M.S., 1899  
Moore, Mikki, 1994-95-96-97  
Morrell, (no first name), 1912  
Morrison, C.C., 1899  
Morrison, C.E., 1896  
Moser, W.A., 1905-07  
Mosser, Cornelius, 1948  
Mulvaney, Charles, 1946  
Munger, Glen, 1922  
Munn, Glen B., 1929  
Munn, Glenn, 1928  
Munn, Monte, 1920-21  
Munson, Bob, 1971  
Myers, C.B., 1914-15  
Myrthil, Gerard, 1978-79

**N**

Naderer, Mike, 1978-79-80-81  
Nagl, (no first name), 1912  
Nannen, Lyle, 1956-57  
Nannen, Neil, 1962-63-64  
Nelson, Douglas, 1944  
Nelson, H., 1916-17  
Nelson, Lawrence, 1936  
Nelson, Leif, 1996  
Neubert, Keith, 1984-86-87  
Newman, Richard, 1919-20-21  
Newton, B.A., 1903  
Nielson, R., 1901  
Nissen, Al, 1970-71-72  
Novak, Terry, 1975-77-78  
Novak, Tom, 1972-73-74

**O**

Olson, Carl, 1928-29  
Othmer, Kenneth, 1927-28  
Owen, L.R., 1911  
Owens, Dapreis, 1989-90-91-92

**P**

Page, Theodore, 1927  
Parsons, Robert, 1936-37-38  
Parsons, Rollin, 1933-34-35  
Parsons, Ronald, 1957  
Patty, Jesse, 1919-20  
Pearson, Brice, 1965  
Perry, H.O., 1908-09-10  
Peterson, Arthur, 1945  
Peterson, Mike, 1970-71-72  
Petrashek, G.L., 1909-10  
Petsch, Daryl, 1962-63-64  
Phifer, Ryan, 1997-98  
Phillips, Albert, 1918  
Phipps, Hansel, 1931  
Piatkowski, Eric, 1991-92-93-94  
Piatkowski, Troy, 1997-98-99  
Pickett, John, 1919-20  
Pierce, Robert, 1949-50-51  
Pillsbury, M.P., 1899-1902  
Pitcaithley, Harry, 1939-40  
Placek, E.E., 1896  
Ploetz, John, 1978  
Ponce, David, 1983-84  
Poynter, Floyd, 1920  
Puelze, Dennie, 1962-63

**R**

Ramos, Jose, 1991  
Randall, Albert, 1939-40-41  
Raymond, I., 1902  
Reckewey, Kent, 1973-74-75  
Reid, Beau, 1988-89-90-91  
Reimers, Gary, 1956-57-58  
Reiners, Al, 1966  
Rekeweg, Jeff, 1987-88  
Renfro, Claude, 1981-82-83  
Renzelman, Gary, 1953-54-55  
Retherford, Claude, 1947-48-49  
Reynolds, Burch, 1919  
Richardson, Ray, 1989-90  
Riddell, Ted, 1917  
Riddlesbarger, W.P., 1922-23  
Riehl, Tony, 1971-72-73  
Robinson, Magnus, 1946  
Rooney, Patrick, 1944  
Roots, Al, 1960-61

Roy, William, 1955  
Russell, R.C., 1920-22  
Russell, Thomas R., 1961-62  
Rutherford, R.B., 1914-15-16

**S**

Sallee, Chris, 1995-96  
Sandbulte, Gerald, 1952-53  
Sandstedt, James, 1946  
Sauer, George, 1932-33  
Scales, Clifford, 1988-89-90-91  
Scantlebury, Tom, 1968-69-70  
Scarlett, Trent, 1982-83  
Schleiger, Richard, 1947-48-49  
Schmidt, A.C., 1909-10  
Schmidt, .A., 1908-09  
Schneider, Leo, 1946  
Schwindt, Andy, 1997  
Sealer, Joel, 1985-86-87  
Seger, Fred, 1952-53-54  
Shaver, Dan, 1967  
Shellenberg, E., 1918-19-20  
Shields, P., 1915-16  
Shields, Paul, 1947-48  
Shipwright, Richard, 1959  
Shoecraft, Jerry, 1979-80-81-82  
Siegel, Bob, 1974-75-76-77  
Simmons, Grant, 1964-65-66  
Simmons, Ron, 1966-67-68  
Sladovnic, Charles, 1962  
Smaha, Clark, 1925-26-27  
Smith, Don, 1956-57-58  
Smith, Andre, 1978-79-80-81  
Smith, Austin, 1920-21-22  
Smith, Charles L., 1954-55-56  
Smith, H.B., 1899  
Smith, Richard, 1988  
Smith, Ronnie, 1984-85  
Smith, Terry, 1982-83  
Smith, Todd, 1999  
Snyder, James, 1951  
Sorensen, Harry, 1934-35-37  
Spear, John, 1922  
Spear, Wallace, 1918-19  
Spears, Jerry, 1964-65  
Sprague, Leon, 1926  
Srb, Richard, 1947-48-49  
Stange, Drew, 1981-82  
Stebbins, (no first name), 1900  
Steinbrook, Lee, 1995  
Stewart, Marvin, 1969-70-71  
Stipsky, Ed, 1931  
Stone, Charles, 1967  
Story, C.M., 1899  
Strahan, James, 1945  
Strickland, Erick, 1993-94-95-96  
Stromer, Byron, 1918  
Stryker, Herbert, 1912-13  
Surles, Chester, 1995-96  
Svehla, Matt, 1988-89  
Swank, George, 1959  
Swett, Rex, 1960-61-62

**T**

Tallman, Frank, 1938-39-40  
Tangeman, Robert, 1944  
Taylor, Ron, 1974-75  
Theisen, Ralph, 1916  
Therien, Robert, 1939-40  
Thom, Jim, 1956

Thomas, (no first name), 1901  
Thomas, Dwight P., 1918  
Thomas, Grant, 1938-39  
Thompson, John, 1941-42-43  
Tipton, Milo, 1923-24-25  
Tipton, Paul, 1922  
Torrens, Lee, 1969-70  
Truscott, Louis, 1999  
Turner, Herschell, 1958-59-60

**U**

Underwood, Clinton, 1912-13  
Usher, Willard O., 1923-24-25

**V**

Vacanti, Charles, 1940  
Van Poelgeest, Richard, 1987-88-89-90  
Vance, Deak, 1986  
Vick, Derrick, 1987-88  
Vincent, William, 1962-63  
Volz, Mathias G., 1923-24-25  
Von Seggern, Dale, 1968-69-70

**W**

Wagner, Robert, 1967-68  
Wahlquist, George, 1933-35-36  
Wald, Tom, 1995-96  
Walin, Elmer, 1961  
Walker, G.E., 1899  
Wall, Jan, 1960-61  
Walsh, Larry, 1950  
Walsh, W.W., 1907-08-09  
Walton, Kenny, 1981-82-83  
Ward, Harrison, 1951  
Warfield, G.A., 1896  
Warren, (no first name), 1901  
Warren, Glen, 1921-22-23  
Waterman, R.L., 1900  
Watters, F.E., 1911  
Watts, Randy, 1971-72  
Webb, Coley, 1964-65-66  
Weber, Don, 1952-53-54  
Wells, William, 1954-57  
Werner, Alton, 1937-38-39  
Wertz, L.E., 1917  
West, Tim, 1980  
Whitaker, Henry, 1934-35-36  
White, Anthony, 1984-85  
Whitehead, Milton, 1948-49-50  
Widman, Harvey, 1934-35-36  
Williams, Eric, 1980-81-83-84  
Williams, Rodney, 1998  
Willis, Stephen, 1975-76  
Wilnes, Norman, 1950-51  
Wischmeier, B. Scott, 1932  
Witte, Willard, 1928-29-30  
Wood, Wilbur S., 1908-09-10  
Woolridge, Andre, 1993  
Wortmann, Craig, 1999  
Wright, Earl, 1963-64  
Wyant, Harlan, 1924

**Y**

Yaffee, Irvin, 1939-40  
Yates, James, 1961-64  
Young, Max, 1941-42-43

# Season By Season Summary of Husker Hoops

Year	All Games		Conference		Coach	Conference Finish	Highlights, Notes
	W	L	W	L			
1896-97	2	0	0	0	Frank Lehmer	None	both games seven-on-seven
1897-98	1	3	0	0	Frank Lehmer	None	all games against YMCA teams
1898-99	4	0	0	0	Frank Lehmer	None	Neb. Wesleyan first collegiate foe
1899-1900	5	0	0	0	T.P. Hewitt	None	first meeting with Kansas
1900-01	3	3	0	0	E. Berry	None	win streak reaches 13 games
1901-02	5	3	0	0	Fred Morrell	None	
1902-03	7	5	0	0	Walter Hiltner	None	
1903-04	9	5	0	0	R.G. Clapp	None	Wisconsin is first Big Ten foe
1904-05	11	5	0	0	R.G. Clapp	None	
1905-06	12	2	0	0	R.G. Clapp	None	then-school record 12 wins
1906-07	10	6	0	0	R.G. Clapp	None	NU record 74-point win vs. Crete
1907-08	9	10	4	2	R.G. Clapp	2nd, Missouri Valley	first losing season in 10 years
1908-09	8	15	5	5	R.G. Clapp	2nd, Missouri Valley	W.W. Walsh, first-team MVC
1909-10	6	10	6	2	T.J. Hewitt	2nd, Missouri Valley	E.O. Perry, first-team MVC
1910-11	9	9	6	6	O.F. Field	2nd, Missouri Valley	J.P. Gibson, A.O. Frank, all-MVC
1911-12	14	1	8	0	"Jumbo" Stiehm	1st, Missouri Valley	NU won season's final nine games
1912-13	17	2	10	0	"Jumbo" Stiehm	1st, Missouri Valley	Sam Carrier, Ross Haskell, all-MVC; Carrier, All-American
1913-14	15	3	7	0	"Jumbo" Stiehm	1st, Missouri Valley	third straight undefeated MVC record
1914-15	10	8	8	4	"Jumbo" Stiehm	2nd, Missouri Valley	lost first league game in four years
1915-16	13	1	12	0	Sam Waugh	1st, Missouri Valley	perfect 12-0 in Missouri Valley
1916-17	12	10	4	8	Dr. E.J. Stewart	5th, Missouri Valley	
1917-18	7	7	4	5	Dr. E.J. Stewart	5th, Missouri Valley	
1918-19	10	6	10	6	Dr. E.J. Stewart	3rd, Missouri Valley	Carl Johnson, all-MVC pick
1919-20	22	2	0	0	Paul Schlisser	None	then-NU record 22 wins stood for 71 seasons, no conference affiliation
1920-21	15	3	9	1	Paul Schlisser	2nd, Missouri Valley	
1921-22	8	9	8	8	Owen A. Frank	tie 4th, Missouri Valley	
1922-23	6	12	5	11	Owen A. Frank	6th, Missouri Valley	
1923-24	11	7	10	6	W.E. Kline	3rd, Missouri Valley	
1924-25	12	5	11	5	W.E. Kline	2nd, Missouri Valley	Orr Goodson, Mutt Volz, all-MVC
1925-26	8	10	7	7	Ernest Bearg	5th, Missouri Valley	first season in NU Coliseum
1926-27	12	6	7	5	Charles T. Black	4th, Missouri Valley	Clark Smatha, all-MVC pick
1927-28	7	11	7	11	Charles T. Black	tie 7th, Missouri Valley	all games against league opponents
1928-29	11	5	5	5	Charles T. Black	3rd, Big Six	first season of play in Big Six
1929-30	9	9	6	4	Charles T. Black	3rd, Big Six	Don Maclay, first-team All-Big Six
1930-31	9	9	6	4	Charles T. Black	3rd, Big Six	Don Maclay, All-American
1931-32	3	17	2	8	Charles T. Black	6th, Big Six	Steve Hokuf, first-team All-Big Six
1932-33	3	13	2	8	William H. Browne	tie 5th, Big Six	Hokuf, All-Big Six, All-American
1933-34	9	11	5	5	William H. Browne	4th, Big Six	
1934-35	6	12	3	7	William H. Browne	5th, Big Six	
1935-36	13	8	7	3	William H. Browne	2nd, Big Six	George Wahlquist, All-Big Six, All-American
1936-37	13	7	8	2	William H. Browne	tie 1st, Big Six	shared Big Six title, Robert Parsons All-Big Six, All-American
1937-38	9	11	4	6	William H. Browne	tie 3rd, Big Six	Parsons, All-Big Six
1938-39	7	13	3	7	William H. Browne	5th, Big Six	
1939-40	6	12	2	8	William H. Browne	tie 4th, Big Six	
1940-41	8	10	6	4	A.J. Lewandowski	3rd, Big Six	Sid Held, Don Fritz, All-Big Six
1941-42	6	13	4	6	A.J. Lewandowski	4th, Big Six	
1942-43	6	10	5	5	A.J. Lewandowski	tie 3rd, Big Six	
1943-44	2	13	1	9	A.J. Lewandowski	tie 5th, Big Six	fewest wins in 46 seasons
1944-45	2	17	1	9	A.J. Lewandowski	6th, Big Six	
1945-46	7	13	3	7	L.F. Klein	tie 4th, Big Six	
1946-47	10	14	3	7	Harry Good	tie 5th, Big Six	first year of league Holiday tourney
1947-48	11	13	5	7	Harry Good	5th, Big Seven	first year of Big Seven
1948-49	16	10	9	3	Harry Good	tie 1st, Big Seven	first winning season in 12 years
1949-50	16	7	8	4	Harry Good	tie 1st, Big Seven	NU lost in NCAA District game
1950-51	9	14	4	8	Harry Good	5th, Big Seven	Claude Retherford, Big Seven MVP
1951-52	7	17	3	9	Harry Good	7th, Big Seven	Bus Whitehead, All-Big Seven
1952-53	9	11	4	8	Harry Good	6th, Big Seven	tied for second-straight league title
1953-54	8	13	5	7	Harry Good	tie 4th, Big Seven	Whitehead, All-Big Seven
1954-55	9	12	6	6	Jerry Bush	tie 3rd, Big Seven	
1955-56	7	16	3	9	Jerry Bush	6th, Big Seven	defeated Wooden-coached UCLA



Year	All Games		Conference		Coach	Conference Finish	Highlights, Notes
	W	L	W	L			
1956-57	11	12	5	7	Jerry Bush	tie 4th, Big Seven	
1957-58	10	13	5	7	Jerry Bush	tie 4th, Big Seven	NU defeated two No. 4 teams first season of Big Eight
1958-59	12	13	5	9	Jerry Bush	tie 5th, Big Eight	Herschell Turner, All-Big Eight
1959-60	7	17	4	10	Jerry Bush	tie 7th, Big Eight	Turner, All-Big Eight, NU's first 1,000-point scorer
1960-61	10	14	4	10	Jerry Bush	6th, Big Eight	
1961-62	9	16	5	9	Jerry Bush	tie 5th, Big Eight	
1962-63	6	19	1	13	Jerry Bush	8th, Big Eight	School-record 19 losses
1963-64	7	18	5	9	Joe Cipriano	tie 6th, Big Eight	Joe Cipriano's first season
1964-65	10	15	5	9	Joe Cipriano	tie 6th, Big Eight	beat No. 1 Michigan in Lincoln
1965-66	20	5	12	2	Joe Cipriano	2nd, Big Eight	first winning season in 15 years, school's second 20-win campaign
1966-67	16	9	10	4	Joe Cipriano	tie 2nd, Big Eight	finished season ranked 11th (UPI)
1967-68	15	10	8	6	Joe Cipriano	tie 3rd, Big Eight	Grant Simmons, All-Big Eight
1968-69	12	14	5	9	Joe Cipriano	tie 6th, Big Eight	first-ever NIT Tournament bid,
1969-70	16	9	7	7	Joe Cipriano	tie 3rd, Big Eight	Stuart Lantz, All-Big Eight
1970-71	18	8	8	6	Joe Cipriano	4th, Big Eight	Lantz, All-Big Eight pick
1971-72	14	12	7	7	Joe Cipriano	4th, Big Eight	NU won Big Eight Holiday title
1972-73	9	17	4	10	Joe Cipriano	tie 6th, Big Eight	
1973-74	14	12	7	7	Joe Cipriano	4th, Big Eight	
1974-75	14	12	7	7	Joe Cipriano	4th, Big Eight	
1975-76	19	8	10	4	Joe Cipriano	3rd, Big Eight	Jerry Fort, All-Big Eight
1976-77	15	14	7	7	Joe Cipriano	5th, Big Eight	Fort, All-Big Eight, school-record 40 points against Missouri
1977-78	22	8	9	5	Joe Cipriano	2nd, Big Eight	Fort, All-Big Eight, finished with then-school-record 1,882 points, last season in NU Coliseum
1978-79	14	13	7	7	Joe Cipriano	5th, Big Eight	first season in Devaney Center
1979-80	18	13	8	6	J. Cipriano/Moe Iba	tie 2nd, Big Eight	first NU-Creighton meeting in 45 seasons
1980-81	15	12	9	5	Moe Iba	tie 2nd, Big Eight	NU makes 2nd NIT appearance
1981-82	16	12	7	7	Moe Iba	tie 4th, Big Eight	Brian Banks, All-Big Eight
1982-83	22	10	9	5	Moe Iba	tie 3rd, Big Eight	
1983-84	18	12	7	7	Moe Iba	3rd, Big Eight	Iba, Big Eight Coach-of-the-Year
1984-85	16	14	5	9	Moe Iba	tie 5th, Big Eight	Andre Smith, All-Big Eight
1985-86	19	11	8	6	Moe Iba	3rd, Big Eight	Iba, Big Eight Coach-of-the-Year
1986-87	21	12	7	7	Danny Nee	5th, Big Eight	Smith, Big Eight Player-of-the-Year
1987-88	13	18	4	10	Danny Nee	7th, Big Eight	Jack Moore, All-Big Eight
1988-89	17	16	4	10	Danny Nee	7th, Big Eight	NU defeated No. 1 Missouri
1989-90	10	18	3	11	Danny Nee	7th, Big Eight	NU reached NIT semifinals
1990-91	26	8	9	5	Danny Nee	3rd, Big Eight	Second-straight NIT bid,
1991-92	19	10	7	7	Danny Nee	5th, Big Eight	Dave Hoppen, All-Big Eight
1992-93	20	11	8	6	Danny Nee	tie 2nd, Big Eight	Hoppen, All-Big Eight, set six school records
1993-94	20	10	7	7	Danny Nee	4th, Big Eight	NU's first-ever NCAA berth, Hoppen, All-Big Eight, finished as NU's all-time leading scorer
1994-95	18	14	4	10	Danny Nee	7th, Big Eight	third place in NIT
1995-96	21	14	4	10	Danny Nee	7th, Big Eight	first losing season in 15 years
1996-97	18	15	7	9	Danny Nee	7th, Big 12	second NIT bid in three years
1997-98	20	12	10	6	Danny Nee	4th, Big 12	
1998-99	20	13	10	6	Danny Nee	tie 5th, Big 12	School-record 26 wins, finished with highest-ever ranking at No. 9, NU-record tying 14 straight wins
Totals	1,198	1,052	555	587	---	---	Second-straight NCAA bid

# 103 Years of Nebraska Basketball

## 1896-97 Won 2, Lost 0

Home: 2-0 Away: 0-0

Coach: Frank Lehmer

Result/Site--Date, NU Rank/Opponent (Opp. Rank)

W/H	2/2	Lincoln YMCA	NU	Opp.
W/H	2/23	Lincoln YMCA	11	8
W/H	2/23	Lincoln YMCA	23	14

**Season Notes:** Six years after Dr. James Naismith invented the game, NU fielded its first team...Coach Frank Lehmer guided first team...both games were played seven-on-seven.

## 1897-98 Won 1, Lost 3

Home: 0-3 Away: 1-0

Coach: Frank Lehmer

L/H	1/8	Lincoln YMCA	NU	Opp.
L/H	1/15	Omaha YMCA	9	15
L/H	2/1	Lincoln YMCA	12	16
L/H	2/1	Lincoln YMCA	13	20
W/A	2/22	Omaha YMCA	10	9

**Season Note:** After three-straight losses to open season, Nebraska ended second season of intercollegiate basketball with 10-9 win over Omaha YMCA.

## 1898-99 Won 4, Lost 0

Home: 3-0 Away: 1-0

Coach: Frank Lehmer

W/H	12/13	Nebraska Wesleyan	NU	Opp.
W/H	1/17	Doane	37	5
W/H	1/20	Omaha YMCA	52	7
W/H	1/20	Omaha YMCA	21	14
W/A	2/2	Nebraska Wesleyan	57	3

**Season Notes:** Second undefeated season in school history...final season for NU's first coach, Frank Lehmer...after seven games in first two-plus seasons of intercollegiate basketball against Lincoln and Omaha YMCA teams, Huskers faced first collegiate opponent in Nebraska Wesleyan.

## 1899-1900 Won 5, Lost 0

Home: 5-0 Away: 0-0

Coach: T.P. Hewitt

W/H		Nebraska Wesleyan	NU	Opp.
W/H		Lincoln YMCA	42	9
W/H		Doane	39	7
W/H		Doane	57	3
W/H		Omaha YMCA	26	14
W/H	3/2	Kansas	48	8

**Season Notes:** Third and final undefeated season in school history...Kansas game at Lincoln was first-ever between present-day Big Eight Conference schools and ranks as worst loss ever for Jayhawks...W.E. Anderson had school's first 30-point game with 34 vs. KU...Coach T.P. Hewitt's only season.

## 1900-01 Won 3, Lost 3

Home: 2-1 Away: 1-2

Coach: E. Berry

(Dates unavailable)

W/A		Omaha YMCA	NU	Opp.
W/H		Lincoln YMCA	13	11
W/H		Omaha YMCA	10	8
W/H		Omaha YMCA	20	12
L/H		Omaha YMCA	20	28
L/A		Fond du Lac	20	32
L/A		Stevens Point A.C.	13	38

**Season Notes:** Huskers opened season with three-straight wins to run win streak to 13 straight, but then dropped final three games to finish .500...third consecutive .500 or better record...only season for Coach E. Berry.

## 1901-02 Won 5, Lost 3

Home: 3-0 Away: 2-3

Coach: Fred Morrell

W/H	1/18	Nebraska Wesleyan	NU	Opp.
W/H	2/1	Lincoln YMCA	63	14
L/A	2/15	Minnesota	32	30
W/A	2/17	Sioux City YMCA	9	52
L/A	2/28	Haskell	42	24
W/A	3/1	Kansas	29	79
L/A	3/3	Topeka YMCA	35	29
W/H	3/22	Topeka YMCA	36	52
W/H	3/22	Topeka YMCA	27	13

**Season Notes:** First and only season for Coach Fred Morrell...fourth straight .500 or better season.



Nebraska's first basketball team posted a 2-0 record in 1896-97.

## 1902-03 Won 7, Lost 5

Home: 3-1 Away: 4-4

Coach: Walter Hiltner

W/H	12/18	Lincoln YMCA	NU	Opp.
L/A	1/17	Haskell	25	18
L/H	1/24	Lincoln YMCA	18	25
W/H	1/31	Kansas	24	35
W/A	2/3	Denver YMCA	23	18
W/A	2/4	Colorado College	44	29
W/A	2/5	Colorado	39	11
W/A	2/6	Greeley High	28	12
L/A	2/7	Cheyenne Business	25	15
W/H	2/20	Lincoln YMCA	28	42
L/A	3/6	Minnesota Ag.	33	20
L/A	3/7	Minnesota	4	13
L/A	3/7	Minnesota	14	41

**Season Notes:** In only season under Coach W. Hiltner, Nebraska posted 7-5 record...fifth straight .500-plus campaign.

## 1903-04 Won 9, Lost 5

(Sites and dates unavailable)

Coach: R.G. Clapp

W		Nebraska Wesleyan	NU	Opp.
L		Highland Park	47	10
W		Lincoln High	NA	NA
L		Nebraska Wesleyan	49	26
L		Lincoln YMCA	31	32
W		Lincoln YMCA	NA	NA
W		Lincoln YMCA	NA	NA
W		Nebraska Wesleyan	31	12
W		Nebraska Wesleyan	25	9
W		Omaha Christian	35	26
L		Sioux City YMCA	14	49
W		Morningside	57	27
L		Minnesota	21	42
W		Minneapolis YMCA	15	10
W/H		Wisconsin	25	22

**Season Notes:** In first season under Coach R.G. Clapp, Nebraska won school-record nine games...Wisconsin was first Big Tens school to play Huskers at Lincoln.

## 1904-05 Won 11, Lost 5

(Sites and dates unavailable)

Coach: R.G. Clapp

W		Nebraska Wesleyan	NU	Opp.
L		Highland Park	32	31
W		Nebraska Wesleyan	34	39
W		Omaha YMCA	57	23
W		Fort Dodge	24	21
W		Fort Dodge	53	27
W		Shattuck	44	22
W		Minnesota	22	21
W		Minnesota	28	25

L		Omaha YMCA	29	30
W		Baker	49	19
W		Port Washington	47	36
L		Ripon	28	32
W		Menasha	37	19
W		Lawrence	37	24
L		Lewis	32	61
L		Chicago Central	22	59

**Season Note:** Huskers won then-school-record 11 games.

## 1905-06 Won 12, Lost 2

Home: 4-1 Away: 8-1

Coach: R.G. Clapp

W/H	1/13	Kansas City A.C.	NU	Opp.
W/H	1/29	Kansas City YMCA	33	22
W/H	2/3	Baker	25	24
L/H	2/12	Kansas	34	23
W/A	2/19	Kansas State	17	37
W/A	2/20	Fort Riley	50	14
W/A	2/21	Baker	43	13
W/A	2/22	Independence	33	27
L/A	2/23	Kansas City A.C.	41	16
W/A	2/25	Kansas City A.C.	21	49
W/A	3/15	Brown "B"	26	25
W/H	3/15	Brown "B"	57	12
W/A	3/20	Bellevue	39	27
W/A	3/21	Fort Dodge	33	23
W/A	3/22	Shattuck	59	23

**Season Note:** Won then-school-record 12 games (against two losses).

## 1906-07 Won 10, Lost 6

Home: 5-0 Away: 5-6

Coach: R.G. Clapp

W/A	1/4	Crete	NU	Opp.
W/A	1/11	Nebraska Wesleyan	82	8
W/H	1/26	Central City	38	26
W/H	1/28	Iowa	40	9
W/H	2/9	Kansas	25	17
W/A	2/14	Fort Dodge	32	19
L/A	2/15	Minnesota	34	22
L/A	2/16	Minnesota	19	20
W/A	2/18	Hudson	18	20
W/A	2/19	Marshfield (Co. A)	26	25
L/A	2/20	Portage (Co. F)	33	16
L/A	2/21	Wisconsin	23	27
L/A	2/22	Iowa	31	35
L/A	2/23	Grinnell	29	32
W/H	3/1	Denver	21	27
W/H	3/25	Nebraska Wesleyan	40	13
W/H	3/25	Nebraska Wesleyan	59	11

**Season Notes:** Nebraska posted ninth straight .500 or better record, third consecutive under Coach R.G. Clapp...74-point margin of victory over Crete (82-8) largest in school history.

**1907-08 Won 9, Lost 10**

(4-2 in Missouri Valley, 2nd)  
 Home: 3-3 (2-2) Away: 6-7 (2-0)  
 Coach: R.G. Clapp

	NU	Opp.
W/A 12/18 Nebraska Wesleyan	33	19
L/H 1/11 Muscatine	21	39
W/A 1/15 Kansas State	36	18
W/A 1/16 Washburn	26	25
W/A 1/17 Kansas	20	17
W/A 1/18 Kansas	23	21
W/H 1/23 Highland Park	51	23
W/H 1/31 Missouri	41	30
W/H 2/1 Missouri	43	31
L/H 2/21 Kansas	26	28
L/H 2/22 Kansas	25	28
L/A 2/28 Minnesota	12	43
L/A 2/29 Minnesota	10	32
L/A 3/2 Portage	16	39
L/A 3/3 Wisconsin	4	43
W/A 3/4 DePaul	25	18
L/A 3/5 Morrison	19	23
L/A 3/6 Iowa	26	39
L/A 3/7 Grinnell	14	37

**Season Notes:** First season as member of Missouri Valley Conference...Huskers won MVC North Division title with 4-2 record, but because of scheduling difficulties, did not play a game against a team in own division...Husker Wilbur Wood was nation's second black college basketball player at a predominately white institution...Jumbo Stiehm, who would later become NU's football and basketball coach, scored 24 points in Wisconsin's 43-4 victory at Madison...first sub-.500 record in school history.

**1908-09 Won 8, Lost 15**

(5-5 in Missouri Valley, 2nd)  
 Home: 5-5 (4-0) Away: 3-10 (1-5)  
 Coach: R.G. Clapp

	NU	Opp.
W/H 12/12 Cotner	28	24
L/H 12/17 Lincoln YMCA	16	34
W/A 1/7 Kansas State	36	31
L/A 1/8 Kansas	13	48
L/A 1/9 Kansas	17	36
W/H 1/15 Iowa State	42	20
W/H 1/16 Iowa State	40	21
W/H 1/22 Drake	39	30
W/H 1/23 Drake	34	12
L/H 1/30 Kansas	13	18
L/H 2/1 Missouri	24	26
L/A 2/5 Minnesota	17	24
L/A 2/6 Minnesota	21	39
L/A 2/8 Iowa State	16	22
W/A 2/9 Iowa State	31	17
L/A 2/10 Drake	12	34
L/A 2/11 Drake	15	25
L/H 2/19 Minnesota	26	28
L/H 2/20 Minnesota	20	29
L/KC 3/4 Kansas	22	28
L/KC 3/5 Kansas	15	24
W/KC 3/6 Kansas	32	29
L/A 3/8 Nebraska Wesleyan	32	62

**Season Notes:** For second-straight year, Nebraska captured MVC Northern Division title...Kansas took two of three games against Cornhuskers in play-off at Kansas City, Mo., and won conference title...W.W. Walsh earned first-team All-Missouri Valley Conference honors, first NU player ever honored...Coach R.G. Clapp retired after six seasons on Husker bench.

**1909-10 Won 6, Lost 10**

(6-2 in Missouri Valley, 2nd)  
 Home: 4-3 (4-0) Away: 2-7 (2-2)  
 Coach: T.J. Hewiat

	NU	Opp.
L/A 1/6 Kansas State	16	27
L/A 1/7 Kansas	17	32
L/A 1/8 Kansas	16	40
W/H 1/21 Iowa State	24	21
W/H 1/22 Iowa State	29	26
W/H 1/28 Drake	40	14
W/H 1/29 Drake	27	6
W/A 2/8 Drake	20	16
W/A 2/10 Drake	22	13
L/A 2/11 Iowa State	23	34
L/A 2/12 Iowa State	17	18
L/H 2/14 Kansas State	17	28
L/A 2/18 Minnesota	14	33
L/A 2/19 Minnesota	9	27
L/H 2/26 Kansas	20	40
L/H 2/27 Kansas	13	40

**Season Notes:** In only season under Coach T.J. Hewiat, Nebraska finished 6-10...Huskers won MVC North Division title for third straight year, but Kansas had better division record than NU and

was declared conference champion...E.O. Perry was first-team All-Missouri Valley Conference pick.

**1910-11 Won 9, Lost 9**

(6-6 in Missouri Valley, 2nd)  
 Home: 6-3 (4-2) Away: 3-6 (2-4)  
 Coach: O.F. Field

	NU	Opp.
L/H 1/7 Cotner	17	35
W/H 1/14 Nebraska Wesleyan	42	26
W/H 1/20 Iowa State	41	20
L/H 1/21 Iowa State	31	33
W/A 1/26 Morningside	23	19
L/A 1/27 Minnesota	10	25
L/A 1/28 Minnesota	15	40
W/H 2/4 South Dakota	30	25
L/A 2/6 Iowa State	27	31
W/A 2/7 Iowa State	22	19
L/A 2/8 Missouri	26	39
L/A 2/9 Missouri (OT)	36	37
W/A 2/10 Kansas	15	11
L/A 2/11 Kansas	12	37
W/H 2/24 Kansas	38	28
W/H 2/25 Kansas	34	24
W/H 2/26 Missouri	30	23
L/H 2/27 Missouri	20	23

**Season Notes:** Huskers finished second in Missouri Valley Conference race, three games back of Kansas...J.P. Gibson and O.A. Frank earned first-team All-Missouri Valley Conference honors.

**1911-12 Won 14, Lost 1**

(8-0 in Missouri Valley, 1st)  
 Home: 6-0 (4-0) Away: 8-1 (4-0)  
 Coach: E.O. "Jumbo" Stiehm

	NU	Opp.
W/H 1/12 Drake	42	24
W/H 1/13 Drake	35	13
W/A 1/18 Kansas State	26	25
W/A 1/19 Kansas	30	27
W/A 1/20 Kansas	30	26
L/A 1/26 Minnesota	15	40
W/A 1/27 Morningside	62	10
W/H 2/2 Iowa State	33	12
W/H 2/3 Iowa State	40	14
W/A 2/21 Drake	33	15
W/A 2/22 Drake	46	14
W/A 2/23 Iowa State	31	21
W/A 2/24 Iowa State	31	12
W/H 3/1 Kansas	49	21
W/H 3/2 Kansas	29	28

**Season Notes:** Huskers claimed MVC North Division crown with 8-0 record...after 25-point loss at Minnesota in sixth game of season, Nebraska won final nine games...in first season as Husker mentor, Stiehm made history by becoming first coach in conference history to win football and basketball titles in the same academic year...he repeated the feat a year later.

**1912-13 Won 17, Lost 2**

(10-0 in Missouri Valley, 1st)  
 Home: 10-0 (5-0) Away: 7-2 (5-0)  
 Coach: E.O. "Jumbo" Stiehm

	NU	Opp.
W/H 1/11 Cotner	29	18
W/H 1/17 Omaha X	46	13
W/H 1/18 Nebraska Wesleyan	39	26
W/A 1/23 St. Joseph's	25	11
W/A 1/24 Sacred Heart	31	9
L/A 1/25 Minnesota	11	20
W/H 1/31 Drake	32	7
W/H 2/1 Drake	24	15
W/A 2/7 Nebraska Wesleyan	27	20
W/H 2/15 Kansas State	27	16
W/A 2/19 Drake	21	4
W/A 2/20 Drake	25	11
W/A 2/21 Iowa State	29	12
W/A 2/22 Iowa State	16	10
W/H 2/28 Iowa State	28	8
W/H 3/1 Iowa State	24	12
W/H 3/10 Kansas	40	25
W/A 3/11 Kansas	18	16
L/N 3/12 Kansas*	24	30

\*Manhattan, Kan.

**Season Notes:** Huskers won North Division title with 10-0 record, recognized as league champion...dropped playoff game to South Division champ Kansas, 30-24, at Manhattan, Kan....Ross Haskell and Sam Carrier were first-team All-Missouri Valley Conference selections; Carrier also earned All-America honors.

**1913-14 Won 15, Lost 3**

(7-0 in Missouri Valley, 1st)  
 Home: 7-2 (4-0) Away: 8-1 (3-0)  
 Coach: E.O. "Jumbo" Stiehm

	NU	Opp.
W/H 1/10 Omaha X	44	22
W/H 1/17 Cotner	56	11
W/H 1/23 Nebraska Wesleyan	29	20
L/H 1/24 Nebraska Wesleyan	18	24
W/A 2/5 St. Joseph's	48	11
W/A 2/6 Minnesota	21	16
W/A 2/7 Minnesota	14	9
W/A 2/9 Fort Dodge Co.G	38	22
W/H 2/13 Drake	32	20
W/H 2/14 Drake	31	10
W/A 2/17 Omaha Alumni	40	19
L/A 2/18 Simpson	21	22
W/A 2/19 Drake	36	17
W/A 2/20 Iowa State	15	9
W/A 2/21 Iowa State	16	3
W/H 2/27 Iowa State	24	16
W/H 2/28 Iowa State	41	13
L/H 3/5 Wesleyan Auto	19	31

**Season Notes:** Nebraska captured Missouri Valley Conference North Division crown with 7-0 record...squad was known as "Point a Minute" team, because it was so fast it took a movie camera to catch it.



Nebraska's 1911-12 team captured the school's first Missouri Valley Conference title.



1914-15 Won 10, Lost 8

(8-4 in Missouri Valley, 2nd)  
 Home: 3-2 (3-1) Away: 7-6 (5-3)  
 Coach: E.O. "Jumbo" Stiehm

		NU	Opp.
L/A	1/6	Ft. Dodge (Co.G)	18 23
W/A	1/7	Hamline	20 9
L/A	1/8	Minnesota	18 22
L/A	1/9	Minnesota	9 23
W/H	1/15	Iowa State	32 15
W/H	1/16	Iowa State	25 12
W/A	1/20	Kansas State	26 19
W/A	1/21	Kansas State	26 20
L/A	1/22	Kansas	18 43
L/A	1/23	Kansas	23 30
W/A	2/5	Nebraska Wesleyan	13 9
W/A	2/10	Drake	14 5
W/A	2/11	Drake	23 14
W/A	2/12	Iowa State	24 12
L/A	2/13	Iowa State	11 25
L/H	2/19	Drake	19 20
W/H	2/20	Drake	27 11
L/H	3/3	Nebraska Wesleyan	15 39

Season Notes: Huskers finished second in Missouri Valley Conference race, three games back of first-place Kansas...final season for Coach E.O. Stiehm.

1915-16 Won 13, Lost 1

(12-0 in Missouri Valley, 1st)  
 Home: 8-0 (8-0) Away: 5-1 (4-0)  
 Coach: Sam Waugh

		NU	Opp.
W/H	1/14	Kansas	34 33
W/H	1/15	Kansas	40 27
W/H	1/21	Drake	41 12
W/H	1/22	Drake	44 16
W/A	1/30	Burgess-Nash	24 20
W/H	2/4	Iowa State	35 21
W/H	2/5	Iowa State	31 14
W/H	2/11	Kansas State	21 20
W/H	2/12	Kansas State	26 25
L/A	2/18	Nebraska Wesleyan	19 23
W/A	2/23	Drake	34 24
W/A	2/24	Drake	40 15
W/A	2/25	Iowa State	23 14
W/A	2/26	Iowa State	29 17

Season Notes: Huskers won Missouri Valley Conference title with 12-0 record; finished 13-1 in only season under direction of Coach Sam Waugh...lone loss was 23-19 decision to cross-town rival Nebraska Wesleyan.

1916-17 Won 12, Lost 10

(4-8 in Missouri Valley, 5th)  
 (Sites and dates unavailable)  
 Coach: Dr. E.J. Stewart

		NU	Opp.
W		Simpson	20 13
W		Cotner	42 10
L		Grinnell	9 22
W		St. Joseph's	21 11
W		St. Thomas (Minn.)	23 8
W		Hamline	15 8
W		Brandeis (Omaha)	29 11
W		York College	23 14
W		Nebraska Wesleyan	27 14
L/H	2/9	Missouri	16 18
L/H	2/10	Missouri	7 18
L/A		Kansas State	13 45
L/A		Kansas State	10 34
W/A	2/16	Kansas	21 19
L/A	2/17	Kansas	10 30
L/A	2/22	Iowa State	7 19
L/A	2/23	Iowa State	17 24
W		Drake	23 13
W		Drake	26 18
L		Nebraska Wesleyan	15 18
L/H	3/9	Iowa State	22 24
W/H	3/10	Iowa State	24 21

Season Note: First season on sideline for Coach E.J. Stewart.

1917-18 Won 7, Lost 7

(4-5 in Missouri Valley, Fifth)  
 Home: 3-3 (1-1) Away: 4-4 (3-4)  
 Coach: Dr. E. J. Stewart

		NU	Opp.
L/H		Camp Funston	14 43
W/H		Fort Dodge	19 16
L/H		Fort Dodge	14 21
L/A		Washington (Mo.)	17 44
L/A	2/8	Missouri	9 22
L/A	2/9	Missouri	8 16
W/H	2/15	Kansas	24 23

L/H	2/16	Kansas	25 31
W/A		Nebraska Wesleyan	18 10
W/H		Nebraska Wesleyan	24 14
W/A		Drake	32 10
W/A		Drake	21 14
W/A		Kansas State	31 23
L/A		Kansas State	16 26

Season Note: Eighth-straight .500 or better record.

1918-19 Won 10, Lost 6

(10-6 in Missouri Valley, 3rd)  
 Home: 6-3 (6-3) Away: 4-3 (4-3)  
 Coach: Dr. E.J. Stewart

		NU	Opp.
W/A	1/22	Drake	34 13
W/A	1/23	Grinnell	24 14
L/A	1/24	Grinnell	15 16
W/A	1/25	Drake	24 14
L/H	1/30	Drake	15 22
W/H	2/1	Drake	19 9
W/H	2/7	Washington (Mo.)	35 25
W/H	2/8	Washington (Mo.)	28 13
W/H	2/14	Missouri	28 26
W/H	2/15	Missouri	21 14
L/A	3/5	Kansas	17 31
W/A	3/6	Kansas	29 24
L/H	3/8	Kansas State	32 34
L/A	3/9	Kansas State	21 30
W/H	3/12	Grinnell	27 15
L/H	3/13	Grinnell	21 22

Season Notes: NU finished third in Missouri Valley Conference race...Carl Jackson was first-team all-conference pick, first for Huskers in six seasons...final season for Coach E.J. Stewart.

1919-20 Won 22, Lost 2

(No conference affiliation)  
 Home: 11-1 Away: 11-1  
 Coach: Paul Schlisser

		NU	Opp.
W/H	12/17	Morningside	37 14
W/H	12/18	Morningside	39 9
W/H	1/9	Omaha Athletic Club	51 10
W/H	1/10	Omaha Athletic Club	26 23
W/A	1/13	Hastings	47 9
W/A	1/14	Colorado College	32 19
L/A	1/15	Colorado College	23 25
W/A	1/16	Colorado	27 16
W/A	1/17	Colorado	24 17
W/H	1/23	South Dakota	41 12
W/H	1/24	South Dakota	33 12
L/H	2/5	Indiana	20 24
W/H	2/6	Indiana	38 18
W/H	2/13	Michigan State	43 26
W/H	2/14	Michigan State	39 20
W/A	2/20	Notre Dame	25 18
W/H	2/21	Notre Dame	31 15
W/A	2/24	Morningside	44 12
W/A	2/25	Morningside	50 13
W/A	2/26	Knox (OT)	31 24
W/A	2/27	Valparaiso	30 17

W/A	2/28	Valparaiso	35 20
W/H	3/5	Colorado College	23 9
W/H	3/6	Colorado College	33 12

Season Notes: Playing without a conference affiliation for first time since 1906-07 season, Nebraska finished with first 20-win season ever (22 victories)...fewest losses for NU since 1915-16 season...22 wins would stand as school record until 1990-91 campaign...first season on Huskers sideline for Coach P.J. Schisser.

1920-21 Won 15, Lost 3

(9-1 in Missouri Valley, 2nd)  
 Home: 10-1 (6-0) Away: 5-2 (3-1)  
 Coach: Paul Schlisser

		NU	Opp.
W/A	1/1	Illinois	30 25
L/A	1/3	Illinois	24 26
W/A	1/4	Illinois Wesleyan	32 1
W/H	1/14	Grinnell	31 10
W/H	1/15	Grinnell	28 15
W/H	1/21	South Dakota	39 13
W/H	1/31	Oklahoma	34 20
W/H	2/1	Oklahoma	28 15
L/A	2/9	Iowa State	30 38
W/A	2/10	Iowa State	32 23
W/A	2/11	Grinnell	31 16
W/A	2/12	Grinnell	29 22
W/H	2/18	Notre Dame	25 18
W/H	2/19	Notre Dame	39 21
L/H	2/25	Colgate	15 21
W/H	2/26	Colgate	24 15
W/H	3/4	Iowa State	33 16
W/H	3/5	Iowa State	37 11

Season Notes: Nebraska finished second in Missouri Valley Conference race with 9-1 mark...final season for coach Paul Schlisser.

1921-22 Won 8, Lost 9

(8-8 in Missouri Valley, Tie-4th)  
 Home: 4-4 (4-4) Away: 4-5 (4-4)  
 Coach: Owen A. Frank

		NU	Opp.
L/A	1/4	Wisconsin	14 27
W/H	1/7	Washington (Mo.)	31 23
W/A	1/9	Iowa State	21 14
L/H	1/13	Missouri	31 46
W/H	1/14	Grinnell	27 17
L/H	1/19	Kansas	15 25
L/A	1/27	Oklahoma	21 29
L/H	2/4	Iowa State	7 26
W/A	2/7	Grinnell	28 25
W/A	2/14	Kansas State	25 24
L/A	2/18	Drake	32 34
W/H	2/22	Oklahoma	39 34
L/A	2/24	Missouri	16 55
W/A	2/25	Washington (Mo.)	33 32
L/H	2/28	Drake	15 29
W/H	3/3	Kansas State	21 13
L/A	3/6	Kansas	18 41

Season Note: In first season under Coach Owen A. Frank, Nebraska finished 8-9 overall, 8-8 in Missouri Valley Conference.



Grant Hall was the home of the Huskers from 1897 until the NU Coliseum opened in 1926.

**1922-23 Won 6, Lost 12**

(5-11 in Missouri Valley, 6th)  
**Home:** 2-7 (1-7) **Away:** 4-5 (4-4)  
**Coach:** Owen A. Frank

		NU	Opp.
L/A	1/5	Kansas	20 30
W/A	1/6	Kansas State	21 15
L/H		Drake	18 30
W/H		Oklahoma	25 19
L/H	1/22	Missouri	18 33
L/A	1/25	Drake	25 36
W/A	1/26	Iowa State	21 15
W/A	1/27	Grinnell	20 13
L/H		Grinnell	17 32
L/H	2/3	Iowa State	17 21
L/A		Oklahoma	25 31
L/H	2/12	Kansas	15 36
L/H		Kansas State	14 17
L/H		Washington (Mo.)	32 34
L/A	2/24	Missouri	22 39
W/A		Washington (Mo.)	24 22
W/H		Nebraska Wesleyan	24 22
L/A		Creighton	24 46

**Season Note:** Final season for Coach Owen A. Frank.

**1923-24 Won 11, Lost 7**

(10-6 in Missouri Valley, 3rd)  
**Home:** 8-2 (7-2) **Away:** 3-5 (3-4)  
**Coach:** W.E. Kline

		NU	Opp.
L/A		Kansas City A.C.	18 27
W/H	1/5	Missouri	24 18
W/H		Oklahoma	35 21
W/H		Kansas State	27 14
L/A	1/17	Kansas State	23 26
L/A	1/18	Kansas	18 19
L/A		Oklahoma	20 32
L/H	1/26	Kansas	10 13
W/H		Creighton	25 21
L/A		Drake	15 19
W/A		Grinnell	32 19
W/A	2/8	Missouri	31 11
W/A	2/9	Washington (Mo.)	32 18
W/H		Grinnell	32 18
W/H		Washington (Mo.)	38 17
W/A	2/27	Iowa State	18 16
W/H	3/3	Iowa State	27 14
L/H		Drake	12 25

**Season Note:** Nebraska finished 11-7 in Coach W.E. Kline's rookie season.

**1924-25 Won 12, Lost 5**

(11-5 in Missouri Valley, 2nd)  
**Home:** 6-2 (6-2) **Away:** 6-3 (5-3)  
**Coach:** W.E. Kline

		NU	Opp.
W/A	1/9	Kansas State	23 11
W/A	1/10	Oklahoma	23 18
W/H	1/17	Drake	20 8
L/H	1/31	Kansas	20 25
W/H	2/7	Oklahoma	31 17
W/H	2/9	Grinnell	35 27
W/H	2/13	Kansas State	32 20
L/A	2/17	Kansas	20 28
W/A	2/20	Washington (Mo.)	24 20
W/A	2/21	Missouri	25 20
W/H	2/24	Iowa State	37 17
W/H	2/27	Missouri	24 21
W/A	2/28	Creighton	15 11
L/A	3/2	Drake	10 18
L/A	3/3	Grinnell	21 36
W/A	3/4	Iowa State	28 13
L/H	3/5	Washington (Mo.)	16 36

**Season Notes:** In second and final season under Coach W.E. Kline, Huskers finished second to Kansas in Missouri Valley Conference race...Or Goodson and Mutt Volz were first-team All-Conference picks, first time a Husker player had been so honored since 1918-19 season; first time two NU players landed spot first unit since 1912-13.

**1925-26 Won 8, Lost 10**

(7-7 in Missouri Valley, 5th)  
**Home:** 4-5 (4-3) **Away:** 4-5 (3-4)  
**Coach:** Ernest Bearg

		NU	Opp.
L/H	12/18	South Dakota	19 20
L/A	1/2	Kansas City A.C.	20 36
W/A	1/9	Creighton	20 15
W/H	1/16	Grinnell	24 14
W/H	1/23	Iowa State	18 13
W/A	1/30	Grinnell	39 18
W/A	2/1	Iowa State	27 12



The Nebraska Coliseum served as the home of Nebraska basketball from 1926 until 1976.

		NU	Opp.
W/A	2/2	Drake	23 21
L/H	2/6	Kansas	14 25
L/A	2/9	Kansas State	26 41
L/H	2/15	Creighton	11 15
L/H	2/16	Kansas State	21 28
L/H	2/19	Missouri	24 26
W/H	2/20	Washington (Mo.)	26 20
L/A	2/27	Kansas	17 30
W/H	3/1	Drake	22 21
L/A	3/5	Missouri	22 24
L/A	3/6	Washington (Mo.)	14 22

**Season Notes:** In only season under Coach Ernest Bearg, Huskers finished 8-10...after playing in Grant Hall since 1897, NU dropped first-ever game in NU Coliseum to Kansas, 25-14.

**1926-27 Won 12, Lost 6**

(7-5 in MVC, 4th)  
**Home:** 7-2 (4-2) **Away:** 5-4 (3-3)  
**Coach:** Charles T. Black

		NU	Opp.
L/A		Hillyard's	20 36
L/A		Kansas State	23 34
W/A		Washington (Mo.)	37 20
W/A	1/15	Missouri	35 23
W/A	1/19	Kansas	27 24
L/H		Drake	34 35
W/H	1/29	Iowa State	35 19
W/A		Oklahoma	37 29
L/A		Oklahoma State	24 27
W/H		Grinnell	30 22
W/H		Kansas State	26 24
W/H		Missouri	27 22
W/H		Oklahoma	36 26
W/H		Washington (Mo.)	41 24
L/H	2/26	Kansas	25 34
W/H		Oklahoma State	35 25
L/A	3/3	Iowa State	24 26
W/A	3/4	Drake	46 32

**Season Notes:** In first season under Coach Charles T. Black, a former Kansas All-American, Huskers finished 12-6 and 7-5 in Missouri Valley, good for fourth place...Clark Smatha earned first-team All-Missouri Valley Conference honors.

**1927-28 Won 7, Lost 11**

(7-11 in MVC, tie 7th)  
**Home:** 5-4 (5-4) **Away:** 2-7 (2-7)  
**Coach:** Charles T. Black

		NU	Opp.
L/A	12/16	Washington (Mo.)	27 28
L/A	12/17	Missouri	15 36
W/H	1/7	Missouri	36 26
L/H	1/9	Washington (Mo.)	19 30
L/A	1/14	Drake	28 32
L/H	1/21	Kansas State	24 29
W/H	1/28	Iowa State	37 26
L/H	2/4	Oklahoma State	21 32
W/A	2/9	Iowa State	32 26
W/A	2/10	Grinnell	35 22
W/H	2/14	Drake	34 27
L/A	2/17	Kansas	27 33
L/A	2/18	Kansas State	22 28
W/H	2/24	Kansas	32 28

		NU	Opp.
L/H	2/25	Oklahoma	36 38
W/H	2/28	Grinnell	35 16
L/A	3/3	Oklahoma	28 43
L/A	3/5	Oklahoma State	43 47

**Season Notes:** Entire schedule was played against conference opponents...NU was 7-9 with two games left, but lost bid for 500 with losses at Oklahoma and Oklahoma State to end season.

**1928-29 Won 11, Lost 5**

(5-5 in Big Six, 3rd)  
**Home:** 6-2 (3-2) **Away:** 5-3 (2-3)  
**Coach:** Charles T. Black

		NU	Opp.
W/H	12/20	South Dakota	36 25
W/A	1/4	Colorado College	32 24
W/A	1/5	Colorado College	48 26
L/H	1/12	Missouri	25 30
W/H	1/15	South Dakota	46 28
W/H	1/19	Kansas	30 29
L/A	1/24	Kansas State	21 30
L/A	1/26	Oklahoma	20 29
W/H	2/2	Iowa State	45 39
W/A	2/7	Kansas	37 31
L/H	2/11	Oklahoma	34 39
W/H	2/16	Drake	37 24
L/A	2/22	Iowa State	33 37
W/A	2/23	Drake	33 26
W/A	2/25	Missouri	39 33
W/H	3/2	Kansas State	62 45

**Season Notes:** After being affiliated with the Missouri Valley Conference since 1907-08, Nebraska, Missouri, Kansas, Kansas State, Iowa State and Oklahoma formed the Big Six...second winning season in three years for Coach Charles T. Black.

**1929-30 Won 9, Lost 9**

(6-4 in Big Six, 3rd)  
**Home:** 6-3 (3-2) **Away:** 3-6 (3-2)  
**Coach:** Charles T. Black

		NU	Opp.
L/A	12/28	St. Louis	27 37
L/A	12/30	Butler	26 38
L/A	1/2	West Virginia	19 45
L/A	1/4	Pittsburgh	27 34
W/A	1/10	Kansas State	41 39
L/H	1/11	Montana State	30 61
W/H	1/14	South Dakota State	29 27
L/A	1/18	Missouri	21 27
W/H	1/20	Oklahoma	35 20
W/A	1/22	Iowa State	32 22
W/H	1/25	Iowa	41 26
L/H	2/1	Kansas State	42 46
W/A	2/8	Oklahoma	47 37
L/A	2/10	Kansas	20 27
W/H	2/12	St. Louis	45 43
W/H	2/15	Missouri	34 31
W/H	2/22	Iowa State	52 50
L/H	3/1	Kansas	35 36

**Season Notes:** Nebraska led Big Six in scoring at 34.9 points per game...Don Maclay was first-team All-Big Six center...NU finished two games back of league champion Missouri.

**1930-31 Won 9, Lost 9**

(6-4 in Big Six, 2nd)  
**Home:** 5-4 (3-2) **Away:** 4-5 (3-2)  
**Coach:** Charles T. Black

	NU	Opp.
W/A 12/13 South Dakota	18	17
L/H 12/19 Pittsburgh	22	23
L/A 12/27 Washington	38	41
L/A 12/29 Washington	24	27
L/A 12/30 Washington	32	38
L/H 1/5 Brigham Young	44	55
W/H 1/10 Missouri	42	32
W/A 1/17 Oklahoma	36	30
W/A 1/19 Kansas (OT)	31	30
W/H 1/24 Drake	30	25
W/H 1/31 Iowa State	31	19
W/H 2/2 Butler	32	14
L/A 2/7 Missouri	20	33
W/A 2/9 Kansas State	37	31
L/H 2/14 Kansas	29	34
L/A 2/16 Iowa State	28	42
L/H 2/24 Kansas State	30	32
W/H 2/28 Oklahoma	41	30

**Season Notes:** Nebraska's second-place finish in Big Six race was its best since 1924-25 campaign...Huskers finished one game back of first-place Kansas...center Don Maclay earned All-America honors...Steve Hukuf earned first-team All-Big Six honors as a guard.

**1931-32 Won 3, Lost 17**

(2-8 in Big Six, 6th)  
**Home:** 1-9 (1-4) **Away:** 2-8 (1-4)  
**Coach:** Charles T. Black

	NU	Opp.
L/H 12/12 South Dakota	36	41
L/H 12/17 Brigham Young	27	31
L/A 12/19 Iowa	29	34
L/A 12/28 Wisconsin-Superior	34	36
L/A 12/29 Minnesota	24	32
L/H 1/4 Carleton	30	40
W/A 1/8 Iowa State	28	24
W/A 1/9 Drake	33	19
L/H 1/12 Kansas	31	34
L/A 1/16 Missouri	18	30
L/A 1/18 Kansas State	20	32
L/H 1/23 Oklahoma	34	37
L/H 2/1 Iowa State	32	33
W/H 2/6 Kansas State	32	26
L/H 2/10 St. Louis	28	31
L/A 2/13 Oklahoma	32	46
L/A 2/15 Kansas	19	51
L/H 2/26 Missouri	28	32
L/A 3/4 Creighton	18	47
L/H 3/7 Creighton	26	28

**Season Notes:** Three wins were fewest for Huskers since 1900-01 season...last year of Nebraska-Creighton series until 1977-78 campaign...final season for Coach Charles T. Black.

**1932-33 Won 3, Lost 17**

(2-8 in Big Six, tie 5th)  
**Home:** 2-7 (1-4) **Away:** 2-7 (1-4)  
**Coach:** William H. Browne

	NU	Opp.
L/H 12/16 Arkansas	24	41
L/A 12/22 Carleton	19	23
L/A 12/23 Minnesota	25	27
L/H 1/2 Minnesota	22	32
L/H 1/3 Stanford	17	21
L/A 1/6 Kansas	29	32
L/A 1/7 Missouri	33	37
W/H 1/14 Kansas State	31	25
L/H 1/30 Iowa State	25	30
L/H 2/4 Kansas	20	34
L/A 2/11 Oklahoma	35	39
L/A 2/13 Kansas State	30	36
W/H 2/18 South Dakota	34	25
L/H 2/25 Missouri	31	39
W/A 2/28 Iowa State	43	16
L/H 3/4 Oklahoma	27	38

**Season Notes:** Huskers dropped seven-straight and 11 of first 12 games, finished with three wins for second-consecutive season...debut for Coach William H. Browne...Steve Hukuf was first-team All-Big Six pick and earned All-America honors.

**1933-34 Won 9, Lost 11**

(5-5 in Big Six, 4th)  
**Home:** 5-2 (4-1) **Away:** 2-9 (1-4)  
**Coach:** William H. Browne

	NU	Opp.
L/A 12/20 Marquette	22	25
L/A 12/21 Northwestern	22	35
L/A 12/22 DePaul	13	33

L/A 12/29 North Dakota	22	50
W/A 12/30 North Dakota State	32	29
L/A 1/1 Minnesota	16	32
W/A 1/5 Iowa State (OT)	37	31
W/H 1/9 Kansas	24	21
L/A 1/13 Missouri	26	36
L/A 1/15 Kansas State	24	25
L/H 1/20 Wyoming	24	33
L/H 1/27 Oklahoma	36	44
W/H 2/3 Kansas State	38	31
W/H 2/9 Missouri	34	27
L/A 2/17 Oklahoma	23	53
L/A 2/19 Kansas	24	25
W/H 2/24 Iowa State	26	21
W/H 3/3 St. Louis	29	25

**Season Note:** Nebraska lost four straight to open the season, then went 7-7 over last 14 games.

**1934-35 Won 6, Lost 12**

(3-7 in Big Six, 5th)  
**Home:** 6-4 (3-2) **Away:** 0-8 (0-5)  
**Coach:** William H. Browne

	NU	Opp.
L/A 12/15 Wyoming	23	26
L/H 12/20 Iowa	24	31
W/H 12/22 North Dakota	34	21
W/H 12/29 Minnesota	26	24
L/H 1/2 Stanford	31	34
L/A 1/4 Millikin	35	36
L/A 1/5 St. Louis	28	30
W/H 1/12 Iowa State	32	31
L/A 1/19 Missouri	31	32
L/A 1/21 Kansas State	41	47
W/H 1/26 Denver	34	22
L/H 2/4 Missouri	21	23
L/A 2/9 Oklahoma	32	38
L/A 2/11 Kansas	21	32
L/H 2/15 Kansas	24	32
W/H 2/18 Oklahoma	32	24
L/A 2/23 Iowa State	14	22
W/H 3/2 Kansas State	28	21

**Season Note:** NU won Big Six opener, then dropped six-straight in conference play and finished with fourth-consecutive losing record.

**1935-36 Won 13, Lost 8**

(7-3 in Big Six, 2nd)  
**Home:** 7-1 (4-1) **Away:** 6-7 (3-2)  
**Coach:** William H. Browne

	NU	Opp.
W/H 12/17 Brigham Young	53	34
W/A 12/20 Minnesota	41	24
W/A 12/27 Wyoming	46	42
L/A 12/28 Brigham Young	39	46
W/A 12/30 Utah	48	47
L/A 1/3 Santa Clara	48	61
L/A 1/4 Stanford	39	42
L/A 1/7 Denver	35	45
W/H 1/10 Missouri	31	26
W/H 1/13 Wyoming	31	22
W/A 1/18 Oklahoma	40	33
L/A 1/20 Kansas	23	45

L/A 1/25 Iowa State (OT)	40	41
W/H 2/1 Kansas State	43	30
W/H 2/3 South Dakota	48	27
W/A 2/8 Missouri	43	33
W/A 2/10 Kansas State	40	32
W/H 2/15 Iowa State	49	20
W/H 2/24 Oklahoma	55	28
L/H 2/29 Kansas	36	43

**Olympic Playoff**

L/KC 3/12 Oklahoma State	19	36
--------------------------	----	----

**Season Notes:** George Wahlquist was first-team All-Big Six selection and earned All-America honors...NU finished second to Kansas in Big Six race, three-games back of 10-0 Jayhawks...13 wins were most for Huskers since school-record 22 victories in 1919-20.

**1936-37 Won 13, Lost 7**

(8-2 in Big Six, tie 1st)  
**Home:** 7-1 (4-1) **Away:** 6-6 (4-1)  
**Coach:** William H. Browne

	NU	Opp.
W/A 12/11 South Dakota	31	33
W/H 12/19 Montana	53	39
W/H 12/21 Minnesota	29	24
W/H 12/22 Ohio State	32	23
L/A 12/26 Loyola (Ill.)	35	53
W/A 12/28 Western Reserve	41	35
L/A 12/29 Canisius	34	39
W/A 12/30 St. Thomas (Pa.)	42	41
L/A 1/1 Temple	27	43
L/A 1/2 George Washington	22	41
W/A 1/9 Missouri	31	22
W/H 1/16 Iowa State	45	33
L/H 1/18 Oklahoma	31	34
W/A 1/30 Kansas State	41	38
L/A 2/2 Kansas	22	27
W/A 2/12 Oklahoma	33	29
W/H 2/15 Kansas State	40	37
W/H 2/19 Missouri	50	21
W/H 2/27 Kansas	37	32
W/A 3/3 Iowa State	48	31

**Season Notes:** Nebraska closed season with five-straight wins; earned share of Big Six title for first time since 1915-16...Robert Parsons was first-team All-Big Six pick and earned All-America honors...NU had consecutive double-digit win total for first time since 1923-24 and 1924-25 seasons.

**1937-38 Won 9, Lost 11**

(4-6 in Big Six, tie 3rd)  
**Home:** 7-3 (3-2) **Away:** 2-8 (1-4)  
**Coach:** William H. Browne

	NU	Opp.
L/A 12/11 Ohio State	31	42
W/H 12/17 South Dakota	44	28
L/A 12/20 Minnesota	28	33
L/A 12/23 Indiana	42	43
L/A 12/28 Detroit	33	34
L/A 12/30 Bradley	30	50
W/A 1/1 Niagara	43	37
W/H 1/7 California	38	32
W/H 1/10 Colorado	29	18



Nebraska's 1936-37 team tied for the Big Six Conference title.



L/H	1/14	Missouri	18	27
W/H	1/22	Kansas State	46	32
W/A	1/29	Iowa State	35	32
L/A	2/2	Kansas	33	48
L/A	2/5	Oklahoma	48	50
W/H	2/9	Oklahoma	52	42
L/A	2/12	Missouri	30	38
W/H	2/14	Iowa State	50	23
W/H	2/19	Loyola (Ill.)	39	38
L/A	2/21	Kansas State	29	41
L/H	2/26	Kansas	47	50

**Season Note:** Robert Parsons was first-team All-Big Six pick for second-straight season.

**1938-39 Won 7, Lost 13**

(3-7 in Big Six, 5th)  
**Home:** 5-5 (3-2) **Away:** 2-8 (0-5)  
**Coach:** William H. Browne

			NU	Opp.
W/H	12/10	South Dakota	44	30
L/H	12/17	Bradley	24	39
L/H	12/21	Minnesota	37	66
W/H	12/23	Wyoming	38	30
W/A	12/26	California	46	43
L/A	12/27	California	30	58
W/A	12/29	UCLA	35	30
L/A	12/30	UCLA	40	42
L/A	1/3	Stanford	47	56
W/H	1/14	Kansas	48	37
L/A	1/17	Kansas State	38	43
L/A	1/21	Missouri	41	54
L/A	1/28	Oklahoma	39	56
W/H	1/30	Iowa State	51	44
W/H	2/8	Kansas State	42	34
L/A	2/14	Kansas	46	49
L/H	2/18	Missouri	36	46
L/H	2/24	DePaul	33	37
L/A	2/27	Iowa State	28	41
L/H	3/4	Oklahoma	45	53

**Season Notes:** NU ended season with five-straight losses; recorded second consecutive losing season...Oklahoma, a team that swept the Huskers, represented Big Six in first NCAA Tournament.

**1939-40 Won 6, Lost 12**

(2-8 in Big Six, tie 4th)  
**Home:** 5-6 (2-3) **Away:** 1-6 (0-5)  
**Coach:** William H. Browne

			NU	Opp.
W/H	12/9	South Dakota	39	15
L/H	12/15	Indiana	39	49
W/H	12/20	Stanford	48	47
L/A	12/23	Minnesota	37	61
L/H	12/27	Utah	40	63
W/A	12/30	Wisconsin	53	43
L/H	1/2	Detroit	46	47
W/H	1/6	California	46	32
W/H	1/8	Iowa State	44	28
L/A	1/13	Missouri	33	46
L/A	1/19	Kansas State	25	32
L/A	1/23	Kansas	24	40
L/H	1/27	Oklahoma	41	56
L/H	2/3	Missouri	40	41
L/A	2/9	Oklahoma	28	45
W/H	2/13	Kansas State	61	28
L/A	2/17	Iowa State	33	40
L/H	2/24	Kansas	41	48

**Season Notes:** Nebraska dropped eight of last nine games to spoil Coach W.H. Browne's final season...Huskers dropped 10-point decision to eventual national champion Indiana at Lincoln in second game of season.

**1940-41 Won 8, Lost 10**

(6-4 in Big Six, 3rd)  
**Home:** 5-4 (3-2) **Away:** 3-6 (3-2)  
**Coach:** A.J. Lewandowski

			NU	Opp.
L/A	12/6	South Dakota	39	40
W/H	12/14	Marquette	35	20
W/H	12/18	Kentucky	40	39
L/H	12/21	Minnesota	36	43
L/A	12/26	California	24	30
L/A	12/27	Stanford	46	57
L/A	12/30	Oregon State	38	61
L/H	1/4	Wisconsin	31	46
W/H	1/7	Kansas State	33	23

L/H	1/10	Oklahoma	29	40
L/A	1/17	Kansas State	32	35
W/H	1/20	Missouri	40	29
W/A	1/25	Iowa State	38	35
W/H	2/1	Iowa State	41	36
L/A	2/10	Kansas	38	44
W/A	2/15	Missouri	38	36
W/A	2/22	Oklahoma	43	42
L/H	3/1	Kansas	53	55

**Season Notes:** Two-point loss to Kansas in season finale kept Nebraska from 500 record for first time since 1936-37 season...Sid Held and Don Fritz earned first-team All-Big Six honors...first season of five-year tenure for Coach A.J. Lewandowski...for second-straight year, NU lost game to eventual national champion (Wisconsin) in non-league play.

**1941-42 Won 6, Lost 13**

(4-6 in Big Six, 4th)  
**Home:** 4-4 (3-2) **Away:** 2-9 (1-4)  
**Coach:** A.J. Lewandowski

			NU	Opp.
W/H	12/12	South Dakota	48	28
L/A	12/15	Indiana	29	56
L/A	12/16	Kentucky	27	42
L/H	12/20	UCLA	36	42
L/H	12/22	Oregon	42	49
L/A	12/27	Minnesota	32	56
L/A	12/29	Detroit	29	33
W/A	12/30	Iowa	41	34
W/H	1/6	Kansas State	44	38
W/H	1/12	Missouri	51	45
L/A	1/17	Kansas	32	51
L/H	1/24	Great Lakes	40	50
L/A	1/31	Iowa State	33	39
L/A	2/2	Kansas State	35	38
W/H	2/7	Iowa State	39	31
L/A	2/14	Kansas	30	58
L/A	2/16	Oklahoma	29	37
L/H	2/21	Oklahoma	41	46
W/A	2/28	Missouri	41	40

**Season Note:** After 2-0 Big Six start, NU lost four straight and seven of last nine games to finish with sub-.500 record for fifth-straight season.

**1942-43 Won 6, Lost 10**

(5-5 in Big Six, tie 3rd)  
**Home:** 4-4 (3-2) **Away:** 2-6 (2-3)  
**Coach:** A.J. Lewandowski

			NU	Opp.
L/A	12/7	South Dakota	30	40
L/A	12/12	Illinois	27	69
W/H	12/19	Iowa	52	43
L/H	12/30	Indiana	39	40
W/A	1/5	Kansas State	41	32
W/A	1/16	Missouri	39	36
L/A	1/18	Iowa State	38	50
L/H	1/21	Gardner Naval	37	52
L/H	1/30	Oklahoma	32	56
L/KC	2/6	Gardner Naval	37	43
L/H	2/13	Kansas	24	56
W/H	2/17	Kansas State (OT)	50	47
W/H	2/20	Missouri	56	50
L/A	2/23	Kansas	33	52
W/H	2/27	Iowa State	51	36
L/A	3/1	Oklahoma	48	65


**Season Note:** Five-straight mid-season losses stood between NU and its first winning season since 1936-37.

**1943-44 Won 2, Lost 13**

(1-9 in Big Six, tie 5th)  
**Home:** 2-5 (1-4) **Away:** 0-8 (0-5)  
**Coach:** A.J. Lewandowski

			NU	Opp.
L/A	12/10	Iowa	33	50
L/A	12/11	DePaul	15	55
L/A	12/13	Minnesota	21	40
W/H	12/18	South Dakota	41	31
L/A	1/8	Iowa State	24	56
L/A	1/15	Kansas	27	51
L/A	1/17	Oklahoma	35	45
L/H	1/22	Minnesota	32	45
W/H	2/1	Kansas State	54	47
L/H	2/5	Missouri (OT)	32	36
L/A	2/12	Missouri	29	44
L/A	2/14	Iowa State	35	58
L/H	2/19	Kansas	47	56
L/H	2/26	Oklahoma	32	43
L/A	2/29	Kansas State	37	40

**Season Notes:** Fewest wins in season for Huskers since 1897-98 campaign...Nebraska failed to win road game for first time in eight years.



Before becoming a star with the New York Yankees, Bob Cerv lettered for the Husker cagers in 1947-50. He is one of seven athletes in school history to earn eight or more monograms in a career.

1944-45 Won 2, Lost 17

(1-9 in Big Six, 6th)  
Home: 2-7 (1-4) Away: 0-10 (0-5)  
Coach: A.J. Lewandowski

	NU	Opp.
L/H 12/16 Iowa	45	61
L/H 12/22 Minnesota	54	55
L/KC 12/23 Kansas State	46	49
W/H 12/27 Pentathlon	54	40
L/A 12/29 Illinois	39	71
L/A 12/30 Indiana	42	65
L/H 1/3 Oklahoma	37	44
L/A 1/8 Iowa State	38	50
L/A 1/12 Kansas	33	48
L/A 1/13 Oklahoma*	45	48
L/A 1/15 NATTC**	34	57
L/A 1/20 Kansas State	48	70
L/H 1/30 Navy Pre-Flight	42	62
L/H 2/3 Missouri	41	47
W/H 2/10 Kansas	59	45
L/A 2/17 Missouri (2OT)	54	55
L/A 2/19 Iowa State	45	47
L/A 2/20 Navy Pre-Flight***	41	55
L/H 2/24 Kansas State	47	55

\*at Oklahoma City, Okla.  
\*\*at Norman, Okla.  
\*\*\*at Iowa City, Iowa

Season Notes: Final season for Coach A.J. Lewandowski...Huskers lost 10 straight from Dec. 27 through Feb. 3, ended streak with 14-point homecourt win over Kansas, then lost final four games of season.

1945-46 Won 7, Lost 13

(3-7 in Big Six, tie 4th)  
Home: 5-4 (2-3) Away: 2-9 (1-4)  
Coach: L.F. Klein

	NU	Opp.
L/A 12/8 Minnesota	30	55
W/H 12/11 South Dakota	52	29
L/KC 12/14 Missouri	54	63
W/KC 12/15 Kansas State	62	47
L/A 12/17 Iowa	35	61
L/H 12/20 Illinois	51	62
W/H 12/28 Oregon State	48	40
L/A 12/29 Bradley	33	53
L/A 12/31 Marquette	36	49
W/H 1/2 Kansas State	44	37
L/A 1/7 Oklahoma	48	70
L/H 1/11 Kansas	45	56
L/A 1/14 Iowa State	39	57
W/A 1/18 Missouri	44	42
W/H 2/1 South Dakota State	52	50
L/H 2/8 Iowa State	45	57
L/H 2/11 Oklahoma	44	51
L/A 2/15 Kansas	30	72
W/H 2/25 Missouri	42	39
L/A 2/28 Kansas State	49	54

Season Note: L.F. Klein replaced A.J. Lewandowski as NU head coach, guided Huskers to 7-13 record in only season on bench.

1946-47 Won 10, Lost 14

(3-7 in Big Six, tie 5th)  
Home: 7-4 (3-2) Away: 3-10 (0-5)  
Coach: Harry Good

	NU	Opp.
W/H 12/4 South Dakota	68	37
W/H 12/7 Ottumwa Navy	65	45
W/H 12/9 Drake	48	44
<b>Big Six Holiday Tournament</b>		
L/KC 12/12 Arkansas	46	57
W/KC 12/13 Iowa State	54	51
L/KC 12/14 Oklahoma	52	63
L/H 12/17 St. Mary's (Calif.)	54	58
L/H 12/23 Minnesota	58	66
L/A 12/28 Illinois	37	72
L/A 12/30 Louisville	53	68
L/A 12/31 Western Kentucky	56	74
L/A 1/4 Kansas State	54	63
W/H 1/6 Oklahoma	44	41
W/H 1/14 Kansas	48	46
L/A 1/18 Missouri	41	47
L/A 1/20 Iowa State	44	61
W/A 1/31 Drake	65	44
W/A 2/1 Ottumwa Navy	72	53
W/H 2/4 South Dakota State	53	34
L/H 2/10 Iowa State	54	56
L/A 2/15 Kansas	37	69
L/A 2/17 Oklahoma	49	63
L/H 2/22 Missouri	49	60
W/H 2/27 Kansas State	54	50

Season Notes: NU was 9-10 with four games to go, but lost four of last five games to end 10-14...Harry Good became the Husker head coach after several successful seasons at the University of

Indiana...first year of league-sponsored Holiday Tournament at Kansas City, Mo., an event that lasted through 1978-79 season.

1947-48 Won 11, Lost 13

(5-7 in Big Seven, 5th)  
Home: 6-4 (3-3) Away: 5-9 (2-4)  
Coach: Harry Good

	NU	Opp.
L/H 12/8 Purdue	56	60
L/A 12/13 Minnesota	59	63
W/H 12/16 South Dakota	65	38
<b>Big Seven Holiday Tournament</b>		
W/KC 12/18 Missouri	46	44
L/KC 12/19 Oklahoma	46	47
L/KC 12/20 Kansas (OT)	60	64
W/H 12/23 Colorado State	67	47
W/A 12/27 Stanford*	51	47

W/H 1/11 Washington (Mo.)	48	45
W/H 1/15 Iowa State	71	50
W/H 1/29 South Dakota	72	50
W/H 1/31 Kansas State	70	48
W/H 2/5 Colorado	45	43
W/A 2/12 Kansas	49	39
L/A 2/14 Oklahoma	45	47
W/A 2/19 Iowa State	44	41
W/H 2/21 Missouri	47	46
W/A 2/26 Colorado	56	45
L/A 3/1 Kansas State	28	53
L/H 3/5 Oklahoma	49	56
W/A 3/7 Missouri	52	48

<b>Big Seven Playoff</b>		
W/KC 3/14 Oklahoma	57	56
<b>NCAA District Tournament</b>		
L/KC 3/16 Oklahoma State (2)	35	52



Coach Harry Good guided Nebraska to a share of the 1949 and 1950 Big Seven Conference titles.

L/A 12/29 San Jose State	38	39
L/A 12/30 Nevada-Reno	58	63
W/A 1/2 Northern Colorado	58	54
L/A 1/6 Iowa State	44	55
L/H 1/12 Missouri	54	66
W/A 1/17 Colorado	59	55
L/H 1/31 Kansas State	45	64
W/H 2/3 South Dakota State	66	56
L/A 2/7 Kansas	61	57
L/A 2/9 Oklahoma	57	79
L/A 2/14 Missouri	41	47
W/H 2/21 Iowa State	62	57
W/H 2/25 Colorado	58	53
L/A 2/27 Kansas State	49	56
L/H 3/1 Oklahoma	74	81
W/H 3/6 Kansas	70	64

\*San Francisco, Calif.

Season Notes: Claude Retherford led team in scoring, tallied school single-season record 244 points...Huskers were 10-11 going into final three games of season and had shot at first winning season since 1935-36, but dropped two of those games for 11th-straight losing season...Colorado joined Big Six and the league changed its name to the Big Seven...NU led Big Seven in scoring at 55.9 points per game for all games.

1948-49 Won 16, Lost 10

(9-3 in Big Seven, tie 1st)  
Home: 9-2 (5-1) Away: 7-8 (4-2)  
Coach: Harry Good

	NU	Opp.
W/H 12/1 Northwest Missouri State	59	39
L/H 12/6 Minnesota	52	61
W/H 12/11 Northern Iowa	63	52
L/A 12/17 Purdue	47	64
L/A 12/18 Cincinnati	46	64
L/A 12/20 Duquesne	49	55
W/A 12/21 Western Reserve	83	80
<b>Big Seven Holiday Tournament</b>		
L/KC 12/28 Kansas State	34	48
L/KC 12/29 Missouri	50	52
W/KC 12/30 Harvard	56	54
W/H 1/8 Kansas	52	34

Season Notes: Cornhuskers tied Oklahoma for first-place in league, beat Sooners in league playoff for spot in NCAA District Tournament...first NU title on hardwood since 1936-37 season...Claude Retherford led team in scoring for third-straight year, finished with then-school single-season record 311 points...Retherford was first-team All-Big Seven pick, led conference in scoring for league games only at 12.4 points per game and was conference MVP...Bus Whitehead also earned first-team all-conference honors...for second-straight year, NU led league in scoring with 52.3 average.

1949-50 Won 16, Lost 7

(8-4 in Big Seven, tie 1st)  
Home: 12-1 (5-1) Away: 4-6 (3-3)  
Coach: Harry Good

	NU	Opp.
W/H 12/3 South Dakota State	61	32
W/H 12/7 Northwest Missouri St.	58	39
L/A 12/12 Bradley (I)	54	64
W/H 12/14 Northern Iowa	60	54
W/H 12/17 Baylor	69	55
W/H 12/19 Colorado State	63	43
W/H 12/23 Idaho	66	45
<b>Big Seven Holiday Tournament</b>		
L/KC 12/28 Colorado	57	67
L/KC 12/29 Michigan	65	67
W/KC 12/30 Iowa State (OT)	85	67
W/H 1/2 South Dakota	47	40
W/H 1/10 Kansas	57	56
W/H 1/14 Iowa State	64	46
L/A 1/16 Colorado	59	72
W/H 1/30 Kansas State (OT-12)	65	63
W/H 2/6 Missouri	50	41
L/A 2/11 Kansas	36	49
W/A 2/13 Oklahoma	57	55
W/H 2/18 Colorado	59	49
W/A 2/20 Missouri	55	48
W/A 2/25 Iowa State (OT)	56	54
L/H 3/4 Oklahoma	48	64
L/A 3/11 Kansas State (14)	60	63

**Season Notes:** Nebraska tied Kansas and Kansas State for Big Seven title; second-straight year Huskers earned share of conference crown...NU went into final regular-season game with chance to win crown outright, but dropped three-point decision at Kansas State, forced to settle for tie with Jayhawks and Wildcats...Huskers finished seventh in Big Seven Holiday tourney, but opened league play 4-1, then after 13-point loss at Kansas, rebounded to win four straight before losing back-to-back games to end season...Bus Whitehead was first-team All-Big Seven performer, led Cornhuskers in scoring and tallied school single-season record 360 points...NU made first-ever appearance in AP poll at No. 16 the week of Feb. 28.

### 1950-51 Won 9, Lost 14

(4-8 in Big Seven, 5th)  
Home: 7-2 (4-2) Away: 2-12 (0-6)  
Coach: Harry Good

	NU	Opp.
L/A 12/2	Minnesota	41 55
W/H 12/4	Northwest Missouri St.	61 39
L/A 12/8	Washington	49 54
L/A 12/9	Washington	53 71
L/A 12/11	California*	59 62
W/A 12/12	Santa Clara	53 38
W/H 12/19	Northern Iowa	63 55
<b>Big Seven Holiday Tournament</b>		
W/KC 12/28	Missouri (9)	54 52
L/KC 12/29	Kansas State	53 72
L/KC 12/30	Kansas (10)	47 63
W/H 1/3	South Dakota	74 49
L/A 1/6	Kansas (20)	41 66
W/H 1/8	Iowa State	51 49
L/A 1/15	Colorado	45 51
L/A 2/2	Iowa State	51 67
L/H 2/5	Kansas State (4)	50 79
L/H 2/10	Kansas (20)	52 61
L/A 2/12	Oklahoma	49 72
W/H 2/19	Missouri	54 52
W/H 2/24	Colorado	58 45
L/A 2/26	Kansas State (5)	48 74
W/H 3/3	Oklahoma	46 44
L/A 3/7	Missouri	57 68

\*San Francisco, Calif.

**Season Notes:** After a 1-1 start in Big Seven play, the Huskers lost five straight, before winning three of last five league games to finish 4-8...Bob Pierce averaged team-high 16.7 points, broke NU single-season scoring mark with 384-point season...Jim Buchanan was only other player in double digits (12.9).

### 1951-52 Won 7, Lost 17

(3-9 in Big Seven, 7th)  
Home: 7-4 (3-3) Away: 0-13 (0-6)  
Coach: Harry Good

	NU	Opp.
W/H 12/1	Northern Iowa	60 44
L/H 12/8	Minnesota	55 63
W/H 12/11	Northwest Missouri St.	59 43
W/H 12/15	Fresno State	72 48
L/A 12/19	Southern Methodist	55 61
L/A 12/20	Texas Christian (OT)	57 58
L/A 12/21	Tampa	76 81
L/A 12/22	Miami (Fla.)	60 70
<b>Big Seven Holiday Tournament</b>		
L/KC 12/27	Kansas State (8)	67 87
L/KC 12/28	Colorado	63 68
L/KC 12/29	Iowa State	66 75
W/H 1/5	Colorado	63 61
L/A 1/12	Kansas State (7)	36 71
L/H 1/14	Kansas (1)	66 69
W/H 1/26	South Dakota	82 59
L/A 1/28	Iowa State	72 78
L/H 2/2	Missouri	55 60
W/H 2/9	Oklahoma	67 66
L/A 2/11	Colorado	65 67
L/A 2/16	Kansas (9)	52 90
L/A 2/18	Oklahoma	59 65
W/H 2/25	Iowa State	75 53
L/H 3/1	Kansas State (3)	60 75
L/A 3/3	Missouri	53 68

**Season Notes:** Huskers posted second-straight losing record and finished last in league for first time since 1944-45 campaign...guard Jim Buchanan earned All-America honors and was first-team All-Big Seven pick...Buchanan led Huskers in scoring with 16.7 average.

### 1952-53 Won 9, Lost 11

(4-8 in Big Seven, 6th)  
Home: 5-4 (2-4) Away: 4-7 (2-4)  
Coach: Harry Good

	NU	Opp.
W/H 12/6	South Dakota	65 53
L/A 12/13	Minnesota	62 71
W/H 12/17	Springfield	82 73
W/A 12/20	Bradley	73 65

### Big Seven Holiday Tournament

L/KC 12/27	Kansas	66 73
W/KC 12/29	Iowa State	83 79
L/KC 12/30	Colorado	53 67
W/H 1/3	Harvard	92 53
W/A 1/5	Colorado	80 65
L/H 1/12	Kansas	59 65
L/H 1/17	Iowa State	60 78
W/H 1/19	Missouri	73 62
W/H 2/7	Kansas State (5)	80 67
L/H 2/9	Colorado	78 86
L/A 2/14	Kansas (14)	58 77
W/A 2/16	Oklahoma	59 53
L/A 2/21	Missouri	59 66
L/H 2/28	Oklahoma	70 78
L/A 3/2	Iowa State	66 93
L/A 3/10	Kansas State (8)	80 108

**Season Notes:** Huskers were 8-5 at one point, but lost six of final seven games to post third-straight losing season...Bill Johnson led team in both scoring (13.9) and rebounding (9.4).

### 1953-54 Won 8, Lost 13

(5-7 in Big Seven, tie 4th)  
Home: 6-3 (4-2) Away: 2-10 (1-5)  
Coach: Harry Good

	NU	Opp.
L/A 12/5	Minnesota	64 75
W/H 12/12	Iowa	81 70
W/H 12/15	South Dakota	70 53
L/A 12/19	Oregon State (11)	55 83
L/A 12/21	Oregon	68 84
L/A 12/22	Oregon	72 74
<b>Big Seven Holiday Tournament</b>		
W/KC 12/26	Kansas State	78 74
L/KC 12/29	Oklahoma	70 86
L/KC 12/30	Missouri	57 72
W/A 1/4	Iowa State	74 60
W/H 1/9	Oklahoma	76 72
W/H 1/11	Kansas State	88 75
W/H 1/18	Missouri	80 72
L/A 2/6	Kansas State	70 91
L/H 2/8	Colorado	67 75
L/A 2/13	Kansas (20)	68 79
L/A 2/15	Oklahoma	68 76
L/A 2/20	Colorado	58 83
L/H 2/22	Kansas (17)	62 67
W/H 2/27	Iowa State	78 65
L/A 3/1	Missouri	67 82

**Season Notes:** Huskers got off to 3-6 start, opened Big Seven play with four-straight wins, but lost six-straight and seven of their final eight games to finish 8-13...Bill Johnson led team in both scoring (18.2) and rebounding (11.2) for second-straight season...Johnson's scoring average stood as NU record for 13 seasons...Johnson grabbed NU single-game record 26 rebounds in Jan. 4 game at Iowa State.

### 1954-55 Won 9, Lost 12

(6-6 in Big Seven, tie 3rd)  
Home: 7-1 (5-1) Away: 2-11 (1-5)  
Coach: Jerry Bush

	NU	Opp.
L/A 12/6	Iowa (4)	61 84
W/H 12/11	South Dakota	87 51
W/A 12/18	Bradley	93 68
L/A 12/20	Alabama (19)	76 88
L/A 12/22	Memphis State	79 86
<b>Big Seven Holiday Tournament</b>		
L/KC 12/27	Missouri (7)	58 75
L/KC 12/29	Colorado	47 89
L/KC 12/30	Kansas (16)	66 69
W/H 1/4	Iowa State	76 63
L/A 1/8	Missouri (9)	59 67
W/H 1/11	Kansas State	69 59
W/H 1/15	Kansas	66 62
W/H 1/21	Northwest Missouri St.	74 54
L/A 2/5	Kansas State	62 79
W/H 2/7	Colorado	84 77
W/H 2/12	Oklahoma	75 67
L/H 2/14	Missouri (14)	73 76
W/A 2/19	Kansas	68 55
L/A 2/21	Oklahoma	76 78
L/A 2/26	Iowa State	75 82
L/A 3/5	Colorado	66 77

**Season Notes:** Under the direction of first-year mentor Jerry Bush, the Huskers finished 9-12...Bush, who replaced Harry Good as NU's coach, came to Lincoln after posting a 129-59 record in seven years at Toledo...Huskers were 9-9 after 18 games, but lost last three games to record school's fifth-straight losing season...Willard Fagler led team in scoring with 13.6 average, while Rex Ekwall averaged team-high 11.5 rebounds per game.

### 1955-56 Won 7, Lost 16

(3-9 in Big Seven, 6th)  
Home: 5-5 (2-4) Away: 2-11 (1-5)  
Coach: Jerry Bush

	NU	Opp.
L/A 12/3	Iowa	51 60
W/H 12/9	Texas Tech (OT)	69 63
L/A 12/10	Michigan	71 77
L/A 12/12	Wichita State	46 71
W/H 12/16	UCLA	71 65
L/A 12/19	Wisconsin	52 71
L/H 12/21	Vanderbilt (8)	48 66
<b>Big Seven Holiday Tournament</b>		
L/KC 12/28	Missouri	66 71
W/KC 12/29	Cornell (N.Y.)	70 69
L/KC 12/30	Kansas State	51 79
L/A 1/7	Colorado	63 78
W/H 1/16	Missouri	83 77
L/H 1/21	Colorado	50 77
W/H 2/4	Emporia State	72 59
L/H 2/6	Kansas State	52 66



NU's 1949-50 team tied Kansas and Kansas State for the Big Seven title with an 8-4 record.



L/A	2/11	Kansas	56	80
W/A	2/13	Oklahoma (OT)	68	61
L/H	2/18	Iowa State (OT)	69	71
L/A	2/20	Kansas State	50	73
L/H	2/25	Kansas	56	60
W/H	3/3	Oklahoma (OT)	64	63
L/A	3/5	Missouri	80	88
L/A	3/9	Iowa State	74	94

**Season Notes:** Biggest win of season was 71-65 homecourt decision over eventual Pac-8 Conference champion UCLA, the only time an NU team beat a John Wooden-coached Bruinsquad...three of NU's seven wins were in overtime...Rex Ekwall led NU in both scoring (14.9) and rebounding (10.7).

**1956-57 Won 11, Lost 12**

(5-7 in Big Seven, tie 4th)  
**Home:** 7-2 (4-2) **Away:** 4-10 (1-5)  
**Coach:** Jerry Bush

			NU	Opp.
L/A	11/30	UCLA	56	69
L/A	12/1	UCLA	60	78
W/H	12/3	Iowa	67	43
W/H	12/8	Michigan	73	60
W/H	12/10	Wisconsin	53	51
W/H	12/17	Purdue	65	62
W/A	12/20	Texas Tech	67	66
L/A	12/22	Vanderbilt	54	78

**Big Seven Holiday Tournament**

L/KC	12/27	Michigan State	65	79
W/KC	12/28	Missouri	70	65
L/KC	12/29	Iowa State (14)	69	89
W/H	1/7	Colorado	74	52
L/A	1/12	Colorado	56	60
W/A	1/19	Missouri	84	65
L/A	2/4	Kansas State	53	89
L/H	2/9	Kansas (2)	54	69
W/A	2/11	Missouri	53	49
L/A	2/16	Iowa State (9)	47	59
L/H	2/18	Kansas State (17)	56	81
L/A	2/23	Kansas (2)	60	87
L/A	2/25	Oklahoma	53	55
W/H	3/6	Oklahoma	64	55
W/H	3/9	Iowa State (17)	67	58

**Season Notes:** After 0-2 start, Huskers won five-straight games, with four of those victories against Big Ten institutions...NU was 8-6 after Jan. 19 win over Missouri, but dropped five of its next seven games to ensure seventh-straight losing season...Rex Ekwall led team in both scoring (13.3) and rebounding (9.3).

**1957-58 Won 10, Lost 13**

(5-7 in Big Seven, tie 4th)  
**Home:** 9-2 (5-1) **Away:** 1-11 (0-6)  
**Coach:** Jerry Bush

			NU	Opp.
W/H	12/2	South Dakota State	64	52
W/H	12/5	Wyoming	77	66
L/A	12/7	Michigan	57	81
L/A	12/9	Notre Dame (15)	56	69
L/H	12/14	Purdue	61	70
W/H	12/16	Denver	68	63
W/H	12/19	Ohio	61	53
L/A	12/21	Marquette	64	79

**Big Seven Holiday Tournament**

W/KC	12/27	Princeton	74	64
L/KC	12/28	Kansas State (3)	57	88
L/KC	12/30	Iowa State (20)	51	61
L/A	1/6	Missouri	54	55
L/A	1/11	Kansas State (4)	59	74
W/H	1/13	Oklahoma (14)	57	54
L/H	1/18	Iowa State	52	57
L/A	2/1	Iowa State	63	78
L/A	2/8	Kansas (2)	46	102
L/A	2/10	Oklahoma (20)	39	66
W/H	2/12	Missouri (OT)	67	62
W/H	2/17	Colorado	50	41
W/H	2/22	Kansas (4)	43	41
W/H	3/3	Kansas State (1)	55	48
L/A	3/8	Colorado	52	54

**Season Notes:** After splitting its first eight games, NU lost eight of its next nine games before winning four of final five games...two of the school's most-memorable wins came late in season...Kansas handed NU its worst loss ever, 102-46, at Lawrence, but Huskers avenged loss by knocking off fourth-ranked Jayhawks in Lincoln, 43-41...NU guard Jimmy Kubacki hit a 15-foot jumper with two seconds left to give the Huskers the win over the Wilt Chamberlain-led Jayhawks...nine days later, the Huskers shocked No. 4 Kansas State and Omaha native Bob Boozer...K-State went into March 3 game ranked fourth in AP poll, but was No. 1 when the new poll was released on March 4...Wilson Fitzpatrick and Gary Reimers both averaged a team-best 11.5 points per game, while Herschell Turner led team in rebounding with an 8.2 average.

**1958-59 Won 12, Lost 13**

(5-9 in Big Eight, tie 5th)  
**Home:** 9-3 (4-3) **Away:** 3-10 (1-6)  
**Coach:** Jerry Bush

			NU	Opp.
W/H	12/1	Northwest Missouri St.	85	44
W/H	12/6	Montana State	75	43
W/H	12/8	Marquette (17)	62	60
L/A	12/13	Minnesota	57	78
W/H	12/15	Texas Tech	54	46
L/A	12/18	Bradley (11)	48	85
L/A	12/20	Michigan State (11)	55	80

**Big Eight Holiday Tournament**

W/KC	12/27	Oklahoma State	55	48
L/KC	12/29	Colorado	50	54
W/KC	12/30	Oklahoma	60	43
L/A	1/5	Colorado	50	57
W/H	1/10	Oklahoma State	47	44
W/H	1/12	Missouri	81	69
W/H	1/17	Iowa State	52	49
W/H	1/31	Detroit	91	77
L/H	2/2	Kansas State (3)	43	50
L/A	2/7	Oklahoma State	39	54
L/A	2/9	Oklahoma	48	54
L/H	2/14	Kansas	55	63
L/A	2/21	Kansas	50	66
W/H	2/23	Colorado	62	61
L/A	2/28	Iowa State	56	59
W/A	3/2	Missouri	81	79
L/H	3/5	Oklahoma	54	65
L/A	3/9	Kansas State (2)	54	76

**Season Notes:** NU finished with best record in nine-year tenure of Coach Jerry Bush...NU was 12-11 heading into final two games, and needed one win to secure first winning season since 1949-50, but it dropped both games to finish 12-13...Herschell Turner led team in scoring (17.1) and rebounding (9.8)...Turner was first-team All-Big Eight pick by United Press International...Turner's scoring average was best for NU player since Bill Johnson's 18.2 mark in 1953-54...Oklahoma State's addition to the league made the Big Seven the Big Eight.

**1959-60 Won 7, Lost 17**

(4-10 in Big Eight, tie 7th)  
**Home:** 6-5 (4-3) **Away:** 1-12 (0-7)  
**Coach:** Jerry Bush

			NU	Opp.
W/H	12/5	Air Force	68	54
W/H	12/7	Minnesota	76	66
L/H	12/14	Notre Dame	62	70
L/H	12/17	Michigan State (20T)	80	82
L/A	12/19	Oregon State	60	63
L/N*	12/21	Oregon State	65	67
L/A	12/23	Montana State	58	64

**Big Eight Holiday Tournament**

L/KC	12/26	Colorado	55	64
L/KC	12/29	Kansas State	63	71
W/KC	12/30	Missouri	78	67
L/A	1/4	Iowa State	53	57
L/H	1/9	Kansas	47	60
L/A	1/11	Missouri	61	69
L/A	1/16	Colorado (OT)	57	62
L/H	1/30	Colorado	54	58
W/H	2/1	Missouri	64	59
L/A	2/6	Oklahoma State	47	52
L/A	2/8	Oklahoma	54	63
W/H	2/13	Iowa State	69	49
W/H	2/20	Kansas State	70	60
L/H	2/22	Oklahoma	49	50
W/H	2/27	Oklahoma State	54	47
L/A	3/5	Kansas State	74	83
L/A	3/7	Kansas	74	79

\*Portland, Ore.

**Season Notes:** After a 2-0 start, NU lost seven straight and 12 of its next 13 games and went on to finish 7-17...Herschell Turner was a first-team All-Big Eight performer after leading team in scoring (15.9) and rebounding (8.0) for second-straight season...Turner became first 1,000-point career scorer in school history, finishing with 1,056 points.

**1960-61 Won 10, Lost 14**

(4-10 in Big Eight, 6th)  
**Home:** 7-5 (3-4) **Away:** 3-9 (1-6)  
**Coach:** Jerry Bush

			NU	Opp.
W/H	12/1	Northern Iowa	78	68
L/H	12/3	Wichita State	63	65
W/H	12/7	Utah State	65	60
W/H	12/13	Denver	77	52
L/A	12/17	Detroit (3)	62	71
L/A	12/19	Cincinnati	60	75
W/H	12/21	Arizona	79	55

**Big Eight Holiday Tournament**

L/KC	12/28	Kansas	53	78
------	-------	--------	----	----

W/KC	12/29	Missouri	90	72
W/KC	12/30	Oklahoma State	70	61
W/H	1/7	Missouri	62	48
W/H	1/9	Colorado (OT)	65	61
L/A	1/14	Colorado*	51	66
L/H	1/21	Iowa State	58	66
L/A	2/4	Oklahoma State	47	55
L/A	2/6	Oklahoma	58	69
L/H	2/11	Kansas	33	38
L/A	2/13	Iowa State	62	68
L/H	2/18	Oklahoma State	61	65
W/H	2/20	Oklahoma	83	61
W/A	2/25	Kansas	69	68
L/H	2/27	Kansas State (8)	67	77
L/A	3/4	Kansas State (7)	56	75
L/A	3/6	Missouri	76	97

\*CU won game, but later forfeited

**Season Notes:** After back-to-back wins over Oklahoma and Kansas in late February, Huskers stood 10-11 and needed two wins in final three games to secure first winning season since 1949-50, but NU lost all three games to finish 10-14...Tom Russell led NU in both scoring (12.5) and rebounding (9.7).

**1961-62 Won 9, Lost 16**

(5-9 in Big Eight, tie 5th)  
**Home:** 5-5 (2-5) **Away:** 4-11 (3-4)  
**Coach:** Jerry Bush

			NU	Opp.
L/A	12/4	Wichita State	49	79
W/H	12/7	Southern Methodist	63	60
L/A	12/9	Air Force	49	58
W/H	12/11	Notre Dame	65	61
W/H	12/16	Ohio	81	64
L/A	12/20	Wyoming	70	71
L/A	12/22	California	49	50
L/A	12/23	Stanford	59	72

**Big Eight Holiday Tournament**

L/KC	12/27	Kansas State (5)	48	60
W/KC	12/29	Oklahoma State	52	51
L/KC	12/30	Kansas	68	69
W/A	1/6	Kansas	69	67
W/H	1/10	Oklahoma	57	56
L/H	1/13	Colorado	56	58
L/A	1/20	Iowa State	72	84
L/A	2/3	Kansas State (4)	53	72
W/H	2/5	Oklahoma State	57	56
L/A	2/10	Colorado	63	74
L/H	2/12	Iowa State	66	79
W/A	2/17	Missouri	65	63
L/H	2/21	Kansas	70	73
L/H	2/24	Missouri	63	81
L/A	3/3	Oklahoma State	64	65
W/A	3/5	Oklahoma (OT)	71	69
L/H	3/7	Kansas State (3)	60	84

**Season Notes:** Six losses by three or fewer points gave Huskers 9-16 record rather than 15-10 mark...for second-straight season, Tom Russell led NU in both scoring (16.5) and rebounding (8.0)...Russell also ranked seventh nationally in field goal percentage at .560...Russell scored then-school-record 38 points in Huskers' 73-70 homecourt loss to Kansas.


**1962-63 Won 6, Lost 19**

(1-13 in Big Eight, 8th)  
**Home:** 4-9 (1-6) **Away:** 2-10 (0-7)  
**Coach:** Jerry Bush

			NU	Opp.
W/A	12/1	Texas Tech	68	66
L/A	12/3	Houston	61	68
W/H	12/8	Air Force	43	39
W/H	12/10	Northern Iowa	78	59
L/H	12/15	Denver	54	63
W/H	12/17	Miami (Ohio)	72	69
L/H	12/21	Southern California	49	58
L/H	12/22	Southern California	53	55

**Big Eight Holiday Tournament**

L/KC	12/26	Iowa State	68	82
L/KC	12/28	Colorado	47	59
W/KC	12/29	Oklahoma	93	86
L/H	1/7	Colorado	47	75
L/A	1/12	Kansas State	53	66
L/A	1/19	Kansas	53	72
L/H	2/2	Kansas State	60	72
L/A	2/4	Iowa State	69	83
L/H	2/9	Missouri	61	69
L/H	2/11	Iowa State	54	75
L/A	2/16	Oklahoma State	41	51
L/A	2/18	Oklahoma	77	84
L/H	2/23	Kansas	39	45
W/H	2/25	Oklahoma State	49	48
L/H	3/2	Oklahoma	75	77
L/A	3/4	Colorado	51	80
L/A	3/6	Missouri	72	84



Herschell Turner (left) earned All-Big Eight honors for Coach Jerry Bush.

**Season Notes:** After a 4-2 start, NU lost 14 of next 15 games, including 10 straight to open Big Eight Conference play...Huskers avert winless conference record and snap 10-game losing streak with 49-48 win over Oklahoma State late in February...season was last for Coach Jerry Bush, who resigned following the season after nine years at the helm...the 19 losses were most ever in one year for a Husker team...Daryl Petsch led team in scoring with 14.8 average, while Charlie Jones was club's top rebounder (8.2).

**1963-64 Won 7, Lost 18**

(5-9 in Big Eight, tie 6th)  
Home: 6-5 (4-3) Away: 1-13 (1-6)  
Coach: Joe Cipriano

	NU	Opp.
W/H 12/2 Wyoming	79	72
L/A 12/6 Michigan (8)	55	80
L/A 12/7 Purdue	75	81
L/H 12/9 Texas Tech	60	76
L/H 12/14 Houston	58	64
L/A 12/20 Southern California	73	79
L/A 12/21 Southern California	64	79
<b>Big Eight Holiday Tournament</b>		
L/KC 12/26 Kansas State	78	100
L/KC 12/28 Oklahoma	66	75
L/KC 12/30 Colorado	58	80
W/A 1/6 Iowa State	55	52
W/H 1/11 Missouri (OT)	74	69
L/A 1/14 Kansas	48	74
W/H 1/18 Oklahoma City	74	65
L/A 2/1 Missouri	60	78
L/H 2/3 Kansas State (OT)	66	73
W/H 2/8 Oklahoma State (2OT)	76	69
W/H 2/10 Oklahoma State	54	53
L/H 2/15 Colorado	52	60
L/A 2/17 Kansas State	48	50
W/H 2/22 Iowa State	57	55
L/H 2/24 Kansas	55	64
L/A 2/29 Oklahoma State	45	81
L/A 3/2 Oklahoma	76	82
L/A 3/9 Colorado	73	89

**Season Notes:** After guiding Idaho to a 22-5 record in 1962-63, Joe Cipriano is tabbed as the Huskers' 22nd basketball coach, replacing Jerry Bush, who resigned after the 1962-63 season...NU scored 79-72 win over Wyoming in Cipriano's debut, then lost nine straight before opening Big Eight play with a 55-52 win at Iowa State...Charlie Jones led NU in scoring (12.9) and rebounding (6.8).

**1964-65 Won 10, Lost 15**

(5-9 in Big Eight, tie 6th)  
Home: 8-4 (3-4) Away: 2-11 (2-5)  
Coach: Joe Cipriano

	NU	Opp.
L/A 12/3 Wyoming	68	94
W/H 12/5 Purdue	96	85
W/H 12/7 South Dakota	74	63
W/H 12/12 Michigan (1)	74	73
L/A 12/18 Texas	73	77
L/A 12/20 Texas Tech	78	82
W/H 12/21 California	87	80
W/H 12/22 California	63	59
<b>Big Eight Holiday Tournament</b>		
L/KC 12/28 Colorado	52	70
L/KC 12/29 Oklahoma State	61	74
L/KC 12/30 Iowa State	62	69
L/H 1/4 Kansas	56	66
L/A 1/9 Oklahoma State	54	93
L/A 1/11 Oklahoma	82	89
W/H 1/18 Iowa State	88	77
L/H 1/23 Oklahoma State	53	55
L/A 2/6 Colorado	52	62
W/A 2/9 Kansas State	62	57
W/H 2/13 Colorado	66	59
L/A 2/15 Missouri	74	92
W/A 2/20 Iowa State	69	65
L/A 2/23 Kansas	62	71
W/H 2/27 Oklahoma	67	63
L/A 3/2 Missouri	66	84
L/H 3/8 Kansas State	67	79

**Season Notes:** Fred Hare's buzzer-beater gave Huskers 74-73 homecourt upset win over top-ranked Michigan...Hare led NU in both scoring (15.2 ppg) and rebounding (7.4 rpg)...NU started 5-3, then dropped six-straight and nine of its next 10 to assure 15th-straight losing season.

**1965-66 Won 20, Lost 5**

(12-2 in Big Eight, 2nd)  
Home: 11-0 (7-0) Away: 9-5 (5-2)  
Coach: Joe Cipriano

	NU	Opp.
W/A 12/1 Wisconsin	101	88
W/H 12/7 Oregon State	75	63
L/A 12/10 California	71	87
W/A 12/11 California	70	68
W/H 12/14 Texas	75	64

W/H 12/18 South Dakota	77	60
W/H 12/20 Stanford	71	67
<b>Big Eight Holiday Tournament</b>		
W/KC 12/27 Missouri (OT)	69	67
W/KC 12/29 Oklahoma	92	79
L/KC 12/30 Kansas	61	71
W/A 1/4 Iowa State	76	74
W/H 1/8 Missouri	82	60
W/A 1/15 Kansas State	82	71
W/H 1/18 Kansas (6)	83	75
W/H 1/22 Oklahoma	86	78
W/A 2/5 Oklahoma State (OT)	45	41
W/A 2/7 Oklahoma	85	81
L/A 2/8 9/Oklahoma City (OT)	81	85
W/H 2/12 9/Iowa State	81	70
W/A 2/19 9/Missouri	71	53
W/H 2/21 9/Colorado	70	63
L/A 2/26 8/Kansas (6)	73	110
W/H 3/1 9/Kansas State	79	69
L/A 3/5 Colorado	88	95
W/H 3/7 Oklahoma State	85	64

**Season Notes:** The frustration of 15 straight losing seasons was wiped out in the Big Red's 20-5 campaign that ended one win short of a share of the school's first league title in some 15 years...NU headed into the final week of conference play tied with Kansas for the league's top spot, but a loss at Colorado ended the Huskers' title hopes...Huskers posted only second 20-win season in school history, first in some 45 seasons...NU moved into the wire service polls for the first time ever, was rated as high as eighth and finished 11th in the final United Press International listing...Grant Simmons was first-team All-Big Eight pick and landed a spot on the USBWA District V all-star team...Stuart Lantz finished second in Big Eight sophomore-of-the-year voting to KU standout Jo Jo White...NU topped century mark for first time ever in 101-88 victory at Wisconsin to open season; later made first appearance in Big Eight Holiday tourney championship game.

**1966-67 Won 16, Lost 9**

(10-4 in Big Eight, tie 2nd)  
Home: 10-1 (6-1) Away: 6-8 (4-3)  
Coach: Joe Cipriano

	NU	Opp.
W/H 12/2 Oregon	79	56
L/A 12/7 Wyoming	98	102
W/H 12/10 Pacific	90	78
W/H 12/12 Washington State	100	75
W/H 12/13 Washington State	80	78
<b>Vanderbilt Invitational*</b>		
L/N 12/16 LaSalle*	76	99
W/N 12/17 Portland*	71	69
<b>Big Eight Holiday Tournament</b>		
L/KC 12/27 Kansas State	81	98
W/KC 12/29 Oklahoma State	73	64
L/KC 12/30 Colorado	66	73
W/A 1/7 Oklahoma State	67	57
L/A 1/9 Oklahoma	87	99
W/H 1/14 Colorado	84	80
W/H 1/26 Oklahoma	97	78
W/H 1/28 Missouri	99	82
W/A 2/4 Kansas State	67	59
L/A 2/7 Kansas (7)	58	84
W/H 2/11 Iowa State	94	82
W/A 2/18 Iowa State	76	65
W/H 2/25 Kansas State	79	71
W/A 2/28 Missouri	80	73
L/H 3/4 Kansas (4)	57	64
W/H 3/6 Oklahoma State	88	71
L/A 3/11 Colorado	57	64
<b>National Invitation Tournament</b>		
L/NYC 3/13 Marshall	88	119

**Season Notes:** Nebraska, the Big Eight preseason title favorite, finished second in the league race, three games back of first-place Kansas...the Huskers, though, landed their first National Invitation Tournament bid ever, but dropped a 119-88 decision to Marshall in the first round at Madison Square Garden...NU posted back-to-back winning seasons for first time since 1948-49 and 1949-50 campaigns...Stuart Lantz earned first-team All-Big Eight recognition and landed a spot on the USBWA District V all-star squad...Tom Baack and Nate Branch were second-team all-league picks...school-record 20-game homecourt win string snapped by Kansas in late February...after season, Coach Cipriano took Huskers on 13-game Latin American tour.

**1967-68 Won 15, Lost 10**

(8-6 in Big Eight, tie 3rd)  
Home: 9-1 (6-1) Away: 6-9 (2-5)  
Coach: Joe Cipriano

	NU	Opp.
W/H 12/4 Fullerton State	111	74
W/H 12/5 South Dakota	94	61
L/A 12/8 Washington State	70	93
W/A 12/9 Washington State	91	76

L/A	12/11	Hawaii	74	82
L/A	12/13	Hawaii	72	86
L/A	12/20	Michigan State	70	74
W/H	12/23	Wyoming	82	74
<b>Big Eight Holiday Tournament</b>				
W/KC	12/28	Oklahoma	75	65
W/KC	12/29	Oklahoma State	48	46
W/KC	12/30	Kansas State	66	62
L/A	1/5	Iowa State	70	85
L/A	1/9	Kansas State	62	78
W/H	1/13	Missouri	75	66
W/H	1/27	Oklahoma	110	90
W/H	2/1	Colorado	87	73
W/A	2/3	Oklahoma State	63	62
W/A	2/5	Oklahoma	89	83
W/H	2/10	Kansas State	92	68
L/A	2/17	Kansas	60	71
W/H	2/19	Oklahoma State	82	73
L/A	2/24	Colorado	73	75
W/H	2/27	Kansas	76	69
L/H	3/1	Iowa State (OT)	92	93
L/A	3/7	Missouri	70	91

**Season Notes:** For the first time ever, NU had two 1,000-point career scorers on the floor at the same time, as Tom Baack and Stuart Lantz reached that plateau during the 1967-68 campaign...Baack finished three-year career with a then-school-record 1,293 points and would later become Husker assistant coach...Lantz logged 1,266 points over his three-year career and was a first-team All-Big Eight pick and a District V all-star as a senior...Lantz was a third-round draft pick of the National Basketball Association's San Diego Rockets and would go on to play eight seasons of pro hoops...Baack was a 10th-round pick of the Detroit Pistons...NU won its first Big Eight Holiday title, scoring wins over Oklahoma, Oklahoma State and Kansas State...Huskers' post third straight .500 or better record, a feat the school hadn't accomplished since a three-year string from 1929 through 1931.

**1968-69 Won 12, Lost 14**

(5-9 in Big Eight, tie 6th)  
**Home:** 8-3 (4-3) **Away:** 4-11 (1-6)  
**Coach:** Joe Cipriano

W/H	11/30	Wisconsin	68	55
L/A	12/6	Oregon State	67	79
W/A	12/7	Oregon	85	77
W/H	12/10	Wichita State (3OT)	94	92
W/H	12/14	Augustana (S.D.)	73	56
W/H	12/16	Michigan State	73	59
<b>Sun Devil Classic*</b>				
L/A	12/20	Arizona State*	76	83
L/N	12/21	California* (15)	73	86
L/A	12/23	Arizona	63	68
<b>Big Eight Holiday Tournament</b>				
L/KC	12/26	Kansas (8)	56	82
W/KC	12/28	Oklahoma	70	47
W/KC	12/30	Missouri	76	70
L/H	1/4	Kansas (5)	52	56
L/A	1/7	Kansas State	72	95
L/A	1/25	Iowa State (OT)	93	99
L/H	1/27	Oklahoma State	52	76
W/H	2/1	Missouri	87	71
W/H	2/3	Oklahoma	90	83
L/A	2/8	Colorado (20)	81	83
L/A	2/11	Missouri	60	79
L/H	2/15	Iowa State (OT)	74	75
L/A	2/22	Kansas (16)	73	79
W/H	2/24	Colorado (18)	79	65
W/H	3/1	Kansas State	88	71
L/A	3/6	Oklahoma State	63	72
W/A	3/8	Oklahoma	70	64

**Season Notes:** Leroy Chalk led Big Eight in field goal percentage with a .538 mark and grabbed a then-school-record 257 rebounds...another sophomore, Marvin Stewart, led NU in scoring with a 14.6 average...Huskers started Big Eight play 0-4, then went 5-5 in final 10 league games.

**1969-70 Won 16, Lost 9**

(7-7 in Big Eight, tie 3rd)  
**Home:** 10-1 (6-1) **Away:** 6-8 (1-6)  
**Coach:** Joe Cipriano

W/H	12/1	California-Irvine	76	73
W/A	12/4	Augustana (S.D.)	75	56
W/A	12/6	Wichita State (OT)	81	79
W/H	12/9	Duquesne (7)	82	77
L/A	12/12	Houston*	82	112
W/N	12/13	Texas A&M*	78	69
W/H	12/15	Northern Michigan	92	68
W/H	12/20	Arizona	79	69
<b>Big Eight Holiday Tournament</b>				
L/KC	12/27	Colorado	60	72
W/KC	12/29	Iowa State	74	66
W/KC	12/30	Kansas (16)	78	73

L/A	1/6	Iowa State	70	72
L/H	1/13	Kansas State	64	71
W/H	1/17	Colorado	60	58
W/A	1/31	Oklahoma	70	60
L/A	2/2	Oklahoma State	58	81
W/H	2/7	Kansas	54	73
L/A	2/10	Colorado	89	76
W/H	2/14	Missouri	60	48
L/A	2/17	Kansas	87	100
L/A	2/21	Kansas State (18)	62	69
W/H	2/23	Oklahoma	79	66
L/A	2/28	Missouri	63	80
W/H	3/2	Oklahoma State	61	55
W/H	3/7	Iowa State	87	81

\*Houston, Texas

**Season Notes:** Huskers won nine of first 11 games, went 7-7 in Big Eight to finish 16-9 overall...Tom Scantlebury led team in scoring with a 14.5 average, but junior Marvin Stewart, the Huskers' top point producer in 1968-69, averaged 14.3 points through 14 games, then missed last 11 games because of academic problems...Leroy Chalk led team in rebounding for second-straight season with a 9.4 average.

**1970-71 Won 18, Lost 8**

(8-6 in Big Eight, 4th)  
**Home:** 10-2 (5-2) **Away:** 8-6 (3-4)  
**Coach:** Joe Cipriano

W/A	12/1	Wyoming	68	63
W/H	12/5	Iowa	73	71
W/H	12/7	Northern Iowa	95	71
W/A	12/11	Texas Christian	69	64
L/A	12/12	Southern Methodist	75	80
W/H	12/14	Nevada-Reno	116	71
<b>Husker Classic*</b>				
W/H	12/18	Miami (Fla.)*	85	58
W/H	12/19	Colorado State*	69	65
W/A	12/23	Wichita State	72	71
<b>Big Eight Holiday Tournament</b>				
W/KC	12/28	Oklahoma State	71	58
W/KC	12/29	Colorado	77	67
L/KC	12/30	Kansas (12)	52	72
L/A	1/9	Kansas State	69	70
W/H	1/16	Iowa State	84	62
W/H	1/30	Oklahoma State	80	59
L/A	2/1	Oklahoma	67	79
L/H	2/6	Kansas (5)	67	81
W/A	2/9	Iowa State (OT)	69	67
W/H	2/13	Missouri	81	72
W/A	2/16	Colorado	65	63
W/A	2/20	Oklahoma State	57	55
L/H	2/22	Oklahoma	56	65
L/H	2/27	Missouri	65	77
W/H	3/2	Kansas State	87	71
W/H	3/6	Colorado	85	71
L/A	3/13	Kansas (5)	54	59

**Season Notes:** Marvin Stewart became first NU player to average 20 points in a season, finished with school-record 21.4 point-per-game average...Stewart led Big Eight in free-throw percentage at .824, became third NU player to top 1,000-point plateau for career, finished with 1,138 points...Stewart was first-team All-Big Eight pick and was named to all-tourney team at Big Eight Holiday Tournament...NU center Chuck Jura hit school-record and Big Eight-best .592 from field...NU won own Husker Classic and later advanced to title game of Big Eight Holiday Tournament for first time ever (lost to KU in title game, 72-52)...Cipriano became first 100-game winner in school history with Huskers' 69-64 win at Texas Christian...Moe Iba joined Cip's staff as freshman coach...KU won Big Eight title with 14-0 record, first unbeaten champ since Kansas State in 1958-59.

**1971-72 Won 14, Lost 12**

(7-7 in Big Eight, 4th)  
**Home:** 11-3 (6-1) **Away:** 3-9 (1-6)  
**Coach:** Joe Cipriano

W/H	12/1	Wyoming	81	63
L/H	12/3	San Diego State	61	63
L/H	12/4	Wichita State	61	74
L/A	12/6	Duquesne	53	75
W/H	12/11	Southern Methodist	84	76
<b>Husker Classic*</b>				
W/H	12/17	Idaho*	90	49
W/H	12/18	LaSalle*	75	60
L/A	12/21	Iowa	77	86
W/H	12/23	San Jose State	80	63
<b>Big Eight Holiday Tournament</b>				
L/KC	12/27	Missouri	64	76
W/KC	12/29	Oklahoma State	64	56
W/KC	12/30	Oklahoma	84	68
W/H	1/8	Oklahoma State	73	59
W/H	1/10	Oklahoma	77	70
W/H	1/15	Colorado	67	55

W/A	1/26	Oklahoma State	64	63
L/A	1/29	Kansas (OT)	55	57
W/H	2/1	Kansas State	61	60
L/A	2/7	Oklahoma	70	72
W/H	2/12	Iowa State	76	71
L/A	2/15	Missouri (15)	65	80
W/H	2/19	Kansas	99	78
L/A	2/26	Colorado	57	67
L/H	3/4	Missouri (19)	54	61
L/A	3/6	Iowa State	67	76
L/A	3/11	Kansas State (OT)	76	81

**Season Notes:** Center Chuck Jura was first-team All-Big Eight pick and first-team Academic All-Big Eight...Jura led NU in both scoring (21.2) and rebounding (11.7)...his 11.7 rebound average was a school record and topped Big Eight...Jura finished his career with totals of 1,255 points and 740 rebounds...NU won Husker Classic for second-straight season.

**1972-73 Won 9, Lost 17**

(4-10 in Big Eight, tie 6th)  
**Home:** 4-5 (2-5) **Away:** 5-12 (2-5)  
**Coach:** Joe Cipriano

W/H	11/24	North Texas	64	46
L/A	12/1	Wyoming	59	65
<b>Mountaineer Classic*</b>				
L/N	12/8	California*	50	75
W/N	12/9	Air Force*	57	53
W/H	12/11	Texas Christian	72	58
<b>Kentucky Invitational**</b>				
L/A	12/15	Kentucky**	60	85
L/N	12/16	Colorado State**	51	57
<b>Big Eight Holiday Tournament</b>				
L/KC	12/27	Iowa State	64	75
W/KC	12/29	Kansas	74	72
L/KC	12/30	Oklahoma State	73	75
W/N	1/4	Georgia State***	63	54
L/N	1/6	North Carolina**** (9)	62	79
L/H	1/13	Oklahoma State	55	68
W/H	1/15	Oklahoma	74	67
L/H	1/27	Missouri (7)	65	78
L/A	1/30	Iowa State	60	81
L/H	2/3	Kansas State (18)	55	82
L/H	2/6	Colorado	59	67
W/A	2/10	Kansas	59	46
L/A	2/17	Oklahoma	59	67
W/A	2/19	Oklahoma State	76	64
W/H	2/24	Kansas	62	59
L/H	2/27	Iowa State	76	82
L/A	3/3	Kansas State (16)	70	97
L/A	3/6	Colorado	63	71
L/A	3/10	Missouri (15)	70	86

\*Morgantown, West Virginia  
 \*\*Lexington, Ky.  
 \*\*\*Decatur, Ga.  
 \*\*\*\*Greensboro, N.C.

**Season Notes:** Without departed All-Big Eight center Chuck Jura, Huskers finished 9-17...NU's last losing season until 1987-88...freshman Jerry Fort led NU in scoring with 14.5 average, first Husker frosh ever to lead team in that department.



Grant Simmons was NU's first academic All-Big Eight player.



1973-74 Won 14, Lost 12

(7-7 in Big Eight, 4th)

Home: 11-2 (5-2) Away: 3-10 (2-5)

Coach: Joe Cipriano

	NU	Opp.
W/H 12/1 Wyoming	70	62
W/H 12/3 Minnesota-Duluth	77	50
<b>Vanderbilt Invitational*</b>		
L/A 12/7 Vanderbilt*	58	82
L/N 12/8 Middle Tennessee State*	65	76
W/H 12/11 Georgia State (OT)	78	75
W/H 12/14 Northeast Missouri St.	67	54
W/H 12/15 MacMurray	76	50
W/H 12/20 Northern Iowa	73	55

**Big Eight Holiday Tournament**

L/KC 12/27 Kansas State (18)	47	68
W/KC 12/28 Oklahoma State	69	62
L/KC 12/29 Kansas	66	75
L/A 1/7 Wichita State	58	66
L/A 1/12 Kansas	64	79
W/H 1/19 Oklahoma	63	58
L/H 1/22 Kansas State	65	73
L/A 1/26 Oklahoma State	66	79
L/A 1/28 Oklahoma	63	85
W/H 2/5 Iowa State (3OT)	91	88
W/H 2/9 Missouri	75	58
L/A 2/12 Colorado	64	65
W/A 2/16 Missouri	88	87
W/H 2/23 Oklahoma State	71	63
L/H 2/26 Kansas (15)	46	51
W/A 3/2 Kansas State	58	54
W/H 3/5 Colorado	65	42
L/A 3/9 Iowa State	58	76

\*Nashville, Tenn.

**Season Notes:** Sophomore guard Jerry Fort led NU in scoring for second-straight season with 18.0 average and was first-team All-Big Eight pick...Huskers toured Italy following season and finished 2-5 on their three-week journey.

1974-75 Won 14, Lost 12

(7-7 in Big Eight, 4th)

Home: 8-3 (5-2) Away: 6-9 (2-5)

Coach: Joe Cipriano

	NU	Opp.
W/H 11/30 South Dakota State	87	72
<b>Sun Devil Classic*</b>		
W/N 12/6 Long Beach State*	67	55
L/A 12/7 Arizona State*	62	83
W/A 12/10 North Texas	69	56
W/H 12/14 Wichita State	78	65
L/H 12/17 San Jose State	66	80

**Indiana Classic\*\***

W/N 12/20 Southern Methodist**	69	67
L/A 12/21 Indiana** (2)	60	97
W/H 12/23 Vanderbilt	81	66

**Big Eight Tournament**

W/KC 12/26 Oklahoma (18)	75	64
L/KC 12/28 Kansas	62	63
L/KC 12/30 Kansas State	63	80
W/H 1/18 Kansas State	74	61
W/A 1/22 Oklahoma	68	61
W/H 1/25 Colorado	85	59
W/H 1/29 Oklahoma State	73	58
L/A 2/1 Missouri	74	88
L/A 2/5 Kansas	44	72
W/H 2/8 Iowa State	75	62
L/H 2/12 Oklahoma (OT)	57	65
L/A 2/15 Colorado	61	62
L/A 2/19 Kansas State	64	65
W/H 2/22 Missouri	80	77
W/A 2/26 Oklahoma State	59	58
L/H 3/5 Kansas (2OT)	77	79
L/A 3/8 Iowa State	69	82

**Season Notes:** For third-straight season, Jerry Fort led NU in scoring at 20.2 points per game, and in process, became only third Husker to ever average 20-plus points in season...Fort earned first-team All-Big Eight honors for second-straight season...NU started Big Eight play 4-0, finished first half 5-2, but went 2-5 in second half and finished 7-7 in league...three of losses during second half of league schedule were by a combined four points...Fort scored school-record 40 points in Huskers' homecourt win over Missouri...his scoring outburst broke the old mark of 38 held by Tom Russell during the 1961-62 season.

1975-76 Won 19, Lost 8

(10-4 in Big Eight, 3rd)

Home: 9-4 (5-2) Away: 10-4 (5-2)

Coach: Joe Cipriano

	NU	Opp.
L/H 11/28 Illinois	58	60
W/H 11/29 Northwestern	79	68
L/A 12/2 Iowa	65	72
L/H 12/6 Washington (20)	63	75
W/H 12/10 St. Mary's (Calif.)	68	57
<b>Roadrunner Invitational*</b>		
W/N 12/19 Pacific*	85	59
W/A 12/20 New Mexico State*	79	75
W/A 12/22 Vanderbilt	68	57

**Big Eight Holiday Tournament**

L/KC 12/27 Kansas	66	69
W/KC 12/29 Oklahoma	75	53
W/KC 12/30 Oklahoma State	56	49
W/H 1/3 South Dakota	72	59
W/H 1/6 South Carolina	69	68
W/A 1/17 Kansas State	65	59
W/H 1/21 Oklahoma	68	67
W/A 1/24 Colorado	66	64
W/A 1/28 Oklahoma State	52	48
L/H 1/31 Missouri (13)	57	62
W/H 2/4 Kansas	57	54
W/A 2/7 Iowa State	66	56
L/A 2/11 Oklahoma	60	65
W/H 2/14 Colorado	80	61
L/H 2/18 Kansas State	53	65
L/A 2/21 Missouri (OT, 14)	84	95
W/H 2/28 Oklahoma State	60	54
W/A 3/3 Iowa State	62	58
W/H 3/6 Iowa State	82	66

\*Las Cruces, N.M.

**Season Notes:** Jerry Fort was a first-team All-Big Eight selection for third-straight season, finished career with NU-record 1,882 points...Huskers reached 19-win mark for first time since a 20-5 record in 1965-66...Larry Cox led the Big Eight and set an NU single-season record for field-goal percentage with a .672 mark...Cox shot a Big Eight record .625 from the field for his career...as a team, the Huskers led Big Eight and finished eighth nationally in scoring defense, yielding 62.8 points per game...NU says good-bye to the NU Coliseum, the home of Husker basketball since the 1925-26 season, with an 82-66 victory over Iowa State, March 6, 1975.

1976-77 Won 15, Lost 14

(7-7 in Big Eight, 5th)

Home: 7-4 (5-2) Away: 8-10 (2-5)

Coach: Joe Cipriano

	NU	Opp.
L/H 11/27 Iowa	57	71
W/A 11/29 Washington (OT)	59	58
L/A 12/1 Hawaii-Hilo	66	71
W/A 12/2 Hawaii	64	59
W/A 12/3 Hawaii	60	59
L/H 12/8 Minnesota	58	66
L/A 12/11 Illinois	63	67
W/H 12/13 Northwest Missouri St.	88	53
W/A 12/20 Northwestern	71	68
W/H 12/22 Mankato State	64	61

**Big Eight Holiday Tournament**

L/KC 12/28 Colorado	50	55
W/KC 12/29 Iowa State	75	55
W/KC 12/30 Oklahoma	66	56
L/A 1/3 South Carolina	49	54
L/H 1/8 Kansas State	52	57
W/H 1/12 Colorado	69	54
W/A 1/15 Iowa State	49	48
L/H 1/19 Oklahoma	58	65
L/A 1/22 Missouri	63	76
W/H 1/26 Kansas	60	57
W/H 1/29 Oklahoma State	66	54
W/A 2/2 Colorado	73	62
W/H 2/5 Iowa State	66	51
L/A 2/9 Kansas State	62	67
W/H 2/12 Missouri	60	58
L/A 2/16 Oklahoma	62	72
L/A 2/19 Kansas	66	74
L/A 2/23 Oklahoma State	60	62
<b>Big Eight Tournament</b>		
L/A 2/26 Kansas	58	61

**Season Notes:** After some 50 years of play in the NU Coliseum, Nebraska moved into the 15,000-seat NU Sports Complex, which would later be renamed the Bob Devaney Sports Center after the Huskers' longtime football coach and athletic director...Huskers led the Big Eight and ranked sixth nationally in scoring defense at 61.1 points per game, lowest since 1958-59 squad allowed 60.2 points per game...Nebraska and Creighton met for the first time since the 1931-32 season...first year Big Eight sponsored a season-ending tournament to determine league's automatic bid to the NCAA Tournament.

1977-78 Won 22, Lost 8

(9-5 in Big Eight, 2nd)

Home: 15-2 (5-2) Away: 7-6 (4-3)

Coach: Joe Cipriano

	NU	Opp.
W/H 12/2 Missouri Southern	61	54
W/H 12/9 Creighton	65	58
W/H 12/10 South Dakota	74	64
W/H 12/12 Nevada-Reno	67	50
W/H 12/16 California-Davis	69	64
W/H 12/17 Mississippi	80	70
W/A 12/19 Minnesota	63	49
W/H 12/21 Western Illinois	73	72
W/H 12/23 Montana State	104	60

**Big Eight Holiday Tournament**

W/KC 12/27 Oklahoma State	70	58
L/KC 12/29 Kansas State	60	69
W/KC 12/30 Oklahoma	75	68
W/A 1/7 Kansas State	77	63
L/A 1/11 Colorado	64	73
L/H 1/14 Iowa State	59	65
W/A 1/18 Oklahoma	78	64
W/H 1/21 Missouri	56	55
W/A 1/25 Kansas (8)	62	58
W/H 1/28 Oklahoma State	63	57
W/H 2/1 Colorado	86	75
W/A 2/4 Iowa State	62	56
W/H 2/8 19/Kansas State	63	50
L/A 2/11 19/Missouri	52	74
L/H 2/15 Oklahoma	68	74
L/A 2/18 Kansas (6)	70	75
W/A 2/25 Oklahoma State	67	56

**Big Eight Tournament**

W/ 2/28 Oklahoma State	71	63
L/KC 3/3 Missouri	58	61


**National Invitation Tournament**

W/H 3/8 Utah State	67	66
L/A 3/15 Texas (17)	48	67

**Season Notes:** Nebraska earned first postseason tournament bid since 1966-67, advanced to second round of NIT before being knocked out by eventual champion Texas...NU tied school record for season victories and its second-place league finish was its highest since 1965-66 season...Brian Banks earned first-team All-Big Eight honors, while Carl McPipename named one of 12 All-America centers, as selected by Citizens Saving Athletic Foundation...NU led Big Eight and ranked eighth nationally in scoring defense, allowing 62.9 points per game...NU was only Big Eight team to beat league champion Kansas...Coach Cipriano picked up his 200th win at NU with Huskers' victory over Missouri Southern.



Marvin Stewart scored 1,138 points in only 66 games as a Husker.



Joe Cipriano ranks as the school's all-time winningest coach with 253 victories in 17 seasons.

**1978-79 Won 14, Lost 13**

(7-7 in Big Eight, 5th)  
**Home:** 9-2 (6-1) **Away:** 5-11 (1-6)  
**Coach:** Joe Cipriano

	NU	Opp.
W/A 11/24 Alabama-Birmingham	64	55
W/H 11/25 ArkansasTech	70	59
W/H 11/28 Minnesota	58	48
L/H 12/2 Purdue	47	58
L/A 12/9 Creighton	61	78
W/H 12/13 SacramentoState	91	56
L/N 12/16 Mississippi*	67	70
<b>Rebel Roundup**</b>		
W/N 12/22 Cal-Santa Barbara	75	55
L/A 12/23 UNLV (18)	63	79
<b>Big Eight Holiday Tournament</b>		
W/KC 12/28 Missouri(OT)	58	56
L/KC 12/29 Colorado	61	74
W/KC 12/30 Oklahoma	69	53
W/A 1/6 Iowa State	72	68
L/A 1/13 Colorado	61	64
W/H 1/17 KansasState	55	53
L/A 1/20 Missouri	60	76
W/H 1/24 Oklahoma	74	56
W/H 1/27 Kansas(OT)	66	64
L/A 1/31 OklahomaState	57	66
W/H 2/3 Colorado	79	52
L/A 2/7 KansasState	46	58
L/H 2/10 Iowa State	46	48
L/A 2/14 Oklahoma	58	79
W/H 2/17 Missouri	76	64
L/A 2/21 Kansas	59	66
W/H 2/24 OklahomaState	76	67
<b>Big Eight Tournament</b>		
L/A 2/28 KansasState (2OT)	60	61

\*Biloxi, Miss.  
 \*\*Las Vegas, Nev.

**Season Notes:** Huskers led the Big Eight and ranked ninth nationally in team defense at 62.3 ppg...NU's 17-for-17 effort vs. free-throw line at Oklahoma State stands as best single-game free-throw percentage mark in school history...Andre Smith was a

second-team UPI All-Big Eight pick and led team in scoring at 13.5 ppg...Carl McPipe, one half of the Huskers' "Hammond Hustlers," was named to USBWA District V all-star team and finished career with 1,300 points...the other half of the "Hammond Hustlers," Brian Banks, ended career with 1,150 points...final year of Big Eight Holiday Tournament, an event that started in 1946.

**1979-80 Won 18, Lost 13**

(8-6 in Big Eight, tie 2nd)  
**Home:** 14-2 (5-2) **Away:** 4-11 (5-2)  
**Coach:** Joe Cipriano  
**Assistant Coach:** Moe Iba

	NU	Opp.
W/H 11/30 South Dakota State	100	83
W/H 12/1 Portland State	74	52
W/H 12/3 Eastern Washington	82	68
W/H 12/8 Creighton	64	55
L/A 12/11 Purdue (9)	56	78
W/H 12/13 California-Bakersfield	94	80
L/A 12/15 Minnesota	58	75
W/H 12/22 Ala.-Birmingham (4OT)	92	84
<b>Rainbow Classic*</b>		
W/N 12/27 Wisconsin* (OT)	83	82
L/N 12/29 Hawaii*	55	67
L/N 12/30 Louisville* (12)	58	65
L/A 1/2 Idaho	55	64
W/H 1/4 Wisconsin-Oshkosh	96	72
W/H 1/5 Angelo State	83	70
W/A 1/9 Iowa State	58	50
L/H 1/12 Missouri (13)	63	84
W/H 1/16 Kansas	64	57
W/A 1/19 Colorado	53	44
W/H 1/23 Oklahoma State (OT)	74	73
L/A 1/26 Kansas State (2OT)	64	66
W/H 1/30 Oklahoma	59	58
L/A 2/2 Missouri (14)	60	73
W/A 2/5 Kansas	61	56
W/H 2/9 Iowa State	69	66
L/A 2/13 Oklahoma State	68	83
L/H 2/16 Colorado	55	56
W/H 2/20 Kansas State	70	58
L/A 2/23 Oklahoma	60	78
<b>Big Eight Tournament</b>		
W/H 2/26 Oklahoma	75	68
L/KC 2/29 Kansas State	59	60
<b>National Invitation Tournament</b>		
L/A 3/6 Michigan	69	76

\*Honolulu, Hawaii

**Season Notes:** Picked to finish sixth in a preseason poll of Big Eight media, NU wound up in second-place tie and earned its third NIT berth...Huskers' had longest game ever, a four-time overtime affair, against Alabama-Birmingham...Joe Cipriano, who was stricken with cancer, was named UPI Big Eight Co-Coach-of-the-Year with assistant Moe Iba, who guided Huskers in "Cip's" absence...Iba was tabbed AP Big Eight Coach-of-the-Year and NABC District 12 Coach-of-the-Year...Andre Smith led team in scoring for second-straight season with a 19.4 average and was first-team AP/UPI All-Big Eight performer and AP Honorable-mention All-American...Jack Moore was second-team AP All-Big Eight pick.

**1980-81 Won 15, Lost 12**

(9-5 in Big Eight, tie 2nd)  
**Home:** 11-4 (6-1) **Away:** 4-8 (3-4)  
**Coach:** Moe Iba

	NU	Opp.
L/H 11/28 Wyoming(OT)	59	62
L/H 11/29 Idaho	53	64
L/A 12/6 Creighton(OT)	61	66
W/H 12/9 Penn State	75	50
<b>Utah Classic*</b>		
W/N 12/12 Loyola (Calif.)*	67	66
L/A 12/13 Utah*	55	57
W/H 12/20 Northwest Missouri St.	79	59
W/H 12/22 Colorado State	54	48
W/H 12/23 Montana	69	46
L/A 12/27 Ball State	62	67
L/A 12/30 Arkansas	52	64
W/H 1/5 Sonoma State	84	49
W/H 1/14 Kansas State	59	49
L/A 1/17 Oklahoma State	70	81
L/H 1/21 Colorado	59	62
W/H 1/24 Missouri	66	53
W/A 1/28 Iowa State	61	56
W/H 1/31 Kansas (18)	57	54
W/A 2/4 Oklahoma	71	59
W/H 2/7 Oklahoma State	62	54
W/A 2/11 Colorado	57	56
L/A 2/14 Kansas State	49	66
W/H 2/18 Iowa State	81	61
L/A 2/21 Missouri	45	55
L/A 2/25 Kansas	49	75
W/H 2/28 Oklahoma	90	63
<b>Big Eight Tournament</b>		
L/H 3/3 Colorado	66	70

**Season Notes:** Coach Joe Cipriano died after year-long battle against cancer three days before season opener, Moe Iba was named Huskers' acting head coach...Iba was UPI Big Eight Coach-of-the-Year for leading NU to its second-straight second-place league finish...Andre Smith was AP/UPI Big Eight Player-of-the-Year, first-team AP/UPI All-Big Eight selection, USBWA District V performer and an AP Honorable-Mention All-American...Smith led league in scoring for conference games only with a 19.5 average, while his .589 field-goal percentage mark for all games topped league, too...Jack Moore was second-team AP All-Big Eight and a CoSIDA second-team Academic All-American...Moore led league in free-throw percentage (.922)...Devaney Center-record crowd of 15,038 watched NU stop Oklahoma State, 62-54.

**1981-82 Won 16, Lost 12**

(7-7 in Big Eight, tie 4th)  
**Home:** 11-3 (5-2) **Away:** 5-9 (2-5)  
**Coach:** Moe Iba

	NU	Opp.
L/A 11/27 Wyoming	48	62
W/H 11/30 Wisconsin-Stevens Pt.	74	45
W/H 12/5 Creighton	86	46
W/H 12/7 South Dakota State	70	51
W/A 12/9 Baylor	64	63
W/H 12/19 Ball State	71	57
L/A 12/21 Penn State	58	60
L/A 12/23 Colorado State (OT)	51	58
<b>Holiday Classic*</b>		
W/N 12/28 Air Force*	63	47
W/A 12/29 Northern Iowa*	53	42
W/H 1/6 Sacramento State	93	61
L/H 1/9 Arkansas (11)	50	51
W/H 1/13 Kansas	75	55
L/H 1/16 Missouri (2)	42	44
L/A 1/20 Oklahoma State	50	52
W/H 1/23 Iowa State	60	47
L/A 1/27 Oklahoma	48	51
W/A 1/30 Colorado	74	57
L/H 2/3 Kansas State (119)	64	75
W/A 2/6 Missouri (1)	67	51
W/H 2/10 Oklahoma State	75	63
L/A 2/13 Kansas	63	66
W/H 2/15 Oklahoma	65	51
L/A 2/20 Iowa State	61	63
W/H 2/24 Colorado	79	57
L/A 2/27 Kansas State	50	67
<b>Big Eight Tournament</b>		
W/H 3/2 Oklahoma State	60	49
L/KC 3/5 Missouri (5)	53	58

\*Cedar Falls, Iowa

**Season Notes:** NU scored one its biggest wins ever, a 67-51 victory at 19-0 and No. 1-ranked Missouri...Jack Moore earned Naismith Award, given annually to nation's best player under 6-0 tall, and was AP/UPI first-team All-Big Eight pick and third-team UPI All-American...Moore joined 1,000-point club, finishing career with 1,204 points...Moore hit Big Eight-record .939 from free throw line for season, .901 mark for career was best ever by Big Eight performer and second-best all-time in NCAA Division I history at that time.

**1982-83 Won 22, Lost 10**

(9-5 in Big Eight, tie 3rd)  
**Home:** 17-1 (6-1) **Away:** 5-9 (3-4)  
**Coach:** Moe Iba

	NU	Opp.
W/H 11/26 Denver	94	58
L/A 11/29 Montana	51	61
W/A 12/4 Creighton	65	62
W/H 12/8 Missouri-Kansas City	69	50
W/H 12/11 Baylor	59	56
W/H 12/18 Wyoming	68	57
W/H 12/20 Missouri Western	93	43
<b>Hoosier Classic*</b>		
W/N 12/29 Cornell*	66	56
L/N 12/30 Indiana* (1)	50	67
L/N 1/3 Arkansas** (11)	58	64
W/H 1/7 Mesa	94	57
W/H 1/15 Southwest Missouri St.	98	46
W/A 1/18 Iowa State	59	54
L/A 1/22 Colorado	69	72
W/H 1/26 Kansas State	59	43
L/A 1/29 Missouri (13)	56	79
W/H 2/2 Oklahoma	60	59
W/H 2/5 Kansas	68	61
L/A 2/9 Oklahoma State (2OT)	63	71
W/H 2/12 Colorado	68	56
W/A 2/16 Kansas State	56	45
W/H 2/19 Iowa State	67	66
L/A 2/24 Oklahoma	71	84
L/H 2/26 Missouri (15)	51	54
W/A 3/2 Kansas	60	58
W/H 3/5 Oklahoma State	77	68

**Big Eight Tournament**

W/H	3/8	Iowa State	94	71
L/KC	3/11	Missouri (12)	63	69

**National Invitation Tournament**

W/H	3/17	Tulane	72	65
W/H	3/21	Iona	85	73
W/H	3/24	Texas Christian	67	57
L/NY	3/28	DePaul	58	68

\*Indianapolis, Ind.  
\*\*Little Rock, Ark.

**Season Notes:** Nebraska tied school record for victories in a 22-10 season, and advanced further in postseason play than any previous Husker squad by reaching the semifinals of the National Invitation Tournament...freshman Dave Hoppen, who set seven NU freshman records and led the Huskers in scoring with a 13.9 average, was a second-team All-Big Eight pick, and was named to the All-National Invitation Tournament team and the league's all-freshman team.



Carl McPipe is ninth on the Husker career scoring list and seventh on the career rebounding chart.

**1983-84 Won 18, Lost 12**

(7-7 in Big Eight, 3rd)

Home: 11-6 (3-4) Away: 7-6 (4-3)

Coach: Moe Iba

		NU	Opp.
W/H	11/26	Augustana (S.D.)	113 69
L/H	11/29	Texas Tech	45 59
W/H	12/3	Creighton	65 56
W/A	12/5	Wisconsin (2OT)	71 69
W/H	12/7	Northeast Missouri St.	82 61
W/H	12/10	Arkansas (15)	67 54
W/H	12/17	Northern Iowa	90 64
W/A	12/20	Wyoming	67 64
<b>Cotton States Classic*</b>			
L/A	12/28	Georgia Tech*	49 66
L/N	12/29	Michigan State*	45 58
W/H	1/4	Colorado State	56 54
W/H	1/7	Northwest Missouri St.	93 67
W/H	1/14	Eastern Washington	105 71
W/A	1/18	Iowa State	64 63
L/H	1/21	Missouri	48 50
L/A	1/25	Kansas	61 77
L/A	1/28	Colorado	57 60
W/H	2/1	Oklahoma State (OT)	54 52
W/A	2/4	Kansas State	47 46
L/H	2/8	Oklahoma (10)	67 78
W/A	2/11	Missouri (OT)	61 56
L/H	2/15	Kansas	66 67
L/H	2/18	Iowa State	48 69
W/A	2/22	Oklahoma State	67 64
W/H	2/25	Colorado	75 67
W/H	2/28	Kansas State	63 56
L/A	3/1	Oklahoma (6)	70 79
<b>Big Eight Tournament</b>			
L/H	3/7	Kansas State	39 41
<b>National Invitation Tournament</b>			
W/A	3/15	Creighton	56 54
L/A	3/19	Xavier (Ohio)	57 58

\*Atlanta, Ga.

**Season Notes:** Nebraska earned back-to-back postseason tourna-

ment bids for the first time in school history, advanced to the second round of the NIT...Huskers' 11th-straight winning season...Dave Hoppen tops the 1,000-point mark in his career and earns first-team All-Big Eight honors.

**1984-85 Won 16, Lost 14**

(5-9 in Big Eight, tie 5th)

Home: 12-3 (5-2) Away: 4-11 (0-7)

Coach: Moe Iba

		NU	Opp.
W/H	11/29	Southern Colorado	89 67
W/H	12/1	South Dakota	101 69
W/H	12/3	Montana State	86 65
W/A	12/8	Creighton	78 73
W/H	12/10	Wyoming	79 65
W/H	12/12	Wisconsin	53 51
W/A	12/15	Texas Tech (OT)	79 74
L/H	12/22	Washington State	58 63
<b>Cable Car Classic*</b>			
W/N	12/28	California-Irvine*	73 67
L/A	12/29	Santa Clara*	59 78
L/A	1/3	Evansville	73 80
W/H	1/9	Wisconsin-Stevens Pt.	69 62
W/A	1/12	Colorado State (2OT)	88 78
W/H	1/16	Kansas State	75 63
L/A	1/19	Oklahoma State	66 68
W/H	1/23	Colorado	85 67
W/H	1/26	Missouri	74 66
L/A	1/30	Iowa State	65 76
L/H	2/2	Kansas (19)	80 91
L/A	2/6	Oklahoma (7)	74 83
W/H	2/9	Oklahoma State	66 48
L/A	2/13	Colorado	61 64
L/A	2/16	Kansas State	62 68
W/H	2/21	Iowa State	74 57
L/A	2/23	Missouri	50 69
L/A	2/28	Kansas (11)	65 70
L/H	3/2	Oklahoma (6)	62 65

**Big Eight Tournament**

L/A	3/5	Kansas (10)	69 74
-----	-----	-------------	-------

**National Invitation Tournament**

W/H	3/13	Canisius	79 66
L/A	3/19	UCLA	63 82

\*San Francisco, Calif.

**Season Notes:** Nebraska made third-straight National Invitation Tournament appearance and posted 12th-straight winning season...Dave Hoppen earned first-team All-Big Eight honors for the second-straight season and became first Husker to score 700 points in a season, as he finished with 704...Hoppen broke six school records...Brian Carr set four Big Eight assists records, led league in assists per game (8.1) and tied NCAA single-game record of 18 at Evansville.

**1985-86 Won 19, Lost 11**

(8-6 in Big Eight, 3rd)

Home: 10-5 (4-3) Away: 9-6 (4-3)

Coach: Moe Iba

		NU	Opp.
W/H	11/23	Wisconsin-Stout	71 53
W/H	11/26	Southern Illinois	85 50
W/A	11/30	Wyoming	64 53
L/H	12/2	California-Irvine	80 87
W/H	12/7	Creighton	71 52
W/A	12/12	Washington State	79 72
W/A	12/14	Montana State	76 59
L/H	12/20	Georgia	63 67
W/H	12/23	Arizona State	80 67
<b>Sun Bowl Classic*</b>			
L/N	12/29	Alabama*	61 78
W/N	12/30	Ohio State*	69 66
W/H	1/6	Evansville	77 70
W/H	1/11	Northeast Missouri St.	99 56
L/H	1/15	Kansas (8)	70 81
L/H	1/18	Missouri	67 68
W/A	1/22	Oklahoma State	62 61
W/H	1/25	Iowa State	75 58
L/A	1/29	Oklahoma (6)	60 87
W/A	2/1	Colorado	77 60
L/H	2/5	Kansas State***	54 64
W/A	2/8	Missouri	75 66
W/H	2/12	Oklahoma State	68 52
L/A	2/15	Kansas (3)	61 79
W/H	2/19	Oklahoma (10)	66 64
L/A	2/22	Iowa State	73 81
W/H	2/26	Colorado	79 72
W/A	3/1	Kansas State	64 60
<b>Big Eight Tournament</b>			
W/KC	3/7	Oklahoma State	82 75
L/KC	3/8	Iowa State	58 75


**NCAA Tournament**

L/N	3/14	Western Kentucky**	59 67
-----	------	--------------------	-------

\*El Paso, Texas.

\*\*Charlotte, N.C.; \*\*\*Kansas State later forfeited.

**Season Notes:** Nebraska lost All-Big Eight center Dave Hoppen



Brian Carr dished out a school-record 682 assists in his career.

for season with a knee injury in Feb. 1 game at Colorado, but rebounded to make school's first-ever NCAA Tournament appearance...Huskers' loss to Western Kentucky in NCAA first round was last game for Coach Moe Iba, who resigned following the game...Hoppen was first-team All-Big Eight pick for third-straight season, finished career with a school-record 2,167 points and became first Husker basketball player to have his jersey retired (No. 42)...during his career, Hoppen broke or tied 19 school records and five Big Eight Conference marks...Brian Carr became school's all-time assists leader...Bernard Day picked up some of the slack when Hoppen went down and shared team MVP award with the three-time All-Big Eight selection.

**1986-87 Won 21, Lost 12**

(7-7 in Big Eight, 5th)

Home: 15-2 (5-2) Away: 6-10 (2-5)

Coach: Danny Nece

		NU	Opp.
L/A	11/28	California-Irvine	101 109
W/H	12/1	Oregon	76 60
L/A	12/6	Creighton	66 78
W/A	12/10	Southern Illinois	87 85
L/A	12/14	Texas A&M	64 66
W/H	12/20	Wyoming	62 61
W/H	12/22	Detroit	71 55
W/H	12/27	Missouri-St.Louis	89 63
<b>Rochester Classic*</b>			
W/N	12/29	Butler*	67 56
W/N	12/30	San Francisco*	66 60
W/H	1/3	Creighton (OT)	70 65
W/H	1/5	Northwest Missouri St.	105 64
W/H	1/7	Brooklyn	62 46
L/A	1/10	Kansas State	82 114
W/H	1/17	Colorado	86 66
L/A	1/20	Iowa State	75 91
L/A	1/22	Kansas	65 86
L/H	1/28	Missouri	71 87
W/H	2/1	Oklahoma State	73 66
L/H	2/4	Oklahoma (8)	66 80
W/A	2/7	Colorado	68 65
W/H	2/11	Iowa State	66 65
W/H	2/14	Kansas State	78 76
L/A	2/18	Missouri	64 80
L/A	2/21	Oklahoma (13)	97 133
W/A	2/25	Oklahoma State (2OT)	79 77
W/H	2/28	Kansas (OT, 16)	83 81
<b>Big Eight Tournament</b>			
L/KC	3/6	Kansas State	45 47
<b>National Invitation Tournament</b>			
W/H	3/11	Marquette	78 76
W/H	3/17	Arkansas	78 71
W/H	3/21	Washington	81 76
L/NY	3/24	Southern Mississippi	75 82
W/NY	3/26	Ark.-Little Rock (OT)	76 67

\*Rochester, N.Y.

**Season Notes:** Under the direction of first-year Coach Danny



Nee, Nebraska finished 21-12, missed school record for season wins by one, and finished third in the National Invitation Tournament...Huskers recorded their 14th-straight winning season and made their fifth-straight postseason tourney appearance...Brian Carr was a second-team All-Big Eight pick, ended career with 682 assists, two off the league record of 684 set by Kansas' Cedric Hunter.

**1987-88 Won 13, Lost 18**

(4-10 in Big Eight, 7th)  
Home: 8-6 (3-4) Away: 5-12 (1-6)  
Coach: Danny Nee

	NU	Opp.
<b>Maui Classic*</b>		
L/N 11/27 Villanova*	53	70
L/N 11/28 Baylor*	79	82
W/A 11/29 Chaminade*	76	75
W/H 12/2 Texas A&M	92	60
<b>Ameritas Classic**</b>		
W/H 12/4 Lehigh**	71	66
L/H 12/5 Ohio State**	63	72
W/A 12/7 Detroit	63	58
L/A 12/9 Creighton	73	88
W/A 12/12 Oregon	67	62
L/A 12/19 Wyoming (6)	58	87
W/H 12/21 Brooklyn	72	44
L/A 12/30 Drake	68	85
W/H 1/2 Columbia	82	62
W/A 1/4 Furman (OT)	75	74
L/H 1/6 Grambling State (OT)	68	71
W/H 1/16 Missouri	70	68
L/A 1/20 Iowa State (10)	76	114
W/H 1/25 Nebraska-Omaha	96	67
W/H 1/27 Kansas	70	68
W/A 1/30 Colorado	63	57
L/H 2/4 Oklahoma State	56	72
L/A 2/6 Kansas State	63	65
L/H 2/9 Oklahoma (4)	77	92
L/A 2/11 Missouri	67	92
L/A 2/16 Kansas	48	70
W/H 2/21 Colorado	75	67
L/A 2/24 Oklahoma State	73	90
L/H 2/27 Iowa State	84	85
L/H 3/2 Kansas State	67	77
L/A 3/5 Oklahoma (4)	93	113
<b>Big Eight Tournament</b>		
L/KC 3/11 Kansas State	70	75

\*Lahaina, Hawaii

**Season Notes:** Nebraska's strings of 14-straight winning seasons and five-consecutive postseason tournament bids both end, as the Huskers finish 13-18...Rich King and Clifford Scales named to the Big Eight's all-freshman team...Henry T. Buchanan earns honorable-mention All-Big Eight honors and first-team academic All-Big Eight honors...Pete Manning led the Big Eight in field-goal percentage at .590...NU beats eventual national champ for first time ever, as it downed Kansas, 70-68, at Lincoln, on a jumper by Beau Reid as time expired.

**1988-89 Won 17, Lost 16**

(4-10 in Big Eight, 7th)  
Home: 14-4 (4-3) Away: 3-12 (0-7)  
Head Coach: Danny Nee

	NU	Opp.
W/H 11/26 Creighton	86	77
L/H 11/30 Michigan State	75	77
<b>Ameritas Classic*</b>		
W/H 12/2 North Texas*	90	84
W/H 12/3 San Jose State*	90	76
L/A 12/5 Idaho	68	83
W/A 12/11 Texas Tech	71	69
L/A 12/14 Ohio State (14)	76	103
W/H 12/17 Furman	69	56
W/H 12/23 Drake	65	57
<b>Chaminade New Year's Classic**</b>		
W/A 12/28 Chaminade**	86	85
W/N 12/29 Morehead State**	81	77
L/N 12/30 Louisiana State**	87	90
W/H 1/5 Sam Houston State	89	70
L/H 1/9 Oklahoma (4)	81	89
W/H 1/12 Northern Illinois	71	56
L/A 1/14 Oklahoma State	69	82
W/H 1/17 Maryland-Baltimore	86	65
L/H 1/21 Kansas State	68	80
W/H 1/23 Wyoming	71	58
L/H 1/28 Missouri (5)	72	89
L/A 1/31 Iowa State	76	88
W/H 2/4 Kansas (18)	74	70
L/A 2/8 Colorado	80	83
L/A 2/11 Kansas State	66	80
W/H 2/14 Oklahoma State	79	77
L/A 2/19 Missouri (3)	63	79
W/H 2/22 Colorado	97	59
W/H 2/25 Iowa State	77	74

L/A 3/1 Kansas	71	80
L/A 3/4 Oklahoma (4)	76	103
<b>Big Eight Tournament</b>		
L/KC 3/10 Missouri (10)	70	98
<b>National Invitation Tournament</b>		
W/H 3/16 Arkansas State	81	79
L/A 3/20 Ohio State	74	85

\*\*Honolulu, Hawaii

**Season Notes:** Huskers made second postseason tournament appearance in three seasons under Coach Danny Nee, advanced to second round of NIT...Beau Reid earned third-team academic All-America honors and was first-team academic All-Big Eight pick...Eric Johnson and Rich King earned honorable-mention All-Big Eight honors...Johnson broke NU single-season record for steals (68), King set school marks for blocks in game (5), season (50) and career (70).

**1989-90 Won 10, Lost 18**

(3-11 in Big Eight, 7th)  
Home: 9-6 (2-5) Away: 1-12 (1-6)  
Coach: Danny Nee

	NU	Opp.
W/H 11/25 Missouri-Kansas City	91	76
L/A 11/27 Miami (Ohio)	71	91
L/A 11/29 Michigan State	69	80
<b>Ameritas Classic*</b>		
W/H 12/1 Harvard*	117	79
W/H 12/2 Pepperdine*	104	100
L/A 12/5 Northern Illinois	56	65
W/H 12/9 Texas Tech	76	69
L/H 12/11 Idaho	72	79
L/A 12/14 Creighton	83	86
W/H 12/30 Wagner	88	67
W/H 1/6 Sam Houston State	99	91
L/H 1/8 Kansas (1)	93	98
L/H 1/13 Missouri (5)	95	111
W/H 1/16 Chicago State	92	57
L/A 1/20 Oklahoma State	71	84
L/A 1/22 Wyoming	65	95
L/H 1/27 Iowa State	83	91
L/A 1/31 Oklahoma (9)	64	105
W/H 2/3 Kansas State	74	71
W/A 2/7 Colorado	91	82
L/A 2/10 Missouri (1)	85	107
L/H 2/14 Oklahoma State	84	103
L/A 2/17 Kansas (1)	67	94
L/H 2/21 Oklahoma (10)	66	88
L/A 2/24 Iowa State	85	101
W/H 2/28 Colorado	96	82
L/A 3/3 Kansas State	57	80
<b>Big Eight Tournament</b>		
L/KC 3/9 Oklahoma (1)	65	78

**Season Notes:** Forward Beau Reid, NU's top scorer in 1988-89 season, sustained preseason knee injury which limited him for much of the season...Rich King, Clifford Scales, Carl Hayes earned honorable-mention All-Big Eight honors...King broke own school record for blocks to 115.



Rich King was a first-round draft choice of the NBA's Seattle SuperSonics.

**1990-91 Won 26, Lost 8**

(9-5 in Big Eight, 3rd)  
Home: 14-1 (6-1) Away: 12-7 (3-4)  
Coach: Danny Nee

	NU	Opp.
<b>San Juan Shootout*</b>		
W/N 11/23 St. Louis*	107	79
W/N 11/24 Illinois*	100	73
L/N 11/25 Murray State*	79	81
W/H 11/28 Michigan State (5)	71	69
W/A 12/3 Eastern Illinois	94	64
W/H 12/6 Creighton	97	63
W/H 12/8 Toledo	105	68
W/A 12/11 Wisconsin	75	63
<b>Ameritas Classic**</b>		
W/H 12/14 Tennessee Tech**	113	92
W/H 12/15 Bowling Green**	99	85
W/H 12/22 22/Miami (Ohio)	88	73
W/H 12/28 22/Idaho	85	65
W/A 12/30 22/The Citadel	94	80
W/A 1/2 19/Wisconsin-Green Bay	70	63
W/A 1/5 19/Kansas State	74	69
W/A 1/9 18/Mo.-Kansas City	97	78
W/H 1/12 18/Iowa State	97	87
L/A 1/22 14/Colorado	69	86
W/A 1/26 14/Oklahoma (13)	111	99
W/H 1/30 11/Missouri	89	75
L/H 2/2 11/Oklahoma State	68	81
L/A 2/5 15/Kansas (18)	77	85
W/H 2/9 15/Colorado	86	72
W/A 2/13 17/Iowa State	65	57
W/H 2/16 17/Oklahoma	105	93
W/H 2/18 17/Northern Illinois	82	73
L/A 2/20 14/Missouri	71	91
W/H 2/23 14/Kansas State	85	78
L/A 2/27 15/Oklahoma State (12)	69	80
W/H 3/3 15/Kansas (10)	85	75
<b>Big Eight Tournament</b>		
W/KC 3/8 13/Oklahoma (OT)	117	113
W/KC 3/9 13/Kansas (12)	87	83
L/KC 3/10 13/Missouri	82	90
<b>NCAA Tournament***</b>		
L/N 3/14 11/Xavier (Ohio)	84	89

\*San Juan, Puerto Rico

\*\*\*Minneapolis, Minn.

**Season Notes:** After three-straight seventh-place Big Eight finishes, Nebraska won a school-record 26 games (against eight losses) and made school's second-ever NCAA Tournament appearance...Huskers held a national ranking for a school-record 14-straight weeks, finished with highest rankings ever of No. 9 by UPI and No. 11 by AP...NU finished third in Big Eight race after being tabbed for eighth in preseason poll of league media and made its first-ever appearance in the league's postseason tournament title game...Cornhuskers had school-record tying 14-game winning streak from late November through late January...Rich King was second-team All-Big Eight pick, finished career with fourth-highest point total in school history (1,475) would go on to become NU's first-ever NBA first-round draft pick (14th pick, Seattle SuperSonics).

**1991-92 Won 19, Lost 10**

(7-7 in Big Eight, 5th)  
Home: 14-2 (5-2) Away: 5-8 (2-5)  
Coach: Danny Nee

	NU	Opp.
W/H 11/23 Sam Houston State	91	42
W/H 11/25 Southern California	93	84
W/A 11/30 Southern Utah	106	101
W/H 12/2 The Citadel	84	61
L/A 12/4 Michigan State (22)	78	101
W/A 12/7 Creighton	90	85
W/H 12/11 Wisconsin	86	67
<b>Ameritas Classic*</b>		
W/H 12/20 Texas A&M*	91	68
W/H 12/21 Eastern Washington*	102	67
W/H 12/30 Wisconsin-Green Bay	76	68
W/A 1/2 Toledo	57	52
W/H 1/4 Eastern Illinois	81	68
W/A 1/11 Colorado	84	74
L/H 1/18 Missouri (13)	73	83
W/H 1/20 Missouri-Kansas City	74	71
L/A 1/25 Kansas (5)	78	103
L/H 1/28 Oklahoma (18)	76	79
W/H 2/1 Iowa State	68	63
W/H 2/5 Oklahoma State (2)	85	69
L/A 2/8 Kansas State	66	70
L/A 2/17 Missouri (9)	61	87
W/H 2/19 Kansas (OT, 3)	81	79
W/A 2/22 Iowa State (23)	80	70
L/A 2/26 25/Oklahoma State (14)	51	72
W/H 2/29 25/Colorado	84	70
W/H 3/4 Kansas State	91	62
L/A 3/7 Oklahoma	97	106
<b>Big Eight Tournament</b>		
L/KC 3/13 Oklahoma (24)	85	107

NCAA Tournament

L/N 3/19 Connecticut\*\* 65 86  
 \*\*Cincinnati, Ohio

**Season Notes:** Nebraska made back-to-back NCAA Tournament appearances for the first time ever...picked to finish sixth in a preseason poll of Big Eight media, the Huskers were fifth at 7-7...Huskers' appearance at No. 25 in the Feb. 24 AP poll marked first time NU had been rated in consecutive years...eight of 10 losses were to nationally-ranked opponents and all 10 were to postseason tournament teams...two biggest wins of the season came in February, an 86-65 decision over 20-0 and No. 2 Oklahoma State and an 81-79 overtime victory over No. 3 Kansas two weeks later...Jamar Johnson was second-team All-Big Eight pick...Derrick Chandler broke NU single-season record for blocked shots and finished year with second-highest one-year total in Big Eight history (91).

1992-93 Won 20, Lost 11

(8-6 in Big Eight, tie 2nd)  
**Home:** 14-2 (5-2) **Away:** 6-9 (3-4)  
**Coach:** Danny Nee

	NU	Opp.
<b>Ameritas Classic*</b>		
W/H 12/4 Colgate*	108	76
W/H 12/5 Kent*	85	61
W/H 12/7 25/Citadel	86	46
W/H 12/10 25/Creighton	100	83
W/A 12/12 25/Wichita State	71	64
W/H 12/19 20/Appalachian State	93	83
W/H 12/21 17/Texas-Arlington	116	95
L/A 12/23 17/Southern California	64	7
<b>Rainbow Classic**</b>		
L/N 12/28 20/Michigan** (6)	73	88
L/N 12/29 20/Southwestern La.**	80	109
W/N 12/30 20/Fordham**	79	55
W/H 1/2 20/Eastern Illinois	70	54
W/H 1/5 Southern Utah	100	85
W/A 1/9 Missouri-Kansas City	66	65
L/A 1/14 Oklahoma (10)	89	102
L/A 1/16 Oklahoma State	73	78
W/H 1/20 Sacramento State	86	70
L/H 1/23 Kansas State	64	66
W/A 1/25 Colorado	82	67
W/H 1/30 Missouri (OT)	88	87
L/A 2/3 Iowa State	69	96
W/H 2/7 Kansas (3)	68	64
W/A 2/13 Kansas State (23)	80	59
L/H 2/15 Oklahoma State	63	73
W/A 2/21 Missouri	76	75
W/H 2/24 Colorado	76	67
W/H 2/27 Iowa State	91	87
L/A 3/3 Kansas (8)	83	94
W/H 3/7 Oklahoma	94	83

Big Eight Tournament

L/KC 3/12 Kansas State	45	47
------------------------	----	----

NCAA Tournament

L/N 3/19 New Mexico State*** (24)	79	93
-----------------------------------	----	----

\*\*Honolulu, Hawaii  
 \*\*\*Syracuse, N.Y.

**Season Notes:** For third-straight season, Nebraska earns an NCAA Tournament invite...second time in three seasons that Cornhuskers win 20 games...Nee becomes first person in NU history to coach three 20-game winners...Eric Piatkowski earned first-team All-Big Eight honors, the first Husker honored since Dave Hoppen earned the last of three-straight such awards in 1985-86...Piatkowski became 16th player in school history to reach the 1,000-point plateau...NU began season ranked 25th in AP poll, was ranked in six of first seven polls before falling out...Huskers' 21-point win at Manhattan was their largest on the road in conference play since the 1931-32 season.

1993-94 Won 20, Lost 10

(7-7 in Big Eight, 4th)  
**Home:** 13-3 (5-2) **Away:** 7-7 (2-5)  
**Coach:** Danny Nee

	NU	Opp.
11/27 W/H Texas-San Antonio	96	85
11/28 L/H Texas	75	78
12/1 L/A Appalachian State	82	91
<b>Ameritas Classic*</b>		
W/H 12/3 Ohio*	94	68
W/H 12/4 Portland*	111	85
W/A 12/9 Creighton	67	53
W/H 12/11 Wichita State	94	72
W/A 12/18 Michigan State	85	81
W/H 12/20 Florida A&M	86	61
W/H 12/31 Northern Iowa	70	63
W/A 1/3 Iowa State	78	72
W/H 1/5 Southern Utah	89	85
W/H 1/8 Colorado	106	67
W/H 1/15 Missouri-Kansas City	92	71
L/A 1/19 Colorado	81	86
L/H 1/24 Missouri (24)	73	89
L/H 1/29 Oklahoma	76	79



Nebraska's 1993-94 team captured the school's first-ever Big Eight Tournament title.

L/A 2/6 Kansas (3)	87	94
W/A 2/9 Kansas State	76	68
W/H 2/12 Iowa State	102	96
L/A 2/14 Oklahoma (OT)	111	115
L/A 2/19 Oklahoma State	80	98
W/H 2/23 Kansas (10)	96	87
W/H 2/26 Kansas State	86	77
W/H 3/2 Oklahoma State (21)	89	81
L/A 3/5 Missouri (6)	78	80

Big Eight Tournament

W/KC 3/11 Oklahoma	105	88
W/KC 3/12 Missouri (3)	98	91
W/KC 3/13 Oklahoma State (23)	77	68

NCAA Tournament\*\*

L/N 3/17 22/Pennsylvania	80	90
--------------------------	----	----

\*\*Long Island, N.Y.

**Season Notes:** For first time in school history, NU recorded back-to-back 20-win seasons, as Huskers finished 20-10 overall en route to a fourth-straight NCAA Tournament appearance...after 1-2 start, NU ran off 11-straight wins, a streak highlighted by road wins at Michigan State and Iowa State (snapped Cyclones' 22-game homecourt win streak)...Huskers were 4-6 in Big Eight with four games to play, but rallied to win three of their last four, then went on to capture first-ever Phillips 66 Big Eight Tournament title...Eric Piatkowski earned first-team All-Big Eight honors for second-straight season, averaged 21.5 points and finished his career as No. 2 scorer in school history with 1,817 points...Bruce Chubick earned first-team Phillips 66 Academic All-Big Eight honors for third straight season...NU was ranked 22nd in final AP poll, marking fourth straight season it appeared in the rankings, and only third time in school history it had been ranked in season-ending poll.

1994-95 Won 18, Lost 14

(4-10 in Big Eight, 7th)  
**Home:** 11-6 (2-5) **Away:** 5-6 (2-5)  
**Coach:** Danny Nee

	NU	Opp.
<b>San Juan Shootout^</b>		
W/N 11/25 Northeast Louisiana^	99	77
L/N 11/26 Virginia Tech^	81	87
W/N 11/27 College of Charleston^	74	72
<b>Ameritas Classic*</b>		
W/H 12/2 Morehead State*	96	55
W/H 12/3 Idaho State*	98	72

W/H 12/7 Creighton	85	57
W/H 12/10 Michigan State (15, OT)	96	91
W/H 12/17 24/Western Illinois	69	62
W/H 12/21 24/Northeastern Illinois	101	60
W/A 12/22 24/Northern Iowa (OT)	95	88
W/H 12/29 23/Delaware State	94	52
W/H 12/31 23/Appalachian State	108	71
L/A 1/4 19/Texas	74	102
L/H 1/7 19/Missouri	74	82
W/A 1/9 Long Beach State	82	71
W/H 1/12 Kansas State	78	56
W/A 1/18 Missouri-Kansas City	63	60
L/A 1/23 Kansas (7)	67	84
L/A 1/28 Oklahoma (25)	72	82
L/H 2/1 Oklahoma State	65	82
W/H 2/5 Oklahoma (24)	71	59
W/A 2/8 Colorado	100	86
L/A 2/11 Iowa State (19, OT)	69	72
L/H 2/14 Kansas (3)	68	91
L/A 2/18 Oklahoma State (22)	53	93
W/A 2/22 Missouri (14)	78	75
L/H 2/25 Colorado	74	80
L/A 3/1 Kansas State	73	75
L/H 3/5 Iowa State (24)	77	79

Big Eight Tournament

L/KC 3/10 Oklahoma State (19)	48	68
-------------------------------	----	----

National Invitation Tournament

W/H 3/16 Georgia	69	61
L/H 3/21 Penn State	59	65

^San Juan Shootout, San Juan, P.R.

**Season Notes:** Nebraska reached the second round of the NIT in its fifth-straight postseason appearance...after an 11-1 start that included a 9-0 mark in December, NU dropped 13 of its next 20 games...Huskers climbed as high as 18th (CNN/USA Today) and 19th (AP) in the national polls...Jaron Boone earned second-team All-Big Eight honors and set single-season school records for 3-point field goals and 3-point attempts...Erick Strickland, a Big Eight All-Defensive team member, established a school record for steals in a season (89)...Nebraska won 18 games for only the 15th time and the sixth time under Danny Nee.

1995-96 Won 21, Lost 14

(4-10 in Big Eight, 7th)  
Home: 11-5 (3-4) Away: 10-9 (1-6)  
Coach: Danny Nee

	NU	Opp.
<b>Big Island Invitational<sup>^</sup></b>		
W/N 11/24 Toledo <sup>^</sup>	72	59
W/N 11/25 Oregon <sup>^</sup> (OT)	114	106
W/N 11/26 Minnesota <sup>^</sup>	96	85
<b>Ameritas Classic*</b>		
W/H 12/1 GeorgiaSouthern*	82	59
W/H 12/2 GramblingState*	96	80
W/A 12/6 Creighton	88	67
L/A 12/9 Minnesota	80	91
L/H 12/16 Northern Iowa	104	109
W/H 12/18 Northeastern Illinois	94	76
W/H 12/20 DelawareState	88	41
<b>Far West Classic<sup>%</sup></b>		
W/N 12/29 Oregon <sup>%</sup>	99	76
L/N 12/30 MississippiState <sup>%</sup> (17)	66	69
W/H 1/3 Texas (23)	85	69
W/H 1/6 Long Beach State	69	68
W/H 1/10 Colorado	79	74
L/A 1/13 Oklahoma(3OT)	100	117
W/H 1/17 Missouri-Kansas City	87	69
W/A 1/20 OklahomaState	66	57
W/H 1/24 Missouri	76	58
L/H 1/28 Kansas (3)	73	88
L/A 1/31 Kansas State	68	77
L/H 2/3 Iowa State	65	75
L/A 2/7 Missouri	98	99
L/A 2/10 Iowa State (21)	59	74
L/H 2/17 OklahomaState	57	72
L/A 2/19 Kansas (5)	71	81
L/H 2/25 Oklahoma(OT)	76	80
L/A 2/28 Colorado	64	78
W/H 3/3 Kansas State	70	66
<b>Big Eight Tournament</b>		
L/N 3/8 Iowa State (23)	60	62
<b>National Invitation Tournament</b>		
W/A 3/14 ColoradoState	91	83
W/H 3/19 WashingtonState	82	73
W/A 3/22 FresnoState	83	71
W/N 3/26 Tulane <sup>#</sup>	90	78
W/N 3/28 St. Joseph's <sup>#</sup>	60	56

**Season Notes:** The Huskers captured the NIT title, Nebraska's first national tournament title of any kind...1995-96 marked the first time in six seasons NU did not appear in the national polls...after a 15-4 start, Nebraska dropped nine straight games...Erick Strickland earned second-team All-Big Eight honors, was named to the Big Eight All-Defensive team and was the NIT Most Valuable Player...freshman Tyrone Lue was a first-team Big Eight All-Freshman selection and was named to the NIT All-Star team.

1996-97 Won 18, Lost 15

(7-9 in Big 12, 7th)  
Home: 13-3 (6-2) Away: 5-12 (1-7)  
Coach: Danny Nee

	NU	Opp.
L/A 11/23 Texas (17)(OT)	81	83
W/H 11/26 WeberState	83	66
W/H 11/30 Oregon State	75	67
W/H 12/3 Texas-San Antonio	79	76

Ameritas Classic\*

W/H 12/6 Coppin State*	88	72
W/H 12/7 Bowling Green*	73	68
W/A 12/11 Mo.-Kansas City	76	64
L/H 12/21 Minnesota (16)	56	70

Puerto Rico Holiday Classic<sup>@</sup>

W/N 12/30 Old Dominion <sup>@</sup>	72	66
L/N 12/31 Cincinnati (6) <sup>@</sup>	73	84
L/A 1/4 Colorado	55	58
W/H 1/4 Creighton	71	52
W/H 1/11 Texas A&M	74	72
W/H 1/15 Kansas State (OT)	87	77
W/H 1/18 Missouri	76	53
L/A 1/22 Missouri	74	75
L/A 1/25 Oklahoma	77	84
L/H 1/29 Iowa State (11)	67	77
L/A 2/1 Kansas (1)(OT)	77	82
W/H 2/5 Colorado (15)	77	69
L/A 2/8 & Texas Tech (23)	74	87
L/A 2/10 Kansas State	53	61
W/A 2/13 Northern Iowa	77	69
W/H 2/16 Texas	79	67
L/A 2/19 Baylor	60	71
W/A 2/22 Iowa State (7)(OT)	74	69
W/H 2/26 Oklahoma State	77	68
L/H 3/2 Kansas (1)	65	85

Phillips 66 Big 12 Tournament<sup>#</sup>

L/N 3/6 Missouri <sup>#</sup>	72	78
<b>National Invitation Tournament<sup>%</sup></b>		
W/H 3/12 Washington <sup>%</sup>	67	63
W/A 3/18 Nevada <sup>%</sup>	78	68
L/A 3/21 Connecticut <sup>%</sup>	67	76

\* Ameritas Classic, Lincoln, Neb.  
<sup>@</sup> Puerto Rico Holiday Classic, Bayamon, P.R.  
<sup>#</sup> Big 12 Tournament, Kansas City, Mo.  
<sup>%</sup> National Invitation Tournament & Texas Tech later forfeited game

**Season Notes:** Nebraska won 18 or more games for the seventh straight year and reached postseason play for the seventh straight year...the Huskers defeated a ranked team for the seventh straight season with wins over Colorado and Iowa State...NU appeared in the NIT for the third consecutive season...Mikki Moore became NU's all-time blocked shot leader...Tyrone Lue earned second-team All-Big 12 honors...Cookie Belcher was a first-team All-Big 12 Rookie selection...NU was 13-3 at home, losing only to Kansas, Iowa State and Minnesota, three teams who advanced to the NCAA Sweet 16.

1997-98 Won 20, Lost 12

(10-6 in Big 12, 4th)  
Home: 13-2 (6-2) Away: 7-10 (4-4)  
Coach: Danny Nee

	NU	Opp.
W/H 11/16 UNC Greensboro	75	51
W/H 11/19 Western Illinois	86	57
W/H 11/22 New Orleans	81	66
W/H 11/25 Colorado State	64	57
W/H 11/29 Texas-San Antonio	68	59
L/A 12/1 Tulsa	68	85
<b>Ameritas Classic*</b>		
W/H 12/5 UNC Wilmington*	85	68
W/H 12/6 Grambling State*	85	48
L/A 12/10 Creighton	73	84
W/A 12/13 Minnesota	70	66
<b>Rainbow Classic<sup>@</sup></b>		
W/N 12/27 Virginia <sup>@</sup>	80	65

L/A 12/29 Hawaii <sup>@</sup>	62	87
L/N 12/30 Vanderbilt <sup>@</sup>	69	80
L/A 1/3 Kansas (2)	76	96
W/A 1/7 Oklahoma State	67	62
W/H 1/11 Colorado	87	72
W/H 1/18 Oklahoma	53	43
L/A 1/21 Texas	91	105
W/H 1/24 Iowa State	63	49
L/A 1/28 Kansas State	49	72
L/H 2/1 Kansas (5)	71	82
L/A 2/4 Missouri (OT)	76	81
L/H 2/7 Kansas State	63	69
W/A 2/11 Texas A&M	75	58
W/H 2/14 Baylor	66	55
W/H 2/18 Missouri (OT)	67	66
W/A 2/21 Colorado	79	71
W/H 2/25 Texas Tech	82	65
W/A 2/28 Iowa State	70	62

Phillips 66 Big 12 Tournament<sup>#</sup>

W/N 3/6 Baylor <sup>#</sup>	65	46
L/N 3/7 Kansas (4) <sup>#</sup>	59	91

NCAA Tournament<sup>%</sup>

L/N 3/12 Arkansas (17) <sup>%</sup>	65	74
-------------------------------------	----	----

\* Ameritas Classic, Lincoln, Neb.  
<sup>@</sup> Rainbow Classic, Honolulu, Hawaii  
<sup>#</sup> Big 12 Tournament, Kansas City, Mo.  
<sup>%</sup> NCAA Tournament, Boise, Idaho

**Season Notes:** Nebraska's school record of consecutive postseason appearances reached eight seasons...Nebraska won 20 games for the fifth time in eight seasons and the sixth time under Danny Nee...NU made its first NCAA Tournament appearance since 1994, but failed to pick up its first NCAA win...Nebraska posted seven consecutive wins against league foes for the first time in 20 seasons...NU's 10-6 league record was its best since a 9-5 Big Eight mark in 1990-91...Tyrone Lue was a first-team All-Big 12 choice and became NU's 19th, 1,000-point scorer and was a first-round NBA draft choice...Venson Hamilton broke the single-season rebounding record.

1998-99 Won 20, Lost 13

(10-6 in Big 12, tie-5th)  
Home: 12-4 (6-2) Away: 6-6 (4-4)  
Coach: Danny Nee

	NU	Opp.
W/H 11/14 UNC Greensboro	79	59
L/N 11/19 Villanova*	60	75
W/N 11/21 Washington State*	95	84
L/N 11/22 Wisconsin*	41	78
W/H 11/28 North Carolina A&T	65	47
L/H 12/1 Tulsa	49	52
<b>Ameritas Classic**</b>		
W/H 12/4 Southwest Texas State**	63	54
W/H 12/5 Colgate**	60	48
W/H 12/9 Creighton	76	60
L/A 12/12 Colorado State	49	75
L/H 12/19 Minnesota (17)	51	55
W/A 12/27 San Francisco	62	52
W/A 12/30 UMKC	81	65
L/A 1/2 Missouri	57	80
L/H 1/10 Texas	76	89
W/H 1/13 Kansas State	70	61
W/A 1/16 Baylor	68	55
W/A 1/20 Oklahoma (25)	96	81
W/H 1/23 Colorado	72	55
W/H 1/27 Kansas (20)	84	69
L/A 1/30 Iowa State	47	52
W/A 2/3 Colorado	57	52
W/H 2/6 Missouri (24)	69	61
W/A 2/10 Kansas (24)	64	59
W/H 2/13 Iowa State	59	57
L/H 2/17 Oklahoma State	48	60
L/A 2/20 Texas Tech	68	73
L/A 2/24 Kansas State	45	62
W/H 2/27 Texas A&M	87	68
<b>Phillips 66 Big 12 Tournament<sup>#</sup></b>		
W/N 3/4 Texas Tech <sup>#</sup>	69	50
L/N 3/5 Kansas <sup>#</sup>	53	77
<b>NIT Tournament<sup>%</sup></b>		
W/H 3/10 UNLV <sup>%</sup>	68	55
L/A 3/15 TCU <sup>%</sup>	89	101

\* Top of the World Classic, Fairbanks, Alaska  
\*\* Ameritas Classic, Lincoln, Neb.  
<sup>#</sup> Big 12 Tournament, Kansas City, Mo.  
<sup>%</sup> NIT Tournament

**Season Notes:** Nebraska's school record of consecutive postseason appearances reached nine seasons...Nebraska won 20 games for the sixth time in nine seasons, the seventh time under Danny Nee...senior center Venson Hamilton was named first-team All-Big 12, the Big 12 Player of the Year and an honorable-mention All-American...Hamilton also became Nebraska's all-time leader in rebounding, blocked shots and games played and joined NU's 1,000-point club...junior guard Cookie Belcher broke the NU single-game, season and career steals record and was a third-team All-Big 12 pick...the Huskers swept Big 12 power Kansas for the first time since 1983 and also won at Lawrence for the first time since the same season...the Huskers won 10 conference games for the second straight season and for the first time in school history posted four straight wins against nationally-ranked opponents, including two on the road.



Nebraska captured the 1996 NIT title, defeating St. Joseph's in the title game.



# Nebraska Basketball Television Log

Season	Network	Oppt. (W/L)				
1966-67	TVS	Colorado/W		Raycom	@Colorado/W	ESPN
	TVS	@Iowa State/W		Raycom	Kansas St./W	Prime
	TVS	Kansas/L		Raycom	@Oklahoma/L	ABC
1967-68	TVS	@ Colorado/L		Raycom	Kansas/W	Raycom
	TVS	Missouri/W	1987-88	Raycom	*Kansas St./L	ESPN
	TVS	@ Colorado/L		ESPN	Villanova/L	Raycom
1968-69	TVS	Kansas/L		Raycom	Missouri/W	Raycom
	TVS	@Iowa State/L		ESPN	Okla. State/L	Raycom
	TVS	@Oklahoma/W		Raycom	@Kansas St./L	Raycom
1969-70	TVS	Missouri/W		Raycom	Colorado/W	Raycom
	TVS	Iowa State/W		Raycom	Iowa State/L	ESPN
	TVS	Kansas/L		Raycom	Oklahoma/L	CBS
1970-71	TVS	at Missouri/L		Raycom	Kansas St./L	ABC
	TVS	Colorado/W	1988-89	HSE	@Texas Tech/ W	CSM
	TVS	at Colorado/L		ESPN	@Ohio State/L	ESPN
1971-72	TVS	Missouri/L		Raycom	Missouri/L	ESPN
	TVS	Missouri/L		Raycom	Kansas/W	ESPN
	TVS	Kansas/W		Raycom	@Kansas St./L	CSM
1972-73	TVS	@Kansas St./L		Raycom	Iowa State/W	CSM
	TVS	Okla. State/W	1989-90	ESPN	*Missouri/L	ABC
	TVS	@Iowa State/L		Raycom	@Creighton/L	CSM
1973-74	TVS	Kansas State/W		Raycom	Missouri/L	ESPN2/CSM
	TVS	@Colorado/L		Raycom	Kansas St./W	CSM
	TVS	@Kansas St./W		Raycom	@Kansas/L	CSM
1974-75	TVS	Okla. State/W		Raycom	@Iowa State/L	CSM
	TVS	@Iowa State/L		Raycom	*Oklahoma/L	ESPN
	TVS	Kansas State/W		Raycom	Creighton/W	CSM
1975-76	TVS	@Colorado/L		Raycom	@Kansas St./W	CSM
	TVS	@Kansas St./W		Raycom	Iowa State/W	CBS
	TVS	Okla. State/W		Raycom	@Colorado/L	CSM
1976-77	TVS	@Iowa State/W	1990-91	Prime	Missouri/W	CSM
	TVS	Okla. State/W		Raycom	Okla. State/L	ESPN
	TVS	@Iowa State/W		Raycom	Colorado/W	CSM
1977-78	TVS	Okla. State/W		Prime	Oklahoma/W	CSM
	TVS/NBC	@Iowa State/W		Raycom	Kansas St./W	ESPN
	TVS/NBC	Kansas/W		Raycom	@Okla. State/L	ESPN2
1979-80	ESPN	Nebraska/W		Raycom	Kansas/W	ESPN
	TVS/NBC	Missouri/L		Raycom	*Oklahoma/W	ESPN2
	TVS/NBC	Kansas/W		Raycom	*Kansas/W	CSM
1980-81	TVS/NBC	Colorado/L		Prime	*Missouri/L	CSM
	TVS/NBC	Kansas/W		Raycom	!Xavier/L	CSM
	TVS/NBC	@Okla./ W	1991-92	ESPN	@Creighton/W	CSM
1981-82	TVS/NBC	Iowa State/W		Prime	Wisconsin/W	CSM
	TVS/NBC	Okla. State/W		Raycom	@Colorado	ESPN2
	ESPN	Oklahoma/W		Raycom	Missouri/L	CSM
1982-83	TVS/NBC	Kansas St./L		Raycom	@Kansas/L	CSM
	TVS/NBC	Missouri/L		ESPN	Oklahoma/L	ABC
	ESPN	@Iowa State/W		Prime	Iowa State/W	CSM
1983-84	TVS/NBC	@Colorado/L		Prime	Okla. State/W	ESPN2
	ESPN	Kansas/W		Raycom	@Okla. State/L	ESPN2
	ESPN	@Oklahoma/L		Raycom	@Missouri/L	ESPN
1984-85	TVS/NBC	Okla. State/W		Prime	Kansas/W	Big 12 TV
	ESPN	Missouri/L		Raycom	@Iowa State/W	Big 12 TV
	ESPN	@Iowa State/W		Prime	@Okla. State/L	Big 12 TV
1985-86	KATZ	@Oklahoma/L		Raycom	Colorado/W	ABC
	KATZ	Kansas St./L		Prime	Kansas St./W	Big 12 TV
	KATZ	@Okla. State/L	1992-93	Prime	@Oklahoma/L	Big 12 TV
1986-87	SportsTime	Kansas/L		Raycom	*Oklahoma/L	Big 12 TV
	SportsTime	@Oklahoma/L		Prime	!Connecticut/L	Big 12 TV
	SportsTime	@Colorado/L		Raycom	Creighton/W	Big 12 TV
1987-88	SportsTime	@Kansas St./L		Prime	@Okla. State/L	CBS
	SportsTime	Iowa State/W		Raycom	Kansas State/W	Prime
	KATZ/AB	@Missouri/L		ESPN	@Colorado/W	ESPN
1988-89	SportsTime	@Kansas/L		Raycom	Missouri/W	Raycom
	KATZ	Oklahoma/L		ABC	Kansas/W	Raycom
	KATZ	Missouri/W		Raycom	@Kansas St./W	ESPN
1989-90	KATZ	Colorado/W		Raycom	@Missouri/W	Raycom
	KATZ	@Oklahoma/L		Prime	Iowa State/W	Prime
	KATZ	Kansas St./L		ABC	@Kansas/L	ABC
1990-91	KATZ	@Iowa State/L		Raycom	Okla. State/L	Raycom
	KATZ	@Kansas St./ W		Prime	@Missouri/W	Prime
	KATZ	Okla. State/W		ABC	Iowa State/W	ABC
1991-92	KATZ	Missouri/L		Raycom	@Kansas St./L	Raycom
	KATZ	@Iowa State/W		ESPN	*Oklahoma/L	ESPN
	KATZ	@Colorado/L		Prime	!NMSU/L	CBS
1992-93	SportsTime	Kansas/W		Raycom	Texas/L	Prime
	SportsTime	@Oklahoma/L		Prime	@Iowa State/W	ESPN
	SportsTime	@Iowa State/W		Raycom	Colorado/W	Raycom
1993-94	KATZ	@Missouri/L		Prime	@Colorado/L	Prime
	KATZ	@Kansas/L		ESPN		
	KATZ	Oklahoma/L		Raycom		
1994-95	KATZ	@Kansas St./L		Prime		
	KATZ	Okla. State/W		ESPN		
	KATZ	@Okla. State/L		Raycom		
1995-96	KATZ	Kansas St./L		Prime		
	KATZ	@Iowa State/W		ESPN		
	KATZ	@Oklahoma/L		Raycom		
1996-97	KATZ	Kansas St./L		Prime		
	KATZ	@Okla. State/L		ESPN		
	KATZ	@Iowa State/W		Raycom		
1997-98	KATZ	@Iowa State/W		Prime		
	KATZ	@Oklahoma/L		ESPN		
	KATZ	Kansas St./L		Raycom		
1998-99	KATZ	@Okla. State/L		Prime		
	KATZ	@Iowa State/W		ESPN		
	KATZ	@Oklahoma/L		Raycom		
1999-2000	KATZ	@Kansas St./L		Prime		
	KATZ	Okla. State/W		ESPN		
	KATZ	@Okla. State/L		Raycom		

\* Conference Tournament; !NCAA Tournament; # National Invitation Tournament

# The Last Time...

## A Player...

### Scored 30 points:

Nebraska—31, Tyronn Lue at Colorado, Feb. 21, 1998  
 Opponent—30; Marquise Gainous, Texas Christian, March 15, 1999 (NIT)

### Scored 40 points:

Nebraska—42, Eric Piatkowski vs. Oklahoma, March 11, 1994  
 Opponent—43, Harold Miner, Southern Cal, Nov. 25, 1991

### Hit 90 percent of field goal attempts (min. 9 att.):

Nebraska—1.000, Mikki Moore, at Nevada, March 18, 1997 (9-9) (NIT)  
 Opponent—.900, Tom Greis, Villanova, Nov. 27, 1987 (9-10)\*

### Hit 100 percent of free throw attempts (min. 10 att.):

Nebraska—10-10, Jamar Johnson at Southern Utah, Nov. 30, 1991  
 Opponent—11-11, Jason Daisy, Northern Iowa, Feb. 13, 1997\*

### Made 10 or more field goals:

Nebraska—10, Venson Hamilton, vs. Oklahoma State, Feb. 17, 1999  
 Opponent—12, Marquise Gainous, Texas Christian, March 15, 1999 (NIT)

### Attempted 20 or more field goals:

Nebraska—20, Tyronn Lue, at Colorado, Feb. 21, 1998  
 Opponent—21, Marcus Fizer, Iowa State, Feb. 13, 1999

### Made five or more 3-pointers:

Nebraska—7, Cary Cochran, at Texas Christian, March 15, 1999 (NIT)  
 Opponent—7, Chris Clayton, Texas A&M, Feb. 27, 1999

### Had 15 or more rebounds:

Nebraska—15, Venson Hamilton, vs. Oklahoma State, Feb. 17, 1999  
 Opponent—15, Monte Hardge, Missouri, Feb. 4, 1998

### Had 10 or more assists:

Nebraska—11, Tom Wald vs. Kansas State, Jan. 12, 1995  
 Opponent—11, Ryan Robertson, Kansas, Feb. 1, 1998

### Had five or more blocked shots:

Nebraska—5, Venson Hamilton at Oklahoma, Jan. 20, 1999  
 Opponent—5, Marquise Gainous, Texas Christian, March 15, 1999 (NIT)

### Had five or more steals:

Nebraska—6, Cookie Belcher, at Texas Christian, March 15, 1999 (NIT)  
 Opponent—5, Greedy Daniels, UNLV, March 10, 1999 (NIT)

## Team...

### Scored 100 or more points:

Nebraska—100, at Oklahoma, Jan. 13, 1996  
 Opponent—101, Texas Christian, March 15, 1999 (NIT)

### Scored 40 or fewer points:

Nebraska—39, vs. Kansas State, March 7, 1984  
 Opponent—39, Air Force, Dec. 8, 1962

### Had three or more 20-point scorers:

Nebraska—vs. Oregon, Nov. 25, 1995 (Jaron Boone, 30; Tyronn Lue, 30; Erick Strickland, 20)  
 Opponent—at Texas, Jan. 21, 1998 (Chris Mihm 29, Luke Axtell 25, Kris Clack 22)

### Had three players with 10 rebounds:

Nebraska—vs. Oklahoma, Jan. 27, 1992 (Derrick Chandler, 20; Carl Hayes, 11; Dapreis Owens, 10)  
 Opponent—at Oklahoma, Jan. 13, 1996 (Ernie Abercrombie 12, Ryan Minor, 10; Nate Erdmann, 10)

### Shot 70 percent from the field:

Nebraska—.723, vs. UNC Wilmington, Dec. 5, 1997 (34-47)  
 Opponent—.723, vs. Kansas, Feb. 2, 1985 (34-47)

### Shot 60 percent from the field:

Nebraska—.660, at Oklahoma, Jan. 20, 1999 (33-50)  
 Opponent—.621; Texas Christian, March 15, 1999 (36-58) (NIT)

### Shot 90 percent from the free-throw line:

Nebraska—.952, vs. Minnesota, Nov. 26, 1995 (20-21)  
 Opponent—.905, Arkansas, March 12, 1998 (19-21) (NCAA)

### Attempted 40 or more free throws:

Nebraska—44, vs. Kansas State, Jan. 18, 1997 (29-44)  
 Opponent—43, Kansas, Feb. 1, 1997 (26-43)

### Attempted 10 or less free throws:

Nebraska—8, at Kansas State, Feb. 24, 1999  
 Opponent—10, UNLV, March 10, 1999 (NIT)

### Made five or less free throws:

Nebraska—3, vs. Oklahoma State, Feb. 17, 1999  
 Opponent—5, Missouri, Feb. 6, 1999

### Made 10 or more 3-pointers:

Nebraska—10, at Texas Christian, March 15, 1999 (NIT)  
 Opponent—12, Texas A&M, Feb. 27, 1999

### Did not make a 3-pointer:

Nebraska—0, at Colorado State, Dec. 12, 1998  
 Opponent—0, Toledo, Nov. 24, 1995

### Had 60 or more rebounds:

Nebraska—66, vs. Colgate, Dec. 4, 1992  
 Opponent—62, at Colorado, Feb. 15, 1975

### Had 30 or more assists:

Nebraska—35, vs. Northeastern Illinois, Dec. 21, 1994  
 Opponent—30, at Iowa State, Feb. 3, 1993

### Had 15 or more steals:

Nebraska—23, vs. Texas Tech, March 4, 1999 (B12T)  
 Opponent—15, Kansas, March 5, 1999 (B12T)

### Had 10 or more blocks:

Nebraska—11, vs. Texas A&M, Feb. 27, 1999  
 Opponent—10, Texas Christian, March 15, 1999 (NIT)

### Had 20 or more turnovers:

Nebraska—22, vs. UNLV, March 10, 1999 (NIT)  
 Opponent—20, UNLV, March 10, 1999 (NIT)

### Had 10 or fewer turnovers:

Nebraska—10, vs. Iowa State, Feb. 13, 1999  
 Opponent—9, Iowa State, Jan. 24, 1998

### Nebraska defeated a ranked team:

No. 24 Kansas, Feb. 10, 1999

### Nebraska defeated a top five team:

No. 3 Missouri, March 12, 1994 (98-91) (B8T)

### Nebraska defeated a ranked team on the road:

No. 24 Kansas, Feb. 10, 1999


### Nebraska won five straight games:

5, Games 16-20, Jan. 13, 1999-Jan. 27, 1999

### Nebraska won 10 straight games:

10, Games 3-12 in 1994-95, Nov. 27-Dec. 31, 1994





## Devaney Center IMPROVEMENTS

The Bob Devaney Sports Center underwent a \$7.9 million facelift during the offseason. A pair of replay boards, up-to-the minute stat boards and a "Ring of Honor" were among the improvements in the arena. The Husker Walk of Fame, which features trophies, jerseys, pictures and memorabilia from all 24 varsity sports, was added in the concourse along with improved fan amenities.



# NEBRASKA BASKETBALL



## NOVEMBER

10	<b>Double Pump All-Stars *</b>		7:05 pm
17	<b>Sport Tours International *</b>		7:05 pm
23	<b>Eastern Illinois</b>		7:05 pm
26	Southern Mississippi	HOOP & QUILL	9:20 pm
27	Northwestern/Evansville	CLASSIC	4/9 pm
28	Miss. St./Valparaiso/Rutgers/Murray St.		TBA

## DECEMBER

3	<b>Western Carolina</b>	AMERITAS	6:30 pm
4	<b>Columbia/Monmouth</b>	CLASSIC	6/8:30 pm
9	@ Creighton		7 pm
11	<b>Pittsburgh</b>		1:05 pm
18	Arizona (ESPN2) @ Las Vegas, Nev.		8:30 pm
20	<b>San Francisco</b>		7:05 pm
22	<b>Oral Roberts</b>		7:05 pm
31	<b>Minnesota</b>		1:05 pm

## MARCH

1	@ Missouri #	7 pm
4	@ Texas A&M # (ESPN+)	12:45 pm
9-12	Phillips 66 Big 12 Tournament	TBA

## JANUARY

4	<b>Pacific</b>	7:05 pm
8	@ Kansas State #	7 pm
12	<b>Iowa State #</b>	7:05 pm
15	@ Kansas # (ESPN+)	8 pm
19	<b>Texas Tech #</b>	7:05 pm
22	<b>Baylor #</b>	1:05 pm
25	@ Texas # (ESPN+)	8 pm
29	<b>Kansas State #</b>	7:05 pm

## FEBRUARY

5	<b>Missouri # (ESPN+)</b>	12:45 pm
8	@ Colorado	8 pm
12	@ Iowa State	7 pm
14	<b>Oklahoma # (ESPN+)</b>	8 pm
19	@ Oklahoma State # (ESPN)	6 pm
23	<b>Kansas # (ESPN+)</b>	8 pm
26	<b>Colorado # (ESPN+)</b>	12:45 pm