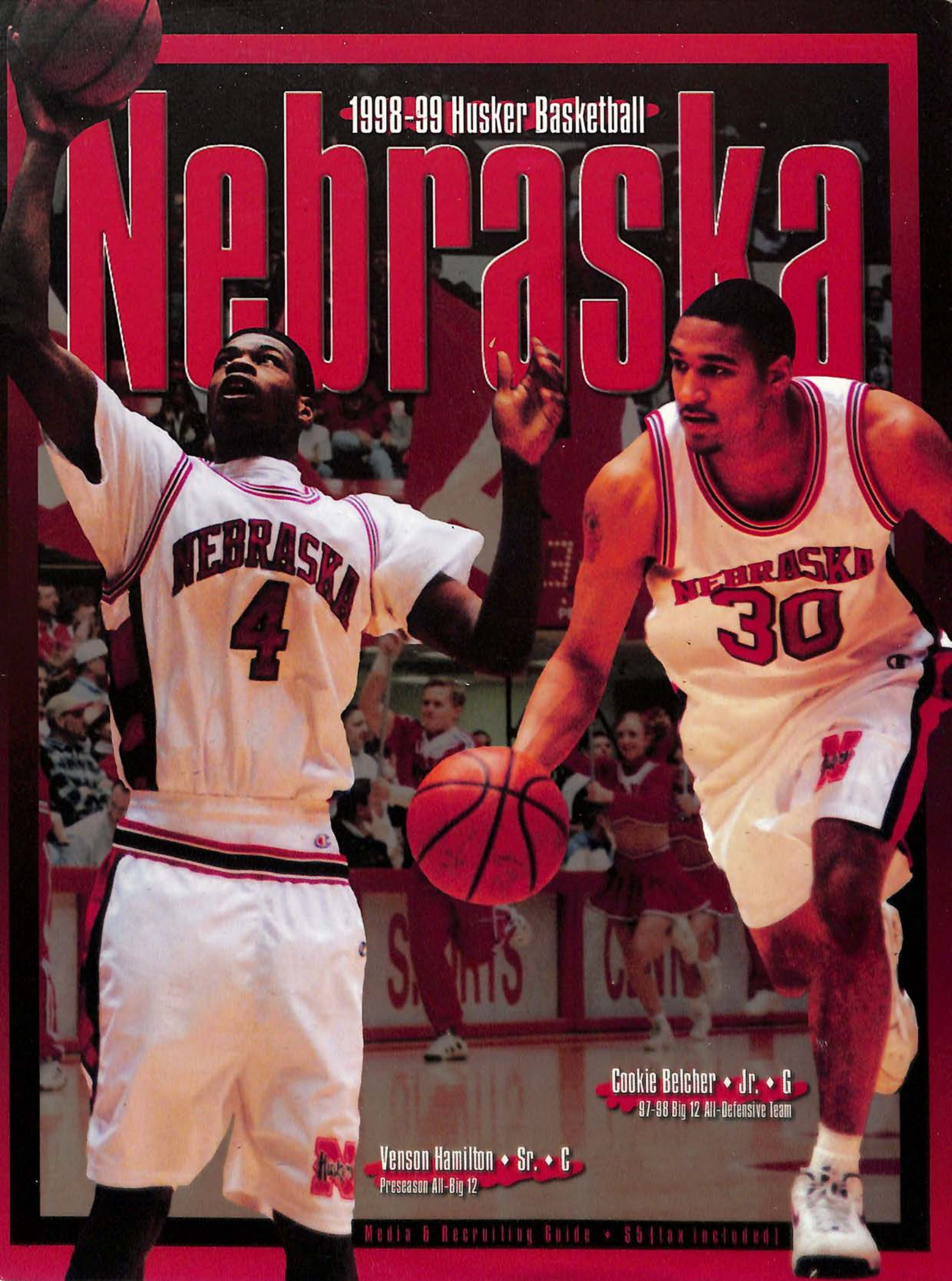


1998-99 Husker Basketball


Nebraska



Cookie Belcher ♦ Jr. ♦ G
97-98 Big 12 All-Defensive Team

Venson Hamilton ♦ Sr. ♦ C
Preseason All-Big 12

Media & Recruiting Guide • \$5 (tax included)



Eric Piatkowski
First-Round Pick 1994

Tyrann Lue
First-Round Pick 1998

Head Coach Danny Nee has led Nebraska to eight straight postseason appearances and has produced three NBA first-round draft picks in 12 years at Nebraska.

Danny Nee

1998-99 Nebraska Basketball

Table of Contents

General Information

1998-99 Quick Facts, Schedule	2
Athletic Staff Directory	3
Media Policies	4-5
Travel Plans and Rule Changes	6
Postseason Tournament Dates and Sites	7
Nebraska Media Outlets	8

This is Nebraska

Danny Nee-Beginning 13th Season	10
Nebraska Basketball Through the Decades	11
Devaney Sports Center	12-13
Nebraska National Coverage	14
Huskers in The NBA	15
Nebraska Facilities--Second to None	16-17
Husker Power	18
Game Day at Nebraska	19
The Nebraska Academic Team	20-23
Husker Athletics--Nationally Prominent	24-25
University of Nebraska	25-27
Lincoln, an All-America City	28
Nebraska--The Good Life	29
NU Student-Athletes--A Lifelong Commitment	30

1998-99 Outlook

Roster	32-33
Season Outlook	34-36
Husker Notes	37-38
Radio and Television Roster	39

Player Profiles

Larry Florence	40-41
Venson Hamilton	42-43
Andy Markowski	44-45
Troy Piatkowski	46-47
Cookie Belcher	48-49
Brant Harriman	50-51
Chad Johnson	52-53
Cary Cochran	54

Todd Smith	55
Rodney Fields	56
Joe Holmes	56
Louis Truscott	57
Bryce Bauer	57
Bryan Buchanan	57
Husker Stats vs. Conference Opponents	58

Husker Coaches/Staff

Danny Nee	60-66
Jimmy Williams	67
Cleo Hill	68
Randy Roth	69
Husker Basketball Staff	70
Director of Athletics Bill Byrne	71
University Administration	72-73
Athletic Department Staff	74-75
Cornhusker Legend, Licensing	76

1998-99 Opponents

Husker Season Schedule Calendar	78-79
Non-Conference Opponents	80-95
Ameritas Classic History, Results	86-87
Missouri Tigers	96
Texas Longhorns	97
Kansas State Wildcats	98
Baylor Bears	99
Oklahoma Sooners	100
Colorado Buffaloes	101
Kansas Jayhawks	102
Iowa State Cyclones	103
Oklahoma State Cowboys	104
Texas Tech Red Raiders	105
Texas A&M Aggies	106

Series Records vs. Big 12 Opponents	107-114
Nebraska vs. All Opponents	115-119
Huskers in the Conference Tournament	120-121
Big 12 Composite Schedule	122-123
Big 12 Conference Information	124-125
NCAA Rules and Regulations	126

1997-98 Review


Season Review	128-129
Statistics and Results	130-132
Big 12 Statistics	133-136
Box Scores	137-147
Tyronn Lue, Jack Moore Award	148

Husker Records

Individual Records	150-153
Team Records	154-155
Single-Season Individual Leaders	156-157
Career Individual Leaders	158-159
Team Season Bests	160-161
Season Defensive Records	162-163
Year-by-Year Statistical Leaders	164-167
Year-by-Year Team Statistics	168-169
Devaney Sports Center Records	170-173
Postseason Records and Box Scores	174-188

Husker History

The History of Nebraska Basketball	190-192
1,000-Point Club	193-195
30-Point Club	196
Nebraska Basketball Hall of Fame	197
Nebraska Honor Roll	198
All-Time Husker Coaching Records	199
Nebraska Basketball--A to Z	200-201
Nebraska Lettermen	202-203
Year-by-Year Summary	204-205
All-Time Results	206-222
Television Log	223
The Last Time	224





1998-99 Husker Quick Facts

1997-98 Overall Record 20-12
 1997-98 Big 12 Record/Finish 10-6/fourth
 1998 Big 12 Tournament 1-1, def. Baylor, 65-46, lost to Kansas, 91-59
 1998 Postseason NCAA Tournament,
 0-1, lost to Arkansas, 74-65, in first round of NCAA West Regional
 Lettermen Returning/Lost 7/5

Starters Returning (4): Cookie Belcher, Jr., G, 6-4, 11.1 ppg, 3.9 rpg, 3.9 apg (32 starts in 1997-98); Larry Florence, Sr., F, 6-5, 8.9 ppg, 3.7 rpg (19); Andy Markowski, Sr., F, 6-8, 6.6 ppg, 6.6 rpg (26); Venson Hamilton, Sr., C, 6-10, 11.2 ppg, 9.8 rpg, 2.1 bpg (30).

Other Returning Lettermen (Three): Troy Piatkowski, Sr., G/F, 6-5, 6.4 ppg, 2.5 rpg (11); Chad Johnson, So., F, 6-6, 3.8 ppg, 2.8 rpg (10); Brant Harriman, So., C, 6-10, 2.0 ppg, 2.6 rpg.

Other Returnees (Two): Cary Cochran, Fr., G, 6-1, (RS); Todd Smith, Fr., G, 6-4 (M-RS).

Starters Lost (One): Tyronn Lue, G, 6-0, 21.2 ppg, 4.3 rpg, 4.8 apg.

Other Lettermen Lost (Four): Chad Burbach, F, 6-6, 0.4 ppg; 0.6 rpg; Michael Johnette, G, 6-4, 0.5 ppg; Ryan Phifer, G, 6-3, 1.0 ppg, 0.4 rpg; Rodney Williams, G, 6-3, 0.9 ppg, 1.1 rpg (transfer).

1998-99 Newcomers (Five): Rodney Fields, G, 6-2, Jr.; Joe Holmes, G, 5-11, Jr; Louis Truscott, F, 6-7, Fr.; Bryce Bauer, F/C, 6-8, Fr. (walk-on); Bryan Buchanan, G, 6-0, Fr. (walk-on)

Percentage of Scoring Returning: 69.4 (1,589 of 2,290 points)
Percentage of Rebounding Returning: 86.9 (1,024 of 1,178 rebounds)

Husker Returning Statistical Leaders

Field Goal Percentage: *Venson Hamilton, .517
3-Point Percentage: Troy Piatkowski, .362
Free Throw Percentage: Brant Harriman, .771
Rebounding: *Venson Hamilton, 9.8
Scoring: Venson Hamilton, 11.2
Assists: Cookie Belcher, 124
Steals: *Cookie Belcher, 75
Blocked shots: *Venson Hamilton, 66
Minutes played: Cookie Belcher, 982

Nebraska in 1997-98 Big 12 Statistics

Category	All Games	Conference
Offense	71.6/9th	70.9/10th
Defense	68.5/4th	69.3/5th
Scoring Margin	+3.1/5th	+1.7/5th
Rebound Margin	+1.3/6th	+1.7/3rd
Field Goal Percentage	.447/5th	.450/5th
3-Point Percentage	.344/6th	.362/5th
Free Throw Percentage	.626/10th	.609/11th
Field Goal Percentage Defense	.400/2nd	.399/2nd

Husker Odds & Ends

Tallest Players: Brant Harriman, Venson Hamilton, 6-10
Shortest Player: Joe Holmes, 5-11
Average Height: 6-5
Heaviest Player: Brant Harriman, 260
Lightest Player: Bryan Buchanan, 170
Average Weight: 209

1998-99 Husker Schedule

Date	Opponent	Time
Nov. 5	Pella Windows Basketball#	7:05 p.m.
Nov. 10	Global Sports#	7:05 p.m.
Nov. 14	North Carolina-Greensboro Top of The World Classic*	11:35 a.m.
Nov. 19	Villanova*	Midnight
Nov. 21	Washington State/Alaska-Fairbanks*	3:30/9:15 p.m.
Nov. 22	New Mexico State/Wisconsin/ Arkansas/Virginia*	TBA
Nov. 28	North Carolina A&T	1:05 p.m.
Dec. 1	Tulsa	7:05 p.m.
Dec. 4-5	Ameritas Classic**	
Dec. 4	Nebraska vs. SW Texas State**	6:30 p.m.
	Davidson vs. Colgate**	8:30 p.m.
Dec. 5	Consolation Championship	6 p.m. 8:15 p.m.
Dec. 9	Creighton	7:05 p.m.
Dec. 12	at Colorado State	8 p.m.
Dec. 19	Minnesota	7:05 p.m.
Dec. 27	at San Francisco	9 p.m.
Dec. 30	at UMKC	7 p.m.
Jan. 2	at Missouri	7 p.m.
Jan. 10	Texas (ESPN Regional/Big 12)	3 p.m.
Jan. 13	Kansas State	7:05 p.m.
Jan. 16	at Baylor (ESPN Regional/Big 12)	3 p.m.
Jan. 20	at Oklahoma	7:05 p.m.
Jan. 23	Colorado (ESPN Regional/Big 12)	12:45 p.m.
Jan. 27	Kansas	7:05 p.m.
Jan. 30	at Iowa State	7 p.m.
Feb. 3	at Colorado	8 p.m.
Feb. 6	Missouri (ESPN Regional/Big 12)	3 p.m.
Feb. 10	at Kansas (ESPN Regional/Big 12)	8:05 p.m.
Feb. 13	Iowa State (ESPN)	8:30 p.m.
Feb. 17	Oklahoma State	7:05 p.m.
Feb. 20	at Texas Tech (ESPN)	8:30 p.m.
Feb. 24	at Kansas State	7:05 p.m.
Feb. 27	Texas A&M (ESPN Regional/Big 12)	12:45 p.m.
March 4-7	Phillips 66 Big 12 Tournament	TBA
#--Exhibition Game		

1997-98 Big 12 Standings

	Big 12		Overall	
	W-L	Pct.	W-L	Pct.
1. Kansas*	15-1	.938	35-4	.897
2. Oklahoma State	11-5	.688	22-7	.759
3. Oklahoma	11-5	.688	22-11	.667
4. Nebraska	10-6	.625	20-12	.625
5. Baylor	8-8	.500	14-14	.500
6. Missouri	8-8	.500	17-15	.531
7. Texas Tech	7-9	.438	13-14	.481
8. Kansas State	7-9	.438	17-12	.586
9. Colorado	7-9	.438	13-14	.481
10. Texas	6-10	.375	14-17	.452
11. Iowa State	5-11	.313	12-18	.400
12. Texas A&M	1-15	.063	7-20	.259

Non-Conference Record: 98-51 (.658); *-Big 12 Tournament Champion

Big 12 in 1998 Tournament Play

Kansas: 1-1 in NCAA Tournament
Oklahoma State: 1-1 in NCAA Tournament
Nebraska: 0-1 in NCAA Tournament
Oklahoma: 0-1 in NCAA Tournament
Missouri: 0-1 in NIT
Kansas State: 0-1 in NIT

Athletic Staff Directory

Administration & Staff

Area Code	402
General Athletic Department	472-4224
Chancellor: Dr. James Moeser	472-2116
President: Dr. L. Dennis Smith	472-2111
Institutional Representative: Josephine Potuto, J.D.	472-1252
Director of Athletics: Bill Byrne	472-3011
Senior Associate AD/Compliance/Football: Al Papik	472-2042
Associate AD/Sports Administration: Bob Burton	472-1132
Associate AD/Business and Finance: Gary Fouraker	472-2273
Associate AD/Sr. Women's Admin.: Dr. Barbara Hibner	472-6460
Associate AD/Academic Programs &	
Student Services: Dennis Leblanc	472-2042
Associate AD/External Operations: Joe Selig	472-3311
Assistant AD/Communications/SID: Chris Anderson	472-2263
Assistant AD/Dir. of Athletic Performance: Boyd Epley	472-3333

Husker Basketball Staff

Office Number	472-2265
Head Basketball Coach: Danny Nee (13th year)	
Associate Head Coach: Jimmy Williams (7th year)	
Assistant Coach: Cleo Hill, Jr. (1st year)	
Assistant Coach: Randy Roth (2nd year)	
Director of Basketball Operations: Nick Joos	
Basketball Video Coordinator: Troy Odegaard	
Coach Nee's Secretary: Ellen Shutts	
Student Secretaries: Kim Baete, Heidi Lauby, Jessica Lauby	

Nebraska Medical Team

Office Number:	472-2276
Director of Athletic Medicine: Dr. Lonnie Albers	
Chief of Staff/Orthopedic Surgeon: Dr. Pat Clare	
Orthopedists: Dr. Robert Dugas, Dr. Tom Heiser, Dr. Scott Strasburger	
Head Athletic Trainer/Physical Therapist/	
Associate Director of Athletic Medicine: Jerry Weber, RPT	
Associate Head Athletic Trainer: Doak Ostergard	
Assistant Athletic Trainer/Men's Basketball: Mike Gooding	
Assistant Athletic Trainers: Cindy Benda, Brad Brown, Tom Dufresne, PT	

Academic Programs and Student Services

Office Number:	472-2042
Associate Director, Director of Life Skills: Keith Zimmer	
Counselors: Robert Hicks, Beth Kuchta, Sandra Kinoshita	
Coordinator of Learning Development Programs: Kim Schellpeper	

Nebraska Support Staff

Business Services Manager: Craig Busboom	472-2273
Director of Athletic Development: Jack Pierce	472-2367
Director of Athletic Licensing and Sales: Chris Bahl	472-9446
Assistant Compliance Coordinator: Gary Bargaen	472-2042
Director of Events: Butch Hug	472-1950
Director of Facilities: John Ingram	472-1960
Director of HuskerVision: Jeff Schmahl	472-4645
Marketing Director: Heidi Cuca	472-0775
Ticket Manager: John Anderson	472-3111
Video Operations Director: Dave Finn	472-3116
Devaney Center Superintendent: Doug Lillie	472-1132
Devaney Center Equipment Manager: Jay Terry	472-1416

It is the policy of the University of Nebraska-Lincoln not to discriminate on the basis of sex, age, handicap, race, color, religion, marital status, veteran's status, national or ethnic origin, or sexual orientation.

**Listen to all of Nebraska's basketball games on:
huskerwebcast.com**

General Information

Location:	Lincoln, Neb.
Population:	200,000
Founded:	1869
Enrollment:	25,000
Arena:	Bob Devaney Sports Center
Year Opened:	1976
Capacity:	14,200
Surface:	Wood
Press row phone:	402-472-2279
Nicknames:	Cornhuskers, Huskers
Colors:	Scarlet & Cream
Conference:	Big 12

Sports Information Office Staff

Office Number:	472-2263
Sports Information Director: Chris Anderson	
Home Phone: (402) 489-8766	
E-Mail: canderson@huskers.unl.edu	
Associate SID/Basketball Contact: Keith Mann	
Home Phone: (402) 484-8973	
E-Mail: kmann@huskers.unl.edu	
Assistant SID: Jeff Griesch	
Home Phone: (402) 438-8545	
E-Mail: jgriesch@huskers.unl.edu	
Assistant SID: Aaron Babcock	
Home Phone: (402) 438-7897	
E-Mail: ababcock@huskers.unl.edu	
Secretary: Vicki Cartwright	
Interns: Shamus McKnight, Trevor Parks, LaTonya Sadler	
Student Assistants: Jeff Abele, Jerod Dahlgren, Jason Henke, Ka'Ron Johnson, Leslie Mann, Shane Ury	
SID FAX Phone: 402-472-2005	
SID Mailing Address: P.O. Box 880123, 116 So. Stadium, Lincoln, NE 68588-0123	
EMail Address: sportsinfo@huskers.unl.edu	
Home Page/Live Radio Broadcasts: http://huskerwebcast.com	



The University of Nebraska Department of Intercollegiate Athletics, as an integral part of the University's educational mission, is committed to a comprehensive athletics program,
Dedicated to Excellence.

Administration

Board of Regents

Robert Allen, Hastings
Donald S. Blank, D.D.S., McCook
Chuck Hassebrook, Walthill
Drew Miller, Ph.D., Papillion
Nancy O'Brien, Ph.D., Waterloo
John W. Payne, Kearney
Rosemary Skrupa, J.D., Omaha
Charles Wilson, M.D., Lincoln
President: Dr. L. Dennis Smith

Student Regents

Jennifer Kruse, UN-Kearney
Julie Chase, UN-Medical Center
Sara Russell, UN-Lincoln
Joseph Sanchez, UN-Omah

Media Information & Policies



Chris Anderson
Assistant AD/
SID



Keith Mann
Associate SID/
Men's Basketball



Vicki Cartwright
SID Office Manager

The 1998-99 Nebraska Media Guide is designed to assist the media in its coverage of Husker basketball. Additional information, including releases, photographs, slides and videotape may be obtained by contacting the Sports Information Office at (402) 472-2263. Please take a moment to review the following policies and services which are intended to assist you in your coverage of Nebraska basketball this season.

Media Credentials: All requests for press, broadcast, photo and parking credentials for Nebraska basketball home games should be directed to Keith Mann, Associate Sports Information Director, P.O. Box 880123, 116 South Stadium, Lincoln, Neb., 68588-0123. Requests must be made in writing on appropriate letterhead at least one week before the game. Requests via fax are acceptable (see fax information below). As a general rule, working space is allocated on the following basis: (1) daily newspaper and wire-service writers covering for next-day publication; (2) radio and television personnel for broadcast origination; (3) sports editors of Nebraska daily newspapers; (4) official school student daily newspaper, one seat only; (5) approved special coverage; (6) press and TV working photographers. *Generally weekly representatives, internet news services and non-originating radio representatives cannot be accommodated on press row because of space limitations.*

Media Will Call: Media passes which are not mailed may be picked up at the will-call window, located under the south ramp of the Devaney Center. The will-call window opens 90 minutes before tipoff. Identification is required to pick up credentials or tickets.

Media Parking: Parking for the media is located adjacent to the Bob Devaney Sports Center on the south side. The south street lot is accessible from Court Street, between 14th and 17th Streets.

Devaney Center Directions: The Devaney Sports Center is located on the west edge of the Nebraska State Fairgrounds. To reach it from the Lincoln Municipal Airport, turn right on Northwest 12th Street as you drive out of the airport. Northwest 12th Street becomes Cornhusker Highway, which intersects with 14th Street. Exit south on 14th Street off Cornhusker Highway. Travel to Court Street, turn left, and go two blocks east to the arena, which is on the north side of Court Street. From Omaha's Eppley Airfield, follow the signs to downtown Omaha and I-480. Take I-480 west to I-80, then take I-80 west approximately 60 miles to I-180. Exit South on I-180, then exit east to Cornhusker Highway and follow the instructions above.

Player Interviews: All media requests for interviews with Nebraska basketball players should be directed to Associate SID Keith Mann (office phone: 402-472-2263) at least one day in advance. Players are usually available for telephone interviews early afternoons and evenings, except game

Nebraska Basketball Media Guide Credits

The 1998-99 Nebraska Men's Basketball Media/Recruiting Guide was written and edited by Associate Sports Information Director Keith Mann with assistance from Sports Information Director Chris Anderson, office manager Vicki Cartwright, student assistant Jeff Abele, intern LaTonya Sadler and Director of Basketball Operations Nick Joos. Thanks to Mike Babcock, freelance and Lee Barfknecht, Omaha World-Herald for their writing contributions. Photo credits to Tom Slocum, Richard Voges and Richard Wright, UNL Photo Productions; Jeff Carney, Jeff Bundy, Jim Burnett, Rich Janda, and Bill Batson, Omaha World-Herald; Ted Kirk, Robert Becker, Harold Dreimanis, Gail Folda, Lincoln Journal Star; Rick Anderson, Bob Beauvais, John Grieshop, Dennis Hubbard, Keith Krebs, Jim Sigmon, Jennifer Pottheiser, freelance. Designed on Aldus PageMaker. Printed by UNL Printing and Duplicating. The cover design and layout were done by Jeff Abele and are copyrighted by the NU Sports Information Office.

days. The best time for in-season interviews is before or after practice at Devaney Sports Center. Nebraska is tentatively scheduled to practice from 3:45-6 p.m. in the first semester and from 1-3:45 p.m. in the second semester. With advance notice, interviews can be arranged for other hours.

Nee Interview Time:

The best time to reach Coach Danny Nee for an interview is weekdays from 11:30 a.m. to noon, Central time. Interviews with Coach Nee should be scheduled through the Sports Information Office. Coach Nee's office telephone number is 402-472-2265. During the season, Nee will host a

weekly press conference at the Bob Devaney Sports Center on the following tentative dates--Nov. 11, Nov. 24, Dec. 2, Dec. 8, Dec. 17, Jan. 7, Jan. 11, Jan. 18, Jan. 25, Feb. 1, Feb. 8, Feb. 15, Feb. 22, March 1 or 2. Times to be announced. Nee will also participate in the weekly Big 12 Conference telephonic press conferences at 11:40 a.m. (Central), beginning Dec. 1. Contact the Big 12 Service Bureau, 214-742-1212 for more information.

Postgame Interviews: The Nebraska postgame locker room is closed to the media at home games. For home games, NU's postgame news conference will be held following a brief cooling off period in the "ready" room, located adjacent to the Huskers' locker room in the Devaney Sports Center. The "ready" room can be reached off the hallway at the southwest corner of the playing floor. **NOTE: Again this season, entrance to the postgame interview area will be from the outside hallway only--media will not be allowed to enter the "ready" room through the men's basketball office.** The visiting team is housed in the visitor's locker room, located off the hallway at the northwest corner of the playing floor. Opposing coaches and players are NOT brought to the Nebraska interview room. On the road, after the cooling off period, Nee will be available outside the Huskers' locker room. When Nee leaves for his postgame radio show, the Husker locker room will be opened to the media.

Press Row Location: Press row for Nebraska basketball games is located on the south sideline of the playing floor, opposite the team benches. The old press box, located above section C-12 on the south side of the arena, is used as an overflow area. The camera deck is located at the top of the arena, directly behind the old press box. Television crews broadcasting live may shoot from either floor level (northeast or southwest baselines) or the camera deck in marked areas, but they may not occupy space in the C-12 press area. The press room is located off the hallway at the southeast corner of the playing floor.

Media Services: Pregame notes, programs and media guides will be provided before each game. Play-by-play sheets, final statistics, coach and player quotes from each locker room will be distributed. Starting one-and-one-half hours before tipoff, refreshments will be served in the press room and a light meal will also be available to the media.

Radio/Television Broadcast Space: Requests for live radio and television broadcast space and credentials should be made to Keith Mann, Associate Sports Information Director, 116 South Stadium, P.O. Box 880123, University of Nebraska, Lincoln, NE, 68588-0123, telephone 402-472-2263. If statisticians are needed, please contact the SID Office at least three days in advance.

Broadcast Rights: The University of Nebraska-Lincoln and Pinnacle Sports Productions own exclusive radio broadcast rights to all of the University's men's basketball games played in the Bob Devaney Sports Center. Other than the Nebraska Sports Network and the University of Nebraska student station (KRNU), the only stations or networks which will be allowed to broadcast



Nebraska games from the Devaney Center are those which have rights to broadcast games played by the opposing team. All radio stations and networks broadcasting from the Bob Devaney Sports Center must sign a contract with the University and are subject to a rights fee. Any representative of a radio station or network that has not purchased such rights shall not air live game action or description of any game while it is in progress, nor shall such representatives air tape-recorded or live commentary of Nebraska coaches or players for one hour before or after a game. Only stations which have purchased broadcast rights may install telephones on press row, or use telephones on press row for reporting on games. By accepting media credentials, representatives of stations and networks which have not purchased broadcast rights signify their agreement to the above stipulations.

Telephones: Nebraska provides four modular telephones in the Bob Devaney Sports Center Press Room. All long distance calls must be credit card, collect or billed to a third number. Any media source wishing to place a telephone on press row should contact University of Nebraska Telecommunications (402-472-2000) at least two weeks prior to the game.

Broadcast Telephone Lines: Visiting radio stations are welcome to have their own telephone lines installed on press row and may do so by contacting University of Nebraska Telecommunications (402-472-2000). However, Pinnacle Sports Productions installs additional telephone lines for visiting official broadcasts and charges a fee for the use of those lines for non-conference games (Big 12 official stations receive the use of the lines free of charge as part of a cooperative). Stations interested in using the lines should contact Mike Elliott of Pinnacle Sports Productions (402-430-7312).

Pro Scouting Passes: Per Big 12 Conference rules, the University of Nebraska provides press row access to scouts of professional basketball teams based on availability. If no space is available, scouts may arrange through the Sports Information Office (402-472-2263) to purchase tickets for Nebraska home games. The tickets or passes may be picked up at the will-call window.

Sports Information Office: The University of Nebraska Sports Information Office is located in Room 116 of the South Stadium Building, which is located at the south end of Memorial Stadium at Stadium Drive and T Streets. The South Stadium Building is approximately one mile from the Devaney Center.

Fax Access: The Nebraska Sports Information Office has an automatic facsimile machine which can transmit or receive documents. The phone number for the fax is 402-472-2005. A facsimile machine is available in the Bob Devaney Sports Center following the game, and Sports Information Office personnel will send box scores free of charge as time permits. Nebraska and all Big 12 Conference schools are participating in a conference-wide fax-back system, where interested parties may call directly and have releases, notes and statistics faxed to their machine. There will be no charge for the fax service. Please contact the Nebraska Sports Information Office (402-472-2263) or the Big 12 (214-742-1212) for more information. To access Fax-on-Demand, call 800-300-2050. The Big 12 code is 1212, while Nebraska's release/game notes/statistics can be found under 1865 and the Huskers' most-recent box score under 1867. Box scores will be updated immediately after home games and as soon as possible on away games.

Husker Basketball on the Internet: Nebraska basketball information will be regularly updated on the Internet throughout the season. Notes, statistics, and releases can all be found on the web. The Nebraska home page and live and delayed radio broadcasts can be accessed at <http://huskerwebcast.com>. The Big 12 Conference's official web site is located at big12sports.com.

"The Danny Nee Show"

In addition to his other appearances and media conferences Nebraska Head Coach Danny Nee will have a weekly television show throughout the season. Rich Roberts of Omaha's KMTV is in his 10th year as the show's host and will be joined by KOLN-KGIN Sports Director Scott Kilbury. The half-hour show is produced by HuskerVision. Check local listing for dates and times of the show on the following stations in the area:

- KOLN/KGIN Lincoln/Grand Island
- KMTV Omaha
- KSTF Scottsbluff
- KNOP North Platte
- KIIT North Platte
- Metro Sports Kansas City
- Cable One Sioux City, Iowa
- Lakes TV Cable Northwest Iowa

The Nebraska Radio Network



Warren Swain
Play-by-Play



Nick Joos
Color

Pinnacle Sports Productions is in its third year of producing live broadcasts of University of Nebraska sporting events, including men's basketball. Pinnacle, now owned by Triathlon, began its contract with Nebraska in 1996-97 and the contract continues through 2000-2001. The contract includes exclusive radio broadcast rights to Nebraska football, men's and women's basketball, baseball and volleyball. Pinnacle heads up a large network of state and national affiliates, which allows Husker games to be heard statewide and in various areas of the United States.

Pinnacle Sports has a 31-station network, including 29 in Nebraska and one in Iowa and one in South Dakota, for Husker men's basketball. The games can also be heard live on the Internet by accessing Nebraska's home page at huskerwebcast.com.

The on-air talent for Nebraska basketball will be the same as the past two seasons. Veteran sportscaster Warren Swain is in his third season as the Huskers' play-by-play voice. Swain has been in the sports radio business for nearly three decades. Before coming to Nebraska, he spent 11 years as the radio voice of University of Virginia football, basketball and lacrosse. Nebraska Director of Basketball Operations Nick Joos will once again serve as the color commentator for Husker games, both home and away. Joos is in his third year as the color commentator for all games and his fifth year of broadcasting NU road games.

In addition to carrying all Husker games, the Nebraska Radio Network will also carry a weekly radio show with Head Coach Danny Nee. Nee's radio show can be heard statewide on the network on Monday nights throughout the season. The show, which begins on Nov. 9 and continues through the end of the season, is aired from 6-7 p.m., with Jim Rose of Lincoln's KLIN serving as host.

In addition to carrying all Husker games, the Nebraska Radio Network will also carry a weekly radio show with Head Coach Danny Nee. Nee's radio show can be heard statewide on the network on Monday nights throughout the season. The show, which begins on Nov. 9 and continues through the end of the season, is aired from 6-7 p.m., with Jim Rose of Lincoln's KLIN serving as host.

1998-99 Network Stations

Ainsworth, KBRB-AM	1400
Alliance, KCOW-AM	1400
Aurora, KLRB-FM	97.3
Beatrice, KWBE-AM	1450
Broken Bow, KCNI-AM	1280
Broken Bow, KBBN-FM	98.3
Chadron, KCSR-AM	610
Columbus, KJSK-AM	900
Columbus, KLIR-FM	101.1
Falls City, KTNC-AM	1230
Fremont, KHUB-AM	1340
Grand Island, KRGJ-AM	1430
Holdrege, KUVR-AM/FM	1380/97.7
Kearney, KGFV-AM	1340
Kimball, KIMB-AM	1260
Lexington, KRVN-AM	880
Lincoln, KLIN-AM	1400
Lincoln, KFGE-FM	98.1
McCook, KKYT-FM	105.3
Norfolk, KNEN-FM	94.7
North Platte, KODY-AM	1240
Omaha, KKAR-AM	1290
O'Neill, KBRX-AM	1340
Scottsbluff, KNEB-AM	960
Sidney, KSID-AM	1340/98.7
Valentine, KVSH-AM	940
York, KAWL-AM	1370
Shenandoah, IA, KKBZ-FM	99.3
Sioux Falls, SD, KSFS-AM	1520

Nebraska Travel Plans

Top of the World Classic
Fairbanks, Alaska
 Nov. 17-23
 Commercial Airline
 Depart Omaha: 6:45 a.m., 11/17
 Depart Fairbanks: 11:30 p.m.
 (AST), 11/23
 Princess Hotel
 (907) 455-4477

Colorado State--Fort Collins, Colo.
 Dec. 11-12
 Charter Airline
 Depart Lincoln: 6 p.m., 12/11
 Fort Collins Marriott
 (970) 226-5200

San Francisco--San Francisco, Calif.
 Dec. 26-29
 Commercial Airline
 Depart Lincoln: 12:59 p.m., 12/26
 Depart San Francisco: 10:30 a.m.
 (PST), 12/29
 Marriott Fisherman's Wharf
 (650) 827-1000

UMKC--Kansas City, Mo.
 Dec. 29-Jan. 1
 Commercial Airline
 Arrive from San Francisco: 5:16
 p.m., 12/29
 Depart for Columbia: 10 a.m., 1/1
 Westin Crown Center
 (816) 474-4400

Missouri--Columbia, Mo.
 Jan. 1-2
 Charter Bus/Charter Airline
 Arrive from Kansas City: Noon, 1/1
 Holiday Inn Select
 (573) 445-8531

Baylor--Waco, Texas
 Jan. 15-17
 Commercial Airline/Charter Bus
 Depart Lincoln: 1:40 p.m., 1/15
 Depart Dallas: 9:05 a.m., 1/17
 The Clarion Inn
 (254) 757-2000

Oklahoma--Norman, Okla.
 Jan. 19-20
 Charter Airline
 Depart Lincoln: 4 p.m., 1/19
 Holiday Inn Norman
 (405) 364-2882

Iowa State--Ames, Iowa
 Jan. 29-30
 Charter Bus
 Depart Lincoln: 4 p.m., 1/29
 Best Western Star Light Village
 (515) 232-9260

Colorado--Boulder, Colo.
 Feb. 2-3
 Charter Airline
 Depart Lincoln: 4 p.m., 2/2
 Marriott Boulder
 (303) 448-6606

Kansas--Lawrence, Kan.
 Feb. 9-10
 Charter Bus/State Planes
 Depart Lincoln: 4 p.m., 2/9
 Holiday Inn Lawrence
 (913) 841-7077

Texas Tech--Lubbock, Texas
 Feb. 19-20
 Charter Airline
 Depart Lincoln: 4 p.m., 2/19
 Holiday Inn Civic Center
 (806) 763-1200

Kansas State--Manhattan, Kan.
 Feb. 23-24
 Charter Bus
 Depart Lincoln: 4 p.m., 2/23
 Holiday Inn Manhattan
 (913) 539-5311

Big 12 Tournament
Kansas City, Mo.
 March 3-7
 Plans TBA

Note: Nebraska will return to Lincoln immediately following all road games, unless noted.



Kansas City's Kemper Arena is in its third season as the site for the Phillips 66 Big 12 Conference Tournament. This year's tournament is scheduled for March 4-7.

NCAA Rule Changes

Men's Rule Changes for 1998-99

1-13 Recommend that all competitive basket rings be tested for rebound elasticity before each season and before postseason tournaments begin.

3-5 (1) The torso of the team jersey shall be a single solid color from the base of the neck to the bottom of the team jersey. Undershirts shall be similar in color to the torso of the shirt and shall not have frayed or ragged edges. If the undershirt has sleeves, they shall be the same length. (2) There are no restrictions in the area of the team jersey from the base of the neckline to the shoulder seam. If a back panel is used, it must be of the same color and no more than 3 inches in length. (3) Team names and/or abbreviations or player's names may be placed no closer than 1 inch from the plane of the top or bottom of the number. (4) Any form of decorative emphasis (e.g., paw, halo, crown, star) on an identifying name or abbreviation is only permitted if the name or abbreviation is located above the number. If a tail is used in the lettering of an identifying name or abbreviation, the name or abbreviation must be located below the number. (5) Decoration such as mascots, stars, commemorative/memorial patches and logos of any kind are permissible on the game jersey only within the 4-inch side insert.

4-2 A movable basket ring pulled down by a player and contacting the ball before the ring returns to its original position is basket interference.

4-14 When a double personal foul is called, the ball will be awarded to the team that was in possession when the foul was called. There will be no change in the possession arrow. The shot clock will not be reset.

7-5 When a held ball is initiated by the defensive team, the ball shall be awarded to the defensive team at the closest designated spot to where the held ball occurred.

Men's Approved Experimentation

The following experimental rules shall be used during selected exempted events that occur before January 1, 1999.

1. Television timeouts (full-length) will be called at the first dead ball after the 16-, 12-, 8- and 4-minute marks in each half. Teams do not possess full timeouts. Each team has five mini-timeouts (30 seconds in length) each team may carry over four to the second half. The first mini-timeout called in the game (by either team) automatically becomes a full timeout.

2. On a free throw, move the first lane-space 10 inches farther from the basket while retaining rule allowing eight players on the lane.

3. Change the shot-clock time from 35 seconds to 45 seconds.

Points of Emphasis

1. Rough Play Away From the Ball
2. Palming the Ball
3. Coaching-Box Restrictions

Men's Basketball Rules Committee

Reggie Minton, U.S. Air Force Academy (Chair); Ed Bilik, Springfield College, (Secretary-Rules Editor); Tim Autry, South Carolina State University; Clint Bryant, Augusta College; Ron Holmes, McMurry University; Art Hyland, Big East Conference; Debora Lazorik, Marietta College; Mike Montgomery, Stanford University; Tom O'Connor, George Mason University; Ted Paulauskas, Saint Anselm College; Andy Russo, Florida Institute of Technology; Roy Williams, University of Kansas; Jim Zalacca, State University College at New Paltz

Division I Men's Basketball Tournament Committee

C.M. Newton, athletics director, University of Kentucky (Chair); McKinley Boston, vice president for student development and athletics, University of Minnesota; Rudy Davalos, athletics director, University of New Mexico; Doug Elgin, commissioner, Missouri Valley Conference; Lee Fowler, athletics director, Middle Tennessee State University; Jack Kvancez, athletics director, George Washington University; Craig Thompson, commissioner, Sun Belt Conference; Michael Tranghese, commissioner, Big East Conference; Carroll Williams, athletics director, Santa Clara University

1999 Postseason Tournament Sites, Dates

1999 NCAA Tournament

1st & 2nd Rounds

March 11 & 13--(Thursday & Saturday)

- South:** Orlando Arena, Orlando, Fla.
RCA Dome, Indianapolis, Ind.
- West:** Key Arena, Seattle, Wash.
McNichols Sports Arena, Denver, Colo.

March 12 & 14--(Friday & Sunday)

- East:** Fleet Center, Boston, Mass.
Charlotte Coliseum, Charlotte, N.C.
- Midwest:** Bradley Center, Milwaukee, Wis.
Louisiana Superdome, New Orleans, La.

Regionals

March 18 & 20--(Thursday & Saturday)

- South:** Thompson-Boling Arena, Knoxville, Tenn.
- West:** America West Arena, Phoenix, Ariz.

March 19 & 21--(Friday & Sunday)

- East:** Continental Airlines Arena, East Rutherford, N.J.
- Midwest:** Trans World Dome, St. Louis, Mo.

Final Four

March 27 & 29--(Saturday & Monday)

- Tropicana Field, St. Petersburg, Fla.
Host: University of South Florida
Semifinal Matchups: East vs. Midwest and South vs. West

Future Final Four Sites

- 2000** RCA Dome, Indianapolis, Ind. (April 1 & 3)
Host: Butler University and Midwestern Collegiate Conference
- 2001** H.H.H. Metrodome, Minneapolis, Minn. (March 31 & April 2)
Host: University of Minnesota
- 2002** Georgia Dome, Atlanta, Ga. (March 30 & April 1)
Host: Georgia Institute of Technology

1999 NIT Sites, Dates

- First Round:** Campus Sites, March 10-12
Second Round: Campus Sites, March 15-16
Third Round: Campus Sites, March 17-19
Semifinals: Madison Square Garden, New York, N.Y., March 23
Finals: Madison Square Garden, New York, N.Y., March 25
Dates subject to change

1999 Big 12 Tournament

All games at Kemper Arena, Kansas City, Mo.
Thursday, March 4

- Game 1--Seed #9 vs. Seed #8, Noon**
Game 2--Seed #12 vs. Seed #5, 2:20 p.m.
Game 3--Seed #10 vs. Seed #7, 6:05 p.m.
Game 4--Seed #11 vs. Seed #6, 8:20 p.m.

Friday, March 5

- Game 5--Winner Game 1 vs. Seed #1, Noon**
Game 6--Winner Game 2 vs. Seed #4, 2:20 p.m.
Game 7--Winner Game 3 vs. Seed #2, 6:05 p.m.
Game 8--Winner Game 4 vs. Seed #3, 8:20 p.m.

Saturday, March 6

- Game 9--Winner Game 5 vs. Winner Game 6, 1 p.m.**
Game 10--Winner Game 7 vs. Winner Game 8, 3:20 p.m.

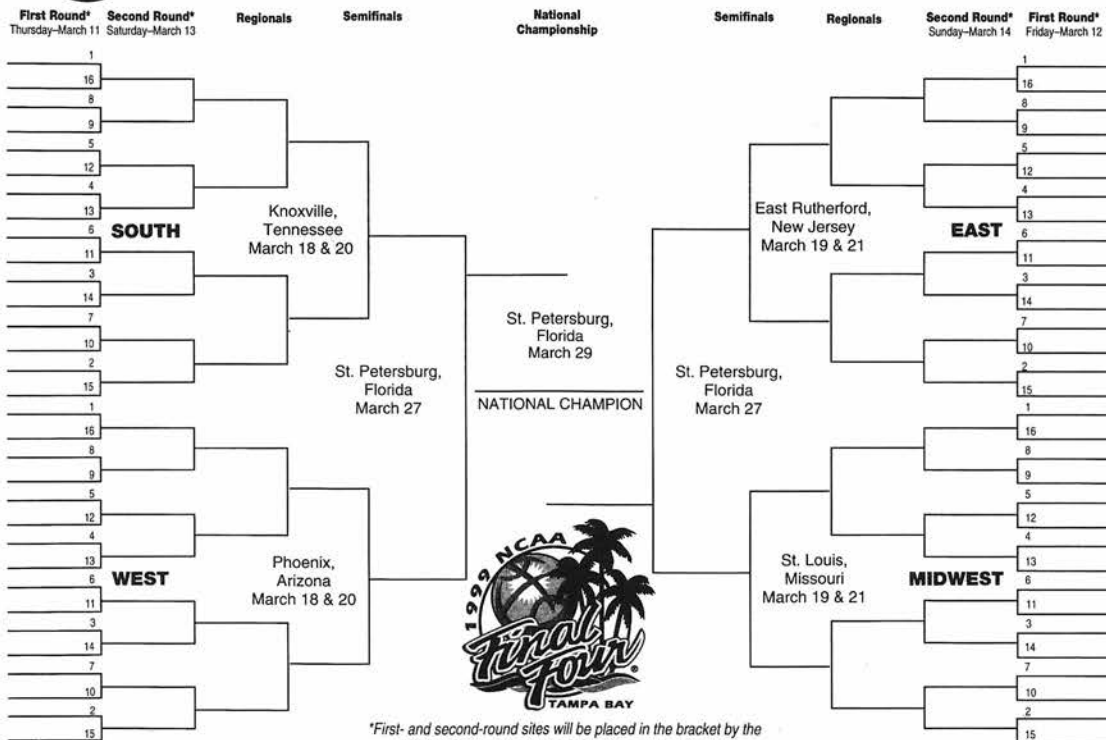
Sunday, March 7, Finals

- Game 11--Winner Game 9 vs. Winner Game 10, Noon**

Note: North and South Division champions receive the top two seeds in the Big 12 Tournament. The remainder of the seedings for the tournament are based on conference record, regardless of division.



1999 NCAA Division I Men's BASKETBALL CHAMPIONSHIP



*First- and second-round sites will be placed in the bracket by the NCAA Division I Men's Basketball Committee March 7.

© 1985, 1998 National Collegiate Athletic Association
No commercial use without the NCAA's written permission



Nebraska Basketball Media Outlets

Print Media

Omaha World-Herald
Steve Sinclair (SE)
*Lee Barfknecht**
Tom Shatel (Columnist)
 14th & Dodge
 Omaha, NE 68102
 (402) 444-1000
 Fax: 344-3343

Lincoln Bureau
 P.O. Box 80866
 Lincoln, NE 68501
 (402) 476-3132
 Fax: 476-6281

Lincoln Journal Star
John Mabry (SE)
*Curt McKeever**
Steve Sipple (Columnist)
 926 P Street
 Lincoln, NE 68508
 (402) 473-7431
 Fax: 473-7291
 *Beat Reporter

Associated Press
Tim Korte
 14th & Dodge
 Omaha, NE 68102
 (402) 391-0031
 Fax: 391-1412

Daily Nebraskan (Student)
 University of Nebraska
 34 Nebraska Union
 Lincoln, NE 68588-0448
 (402) 472-1765
 Fax: 472-1761

Beatrice Daily Sun
Jane White (SE)
 200 North 7th
 Beatrice, NE 68310
 (402) 223-5233
 Fax: 228-3571

Columbus Telegram
Don Strecker (SE)
 1254 27th Avenue
 Columbus, NE 68601
 (402) 564-2741
 Fax: 563-4127

Fremont Tribune
Brent Wasenius (SE)
 P.O. Box 9
 Fremont, NE 68206
 (402) 721-5000
 Fax: 721-8047

Grand Island Independent
Terry Douglass (SE)
 1st & Cedar
 Grand Island, NE 68801
 (308) 382-1000
 Fax: 382-8129

Hastings Tribune
Kyle Svec (SE)
 908 West 2nd
 Hastings, NE 68901
 (402) 462-2131
 Fax: 462-2184

Kearney Hub
Buck Mahoney (SE)
 13 East 22nd
 Kearney, NE 68847
 (308) 237-2152
 Fax: 234-5736

Norfolk Daily News
Jay Prauner (SE)
 525 Norfolk Avenue
 Norfolk, NE 68701
 (402) 371-1020
 Fax: 371-5802

North Platte Telegraph
Antone Oseka (SE)
 Box 370
 North Platte, NE 69103
 (308) 532-6000
 Fax: 532-9268

Scottsbluff Star-Herald
Sports Editor TBA
 Box 1709
 Scottsbluff, NE 69361
 (308) 632-0651
 Fax: 635-1258

York News-Times
Joel Tuxhorn (SE)
 P.O. 279
 York, NE 68467
 (402) 362-4478
 Fax: 362-6748

Huskers Illustrated
Chris Greer (Editor)
Mike Babcock (Contributing Editor)
 13645 Beta Road
 Dallas, TX 75244
 (972) 851-1700
 Babcock: (402) 477-8053
 Fax: 851-1720

Sports America
Kalani Simpson (Editor)
 3610 Dodge Street
 Omaha, NE 68131
 (402) 341-2444
 Fax: 345-1233

Television Stations

KOLN-TV (CBS, Chs. 10/11)
Scott Kilbury (SD), Luke Stuckmyer
 40th and W
 Lincoln, NE 68503
 (402) 467-9270
 Fax: 467-9208

KLKN (ABC, Channel 8)
Larry Puntney (SD), Russ Thaler
 3240 So. 10th Street

Lincoln, NE 68502
 (402) 436-2251
 Fax: 436-2236

KMTV (CBS, Ch. 3)
Rich Roberts (SD), Clay Matvick
 10714 Mockingbird
 Omaha, NE 68127
 (402) 592-4330
 Fax: 592-4714

KETV (ABC, Ch. 7)
Jon Schuetz (SD)
John Oakey, Sean McMahon
 27th & Douglas
 Omaha, NE 68131
 (402) 978-8958
 Fax: 978-8931

WOWT (NBC, Ch. 6)
Dave Webber (SD)
Merlyn Klaus, Ross Jernstrom
 3501 Farnam
 Omaha, NE 68131
 (402) 233-7940
 Fax: 346-6740

KPTM (Fox, Ch. 42)
Travis Justice (SD), Peter Thompson
 4625 Farnam
 Omaha, NE 68132
 (402) 554-4286
 Fax: 554-4292

KHAS-TV (NBC, Ch. 5)
Ed Littler (SD)
 P.O. Box 578
 Hastings, NE 68901
 (402) 463-1321
 Fax: 463-6551

NTV (ABC, Ch. 13)
John Haney (SD)
 P.O. Box 220
 Kearney, NE 68848
 (308) 743-2494
 Fax: 743-2644

KNOP-TV (NBC, Ch. 2)
Seth Denney (SD)
 P.O. Box 749
 North Platte, NE 69101
 (308) 532-2222
 Fax: 532-9579

KDUH-TV (NBC, Ch. 4)
Dale Ryman (SD)
 P.O. Box 1529
 Scottsbluff, NE 69361
 (308) 632-3071
 Fax: 632-3596

KSTF-TV (CBS, Ch. 10)
Roxanne Klass (SD)
 P.O. Box 1619
 Scottsbluff, NE 69361
 (308) 632-6107

KCAU-TV (ABC, Ch. 4)
Tim Seamon (SD)
 7th & Douglas
 Sioux City, IA 51101
 (712) 277-2345
 Fax: 277-4298

KTIV (NBC, Ch. 4)
 3135 Floy Blvd.
 Sioux City, IA 51105
 (712) 239-4100
 Fax: 239-3410

KUON-TV (PBS, Ch. 12)
Steve Alvis (Senior Producer)
Jim Carmichael (Producer)
 1800 North 33rd
 Lincoln, NE 68503
 (402) 472-3611
 Fax: 472-1785

Radio Stations

Pinnacle Sports Productions
Paul Aaron (President)
 *Warren Swain
 1047 No. 204th
 Elkhorn, NE 68022
 Phone: (402) 289-0808
 *-play by play announcer


KLIN (1400 AM)*
Jim Rose (program director)
John Bishop (sports director)
John Baylor, Gary Sharp
 4343 O Street
 Lincoln, NE 68510
 (402) 475-4567
 Fax: 474-8011

KKAR (1290 AM)**
Gary Java (SD)
 1001 Farnam Street
 Omaha, NE 68102
 (402) 342-2000
 Fax: 342-7041

KFAB (1110 AM)
Kent Pavelka (SD)
 5010 Underwood
 Omaha, NE 68132
 (402) 556-8000
 Fax: 556-8937

KFOR (1240 AM)
Chuck Stevens (SD)
 6900 Van Dorn, Suite 11
 Lincoln, NE 68506
 (402) 483-5100
 Fax: 483-4095

KRNU (90.5 FM)
 Sports Director
 258 Avery Hall
 Lincoln, NE 68588
 (402) 472-3054
 *-Lincoln affiliate for Husker BB
 **-Omaha affiliate for Husker BB



About Nebraska

BASKETBALL



Danny Nee Begins 13th Season at NU

1987-88

Though the Huskers finished just 13-18, Nebraska beat eventual national champion Kansas 70-68 in Lincoln on a jumper by Beau Reid as time expired.



1986-87

In his first season as head coach, Danny Nee's Huskers finished 21-12, missing the school record for season wins by one and finished third in the National Invitation Tournament.




1988-89

Nebraska made its second postseason tournament appearance under Nee, advancing to the NIT second round.



1989-90

Nebraska suffered its worst record under Nee as the Huskers went just 10-18. Rich King, Clifford Scales and Carl Hayes earned honorable-mention All-Big Eight awards.



1990-91

Nebraska won a school record 26 games and made the school's second-ever NCAA Tournament appearance. The Huskers finished with their highest ranking ever at No. 11 by the Associated Press.



1991-92

Nebraska (19-10) made back-to-back NCAA Tournament appearances for the first time in school history. Eight of its 10 losses were to nationally-ranked foes.




1992-93

With its second 20-win season in the last three years, Nebraska made a third straight NCAA Tournament appearance. Eric Piatkowski won first-team All-Big Eight honors.



1993-94

Nebraska recorded back-to-back 20-win seasons for the first time in school history and won the school's first-ever Phillips 66 Big Eight Tournament title.



1994-95

NU made its school-record-tying fifth straight postseason tournament appearance, advancing to the second round of the NIT, where it lost to Penn State 65-59. Jaron Boone earned second-team all-conference honors.



1997-98

The Huskers returned to the NCAA Tournament in 1997-98 and posted their fourth 20-win season in the last six years. Tyronn Lue was a consensus first-team All-Big 12 pick.

1996-97

Nebraska extended its school-record postseason streak to seven years. The Huskers were 18-15 in the first year of the Big 12. Danny Nee recorded his 200th win at Nebraska and his 300th overall collegiate victory.



1995-96

A late-season surge by the Huskers propelled them to a National Invitation Tournament Championship, the first national postseason championship of any kind in Nebraska history. The Huskers beat St. Joseph's 60-56 for the NIT crown.



A Look Back Through the Decades

1896-1906

Nebraska posted a 59-26 (.694) record in its first decade of basketball, including three undefeated seasons. In those 10 years, the Huskers were coached by Frank Lehmer, T.P. Hewitt, E. Berry, Fred Morrell, Walter Hiltner and R.G. Clapp.

1916-1926


Nebraska fashioned its first 20-win season ever in 1919-20 finishing 22-2 and setting a school record for wins that stood until 1990-91. During the decade Nebraska was 111-71 (.610) and had six winning campaigns.

1926-1936

NU opened the decade in the Nebraska Coliseum, but didn't have much of a home court advantage, finishing under .500 at home in 1925-26. In 1928-29, Nebraska joined Missouri, Kansas, Kansas State, Iowa State and Oklahoma in forming the Big Six Conference.

1956-66

Stu Lantz (left) capped off an otherwise disappointing decade by leading the Huskers to a second-place Big Eight finish and first-ever NIT appearance in 1965-66. The Huskers' 20-5 record was its first 20-win season since 1919-20. Lantz, who finished second to KU's Jo Jo White in the Sophomore-of-the-Year balloting, would go on to become a third-round NBA draft pick. For the decade, NU was 102-142 (.418).



1966-1976

Nebraska finished above .500 for the decade with a 147-111 (.570) record. Marvin Stewart became the first player to average 20 points in a season in 1970-71. The Huskers closed out the decade with a third-place Big Eight finish in 1975-76 and said goodbye to the Nebraska Coliseum. Jerry Fort earned three straight first-team all-conference awards from 1974-76.

1976-1986

The Cornhuskers posted a 175-119 (.595) record in this decade, including a 15-14 ledger in 1976-77, the first season at the Bob Devaney Sports Center. In 1977-78, the Huskers earned their second postseason tournament bid and first since 1966-67, advancing to the second round of the NIT. NU posted 20 wins twice during the decade (1977-78, 1982-83).

1906-16

The last five teams of the Huskers' second decade all posted winning records. The 1911-12 team (right) won the school's first Missouri Valley Conference title and then repeated as champs in 1912-13 and 1913-14.



1936-1946

Nebraska's record of 65-120 (.351) in this decade is its worst ever. Twice, in 1943-44 and 1944-45, the Huskers mustered only two wins. Sid Held and Don Fitz earned first-team All-Big Six honors in 1940-41. Nebraska lost to the eventual NCAA Champion in both 1939-40 (Indiana) and 1940-41 (Wisconsin).

1946-1956

The Huskers were 102-141 (.420) in the decade. However, the 1948-49 team tied for first in the Big Seven Conference and beat Oklahoma to advance to the NCAA District Tournament. Claude Retherford was a first-team All-Big Seven pick in that season and led the team in scoring. In 1949-50, Bus Whitehead earned first-team all-conference honors as NU tied Kansas and Kansas State for the Big Seven title.

1986-Present

The Huskers have enjoyed their most successful decade under the direction of Head Coach Danny Nee. In the past 12 seasons, Nebraska has won 20-or-more games six times, advanced to the NCAA Tournament five times, won its first-ever Phillips 66 Big Eight Tournament trophy in 1993-94 and in 1995-96 captured the NIT Championship.



The Bob Devaney Sports Center



C19

C20


C21

First Bank

HUSKERS 4:36
PERIOD 23
TIME OUT LEFT
FOULS FOUL-PLAYER FOULS
SEE DEVANEY CENTER

HOME 23 4:36 GUEST 22 First Bank

NEBRASKA



NEBRASKA

NEBRASKA

C24

C23

Home For The Huskers

National Coverage...Nebraska in the Spotlight



Media Attention

Eric Piatkowski is featured at a Los Angeles Clippers press conference after his trade to the Clippers following his selection in the first round by the Indiana Pacers in 1994.



World Travelers

Nebraska has traveled to Europe, Australia, Hawaii and Puerto Rico in the last 10 years. Last season Nebraska competed in the Outrigger Rainbow Classic in Honolulu.



With the resurgence of the Nebraska basketball program under Coach Danny Nee, media attention for the Huskers is at an all-time high. Nebraska is scheduled to make at least 10 national or regional television appearances during the 1998-99 season, including a national appearance against Iowa State on ESPN, Saturday, Feb. 13 and at Texas Tech on ESPN, Saturday, Feb. 20. In addition, six other games will be shown on the Big 12 Conference's syndicated television package.

The Big 12 has become a fixture on ESPN's "Big Monday" package. Last year, "Big Monday" earned the highest rating of any ESPN college basketball time slot.

The media attention isn't limited to television broadcasts as the Huskers are consistently covered by national print publications such as *USA Today*, *The Sporting News*, and *Basketball Times* as well as hundreds of regional media outlets. The state's two largest papers, *The Omaha World-Herald* and the *Lincoln Journal Star*, cover Nebraska basketball on a daily basis. Nebraska has been ranked at least once in the wire service polls in five of the last eight seasons, and in 1990-91, finished with its highest national rankings ever at No. 9 in the UPI poll and No. 11 in AP.

Husker basketball can be heard throughout the Midwest on the Nebraska Sports Network headed by Pinnacle Sports Productions. Calling the Husker action will be play-by-play announcer Warren Swain and color commentator Nick Joos.



National Forum

Nebraska made 13 national or regional television appearances a year ago.




On The Road Again

The Huskers have traveled to 24 states and three continents, including Australia and Europe, in Danny Nee's 12 seasons as Nebraska's head coach.

Did You Know That...


- ◆ Nebraska has averaged more than 14 regional or national television appearances in the last eight seasons.
- ◆ The Huskers are one of 17 teams which have made eight consecutive postseason trips.
- ◆ Husker athletes are consistently covered by the nation's leading publications including *The Sporting News* and *USA Today*.
- ◆ Nebraska has traveled to Europe, Australia, Hawaii (five times) and Puerto Rico (three times) during the last 11 years. The Huskers are scheduled to make their first ever trip to the state of Alaska when they compete in the Top of The World Classic, Nov. 19-22, in Fairbanks.
- ◆ The Huskers have plans to go to Europe, Hawaii, Puerto Rico and Alaska between 1999 and 2003 and have non-conference matchups at Minnesota and Pittsburgh on future schedules.

Husker Basketball...Making its Mark on the NBA



Erick Strickland

Erick Strickland has established himself as one of the top young guards in the league, scoring 30 points in a nationally-televised game against the Sonics in January, 1998. Strickland signed a six-year deal worth more than \$14 million in 1997.



Eric Piatkowski

Eric Piatkowski enters his fifth season with the Los Angeles Clippers after starting 35 games last year. Piatkowski was part of four Husker NCAA Tournament teams and finished his career second on NU's all-time scoring list.



Did You Know That...

- ◆ Nebraska has had 23 players drafted by the National Basketball Association.
- ◆ In the 1990s Nebraska has had three first-round selections in the NBA Draft. Rich King was the 14th selection in 1991, Eric Piatkowski was picked 15th overall in 1994 and Tyronn Lue was selected 23rd in 1998.



Tyronn Lue

Tyronn Lue was originally drafted 23rd in the 1998 NBA Draft by the Denver Nuggets, but was immediately traded to the Los Angeles Lakers.




"The Nebraska program from top to bottom was first class. My four years in Lincoln were some of the best years of my life. I enjoyed the experience athletically and academically. The Nebraska fans are great. Being from Omaha, I had seen how Husker fans get behind their teams and I wasn't disappointed once I got to Nebraska."

-- Erick Strickland, Dallas Mavericks

Nebraska Facilities...Second to None

Bob Devaney Sports Center


The 14,200-seat Bob Devaney Sports Center has been the home of Husker basketball since 1976.



The 14,200-seat Bob Devaney Sports Center is one of the most beautiful arenas in the Big 12 Conference. Opened in the fall of 1976, the Big 12's third-largest arena is located on the Nebraska State Fairgrounds. The building, a \$13 million project, houses the Husker basketball, track, swimming, wrestling and gymnastics teams. A number of other activities, including concerts and commencements, are held in the arena.

Since the building became the home of Husker basketball, more than 3.7 million fans have passed through the Devaney Center turnstiles. Named after Bob Devaney, Nebraska's highly successful football coach and athletic director (1962-93), the Husker faithful have flooded into the Devaney Center in record numbers.

Raucous Nebraska crowds have cheered NU to a 22-year record of 266-74 (.782) in the building, including a 103-24 record during the last eight seasons.



Sapp Recreation Center


Nebraska's \$17 million Lee and Helene Sapp Recreation Facility, arguably the best in the nation, provides UNL students with the latest in recreational equipment.



Memorial Stadium

Memorial Stadium has an NCAA record 227 sellouts and has been the home of Big Red football since 1923.

Nebraska Facilities...Everything You'll Ever Need



Medical Facilities

The newly remodeled medical facilities at Nebraska are on par with the nation's top programs. State-of-the-art training facilities are located in both the Bob Devaney Sports Center and in South Memorial Stadium.



Locker Rooms

The Nebraska ready room and locker room in the Bob Devaney Sports Center have both been completely refurbished in recent years.



Medical Staff

NU's medical staff includes six full-time trainers, including two registered physical therapists. Four doctors are available every day to treat Husker medical needs.



Did You Know That...


- ◆ The NU athletic department is self supporting as it receives no state funding or student fees.
- ◆ Nebraska has won nearly 80 percent of its games in 22 seasons of play in the Devaney Center.
- ◆ The Devaney Center is the Big 12's third-largest arena.

Husker Power...A Model Program



The Strength Complexes

In March of 1990, Nebraska unveiled a new 30,000 square-foot strength training facility that has set a new standard for weightrooms across America. The strength complex under the West Stadium, is the nation's largest and finest. Several other universities have expanded their weightrooms to challenge that reputation, but Nebraska is still a step ahead. NU also boasts a state-of-the-art weightroom in the Bob Devaney Sports Center which recently underwent major renovations.



Supervision

Nine full-time strength and conditioning specialists provide year-round weightlifting supervision.

Husker Power: Three Reasons For Success

1. Program

The Husker Power strength and conditioning program is individualized for each athlete. The Performance Buffet enhances performance as does the motivation and visualization program.

2. Supervision

The Athletic Performance Team combines nine full-time strength and conditioning specialists, a certified nutritionist and a Performance Psychologist. The Performance Team provides a wide range of services to help athletes prepare for a successful athletic career.


3. Facilities

The Nebraska Strength Complex is recognized as the finest in the country and facilities include a Bob Devaney Sports Center weight room and Bob Devaney indoor track weight room. The Performance Buffet is also nationally recognized for improving the performance of Nebraska athletes. The Wayne Meylan room is used for supplements and for body composition testing.



Lifter-of-the-Year

Awards are given annually to the top lifters in every sport. In 1998, Larry Florence was named the men's basketball recipient.



Did You Know That...

- ◆ More than 31 universities and 14 professional teams have hired assistants from Boyd Epley's strength and conditioning staff since 1974, including Alabama, Arizona State, Florida, Miami, Notre Dame, Ohio State, Oklahoma, Stanford, Texas A&M and UCLA.
- ◆ The Husker Power Program has helped turn six former football walk-ons into All-Americans – Harry Grimminger, Derrie Nelson, Jarvis Redwine, Jim Skow, Jared Tomich and Jimmy Williams.


Game Day at Nebraska...Where the Magic Begins



Only 15 of the nation's 300-plus Division I schools have a longer active postseason streak than Nebraska.

Fired Up

The Nebraska Yell Squad and Big Red Express band help lead the Devaney Center's 14,200 faithful on game day.



Packing 'Em In

More than 1.5 million fans have packed the Devaney Center over the last eight years to watch Nebraska basketball. That accounts for more than 41 percent of the total attendance in the building's 22-year history.

With 227-consecutive home football sellouts in Memorial Stadium, Nebraska has traditionally been known as a football school. But the demand to see Danny Nee's Huskers continues to grow, making Big Red basketball one of the town's hottest tickets.

"There is no place like Nebraska, dear old Nebraska U..." And, in Nebraska, there's no better place to be from November through March than the Bob Devaney Sports Center for Husker Hoops.

Coach Nee's up-tempo style of play allows his players to showcase their skills and has kept the fans coming back for more. It's competition in the nation's toughest and newest conference -- the Big 12. For 17 days and nights in the winter, Husker Hoops is the show. For the players, coaches and fans, Nebraska basketball is a game for the 1990s. It's 40 minutes of high-flying, prime-time college basketball excitement.



Filled To Capacity

When filled to capacity for Husker basketball games, the Devaney Center equals the state's 11th-largest city.

Did You Know That...

- ◆ Nebraska ranked 44th nationally in attendance last year.
- ◆ The Big 12 Conference averaged more than 8,769 fans per game in its second season. The league had six schools rank in the top 50 nationally in attendance.
- ◆ Nebraska is one of seven NCAA Division I institutions with 1,000 or more all-time basketball wins and more than 700 all-time football victories.
- ◆ The Big 12 Conference sent half of its teams to postseason play in its second year of existence.
- ◆ The Big Eight Conference sent five or more teams to postseason play in each of its final 12 seasons. The Big 12 has sent at least six teams in its first two years.

The Hewit & Boekel Centers...Learning to Excel



The Hewit Center

Located in West Memorial Stadium, the Hewit Center for Student-Athletes houses the Performance Buffet where NU athletes can enjoy lunch or dinner.

Nebraska's academic facilities are among the finest in the nation. In fact, *College Athletic Management* magazine and Walt Disney Corp., have honored the Huskers' support system as the most comprehensive and innovative in the country. Located in the West Stadium, the Hewit Center for Student-Athletes allows Nebraska student-athletes access to the latest academic support services.

The \$2.3 million academic area originated in 1983 and was expanded in 1989 to nearly 30,000 square feet in size. Initial funding came from the Nebraska football teams' appearance in the inaugural Kickoff Classic in 1983. The money from that game, combined with generous donations from the Boekel and Hewit families, enable Nebraska student-athletes to enjoy the best academic support center in the country. The Hewit Center for Student-Athletes provides student-athletes the opportunity for excellence.

Best in the Nation

The Boekel Academic Center houses Nebraska's academic advisors and computer labs.

The NU academic program was recently voted as the best in the nation by *College Athletic Management Magazine*.



Advancements in Learning

A newly expanded 40 terminal computer lab located in the Hewit Center shows Nebraska's commitment to keeping up with advancements in learning and technology.



Did You Know That...

- ◆ Nebraska was reclassified as a Research University I by the Carnegie Foundation for the Advancement of Teaching. That distinction is the highest possible classification a university can earn.
- ◆ There are 1,516 academic faculty members at Nebraska, giving Nebraska a student-faculty ratio of 16 to 1.
- ◆ The \$30 million George W. Beadle Center for Genetics and Biomaterials Research, opened in the fall of 1995, provides a new focus for research and development in biotechnology, biochemistry, biological materials, and chemical engineering and related fields.

Academics...A Top Priority At NU



Specialization

The University of Nebraska offers nine colleges from which students can earn their degrees.

Academic Supervision

The Academic Programs and Student Services Team provides personal support and professional development for NU student-athletes.



"To offer an academic support program integrated with the campus that will assist all student-athletes with the transition into college and continued support in all phases of academic and professional development culminating with graduation, job placement or graduate school."

--Statement of Philosophy
Univ. of Nebraska Academic Programs
and Student Services



The Academic Experience: Three Steps to Success

With an enrollment of nearly 25,000 students, the University of Nebraska-Lincoln offers an environment rich in academic tradition. Faculty members at Nebraska have long been recognized for serving students with excellence, distinction and a level of expertise matched by few.

There are nine academic colleges at the University of Nebraska, and each offers a variety of disciplines for students to select. The colleges are: Agriculture, Architecture, Arts and Sciences, Business Administration, Engineering and Technology, Human Resources and Family Science, Journalism and Mass Communications, Teachers College and Fine and Performing Arts.

From the day student-athletes decide the University of Nebraska is the right place to be, the athletic academic counseling unit provides personal support, academic support and professional development to ensure that student-athletes will get the most out of their years as Huskers.

Professional Development Counseling at Nebraska

1. **Career Exploration**--Knowing that less than 1 percent of all collegiate athletes advance to professional sports, Nebraska pioneered a comprehensive Career Counseling Program for student-athletes in 1988. This program has been modeled by many other NCAA institutions and is now a component of the NCAA Life Skills Program.

The exploration phase has programs designed to help with career selection and clarification. These programs include: interest inventories, DISCOVER (an interactive computerized career guidance program), monthly career nights, career fairs, shadowing experiences, internships and cooperative education.

2. **Career Planning**--An important aspect of preparing for a career is the teaching of job-development skills. At Nebraska, methods are taught to improve these skills, including resume development, cover-letter writing, job search strategies, interviewing skills, and graduate, law and medical school placement assistance.

3. **Career Placement**--Assistance is provided in securing full-time employment upon graduation. Both the University Career Services office and Alumni office play an instrumental role in the placement process.

4. **Degree Audit Program**--The Hewitt Center has a tracking system in place to ensure accurate course selection and provide monitoring of each student-athlete's progress toward a degree in his/her chosen field. Nebraska boasts an 86 percent graduation rate of those who complete their collegiate eligibility at Nebraska.

Academic and Personal Support...Always Available



Academic Support

- 1. Tutorial Support**--One of Nebraska's largest and perhaps most beneficial support services for student-athletes is the Tutorial Program. Mentor tutors and subject tutors assist student-athletes in making successful transitions into college, while experiencing academic success.
- 2. Supplemental Instruction**--A sub-component of the tutorial program, this program is effective in helping student-athletes get adjusted to college academics, while enhancing academic self-esteem and study skills.
- 3. Academic Supervision**--In order to monitor the academic and graduation progress of Husker student-athletes, the counselors dedicate extensive time toward academic supervision. Counselors receive periodic grade reports from faculty, and various study hall and class attendance programs are in place, all for the benefit of the student-athletes.
- 4. Computer Resources**--Student-athletes can become more efficient and productive by accessing a variety of state of the art software programs in the newly expanded 40 terminal computer lab located in the Hewit Center. The lab features a combination of IBM and MacIntosh computers complete with laser-jet printers.
- 5. Educational Assessments**--During new student-athlete orientation, the academic staff administers a variety of educational assessments to student-athletes to better determine academic strengths and areas for improvement. The results help counselors and athletes to develop a personalized academic support team.


Personal Support

- 1. Orientation**--The Hewit Center coordinates an annual New Student-Athlete Orientation program aimed at helping student-athletes experience a smooth transition into college life.
- 2. Personal Counseling**--Counseling staff members provide student-athletes with a supportive and caring environment. Areas addressed within personal counseling include: transitional issues, stress management, academic focus and personal crisis intervention.
- 3. Multi-Cultural Support**--This program is designed to enhance cultural awareness for all student-athletes to help build a supportive, caring environment while learning about different cultural backgrounds. Educational programs and sensitivity trainings are also offered to student-athletes, coaches and administrators.
- 4. Husker Outreach Program**--Involvement in the award-winning Husker Outreach Program gives Husker student-athletes the opportunity to make a positive impression on youth, while the student-athletes further develop their own leadership and interpersonal skills. Through Ventures in Partnership activities, National American Education Week, and the annual "School is Cool" Jam sessions, more than 80,000 youth statewide hear motivational and inspirational messages.
- 5. Student-Athlete Advisory Board**--Student-athletes from every sport meet regularly with athletic department administrators in order to be included on all decisions affecting their personal, academic and professional development. The Board was recognized by *College Athletic Management* magazine as the top student organization in the nation and has been a model for many other universities.
- 6. Preparation for Life After Sports**--Seminars and counseling support aimed at helping student-athletes with the disengagement from athletics while discovering how to maximize transferable skills.
- 7. NCAA Life Skills Program**--Student-athletes receive expert education and intervention regarding personal and social issues. Campus administrators, national experts and former student-athletes share information and insights to assist student-athletes in making responsible decisions. In the fall of 1998, Nebraska was awarded the CHAMPS/Life Skills Program of Excellence Award.



Outreach Program

The Husker Outreach Programs allow student-athletes to come in contact with 70,000 prepsters annually.




Dedicated To Excellence

The Dedicated to Excellence Tour traveled throughout the state in 1997-98, with stops in Kearney, Wayne, Sidney and North Platte.

Academic Success...Huskers Lead the Nation

Graduation

Of the 42 players under Nee who have completed their eligibility at Nebraska, whether scholarship or walk-ons, 29 have left with a degree in hand. Nebraska's graduation rates for all sports, including only those students who completed their eligibility at NU, is an outstanding 86 percent.



ACADEMIC ALL-AMERICANS	Nebraska	157
	Notre Dame	102
	Ill. Wesleyan	90
	Bucknell	88
	MIT	82
	UCLA	73

*All teams, all sports as of July 1998

Did You Know That...

- ◆ Nebraska has the highest number of first-, second- and third-team GTE/CoSIDA Academic All-Americans in the nation with 157, 50 more than any other school.
- ◆ Husker student-athletes have earned 13 NCAA Today's Top Eight Awards, more than any other school.
- ◆ Husker athletes consistently top the academic all-conference list. Last season, Nebraska's Andy Markowski was a first-team All-Big 12 selection for the second straight year.
- ◆ The Nebraska basketball program has produced at least one first-team academic all-conference player for 15 straight years.
- ◆ Nebraska has been tabbed one of 36 flagship universities and is considered one of the best values among the nation's colleges and universities by the Center for Studies in College Enrollment.
- ◆ Nebraska student-athletes who continue with graduate school received more than \$70,000 in postgraduate scholarship money in 1997.

The success of Nebraska athletes is not limited to the athletic arenas. More Husker student-athletes have been selected to the GTE/CoSIDA Academic All-America team than athletes from any other school in the country, and more Huskers have earned academic all-conference honors than athletes from any other conference school.

No school has had more athletes receive the NCAA's highest award, The Today's Top Eight, than Nebraska. Husker athletes also have been awarded the third-highest number of NCAA postgraduate scholarships to help further their educations.

Awards and Honors Received by NU NCAA Today's Top Eight Award

The most prestigious honor a student-athlete at an NCAA member institution can win is the Today's Top Eight Award. The University of Nebraska-Lincoln is proud to claim it has had more student-athletes win this award than any other school. Grant Wistrom became the ninth Husker football player and NU's 13th recipient of the prestigious Today's Top Eight Award in 1997.

GTE/CoSIDA Academic All-America Teams

Since 1952, sports information directors have selected academic All-America teams from qualified student-athletes representing eight different sports.

The University of Nebraska-Lincoln has had more male and female student-athletes selected as academic All-Americans than any other school in either the University or College Divisions.

As of June 1998, the University of Nebraska has seen a total of 157 student-athletes earn this distinction, 50 more than second-place Notre Dame's 107. NU also leads the nation in first-team GTE/CoSIDA Academic All-Americans with 90. The men's basketball program has produced four Academic All-America performers.

Academic All-Conference

Nebraska has established itself as the dominant school in the Big 12 for academic excellence, consistently placing more athletes than any other conference school on that list.



Academic Honors

Nebraska athletes have earned an NCAA-leading 157 GTE/CoSIDA Academic All-America awards. The academic center allows student-athletes to enjoy the best academic support in the nation.

Husker Athletics...Nationally Prominent



Football

Led by Lombardi Award winner Grant Wistrom, the Nebraska football team won its third national title in the last four years and sent retiring Coach Osborne out with a 255-49-3 career record.



Softball

Led by first-team All-Americans Ali Viola and Jenny Voss, the 1998 NU softball team finished the season ranked fifth after advancing to the College World Series for the first time in a decade.



Soccer

In only its fourth season of existence, the NU soccer team earned its second straight top-10 finish, ending the 1997 season ranked seventh. Kim Engesser led the NCAA in goals in 1997.

Men's Gymnastics


Marshall Nelson defended his national title on the parallel bars in 1998 by scoring a 9.7875 to capture the third national crown of his career.

1997-98 Sears Directors' Cup Final Standings


Institution	Points
1. Stanford	1010
2. Florida	660
North Carolina	660
4. UCLA	630
5. Michigan	620
6. Arizona	510
7. Georgia	500
8. Washington	460
9. Nebraska	450
10. Louisiana State	440
Southern California	440
12. Arizona State	430

Did You Know That...

- ◆ Nebraska's athletic teams took home league titles in football, women's swimming, men's indoor track, women's gymnastics, softball and men's outdoor track in 1997-98.
- ◆ Nebraska was one of only four teams in the nation that had a football team in a bowl game, both basketball teams in the NCAA Tournament, the volleyball team in the NCAA Tournament and either a baseball or softball team in the College World Series in 1997-98.



Tradition-Rich Athletic Programs



Did You Know That...

- ◆ Every Husker athletic team finished with a winning record in 1997-98.
- ◆ Seven of NU's athletic teams earned top 10 national finishes, as Nebraska claimed ninth place in the fifth-annual Sears Directors' Cup.
- ◆ Nebraska is one of seven NCAA Division I Institutions with 700 or more football wins and 1,000 or more basketball wins.

Women's Basketball

The NU women's basketball team recorded a school-record tying 23 wins in 1997-98 and advanced to the second round of the NCAA Tournament under new head coach Paul Sanderford.



Track & Field

Led by senior Tressa Thompson, who won the third national shot put title of her career, the women's track and field team took eighth at the outdoor championships.



Men's Golf

The NU men's golf team won three tournaments in the spring of 1998 and finished 20th at the NCAA Championships, qualifying for nationals for the first time since 1978.




Swimming & Diving

Led by a combined 17 All-Americans, the swimming and diving teams both earned top-20 finishes for the second straight year.



Cross Country

In 1997, both the men's and women's cross country teams finished in the top 20 for the second consecutive year.



Volleyball

The volleyball team qualified for the NCAA Tournament for the 16th-consecutive year in 1997.


1997-98 Big 12 All-Sport Standings

Institution	Points
1. Nebraska	177
2. Texas	154
3. Texas A&M	132
4. Oklahoma	115
5. Missouri	112.5
6. Oklahoma State	109
7. Iowa State	104.5
8. Kansas	102
9. Baylor	100
Colorado	100
11. Texas Tech	92
12. Kansas State	64

as compiled by the Omaha World-Herald

1998-99 Nebraska Basketball

Lincoln...An All-America City



The Star City

Lincoln is one of the nation's fastest growing non-Sun Belt cities and is located near several metropolitan areas. Lincoln, home of Nebraska's state capitol, is a progressive city that offers a wide variety of activities.

Quality of Life

Featuring the advantages of an urban setting, the Star City is only minutes away from the scenic beauty and wide-open spaces of America's Heartland. Living in Lincoln enables one to enjoy the benefits of life in a city, while residing in a community that consistently lists one of the lowest crime rates in the nation among cities its size.



Recreation

Nebraska's capital city has more than 6,000 acres of parks, including 10 lakes, 11 municipal swimming pools, more than 30 miles of paved bike paths and trails and 10 public golf courses. Opportunities are always available to enjoy the outdoors with 15,000 acres of surrounding recreational areas.




Did You Know That...

- ◆ A 1995 study by Zero Population Growth named Lincoln the fifth-best city in the U.S. to raise children.
- ◆ The average movie ticket in Lincoln is \$6.00 while a matinee is only \$3.75. There are 22 movie screens located within walking distance from campus, nine of these featuring \$1.75 movies every day.
- ◆ The average price of a hotel room in Lincoln is \$45 with an offering of 3,300 rooms at more than 40 hotels.
- ◆ Rent for a two-bedroom apartment in the capital city averages \$470 per month.
- ◆ The price for a round of golf at a public course is less than \$19.
- ◆ The average unemployment rate in Lincoln was less than 3 percent for the last decade.
- ◆ Lincoln's population of 208,000 makes it the second-largest city in the Big 12 Conference.
- ◆ The average daily temperature in Lincoln is 65 degrees.



Tradition-Rich Athletic Programs



Did You Know That...

- ◆ Every Husker athletic team finished with a winning record in 1997-98.
- ◆ Seven of NU's athletic teams earned top 10 national finishes, as Nebraska claimed ninth place in the fifth-annual Sears Directors' Cup.
- ◆ Nebraska is one of seven NCAA Division I Institutions with 700 or more football wins and 1,000 or more basketball wins.

Women's Basketball

The NU women's basketball team recorded a school-record tying 23 wins in 1997-98 and advanced to the second round of the NCAA Tournament under new head coach Paul Sanderford.



Track & Field

Led by senior Tressa Thompson, who won the third national shot put title of her career, the women's track and field team took eighth at the outdoor championships.




Men's Golf

The NU men's golf team won three tournaments in the spring of 1998 and finished 20th at the NCAA Championships, qualifying for nationals for the first time since 1978.



Swimming & Diving

Led by a combined 17 All-Americans, the swimming and diving teams both earned top-20 finishes for the second straight year.



Volleyball

The volleyball team qualified for the NCAA Tournament for the 16th-consecutive year in 1997.



Cross Country

In 1997, both the men's and women's cross country teams finished in the top 20 for the second consecutive year.

1997-98 Big 12 All-Sport Standings

Institution	Points
1. Nebraska	177
2. Texas	154
3. Texas A&M	132
4. Oklahoma	115
5. Missouri	112.5
6. Oklahoma State	109
7. Iowa State	104.5
8. Kansas	102
9. Baylor	100
Colorado	100
11. Texas Tech	92
12. Kansas State	64

as compiled by the Omaha World-Herald

The University of Nebraska



University of Nebraska

The University of Nebraska was chartered by the Legislature in 1869 as the state's public university and land-grant institution. Founded in Lincoln, the University of Nebraska was expanded in 1968 into a state educational system now comprising four campuses under the guidance of a Board of Regents and a central administration.

The University of Nebraska-Lincoln includes the agricultural components organized within the Institute of Agriculture and Natural Resources. A long-time member of the American Association of Universities and a Carnegie Institution Research I University, UNL is Nebraska's land-grant university and its major comprehensive institution of higher education.

A Wide Variety

Quality instruction is emphasized in UNL's nine undergraduate colleges, the Graduate College and the College of Law. The Colleges of Agricultural Sciences and Natural Resources, Architecture, Arts and Sciences, Business Administration, Engineering and Technology, Fine and Performing Arts, Human Resources and Family Sciences, Journalism and Mass Communications and Teachers College offer 145 undergraduate and 119 graduate programs leading to career opportunities in the arts, the sciences, the humanities and the professions.



Attractions


The campus is home to the nationally renowned Sheldon Memorial Art Gallery and Sculpture Garden, the Christlieb Collection of Western Art and the Lied Center for Performing Arts. The University of Nebraska State Museum boasts a world-class fossil collection and maintains research sites such as Ashfall Fossil Beds State Park, among others.

A Modern and Progressive University



Research

The \$30 million George W. Beadle Center for Genetics and Biomaterials Research, which opened in 1995, provides a new focus for research and development in biotechnology, biochemistry, biological materials and chemical engineering and related fields.




Famous Nebraska Alumni

- ◆ Warren E. Buffet, Class of 1951, Financier
Chairman & CEO of Berkshire Hathaway Inc.
Third on Forbes 400 List
- ◆ Johnny Carson, Class of 1949, Entertainer
Host of NBC's Tonight Show, 1962-92
- ◆ Willa Cather, Class of 1895, Author
1923 Pulitzer Prize winner for *One of Ours*
- ◆ Harold E. Edgerton, Class of 1925, Inventor
Inventor of strobe light for high-speed photography
- ◆ Barbara Hendricks, Class of 1969, Opera Singer
Internationally acclaimed lyric soprano
- ◆ Leta Stetter Hollingworth, Class of 1906, Educ. Psych.
Founder of first school for gifted children
- ◆ Gen. John J. Pershing, Class of 1893, Military Strategist
American Expeditionary Forces Commander in WWI

Distinguished Alumni

Over the years, alumni such as authors Willa Cather and Mari Sandoz, legal educator Roscoe Pound, anthropologist Loren Eiseley, Pulitzer Prize-winning journalists James Risser and Marjie Lundstrom, presidential advisers such as Ted Sorensen and Clayton Yeutter, Nobel-prize winning scientists such as George W. Beadle and Donald Crum, inventor Harold "Doc" Edgerton and computer pioneer Jay Forrester have enriched the university's tradition of leadership and scholarly excellence.

Lincoln...An All-America City



The Star City

Lincoln is one of the nation's fastest growing non-Sun Belt cities and is located near several metropolitan areas. Lincoln, home of Nebraska's state capitol, is a progressive city that offers a wide variety of activities.

Quality of Life

Featuring the advantages of an urban setting, the Star City is only minutes away from the scenic beauty and wide-open spaces of America's Heartland. Living in Lincoln enables one to enjoy the benefits of life in a city, while residing in a community that consistently lists one of the lowest crime rates in the nation among cities its size.



Recreation

Nebraska's capital city has more than 6,000 acres of parks, including 10 lakes, 11 municipal swimming pools, more than 30 miles of paved bike paths and trails and 10 public golf courses. Opportunities are always available to enjoy the outdoors with 15,000 acres of surrounding recreational areas.



Did You Know That...

- ◆ A 1995 study by Zero Population Growth named Lincoln the fifth-best city in the U.S. to raise children.
- ◆ The average movie ticket in Lincoln is \$6.00 while a matinee is only \$3.75. There are 22 movie screens located within walking distance from campus, nine of these featuring \$1.75 movies every day.
- ◆ The average price of a hotel room in Lincoln is \$45 with an offering of 3,300 rooms at more than 40 hotels.
- ◆ Rent for a two-bedroom apartment in the capital city averages \$470 per month.
- ◆ The price for a round of golf at a public course is less than \$19.
- ◆ The average unemployment rate in Lincoln was less than 3 percent for the last decade.
- ◆ Lincoln's population of 208,000 makes it the second-largest city in the Big 12 Conference.
- ◆ The average daily temperature in Lincoln is 65 degrees.



Nebraska...The Good Life




Did You Know That...

- ◆ Nebraska originated from the Otoe Indian word "Nebrathka" meaning flat water, which is what the Otoe's called the Platte River.
- ◆ Nebraska was the home or birthplace of Williams Jennings Bryan, Red Cloud, Crazy Horse, Warren Buffett, Malcolm X, Henry Fonda, Willa Cather, Mari Sandoz, John J. Pershing, Johnny Carson, Dick Cavett, Darryl F. Zanuck, Marlon Brando, Fred Astaire, Gerald Ford, Roger Welsch, Lloyd Talbot and Robert Taylor.
- ◆ There are 178 golf courses throughout the state of Nebraska, including 15 in the Lincoln area.
- ◆ Players on the 1998 Husker basketball squad hail from 10 different states.


The Great Outdoors

Relax, play or fish in the 23,000 miles of rivers and streams or the 250 public lakes and reservoirs that make up the state of Nebraska. The jewel of Nebraska's reservoirs is Lake McConaughy, which has 100 miles of Caribbean-like white beaches.



Omaha

Nebraska's largest city, with a population of 670,300, Omaha is less than an hour's drive from Lincoln (56 miles) and features some of the best entertainment in the Midwest. Omaha is home to the AAA baseball Golden Spikes, the USHL's Lancers and the annual College World Series. Omaha is also home to Nebraska's top tourist attraction, the Henry Doorly Zoo, which features the world's largest indoor rainforest.



The Old West

Chimney Rock once served as a landmark to pioneers heading west along the Oregon Trail. Western Nebraska is home to many points of interest along the Oregon, Mormon and California trails.

NU Student-Athletes...A Lifelong Commitment

The following article is reprinted from the October 5, 1997, edition of the Omaha World-Herald.

By Lee Barfknecht

You're 48 years old. You live in New York City. You're a commercial real estate agent whose earnings range from \$40,000 to \$80,000 annually. And you're the father of an 8-year-old son you adore.

Sounds like life was good for Clifford Moller. And it was, he said.

So why did he cut his business ties this summer, leave his family and friends and give up his Manhattan apartment to move into a University of Nebraska dorm room and enroll as an undergraduate majoring in communications?

Moller laughs when lunacy is suggested as a reason.

"People have said that," he said. "But the majority of those I talked to about this adventure were in favor of it. If there were any discouraging words, they were about moving away from my son.

"But once I got on this road, I had to keep going. In the long run, it will be for the best."

The road that Moller has chosen will take him down a path on which he first started in 1967 as a scholarship basketball player at Nebraska.

Ex-Husker Assistant Glenn Potter, in New York to scout a player on another team, was so impressed with Moller that he started to recruit the 6-foot-1 all-city guard. After a trip to Lincoln where his hosts were eventual Husker basketball Hall of Famers Nate Branch and Stuart Lantz, Moller said he chose Nebraska over North Carolina, South Carolina, Long Island U., Weber State and Fairleigh Dickinson.

Why?

"Nebraska was an exotic name to me at the time," he said. "It was far away and sounded appealing."

Moller had a promising season on the Husker freshman team--first-year players were ineligible for varsity play at that time--averaging 14.2 points a game. But he scored only 3.1 points as a sophomore reserve, then quit school during his junior year.

"My objective when I first came here was to play professional basketball," Moller said. "I wasn't mature enough to deal with things at this level at the time, which I can say after 30 years of looking back on it.

"My problem was if I couldn't do basketball here, I didn't want to do anything else, either."

Moller moved back to New York and worked for a time as a teacher.

"There was such a shortage of teachers in New York in the early 1970s," he said, "that they accepted anyone with college experience."

Moller also coached basketball and played semi-pro ball with the Allentown (Pa.) Jets in 1971 and 1972. Then a friend introduced him to the real estate business.

"Working part time at that, I made more money quickly than at anything else I had done," he said. "So I quit teaching and went into that full time."

In the 26 years since, Moller has worked as a commercial real estate salesman, broker and manager.

For the past seven years, Moller was the property manager for 60 buildings in midtown Manhattan that were part of the 42nd Street Developmental Project, one of New York's largest revitalization plans of the decade.

"That is one of the crowning moments of my life," he said. "A lot of what it took to do that job I learned in lessons from my first time at Nebraska."

Despite such success, Moller couldn't forget his days in Lincoln.

"I failed, and it was my fault," he said. "That's a bad feeling, and I don't like that feeling. Going back to school and finishing school is a loose string in my life that I want to tie up."


Moller originally planned to resume his schooling in 1996 at a community college in New York. So he called Nebraska for a copy of his grade transcript. During that conversation, Moller was asked if he was aware of the National Consortium for Academics and Sport.

"I had never heard of it," he said, "and knew nothing about it."

The consortium was created in 1985 through the Center for the Study of Sport in Society at Northeastern University in Boston. About 140 schools nationwide, including such big names as Nebraska, Texas, Florida, Notre Dame and Kentucky, are members of the program.

Through the consortium, former scholarship athletes who failed to earn degrees are invited back to school to study tuition-free in exchange for work in the athletic department and community service appearances.

Susan Katz, director of the consortium, said by phone from Orlando, Fla., that about 11,000 former college athletes have returned to campus in the program's 12 years. She said there have been about 3,400 professional athletes, about 7,400 non-professionals and about 200 Olympians.



Clifford Moller

Of those who have returned, Ms. Katz said, about 4,600 have graduated.

No statistics have been gathered on the age of ex-athletes who returned to school, Ms. Katz said. But in her five years with the program, she could recall only one other athlete older than Moller to attempt a school comeback.

Upon hearing of the consortium, Moller called the academic services staff at Nebraska. Counselor Robert Hicks asked for a rundown on Moller's background, then promised to call back in a few days.

"Three days later," Moller said, "the phone rang and it was Mr. Hicks. He said, 'When do you want to come?'"

"I said, 'Wait a minute. I can't just get up and leave. I have a family and a business to think of.' But it got me to thinking about how much I wanted to do this."

So from August 1996 to July 1997, Moller shut down his business operations in New York to prepare for a move to Lincoln.

"We already were phasing out our part of the 42nd Street project, so I was looking for something else to do," Moller said. "For all the times before when I had looked into going back to school and said I couldn't do it because of business or family, everything seemed to come into place this time."

One key hurdle arose during the summer. Moller said he and his wife, from whom he is separated, had agreed that 8-year-old, Clifford Cameron Moller would go to Lincoln with his father.

"But at the last moment, there was a change of heart," Moller said. "He is with his mother in New York. This has been hard. It's the first time I've never been with him.

"We talk on the phone two or three times a week, and communicate every night on the Internet. Thank God for the Internet."

Moller's voice cracked when he talked about being 1,500 miles away for his son's ninth birthday this week.

"His teachers have told me there are times when he sits down in school to write that he cries because he misses his daddy," Moller said. "But he doesn't know how much his daddy misses him, too.

"It's very hard now, but this will be for the better down the road."

Though away from daily parental duties, Moller already is a father-figure to some Husker

Clifford Moller is one of two former Huskers who are back in school and taking advantage of the National Consortium for Academics and Sport. Rich King is also enrolled in the program and will receive his degree in December of 1998. Anthony Bailous received his degree in 1997 through the program.

athletes around the Hewitt Center. He monitors study halls and does mentoring work in the evenings. Moller, who had enough credits from his previous stay at NU hold up to be classified a junior, is taking four classes this semester.

"For anyone over 30, it takes a lot of courage to go back to school these days," said Dennis Leblanc, NU's assistant athletic director for academic services. "I applaud him for that.

"It's also wonderful for our athletes to see someone like Clifford do this and to hear his story. He already has been a positive influence on a lot of kids."

Moller said his message to current athletes is to learn the culture and the structure of their environment, then work within it instead of trying to change it.

"I thought I could buck it the first time I was here," he said. "But the structure is bigger and stronger than all of us.

"As I look back, I got a heck of an educational experience my first time around here--not from an academic standpoint, but from a life-experience one. I'm trying to show the athletes who are here now not to let their chance get away."

Moller said living in the Selleck Quadrangle dormitory and being in class with people less than half his age has invigorated him for his second chance at a degree.

"You can't imagine how good it feels to be around these kids," he said. "I missed out on a lot the first time I was here. Being an athlete, you tend to be isolated from the general population.

"Now I've got a broader view. I'm looking at more than basketball. I see more, and I like what I see."

Living in Selleck, which has a higher ratio of students classified as "non-traditional" than other dormitories, has lessened the shock to others of having someone around who is old enough to be a grandparent to college students, Moller said.


His basketball skills also have halted any jokes about advancing age.

"When I go to the rec center, I can still take most people to the basket," Moller said. "And that's not bravado, either."

Moller said his eventual goal is to earn a law degree, and combine that with his real estate background to create his own business. And he wants that business to be in Lincoln.

"I have fallen in love with this city," he said. "Most places I have traveled to I have wanted to get out of after two days. But I would love to bring my son out here to live.

"Besides with Lincoln's central location, I think I could do business from here to anywhere in the country. Warren Buffet does it. Why can't I?"



Players

1998-99 Nebraska Basketball Rosters

Husker Alphabetical Roster

No.	Name	Pos.	Ht.	Wt.	Yr.	Hometown (High School)
23	Bryce Bauer	F	6-8	215	Fr.	Ainsworth, Neb.
30	Cookie Belcher**	G	6-4	205	Jr.	Mexico, Mo.
12	Bryan Buchanan	G	6-0	170	Fr.	Lincoln, Neb. (Lincoln High)
3	Cary Cochran	G	6-1	185	Fr.-RS	Minden, Iowa (Tri Center)
11	Rodney Fields	G	6-2	210	Jr.	Tampa, Fla. (Tampa Bay Tech/Tyler, Texas JC)
5	Larry Florence**	F	6-5	225	Sr.	Phenix City, Ala. (Central)
4	Venson Hamilton***	C	6-10	240	Sr.	Forest City, N.C. (Oak Hill Academy)
52	Brant Harriman*	C	6-10	260	So.	Mason City, Iowa
21	Joe Holmes	G	5-11	195	Jr.	Seat Pleasant, Md. (Duval/Tyler, Texas JC)
15	Chad Johnson*	F	6-6	215	So.	Monticello, Fla. (Florida A&M University D.R.S.)
44	Andy Markowski***	F	6-8	215	Sr.	Ord, Neb.
34	Troy Piatkowski**	G/F	6-5	200	Sr.	Rapid City, S.D. (Stevens)
20	Todd Smith	G	6-4	195	Fr.-RS	Milledgeville, Ga. (Baldwin)
51	Louis Truscott	F	6-7	200	Fr.	Houston, Texas (Milby)

Husker Numerical Roster

No.	Name	Pos.	Ht.	Wt.	Yr.	Hometown (High School)
3	Cary Cochran	G	6-1	185	Fr.-RS	Minden, Iowa (Tri Center)
4	Venson Hamilton***	C	6-10	240	Sr.	Forest City, N.C. (Oak Hill Academy)
5	Larry Florence**	F	6-5	225	Sr.	Phenix City, Ala. (Central)
11	Rodney Fields	G	6-2	210	Jr.	Tampa, Fla. (Tampa Bay Tech/Tyler, Texas JC)
12	Bryan Buchanan	G	6-0	170	Fr.	Lincoln, Neb. (Lincoln High)
15	Chad Johnson*	F	6-6	215	So.	Monticello, Fla. (Florida A&M University D.R.S.)
20	Todd Smith	G	6-4	195	Fr.-RS	Milledgeville, Ga. (Baldwin)
21	Joe Holmes	G	5-11	195	Jr.	Seat Pleasant, Md. (Duval/Tyler, Texas JC)
23	Bryce Bauer	F	6-8	215	Fr.	Ainsworth, Neb.
30	Cookie Belcher**	G	6-4	205	Jr.	Mexico, Mo.
34	Troy Piatkowski**	G/F	6-5	200	Sr.	Rapid City, S.D. (Stevens)
44	Andy Markowski***	F	6-8	215	Sr.	Ord, Neb.
51	Louis Truscott	F	6-7	200	Fr.	Houston, Texas (Milby)
52	Brant Harriman*	C	6-10	260	So.	Mason City, Iowa

Head Coach: Danny Nee (St. Mary of the Plains, 1971)

Associate Head Coach: Jimmy Williams (Ashland, 1969)

Assistant Coaches: Cleo Hill (North Carolina Central, 1988), Randy Roth (Ohio, 1983)

Director of Basketball Operations: Nick Joos (Iowa State, 1987)

Video Assistant: Troy Odegaard (Dakota Wesleyan, 1987)

Basketball Trainer: Mike Gooding (Illinois, 1993)

1998-99 Nebraska Basketball

Experience Returning/Lost

Returnees--Nine (Seven Lettermen, Four Starters in Bold)

Name	Exp.	1997-98 Statistics					
		G-GS	MP-Avg.	FG%	FT%	Reb.-Avg.	TP-Avg.
Cookie Belcher	2VL	32-32	982-30.7	.443	.632	126-3.9	354-11.1
Cary Cochran	RS						
Larry Florence	2VL	30-19	676-22.5	.444	.587	110-3.7	268-8.9
Venson Hamilton	3VL	32-30	938-29.3	.517	.556	315-9.8	358-11.2
Brant Harriman	1VL	31-0	336-10.8	.500	.771	81-2.6	63-2.0
Chad Johnson	1VL	32-10	572-17.9	.365	.583	91-2.8	120-3.8
Andy Markowski	3VL	32-26	908-28.4	.464	.390	212-6.6	212-6.6
Troy Piatkowski	2VL	32-11	734-22.9	.451	.643	80-2.5	204-6.4
<u>Todd Smith</u>	<u>Med.-RS</u>	<u>6-0</u>	<u>49-8.2</u>	<u>.333</u>	<u>.600</u>	<u>9-1.5</u>	<u>10-1.7</u>
Totals/Aggregates	15VL	228-128	5,195	.455	.571	1,024-32.0	1,589
(% of 1997-98 team totals)		(80.0)	(80.5)			(87.0)	(69.4)

Note: Florence started 18 of the season's final 20 games, Johnson started the final 10 games of the season and Piatkowski started 11 of the first 12 games of the year. Nebraska returns 218 career starts for the 1998-99 season.

Lettermen Lost--Five (Five Lettermen, One Starter in Bold)

Name	Exp.	1997-98 Statistics					
		G-GS	MP-Avg.	FG%	FT%	Reb.-Avg.	TP-Avg.
Chad Burbach	2VL	5-0	14-2.8	.200	.000	3-0.6	2-0.4
Michael Johnette	2VL	6-0	14-2.3	.167	1.000	0-0.0	3-0.5
Tyronn Lue	3VL	32-32	1,149-35.9	.439	.828	137-4.3	678-21.2
Ryan Phifer	2VL	12-0	39-3.3	.273	.750	5-0.4	12-1.0
<u>Rodney Williams</u>	<u>1VL</u>	<u>7-0</u>	<u>39-5.6</u>	<u>.200</u>	<u>.400</u>	<u>8-1.1</u>	<u>6-0.9</u>
Totals/Aggregates	10VL	62-32	1,255	.429	.790	153-4.8	701-21.9
(% of 1997-98 team totals)		(20.0)	(19.5)			(13.0)	(30.6)

Newcomers--Five

Name	Exp.	1997-98 School	Pts.	Rebs.
Bryce Bauer, F, 6-8, Fr.	HS	Ainsworth (Neb.) High School	22.0	10.9
Bryan Buchanan, G, 6-0, Fr.	HS	Lincoln (Neb.) High School	19.0	4.0
Rodney Fields, G, 6-2, Jr.	JC	Tyler (Texas) Junior College	15.0	6.0
Joe Holmes, G, 5-11, Jr.	JC	Tyler (Texas) Junior College	10.4	8.1 apg
Louis Truscott, F, 6-7, Fr.	HS	Milby High School (Houston, Texas)	17.2	11.6

1998-99 Huskers Hoping to "Take the Next Step"



Nebraska's 1997-98 basketball season ended exactly where the Huskers had hoped--in the NCAA Tournament. However, it is when it ended that does not sit well with the Huskers.

After a rocky two-week stretch midway through the Big 12 season, Nebraska rebounded to win seven straight games and secure its first NCAA Tournament berth in four seasons.

In the first round of the NCAA West Regional, 11th-seeded Nebraska outplayed 17th-ranked Arkansas for 35 minutes, opening a 10-point lead at one point in the second half. However, it was the last five minutes that cost Nebraska the game and, as the Huskers see it, prematurely ended their season.

The memory of that five minutes remains in the minds of the 1998-99 Nebraska team as it prepares to open a new season. The Huskers, who return all but one major player from a year ago, have used the sting of that loss to motivate them throughout the offseason and push the team toward the next step--an NCAA Tournament win in 1999.

The Losses

Simply put there is only one significant loss from the 1997-98 season, but it is a major one. Point guard **Tyronn Lue** was the heart and soul of the Huskers each of the past two seasons. An All-Big 12 and honorable-mention All-America choice as a junior, Lue left for the National Basketball Association a year early, taking his 21.2-point per game average and 96 career starts with him.

Lue's name appears very prominently in the Husker record books. He ranks in the top 10 in 13 of 19 Nebraska career categories. He finished as the seventh-leading scorer in Nebraska history with 1,577 points and led the Huskers in scoring in each of the past two seasons. He is fourth in 3-pointers made with 145, third in assists with 432 and fifth in steals at 154.

His 1997-98 season ranked as one of the most prolific in school history as his 678 points were the second-highest single-season total and his 21.2 points per contest ranked fifth. His 240 field goals made last season are the second most ever and his 78 three-pointers established a new single-season record.

Lue was a first-round draft pick of the NBA's Denver Nuggets and was traded on draft night to the Los Angeles Lakers.

The Huskers lose four other lettermen from last season, but no one who played more than 39 minutes. **Rodney Williams** left the Husker program after appearing in seven games during his freshman season. In addition, senior walk-ons **Chad Burbach**, **Mike Johnette** and **Ryan Phifer** all used up their eligibility in 1997-98. The trio combined for 67 minutes last season.

The Returnees

Despite the loss of its top player, the Huskers are confident heading into Danny Nee's 13th season as head coach. That confidence stems from the return of seven lettermen, including six players who started at least 10 games in 1997-98. Overall, the Huskers return an impressive 218 career starts for the upcoming season.

"We got a tremendous amount of experience for a lot of people last

season," Nee said. "You are taking away one of the best players in the history of the Nebraska program in Tyronn Lue, but he's gone and we are moving on. Even without him, I really like the team we have coming back."

Among the Husker returnees is a strong four-man senior class, with center **Venson Hamilton** the leader among that group. The 6-10 Hamilton is a dominating presence in the lane for the Huskers.

Last season Hamilton averaged 11.2 points per game and a team-leading 9.8 rebounds per contest, the second-best mark in the Big 12 Conference. Hamilton reached double figures in both scoring and rebounding in a Big 12-leading 17 games last season. For his efforts, he was an honorable-mention All-Big 12 selection.

Nee expects Hamilton to fill much of the void left by Lue's departure.

"The way you measure Venson Hamilton's productivity is double-doubles and I've never had a player consistently rebound and score the way he does," Nee said. "He is a great offensive rebounder. He has the long arms, great

agility and quickness to the ball. Now, we just need a little bit more of everything from Venson, but I think with Lue gone, he is just going to get a bigger piece of the pie."

In addition to his scoring and rebounding prowess, Hamilton was among the league leaders in blocked shots and finished the season with 66 rejections. His defensive performance earned him a spot on the Big 12 All-Defensive team a year ago.

"We expect Venson to be an even bigger force defensively this year," Nee said. "He has the ability to intimidate and alter shots. He has worked very hard to improve in the offseason and he is coming into his senior year with a tremendous attitude. We think we have a legitimate big man in the middle. Right there, that puts you on another level."

Hamilton is ready to put his name on another level in the Husker record books. Already the single-season rebounding record holder with 315 as a junior, Hamilton's 745 career rebounds are just 37 caroms short of the Nebraska rebounding record. If he stays healthy Hamilton should eclipse that record early in his senior season.


Sometime in December, Hamilton should join 19 former Huskers in the prestigious 1,000-point club. He currently stands at 898 career points, 27th on the Husker career chart. In

addition, the Forest City, N.C., native is just 75 rejections from the school's career blocked shot record.

Joining Hamilton in the Husker frontcourt will be fifth-year senior **Andy Markowski** (above). The Ord, Neb., native averaged 6.6 points and 6.6 rebounds and started 26 of 32 games in 1997-98. The 6-8 Markowski also posted two double-doubles on the season. Nee said Markowski brings excellent leadership and stability to the Husker lineup.

"Andy Markowski knows what it takes to win in this conference," Nee said. "He has been in our program for five years and he continues to get bigger and stronger. He should be a real steady player for us at the power forward spot and a real leader on our team."

Completing the Husker frontline is small forward **Larry Florence** (right), who enters his third season as a starter in 1998-99. Florence finished last season as Nebraska's fourth-leading scorer at 8.9 points per contest. The 6-5 Florence is a slashing offensive player and one of the top defenders in the



Fifth-year senior Andy Markowski

Big 12 Conference.

"Larry Florence has shown flashes of being an excellent player the last two seasons," Nee said. "He is a very athletic player on both the offensive and defensive ends and is also very capable of really helping us out on the boards. He has really matured and we think he'll have a very good season."

After being bothered by knee problems throughout his first two years as a Husker, Florence heads into this year in excellent physical condition. Florence's hard work in the offseason earned him the team's lifter-of-the-year award.

The final member of the senior class is long-range shooting specialist **Troy Piatkowski**. The 6-5 lefty started 11 games early in 1997-98, before becoming one of the first two players off the bench at the end of the year. He connected on 36 percent of his 3-point attempts and averaged 6.4 points and 2.5 rebounds per contest.

Nee expects Piatkowski's shooting ability to again help the rest of the Husker offense develop.

"Troy has the ability to loosen up a defense," Nee said. "He was a very streaky shooter for us last year, but showed he has the ability to affect the outcome of a game with his shooting. He has improved all the other parts of his game, so he is going to be very valuable to us."

In the backcourt, the man expected to carry much of the scoring load is junior shooting guard **Cookie Belcher**. The 6-4 Belcher has started all 65 games in his Husker career and has been a consistent performer on both the offensive and defensive ends of the court.

Last season Belcher finished third on the team in scoring at 11.1 points per game and reached double figures 19 times on the season. He also pulled down 3.9 rebounds per contest, was second for the Huskers in assists with 124 and led the Huskers in steals with 75. A Big 12 All-Defensive selection last season, Belcher has already recorded two of the top three single-season steals totals in Nebraska history. He enters his junior year third on the career thefts list with 162.


Despite the impressive numbers Belcher has posted through two seasons, Nee doesn't hide the fact that Nebraska expects much more this winter.

"Cookie Belcher has the potential to be an all-conference player this year," Nee said. "He should be a little more assertive this year. Cookie definitely has the athletic ability and the physical talent to step up to the next level this year."

Belcher enters his junior season with 659 career points and is on pace to join Nebraska's 1,000-point club before the end of his junior season. Nee is also optimistic that Belcher will improve on his 33 percent career 3-point shooting.

"Cookie should be ready to become a more consistent threat on the offensive end," Nee said. "He has really improved his outside shooting and after two seasons in the league, he has learned how to score in the Big 12."

Two Husker sophomores enter their second season of action for the Huskers. Forward **Chad Johnson** had a very productive rookie campaign and started the season's final nine contests and 10 overall in 1997-98. Johnson finished the season averaging 3.8 points and 2.9 rebounds. Center **Brant**



Forward Larry Florence

Harriman played in 31 of 32 games last season and averaged two points and 2.6 rebounds in a little more than 10 minutes per game.

After a strong freshman campaign, Nee expects the 6-6 Johnson to emerge as a bigger force this season. Nebraska's seven-game winning streak late in the season began when Johnson entered the starting lineup. The rookie responded by averaging 6.2 points and 3.2 rebounds in the Huskers' last nine games.

"Chad has gotten bigger and stronger in the offseason," Nee said. "Last year he was really playing out of position at the four spot, but this year he'll get a chance to play his natural position, which is small forward. He really got a lot of great experience as a freshman and should continue to develop into a quality player this year."

Harriman played a limited role last season, but his minutes and production are expected to increase in 1998-99. Harriman has added 20 pounds of muscle to his 6-10 frame and has a very soft shooting touch for a big man. He hit 50 percent of his field goal attempts last season and was second only to Lue in free throw shooting, hitting 77 percent from the line.

"Brant gives us a nice complement inside to Venson Hamilton," Nee said. "He has a few different skills than Venson does and with the strength he has added in the offseason, he should become a definite factor for us inside."

Two other players enter their second season in the Husker program after redshirting as freshmen a year ago. Guards **Todd Smith** and **Cary Cochran** are both expected to compete for playing time at the point for Nebraska this year.

The 6-4 Smith was expected to help Nebraska last season as a freshman. However, team doctors discovered stress fractures in both legs when he arrived on campus and Smith had surgery in August which kept him off the practice court until November. Smith then saw limited action in six games, before the coaching and medical staff decided to keep him out of the lineup for the rest of the season. Smith received a medical hardship and is a freshman in eligibility this season.

"The surgery Todd Smith had last year really slowed him down," Nee said. "He never showed what he is capable of being. He is a very quick, athletic player who is very explosive to the basket."

NU's Winningest Seasons

	Season	Postseason	Record
1.	1990-91	NCAA	26-8
2.	1919-20		22-2
	1977-78	NIT	22-10
	1982-83	NIT	22-10
5.	1986-87	NIT	21-12
	1995-96	NIT Champs	21-14
7.	1965-66	NIT	20-5
8.	1992-93	NCAA	20-11
	1993-94	NCAA	20-10
	1997-98	NCAA	20-12

Note: Bold indicates Nee-coached team.

Cochran redshirted in his first year with the Huskers after also undergoing fall surgery to repair damage to his right ankle. Along with Piatkowski, Cochran will give Nebraska a legitimate outside shooting threat.

"Cary brings instant offense to the table," Nee said. "We really like his outside shooting. He is a real accurate 3-point shooter and if we can get him some shots, he could really help us."

The Newcomers

In addition to nine returning players, the Huskers added three scholarship recruits in the offseason, including two junior-college transfers and one highly-touted high school recruit.

Guards **Rodney Fields** and **Joe Holmes** both come to Nebraska from Tyler Junior College in Texas. Both are juniors in eligibility for the upcoming season.

Fields, a physical, 6-2 guard is expected to redshirt after undergoing surgery on his right leg similar to what Smith had last season. Fields is making steady progress after the surgery, but Nee said he will likely sit out unless injuries were to hit the Husker backcourt. Fields averaged 15 points and six rebounds per game for Tyler last season.

Holmes is expected to contend for the starting point guard job along with Smith and Cochran. At 5-11, Holmes is not regarded as a major offensive threat, but Nee said Holmes does an excellent job of running the team and distributing the basketball. As Tyler's point guard last season, Holmes averaged 10.4 points and 8.1 assists per game.



Swingman Troy Piatkowski

The final member of the Husker recruiting class is 6-7 freshman forward **Louis Truscott** of Milby High School in Houston. Truscott is a consensus top 100 recruit, who averaged 17.2 points and 11.6 rebounds per contest for Milby last season and was selected to the second team of the Houston Chronicle's All-Greater Houston list. According to Nee, Truscott is a "very talented, athletic player with great potential" who is expected to contribute immediately in the Husker frontcourt.

In addition to three scholarship recruits, Nebraska will look for practice depth from walk-ons **Bryce Bauer** and **Bryan Buchanan**. Bauer is a 6-8 forward from Ainsworth, Neb., while Buchanan is a 6-0 guard from Lincoln High School and the son of former Husker Henry T. Buchanan.

Overall Outlook

While the loss of Lue, the team's leader on and off the court, is sure to affect the Huskers, Nee said it doesn't change how Nebraska will approach the season.

"The style of play will remain the same," Nee said. "We are going to try to push it up the court and play multiple defenses. We feel that the system is in place and there will just be some different faces on the court."

With starters returning in the two through five spots, Nee is the first to admit the biggest question entering the season is at point guard. Nee said he expects three new players at that position to perform well.

"At the point guard spot we are going to play it by committee," Nee said. "Joe Holmes is a junior college player who can help us in one way, Todd Smith is a bigger, stronger guard and Cary Cochran is an excellent shooter. All three of them bring different things to the table, so we think between the three of them we can get 40 good minutes."

Having three able point guards would add to the depth the Huskers already appear to have at the other four spots.

"This season we have quality depth across the board," Nee said. "Whether we have injuries or foul trouble, we have someone we can put in and that is a luxury we did not have last year."

"Last year, by necessity, we had guys playing excess minutes. This year I think we will get the same productivity out of players in five or six less minutes a game. Those players are then going to be more fresh at the end of the year, shoot a higher percentage and play harder. It reminds me of our teams of the early 90s where we really had good depth and you can ride a hot hand."

Another positive Nee points to is Nebraska's ability to control a game on the defensive end of the floor. The Huskers held opponents to 40 percent from the floor and to 68.5 points per game last season, both defensive bests during the Nee era.

"I don't think we got any respect last year for what we did defensively," Nee said. "We were as good as anyone in the Big 12 in terms of field goal defense. Our rebounding and defense were consistently very good all year. We absolutely think we can be as good or better in that area this year."

Nee said he also expects the 1998-99 team to be very good in another important area--team unity.

"Everyone's attitudes are very good," Nee said. "I really feel that the coaching staff and the players understand each other a lot better and with the addition of our new players it is a very harmonious group."

In addition to the point guard issue, Nee sees other questions and areas of concern that need to be addressed.

"We are going to have to see who is going to be the guy that is going to take the last shot and be the closer," Nee said. "Lue was that guy last year and someone needs to fill that role."

"Again, we need to cut down our turnovers and improve our free throw shooting and we

absolutely have to improve our 3-point shooting."

If the Huskers are able to utilize their strengths and shore up a couple question areas, Nee expects big things from his 13th Nebraska team.

"That next step is our goal," Nee said. "And that next step would be to win 20-plus games, and get back to the NCAA Tournament and win. Until we do it, that is going to be the measuring stick for our program."

"We have a lot of sub-goals, like having a winning conference record, controlling our home court, contending for the conference championship, and beating ranked teams. Those are all realistic goals and if we reach those, the bigger goals will fall in line."

Nebraska's 20-Win Seasons

Coach	20-Win Seasons
Danny Nee	6
Joe Cipriano	2
Moe Iba	1
P.J. Schliessler	1

The Schedule

Standing in the way of meeting those goals is a very competitive schedule. The Huskers open the season with a home game against UNC Greensboro, then travel to Fairbanks, Alaska, for the Top of the World Classic.

Nebraska opens the tournament against Villanova on Nov. 19. The field also includes last year's NCAA opponent Arkansas, as well as Washington State, Alaska-Fairbanks, Wisconsin, New Mexico State and Virginia. Nee said the Top of the World Classic will be a good early-season test.

The remainder of Nebraska's non-conference schedule features home games against Tulsa, Minnesota and Creighton, as well as the 12th annual Ameritas Classic. Nee said he expects the non-league schedule to toughen his team for a run through the rugged Big 12.

"It is a good schedule that will prepare us for the Big 12," Nee said. "The conference schedule, however you look at it, you are going to play eight at home and eight on the road. It is going to be a tough conference and there are going to be a lot of close games."

In the league, Nee expects a tough battle in the league's North Division, led by Kansas, the regular-season and tournament champion, in each of the Big 12's first two seasons.

"I think the North Division is very strong and very balanced," Nee said. "Kansas is still the premier team until someone proves differently. Iowa State should be drastically improved, Missouri will be improved, Kansas State has everyone back and Colorado should be better. There are no weak links. In the South, there are several quality teams, led by Oklahoma State, Oklahoma and Texas."

1998-99 Husker Notes

Eight and Counting

Nebraska made a school-record eighth consecutive postseason appearance last season. The NCAA appearance was Nebraska's first since 1994, its fifth NCAA berth in the 1990s and the sixth overall for Nebraska. In 1996-97, Nebraska made a third consecutive NIT appearance and its Big 12-leading 11th appearance overall in the tournament. The first four postseason trips in the current streak were to the NCAA Tournament. Only 15 of the nation's 300-plus Division I schools have a longer postseason streak than Nebraska, including Oklahoma and Kansas in the Big 12 Conference, both NCAA Tournament qualifiers in 1998. The 1997-98 NCAA berth was Nebraska's 10th postseason appearance under Danny Nee (five NCAA, five NIT).

Postseason Streak

Nebraska is one of only 17 Division I schools to receive a postseason bid in each of the last eight seasons.

Active Division I postseason tournament streaks entering the 1998-99 season.

1. North Carolina	32
2. Georgetown	24
3. Indiana	21
4. Oklahoma	17
5. Temple	15
Michigan	15
7. Arizona	14
8. Arkansas	12
9. Connecticut	11
10. UCLA	10
Michigan State	10
12. Kansas	9
Cincinnati	9
Massachusetts	9
Purdue	9
17. Nebraska	8
Wake Forest	8

game between the Big Seven and Missouri Valley Conferences (not recognized as official NCAA appearance).

Head Coach Danny Nee

Husker Coach **Danny Nee** (Saint Mary of the Plains, 1971) is entering his 13th season on the Husker bench in 1998-99. Nee owns a 330-225 (.595) record in 18 seasons as a collegiate head coach, and is 223-158 (.585) in 12 seasons at Nebraska. Nee has taken 10 of his 12 Nebraska teams to postseason play, including each of the last eight, a continuing school record.

The Huskers qualified for the NCAA Tournament from 1991-94, were in the NIT from 1995-97 and made their fifth NCAA appearance under Nee in 1998. Nee has also been on the Husker sideline for six of Nebraska's 10 all-time 20 win seasons.

He is also the only coach in school history to guide a Husker team to a conference postseason tournament title (1994 Big Eight Tournament) and to a national tournament title (1996 NIT). Nee's 223 victories rank second to Joe Cipriano's 253 wins in 17 seasons on the NU sideline from 1964-80.

Second among active Big 12 men's basketball coaches in seniority behind Missouri's Norm Stewart (31 years), Nee came to Nebraska after posting a six-year mark of 107-67 (.615) at Ohio University. After watching his first four Husker teams post a 61-64 (.488) record, Nee has led the Huskers to a 162-94 (.633) mark over the last eight campaigns, an average of 20.3 wins per season.

Nee, a Brooklyn, N.Y., native who received his master's degree in health, physical education and recreation from Kansas State in 1972, is 13-9 in the postseason at Nebraska, 13-4 in the NIT and 0-5 in the NCAA Tournament.

Husker Staff Change

The Huskers will be breaking in three scholarship newcomers and two walk-ons this winter. In addition, the Huskers have a new face in the coaching ranks as assistant **Cleo Hill, Jr.** begins his first season on Danny Nee's staff. On the court, Hill will work primarily with the Husker guards. He will recruit nationally for the Huskers, with an emphasis on the East Coast. Hill comes to Nebraska from Mount Zion Christian Academy in Durham, N.C., where he has served as an assistant coach for the past two years. Mount Zion is one of the nation's leaders in sending players to the college ranks, as 30 Mount Zion players have earned Division I scholarships in the past six seasons.

Starting Experience Abounds

Nebraska heads into the 1998-99 season without Tyronn Lue, its top scorer from last season, who left a year early for the NBA. He played in 99 games at Nebraska and started 96. Even without Lue's services, Nebraska enters the season as one of the Big 12's most experienced teams.

Back from the 1997-98 team are six players who started 10 or more games a year ago, led by Cookie Belcher who started all 32 contests and Venson Hamilton who started 30 games. Forward Andy Markowski was in the starting five for 26 games as a junior, with Larry Florence starting 19 games, swingman Troy Piatkowski started 11 games and freshman forward Chad Johnson started 10 games, including the last nine of the season.

In fact, Nebraska returns 218 career starts for the upcoming season. Belcher, a junior, leads the way, having started the first 65 games in his Husker career. Hamilton has notched 56 career starts, followed by Florence (48), Markowski (27), Piatkowski (12) and Johnson (10). Both Belcher and Hamilton are within reach of cracking the top 10 in career starts at Nebraska this season. The 10th spot on that list is 86 starts.

Defense Dominates for Huskers

Nebraska's strong defense keyed its drive to the NCAA Tournament last season. NU held 26 of its 32 opponents to 50 percent or less from the floor and the Huskers were 20-6 when holding opponents to less than 50 percent.

In Nebraska's seven-game winning streak late last season, the opposition hit a combined 34.5 percent from the floor (147-426), and all seven shot 42 percent or less. Eight of NU's opponents last year hit 33 percent or less, including four Big 12 opponents, and 14 teams were held below 40 percent. In each of NU's 10 conference wins the opposition was held to 42.3 percent or less and combined to hit just 34.8 percent from the floor. The Huskers' eight Big 12 home opponents hit just 36.9 percent from the floor (174-471).

For the season, NU's opponents hit just 40 percent of their field goals, the second-toughest field-goal defense

in the Big 12. Nebraska allowed 68.5 points per game, the fourth-lowest average in the league, and 10 opponents were held to less than 60 points.

Grambling State's 48 points marked the first time NU had held an opponent under 50 points since the 88-41 win over Delaware State on Dec. 20, 1995, a span of 66 games.

Oklahoma scored just 43 points on

Jan. 18, the lowest since Delaware State's 41 and the fewest by a conference opponent since Kansas State scored 41 in the 1984 Big Eight Tournament. The Huskers held a second conference opponent to less than 50 as ISU scored 49, then held Baylor to 46 points in the league tourney, marking the first time in 16 seasons NU held three league opponents to less than 50 points.

Nebraska defensive averages were its best under Danny Nee. In fact, Nebraska's 40.0 field-goal defense was the lowest since a 36.7 percent effort in 1960-61 and the 68.5 points allowed per game was the lowest scoring defense average since allowing 66.7 points per game in 1985-86. Through the 1997-98 season, just 12 of NU's last 75 opponents have hit 50 percent or better from the floor.

Tough Husker "D"

Nebraska's top five season defensive efforts in the last 25 seasons.

Year	Opp.	FG Pct.
1997-98		.400
1996-97		.410
1995-96		.414
1973-74		.414
1994-95		.416

No Summer Vacation

Husker players did get some time off this summer, but several spent time honing their skills on various all-star teams.

Center Venson Hamilton was one of 12 members on the Big 12 All-Star team that toured Europe in August. Hamilton was one of the standouts on the team, coached by Texas Tech's James Dickey. Hamilton averaged 11.0 points and a team-high 9.0 rebounds per game. On the trip, Hamilton led the team in rebounding four times in six games and recorded three double-doubles. He also led the team in scoring once.

Four other Huskers also made trips overseas this summer. Guard Cookie Belcher played on an all-star team that toured Greece in late August, while Larry Florence and Brant Harriman also toured Greece with a separate all-star team. Forward Chad Johnson was part of a team that played in Germany this summer.

Four with Five

Nebraska is one of only four schools in the country who can boast that their football team played in a 1997 bowl game, that both basketball teams and its volleyball team qualified for the NCAA Tournament and either its baseball

or softball team made the College World Series.

The Husker football team won a share of the national title after its win in the Orange Bowl, the NU volleyball team reached the national quarterfinals, the Husker women's basketball team was the ninth seed in the East Regional in the NCAA Tournament and the softball team

1,000 Basketball Wins 700 Football Wins		
School	BB Wins	FB Wins*
Notre Dame	1,418	753
Texas	1,295	717
Ohio State	1,264	700
Alabama	1,259	717
Michigan	1,171	776
Nebraska	1,155	722
Penn State	1,143	715

*Football wins as of start of 1998 season

made the WCWS and tied for fifth. The other three schools who can claim this impressive all-sports resume are Arizona, Michigan and Washington. Twenty schools qualified men's and women's basketball teams for the NCAA Tournament, including Nebraska and Kansas in the Big 12.

The Great White North

Nebraska's non-conference schedule will include a trip to the Top of the World Classic in Fairbanks, Alaska. Tournament play begins on Thursday, Nov. 19 and runs through Nov. 22. Nebraska will leave for Alaska on Tuesday, Nov. 17 and return home on Nov. 23.

The trip will mark the Huskers' first to the state of Alaska. The tournament also includes first-round opponent Villanova, host Alaska-Fairbanks, Washington State, Wisconsin, New Mexico State, Virginia and 1998 NCAA first-round opponent Arkansas.

While it will be Nebraska's first trip to Alaska, it certainly is not the Huskers' first venture outside the continental United States for a tournament. In fact, this will mark the fifth straight season and the ninth time under Danny Nee, Nebraska has traveled to either Hawaii, Puerto Rico or Alaska for a tournament. The Huskers made trips to Hawaii in the 1987-88, 1988-89, 1992-93, 1995-96 and 1997-98 seasons, and went to Puerto Rico in 1990-91, 1994-95 and 1996-97. Nebraska's record in the eight tournaments outside the continental U.S. under Nee is 13-11.

What a Difference Devaney Makes

Entering its 23rd season in the 14,200-seat Bob Devaney Sports Center, Nebraska owns an all-time record of 266-74 (.782), including a 106-56 (.654) mark vs. conference opponents. The Huskers, who are 103-24 (.811) at Devaney since the start of the 1990-91 season, are 65-4 (.942) in that stretch against non-league opponents and 38-20 (.655) vs. conference foes. NU finished 7-0 at home vs. non-league foes in 1997-98 and was 6-2 against Big 12 opposition. Under Coach Danny Nee, NU is 149-42 (.780) at home, 97-8 (.924) against non-conference opponents and 52-34 (.605) vs. league opponents.

Since 1990-91, only 11 schools--Oklahoma State (four times), Kansas

(four), Missouri (three), Oklahoma (three), Iowa State (three), Kansas State (twice), Texas (1993-94), Colorado (1994-95), Penn State (1994-95), Northern Iowa (1995-96) and Minnesota (1996-97) have exited Devaney

with a win. Last year's two home losses were to Big 12 Champion Kansas and Kansas State.

NU, 13-2 at home in 1997-98, has had a .500 or better home mark for 25 straight seasons and 34 of the last 35. Last year's 13-2 home record, was NU's best mark at the Devaney Center since going 14-2 in 1992-93. After defeating Oklahoma and Missouri at home last season, the Huskers have a .500 or better record in the building against all of the former Big Eight schools. The Huskers' 10-0 home start was its best since beginning 12-0 at Devaney in 1982-83.

Huskers at Home Under Nee		
Year	Overall	Conference
1986-87	15-2	5-2
1987-88	8-6	3-4
1988-89	14-4	4-3
1989-90	9-6	2-5
1990-91	14-1	6-1
1991-92	14-2	5-2
1992-93	14-2	5-2
1993-94	13-3	5-2
1994-95	11-6	2-5
1995-96	11-5	3-4
1996-97	13-3	6-2
1997-98	13-2	6-2
Overall	149-42	52-34

Four of the last five teams to win in the Devaney Center have been ranked 17th or higher in the polls.

80-80 Vision

In the past few seasons, the 80-point barrier has been a good indication of the Huskers' chances for victory. In fact, before Nebraska's 105-91 loss at Texas last year, Nebraska had won nine straight games when scoring 80 or more points. Nebraska scored 80 points or more for the first time since the Texas loss in an 82-65 win over Texas Tech on Feb. 25, giving the Huskers 14 wins in the past 16 games when they have hit 80 or more. Nebraska's previous loss when hitting 80 points was also against Texas, an 83-81 overtime setback in the 1996-97 season opener at Austin.

Even more telling is the Huskers' lack of success when the opposition cracks the 80-point mark. Nine times last season Nebraska gave up 80 or more points, with a season-high 105 by Texas. The Huskers lost all nine of those games. Overall, the Huskers have lost 15 straight and 21 of 22 games when the opponent has reached the 80-point barrier. NU's last win when allowing 80 points or more was a 91-83 victory over Colorado State in the first round of the 1996 NIT, a span of 70 games. NU was 20-3 in 1997-98 when holding its foe to 79 or less, losing twice to K-State and to Arkansas.

Huskers Make Their Mark Against Top Teams

Last season Nebraska had an 0-4 record against nationally-ranked opponents, ending a seven-year streak of defeating at least one ranked opponent. Despite the end of the streak, Nebraska has had moderate success under Danny Nee against ranked foes.

Overall, Nee is 20-57 against ranked opponents in his 12 seasons at Nebraska, with 34 of those losses coming against top 10 opponents. In the last eight years, Nebraska has recorded 19 victories over nationally-ranked foes, including eight wins against teams ranked in the top 10. In those 77 games, the Huskers were unranked 70 times. In the last eight seasons Kansas has been the most popular Husker victim, going down to defeat five times, while Oklahoma State has been knocked off three times.

The Huskers' last victory over a ranked team was at seventh-ranked Iowa State late in the 1996-97 season. That upset marked the highest ranked team Nebraska had beaten since defeating third-ranked Missouri in the 1994 Big Eight Tournament. ISU was the highest-ranked team Nebraska had defeated on the road since a shocking 67-51 victory at No. 1 Missouri in 1981-82. Under Nee, the highest-ranked victim was undefeated and No. 2 Oklahoma State which Nebraska defeated, 85-69, in 1991-92 in Lincoln.

Nee vs. Ranked Opponents

Year	Record
1986-87	1-2
1987-88	0-3
1988-89	0-6
1989-90	0-7
1990-91	4-2
1991-92	3-7
1992-93	2-4
1993-94	4-3
1994-95	3-7
1995-96	1-5
1996-97	2-7
1997-98	0-4
Totals	20-57

1998-99 Nebraska Radio and Television Roster



Pronunciation Guide

Cary Cochran co-horn
 Brant Harriman HAIR-a-man
 Troy Piatkowski Pie-it-COW-ski

Danny Nee
 Head Coach
 13th Year



Career Record _____
 NU Record _____

3

Cary Cochran
 6-1, 185, Fr.-RS, G
 Minden, Iowa



PPG _____
 RPG _____

4

Venson Hamilton
 6-10, 240, Sr., C
 Forest City, N.C.



PPG _____
 RPG _____

5

Larry Florence
 6-5, 225, Sr., F
 Phenix City, Ala.



PPG _____
 RPG _____

11

Rodney Fields
 6-2, 210, Jr., G
 Tampa, Fla.



PPG _____
 RPG _____

12

Bryan Buchanan
 6-0, 170, Fr., G
 Lincoln, Neb.



PPG _____
 RPG _____

15

Chad Johnson
 6-6, 215, So., F
 Monticello, Fla.



PPG _____
 RPG _____

20

Todd Smith
 6-4, 195, Fr.-RS, G
 Milledgeville, Ga.



PPG _____
 RPG _____

21

Joe Holmes
 5-11, 195, Jr., G
 Seat Pleasant, Md.



PPG _____
 RPG _____

23

Bryce Bauer
 6-8, 215, Fr., F
 Ainsworth, Neb.



PPG _____
 RPG _____

30

Cookie Belcher
 6-4, 205, Jr., G
 Mexico, Mo.



PPG _____
 RPG _____

34

Troy Piatkowski
 6-5, 200, Sr., G/F
 Rapid City, S.D.



PPG _____
 RPG _____

44

Andy Markowski
 6-8, 215, Sr., F
 Ord, Neb.



PPG _____
 RPG _____

51


Louis Truscott
 6-7, 200, Fr., F
 Houston, Texas




PPG _____
 RPG _____

52

Brant Harriman
 6-10, 260, So., C
 Mason City, Iowa



PPG _____
 RPG _____



5 Larry Florence

6-5 ♦ 225 ♦ Senior ♦ Forward ♦ Phenix City, Ala. (Central)

1998-99 Outlook

Larry Florence enters his third year as a starter at the small forward position for Nebraska. Florence has started 48 games in his first two seasons in a Husker uniform. Florence finished his junior season as Nebraska's fourth-leading scorer and will be expected to pick up some of the scoring load this season left by the departure of Tyronn Lue. Extremely athletic, Florence is a slashing offensive player, who is one of Nebraska's top defenders. In fall testing, Florence's 32.5 inch vertical jump was third on the team, his 1.73 10-yard dash time was tied for second on the team and his performance index score of 1,202 was third. Florence's hard work in the offseason paid off as he was given the Nebraska lifter-of-the-year award. Florence also took time out of his summer to play on a People-to-People all-star team that traveled to Greece. Florence could be eligible for a fourth year of competition, per NCAA rules. If granted, he would become a junior in 1998-99 and would be a senior for the 1999-2000 season.

1997-98 (Junior)


Florence started 19 of the 30 games he played in last year...began the year as the Huskers' sixth man, but started 18 of the season's final 20 contests...Florence did not start Nebraska's two Big 12 Tournament games because of a sprained ankle...averaged 8.9 points per game and was Nebraska's fourth-leading scorer on the season...reached double figures 10 times, with

Coach Nee on Larry Florence

"Larry Florence is ready for a big year. He is an explosive player on the offensive end, who can really take the ball to the basket. On the defensive end, he has the ability to shut down some of the top scorers in the Big 12."

a career and season-high 20 points against Vanderbilt in the Rainbow Classic...reached double digits in four of his first six games after re-entering the starting lineup and averaged 11.8 points per game in that stretch...averaged 9.1 points per game in Big 12 action, with six games in double figures...had a career-high nine field goals on 13 attempts at Missouri when he scored 19 points, the second-highest total of his career and best in a conference game...also played a career-high 37 minutes in that game...in league play also reached double figures at Oklahoma State (10), vs. Colorado (12), at Texas (16), at Texas A&M (15), and vs. Baylor (10)...averaged better than 10 points per game after returning to the starting lineup in late December...a 44 percent shooter for the season, Florence hit 50 percent in the season's last 10 games...hit his first 3-pointer of the season and second of his career by just beating the first-half buzzer vs. Oklahoma, helping Nebraska to a crucial 53-43 conference win...struggled from the free throw line in 1998, hitting just 59 percent after connecting on 71 percent of his attempts in 1996-97...averaged 3.7 rebounds per game, the fifth-highest average for the Huskers and grabbed a season-high nine boards at Texas A&M...narrowly missed his

second career double-double at A&M with the nine rebounds and 15 points...had nine games with five or more rebounds...matched his career high with five assists against New Orleans and finished the season with 32 assists to rank sixth for Nebraska...tied his career high of three steals against Baylor and Missouri in back-to-back February games in Lincoln and finished the season with 32 steals to rank fifth for the Huskers...on the defensive end, Florence continued to be one of Nebraska's stoppers throughout the season...was a key part of the defensive effort that limited Texas Tech's Cory Carr, the Big 12's leading scorer



to a 4-13 shooting effort. Forward Larry Florence has started 48 career games for Nebraska. Last season he averaged 8.9 points and 3.7 rebounds per game. 22.5 minutes per game.

1996-97 (Sophomore)

Florence earned a starting job at the beginning of the season and was Nebraska's starting small forward for 29 of the 30 games he played in during the 1996-97 season...finished the season averaging 7.5 points and 3.8 rebounds per game...improved his totals in Big 12 play, averaging 7.9 points and 4.3 rebounds per contest...had 11 double-figure scoring games in his first year as a Husker, including six in conference play...was third on the team in assists with 52 and finished as NU's second-best foul shooter at 71 percent...extremely efficient from the line in Big 12 play, hitting 76 percent of his foul shots...was just outside of the top 10 in the league in foul shooting in conference games...opened his sophomore season with 10 points in 24 minutes against Texas in Austin, dropped in 16 points against Weber State and recorded a career-high 17 points in game five against Coppin State...reached double figures two other times in non-conference play with 10 points at UMKC and 10 against No. 6 Cincinnati in Puerto Rico...had a stretch of four consecutive double-figure scoring games early in the Big 12 season...had possibly his most complete game as a Husker against Texas A&M with 16

Florence's Career Statistics

Year	G-GS	FG-FGA	Pct.	3FG-3FGA	Pct.	FT-FTA	Pct.	Reb.-Avg.	TP-Avg.	MP	A	BS	S
1996-97	30-29	92-240	.383	1-7	.143	41-58	.707	113-3.8	226-7.5	679	52	14	19
Big 12	15-15	45-121	.372	0-3	---	29-38	.763	65-4.3	119-7.9	345	24	9	5
1997-98	30-19	115-259	.444	1-5	.200	37-63	.587	110-3.7	268-8.9	676	32	10	32
Big 12	16-16	62-134	.463	1-2	.500	21-36	.583	61-3.8	146-9.1	389	16	5	22
Totals	60-48	207-499	.415	2-12	.167	78-121	.645	223-3.7	494-8.2	1,355	84	24	51
Big 12	31-31	107-255	.420	1-5	.200	50-74	.676	126-4.1	265-8.5	734	40	14	27

Florence's Career Highs

Points	Rebounds	Blocked Shots	Assists	Steals
20, vs. Vanderbilt, 12-30-97	11, Colorado, 2-5-97	2, three times	5, Oklahoma State, 2-26-97; New Orleans, 11-22-97	3, three times

1998-99 Nebraska Basketball

points and eight rebounds...Florence recorded his only double-double of his career with 14 points and a career-high 11 rebounds against No. 15 Colorado in Lincoln...Florence dished out a career-high five assists in Nebraska's come-from-behind win over Oklahoma State in Lincoln...averaged 5.0 points per contest in Nebraska's three NIT games and recorded a career-high three steals at Connecticut...Florence was often used as the Huskers' defensive stopper...in two meetings with Texas, Florence limited the Longhorn All-Big 12 guard Reggie Freeman to just 5-30 shooting...after missing NU's first game with Iowa State because of injury, Florence was assigned to Cyclone forward Kenny Pratt in Ames...Florence limited Pratt to six points, 16 fewer than he scored in the first meeting in Lincoln...the defensive effort helped Nebraska upset the seventh-ranked Cyclones in overtime...also limited Creighton's Rodney Buford, an 18-point per game scorer, to 5-19 field goal shooting in Nebraska's victory.

Larry Florence has 21 career double-figure scoring games at Nebraska. Last season, Florence reached double figures 10 times, including six in Big 12 play, with a season and career-high 20 points against Vanderbilt.

1995-96


Florence sat out the season and attended classes at Nebraska.

High School (Phenix City, Ala.)

Florence earned Alabama all-state honors at Phenix City Central High School where he averaged 19.2 points and 13.2 rebounds in his senior season of high school basketball...Florence helped lead Phenix Central to the state finals and was named to the all-Southwest Region squad...a talented athlete, Florence also lettered two seasons in football.

Personal

Larry is the son of Bessie Florence and has three sisters, Harveta, 27, Thertia, 26 and Shallia, 19...Florence is a family and consumer sciences major and was born on Sept. 29, 1975.




An excellent defender, Florence has often been assigned to the opponents' top offensive threat the last two years.

Florence's 1997-98 Game-by-Game

Opponent	MP	FG-FGA	Pct.	3FG-Att	Pct.	FT-FTA	Pct.	Reb.	PF	A	TO	BS	ST	Pts.
UNC Greensboro				0-0	---									
Western Illinois	17	3-9	.333	0-0	---	0-1	.000	4	1	0	0	1	0	6
New Orleans	27	5-9	.556	0-0	---	2-6	.333	3	1	5	1	0	1	12
Colorado State*	19	2-7	.286	0-0	---	0-0	.000	3	2	0	3	0	0	4
Texas-San Antonio*	17	3-9	.333	0-0	---	3-4	.750	3	3	2	1	1	1	9
at Tulsa	18	2-12	.167	0-1	.000	1-1	1.000	3	0	1	1	0	1	5
UNC Wilmington	17	4-5	.800	0-0	---	1-2	.500	0	1	1	2	1	1	9
Grambling State	15	4-7	.571	0-0	---	2-5	.400	5	1	1	3	0	0	10
at Creighton	18	3-8	.375	0-1	.000	1-1	1.000	4	0	3	3	1	1	7
at Minnesota	21	3-7	.429	0-0	---	0-0	.000	4	3	1	5	1	0	6
vs Virginia	19	2-2	1.000	0-0	---	0-0	.000	1	0	1	1	0	2	4
at Hawaii	28	6-13	.462	0-1	.000	2-2	1.000	5	4	0	3	0	1	14
vs Vanderbilt*	30	8-13	.615	0-0	---	4-5	.800	7	3	1	4	0	0	20
at Kansas*	23	3-7	.429	0-0	---	0-0	.000	1	4	1	5	0	2	6
at Oklahoma State*	21	5-9	.556	0-0	---	0-0	.000	5	0	1	1	0	2	10
Colorado*	22	4-8	.500	0-0	---	4-7	.571	5	5	3	2	0	1	12
Oklahoma*	28	3-12	.250	1-1	1.000	0-2	.000	2	2	1	2	0	2	7
at Texas*	24	6-13	.462	0-0	---	4-7	.571	3	1	0	1	0	1	16
Iowa State*	32	2-9	.222	0-0	---	1-2	.500	3	4	1	0	1	1	5
at Kansas State*	20	2-8	.250	0-0	---	0-0	.000	4	4	1	2	0	0	4
Kansas*	25	3-7	.429	0-0	---	3-4	.750	6	2	0	2	0	1	9
at Missouri*	37	9-13	.692	0-0	---	1-2	.500	4	5	1	1	0	1	19
Kansas State*	28	3-7	.429	0-0	---	2-3	.667	8	1	1	2	0	0	8
at Texas A&M*	26	6-10	.600	0-0	---	3-4	.750	9	2	0	2	0	2	15
Baylor*	21	5-9	.556	0-1	.000	0-0	.000	1	1	1	3	1	3	10
Missouri*	30	3-7	.429	0-0	---	0-1	.000	3	0	4	4	1	3	6
at Colorado*	23	3-6	.500	0-0	---	2-2	1.000	1	4	0	5	1	1	8
Texas Tech*	25	4-8	.500	0-0	---	1-2	.500	6	3	1	3	1	2	9
at Iowa State*	3	1-1	1.000	0-0	---	0-0	.000	0	0	0	0	0	0	2
vs Baylor														
vs Kansas	16	4-13	.308	0-0	---	0-0	.000	3	4	0	2	0	1	8
vs Arkansas*	23	4-11	.364	0-0	---	0-0	---	4	1	0	4	0	1	8
Totals	676	115-259	.444	1-5	.200	37-63	.587	110	62	32	68	10	32	268

*-Starts



4 Venson Hamilton

6-10 ♦ 240 ♦ Senior ♦ Center ♦ Forest City, N.C. (Oak Hill Academy)

1998-99 Outlook

An honorable-mention all-conference selection as a junior, Nebraska center Venson Hamilton is a frontrunner for first-team All-Big 12 honors this year. A dominating presence inside, Hamilton

was named to the Big 12 All-Defensive team last season and enters his senior year in position to leave his mark as one of the top big men in Nebraska history. Hamilton set the single-season rebounding record last season with 315 boards and enters his senior year just 38 rebounds from breaking the Husker career rebounding record. He also has the most career rebounds of any current Big 12 Conference player. The 6-10 Hamilton owns three of the top 11 single-season totals in blocked shots and is within striking distance of that career record. Hamilton finished second in the Big 12 in rebounding last season and led the conference with 17 double-doubles. Hamilton was one of 12 members of the Big 12 Conference All-Star team last summer. He posted three double-doubles in six games, led the team in rebounding at 9.0 per game and finished as the fourth-leading scorer at 11.0 per contest. Nee said Hamilton is the best rebounder he has coached and expects that Hamilton is poised for a big senior season.

1997-98 (Junior)


Hamilton averaged 11.2 points and 9.8 rebounds as a junior and recorded 17 double-doubles, giving him 28 in his career...for his efforts Hamilton was

Coch Nee on Venson Hamilton

"The way you measure Venson Hamilton's productivity is double-doubles and I've never had a player consistently rebound and score the way he does. He is a great offensive rebounder and has the ability to intimidate and alter shots."

an honorable-mention All-Big 12 selection and also a member of the league's all-defensive team...Hamilton narrowly missed being the first Nebraska player to average a double-double since Chuck Jura in 1972...he reached double figures in scoring 20 times with a season-high 19 points against New Orleans, one point off his career high...opened the season with 11 straight games in double figures...his 11.2 pointsper game were second for Nebraska and ranked 28th in the Big 12...Hamilton entered the top 50 in career scoring against Creighton and now stands 27th with 898 points, 102 points from becoming NU's 20th, 1,000-point scorer...his season high in rebounding was 15 boards against Minnesota and Tulsa, the third-best total of his career...his 315 rebounds on the year broke Jura's 26-year-old Nebraska school record and gave Hamilton two of the top five single-season totals at Nebraska...he has pulled down five or more rebounds in 73 of 96 career games and has grabbed eight or more rebounds 49 times, including 26 times as a junior...Hamilton's 9.8 boards per game were second in the Big 12 behind

Kansas' Raef LaFrentz, while his 9.6 caroms in league games only ranked first...he posted double-doubles in eight of the season's first 10 games and averaged 14.4 points and 11.4 rebounds in that period... Hamilton had seven double-doubles in conference action...also had a double-double in the NCAA Tournament against Arkansas with 14 points and 10 rebounds off the bench...in his only other game off the bench, Hamilton had 19 points and 12 rebounds against New Orleans...he is third on NU's career blocked shot list with 161, including 66 as a junior, which ranked sixth on the NU single-season list...he had 12 games with three or more blocks, with a season high of four in four games and owns three of the top 11 single-season blocked shot totals at Nebraska...ranked third in the league in blocked shots at 2.1 per contest...set career highs with six steals and five assists against New Orleans...shot 52 percent from the floor, tops on the team, and enters his senior year as a 54 percent career field goal shooter, which ranks ninth on the Husker list.



Center Venson Hamilton is on track to become Nebraska's top career rebounder this season and could also move to the top of the blocked shots chart.

1996-97 (Sophomore)

Hamilton finished his sophomore season averaging 10.8 points and 8.4 rebounds per game...he began the season as NU's sixth man, but broke into the starting lineup in early December and stayed there for the remainder of the season...Hamilton established a career scoring high with 20 points against Missouri in Lincoln and matched the total at home against Texas...he had 11 double-doubles on the season, including five in the season's final 10 games...his 8.4 rebounds per game ranked him fifth on the Big 12 charts and his 269 rebounds is the fifth-best single season total in NU history...Hamilton's career-high 18 rebounds against Old Dominion were the most by a Husker

Hamilton's Career Statistics

Year	G-GS	FG-FGA	Pct.	3FG-3FGA	Pct.	FT-FTA	Pct.	Reb.-Avg.	TP-Avg.	MP	A	BS	S
1995-96	32-1	71-130	.546	0-1	.000	54-100	.540	161-5.0	196-6.1	467	19	39	20
Big 8	11-1	30-53	.566	0-0	---	18-36	.500	53-4.8	78-7.1	152	3	12	7
1996-97	32-25	124-215	.577	0-0	---	96-148	.649	269-8.4	344-10.8	851	33	56	46
Big 12	16-14	61-114	.535	0-0	---	50-74	.676	116-7.3	172-10.8	468	16	22	23
1997-98	32-30	139-269	.517	0-0	---	80-144	.556	315-9.8	358-11.2	938	58	66	53
Big 12	16-16	64-125	.512	0-0	---	28-54	.519	154-9.6	156-9.8	471	28	29	29
Totals	96-56	334-614	.544	0-1	.000	230-392	.587	745-7.8	898-9.4	2,256	110	161	119
Conference	43-31	155-292	.531	0-0	---	96-164	.585	323-7.5	406-9.4	1,091	47	63	59

Hamilton's Career Highs

Points	Rebounds	Blocked Shots	Assists	Steals
20, Missouri 1-18-97; Texas 2-16-97	18, Old Dominion, 12-30-97	6, at UMKC, 12-11-96	5, New Orleans, 11-22-97	6, New Orleans, 11-22-97

since 1992...he also topped the 15-rebound mark at Northern Iowa with 17 boards...he had a double-double before halftime against the Panthers, and finished with 16 points...scored in double figures 19 times as a sophomore...Hamilton had 14 double-figure rebounding games as a sophomore, including six in his last nine games of the season...Hamilton had eight or more rebounds 17 times in 1996-97...he grabbed five or more rebounds 28 times as a sophomore...Hamilton rejected 56 opponent shots in 1996-97, the seventh-highest season total in school history...his 1.8 blocked shots per game ranked fifth in the Big 12...recorded a career-high six rejections against UMKC and had five versus Weber State...Hamilton was second on the team in field goal percentage at 57.7 percent and would have been among the league leaders, but did not have the required number of field goals made...Hamilton greatly improved his free-throw shooting as a sophomore, hitting 65 percent from the line, after hitting just 54 percent as a freshman...Hamilton was named to the Puerto Rico Holiday Classic all-tournament team with 31 points and 27 rebounds in three games...Hamilton played on a People-to-People Sports all-star team that toured Italy in the summer of 1997.

1995-96 (Freshman)

Hamilton had an immediate impact on the Husker program, averaging 6.1 points and 5.0 rebounds in his rookie season in Lincoln...he appeared in 32 of 35 games and drew one start...Hamilton averaged 7.4 points and 6.2 rebounds in the 1996 NIT, including a 13-point, nine-rebound effort in the semifinal win over Tulane...scored six points and grabbed a season-high 12 rebounds in second-round win over Washington State and netted 12 points in quarterfinal win over Fresno State...made his only start of the season against Oklahoma in Lincoln...had a career day in the first meeting with Iowa State, setting the school record for most field goals without missing a shot, going 9-9 from the floor...had career highs in points (19) and blocks (4) against ISU and added nine rebounds...scored 13 points and had eight rebounds in win over Oregon in Hawaii, just Hamilton's second game in a Husker

Hamilton on NU Charts

Career Rebounds	
Rank, Player, Year	Rebounds
1. Leroy Chalk, 1969-71	782
2. Dave Hoppen, 1983-86	772
3. Rich King, 1988-91	761
4. Andre Smith, 1978-81	753
5. Venson Hamilton, 1996-present	745

Season Rebounds	
Rank, Player, Year	Rebounds
1. Venson Hamilton, 1998	315
2. Chuck Jura, 1972	305
3. Leroy Chalk, 1971	290
4. Rich King, 1991	274
5. Venson Hamilton, 1997	269

Season Blocked Shots	
Rank, Player, Year	Blocks
1. Derrick Chandler, 1992	91
2. Mikki Moore, 1997	88
3. Mikki Moore, 1996	71
4. Rich King, 1991	68
5. Mikki Moore, 1995	67
6. Venson Hamilton, 1998	66
7. Venson Hamilton, 1997	56
8. Derrick Chandler, 1993	53
9. Rich King, 1989	50
10. Rich King, 1990	45
11. Venson Hamilton, 1996*	39

Career Blocked Shots	
Rank, Player, Years	Blocks
1. Mikki Moore, 1994-97	236
2. Rich King, 1988-91	183
3. Venson Hamilton, 1996-present	161
4. Derrick Chandler, 1992-93	144
5. Carl Hayes, 1990-92	70

*freshman record

uniform...scored 10 points and had eight rebounds in his Big Eight debut against Colorado...played in all but three games with a season-high 31 minutes against Oregon in the Big Island Invitational...had a field goal percentage of at least .500 in 17 of 32 games...second on team in blocked shots with an NU freshman-record 39, was eighth in scoring (6.1), fourth in field goal percentage (.546) and third in rebounding (5.0)...was perfect from the floor in four games, including the school-record 9-9 effort against ISU...in conference games, Hamilton averaged 7.1 points and 4.8 rebounds...Hamilton scored in double figures eight times on the season and pulled down five or more rebounds in 17 of 32 games...grabbed eight or more rebounds seven times...averaged 14.6 minutes per game...had the most rebounds (161) of any non-starter.

1994-95 (Oak Hill, Va., Academy)

A talented performer, he averaged 12 points and 10 rebounds as a senior for Coach Steve Smith's Oak Hill team which finished with a 33-3 record...his 10 rebounds per game average ranked as the second highest in school history...a second-team all-state selection as a senior, he was the school's top rebounder and second-leading scorer behind consensus national top 10 player and Kentucky signee Ron Mercer.

High School (Forest City, N.C.)

Hamilton played three seasons at East Rutherford High School in Forest City, N.C., before enrolling at Oak Hill Academy...earned all-conference and all-state honors all three seasons and was the conference player-of-the-year as a junior.

Personal

The son of Alexander and Linda Hamilton...his brother, Victor, played basketball at East Carolina, while his other brother, Alex Mayse, played at Robert Morris...major is communication studies...born Aug. 11, 1977...native of Forest City, N.C., he selected Nebraska over Miami, Fla.


Hamilton's 1997-98 Game-by-Game

Opponent	MP	FG-FGA	Pct.	3FG-Att	Pct.	FT-FTA	Pct.	Reb.	Pf	A	TO	BS	ST	Pts.
UNC Greensboro*	22	5-7	.714	0-0	---	3-6	.500	10	3	2	4	4	1	13
Western Illinois*	27	4-11	.364	0-0	---	2-2	1.00	11	2	1	2	1	1	10
New Orleans	32	6-13	.462	0-0	---	7-10	.700	12	4	5	3	3	6	19
Colorado State*	21	4-8	.500	0-0	---	4-6	.667	4	3	1	3	3	0	12
Texas-San Antonio*	36	6-9	.667	0-0	---	6-11	.545	14	4	3	2	3	0	18
at Tulsa*	37	6-13	.462	0-0	---	4-8	.500	15	3	2	4	3	0	16
UNC Wilmington*	34	4-7	.571	0-0	---	2-3	.667	9	3	3	5	3	0	10
Grambling State*	23	5-9	.556	0-0	---	3-6	.500	13	0	3	2	3	2	13
at Creighton*	33	6-7	.857	0-0	---	3-11	.273	11	4	1	5	0	2	15
at Minnesota*	34	7-12	.583	0-0	---	4-6	.667	15	3	0	3	3	2	18
vs. Virginia*	32	5-11	.455	0-0	---	3-4	.750	4	3	0	2	2	3	13
at Hawaii*	30	3-6	.500	0-0	---	3-4	.750	5	2	2	3	4	3	9
vs. Vanderbilt*	25	5-11	.455	0-0	---	4-4	1.000	10	4	2	2	0	2	14
at Kansas*	31	5-9	.556	0-0	---	5-8	.625	11	4	2	5	2	3	15
at Oklahoma State*	31	3-7	.429	0-0	---	2-3	.667	9	2	2	2	3	1	8
Colorado*	26	5-8	.625	0-0	---	2-3	.667	12	5	1	7	0	1	12
Oklahoma*	34	3-10	.300	0-0	---	0-2	.000	13	3	0	4	4	4	6
at Texas*	25	3-6	.500	0-0	---	2-4	.500	4	3	1	0	2	1	8
Iowa State*	35	6-11	.545	0-0	---	1-1	1.000	11	2	2	2	4	1	13
at Kansas State*	33	6-9	.667	0-0	---	3-7	.429	10	4	1	5	2	2	15
Kansas*	32	4-11	.364	0-0	---	4-8	.500	14	5	3	1	1	3	12
at Missouri*	33	4-6	.667	0-0	---	1-1	1.000	9	5	3	5	1	1	9
Kansas State*	32	3-6	.500	0-0	---	1-3	.333	8	5	1	5	1	5	7
at Texas A&M*	24	2-4	.500	0-0	---	2-4	.500	9	3	2	6	2	3	6
Baylor*	25	6-10	.600	0-0	---	0-1	.000	10	3	2	1	2	0	12
Missouri*	36	2-4	.500	0-0	---	0-1	.000	8	4	4	2	2	3	4
at Colorado*	29	5-13	.385	0-0	---	2-4	.500	11	2	2	3	2	0	12
Texas Tech*	27	3-7	.429	0-0	---	3-4	.750	8	3	2	6	1	1	9
at Iowa State*	18	4-4	1.000	0-0	---	0-0	.000	7	4	0	2	0	0	8
vs. Baylor*	24	3-7	.429	0-0	---	0-0	.000	9	2	0	2	2	1	6
vs. Kansas*	29	0-6	.000	0-0	---	2-4	.500	9	4	3	3	2	1	2
Arkansas	27	6-7	.857	0-0	---	2-5	.400	10	5	2	2	1	0	14
Totals	938	139-269	.517	0-0	---	80-144	.556	315	106	58	103	66	53	358

*-Starts

44 Andy Markowski

6-8 ♦ 215 ♦ Senior ♦ Forward ♦ Ord, Neb.



1998-99 Outlook

The most experienced player on the Nebraska roster, Andy Markowski enters his second season as Nebraska's starting power forward and his fifth overall in the program. Last season,

Markowski was Nebraska's second-leading rebounder at 6.6 per game and also averaged 6.6 points per contest and started 26 of Nebraska's 32 games. An extremely hard worker, Markowski and center Venson Hamilton will again combine to give Nebraska one of the nation's best rebounding tandems. Markowski was among the leaders in Nebraska's fall physical testing, posting a 1.73 10-yard dash time (third on team) and a 31.5-inch vertical leap (fifth). Plagued by minor injuries throughout his career, Markowski enters his senior season as healthy as he has been at Nebraska. Markowski, a team captain in 1997-98, is Nebraska's leader in the classroom, where he was a first-team Academic All-Big 12 selection for the second straight season in 1997-98 and is a candidate for Academic All-America honors as a senior. Markowski owns a 3.397 grade-point average in education and is scheduled to graduate this December. In the spring semester, he will take graduate classes toward a master's degree in educational administration.

1997-98 (Junior)

Markowski started NU's first 23 games, came off the bench during the Huskers' six-game winning streak to end the regular season, then was back

Coach Nee on Andy Markowski

"Andy Markowski knows what it takes to win in this conference. He has been in our program for five years and he is just continuing to get bigger and stronger. He should be a real steady player for us and a real leader on the team."

in the lineup for the final three games...the Ord, Neb., native averaged 6.6 points and 6.6 rebounds per game...he recorded two double-doubles on the year--the season opener vs. UNC Greensboro (16 points, 11 rebounds) and NU's Big 12 home opener against Colorado (14 points, 11 rebounds)...Markowski scored in double figures in eight games after not reaching double digits in his first 59 games as a Husker entering the season...scored a career-high 17 points at Texas...had his final double-digit game of the year with 10 points in NCAA tourney vs. Arkansas...made a career-high eight field goals in the season opener against UNC Greensboro on nine attempts...had six double-figure rebounding games and had five or more rebounds 24 times last season...grabbed a career-high 15 rebounds against Oklahoma in a career-best 39 minutes, erasing his previous high of 13 boards against New Orleans early in the season...Nebraska was 6-2 when Markowski reached double figures in scoring and 6-0 when he grabbed 10 or more rebounds...his 6.6 boards per game ranked 16th in the Big 12 Conference...in conference games only, Markowski averaged 6.3 boards,



Fifth-year senior Andy Markowski is Nebraska's most-experienced player. Last season he averaged 6.6 points and 6.6 rebounds per game and had two double-doubles.

good for 17th in the league...finished fourth for Nebraska in assists, steals and blocked shots...finished the season with 52 assists and set a career high with five assists against Colorado in Lincoln...had four assists in four other games on the year...Markowski had a career-high four steals three times--vs. Colorado and Western Illinois in Lincoln and at Oklahoma State...finished the season with 44 thefts and his 1.4 steals per game in Big 12 play ranked 15th in the league...Markowski's 28.4 minutes per game ranked fourth on the team...hit 46 percent of his field goal attempts, after entering the year as a 41 percent career shooter, but struggled at the free-throw line, connecting on just 39 percent of his attempts...Markowski was named to the Academic All-Big 12 first team for the second straight season.

Markowski's Career Statistics

Year	G-GS	FG-FGA	Pct.	3FG-3FGA	Pct.	FT-FTA	Pct.	Reb.-Avg.	TP-Avg.	MP	A	BS	S
1995-96	28-0	16-51	.314	0-1	.000	17-27	.630	52-1.9	49-1.8	206	5	4	6
Big 8	14-0	7-26	.269	0-0	---	9-14	.643	24-1.7	23-1.6	107	1	2	1
1996-97	31-1	54-119	.454	0-0	---	23-50	.460	120-3.9	131-4.2	557	18	7	23
Big 12	16-0	29-58	.500	0-0	---	9-21	.429	58-3.6	67-4.2	274	7	3	13
1997-98	32-26	91-196	.464	0-0	---	30-77	.390	212-6.6	212-6.6	908	52	16	44
Big 12	16-10	41-94	.436	0-0	---	12-34	.353	101-6.3	94-5.9	443	33	6	23
Totals	91-27	161-366	.440	0-1	.000	70-154	.455	384-4.2	392-4.3	1,671	75	27	73
Conference	46-10	77-178	.433	0-0	---	30-69	.435	183-4.0	184-4.0	824	41	11	37

Markowski's Career Highs

Points 17, at Texas, 1-21-98	Rebounds 15, Oklahoma, 1-18-98	Blocked Shots 2, seven times	Assists 5, Colorado, 1-11-98	Steals 4, three times
--	--	--	--	---------------------------------

1996-97 (Sophomore)

Markowski averaged 4.2 points and 3.9 rebounds per game in 31 appearances off the Nebraska bench...he finished as Nebraska's fourth-leading rebounder...missed the first two games of the season because of arthroscopic surgery on his right knee, but was back on the court just 17 days after the procedure...Markowski scored a season-high nine points in consecutive games against Cincinnati and Bowling Green in the Puerto Rico Holiday Classic...also scored eight points twice on the season, against Colorado and Iowa State in Lincoln...Markowski twice grabbed a then-career-high nine rebounds against Creighton, and in NU's second meeting with Colorado...had seven boards in Nebraska's NIT victory at Nevada and

Andy Markowski is a two-time first-team Academic All-Big 12 selection. He owns a 3.397 grade-point average in education and is scheduled to graduate in December.

grabbed six rebounds in five games as a sophomore...played a season-high 25 minutes three times, including against No. 1 Kansas in Lincoln...averaged 23 minutes per game in a five-game stretch at midseason...greatly improved his field goal shooting from his freshman year, knocking down 45 percent from the floor, after hitting just more than 30 percent of his attempts in 1995-96...in conference play, Markowski shot an even 50 percent from the floor...Markowski had one of his most complete games in a Husker uniform at UMKC, with seven points, six boards, a season-high three steals and a career-best two blocked shots...for the second consecutive year, Markowski played on a People-to-People Sports all-star team that toured Spain.

1995-96 (Freshman)

Markowski played in 28 games, and averaged 1.8 points and 1.9 rebounds for the Huskers...scored a season-high eight points and grabbed four rebounds in a season-high 15 minutes against Missouri-Kansas City...Markowski played double-figure minutes seven times...he shot 63 percent (17-27) from the free throw line, but hit just 31 percent (16-51) from the floor...scored four points and grabbed four rebounds in NU's Ameritas Classic championship victory over Grambling State...had a season-high five rebounds in the Huskers' 69-68 win over Long Beach State...pulled down four rebounds against Grambling State, Creighton, UMKC and Missouri...missed five games after breaking his hand against Northern Iowa

and continued to play with a cast until the Feb. 25 Oklahoma game, his first without the brace...finished the season with four blocked shots, five assists and six steals...played on the People-to-People Sports All-Star Team last summer, a squad which toured Europe...Markowski averaged 6.6 points and 4.5 rebounds per contest on the 10-game trip.

1994-95 (Redshirt)

One of two recruits from Nebraska in the Huskers' fall 1993 class, Markowski had an outstanding year in the weight room...in NU's strength and conditioning program, he increased his squat from 246 to 277 pounds, his hang clean from 147 to 217 and his vertical jump from 29.5 to 30 inches to earn a Performance Award from the Husker Performance Team.

High School (Ord, Neb.)

A first-team all-state selection by both the Omaha World-Herald and the Lincoln Journal Star...averaged 23.2 points, 16.6 rebounds and 6.2 blocked shots as a senior for a 16-7 Ord team, despite playing most of the season with a stress fracture in his foot...he hit 55.1 percent from the field, 66.1 percent from the free throw line and 35.6 percent from 3-point range in final prep season...scored 1,189 points in three-year high school career, grabbed 854 rebounds and blocked 346 shots...recorded nine career triple-doubles and holds eight Ord records...posted career highs of 34 points, 27 rebounds and 13 blocked shots as a prep...selected to play in the 1994 Nebraska Coaches All-Star Game, the USA All-Star Classic in Kansas City, Mo., and the Nebraska-South Dakota All-Star Game...averaged 20 points, 15.1 rebounds and 7.1 blocked shots as a junior en route to Class B all-state honors...played on the 1993 Valentino's Nebraska All-Star team which finished second at the Las Vegas Invitational...a three-year letterman for Coach Lon Bartholomew, he also lettered three times in football, and twice in both track and golf.


Personal

Son of Paul and Barb Markowski, Andy has two sisters Dawn, 26 and Michelle, 12...a two-time academic all-state honoree, Markowski was a National Honor Society member and graduated with a 4.0 gpa...born Nov. 9, 1975...earned Academic All-Big Eight Honor Roll mention as a freshman, before his academic All-Big 12 selection the last two years...Markowski was a volunteer at the 1997 Nebraska "School is Cool" Jam.

Markowski's 1997-98 Game-by-Game

Opponent	MP	FG-FGA	Pct.	3FG-Att	Pct.	FT-FTA	Pct.	Reb.	PF	A	TO	BS	ST	Pts.
UNC Greensboro*	28	8-9	.889	0-0	---	0-1	.000	11	0	1	0	2	0	16
Western Illinois*	30	5-12	.417	0-0	---	0-4	.000	9	3	1	1	2	4	10
New Orleans*	33	2-4	.500	0-0	---	1-4	.250	13	4	4	1	0	2	5
Colorado State*	31	2-4	.500	0-0	---	0-0	---	7	1	1	2	0	1	4
Texas-San Antonio*	32	4-6	.667	0-0	---	1-6	.167	10	4	0	0	0	0	9
at Tulsa*	15	0-1	.000	0-0	---	0-0	---	1	4	0	1	0	0	0
UNC Wilmington*	32	3-5	.600	0-0	---	4-5	.800	7	2	1	1	0	1	10
Grambling State*	24	5-8	.625	0-0	---	1-2	.500	5	3	3	2	2	1	11
at Creighton*	31	0-3	.000	0-0	---	2-5	.400	6	4	0	1	0	3	2
at Minnesota*	29	3-6	.500	0-0	---	5-5	1.000	3	4	3	2	0	1	11
vs. Virginia*	29	2-4	.500	0-0	---	0-0	---	8	2	1	6	1	2	4
at Hawaii*	32	4-9	.444	0-0	---	0-4	.000	6	4	0	4	1	1	8
vs. Vanderbilt*	32	3-10	.300	0-0	---	1-3	.333	8	5	2	3	0	1	7
at Kansas*	22	1-3	.333	0-0	---	0-0	---	3	5	0	0	0	0	2
at Oklahoma State*	33	4-6	.667	0-0	---	0-1	.000	6	2	4	3	0	4	8
Colorado*	31	7-11	.636	0-0	---	0-0	---	11	3	5	1	2	4	14
Oklahoma*	39	1-5	.200	0-0	---	0-0	---	15	3	4	2	1	0	2
at Texas*	35	7-14	.500	0-0	---	3-4	.750	8	4	3	1	1	1	17
Iowa State*	32	0-4	.000	0-0	---	1-5	.200	9	3	3	1	0	0	1
at Kansas State*	31	1-7	.143	0-0	---	0-2	.000	5	3	2	2	0	1	2
Kansas*	24	1-3	.333	0-0	---	2-5	.400	5	3	0	4	0	0	4
at Missouri*	28	3-5	.600	0-0	---	0-0	---	3	5	1	1	1	2	6
Kansas State*	34	3-8	.375	0-0	---	0-0	---	6	3	4	0	0	3	6
at Texas A&M	23	4-8	.500	0-0	---	0-0	---	6	3	2	0	0	0	8
Baylor	27	3-5	.600	0-0	---	0-2	.000	5	3	1	2	0	3	6
Missouri	15	0-2	.000	0-0	---	2-4	.500	5	2	0	2	0	1	2
at Colorado	24	1-4	.250	0-0	---	1-2	.500	7	4	0	1	1	1	3
Texas Tech	19	3-6	.500	0-0	---	2-4	.500	3	2	1	0	0	1	8
at Iowa State	26	2-3	.667	0-0	---	1-5	.200	4	4	3	0	0	2	5
vs. Baylor*	32	2-7	.286	0-0	---	1-2	.500	10	2	0	2	0	2	5
vs. Kansas*	26	3-6	.500	0-0	---	0-0	---	3	2	2	2	1	0	6
vs. Arkansas*	29	4-8	.500	0-0	---	2-2	1.000	4	3	0	3	1	2	10
Totals	908	91-196	.464	0-0	---	30-77	.390	212	99	52	51	16	44	212

*-Starts



34 Troy Piatkowski

6-5 ♦ 200 ♦ Senior ♦ Guard/Forward ♦ Rapid City, S.D. (Stevens)

1998-99 Outlook

A member of the Big 12's All-Bench team in 1998, Troy Piatkowski (Pie-it-COW-ski) is again expected to be one of the first subs off the Husker bench. An excellent 3-point shooter, Piatkowski

started 11 of Nebraska's first 12 games last season, but came off the bench to finish the year. According to Nee, Piatkowski's outside shooting touch will be a key to loosening up opposing defenses. In Nebraska's fall physical testing, Piatkowski posted the third-best agility run time on the team at 4.45 seconds. Troy is the brother of former Husker great Eric Piatkowski, the school's second-leading scorer and current member of the NBA's Los Angeles Clippers. Piatkowski could be eligible for a fourth year of competition, per NCAA rules. If granted he would become a junior in 1998-99 and would be a senior for the 1999-2000 season.


1997-98 (Junior)

Piatkowski averaged 6.4 points and 2.5 rebounds as a junior...he started 11 of Nebraska's first 12 games, then was one of the Huskers' first players off the bench the remainder of the year...Nebraska was 8-3 when Piatkowski was in the starting lineup...despite a late-season shooting slump, Piatkowski hit 36 percent of his 3-point attempts (38-105)...in conference games only, he hit 41 percent of his long-range attempts (21-51)...Piatkowski's 38 3-pointers was just outside the top 10 in threes in a season and he enters the 1998-

Coch Nee on Troy Piatkowski

"Troy has the ability to loosen up a defense. He has the ability to affect the outcome of a game with his shooting. He has improved all the other parts of his game, so he is going to be very valuable to us."

99 season just 14, 3-pointers short of the Husker career top 10...hit 45 percent overall from the field, including 49 percent in Big 12 Conference action...scored a career-high 18 points against Kansas in Lincoln, including a career-high five 3-pointers, all in the second half...scored 34 points on 13-18 shooting in two regular-season games vs. Kansas...had a previous career-high 16 points in loss at Lawrence on 7-8 shooting...had 17 points Feb. 7 against Kansas State, including five 3-pointers...was 3-4 from the 3-point line in key win over Oklahoma...hit back-to-back threes in second half at Oklahoma State to take NU from a one-point deficit to a four-point lead...scored 12 points twice last season--vs. Virginia (four 3-pointers) and at Creighton...hit two or more 3-pointers 11 times on the season...scored five or more points in 18 of NU's 32 contests, including seven double-figure games, four in Big 12 Conference play...had a career-high seven rebounds at Iowa State in the regular-season finale...had grabbed a previous high five rebounds five times on the year...handed out a career-high five assists against UNC Wilmington and had four versus Grambling State...finished fourth on the team with 56 assists...Nebraska was 7-3 when Piatkowski handed out three or more assists on the season...had a



Troy Piatkowski will be one of Nebraska's top threats from outside this season. Last year, Piatkowski hit 36 percent from beyond the arc.

Piatkowski's Career Statistics

Year	G-GS	FG-FGA	Pct.	3FG-3FGA	Pct.	FT-FTA	Pct.	Reb.-Avg.	TP-Avg.	MP	A	BS	S
1996-97	22-1	18-60	.300	6-27	.222	9-14	.643	29-1.3	51-2.3	257	17	5	6
Big 12	8-0	9-20	.450	4-10	.400	2-4	.500	6-0.8	24-3.0	91	5	0	2
1997-98	32-11	74-164	.451	38-105	.362	18-28	.643	80-2.5	204-6.4	734	56	11	21
Big 12	16-0	39-80	.488	21-51	.412	8-12	.667	38-2.4	107-6.7	344	24	6	7
Totals	54-12	92-224	.411	44-132	.333	27-42	.643	109-2.0	255-4.7	991	73	16	27
Big 12	24-0	48-100	.480	25-61	.410	10-16	.625	44-1.8	131-5.5	435	29	6	9

Piatkowski's Career Highs

Points
18, Kansas, 2-1-98

Rebounds
7, at Iowa State, 2-28-98

Assists
5, UNC Wilmington, 12-5-97

Steals
3, UNC Greensboro, 11-16-97,
Creighton, 12-10-97

career-high three steals in the opener against UNC Greensboro and matched that with three vs. Hawaii and finished the season with 21 thefts...averaged 22.9 minutes per game, including 24.6 minutes in his 11 starts and 22.0 while coming off the bench.

1996-97 (Sophomore)

Piatkowski finished the season averaging 2.3 points and 1.3 rebounds per game...played in 22 games and averaged 12 minutes an appearance...the first-year sophomore played well near the end of the season, scoring a career-high

Troy Piatkowski's brother, Eric, and father, Walt, both have professional basketball experience. Eric, the second-leading scorer in Nebraska history, is with the Los Angeles Clippers, while Walt played in the ABA from 1968-72.


11 points against Oklahoma State and earning a start against Missouri in the Phillips 66 Big 12 Tournament...knocked down 4-6 field goals against Oklahoma State, including 3-4 from behind the 3-point arc, to help NU overcome a 10-point halftime deficit and post a 77-68 victory...also notched a season-high three assists in the win over Okie State and matched that total against Washington in Nebraska's first-round NIT victory...scored five points in his only start against Missouri in Kansas City and also had five in NU's loss at Kansas State...set a season rebounding high of four twice, against Texas in the season opener and also against Coppin State...Piatkowski played a season-high 22 minutes in the regular-season finale against top-ranked Kansas in Lincoln...Piatkowski averaged 14 minutes per game in the season's first five games and nearly 15 minutes a contest in the last six games of the season...played 10 or more minutes in 12 games, with 15 or more minutes nine times in 1996-97...was one of Nebraska's top foul shooters, hitting 64 percent from the line.

1995-96

Piatkowski sat out the season and attended classes at Nebraska.

High School (Rapid City, S.D.)

Piatkowski averaged 19.5 points and 11 rebounds per contest for Rapid City Stevens High School in his senior season for Coach Lyle Pagel...he led Stevens to three straight South Dakota state tournament appearances, including a runner-up finish in his senior season...for his efforts, Piatkowski was a two-time all-state selection for Stevens High School...Piatkowski also lettered three times in tennis, twice in cross country and twice in baseball...he earned player-of-the-year honors on the diamond his senior season...Troy selected Nebraska over Oregon, Illinois State, Pepperdine and Gonzaga.



Piatkowski was a Big 12 All-Bench team selection last season and will again be one of the Huskers' top reserves.

Personal

The son of Walt and Lynne Piatkowski, Troy has three brothers, Dave, 30, Eric, 27 and Sean, 24...in addition to Eric, Troy's father, Walt also played professional basketball...Walt starred at Bowling Green before playing in the American Basketball Association with Denver, Florida and Kentucky from 1968-72...brother Dave played basketball at Hastings (Neb.) College...Troy is a family and consumer sciences major and was born on Dec. 9, 1976 and will celebrate his 22nd birthday when NU hosts intra-state rival Creighton.


Piatkowski's 1997-98 Game-by-Game

Opponent	MP	FG-FGA	Pct.	3FG-Att	Pct.	FT-FTA	Pct.	Reb.	PF	A	TO	BS	ST	Pts.
UNC Greensboro*	22	2-3	.667	0-0	---	4-5	.800	5	1	3	0	1	3	8
Western Illinois*	20	2-3	.667	1-1	1.000	0-0	---	2	2	3	2	1	0	5
New Orleans*	20	0-2	.000	0-2	.000	0-0	---	1	3	0	1	0	0	0
Colorado State	29	2-3	.667	2-3	.667	0-0	---	2	2	1	0	0	1	6
Texas-San Antonio*	21	2-6	.333	1-4	.250	0-0	---	2	1	3	0	0	1	5
at Tulsa*	26	3-7	.750	1-2	.500	0-0	---	5	1	1	2	0	0	7
UNC Wilmington*	27	2-3	.667	1-2	.500	2-2	1.000	4	2	5	2	0	0	7
Grambling State*	25	4-6	.667	2-4	.500	0-0	---	5	2	4	1	1	0	10
at Creighton*	33	4-12	.333	2-7	.286	2-2	1.000	1	3	1	1	0	3	12
at Minnesota*	29	1-6	.167	1-5	.200	0-2	.000	2	1	2	4	0	0	3
vs. Virginia*	29	4-7	.571	4-6	.667	0-2	.000	1	2	0	0	1	0	12
at Hawaii*	19	0-3	.000	0-3	.000	2-3	.667	1	3	1	1	0	3	2
vs. Vanderbilt	20	0-1	.000	0-1	.000	0-0	---	1	1	1	0	1	0	0
at Kansas	25	7-8	.875	2-3	.667	0-0	---	2	0	0	1	0	0	16
at Oklahoma State	27	3-6	.500	2-4	.500	0-0	---	3	1	1	2	0	1	8
Colorado	23	1-4	.250	0-2	.000	0-0	---	0	3	2	3	2	0	2
Oklahoma	21	3-5	.600	3-4	.750	0-0	---	1	0	0	1	0	1	9
at Texas	19	2-7	.286	0-4	.000	0-0	---	2	5	4	0	0	2	4
Iowa State	10	1-1	1.000	0-0	---	0-0	---	0	1	1	0	0	0	2
at Kansas State	23	2-4	.500	1-3	.333	0-0	---	3	1	1	1	0	0	5
Kansas	25	6-10	.600	5-8	.625	1-1	1.000	5	1	2	2	0	0	18
at Missouri	13	1-2	.500	0-0	---	2-2	1.000	1	3	1	1	0	0	4
Kansas State	27	6-11	.545	5-9	.556	0-1	.000	5	1	3	1	1	0	17
at Texas A&M	22	1-4	.250	0-3	.000	2-2	1.000	2	2	3	1	1	1	4
Baylor	25	1-5	.200	0-3	.000	1-2	.500	4	0	1	0	1	0	3
Missouri	16	0-2	.000	0-1	.000	0-0	---	1	1	0	2	1	0	0
at Colorado	23	3-5	.600	2-4	.500	2-4	.500	2	2	3	0	0	1	10
Texas Tech	13	1-1	1.000	0-0	---	0-0	---	0	0	2	1	0	0	2
at Iowa State	31	1-5	.200	1-3	.333	0-0	---	7	1	0	0	0	1	3
vs. Baylor	25	4-10	.400	0-4	.000	0-0	---	2	1	2	3	0	1	8
vs. Kansas	21	3-8	.375	2-6	.333	0-0	---	5	1	3	0	0	1	8
vs. Arkansas	24	2-7	.286	0-4	.000	0-0	---	3	0	2	2	0	1	4
Totals	734	74-164	.451	38-105	.362	18-28	.643	80	48	56	35	11	21	204

*-Starts

30 Cookie Belcher

6-4 ♦ 205 ♦ Junior ♦ Guard ♦ Mexico, Mo.



is in his third season as a starter and is a strong candidate for all-league honors. Belcher is already making his mark in the NU record books and after just two seasons is within striking distance of the Husker career steals record. Possibly Nebraska's best all-around player last year, Belcher was third for the Huskers in scoring at 11.1 points per game and was first in steals, second in assists, third in blocked shots and fourth in rebounding. He has played and started in all 65 games at Nebraska. Belcher and small forward Larry Florence give Nebraska two very athletic, physical defenders at the wing positions. Belcher posted outstanding marks in Nebraska's fall physical testing program. His 1.52 10-yard dash time is tied for the Husker record and he owns the team record for 10-yard dash points (656) and the 40-yard dash (4.59). He also posted a team-best 35-inch vertical leap and was second in the agility run with a time of 4.43. Belcher led the team with 1,630 points in the performance index.

1997-98 (Sophomore)


Belcher started all 32 games in his sophomore season and averaged 11.1 points (third on team), 3.9 rebounds and 3.9 assists per game...Belcher scored a season-high and Big 12 career-high 21 points at Iowa State on Feb. 28 on

Coach Nee on Cookie Belcher

"Cookie Belcher has the potential to be an all-conference player this year. He should be a little more assertive this year. Cookie definitely has the athletic ability and the physical talent to step up to the next level."

8-11 shooting...he recorded his only career double-double with 15 points and a career-high 10 rebounds in NU's meeting with the Cyclones in Lincoln...overall Belcher had 19 double-figure scoring games on the year, including seven games with 15 or more points, and five such games in Big 12 play...Nebraska was 5-2 when Belcher reached the 15-point mark and in those seven contests Belcher hit 59 percent from the field, up from his 44-percent season average...Belcher reached double digits in nine Big 12 games and averaged 11.7 points in Nebraska's last nine games...had an eight-game double-figure scoring streak early in the season...in addition to his 21-point effort at Iowa State, Belcher scored 20 points against UNC Wilmington on an 8-11 performance from the floor, had 19 at Texas (7-13) and 19 against Missouri in Lincoln (8-12)...his game against the Tigers in Lincoln was one of the most complete of his career as he added eight rebounds, five assists and four steals in 39 minutes...scored 13 points in Ameritas finals against Grambling State and was named to the all-tournament team for the second straight season...moved into the top 60 in career scoring against Texas Tech and now has 659 career points, 51st on the career chart...Belcher shot 44

percent from the field and hit 63 percent from the foul line after hitting just 49 percent as a freshman... Belcher and Lue combined to score 40 or more points seven times last season, including a season-high 47 against UNC Wilmington and 45 at Iowa State in the regular season-finale...in addition to his career-high 10 rebounds against Iowa State, Belcher grabbed nine rebounds against Texas-San Antonio and had a career-best nine assists against UNC Wilmington in first round of Ameritas Classic... finished in the top 15 in the Big 12 in assists at 3.9 per game and had five or more assists 13 times last season (NU was 9-4 in those games)...ranked among the league leaders in assist-turnover ratio at 1.65:1...his 124 assists were second on the team and was just 10 assists short of cracking the NU single-season top 10...led the team in steals with 75 and is already third in career steals with 162...has the best two-season steals total in NU history with 162 and has two of the top three single-season steals totals in school history with 87 in 1996-97 and 75 a year ago...enters his junior year 95 steals behind Erick Strickland's NU career record of 257 thefts and just 15 steals from Clifford Scales' (1988-91) second-place total...tied his career high with six steals against Arkansas in the NCAA Tournament, the third six-steal effort of his career...his four blocked shots at Colorado tied his own school record for blocked shots by a guard...also had four rejections as a freshman against Oregon State...for his defensive efforts, Belcher was one of six players voted to the Big 12's All-Defensive team, joining teammate Venson Hamilton on the squad...Belcher averaged 32.1 minutes, the second-highest total on the team...this summer Belcher played on a U.S. all-star team that toured Greece.



Cookie Belcher was a Big 12 All-Defensive pick last season and should contend for all-league honors as a junior.

1996-97 (Freshman)

Belcher earned a starting job from the start of the season and turned in one of the best freshman seasons in Nebraska history...the only Husker to start all 33 games in 1996-97, Belcher finished the season fifth on the team in

Belcher's Career Statistics

Year	G-GS	FG-FGA	Pct.	3FG-3FGA	Pct.	FT-FTA	Pct.	Reb-Avg.	TP-Avg.	MP	A	BS	S
1996-97	33-33	117-256	.457	30-76	.395	41-83	.494	126-3.8	305-9.2	999	68	20	87
Big 12	16-16	51-117	.436	17-39	.359	15-29	.517	59-3.7	131-8.2	469	34	10	41
1997-98	32-32	135-305	.443	29-102	.284	55-87	.632	126-3.9	354-11.1	982	124	16	75
Big 12	16-16	69-153	.451	13-49	.265	30-52	.577	73-4.6	181-11.3	513	56	10	33
Totals	65-65	252-561	.449	59-178	.331	96-170	.565	252-3.9	659-10.1	1,981	192	36	162
Big 12	32-32	120-270	.444	30-88	.341	45-81	.556	132-4.1	312-9.8	982	90	20	74

Belcher's Career Highs

Points 22, Coppin State, 12-6-96	Rebounds 10, Iowa State, 1-24-98	Blocked Shots 4, Oregon State, 11-30-96 at Colorado, 2-21-98	Assists 9, UNC Wilmington 12-5-97	Steals 6, three times
--	--	---	--	---------------------------------

scoring at 9.2 points per game and was also fifth in rebounding at 3.8 caroms per game...Belcher's 305 points were the fourth-highest ever by a Husker freshman, trailing only Dave Hoppen, Eric Piatkowski and Jerry Fort...those three players went on to become the top three career scorers in Husker history...Belcher also led the Huskers in steals with a Nebraska freshman-record 87, shattering the previous record of 50 set by Tyronn Lue in 1995-96...his 87 steals were two short of the NU single-season record of 89, set by Erick Strickland (1996)...his 2.6 steals per game also led the Big 12...Belcher was the only newcomer to lead the conference in any category in 1996-97...he was Nebraska's top 3-point marksman, knocking down nearly 40 percent of his long-range attempts and was second in threes made with 30...possibly the Huskers' most versatile player. Belcher was also second on the team in assists with 68 and third in blocked shots at 20...Belcher served notice of his ability from the start of the season, leading Nebraska in scoring in two exhibition victories with 19 points per contest...averaged 10.0 points per game in NU's first four contests, then exploded in the Ameritas Classic...was named to the all-tournament team after scoring 39 points in two games, including a career-high 22 against Coppin State...added 17 against Bowling Green in championship game and also reached 15 points against Creighton...scored in double figures 12 times as a freshman...grabbed eight rebounds in the opener at Texas and tied that total later in the season at Kansas State...had seven rebounds at Colorado and grabbed six boards four times...handed out a season-high five assists at Colorado on Jan. 4 and had four assists in four games...had a Nebraska season-high six steals against Bowling Green in the Ameritas Classic...had

Belcher on NU Charts

Season Steals	
Rank, Player, Year	Steals
1. Erick Strickland, 1996	89
2. Cookie Belcher, 1997*	87
3. Cookie Belcher, 1998	75
4. Eric Johnson, 1989	68
5. Brian Carr, 1987	67

Career Steals	
Rank, Player, Year	Steals
1. Erick Strickland, 1993-96	257
2. Clifford Scales, 1988-91	177
3. Cookie Belcher, 1997-present	162
4. Brian Carr, 1984-87	159
5. Tyronn Lue, 1996-98	154

Career 3-Pointers Made	
Rank, Player, Year	3Pt. FG
1. Eric Piatkowski, 1991-94	202
2. Jaron Boone, 1993-96	181
3. Erick Strickland, 1993-96	179
4. Tyronn Lue, 1996-98	145
5. Ray Richardson, 1989-90	105
6. Chris Cresswell, 1990-92	103
7. Jamar Johnson, 1992-94	95
8. Beau Reid, 1988-91	86
9. Henry T. Buchanan, 1987-88	67
10. Cookie Belcher, 1997-present	59

*freshman record

five steals against Creighton and in back-to-back February games against Colorado and Texas Tech...Belcher's 20 blocked shots is one of the top totals ever for a Husker guard...his four blocks against Oregon State were the most by an NU guard since blocked shots were kept as an official statistic in the 1977-78 season...Belcher played on a People-to-People Sports All-Star Team that toured Italy for two weeks in the summer of 1997.

High School (Mexico, Mo.)

Belcher averaged 24.2 points and 8.3 rebounds as a senior at Mexico High School for Coach Scott Floyd...A three-time Missouri Class 3A (third-largest class) all-state selection, Belcher earned first-team honors as a junior and senior...he led Mexico to the state finals in each of his last three seasons, winning the state title as a junior...Belcher selected Nebraska over Missouri and signed with the Huskers in the early-signing period in the fall of 1995.




Personal

The son of Lori Ingram, Segado "Cookie" Belcher is a sociology major...He has two brothers Marcus, 18 and Ryan, 14 and three sisters, Danielle, 5 and Kaitlin and Kelli, 3...Belcher is a distant cousin of former NU guard Tyronn Lue, who also hails from Mexico, Mo...Lue, however attended Raytown (Mo.) High School...during the 1997 spring break Lue and Belcher spoke to their elementary school in Mexico...Belcher was born June 25, 1978.

Belcher's 1997-98 Game-by-Game

Opponent	MP	FG-FGA	Pct.	3FG-Att	Pct.	FT-FTA	Pct.	Reb.	Pt.	A	TO	BS	ST	Pts.
UNC Greensboro*	21	4-7	.571	0-2	.000	3-3	1.000	4	2	2	1	1	0	11
Western Illinois*	27	3-6	.500	1-2	.500	0-0	---	2	1	5	1	1	2	7
New Orleans*	27	6-11	.545	1-3	.333	2-2	1.000	4	2	2	2	0	3	15
Colorado State*	28	4-10	.400	0-1	.000	3-6	.500	6	3	8	1	2	4	11
Texas-San Antonio*	36	4-8	.500	1-4	.250	2-2	1.000	9	2	4	3	0	1	11
at Tulsa*	32	2-10	.200	1-3	.333	6-9	.667	3	5	3	3	0	4	11
UNC Wilmington*	30	8-11	.727	4-4	1.000	0-0	---	0	1	9	3	0	0	20
Grambling State*	27	5-8	.625	1-2	.500	2-3	.667	2	2	6	1	0	3	13
at Creighton*	28	5-11	.455	1-2	.500	1-1	1.000	0	4	3	4	0	3	12
at Minnesota*	27	3-11	.273	0-4	.000	1-1	1.000	5	4	5	4	0	2	7
vs. Virginia*	29	3-9	.333	0-2	.000	0-0	---	3	1	3	0	0	4	6
at Hawaii*	31	4-8	.500	0-2	.000	0-0	---	2	0	0	5	0	2	8
vs. Vanderbilt*	30	2-6	.333	0-1	.000	5-8	.625	6	5	6	3	2	3	9
at Kansas*	35	7-15	.467	3-6	.500	0-0	---	5	4	2	3	0	2	17
at Oklahoma State*	31	4-9	.444	0-4	.000	3-4	.750	5	3	4	2	1	1	11
Colorado*	28	5-11	.455	0-2	.000	1-3	.333	6	4	5	1	0	1	11
Oklahoma*	20	2-5	.400	0-2	.000	1-2	.500	1	3	3	0	0	1	5
at Texas*	34	7-13	.538	0-2	.000	5-7	.714	5	3	5	1	0	0	19
Iowa State*	35	5-10	.500	0-0	---	5-6	.833	10	2	2	2	0	3	15
at Kansas State*	24	4-13	.308	1-4	.250	1-2	.500	6	3	1	3	0	4	10
Kansas*	34	2-8	.250	0-1	.000	3-6	.500	4	5	7	2	1	2	7
at Missouri*	40	3-10	.300	0-4	.000	2-3	.667	3	2	5	4	0	3	8
Kansas State*	29	2-6	.333	0-3	.000	1-4	.250	2	1	1	1	0	1	5
at Texas A&M*	31	4-8	.500	1-2	.500	0-0	---	3	2	5	2	0	4	9
Baylor*	37	3-7	.429	0-2	.000	2-2	1.000	3	3	3	4	0	0	8
Missouri*	40	8-12	.667	2-4	.500	1-2	.500	8	1	5	2	1	4	19
at Colorado*	31	1-6	.167	1-4	.250	1-2	.500	6	2	3	2	4	0	4
Texas Tech*	30	4-9	.444	2-5	.400	2-4	.500	3	4	3	0	0	4	12
at Iowa State*	34	8-11	.727	3-4	.750	2-5	.400	3	5	2	5	3	3	21
vs. Baylor*	33	4-9	.444	3-8	.375	0-0	---	4	3	5	4	0	1	11
vs. Kansas*	31	5-15	.333	2-7	.286	0-0	---	2	2	3	4	0	4	12
vs. Arkansas*	33	4-12	.333	1-6	.167	0-0	---	1	4	4	2	0	6	9
Totals	982	135-305	.443	29-102	.284	55-87	.632	126	88	124	75	16	75	354

*-Starts



52 Brant Harriman

6-10 ♦ 260 ♦ Sophomore ♦ Center ♦ Mason City, Iowa

1998-99 Outlook

Sophomore center Brant Harriman will be counted on for an increased role after a solid rookie season. The 6-10, 260-pound Harriman provides a physical presence off the Husker bench and has a soft shooting touch for a big man. Harriman had a solid rookie season with the Huskers, averaging 2.0 points and 2.6 rebounds in 10.8 minutes per game. He played in 31 of Nebraska's 32 contests last season. Nee expects much bigger things from Harriman in his sophomore season and said the Iowa native has pushed Husker starting center Venson Hamilton throughout the offseason. Harriman has also pushed himself in the weightroom as well, increasing his vertical jump by three inches to 26.5 inches, while adding 20 pounds of lean muscle mass to his frame. Harriman also spent some time this summer with a People-to-People all-star team that traveled to Greece.


1997-98 (Freshman)

Harriman finished his freshman season averaging 2.0 points and 2.6 rebounds per game...Harriman played in 31 games and averaged 10.8 minutes per contest...his role increased late in the year as he averaged 15.7 minutes per game in NU's last nine contests of the year and averaged nearly 17 minutes per game in Nebraska's seven-game winning streak late in the year...Harriman played double-figure minutes 16 times last season and Nebraska posted a 12-4 record in those games...he played a career-high 21 minutes twice in that nine-

Coach Nee on Brant Harriman

"Brant Harriman gives us a nice complement inside to Venson Hamilton. He has a few different skills than Venson and with the strength he has added in the offseason, Brant should become a definite factor for us inside."

game stretch--at Iowa State and vs. Baylor in Big 12 Tournament...also played 21 minutes in season-opener against UNC Greensboro...had five or more rebounds in the last five games in NU's seven-game win streak and averaged 5.4 boards per game in that period...had eight games with five or more rebounds on the year and Nebraska was a perfect 8-0 in those contests...grabbed a season-high seven rebounds against Grambling State in the Ameritas Classic championship game...also scored a career-high 10 points against Grambling State and had four other games with five or more points...the Huskers were 5-0 in those games...clinched Nebraska's 67-62 win at unbeaten Oklahoma State by hitting two free throws with 14 seconds remaining...Harriman came off the bench to shoot the free throws for an injured Venson Hamilton...scored seven points at Texas A&M, his most since Grambling State game...played 17 minutes vs. Missouri in Lincoln and had six points and six rebounds... Harriman played a strong game against Colorado State, sparking Nebraska's first-half rally with six points in a two-minute stretch in the first half...also had five rebounds and three blocks against the Rams...scored eight points in the opener against UNC Greensboro when he connected on 8-8 from the free throw line...hit 27-35 from the line on the season and was second on the team at 77 percent...was also second on the team in field goal shooting percentage at an even 50 percent (18-36)...Harriman's



Brant Harriman was a key contributor off the bench for Nebraska as a freshman in 1997-98. Harriman averaged 10.8 minutes per game and was the Huskers' second-most accurate free throw shooter.

Harriman's Career Statistics

Year	G-GS	FG-FGA	Pct.	3FG-3FGA	Pct.	FT-FTA	Pct.	Reb.-Avg.	TP-Avg.	MP	A	BS	S
1997-98	31-0	18-36	.500	0-0	---	27-35	.771	81-2.6	63-2.0	336	4	19	4
Big 12	16-0	9-20	.450	0-0	---	10-13	.769	43-2.7	28-1.8	179	1	10	3

Harriman's Career Highs

Points	Rebounds	Blocked Shots	Assists	Steals
10, Grambling State, 12-6-97	7, Grambling State, 12-6-97	3, at Oklahoma State, 1-7-98	2, vs. Baylor, 3-6-98	1, four times

19 blocks were second on the team behind Hamilton's 66 rejections...in the summer of 1997 Harriman had a pin inserted in the ring finger of his left hand to repair a fracture, but was ready to go by the start of practice.

High School (Mason City, Iowa)


Harriman was the starting center for Mason City High School, who won consecutive Iowa Class 4A (largest class) titles in his junior and senior seasons...Harriman averaged 17 points and 11 rebounds per game in his senior season...connected on nearly 80 percent of his field goal attempts for Mason City and coach Bob Horner...capped his high school career with 16 points and 14 rebounds against Sioux City West in the state championship

Brant Harriman played an increased role for Nebraska late last season. When Harriman scored five or more points Nebraska was 5-0 and when he grabbed five or more rebounds the Huskers were a perfect 8-0.

game victory...for his efforts Harriman was named first-team Class 4A all-state by the *Des Moines Register* in each of his last two seasons at Mason City...as a junior Harriman averaged 16.4 points and 10.4 rebounds per contest and shot 70 percent from the floor...averaged 17.3 points, 15.7 rebounds and five blocked shots per game in the 1996 state tournament as a junior...Mason City was undefeated in 1997 and Harriman finished his career on a 35-game winning streak...Mohawks' two state championships were their first in 53 seasons...was one of three Mason City High products to sign letters-of-intent with Division I schools...Harriman and fellow Husker freshman, Cary Cochran of Minden, Iowa, are the first Iowa high school players to sign with the Huskers in more than 30 years...Harriman was the only member of Nebraska's five-man freshman class to sign during the early period in November of 1996...one of the earliest commitments in NU history, Harriman gave the Huskers an oral commitment in April of 1996, just after the completion of his junior season.

Personal


The son of Glenn and Debra Harriman, Brant is a news-editorial major in the journalism college...was an honor roll student at Mason City and active in the drama club...born on Nov. 21, 1978...has a younger sister, Brooke, 17.



Harriman scored a season-high 10 points and grabbed a season-best seven rebounds in 10 minutes in Nebraska's Ameritas Classic championship game victory against Grambling State.

Harriman's 1997-98 Game-by-Game

Opponent	MP	FG-FGA	Pct.	3FG-Att	Pct.	FT-FTA	Pct.	Reb.	PF	A	TO	BS	ST	Pts.
UNC Greensboro	21	0-2	.000	0-0	---	8-8	1.000	3	1	0	0	1	0	8
Western Illinois	10	0-1	.000	0-0	---	1-2	.500	3	0	0	1	1	0	1
New Orleans	2	1-1	1.000	0-0	---	0-0	---	0	0	0	0	0	0	2
Colorado State	15	3-4	.750	0-0	---	0-0	---	5	1	0	0	3	0	6
Texas-San Antonio	1	0-0	---	0-0	---	0-0	---	0	0	0	0	0	0	0
at Tulsa	2	0-0	---	0-0	---	0-0	---	1	0	0	0	0	0	0
UNC Wilmington	7	0-0	---	0-0	---	0-0	---	0	1	0	1	0	0	0
at Creighton						Did Not Play								
at Minnesota	5	1-1	1.000	0-0	---	2-2	1.000	2	2	0	0	1	0	4
vs. Virginia	8	0-0	---	0-0	---	0-0	---	0	1	0	0	0	1	0
at Hawaii	16	1-3	.333	0-0	---	0-2	.000	6	2	1	0	1	0	2
vs. Vanderbilt	13	0-0	---	0-0	---	0-0	---	1	1	0	1	0	0	0
at Kansas	9	1-1	1.000	0-0	---	0-0	---	2	1	1	0	1	0	2
at Oklahoma State	9	0-0	---	0-0	---	2-2	1.000	3	1	0	1	3	0	2
Colorado	10	1-2	.500	0-0	---	0-0	---	2	1	0	0	1	1	2
Oklahoma	7	0-1	.000	0-0	---	0-0	---	3	0	0	0	0	0	0
at Texas	9	1-3	.333	0-0	---	0-0	---	1	2	0	0	0	1	2
Iowa State	8	0-0	---	0-0	---	0-0	---	3	0	0	0	0	1	0
at Kansas State	11	0-0	---	0-0	---	0-0	---	2	0	0	0	0	0	0
Kansas	8	0-0	---	0-0	---	0-0	---	0	1	0	0	0	0	0
at Missouri	9	0-0	---	0-0	---	0-0	---	2	2	0	0	1	0	0
Kansas State	4	0-0	---	0-0	---	0-0	---	0	2	0	0	0	0	0
at Texas A&M	16	2-3	.667	0-0	---	3-3	1.000	3	1	0	0	2	0	7
Baylor	16	0-0	---	0-0	---	0-0	---	1	1	0	0	0	0	0
Missouri	17	1-2	.500	0-0	---	4-4	1.000	6	3	0	0	0	0	6
at Colorado	11	0-3	.000	0-0	---	0-0	---	5	4	0	2	1	0	0
Texas Tech	14	2-3	.667	0-0	---	0-0	---	5	2	0	0	1	0	4
at Iowa State	21	1-2	.500	0-0	---	1-4	.250	5	1	0	0	0	0	3
vs. Baylor	21	0-0	---	0-0	---	0-0	---	6	4	2	0	2	0	0
vs. Kansas	16	1-1	1.000	0-0	---	0-0	---	3	2	0	2	0	0	2
vs. Arkansas	2	0-0	---	0-0	---	0-0	---	2	0	0	0	0	0	0
Totals	336	18-36	.500	0-0	---	27-35	.771	81	40	4	8	19	4	63



15 Chad Johnson

6-6 ♦ 215 ♦ Sophomore ♦ Forward ♦ Monticello, Fla. (Florida A&M D.R.S.)

1998-99 Outlook

After a strong freshman season, forward Chad Johnson is expected to play a major role for Nebraska in 1998-99. Johnson came off the bench for the majority of the 1997-98 campaign, but started 10 games overall, including the last nine of the season at power forward. After Johnson was inserted into the starting lineup, Nebraska won its next seven games to lock up an NCAA Tournament berth. Johnson is not a projected starter to open the season, but should benefit from a move back to his natural small-forward spot. Nee said he expects Johnson, an explosive athletic talent, to be much more comfortable at the three spot. Johnson had an excellent offseason in the weightroom as he added 15 pounds to his lanky frame and enters the season at a muscular 215 pounds. Johnson's 1,205 points in the performance index in Nebraska's fall physical testing was the second-best score on the team. His 1.73 10-yard dash time tied for third best on the team and his 32.0-inch vertical leap was the fourth best among Huskers. Johnson spent part of his summer on a U.S. all-star team that traveled to Germany.


1997-98 (Freshman)

Johnson became a valuable performer for Nebraska immediately in his freshman season...drew a start in just his third game in a Husker uniform against New Orleans, then was in the starting lineup for Nebraska's last nine

Coach Nee on Chad Johnson

"Chad Johnson had a nice freshman year, but he is still a raw talent and capable of much more. He really got a lot of great experience as a freshman and should continue to develop into a quality player this year."

games of the season...after Johnson entered the starting lineup Nebraska won its next seven games to clinch a bid to the NCAA Tournament...the Huskers were 8-2 overall in games Johnson started...he finished the season averaging 3.8 points and 2.8 rebounds per contest and averaged 6.2 points and 3.2 rebounds in Nebraska's last nine games of the season, including 7.6 points per game in Nebraska's seven-game win streak...posted a career-high 11 points on three occasions as a rookie...first scored 11 at Tulsa when he also grabbed six rebounds in 26 minutes...had 11 points at Colorado, including seven in a key two-minute stretch late in the Huskers' 79-71 victory and again hit for 11 points in the first round of the Big 12 Tournament against Baylor...Johnson scored five or more points eight times and Nebraska was 6-2 in those games...Johnson scored six or more points in five of the first seven games after he was inserted into the starting lineup late in the season...grabbed a season-high eight rebounds in Nebraska's first meeting with Colorado and had five games with five or more rebounds (NU was 4-1 in those games), including three late in the season...his three-game stretch from Feb. 18-25 was probably his best of the season...in those three NU victories against Missouri, at Colorado and vs. Texas Tech in Lincoln, Johnson averaged 8.7 points, 6.0 rebounds and 2.7 steals per game, with a season-best four steals against the Red Raiders...finished the season with 25 assists, with a season high of three



Chad Johnson started 10 games as a freshman in 1997-98. He finished the year averaging 3.8 points and 2.9 rebounds per game.

Johnson's Career Statistics

Year	G-GS	FG-FGA	Pct.	3FG-3FGA	Pct.	FT-FTA	Pct.	Reb.-Avg.	TP-Avg.	MP	A	BS	S
1997-98	32-10	46-126	.365	0-1	.000	28-48	.583	91-2.9	120-3.8	572	25	13	22
Big 12	16-6	27-69	.391	0-0	---	14-24	.583	57-3.6	68-4.3	294	18	10	13

Johnson's Career Highs

Points	Rebounds	Blocked Shots	Assists	Steals
11, three times	8, Colorado, 1-11-98	3, Texas Tech, 2-25-98	3, twice	4, Texas Tech, 2-25-98

against Kansas in Lincoln and at Texas A&M...had 13 blocked shots on the season, with three against Texas Tech.

High School (Tallahassee, Fla.)


Johnson was a standout for Coach Ron Lang at Florida A&M University Developmental Research School in Tallahassee...FAMU was one of the most dominant schools in the state, winning three Class 2A state titles in Johnson's four seasons, including each of his last two seasons at the school...Johnson starred in the state tournament as a senior, earning most valuable player honors...averaged 15 points and nine rebounds per game as a senior...in his

Chad Johnson earned a starting spot for Nebraska's last nine games in 1997-98. Johnson, a sophomore, is the son of 10-year NBA player Clemon Johnson, who was a member of the Philadelphia 76ers 1983 NBA Championship team.

career, Johnson averaged 13.9 points and 6.9 rebounds per contest...also averaged more than four assists and 2.5 steals for his career...an extremely versatile player, Johnson played every position except point guard in his high school career...Johnson earned first-team All-Big Bend honors and was on the all-tournament team at the Florida 17 and under state AAU Tournament...did not commit to Nebraska until the summer of 1997, after the national letter-of-intent signing period and officially signed his letter-of-intent in August...also lettered in baseball.

Personal

The son of Brenda and Clemon Johnson II...Clemon played 10 seasons in the NBA with the Portland Trail Blazers, Indiana Pacers, Philadelphia 76ers and Seattle SuperSonics and was a member of the 76ers 1983 NBA Championship team...Clemon was a standout center at Florida A&M University...Johnson was one of the youngest players to ever wear a Nebraska uniform last year as he did not turn 18 until after Nebraska had played 10 games...born on Dec. 15, 1979...full name is Chadrick...has two sisters, Candace, 12 and Caprese, 8...Johnson has not yet declared a major at Nebraska, but is interested in pursuing a marketing degree...was on the honor roll in his sophomore, junior and senior years of high school.



Nebraska was 8-2 with Johnson in the starting lineup last season.

Johnson's 1997-98 Game-by-Game

Opponent	MP	FG-FGA	Pct.	3FG-Att	Pct.	FT-FTA	Pct.	Reb.	PF	A	TO	BS	ST	Pts.
UNC Greensboro	21	1-5	.200	0-0	---	0-0	---	3	2	2	2	2	1	2
Western Illinois	18	2-4	.500	0-0	---	1-1	1.000	2	0	0	0	0	2	5
New Orleans*	18	1-3	.333	0-0	---	2-3	.667	1	0	2	2	0	2	4
Colorado State	13	1-3	.333	0-0	---	0-0	---	2	1	0	0	0	0	2
Texas-San Antonio	17	0-4	.000	0-0	---	2-2	1.000	4	1	0	3	0	3	2
at Tulsa	26	4-7	.571	0-0	---	3-4	.750	6	1	1	3	1	0	11
UNC Wilmington	9	0-1	.000	0-0	---	0-2	.000	0	2	0	0	0	0	0
Grambling State	22	1-2	.500	0-0	---	0-0	---	4	0	0	1	0	0	2
at Creighton	17	0-5	.000	0-0	---	0-0	---	0	4	1	2	0	1	0
at Minnesota	15	0-3	.000	0-0	---	3-6	.500	4	1	0	2	0	0	3
vs. Virginia	13	1-1	1.000	0-0	---	0-0	---	3	1	0	1	0	0	2
at Hawaii	8	1-1	1.000	0-0	---	0-0	---	1	0	0	0	0	0	2
vs. Vanderbilt	13	0-3	.000	0-1	.000	0-0	---	0	3	0	2	0	0	0
at Kansas	16	0-0	---	0-0	---	0-0	---	2	2	0	0	0	0	0
at Oklahoma State	12	1-2	.500	0-0	---	0-0	---	3	1	0	0	0	0	2
Colorado	19	2-4	.500	0-0	---	0-1	.000	8	3	1	4	1	0	4
Oklahoma	13	0-2	.000	0-0	---	0-0	---	2	1	0	3	1	1	0
at Texas	14	1-2	.500	0-0	---	0-0	---	3	2	1	0	0	2	2
Iowa State	10	1-2	.500	0-0	---	1-2	.500	3	1	0	0	0	0	3
at Kansas State	20	3-6	.500	0-0	---	0-0	---	2	1	2	1	1	0	6
Kansas	16	1-5	.200	0-0	---	2-2	1.000	4	3	3	1	0	0	4
at Missouri	22	2-6	.333	0-0	---	0-2	.000	4	2	1	1	0	0	4
Kansas State	10	2-3	.667	0-0	---	0-0	---	1	0	0	2	0	0	4
at Texas A&M*	25	1-6	.167	0-0	---	1-2	.500	2	2	3	4	1	2	3
Baylor*	15	2-4	.500	0-0	---	2-4	.500	3	1	2	1	0	0	6
Missouri*	28	2-6	.333	0-0	---	2-3	.667	7	3	1	2	2	1	6
at Colorado*	22	5-8	.625	0-0	---	1-1	1.000	5	1	1	1	1	3	11
Texas Tech*	26	3-6	.500	0-0	---	3-3	1.000	6	0	2	1	3	4	9
at Iowa State*	27	1-7	.143	0-0	---	2-4	.500	2	2	1	3	0	0	4
vs. Baylor*	25	4-7	.571	0-0	---	3-6	.500	2	4	0	2	0	0	11
vs. Kansas*	27	2-6	.333	0-0	---	0-0	---	2	2	1	1	0	0	4
vs. Arkansas*	18	1-2	.500	0-0	---	0-0	---	0	2	0	4	0	0	2
Totals	572	46-126	.365	0-1	.000	28-48	.583	91	49	25	49	13	22	120

*-Starts

3 Cary Cochran

6-1 ♦ 185 ♦ Freshman ♦ Guard ♦ Minden, Iowa (Tri Center)



1998-99 Outlook

Redshirt freshman guard Cary Cochran (pronounced co-horn) is ready for his first season of action at Nebraska in 1998-99. Cochran is one of three players who will contend for the starting point guard position vacated by first-round NBA draft pick Tyronn Lue. In addition to ball-handling duties, Cochran is regarded as a deadly 3-point threat who will be called on to loosen up opposing defenses. The all-time leading scorer in Iowa prep history, Cochran sat out last season as a redshirt after undergoing surgery in September to reattach a ligament to his right ankle and remove bone spurs. Nee said Cochran has had a strong offseason and is ready to make a contribution to the Huskers this season. Cochran had a good showing in Nebraska's fall physical testing and was second on the team in the 10-yard dash with a time of 1.70, trailing only school record-holder Cookie Belcher.

1997-98 (Redshirt)

Cochran sat out the 1997-98 season as a redshirt after undergoing surgery on his right ankle in September of 1997...the surgery reattached a ligament in the ankle and also removed bone spurs...missed the start of fall drills while recovering from the surgery, but returned to practice with the Huskers beginning in December...was not at 100 percent until after the season, but was a valuable contributor on the Huskers' scout squad.

Coach Nee on Cary Cochran

"Cary Cochran brings instant offense to the table. We really like his shooting ability--he's a very accurate shooter. If we can free him up for some shots, we think he can really help us offensively this season."


High School (Minden, Iowa)

Cochran finished his high school career at Tri-Center High School as the all-time leading scorer in Iowa prep history, pouring in 2,650 points in his four-year career...the 1996-97 season marked the third straight year Cochran was a first-team Class 2A all-state selection by the *Des Moines Register*...among his other honors, Cochran was the Council Bluffs *Daily Nonpariel* Player-of-the-Year as a senior and was an honorable-mention All-American, according to *USA Today*...was a three-time all-Southwest Iowa selection by the *Omaha World-Herald* and was the captain of the team as a senior...he was also the runner-up for Iowa Mr. Basketball honors as a senior...averaged more than 23 points per game in each of his four high school seasons, including 33.0 as a senior...Cochran scored a career-high 59 points against Elk Horn-Kimballton in his senior year...he had 40 or more points 11 times in his career and reached double figures in 92 of 93 prep games...averaged 6.6 rebounds and 8.0 assists per game as a senior and 4.8 rebounds and 7.6 assists per game for his career...Cochran connected on 41.4 percent of his 3-point attempts in his career, with a total of 352 career 3-pointers...a tremendous foul shooter, Cochran made 93 percent of his free throws as a senior and 87 percent in his career...Tri Center, coached by Cary's father, Carl, posted a 76-17 record during Cochran's high school career and reached the state tournament in 1995

and 1997...Cochran also lettered three times each in football and track at Tri-Center...he and fellow Husker Brant Harriman were the first Iowa prep products to sign with Nebraska in more than 30 years.

Personal


The son of Carl and Cindy Cochran, Cary was a National Honor Society member in high school with better than a 3.5 grade-point average...born on July 17, 1978...Cochran is an undeclared major and had a good first year at Nebraska, compiling a 3.111 grade-point average after two semesters of course work.



After a season on the sideline as a redshirt, Cary Cochran will be a valuable player for the Huskers this season. He is regarded as one of Nebraska's top 3-point threats and is one of three players being counted on to man the point guard position.

20 Todd Smith

6-4 ♦ 195 ♦ Freshman ♦ Guard ♦ Milledgeville, Ga. (Baldwin)



1998-99 Outlook

Guard Todd Smith is ready for a second try at a freshman season at Nebraska. Smith is expected to battle with Cary Cochran and junior college transfer Joe Holmes for the starting point guard position. Last season Smith underwent surgery in late August to insert steel rods into both lower legs for the repair of stress fractures. He was cleared for practice in mid-November and was ready for game action in late November. Smith appeared in six games before the legs began bothering him and forced him back to the sideline. The NCAA has granted Smith a medical hardship, meaning he will be a freshman in eligibility again this year. Smith played a total of 49 minutes last year and averaged 1.7 points and 1.5 rebounds per game. Nee said Smith is learning the point guard position and that he also plays strong defense, is a good shooter and a complete all-around player. In Nebraska's fall physical testing Smith showed he has recovered from last year's surgery. His 4.36-second time in the agility run was the fastest on the team and his 33.5-inch vertical jump was second best behind Cookie Belcher's 35-inch leap. Smith scored 1,201 points in the performance index to place fourth on the team.

1997-98 (Medical Redshirt)

Smith underwent surgery to insert steel rods into both lower legs for the repair of stress fractures in late August...he was back on the practice court in

Coach Nee on Todd Smith

"The surgery Todd Smith had last year really slowed him down. He is a very quick, athletic type player who is very explosive to the basket. Now it is just a matter of gaining some confidence and learning the system."

mid-November and made his first game appearance against New Orleans on Nov. 22...Smith played a total of 49 minutes in six games, before heading back to the sidelines with leg pain after the Dec. 6 game against Grambling State...he averaged 1.7 points and 1.5 rebounds in his six appearances...Smith played a season-high 17 minutes against Grambling State and finished that game with

a season-high six rebounds...he played nine minutes against New Orleans when he scored a season-best six points on 2-3 shooting, including a 3-pointer...for the year, Smith had 10 points, nine rebounds and two assists.


High School (Milledgeville, Ga.)

Smith starred at Baldwin High School in Milledgeville, Ga...averaged 16 points, 11 rebounds and nine assists per game as a senior...Smith connected on nearly 45 percent of his 3-point attempts and better than 85 percent of his free throws...was named the Sinclair/Oconee Area Player-of-the-Year by the


Milledgeville Union-Recorder and earned honorable-mention all-state honors by the Atlanta Constitution...Smith's Baldwin High team, coached by James Lunsford, was ranked first in Class 4A (state's largest) for six weeks in 1997 and finished the season with a 22-4 record, after being upset in the regional semifinals...Baldwin had a four-year record of 88-12 during Smith's career...Baldwin won its region twice and qualified for the state tournament two times...Smith was the first player out of Georgia to sign with Nebraska since Titus Dock inked with the Huskers before the 1983-84 season.

Personal


The son of Addie Dean Butts, Todd is an undeclared major...born on July 10, 1978...Todd has a younger brother, Dexter Butts, 15.



Todd Smith played in six games last season after surgery to insert steel rods into both of his lower legs. However, pain returned to both legs and Smith sat out the remainder of the season and was granted a medical hardship from the NCAA.



Redshirt freshman Todd Smith will contend for the starting point guard spot this year.



11 Rodney Fields

6-2 ♦ 210 ♦ Junior ♦ Guard ♦ Tampa, Fla. (Tampa Bay Tech/Tyler JC)

1998-99 Outlook

One of three incoming scholarship recruits, versatile guard Rodney Fields is scheduled to redshirt after surgery in early September on his lower right leg. Like fellow Husker Todd Smith, Fields

had a steel rod inserted into his lower leg to repair a stress fracture. Smith had the procedure done on both legs last year. Fields is progressing well and could return to practice in early November, but Nee said unless other injuries occur to other players, Fields will sit out this season. Fields, a standout at Tyler Junior College in Texas, is a very physical guard who is a strong defender.

Coach Nee on Rodney Fields

"Rodney Fields is a very versatile player. We feel that he can play the one, two or three spot. He is strong, a great defensive player, a great team player, a very good rebounding guard and a solid ball handler."

Fields came to Nebraska along with fellow Tyler product Joe Holmes. Fields originally signed with Nebraska out of high school and re-committed to the Huskers following two years of junior college action.

Junior College (Tyler, Texas)


Fields averaged 15 points, six rebounds and three assists per game for Tyler in 1997-98 for a Tyler team that finished the season with a 15-15 record for Coach Kyle Keller...as a freshman, Fields averaged 14.3 points, 7.1 rebounds and 3.2 assists for a 21-9 Tyler team...he was the only player to sign with the Huskers during the fall, 1997 signing period...Fields was one of five Tyler players to sign Division I letters of intent this season.

High School (Tampa, Fla.)

Fields had a standout high school career at Tampa Bay Tech High School for Coach Adrian Johnson...he originally signed with Nebraska out of high school in 1996, but did not meet academic requirements...at Tampa Bay Tech, Fields averaged 25 points, 12 rebounds and six assists as a senior and was rewarded with honorable-mention all-state honors...Fields played both guard spots as well as some small forward in high school...also lettered in baseball.

Personal

The son of Delores Ashley and James Fields...stepmother is Fanny Fields...Rodney has one sister Lecretia Ashley, 24...born on Dec. 10, 1976...an honor roll student in high school, Fields is majoring in sociology.



21 Joe Holmes

5-11 ♦ 195 ♦ Junior ♦ Guard ♦ Seat Pleasant, Md. (Duval/Tyler JC)

1998-99 Outlook

One of two junior college guards from Tyler Junior College in Texas to sign with the Huskers, Joe Holmes is one of three candidates to replace Tyrone Lue at point guard for the Huskers.

Holmes teamed in the Tyler backcourt with fellow Husker Rodney Fields each of the last two seasons and signed with the Huskers this past spring. Nee said Holmes' strengths are his ability to run a team and his passing skills. Last season Holmes averaged 10.4 points and 8.1 assists per game for Coach Kyle Keller at Tyler Junior College.

Coach Nee on Joe Holmes

"Joe Holmes is a smart, tough point guard. He knows how to run a team. He passes the ball quick and he knows how to run and organize a team. We need him to give us some quality minutes at the point guard spot."

Junior College (Tyler, Texas)


A team captain and the starting point guard for Tyler JC, Holmes finished the 1997-98 season, averaging 10.4 points, 8.1 assists and three rebounds per game...in addition to Holmes and fellow Husker Rodney Fields, Tyler saw three other players sign Division I letters-of-intent.

High School (Seat Pleasant, Md.)

Holmes was a star guard at Duval High School in the Baltimore suburb of Seat Pleasant, Md...Duval won the 3A state championship in Holmes' senior season...Holmes averaged 19 points, eight assists and three rebounds per game for Coach Artie Walker, Sr., in his senior season...he was an all-county selection and a nominee for McDonald's All-American.

Personal

The son of Charles, Jr., and Lucyrene Holmes, Joe was born on April 22, 1977...he has one sister, Lisa and a brother, Charles III...Holmes is majoring in economics at Nebraska.



51 Louis Truscott

6-7 ♦ 200 ♦ Freshman ♦ Forward ♦ Houston, Texas (Milby)

1998-99 Outlook

The only high school scholarship recruit for the Huskers in 1998, forward Louis Truscott is expected to contribute immediately. Nee said the athletic Truscott should compete for playing

time at the power forward position behind senior Andy Markowski this season. Truscott is Nebraska's most-heralded 1998 recruit, as he was a consensus top-100 player from Houston's Milby High School. The 6-7 Truscott was one of the top recruits in the Houston area and was ranked as the No. 63 overall recruit according to Hoop Scoop and was among Basketball

Coach Nee on Louis Truscott

"Louis Truscott is a quick-jumping, athletic player. He fits in the mold of a lot of slashing-type players we've had here. He has good hands, can really shoot the ball and should step in and help us immediately."


America's Super 64 recruits. Truscott showed his athletic ability in Nebraska's fall physical testing as he recorded a 30-inch vertical jump, one of six Huskers at 30-plus inches.

High School (Houston, Texas)

Truscott was a varsity team member at Charles Milby High School in Houston for four years...he averaged 17.2 points and 11.1 rebounds and 3.3 blocked shots per game for the Buffaloes and Coach Boyce Honea as a senior...Milby finished the 1997-98 season with a 26-4 record and was ranked No. 1 in the state for much of the season, before a loss in the second round of the state playoffs...Truscott was named the most valuable player in Milby's district and in each of the last two seasons the Houston Chronicle selected him to the second team of its All-Greater Houston list, which includes about 150 schools...he also earned first-team all-district and all-region honors...Truscott selected Nebraska over Louisville and Lamar.

Personal

The son of Patricia Truscott and Louis Moreland, Truscott was married this past summer...he and his wife, Linda, have an infant daughter Janiah Chinwe Truscott...Louis has a sister Quatima and a brother, Samuel...Louis was born on Oct. 7, 1978...major is undeclared.



23 Bryce Bauer

6-8 ♦ 215 ♦ Fr. ♦ Forward
Ainsworth, Neb.

1998-99 Outlook

One of two walk-ons on the Huskers' 1998-99 roster, Bryce Bauer should give Nebraska a physical presence at forward on the practice court.


The Ainsworth, Neb., native was a second-team Class C-1 all-state selection last season. Bauer will redshirt this season and be a valuable member of the Husker scout team.

High School (Ainsworth, Neb.)

Bauer earned all-conference and second-team Class C-1 all-state honors at Ainsworth High School for Coach Jeff Carr...in his senior season, Bauer averaged 22 points and 10.9 rebounds per game...he hit 60 percent from inside the 3-point arc and 39 percent from long range...Bauer also blocked 45 shots in his senior year...Bauer also lettered one year in track at Ainsworth.

Personal

The son of Joyce Beck and Dennis Bauer...stepmother is Pam Bauer and stepfather is Jerry Beck...has one brother, Kenny, 20...born on June 20, 1980...major is undeclared.



12 Bryan Buchanan

6-0 ♦ 170 ♦ Fr. ♦ Guard
Lincoln, Neb. (Lincoln High)

1998-99 Outlook

The son of former Husker point guard Henry T. Buchanan, Bryan Buchanan is one of two Husker walk-ons for the 1998-99 season. The

younger Buchanan was an all-city and honorable-mention all-state selection at Lincoln High School in his senior season. Buchanan will redshirt this year and be a member of the NU scout team. He showed good quickness in the Huskers' fall physical testing with a 4.49 time in the agility run, the fourth-fastest time on the team.

High School (Lincoln, Neb.)

Buchanan was a Lincoln all-city selection according to the Lincoln Journal Star in his senior season for Lincoln High School...Buchanan averaged 19 points, four rebounds and three assists per game for Coach Al Schnabel and also earned honorable-mention all-state honors...in his junior season, Buchanan helped lead the Links to the Class A state semifinals.

Personal

The son of Henry T. and Diana Buchanan, Bryan was born on April 18, 1980...a four-year honor roll student at Lincoln High, Buchanan was a member of the National Honor Society...at Nebraska he is a business administration major...Bryan's father, Henry, was a point guard for Danny Nee's first two Nebraska teams (1987-88) and finished his career with 561 career points.



Husker Career Stats vs. The Big 12 Conference

1998-99 Husker Players

vs. Baylor	G-GS	MP	FG-A	Pct	FT-A	Pct	Reb.	Avg.	A	S	BS	Pts.	Avg.
Player													
Belcher	3-3	104	12-25	.480	4-4	1.000	9	3.0	9	1	1	33	11.0
Hamilton	3-3	73	13-26	.500	0-1	.000	29	9.7	2	1	6	26	8.7
Johnson	2-2	41	6-11	.545	5-10	.500	5	2.5	2	0	0	17	8.5
Florence	2-2	45	6-16	.376	3-4	.750	4	2.0	1	3	1	15	7.5
Piatkowski	2-0	50	2-10	.200	1-2	.500	6	3.0	3	1	0	11	5.5
Markowski	3-1	70	6-14	.429	1-4	.250	20	6.7	2	5	0	13	4.3
Harriman	2-0	37	0-0	---	0-0	---	7	3.5	2	0	2	0	0.0

3-Point Shooting: Belcher 5-14 (.357); Piatkowski (0-7).

vs. Colorado	G-GS	MP	FG-A	Pct	FT-A	Pct	Reb.	Avg.	A	S	BS	Pts.	Avg.
Player													
Hamilton	5-4	155	22-45	.489	11-20	.550	44	8.8	5	7	6	55	11.0
Florence	4-4	102	17-40	.425	8-11	.727	21	5.3	8	2	2	42	10.5
Belcher	4-4	105	12-31	.387	3-7	.429	20	5.0	15	11	6	30	7.5
Johnson	2-1	41	7-12	.583	1-2	.500	13	6.5	2	3	2	15	7.5
Markowski	6-1	120	16-38	.421	4-6	.667	39	6.5	7	5	3	36	6.0
Piatkowski	3-0	50	4-9	.444	2-4	.500	2	0.7	5	1	2	12	4.0
Harriman	2-0	21	1-5	.200	0-0	---	7	3.5	0	1	2	2	1.0

3-Point Shooting: Piatkowski 2-6 (.333); Belcher 3-10 (.300); Florence 0-1.

vs. Iowa State	G-GS	MP	FG-A	Pct	FT-A	Pct	Reb.	Avg.	A	S	BS	Pts.	Avg.
Player													
Belcher	4-4	137	21-39	.538	8-14	.571	21	5.3	9	5	5	54	13.5
Hamilton	6-3	139	26-42	.619	3-5	.600	41	6.8	5	1	13	55	9.2
Florence	3-3	63	6-18	.333	1-2	.500	8	2.7	3	1	2	13	4.3
Markowski	6-1	124	7-17	.412	3-12	.250	19	3.2	6	2	0	17	2.8
Johnson	2-1	37	2-9	.222	3-6	.500	5	2.5	1	0	0	7	3.5
Piatkowski	2-0	41	2-9	.333	0-0	---	7	3.5	1	0	1	5	2.5
Harriman	2-0	29	1-2	.500	1-4	.250	8	4.0	0	1	0	3	1.5

3-Point Shooting: Belcher 4-8 (.500); Piatkowski 1-3 (.333).

vs. Kansas	G-GS	MP	FG-A	Pct	FT-A	Pct	Reb.	Avg.	A	S	BS	Pts.	Avg.
Player													
Piatkowski	4-0	93	18-31	.581	1-1	1.000	13	3.3	8	2	1	46	11.5
Belcher	5-5	158	20-49	.408	4-9	.444	16	3.2	16	11	3	52	10.4
Hamilton	7-4	194	25-57	.439	19-37	.514	59	8.4	10	12	15	69	9.9
Florence	5-4	108	15-39	.385	5-10	.500	15	3.0	4	4	0	35	7.0
Markowski	7-3	124	9-21	.429	3-9	.333	19	2.7	2	4	1	21	3.0
Johnson	3-1	58	3-11	.272	2-2	1.000	8	2.7	4	0	0	8	2.7
Harriman	3-0	32	2-2	1.000	0-0	---	5	1.7	1	0	1	4	1.3

3-Point Shooting: Belcher 8-20 (.400); Piatkowski 9-20 (.450).

vs. Kansas State	G-GS	MP	FG-A	Pct	FT-A	Pct	Reb.	Avg.	A	S	BS	Pts.	Avg.
Player													
Piatkowski	3-0	66	10-21	.476	0-1	.000	10	3.3	5	0	1	27	9.0
Hamilton	6-4	138	17-35	.486	18-28	.643	39	6.5	5	10	5	52	8.7
Belcher	4-4	118	10-34	.294	4-12	.333	19	4.8	6	13	1	25	6.3
Florence	4-4	81	9-25	.360	6-9	.667	21	5.3	3	1	1	24	6.0
Johnson	2-0	29	5-9	.556	0-0	---	3	1.5	2	0	1	10	5.0
Markowski	6-2	116	8-27	.296	3-8	.375	21	3.5	7	8	0	19	3.2
Harriman	2-0	15	0-0	---	0-0	---	2	1.0	0	0	0	0	0.0

3-Point Shooting: Piatkowski 7-15 (.467); Belcher 1-11 (.091); Florence 0-1.

vs. Missouri	G-GS	MP	FG-A	Pct	FT-A	Pct	Reb.	Avg.	A	S	BS	Pts.	Avg.
Player													
Florence	4-4	118	20-39	.513	8-10	.800	13	3.3	10	6	4	48	12.0
Hamilton	6-5	178	24-40	.600	16-23	.696	47	7.8	13	9	9	64	10.7
Belcher	5-5	167	19-41	.463	8-14	.571	24	4.8	15	16	1	51	10.2
Johnson	2-1	50	4-12	.333	2-5	.400	11	5.5	2	1	2	10	5.0
Markowski	7-1	100	8-14	.571	7-10	.700	19	2.7	1	5	4	23	3.3
Harriman	2-0	26	1-2	.500	4-4	1.000	8	4.0	0	0	1	6	3.0
Piatkowski	4-1	49	3-6	.500	2-2	1.000	2	0.5	1	0	1	9	2.3

3-Point Shooting: Piatkowski 1-2 (.500); Belcher 5-16 (.313).

vs. Oklahoma	G-GS	MP	FG-A	Pct	FT-A	Pct	Reb.	Avg.	A	S	BS	Pts.	Avg.
Player													
Piatkowski	1-0	21	3-5	.600	0-0	---	1	1.0	0	1	0	9	9.0
Hamilton	4-3	96	9-21	.429	4-11	.364	25	6.3	3	9	6	22	5.5
Belcher	2-2	50	4-12	.333	3-4	.750	4	2.0	5	2	0	11	5.5
Florence	2-2	55	4-20	.200	0-2	.000	6	3.0	3	2	1	9	4.5
Markowski	4-1	70	3-11	.273	1-4	.250	22	5.5	6	1	1	7	1.8
Johnson	1-0	13	0-2	.000	0-0	---	2	2.0	0	1	1	0	0.0
Harriman	1-0	7	0-1	.000	0-0	---	3	3.0	0	0	0	0	0.0

3-Point Shooting: Florence 1-1 (1.000); Piatkowski 3-4 (.750); Belcher 0-3.

vs. Oklahoma State	G-GS	MP	FG-A	Pct	FT-A	Pct	Reb.	Avg.	A	S	BS	Pts.	Avg.
Player													
Belcher	2-2	56	8-17	.471	3-4	.750	9	4.5	6	3	2	20	10.0
Piatkowski	2-1	46	7-12	.583	0-0	---	3	1.5	4	2	0	19	9.5
Hamilton	4-2	76	8-16	.500	11-17	.647	29	7.3	3	3	5	27	6.8
Florence	2-2	39	7-16	.438	4-4	1.000	9	4.5	6	2	0	18	9.0
Markowski	4-1	68	5-10	.500	2-3	.667	13	3.3	4	4	1	12	3.0
Johnson	1-0	12	1-2	.500	0-0	---	3	3.0	0	0	0	2	2.0
Harriman	1-0	9	0-0	---	2-2	1.000	3	3.0	0	0	3	2	2.0

3-Point Shooting: Piatkowski 5-8 (.625); Belcher 1-8 (.125).


vs. Texas	G-GS	MP	FG-A	Pct	FT-A	Pct	Reb.	Avg.	A	S	BS	Pts.	Avg.
Player													
Hamilton	4-2	97	17-23	.739	18-29	.621	35	8.8	4	3	3	52	13.0
Florence	3-3	74	16-31	.516	7-11	.636	12	4.0	3	4	2	39	13.0
Belcher	3-3	98	10-22	.455	10-16	.625	16	5.3	7	2	0	32	10.7
Markowski	3-1	49	9-18	.500	4-8	.500	12	4.0	5	1	1	22	7.3
Piatkowski	3-0	44	3-14	.214	2-4	.500	6	2.0	4	2	1	8	2.7
Johnson	1-0	14	1-2	.500	0-0	---	3	3.0	1	2	0	2	2.0
Harriman	1-0	9	1-3	.333	0-0	---	1	1.0	0	1	0	2	2.0

3-Point Shooting: Belcher 2-5 (.400); Piatkowski 0-5.

vs. Texas A&M	G-GS	MP	FG-A	Pct	FT-A	Pct	Reb.	Avg.	A	S	BS	Pts.	Avg.
Player													
Florence	2-2	53	11-22	.500	9-11	.818	17	8.5	0	2	0	31	15.5
Belcher	2-2	60	8-18	.444	0-1	.000	8	4.0	8	6	0	18	9.0
Harriman	1-0	16	2-3	.667	3-3	1.000	3	3.0	0	0	2	7	7.0
Hamilton	2-2	59	4-7	.571	5-10	.500	14	7.0	3	5	6	13	6.5
Markowski	2-0	35	5-13	.385	1-1	1.000	8	4.0	2	3	1	6	3.0
Johnson	1-1	25	1-6	.167	1-2	.500	2	2.0	3	2	1	3	3.0
Piatkowski	2-0	29	1-4	.250	2-2	1.000	3	1.5	3	1	1	4	2.0

3-Point Shooting: Belcher 2-5 (.400); Piatkowski 0-3, Florence 0-1.

vs. Texas Tech	G-GS	MP	FG-A	Pct	FT-A	Pct	Reb.	Avg.	A	S	BS	Pts.	Avg.
Player													
Hamilton	2-2	55	6-12	.500	5-6	.833	14	7.0	2	3	1	17	8.5
Florence	2-2	38	4-9	.444	1-2	.500	6	3.0	1	2	1	9	4.5
Belcher	2-2	58	9-17	.529	4-6	.667	4	2.0	5				



COACHES



Danny Nee

Head Coach

330-225 in 18 years overall ♦ 223-158 in 12 years at Nebraska

A quick look through the annals of Nebraska basketball will reveal a quick conclusion. The past eight years have been the Huskers' most successful extended stretch in school history.

Coach Danny Nee's Huskers have qualified for postseason play a school-record eight consecutive seasons, including five trips to the NCAA Tournament. Nebraska is one of only 17 schools to boast to having played in the postseason in each of the last eight years.

In the same stretch, Nebraska has won its only conference tournament title in school history with a 77-68 victory over Oklahoma State in the 1994 Big Eight championship game.

Nee has also guided Nebraska to its only national tournament crown of any kind in the sport. The Huskers rolled to five straight victories and won the 1996 National Invitation Tournament, with a 60-56 win over St. Joseph's.

Last year Nee and his staff had the Huskers back in the NCAA Tournament for the first time in four seasons. Nee guided Nebraska to a seven-game winning streak late in the season--a surge which carried the Huskers into the NCAA Tournament. In the end Nebraska finished with a 20-12 mark, the sixth time in 12 seasons Nee has directed the Huskers to a 20-win campaign.

In the second season of Big 12 Conference play, Nebraska posted a 10-6 mark, its most victories ever in a league campaign and finished fourth in the rugged conference. Nee also had his second first-team all-league selection, as point guard Tyronn Lue was an All-Big 12 selection after averaging 21.2 points per game to lead the Huskers. Lue finished his three-year career as the seventh-leading scorer in Nebraska history and became Nebraska's third first-round NBA draft pick under Danny Nee. Lue was selected by the Denver Nuggets, then traded on draft night to the Los Angeles Lakers, joining Eric Piatkowski (1994) and Rich King (1991) as first-round selections under Nee.

"If I had to do it over again, I'm positive I'd come back to Nebraska. The people here were so good to me. Lincoln was such a great college atmosphere. And it was close enough that my family could see me play. It ended up as a perfect situation."

-- Eric Piatkowski, Los Angeles Clippers

Only the third Nebraska coach since 1963, following the late Joe Cipriano (1963-80), and Moe Iba (1981-86), Nee was tabbed as the Huskers' 24th head coach on March 27, 1986. He owns a 17-year head coaching record of 330-225 (.595), and a 12-year NU mark of 223-158 (.585).

With the success of the last eight seasons, Nee's numbers add up to what you might expect. He has guided Nebraska to 10 of its 18 all-time postseason appearances and six of the 10, 20-win seasons in school history. His 223 wins rank second only to Joe Cipriano (253) for most wins on the Husker sideline and his winning percentage is second among coaches with five or more years on the NU bench.

Nee has made the Husker program one of the most stable in the Big 12 Conference. Nee's 13-year tenure is the second-longest in Nebraska school history and is also second among active Big 12 coaches. In fact, excluding Nee and Missouri's Norm Stewart (32nd year), the league's 10 remaining head coaches average just five seasons on their current job and seven are entering the fifth season or less at their current school.

Last season's NCAA berth followed a three-year hiatus from the NCAA

Tournament. Although the Huskers' three previous teams weren't in the "Big Dance," Nee did not allow the Nebraska program to slip far. His teams qualified for the National Invitation Tournament in each of those three seasons.

His 1996-97 team was one of the least experienced in Nee's tenure, returning only five players from the previous campaign. His '96-97 team also faced the task of tackling the toughest schedule in school history. Despite the odds, the Huskers finished 18-15 overall and advanced to the NIT quarterfinals.

During that season, Nee also reached two milestones. He picked up his 300th career win in a 71-52 win over Creighton in Lincoln. An overtime upset win at seventh-ranked Iowa State was Nee's 200th victory at Nebraska, only the second Husker coach to reach that victory plateau.

Nebraska's 1995-96 season is one of the most remarkable in school history. The Huskers rebounded from a disappointing conference season to win the NIT and post a 21-14 overall record. Nebraska opened the season with an impressive 15-4 record, but suffered nine straight losses in late January and February. Few believed the Huskers could turn the season around, but Nee's unwavering optimism provided the spark Nebraska needed to capture the NIT with five straight victories.

Twice in the last three seasons, Nee has shown the ability to turn a season around and produce a very positive finish. That resiliency was first evident in the resurgence of the Nebraska program which occurred after a rocky start to Nee's Husker career.

Operation Turnaround

After a 10-18 season in 1989-90 and a second-straight seventh-place Big Eight finish, the 1990-91 season promised to be a pivotal year in Nee's rebuilding program. For the first time in four years, Nee had a solid nucleus of seniors to build upon. But the presence of Rich King, Clifford Scales, Beau Reid and Keith Moody did little to impress the Big Eight-area media, who picked Nebraska to finish last in the league's preseason poll.

That voting prompted the best-remembered question at the annual preseason Big Eight Basketball Media Day at Kansas City, Mo. It came from Nee at the start of his interview session: "Why did you guys pick us last?"

There was silence from the assembled writers then, and some embarrassment later when the Huskers roared out to a 16-1 start, helped by a school-



NU Head Coach Danny Nee has the second-longest head coaching tenure in the Big 12 Conference. Nee's 13 years at Nebraska trails only Norm Stewart's 32 seasons on the Missouri bench.

record-tying 14-game win string, got into the wire service rankings for the first time in 13 seasons, and went on to NU's highest final rankings ever at No. 9 in the UPI poll and No. 11 in the AP listing.

Instead of finishing last in the Big Eight, the Huskers ended up third at 9-5, one game back of co-champs Oklahoma State and Kansas. NU then advanced to the finals of the Phillips 66 Big Eight Tournament for the first time in school history, but dropped a 90-82 decision to Missouri. The Huskers finished the year with a disappointing 89-84 loss to Xavier in the first round of the NCAA Midwest Regional, Nee's first NCAA appearance at Nebraska.

For his efforts, Nee was named the 1991 Big Eight Coach-of-the-Year by both the Associated Press and United Press International and District V Coach-of-the-Year by the U.S. Basketball Writers Association. He finished fourth in AP's National Coach-of-the-Year balloting.

During Danny Nee's 21 years as a collegiate coach, he has recruited and coached 17 players who have went on to play in the National Basketball Association.

With the loss of more than 60 percent of its scoring and rebounding punch, Nebraska faced a transition year in 1991-92.

However, Nee developed a blend of veteran players, rookies and pleasant surprises into a unit which shot out to a 12-1 record and finished 19-10 overall. The Huskers were 7-7 (fifth) in the nation's toughest league—the Big Eight, and earned a second-straight NCAA Tournament bid.

Along the way, the Huskers pulled off two of the biggest upsets in the 1991-92 college basketball season. In consecutive home games in February, Nebraska thumped second-ranked, 20-0, Oklahoma State (85-69), then beat third-ranked Kansas (81-79) on a buzzer-beater with one second left in overtime. The win over the Big Eight Champion Jayhawks propelled the Huskers into the AP rankings at No. 25 the following week, marking the first time NU had ever been ranked in consecutive seasons.

During the season, Nee also picked up his 200th career victory (86-67 over Wisconsin) and his 100th Nebraska win (74-71 over Missouri-Kansas City).

The 1992-93 campaign was another history-maker for Nee and his rags to riches program, as NU landed a spot in the NCAA Tournament for an unprecedented third consecutive season. In addition, the Cornhuskers won 20 games (against 11 losses) for the third time in Nee's tenure. Nebraska tied for second in the Big Eight with an 8-6 record, its best league finish in 12 seasons.

Nebraska raced to a 7-0 record in 1993 and climbed to 17th in the Associated Press poll. However, the Huskers dropped six of their next 11 games and started league play 0-3 for the first time since the 1989-90 season.

But, while some were labeling his seventh team as one of the nation's most-disappointing squads at the season's midway point, Nee rallied his troops to wins in eight of their final 12 games and a share of second place in the Big Eight. The Huskers also produced their first All-Big Eight performer of the Nee era in guard Eric Piatkowski, who repeated the feat a year later.

The beat continued for the Huskers in 1993-94, as Nebraska posted a 20-10 record en route to a fourth-straight NCAA Tournament bid and back-to-back 20-win seasons for the first time in school history. NU captured its first-ever Big Eight Tournament title and was ranked 22nd in the final Associated Press poll, only the third time in school history NU had appeared in the final AP ranking.

Piatkowski finished his career as Nebraska's second-leading scorer and earned all-league honors for the second straight year. He became Nee's second NBA first-round draft pick when he was selected with the draft's 15th pick. Rich King was tabbed 14th in the 1991 NBA draft.

In 1994-95 Nebraska failed to reach the NCAA Tournament for the first time in five seasons, but did reach the NIT, giving the Huskers a school-record tying five straight postseason appearances. Nebraska finished the '94-95 campaign 18-14 and posted its fourth straight season of home attendance over the 200,000 mark.

Husker hoops has been a hit under Nee as the Huskers finished 20th nationally in attendance in 1993-94 with a per-game average of 13,278. The year before Nee's arrival, NU averaged 9,741 fans per outing. In the last eight years, more than 1.5 million fans have attended Nebraska home games, which accounts for 40.5 percent of the arena's total attendance in 22 seasons as the

home of Husker hoops. Last season Nebraska ranked 44th nationally in average home attendance.

The turnstile numbers aren't the only impressive ones for Nebraska under Nee. Husker players have had a standout performance in the classroom the last dozen years under Nee's watch. Of 42 players who have completed their eligibility under Nee, 29 have graduated (69 percent). In 12 seasons, Nee has had 14 players honored as first-team academic all-conference selections, including senior forward Andy Markowski, who will attempt to become a three-time first-team selection in 1999. In addition, Beau Reid was a two-time third-team academic All-America selection for Coach Nee in 1989 and 1991.

Husker Debut

When he came to Nebraska from Ohio University after the Huskers' first-ever NCAA appearance in March 1986, he inherited a senior-dominated, but inexperienced squad. The team gelled late in the 1986-87 season, finished 21-12 and was third in the National Invitation Tournament (NIT).

Nee's Huskers stood 12-8 overall and 2-5 in the league at the halfway point of the 1987 Big Eight campaign. However, NU won five of its last seven conference games, advanced to the NIT Final Four at Madison Square Garden and missed the school record for victories by one. A then-school-record 197,395 fans packed the Devaney Center for 17 home games in Nee's first season.

The difficult rebuilding process began just as the Big Eight became one of the nation's dominant basketball conferences. Nee's second year at the Husker helm saw three league teams reach the final eight of the NCAA Tournament, with Kansas beating Oklahoma in an all-Big Eight final.

Danny Nee's Year-By-Year Record


Year	School	Overall		Conference			
		W-L	Pct.	W-L	Pct.	Place	Postseason
1980-81	Ohio U.	7-20	.259	6-10	.375	T7th	None
1981-82	Ohio U.	13-14	.481	8-8	.500	4th	None
1982-83	Ohio U.	23-9	.719	12-6	.667	2nd*	NCAA (1-1)
1983-84	Ohio U.	20-8	.714	14-4	.778	2nd	None
1984-85	Ohio U.	22-8	.733	14-4	.778	1st*	NCAA (0-1)
1985-86	Ohio U.	22-8	.733	14-4	.778	2nd	NIT (0-1)
Six-year totals		107-67	.615	68-36	.654	—	1-3/3 app.
Year	School	W-L	Pct.	W-L	Pct.	Place	Postseason
1986-87	Nebraska	21-12	.636	7-7	.500	5th	NIT (4-1)
1987-88	Nebraska	13-18	.419	4-10	.286	T6th	None
1988-89	Nebraska	17-16	.515	4-10	.286	7th	NIT (1-1)
1989-90	Nebraska	10-18	.357	3-11	.214	7th	None
1990-91	Nebraska	26-8	.765	9-5	.643	3rd	NCAA (0-1)
1991-92	Nebraska	19-10	.655	7-7	.500	5th	NCAA (0-1)
1992-93	Nebraska	20-11	.645	8-6	.571	T2nd	NCAA (0-1)
1993-94	Nebraska	20-10	.667	7-7	.500	4th	NCAA (0-1)
1994-95	Nebraska	18-14	.563	4-10	.286	7th	NIT (1-1)
1995-96	Nebraska	21-14	.600	4-10	.286	7th	NIT (5-0)
1996-97	Nebraska	18-15	.545	7-9	.438	7th	NIT (2-1)
1997-98	Nebraska	20-12	.625	10-6	.625	4th	NCAA (0-1)
12-year totals		223-158	.585	74-98	.430	—	13-9/10 app.
Career totals		330-225	.595	142-134	.514	—	14-12/13 app.

Nee's Career Milestone Victories

- No. 1--Ohio U. 78, Bowling Green State 63, 1980-81
- No. 50--Ohio U. 65, Kent State 55, 1983-84
- No. 100--Ohio U. 74, Bowling Green State 57, Feb. 8, 1986
- No. 150--Nebraska 89, Sam Houston State 70, Jan. 5, 1989
- No. 200--Nebraska 86, Wisconsin 67, Dec. 11, 1991
- No. 250--Nebraska 89, Oklahoma State 81, March 2, 1994
- No. 300--Nebraska 71, Creighton 52, Jan. 8, 1997

Nee's Nebraska Milestone Victories

- No. 1--Nebraska 76, Oregon 60, Dec. 1, 1986
- No. 50--Nebraska 77, Iowa State 74, Feb. 25, 1989
- No. 100--Nebraska 74, Missouri-Kansas City 71, Jan. 20, 1992
- No. 150--Nebraska 98, Idaho State 72, Dec. 3, 1994
- No. 200--Nebraska 74, Iowa State 69, Feb. 22, 1997



The Nee family (front, from left)--Danny with dog, Finn, Janet with dog, Teia (back from left)--Nora and Kevin. Not pictured--Patrick.

The result in 1987-88 was Nebraska's first losing season in 15 years (13-18), but there were enough moments of youthful brilliance to give hope for the future, including a 70-68 come-from-behind homecourt win over eventual national champion Kansas.

The Nebraska roster was still dominated by freshmen and sophomores for Nee's third season in 1988-89, but the Huskers climbed back over the .500 mark, finished 17-16 and returned to postseason play with an NIT bid. The Huskers advanced to the second round before being eliminated at Ohio State. Nee's fourth Husker team finished 10-18 in 1989-90, when the Huskers missed the school record for season losses by one.

Bobcat Tracks

The turnaround at Nebraska is not the first successful rebuilding job for the Brooklyn native. In his six years at Ohio, Nee's teams won 107 and lost 67, including an 87-33 record the last four years. Twice he was named Mid-

Nee Notes

- ◆ Second in victories at Nebraska with 223 in 12 seasons
- ◆ Guided Nebraska to a school-record eight straight postseason appearances
- ◆ Has tutored three NBA first-round draft selections in the past eight years
- ◆ Directed Nebraska to its winningest season in school history, its only conference tournament title and an NIT Championship
- ◆ Has coached Nebraska to six of the 10 20-win seasons in school history, 10 of its 18 postseason appearances and five of its six NCAA Tournaments

American Conference Coach-of-the-Year, but it was far from easy. He took over a struggling program at the Athens, Ohio, school in 1980-81, started his head-coaching career with an 11-game losing streak and suffered through a 7-20 season. His second Bobcat team improved to 13-14, though, and was followed by four consecutive 20-game winners.

In 1982-83, Nee's squad won a school-record number of games in a 23-9 campaign and captured the MAC title. Nee was rewarded with conference and Ohio Coach-of-the-Year honors. The Bobcats went to the NCAA Tournament for the

first time in nine years, and beat Illinois State (51-49) in the first round of the Mideast Regional before losing to Kentucky, 57-40.

The Bobcats finished 20-8 in 1983-84, but did not earn a postseason bid. A year later, Ohio went 22-8, again captured the MAC title and advanced to the NCAA Tournament, where it dropped a 49-38 first-round decision to Kansas.

In 1985-86, the Bobcats finished 22-8 for the second-straight season, but were second in the MAC behind Miami (Ohio). Ohio received an NIT bid, but lost a first-round game to eventual tournament champion Ohio State, 65-62. Nee was inducted into the Ohio University Hall of Fame in 1994.

Wake Up the Echoes

Nee went to Ohio after four years as an assistant coach under Richard "Digger" Phelps at Notre Dame. During that time, the Fighting Irish were 91-27 and went to the NCAA Tournament all four years, including a Final Four appearance in 1978 and an appearance in the Mideast Regional final in 1979. He recruited and coached 10 current and former NBA players at Notre Dame.

Nee Roots

Nee played high school basketball at Power Memorial High School in New York, where one of his teammates was Kareem Abdul-Jabbar (then known as Lew Alcindor).

A member of Al McGuire's first recruiting class at Marquette University, Nee captained the Warriors' freshman team for frosh coach Hank Raymonds before a two-year tour of duty in the United States Marine Corps. A Vietnam veteran, he received Combat Air Insignia Medals and an honorable discharge in 1968.

"With the exception of Larry Bird, Danny Nee is the finest competitor I have ever been associated with. He's built a program at Nebraska that is not a quick fix. It's a program that will continue to bear fruit over the next decade."

--Al McGuire

CBS-TV Analyst & Former Marquette Coach

He returned to college at St. Mary of the Plains College in Dodge City, Kan., and received a bachelor's degree in English and physical education in 1971. At St. Mary, he was on the Dean's List, was listed in Who's Who Among American Colleges and Universities, and was president of the student body as a senior.

He played two years of basketball there before launching his coaching career as a student assistant for the Cavaliers in 1970-71. He received a master's degree in health, physical education and recreation from Kansas State in 1972.

Nee coached the junior varsity basketball team at Red Bank, N.J., Regional High School to a 14-6 record in 1972-73. He then became head coach at Brick Township, N.J., High School, where he compiled a 38-35 record in three years before going on to Notre Dame. His Brick Township teams were 32-15 the last two years, winning a school-record 16 games each year.

He is married to the former Janet Scheib of Pittsburgh, Pa., and is the father of three children, Patrick, 20, Nora, 12, and Kevin, 10.

The Nee Record

	At Nebraska		At Ohio		Career	
	W-L	Pct.	W-L	Pct.	W-L	Pct.
In all games	223-158	.585	107-67	.615	330-225	.595
In home games	149-42	.780	61-14	.813	210-56	.789
In away games*	74-116	.389	46-53	.465	120-169	.415
In the NCAA Tourney	0-5	.000	1-2	.333	1-7	.125
In the NIT	13-4	.765	0-1	.000	13-5	.722
In overtime	14-8	.636	4-3	.571	18-11	.621
In one-point games	10-3	.769	6-1	.857	16-4	.800
In two-point games	14-12	.538	12-7	.632	26-19	.578
In three-point games	7-11	.389	3-4	.429	10-15	.400
In four-point games	13-3	.813	8-4	.667	21-7	.750
In five-point games	15-7	.682	11-6	.647	26-13	.667
In November	22-10	.688	5-4	.556	27-14	.659
In December	77-26	.748	21-19	.525	98-45	.685
In January	53-42	.558	36-19	.655	89-61	.593
In February	47-49	.490	35-16	.686	82-65	.558
In March	24-31	.436	10-9	.526	34-40	.459
Scoring 80 or more	125-35	.781	20-2	.909	145-37	.797
Scoring 79 or fewer	98-123	.443	87-65	.572	185-188	.496

*Includes neutral site games.

Danny Nee vs. All Opponents

Opponent	First Meeting	Last Meeting	W	L	PF	PA
Arkansas	1986-87	1997-98	1	1	143	145
Arkansas-Little Rock	1986-87	1986-87	1	0	76	67
Arkansas State	1988-89	1988-89	1	0	81	79
Appalachian State	1992-93	1994-95	2	1	283	245
Ball State	1980-81	1985-86	8	6	915	921
Baylor	1987-88	1997-98	2	2	270	254
Bowling Green	1980-81	1996-97	7	8	983	988
Bradley	1980-81	1980-81	0	1	56	84
Brooklyn	1982-83	1987-88	4	0	247	181
Butler	1986-87	1986-87	1	0	67	56
California-Irvine	1986-87	1986-87	0	1	101	109
Canisius	1980-81	1980-81	0	1	47	59
Capital	1981-82	1985-86	2	0	162	99
Central Michigan	1980-81	1985-86	11	1	851	748
Charleston	1980-81	1994-95	2	1	191	172
Chaminade	1987-88	1988-89	2	0	162	160
Chicago State	1989-90	1989-90	1	0	92	57
Cincinnati	1996-97	1996-97	0	1	73	84
Citadel	1990-91	1992-93	3	0	264	187
Cleveland State	1980-81	1980-81	0	1	57	73
Colorado	1986-87	1997-98	18	6	1957	1759
Columbia	1987-88	1987-88	1	0	82	62
Colgate	1992-93	1992-93	1	0	108	76
Colorado State	1995-96	1997-98	2	0	155	140
Connecticut	1991-92	1996-97	0	2	132	162
Coppin State	1996-97	1996-97	1	0	88	72
Creighton	1986-87	1997-98	9	4	1049	936
Delaware State	1994-95	1995-96	2	0	182	93
DePaul	1981-82	1983-84	1	2	169	214
Detroit	1986-87	1987-88	2	0	134	113
Drake	1987-88	1988-89	1	1	133	142
Duke	1983-84	1983-84	0	1	63	82
Fordham	1992-93	1992-93	1	0	79	55
East Carolina	1980-81	1981-82	0	2	119	142
Eastern Illinois	1990-91	1992-93	3	0	245	186
Eastern Kentucky	1984-85	1984-85	1	0	58	52
Eastern Michigan	1980-81	1985-86	10	3	892	811
Eastern Washington	1991-92	1991-92	1	0	102	67
Florida A&M	1993-94	1993-94	1	0	86	61
Fresno State	1995-96	1995-96	1	0	83	71
Furman	1987-88	1988-89	2	0	144	130
Georgia	1994-95	1994-95	1	0	69	61
Georgia Southern	1995-96	1995-96	1	0	82	59
Grambling State	1987-88	1997-98	2	1	249	199
Harvard	1989-90	1989-90	1	0	117	79
Hawaii	1997-98	1997-98	0	1	62	87
Heidelberg	1984-85	1984-85	1	0	77	70
Hofstra	1985-86	1985-86	1	0	73	66
Idaho	1988-89	1990-91	1	2	225	227
Idaho State	1994-95	1994-95	1	0	98	72
Illinois	1980-81	1990-91	1	1	154	157
Illinois-Chicago	1981-82	1984-85	0	2	119	135
Illinois State	1982-83	1982-83	1	0	51	49
Indiana	1984-85	1984-85	0	1	73	90
Iowa State	1986-87	1997-98	12	13	1876	1956
Kansas	1984-85	1997-98	8	19	1978	2238
Kansas State	1986-87	1997-98	11	16	1878	1914
Kent	1980-81	1992-93	11	4	1052	992
Kentucky	1982-83	1982-83	0	1	40	57
La Salle	1985-86	1985-86	1	0	70	65
Lehigh	1987-88	1987-88	1	0	71	66
Long Beach State	1994-95	1995-96	2	0	151	139
Louisiana State	1988-89	1988-89	0	1	87	90
Loyola (Md.)	1981-82	1981-82	1	0	77	63
Manhattan	1983-84	1983-84	1	0	68	57
Marietta	1982-83	1985-86	2	0	180	134
Marquette	1981-82	1986-87	1	1	123	125
Marshall	1980-81	1985-86	2	1	220	215
Maryland	1981-82	1981-82	0	1	64	90
Md.-Baltimore County	1988-89	1988-89	1	0	86	65
Miami (Ohio)	1980-81	1990-91	8	7	1044	1056
Michigan	1992-93	1992-93	0	1	73	88
Michigan State	1988-89	1994-95	3	3	474	499
Minnesota	1995-96	1997-98	2	2	302	312
Mississippi State	1995-96	1995-96	0	1	66	69
Missouri	1986-87	1997-98	9	19	2137	2326
Missouri-Kansas City	1989-90	1996-97	8	0	652	554

Opponent	First Meeting	Last Meeting	W	L	PF	PA
Missouri-St. Louis	1986-87	1986-87	1	0	89	63
Morehead State	1988-89	1994-95	2	0	177	132
Murray State	1990-91	1990-91	0	1	79	81
Navy	1985-86	1985-86	0	1	62	73
Nebraska-Omaha	1987-88	1987-88	1	0	96	67
Nevada	1996-97	1996-97	1	0	78	68
New Orleans	1997-98	1997-98	1	0	81	66
New Mexico State	1992-93	1992-93	0	1	79	93
Niagara	1982-83	1983-84	1	1	153	139
North Carolina	1985-86	1985-86	0	1	57	99
N.C.-Greensboro	1997-98	1997-98	1	0	75	51
N.C.-Wilmington	1980-81	1997-98	3	0	237	211
North Texas	1988-89	1988-89	1	0	90	84
Northeast Louisiana	1994-95	1994-95	1	0	99	77
Northeastern Illinois	1994-95	1995-96	2	0	195	136
Northern Illinois	1980-81	1990-91	11	4	1016	897
Northern Iowa	1993-94	1996-97	3	1	346	329
Northwest Mo. State	1986-87	1986-87	1	0	105	64
Ohio	1993-94	1993-94	1	0	94	68
Ohio State	1983-84	1988-89	0	5	344	398
Ohio Wesleyan	1984-85	1984-85	1	0	75	67
Oklahoma	1986-87	1997-98	7	19	2200	2410
Oklahoma State	1986-87	1997-98	9	15	1672	1853
Old Dominion	1996-97	1996-97	1	0	72	66
Oregon	1986-87	1995-96	4	0	356	304
Oregon State	1996-97	1996-97	1	0	75	67
Pennsylvania	1983-84	1993-94	1	1	151	157
Penn State	1994-95	1994-95	0	1	59	65
Pepperdine	1989-90	1989-90	1	0	104	100
Portland	1993-94	1993-94	1	0	111	85
Providence	1982-83	1982-83	1	0	48	47
Radford	1981-82	1982-83	2	0	138	104
Rhode Island	1982-83	1982-83	1	0	67	65
Sacramento State	1992-93	1992-93	1	0	86	70
St. Francis (Pa.)	1984-85	1985-86	2	0	193	162
St. John's (N.Y.)	1982-83	1982-83	0	1	52	62
St. Joseph's	1995-96	1995-96	1	0	60	56
St. Louis	1990-91	1990-91	1	0	107	79
St. Mary's (Calif.)	1982-83	1982-83	1	0	57	54
Sam Houston State	1988-89	1991-92	3	0	279	203
San Francisco	1986-87	1986-87	1	0	66	60
San Jose State	1984-85	1988-89	1	1	152	143
Siena	1983-84	1983-84	1	0	69	56
Southern California	1991-92	1992-93	1	1	157	158
Southern Illinois	1986-87	1986-87	1	0	87	85
Southern Mississippi	1986-87	1986-87	0	1	75	82
Southern Utah	1991-92	1993-94	3	0	295	271
Southwestern La.	1992-93	1992-93	0	1	80	109
Tennessee Tech	1990-91	1990-91	1	0	113	92
Texas	1993-94	1997-98	2	4	485	504
Texas-Arlington	1992-93	1992-93	1	0	116	95
Texas-San Antonio	1993-94	1997-98	3	0	243	220
Texas A&M	1986-87	1996-97	3	1	321	266
Texas Tech	1988-89	1986-97	2	1	221	225
Toledo	1980-81	1995-96	10	6	1131	1078
Tulane	1995-96	1995-96	1	0	90	78
Tulsa	1997-98	1997-98	0	1	68	85
Vanderbilt	1997-98	1997-98	0	1	69	80
Villanova	1987-88	1987-88	0	1	53	70
Virginia	1997-98	1997-98	1	0	80	65
Virginia Tech	1994-95	1994-95	0	1	81	87
Wagner	1985-86	1989-90	2	0	158	124
Washington	1986-87	1996-97	2	0	148	139
Washington State	1995-96	1995-96	1	0	82	73
Weber State	1996-97	1996-97	1	0	83	66
West Virginia	1980-81	1980-81	0	1	61	69
Western Illinois	1994-95	1997-98	2	0	155	119
Western Michigan	1980-81	1985-86	7	4	777	690
Wichita State	1984-85	1993-94	3	0	221	191
Wisconsin	1990-91	1991-92	2	0	161	130
Wisconsin-Green Bay	1981-82	1991-92	3	0	214	188
Wyoming	1986-87	1989-90	2	2	256	301
Youngstown State	1980-81	1980-81	0	1	85	93
Xavier (Ohio)	1990-91	1990-91	0	1	84	89
Totals			330	225	75.0	72.7

1998-99 opponents in bold

Huskers Under Nee--Where Are They Now?

The following is a year-by-year list of Coach Danny Nee's student-athletes who both lettered and completed their athletic eligibility at the University of Nebraska. In 12 seasons as head coach of the Huskers, Coach Nee's players have graduated at a 69.1 percent rate (29 of 42). The list does not reflect those players who transferred to other schools with eligibility remaining.

1986-87 (4 of 5 have graduated)

Brian Carr

NU Career: Finished his four-year career as Nebraska's all-time assist leader at 682 and was the 1987 recipient of the Jack Moore Award.

Education: Carr graduated with a degree in Education in 1988.

Currently: Teacher and head boy's basketball coach at Burriss High School in his hometown of Muncie, Ind.

Bernard Day

NU Career: Finished his career with with 802 career points and was the co-recipient of the 1986 Jack Moore Award.

Currently: Returned to Nebraska in the fall of 1997 to finish his degree through the University's consortium program.

Anthony Bailous

NU Career: A guard, he finished with 534 career points.

Education: Graduated from UNL with a degree in communication studies.

Currently: Works at Boys Town in Omaha.

Bill Jackman

NU Career: A key member of NU's 1986-87 team which finished third in the NIT. Started his career at Duke.

Education: Graduated from Nebraska in 1986 with a degree in finance.

Currently: Lives in Dallas, where he works as an associate for Goldman, Sachs, Co.

Mike Martz

NU Career: A reserve on Nee's first team.

Education: Graduated from UNL in 1987 with a degree in marketing and economics.

Currently: Lives in Columbus, Ohio and is working as a lawyer in the firm Vorys Slater.

1987-88 (4 of 4)

Henry T. Buchanan

NU Career: Guard on Nee's first two teams. Finished with 561 career points.

Education: Graduated from Nebraska with an accounting degree in 1993.

Currently: Lives in Lincoln with his family and works for State Farm Insurance. His son, Bryan, is a walk-on freshman on the 1998-99 Husker Basketball team.

Bill Johnson

NU Career: Walk-on for the Huskers.

Education: Graduated from Nebraska in 1988 with an educational degree in social science.

Currently: Lives in New York City and is an assistant basketball coach at Columbia University. Served as an assistant at Nebraska in 1996 and 1997.

Jeff Rekegew

NU Career: Started 31 games at Nebraska and scored 313 points.

Education: Graduated from UNL in December, 1988 with a finance degree.


Currently: Head Basketball Coach at the University of St. Francis in Fort Wayne, Ind. Played basketball overseas for several years.

Derrick Vick

NU Career: Scored 703 career points in two seasons at Nebraska.

Education: Graduated from Nebraska in 1989 with a speech communication degree.

Currently: Living in Lincoln and works for Commerical Property Investment.



Henry T. Buchanan was a two-year letterman for Danny Nee and now works at State Farm Insurance in Lincoln.

1988-89 (2 of 4)

Eric Johnson

NU Career: Scored 647 points in 63 games at Nebraska and is among the career leaders in steals.

Education: Needs three hours to complete his degree.

Currently: Played basketball in Europe since completing his eligibility.

Todd Koca

NU Career: Reserve walk-on for the Huskers.

Education: Graduated in 1989 with a degree in marketing.

Currently: Lives in Franklin, Mass., where he is a regional manager for Boston Scientific.

Pete Manning

NU Career: Finished a two-year NU career with 618 points.

Currently: Working in his hometown of Trenton, N.J.

Matt Svehla

NU Career: Reserve walk-on for Nebraska.

Education: Graduated with a degree in physical education in 1989.

Currently: Head women's basketball coach at Northeast Technical Community College in Norfolk, Neb.

1989-90 (1 of 2)

Ray Richardson

NU Career: One of the top 3-point shooters in school history, Richardson finished his two-year career with 651 points.

Education: Scheduled to return to school in the spring of 1999 to finish his degree through the consortium program.

Currently: Lives in Lincoln where he works at a daycare. Played professional ball in South America and Europe for several years.

Richard van Poelgeest

NU Career: First four-year player for Nee. Finished with 625 career points.

Education: Graduated from Nebraska with an English degree in 1990.

Currently: Lives in his native Netherlands where he plays professional basketball.

1990-91 (4 of 6)

Tony Farmer

NU Career: A key member of NU's record-breaking 26-8, 1990-91 team.

Currently: First player to leave Nebraska early for professional basketball, he has spent time with the Miami Heat, Dallas Mavericks and Charlotte Hornets as well as in the Continental Basketball Association.

Rich King

NU Career: Eighth on the NU career scoring list with 1,475 points and is second in blocked shots and third in rebounds. Was the first, first-round NBA draft choice in Nebraska history. Spent seven years in the NBA and CBA, before retiring following the 1997-98 season.

Currently: Attending Nebraska where he will graduate with a communications degree in December.

Kelly Lively

NU Career: Reserve on NU's record-breaking 26-8 team in 1991.

Education: Graduated from Nebraska with a finance degree in 1992.

Currently: Lives in Denver where he is in the banking industry.

Keith Moody

NU Career: First guard off the bench on NU's 26-8 NCAA Tournament team in 1990-91.

Education: Graduated from UNL with a business administration degree in 1991.


Currently: Resides in Omaha where he works for Cable Services Group.

Beau Reid

NU Career: One of Nee's first recruits. Reid finished his career with 976 points, 21st on the Husker career list. Twice named a third-team academic all-American.

Education: Graduated from Nebraska with a finance degree in 1990.

Currently: Lives in Lincoln with his family and operates his own business, Reid Insurance Services, Inc.



Beau Reid was a four-year letterman from 1988-91. He now owns his own business, Reid Insurance Services, in Lincoln.

Clifford Scales

NU Career: The point guard on NU's 1990-91 team, Scales is tied for 17th on the career scoring list with 1,136 points.

Education: Graduated from Nebraska in 1991 with a business degree.

Currently: Spent last season playing professional basketball in Finland.

1991-92 (3 of 4)

Chris Cresswell

NU Career: A member of two NCAA teams, Cresswell was a top 3-point shooter, hitting 103 from long range in his career.

Education: Graduated from Nebraska in 1992 with a marketing degree.

Currently: Lives in San Francisco where he works for Starter, Inc.

Carl Hayes

NU Career: A member of two NCAA Tournament teams, Hayes is tied for 17th on the career scoring list with 1,136 points.

Currently: Playing professional basketball overseas.

J.F. Hoffman

NU Career: Reserve walk-on for the Huskers.

Education: Graduated from Nebraska in 1992 with a business administration degree.

Currently: Lives in his hometown of Cambridge, Neb., where he is a banker.

Dapreis Owens

NU Career: Played on two NCAA Tournament teams and finished with 845 career points.

Education: Graduated from UNL with a degree in family science in 1993.

Currently: Spent the last season playing professional basketball overseas.

1992-93 (1 of 1)

Derrick Chandler

NU Career: Two-year starter at center for two of Nee's NCAA teams. Owns the Nebraska single-season blocked shot record.

Education: Graduated from Nebraska in 1993 with a family science degree.

Currently: Has spent the last five seasons playing pro ball overseas.

1993-94 (3 of 4)

Tom Best

NU Career: A forward on two Nebraska NCAA Tournament teams. Began his college career at Toledo.

Education: Graduated from UNL in 1994 with a communications degree.

Currently: Working in private business in the Chicago area.

Bruce Chubick

NU Career: A member of Nee's first four NCAA Tournament teams, he finished his career with 878 points. Three-time academic All-Big Eight pick.

Education: Graduated from Nebraska in 1993 with a history degree.

Currently: Has spent the last four seasons playing professional basketball overseas.

Jamar Johnson

NU Career: The point guard for three Nebraska NCAA tournament teams, Johnson is sixth on the Husker career assists list.

Currently: Working in private business in his home state of Indiana.

Eric Piatkowski

NU Career: The second-leading scorer in Nebraska history, Piatkowski was a member of four NCAA Tournament teams and was a two-time All-Big Eight selection.

Education: Graduated from Nebraska with a finance degree in 1995.

Currently: Entering his fifth season as a member of the NBA's Los Angeles Clippers. First-round pick in 1994.

1994-95 (0 of 1)

Melvin Brooks

NU Career: A member of NU's 1994 Big Eight Tournament title team, Brooks started 27 games as a senior in 1995.

Currently: Works in private business in hometown of Elizabeth City, N.C.

1995-96 (4 of 6)

Terrance Badgett

NU Career: A member of two NCAA Tournament teams, Badgett played in a school-record 127 games and finished with 953 career points.

Education: Graduated from Nebraska in 1997 with a human development and the family degree.

Currently: Has spent the last two years playing pro basketball in Taiwan.

Jaron Boone

NU Career: Second at Nebraska in career starts with 102, Boone is sixth on the career scoring charts with 1,609 points.

Currently: Spent the 1997-98 season playing pro ball in England.

Jason Glock

NU Career: A reserve on two NCAA Tournament teams, Glock finished with 285 career points. Academic All-Big Eight selection in 1995.

Education: Graduated from Nebraska with a degree in biological sciences in 1995.

Currently: In his third year of dental school at the University of Nebraska.

Chris Sallee

NU Career: Center on two NCAA Tournament teams. Finished with 240 career points.

Currently: Will play professional basketball in Norway during the 1998-99 season.

Erick Strickland

NU Career: A four-year letterman who ranks sixth in scoring with 1,586 career points. First in career steals at Nebraska with 257 and fourth in assists with 414. Academic All-Big Eight selection in 1996.

Education: Graduated from Nebraska in 1996 with a speech communications degree.

Currently: Entering his third season with the NBA's Dallas Mavericks. He signed a six-year, \$14.6 million contract with the team last year.

Tom Wald

NU Career: A reserve guard for two seasons and a member of the Huskers' 1996 NIT Championship team.

Education: Graduated from Nebraska with a finance degree in 1996.

Currently: Working in private business in Lincoln.

1996-97 (0 of 2)

Bernard Garner

NU Career: One of the most prolific two-year players in NU history, Garner finished with 649 career points.

Currently: Spent the 1997-98 season playing professional basketball in Iceland.

Mikki Moore

NU Career: Started 87 career games at Nebraska. Is the all-time NU blocked shot leader with 236 and finished with 986 career points.

Currently: Spent the 1997-98 season playing professional basketball with the CBA's Fort Wayne Fury and was named to the all-rookie team.

1997-98 (1 of 3*)

Chad Burbach

NU Career: A reserve walk-on for the last two seasons.

Education: Graduated from Nebraska in 1998 with a civil engineering degree.

Currently: Working at an engineering firm in Omaha, Neb.

Mike Johnette*

NU Career: A reserve walk-on the last two years.

Education: Will graduate in the spring of 1999 with an education degree.

Ryan Phifer*

NU Career: A reserve walk-on for Nebraska the last two seasons.

Education: Scheduled to graduate in the spring of 1998 with an education degree.

*-in fifth year of school, included as part of 29 graduates

Nee Era Nebraska Record Book



Team Superlatives

Points

NU High—117, vs. Oklahoma (B&T, 3-8-91), vs. Harvard (12-1-89)
NU Low—45, vs. Kansas State (B&T, 3-6-87); vs. Kansas State (B&T, 3-12-93)
Opponent High—133, at Oklahoma (2-21-87)
Opponent Low—41, Delaware State (12-20-95)
NU High Half—66, vs. Oklahoma (B&T, 3-8-91)
NU Low Half—19, vs. Kansas State (B&T, 3-6-87); vs. Bowling Green (1-1-97); at Kansas State (1-28-98)
Opponent High—70, at Oklahoma (2-21-87)
Opponent Low—12, Arkansas (NIT, 3-17-87)

Field Goals

NU High—45, vs. Tennessee Tech (12-14-90)
NU Low—15, vs. Oklahoma State (B&T, 3-10-95)
Opponent High—50, at Oklahoma (2-21-87)
Opponent Low—14, Delaware State (12-20-95)
NU High Attempts—96, vs. St. Louis (11-23-90)
NU Low Attempts—39, at Kansas (2-16-88), at Oklahoma State (1-20-96)
Opponent High Attempts—91, at Southern Utah (11-30-91)
Opponent Low Attempts—36, Kansas State (2-6-88)
NU High Field Goal%—.750 (42-56), vs. Nebraska-Omaha (1-25-88)
NU Low Field Goal%—.278 (15-54), vs. Oklahoma State (B&T, 3-10-95)
Opponent High Field Goal%—.681 (32-47), at Oklahoma State (2-24-88)
Opponent Low Field Goal%—.230 (14-61), Delaware State (12-20-95)

3-Point Field Goals

NU High—14, at Oklahoma (3-7-92)
NU Low—0, 11 games
Opponent High—17, Oklahoma (2-21-87)
Opponent Low—0, five games
NU High Attempts—36, at Oklahoma (3-7-92)
NU Low Attempts—2, two games
Opponent High Attempts—37; Baylor (2-14-98)
Opponent Low Attempts—2, Missouri (1-28-87)
NU High 3FG%—1.000 (5-5), vs. Creighton (12-6-90)
NU Low 3FG%—.000, 11 games
Opponent High 3FG%—.765 (13-17), at Kansas State (1-10-87)
Opponent Low 3FG%—.000, five games

Free Throws

NU High—43, Texas (1-3-96)
NU Low—1, vs. Kansas State (1-21-89); vs. Kansas State (B&T, 3-12-93)
Opponent High—44, Oklahoma State (2-14-90)
Opponent Low—2, Kansas State (2-7-98)
NU High Attempts—59, Texas (1-3-96)
NU Low Attempts—2; vs. Kansas State (B&T, 3-12-93)
Opponent High Attempts—52, Oklahoma State (2-14-90)
Opponent Low Attempts—6, at The Citadel (12-30-90)
NU High FT%—.952 (20-21), vs. Minnesota (11-26-95)
NU Low FT%—.167 (1-6), vs. Kansas State (1-21-89)
Opponent High FT%—.926 (25-27), Oklahoma (2-25-96)
Opponent Low FT%—.250 (2-8), Kansas State (2-7-98)

Rebounds

NU High—72, vs. Oklahoma (1-27-92)
NU Low—22, three games
Opponent High—58, at Oklahoma (3-4-89)
Opponent Low—19, Iowa State (1-29-97)

Assists

NU High—35, vs. Bowling Green (12-15-90), vs. NE Illinois (12-21-95)
NU Low—6, vs. Minnesota (12-21-96)
Opponent High—32, at Missouri (2-10-90), at Iowa State (2-3-93)
Opponent Low—3, Toledo (11-24-95), vs. Old Dominion (12-30-96)

Blocked Shots

NU High—15, vs. Coppin State (12-6-96)
NU Low—0, 17 games
Opponent High—13, Kansas State (1-15-97)
Opponent Low—0, 26 games

Turnovers

NU High—30, three games
NU Low—5, at Texas (1-21-98)
Opponent High—33, Texas-Arlington (12-21-92)
Opponent Low—5, at Kansas State (3-3-90)

Steals

NU High—22, vs. Florida A&M (12-21-93)
NU Low—0, at Kansas State (3-3-90)
Opponent High—20, at Oklahoma (1-14-93)
Opponent Low—0, two games

Individual Superlatives

Points

NU High—42, Eric Piatkowski, vs. Oklahoma (3-11-94, B&T)
Opponent High—44, Doug Smith, at Missouri (2-10-90)
NU High Half—24, Tyronn Lue vs. Virginia (12-27-97)

Field Goals

NU High—14, Eric Piatkowski, vs. Oklahoma (3-11-94, B&T); Tyronn Lue vs. Western Illinois (11-19-97)
Opponent High—19, Doug Smith, at Missouri (2-10-90)
NU High Attempts—27, Tyronn Lue at Missouri (2-4-98); vs. Missouri (2-18-98)
Opponent High Attempts—34, Harold Miner, USC (11-25-91)

3-Point Field Goals

NU High—7, Chris Cresswell, vs. Texas A&M (12-20-91)
Opponent High—8, Dave Seger, at Oklahoma (2-21-87)
Randy Rutherford, Oklahoma State (2-1-95),
Jerald Brown, Texas A&M (1-11-97)
NU High Attempts—13, Jaron Boone, at Missouri (2-22-95)
Opponent High—17, Dominick Young, Fresno State (3-22-96)

Free Throws

NU High—16, by two players
Opponent High—15, Byron Houston, Oklahoma State (2-14-90)
Shawn Respert, Michigan State (12-10-94)
NU High Attempts—21, Rich King, at Wyoming (1-22-90)
Opponent High—18, by two players

Rebounds

NU High—20, Derrick Chandler, vs. Oklahoma (1-27-92)
Opponent High—19, Ronnie Morgan, North Texas (12-2-89)

Assists

NU High—13, Brian Carr, vs. Missouri (1-28-87)
Opponent High—16, Sam Crawford, New Mexico State (NCAA, 3-19-93)

Steals

NU High—7, Erick Strickland, at Creighton (12-9-93), vs. Oklahoma (2/5/94)
Opponent High—8, Dominick Young, Fresno State (NIT, 3-22-96)

Blocked Shots

NU High—9, Mikki Moore vs. Coppin State (12-6-96)
Opponent High—7, Kelvin Cato, Iowa State (2-22-97)



Jimmy Williams

Associate Head Coach
Seventh Year

Jimmy Williams, the veteran member of Coach Danny Nee's coaching staff, enters his seventh season with the Huskers, his third as Nebraska's associate head coach and his 26th as a Division I assistant coach.

Williams' primary responsibilities include the coaching of the Husker big men. With Williams on the bench the Huskers have produced several top centers, including Derrick Chandler and Mikki Moore, who hold the season and career blocked shot records, respectively. In five of Williams' six seasons, Nebraska has held a positive rebounding margin and was among the nation's top rebounding teams in 1996-97 when the Huskers outrebounded the opposition by more than four boards per game.

The Huskers appear to be in good hands on the glass again in 1998-99 as Williams' top current pupil is 6-10 Venson Hamilton, Nebraska's top returning scorer and rebounder. Hamilton established a Husker single-season rebounding record as a junior and is just shy of becoming Nebraska's all-time leading rebounder. Hamilton also ranks in the top five in career blocked shots.

◆ *Jimmy Williams has recruited and coached 24 student-athletes who went on to play in the National Basketball Association, including 1998 first-round draft pick Tyronn Lue.*

Williams also recruits nationally for the Husker program. In recent years Williams has played a major role in signing Hamilton, Larry Florence, Cookie Belcher and Chad Johnson, four of the Huskers' top returnees for the upcoming season. He also played a key role in bringing Tyronn Lue to Lincoln. Lue was a first-round NBA draft pick this summer and left Nebraska as the school's seventh-leading career scorer.

Williams, who joined the Nebraska staff in August of 1992, came to Lincoln after spending three seasons on Coach Jim Brandenburg's San Diego State staff. Before joining the Aztec staff, Williams spent the 1988-89 season as an assistant at the University of Tulsa under Coach J.D. Barnett. He helped the Golden Hurricane to a 17-11 record and a second-place finish in the Missouri Valley Conference.

Before his stints at San Diego State and Tulsa, Williams was an assistant at the University of Minnesota from the 1971-72 season through the 1985-86 campaign, first under Bill Musselman and later Jim Dutcher. During his 15-year tenure with the Golden Gophers, Minnesota won a pair of Big Ten titles, finished in the upper division of the rugged Big Ten nine times, made eight postseason tournament appearances and had a .500 or better overall record 12 times.

As an assistant at Minnesota, Williams recruited and coached 21 student-athletes who went on to play in the National Basketball Association. Golden Gopher and NBA standouts who Williams personally recruited include Mychal Thompson, Ray Williams, Jim Petersen and Randy Breuer. While at Minnesota, Basketball Times rated him as one of the nation's top 15 recruiters. In 1985-86, he served as the interim head coach at Minnesota for part of the season.

A native of Havana, Fla., Williams graduated from Ashland (Ohio) College in 1970 with a bachelor of arts degree in education. He was a college division All-America basketball player for the Eagles and helped the school to the 1969 college division national title.

Williams spent a year and a half teaching and coaching in high schools in Ohio and Washington D.C., then joined the Golden Gopher staff in 1971 as an assistant coach/head freshman coach.


Williams has a 14-year-old daughter, Christina Marie.

The Williams Coaching File


1992-present	Assistant, University of Nebraska
1989-92	Assistant, San Diego State University
1988-89	Assistant, University of Tulsa
1971-86	Assistant/Head Freshman Coach
.....	University of Minnesota

As A Player

1967-71	Ashland (Ohio) College
---------------	------------------------



Jimmy Williams is in his seventh season on Danny Nee's staff and his third as associate head coach. Williams has been an instrumental part of Nebraska reaching the postseason the last six years, including three NCAA berths.



Cleo Hill, Jr.

**Assistant Coach
First Year**

The newest addition to Danny Nee's coaching staff is first-year assistant Cleo Hill, Jr. Hill comes to Nebraska from Mount Zion Christian Academy where he has been an assistant coach for the past two seasons.

On the court, Hill will work primarily with the Husker guards. In the backcourt, Nebraska returns Big 12 all-defensive performer Cookie Belcher, who has started all 65 games in his Husker career. Additionally, Hill will recruit nationally for the Huskers, with an emphasis on the East Coast. He will also scout and will assist with film breakdown on some of the Huskers' opponents.

In the last six seasons Mount Zion, located in Durham, N.C., has seen more than 30 of its players earn scholarships to Division I schools. In addition, 1997 Mount Zion graduate Tracy McGrady went directly to the National Basketball Association and just completed his rookie season with the Toronto Raptors.

With Hill on staff the past two seasons, Mount Zion posted records of 26-2 in 1996-97 and 26-5 in 1997-98 and became the first team in history to win the Reebok Holiday Prep Classic in back-to-back seasons.

Hill scouted all of Mount Zion's opponents and was in charge of organizing the team's offensive sets. In 1997, Hill served as Mount Zion's head coach during play in the adidas "Big Time" tournament in Las Vegas and

◆ *Cleo Hill coached the past two seasons at Mount Zion Christian Academy in Durham, N.C. Mount Zion has had 30 players earn Division I scholarships in the past six years.*

also coached the school's 17 & Under AAU team.

Nee said Hill brings solid recruiting skills to Nebraska which could improve the Huskers' recruiting in the Eastern part of the country.

"After a thorough nationwide search and talking with a number of people, we felt Cleo Hill was the best man for the job," Nee said. "He is very well connected in the basketball world and we feel he can really help us with our recruiting on the East Coast. He also relates extremely well to young student-athletes."

Mount Zion Head Coach Joel Hopkins echoed Nee's assessment of Hill's coaching talents.

"Cleo comes from a rich basketball background," Hopkins said. "He is a very, very strong recruiter and he relates very well to today's young players. Nebraska is getting a hard worker and a fine man to add to the Cornhusker family."

Before his two seasons at Mount Zion, Hill served as an assistant coach at Orange (N.J.) High School from 1992-95. Hill, an Orange, N.J., native, received his bachelor's degree from North Carolina Central University in 1988. He played at North Carolina Central from 1984-88 and had a short professional career in Australia. Hill's father, Cleo, Sr., played for the NBA's Atlanta Hawks.


Hill was married to the former Renea Fike on June 6, 1998. She is a native of Durham, N.C. The couple is expecting its first child in April of 1999.

The Hill Coaching File

1996-98 Assistant, Mount Zion (N.C.) Christian Academy
1992-95 Assistant, Orange (N.J.) High School

As A Player

1984-88 North Carolina Central University



Cleo Hill comes to Nebraska from Mount Zion Christian Academy in Durham, N.C. He will work primarily with the Husker backcourt and recruit nationally for the Huskers.



Randy Roth

**Assistant Coach
Second Season**

Randy Roth enters his second year as an assistant coach at Nebraska and his 16th season as a collegiate assistant. Roth joined Coach Danny Nee's Husker staff for the 1997-98 season after five seasons on Randy Ayers' coaching staff at Ohio State.

Roth handles the majority of NU's opponent scouting and film breakdown and serves as the Huskers' on-campus recruiting coordinator. On the court, Roth works primarily with Nebraska's swing players.

In his first season at Nebraska, Roth helped direct the Huskers to a 20-12 record and their first NCAA Tournament bid in four seasons. His players at the small forward spot included second-year starter Larry Florence, one of the league's top defenders and Troy Piatkowski, the Huskers' top 3-point threat. Roth assisted with the Husker defense which limited the opposition to 40 percent shooting from the floor, the third-best mark in the Big 12 Conference.

◆ *Randy Roth has recruited and coached six student-athletes who went on to play in the NBA and one player who went on to the National Football League.*

At Ohio State, Roth handled the majority of Buckeyes' opponent scouting and also directed Ayers' summer basketball camps. Before his stint at Ohio State, Roth served as an assistant at Ohio University for three seasons, Butler University for two years and Akron for one season. Roth has coached six players who went on to play in the NBA and former Ohio State forward Ricky Dudley, a third-year tight end for the NFL's Oakland Raiders.


Roth and Nee first became associated when Nee was the head coach at Ohio University. Roth served as a graduate assistant during Nee's last two years as head coach at Ohio in 1985 and 1986. Roth then served as a Bobcat full-time assistant for three seasons after Nee came to Nebraska. During his five seasons in Athens, Ohio twice reached the NCAA Tournament and played in the NIT once.

The 38-year old Ohio native began his coaching career at Logan (Ohio) High School during the 1982-83 season. Roth spent one season as an assistant coach at Eastern Arizona Junior College, where Eastern Arizona advanced to the NJCAA tournament final in Hutchinson, Kan.

Roth received his bachelor's degree in education from Ohio University in 1983 and his master's in higher education/athletic administration from Ohio in 1987. Roth and his wife, Jeanine, have a four-year old son, Connor Ray and an 1 1/2 year-old daughter, Casey Faye.

The Roth Coaching File

1998-present Assistant, University of Nebraska
 1993-97 Assistant, Ohio State University
 1992 Assistant, Akron University
 1990-91 Assistant, Butler University
 1985-89 Assistant, Ohio University
 1984 Assistant, Eastern Arizona Junior College
 1983 Assistant, Logan (Ohio) High School



Randy Roth enters his second season as an assistant at Nebraska and his 12th overall as a Division I assistant. Roth was an assistant for Danny Nee at Ohio in 1985-86.

Nebraska Assistant Coaches (1926-98)

Amen, Paul, 1940-41	Iba, Moe, 1971-80
Armstrong, Charles, 1938, 1942-43	Johnson, Bill, 1996-97
Baack, Tom, 1978-86	Lewandowski, A.J., 1938-40
Bargen, Gary, 1987-95	Mitchem, Lynn, 1987-92
Carter, Tim, 1984	Porter, Lonnie, 1973-1977
Cipriano, Randy, 1982-86	Potter, Glenn, 1964-70
Farley, Doug, 1985-86	Reid, Arden, 1987-1989
Fisher, Morris, 1935-37	Roth, Randy, 1997-present
Gates, Bob, 1964-66	Sharpe, Tony, 1947-63
Hammond, John, 1981	Smith, Jeff, 1990-95
Harshman, Dave, 1978	Spoonhour, Charlie, 1982-83
Harrell, Bill, 1968-69	Stevens, Ed, 1967
Hill, Cleo, 1st year	Stewart, Ron, 1980
Howard, Scott, 1996-98	Williams, Jimmy, 1993-present
Hughes, Rex, 1970-72	Whitehead, Milton "Bus", 1955

Note: Active coaches in bold.



Husker Basketball Staff



Nick Joos
Director of Basketball Operations

Nick Joos is in his fourth season as Nebraska's Director of Basketball Operations and his 12th year overall at Nebraska. Joos worked in the NU sports information office for eight years before moving to his new position in the summer of 1995.

A native of West Des Moines, Iowa, Joos graduated from Iowa State University in 1987 with a bachelor's degree in journalism and mass communications. He was a student assistant in the Cyclone sports information office from 1982-87.

Joos is responsible for all basketball related administrative duties, including scheduling, equipment, team travel and budgeting. He has directed major redesign projects of the Husker locker room, coaches offices and ready room and was responsible for the new Devaney Center floor design two seasons ago. Joos also coordinated the purchase of a new state-of-the-art video system for the basketball office a year ago.

Joos worked three NCAA Final Fours, two U.S. Olympic Festivals (1989-1990) and the 1991 Pan Am Games for the USOC. Formerly a CoSIDA member, Joos has served on the organization's publications, NCAA legislation liaison and Academic All-American committees. He and his wife, Jill, have a son, Christopher, 15, and a two-year-old daughter, Jenna.



Troy Odegaard
Nebraska Basketball Video Coordinator

Troy Odegaard begins his second season as Nebraska's video coordinator. Odegaard is responsible for breaking down all Husker game films and exchanging film with NU opponents.

Odegaard joins the Nebraska staff after two seasons as a graduate assistant coach at South Dakota State. He helped the Jackrabbits to two North Central Conference titles and two Division II NCAA appearances. SDSU advanced to the Elite Eight last season and had a two-year record of 49-10 with Odegaard on staff. Before coaching at South Dakota State, Odegaard was an assistant for three seasons at Yankton (S.D.) High School and was the head coach at Keya Paha (Neb.) High from 1988-92.

Odegaard graduated from Dakota Wesleyan University in 1987 with a bachelor's degree in physical education and math. He was a three-year letterwinner in football at Dakota Wesleyan. While coaching at SDSU, Odegaard earned a master's degree in physical education. Odegaard and his wife, Julie, have been married for seven years. The couple has a four-year-old daughter, Aubrie and a three-year-old son, Jacoby.



Ellen Shutts
Coach Nee's Secretary

Ellen Shutts is in her 12th year as secretary to Head Coach Danny Nee, and her 19th at the University of Nebraska. Before moving into the men's basketball office, she served as secretary to UNL Student Union Food Service

Director Ron Pushcar for seven years. Ellen and her husband, Rob, are the parents of a daughter Erin, 17, a senior at Norris High School and a son, Ryan, 15, a sophomore.



Kim Baete
Office Assistant



Jen Beale
Manager



Jeff Benda
Manager



Mike Gooding
Basketball Trainer



Mike Heinemann
Manager



Steve Hinerman
Manager/Video



Heidi Lauby
Office Assistant



Jessica Lauby
Office Assistant



Jay Rine
Manager/Video



Kyle Schumann
Manager



Jay Terry
Equipment Manager



Chad Wade
Devaney Center Asst. Strength Coach



Tyler Waltz
Student Trainer



Chad Winter
Manager/Video



Bill Byrne

Director of Athletics
Sixth Year

In his sixth year at Nebraska, Bill Byrne continues to lead and improve one of the nation's best athletic programs. Byrne became the 11th Nebraska Director of Athletics on June 26,

1992, replacing the legendary Bob Devaney.

He came to Nebraska following 10 successful years at the University of Oregon. Highly respected among his peers, Byrne was elected vice-president and secretary-treasurer of the College Football Association. He is a member of the NCAA Legislative Strategic Planning Cabinet and has served on the NCAA Special Committee on Marketing and Licensing and the Committee on Special Events. He has worked tirelessly to establish close ties with the NU community and Husker fans. Byrne has canvassed the state visiting with boosters and fans to learn the needs of all Husker supporters.

Among his many accomplishments at Nebraska, Byrne has continually upgraded facilities, including the addition of two HuskerVision replay boards at Memorial Stadium in 1994. Besides becoming the first collegiate-owned venue to feature replay boards for its fans, Memorial Stadium was renovated to include a state-of-the-art training room, expanded locker rooms for coaches and players, a new public address system, expanded restrooms and expanded concession areas. Section 14 was rebuilt in 1994 to offer increased seating for disabled fans.

Byrne's future plans ensure that NU's facilities remain the nation's best for Husker athletes and fans. He enlisted the Kansas City, Mo., firm of HOK Sports to develop a master facilities plan for the athletic program. A new press box and sky boxes are part of the renovation plans for Memorial Stadium, along with an expanded main concourse area. The East Stadium Plaza is being developed, while waterproofing and concrete repair continues throughout the stadium. The \$2.9 million indoor track renovation at the Bob Devaney Sports Center will begin, while the Ed Weir Outdoor Track will be resurfaced. The Abbott Sports Complex also will receive a new press facility for women's soccer.

In 1997-98, the Devaney Center received a new locker room for women's staff, a new roof over the pool area and the central concessions area was remodeled. The NU Softball Complex received a new press box and exit plaza, while a new volleyball ready room was constructed in the NU Coliseum. A shooting range was devised for the women's rifle team in the Military and Naval Science Building. The Athletic Ticket Office relocated to the Stadium Drive Parking Garage, along with the new Huskers Authentic retail store, and the Athletic Marketing and Development offices moved to the South Stadium Office Building. In 1996-97, the Devaney Center received a new sound system, weight room, women's basketball locker room and a passenger elevator, and Buck Beltzer Stadium received new infield turf. The computer center in the Boekel Academic Center also tripled in size.

Byrne's leadership has kept the Huskers among the nation's elite. In fact, during the 1997-98 season, Nebraska:

- ◆ became only the second school in NCAA history to win three football national championships in a four-year span.
- ◆ recorded its fourth consecutive top 10 finish in the Sears Directors' Cup standings, with a ninth-place showing in Division I, the best showing of any Big 12 Conference school.
- ◆ won six Big 12 championships (football, women's swimming and diving, women's gymnastics, softball, men's indoor and outdoor track and field).
- ◆ finished in the top 10 nationally in seven sports (men's: football, gymnastics; women's: softball, volleyball, soccer, outdoor track and field and bowling).
- ◆ won its 19th consecutive conference all-sports crown.

With Byrne's leadership, Nebraska became the first Big Eight school to add women's soccer as a varsity sport in 1994. Byrne continues to expand opportunities for Husker athletes. During 1997-98, women's bowling was added as a varsity sport, and women's rifle will begin for the 1998-99 season, giving the Huskers 24 sports, the most in the Big 12.

Along with maintaining the highest standards on the field, Byrne has

reorganized the department for the 21st century. Stressing more efficient use of resources, Byrne has created a one-stop shopping type of organization to meet the needs of student-athletes, fans and contributors. He also reorganized Nebraska's fund-raising efforts and started an integrated marketing and licensing program.

Byrne is recognized as a national leader in intercollegiate athletics and continues to make an aggressive effort to help place conference officials on key NCAA committees to represent Big 12 institutions. He was recently chosen to serve as the chairman of the Big 12 Conference Board of Athletic Directors and has been instrumental in conference development and an active voice in its planning.

In conjunction with the rest of the Nebraska's administration, Byrne has arranged to use the Husker football and basketball networks to promote causes and concerns important to the entire university community, including the institution's increased role in research.

Before bringing his expertise to Nebraska, Byrne was the Director of Athletics at the University of Oregon. He assumed the duties of director of athletics in May 1984, as one of the youngest directors in Division I. Byrne established fund-raising offices in Portland and southern Oregon and established a full-time marketing and promotions operation, which blossomed to encompass the Oregon Sports Network for statewide in-house production of Ducks' games on radio and television.

Byrne led the \$19 million fund drive at Oregon that resulted in new homes for the Ducks' football team and athletic department offices. He was responsible for the construction of a new press box, sky suites and total renovation of Autzen Stadium, which concluded in 1991. Two years later, the facility's Hall of Champions was dedicated in Byrne's honor.

Byrne served as president of the National Association of Collegiate Directors of Athletics (NACDA) in 1991-92, and is in his seventh year on the NACDA Executive Committee. He was also chairman of the Pac-10 Conference Executive Committee and was the National Athletic Fundraisers Association National Fundraiser-of-the-Year.

Byrne grew up in Idaho and attended Idaho State. He was the student body president and received bachelor's and master's degrees in business from Idaho State in 1967 and 1971. Before going to Oregon in 1982, he was Assistant Athletic Director at San Diego State (1980-82), Executive Director of the New Mexico Lobo Club (1976-79) and Director of Alumni Relations at Idaho State (1971-76).

Byrne's wife, Marilyn, is the Dean of Graduate Studies in Education at Doane College and earned her Ph.D. in Higher Education Administration from NU. The Byrnes have two sons and two grandsons, Greg and Regina Byrne and their sons, Nicholas, 3, and Davis, 1, live in Eugene, Ore., where Greg is an athletic fundraiser for the University of Oregon. Bill and Marilyn's other son, Bill, is a section manager for Visa in its world-wide computer center located in San Mateo, Calif.



The Byrne family (back row from left): Marilyn and Bill; (front row from left) Greg, Nicholas, Regina, Bill, Jr., and Davis.

Dr. James Moeser



Chancellor, University of Nebraska-Lincoln

James Moeser became the chancellor of the University of Nebraska-Lincoln on Feb. 1, 1996. He holds the rank of professor of music. Since arriving, Moeser (pronounced MEE-zer) has promoted an ambitious agenda. He has emphasized undergraduate education, keeping Nebraska's best students in Nebraska. He is working to increase the rigor of Nebraska's undergraduate curriculum while improving student recruitment and retention. He is especially interested in expanding the Honors Program with more courses, scholarships and residential learning experiences.

His second goal is to build world-class programs in areas Nebraska has identified strengths. He promotes efficient business practices to generate savings to be channeled into potentially pre-eminent programs.

Moeser is committed to developing the character and values of students. He

Nebraska's Chancellors

1871-1876	--	Allen R. Benton
1876-1882	--	Edmund B. Farfield
1884-1889	--	Irvin J. Manatt
1891-1895	--	James H. Canfield
1895-1899	--	George E. MacLean
1900-1908	--	E. Benjamin Andrews
1908-1927	--	Samuel Avery
1927-1938	--	E.A. Burnett
1938-1946	--	Chauncey S. Boucher
1947-1953	--	R.G. Gustavson
1953-1954	--	John K. Selleck
1954-1968	--	Clifford Hardin
1968-1971	--	Joesph Soshnik
1972-1975	--	James H. Zumberge
1975-1976	--	Adam C. Breckenridge
1976-1980	--	Roy A. Young
1980-1981	--	Robert H. Rutford
1981-1991	--	Martin A. Massengale
1991-1995	--	Graham B. Spanier
1995-1996	--	Joan R. Leitzel*
1996-present	--	James Moeser

*interim

distinguished professorship. He was appointed Dean of the College of Arts and Architecture at Penn State in 1986 and was executive director of University Arts Services in charge of Penn State's cultural programs. He became Vice President for Academic Affairs and Provost at South Carolina in 1992.

Born and raised in Texas, Moeser earned a bachelor of music degree with honors in 1961 and a master's of music in 1964 from Texas at Austin. He completed advanced study in Berlin and Paris under a Fulbright grant and earned a doctor of musical arts from Michigan in 1967. He has an international reputation as a concert organist and concertized until 1993. He was president of the American Guild of Organists and vice president from 1986 to 1990.

Chancellor Moeser's wife, Susan Dickerson Moeser, also holds a doctor of musical arts degree and is a faculty member in the UNL School of Music with an active concert organ schedule. Moeser is the father of two children, one is a college student in Kansas, and the other is a journalist in Phoenix.

Josephine Potuto, J.D.



Institutional Representative

Josephine Potuto, the Richard H. Larson Professor of Constitutional Law, became Nebraska's eighth institutional representative to the NCAA on May 15, 1997.

Along with her duties as Nebraska's faculty representative, Potuto serves as the chairwoman of the Big 12 Council of Faculty Representatives. Potuto was secretary and vice chairwoman of the rules governance committee of the university's NCAA certification committee, and in 1996, she completed a three-year term on the academic senate's intercollegiate athletics committee. Potuto is also an advisor to the Uniform Law Commissioners Committee to draft a sports agent statute.

Potuto teaches constitutional procedure and criminal law, and she also teaches a course in sports law. She joined the Nebraska law faculty as an assistant professor in 1974. Potuto was named to the Larson professorship in 1988 and has been a faculty member at NU's Center of Children, Family and the Law since 1987. She has been a visiting professor of law at the University of Arizona, Rutgers University, the Cardozo College of Law at New York's Yeshiva University, the University of Oregon, the University of North Carolina and Seton Hall University.

Nebraska's Faculty Reps

1931-46	--	T.J. Thompson
1947-58	--	Earl Fullbrook
1959-64	--	Charles S. Miller
1965-68	--	Merk Hobson
1969-70	--	John R. Davis
1971-82	--	Keith L. Broman
1982-97	--	James O'Hanlon
1997-present	--	Josephine Potuto

While on sabbatical during the 1983-84 academic year, Potuto was an assistant prosecutor in Essex County (Newark), N.J. She has also spent four of the last seven summers working in the prosecutor's office in Morris County, N.J.


Potuto is a member of the bar for the U.S. Supreme Court, the U.S. Court of Appeals for the Third Circuit, U.S. District Court and the state bars in Nebraska and New Jersey. She is the author of three books and several articles. Potuto was the project director for the Uniform Law Commissioners Sentencing and Corrections Act. She also was the drafter for the Nebraska Supreme Court Committee to Draft Criminal Jury Instructions.

Potuto earned her bachelor's degree in journalism at Rutgers' Douglass College in 1967, then earned her master's degree in English literature at Seton Hall in 1971. She received her juris doctorate at the Rutgers Law College in 1974.

University of Nebraska Board of Regents and Administration



*Dr. L. Dennis Smith,
President, Univ. of Nebraska*



*Robert M. Allen
Hastings*



*Don S. Blank, D.D.S.
McCook*



*Chuck Hassebrook
Walthill*



*Drew Miller, Ph.D.
Papillion*



*Nancy L. O'Brien, Ph.D.
Waterloo*



*John W. Payne
Kearney*



*Rosemary Skrupa, J.D.
Omaha*



*Charles S. Wilson, M.D.
Lincoln*



*Jennifer Kruse
UN-Kearney*



*Julie Chase
UN-Medical Center*



*Sara Russell
UN-Lincoln*



*Joseph Sanchez
UN-Omaha*

1998-99 Nebraska Basketball

The University of Nebraska Athletic Staff



Dr. Lonnie Albers
Director of
Athletic Medicine



John Anderson
Director of Ticket
Operations



John Archer
West Stadium
Strength Coach



Mike Arthur
Assistant Director of
Athletic Performance



Aaron Babcock
Assistant Sports
Information Director



Chris Bahl
Director of Athletic
Licensing and Sales



Bryan Bailey
Coordinator of
Reconditioning



Gary Barga
Assistant Compliance
Coordinator



Cindy Benda
Assistant Athletic
Trainer



Brad Brown
Assistant Athletic
Trainer



Don Bryant
Sports Information
Director Emeritus




Bob Burton
Associate A.D.,
Sports Administration



Craig Busboom
Business Services
Manager



Courtney Carter
Assistant West Stadium
Strength Coach



Dr. Pat Clare
Chief of Staff,
Orthopedic Surgeon



Heidi Cuca
Director of Marketing



Rodger DeGarmo
Bob Devaney Sports
Center Strength Coach



Cyndee Drake
Assistant Manager
Huskers Authentic



Tom Dufresne
Physical Therapist



Dr. Robert Dugas
Team Orthopedist



Jan Eby
Bill Byrne's
Secretary



Dave Ellis
Coordinator of
Performance Nutrition



Boyd Epley
Assistant A.D., Director of
Athletic Performance



Dave Finn
Football Video Specialist,
Equipment Purchase Coord.



Gary Fouraker
Associate A.D.,
Business & Finance



Randy Gobel
Assistant Director of
Athletic Performance



Jeff Griesch
Assistant Sports
Information Director



Frauke Hachtmann
Marketing
Media Coordinator



Kirk Hartman
HuskerVision Video
Production Specialist



Dr. Tom Heiser
Team Physician,
Orthopedist

The University of Nebraska Athletic Staff



Dr. Barbara Hibner
Associate A.D., Senior
Woman Administrator



Robert Hicks
Coordinator of University
Programs



Butch Hug
Director of Events



John Ingram
Director of Facilities



Sandra Kinoshita
Academic Counselor,
Coord. of Multicultural Prog.



Shot Kleen
HuskerVision
Chief Engineer




Lisa Kopecky
Asst. Coordinator
Performance Nutrition



Beth Kuchta
Academic Counselor,
Coord. of Special Programs



Dennis LeBlanc
Associate A.D.,
Academic Prog./Services



Doug Lillie
Devaney Center
Superintendent



Paul Meyers
Development
Officer



Brad Nachtigal
Event Management
Specialist



Danny Noonan
Coordinator of
Performance Education



Doak Ostergard
Associate Head Athletic
Trainer, ATC



Al Papik
Senior Associate A.D.,
Compliance Coordinator



Trace Pate
Yell Squad Coach




Jack Pierce
Director of Athletic
Development



Kim Schellpeper
Academic Counselor, Coord.
of Learning Develop. Prog.




Jeff Schmahl
Director of HuskerVision



Rick Schwieger
HuskerVision
Production Specialist



Joe Selig
Associate A.D.,
External Operations




Bill Shepard
Grounds Manager



Dr. Jack Stark
Performance
Psychologist



Jeff Steele
Event Management
Specialist



**Dr. Scott
Strasburger**
Team Physician,
Orthopedist



Russ Svoboda
Huskies Authentic
Manager



Barry Swanson
Marketing
Coordinator




Bud Synhorst
Development Officer



Jerry Weber
Head Trainer, Assoc. Dir.
of Athletic Medicine



Keith Zimmer
Asst. Dir. of Academic &
Student Services



The Cornhusker Legend

Before 1900, Nebraska football teams were known by such names as the Old Gold Knights, Antelopes and the Bugeaters. But in 1900, Lincoln sportswriter Charles S. (Cy) Sherman, who was to gain national renown as the sports editor of the Lincoln Star and help originate the Associated Press poll, tired of referring to the Nebraska teams with such an unglamorous term as Bugeaters. Iowa had, from time to time, been called the Cornhuskers, and the name appealed to Sherman.

Iowa partisans seemed to prefer Hawkeyes, so Sherman started referring to the Nebraska team as Cornhuskers, and the 1900 team was first to bear that label.

Of course, the name caught on and became a Nebraska byword, eventually becoming the official nickname for the state.

There is no official symbol of a Cornhusker and various cartoonists have caricatured the mystical something that typifies Nebraska football—some winning fan approval and others arousing fan ire.

The cartoon character, "Herbie Husker", evolved out of Nebraska's trip to the 1974 Cotton Bowl in Dallas. Artist Dirk West of Lubbock, Texas, designed a Cornhusker cartoon for the Cotton Bowl press headquarters that caught the eye of former Husker SID Don Bryant. Later, Bryant contacted West for permission to use the cartoon and West expressed a desire to refine his original cartoon and improve some of the character's features. As a result, West was commissioned to draw an original Cornhusker cartoon character that serves as a mascot for all Husker athletic teams.

"Herbie" is the registered logo of the Cornhusker Athletic Department, which controls its use. West's concept of Nebraska football is appropriate—a burly, rugged and confident fellow who is proud of both the athletic and the agricultural traditions of the University of Nebraska.

In recent years, the University has also developed a basketball above a script "Huskers" for a logo, the Cornhuskers' football helmet superimposed on a script "Huskers" for a football logo, and four years ago, unveiled a block N logo with a script "Huskers." All are registered trademarks of the Athletic Department.



University of Nebraska Athletic Licensing and Sales

The University of Nebraska Licensing Program added another dimension to its areas of responsibility by expanding into sales in August 1997. This new venture has taken the form of the retail development "Huskers Authentic." Under the guidance of Store Manager Russ Svoboda and Assistant Store Manager Cyndee Drake, and located in the first floor of the Stadium Drive Parking Garage, Huskers Authentic is the No. 1 collegiate concept store in America.

Demand for authentic Husker products is at an all-time high, and the athletic department decided to answer the demand with its own retail outlet featuring exactly what the name implies, authentic Husker products. Husker fans can now purchase equipment and apparel from Huskers Authentic by calling the order line at 1-800-965-8674, by stopping at the store on game day, or visiting the store during regular business hours.

In 1981, the University of Nebraska began a licensing program to protect the use of its name and symbols and ensure that the public properly identify and associate NU logos on products bearing the institution's marks. Under the leadership of Director of Licensing and Sales Chris Bahl, the Nebraska licensing department has become one of the nation's largest revenue-producing universities. Husker products are licensed around the world. The licensing department, considered one of the most innovative in the United States, is committed to building cooperative relationships with licensees and developing markets for "Officially licensed products of the University of Nebraska."

Nebraska joined a consortium of other universities across the country to bring consistency in the marketplace for officially licensed collegiate products, protect the names and logos of universities and generate revenue to support scholarship programs and projects of those universities.

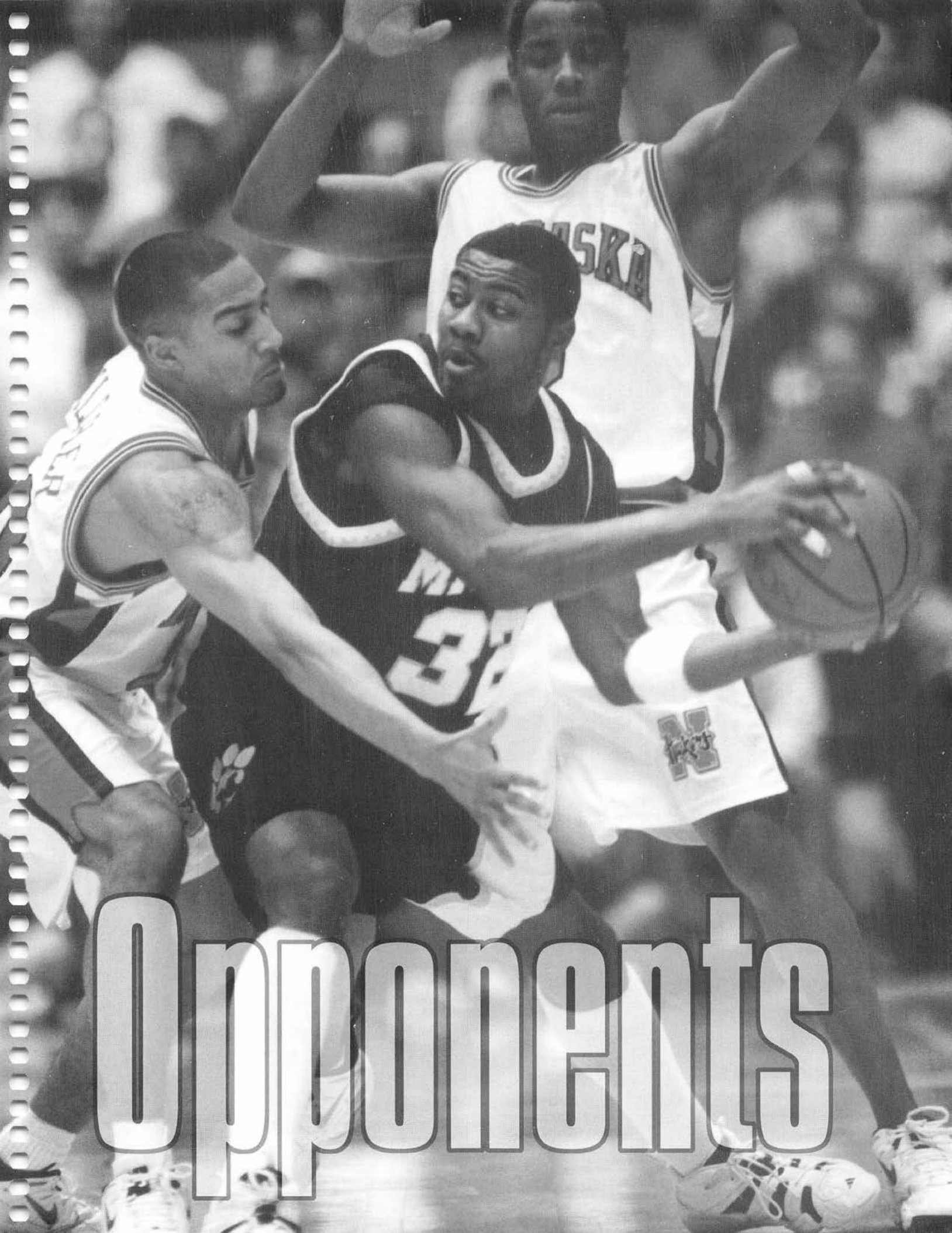
For information on licensing a product, or use of a Nebraska logo, contact Chris Bahl at (402) 472-9446.



Look for the Label

How do you tell if merchandise seen in stores or on the street is authorized by the University of Nebraska? Just look for the "Officially Licensed Collegiate Products" label shown above. If the label is not there, the merchandise is not licensed. For further licensing information, please contact:

The Collegiate Licensing Company
320 Interstate North
Suite 102
Atlanta, GA 30339
(404) 956-0520



Opponents




1998-99 Nebraska Month-by-Month Schedule

Sunday	Monday	Tuesday	Wednesday	Thursday	Friday	Saturday	
		Global Sports (Exhibition) 7:05 p.m. Devaney Center				UNC Greensboro 11:35 a.m. Devaney Center	
8	9	10	11	12	13	14	
			November				
				vs. Villanova Top of the World Classic, Midnight Fairbanks, Alaska		Washington State/ Alaska-Fairbanks 3:30/9:15 p.m. Fairbanks, Alaska	
15	16	17	18	19	20	21	
Final Round Top of the World Classic, TBA Fairbanks, Alaska						North Carolina A&T 1:05 p.m. Devaney Center	
22	23	24	25	26	27	28	
		Tulsa 7:05 p.m. Devaney Center			Ameritas Southwest Texas St 6:30 p.m. Devaney Center	Classic Davidson/Colgate 6/8:15 p.m. Devaney Center	
		1	2	3	4	5	
		December					
			Creighton 7:05 p.m. Devaney Center			at Colorado State 8 p.m. Fort Collins, Colo.	
		8	9	10	11	12	
						Minnesota 7:05 p.m. Devaney Center	
		15	16			19	
20	21	22	23			26	
at San Francisco 9 p.m. San Francisco, Calif.			at UMKC 7 p.m. Kansas City, Mo.			at Missouri 7:05 p.m. Columbia, Mo.	
27	28	29	30			2	
			January				
3	4	5	6	7	8	9	

Rodney Buford--Creighton

Kris Clack--Texas

1998-99 Nebraska Month-by-Month Schedule

Sunday	Monday	Tuesday	Wednesday	Thursday	Friday	Saturday
Texas 3 p.m. Devaney Center (ESPN Regional) 10			Kansas State 7:05 p.m. Devaney Center 13	14	15	at Baylor 3 p.m. Waco, Texas (ESPN Regional) 16
17			at Oklahoma 7:05 p.m. Norman, Okla. 20	21	22	Colorado 12:45 p.m. Devaney Center (ESPN Regional) 23
24			Kansas 7:05 p.m. Devaney Center 27			at Iowa State 7 p.m. Ames, Iowa 30
31	1	2	at Colorado 8 p.m. Boulder, Colo. 3			Missouri 3 p.m. Devaney Center (ESPN Regional) 6
February						
7	8	9	at Kansas 8:05 p.m. Lawrence, Kan. (ESPN Regional) 10			Iowa State 8:30 p.m. Devaney Center (ESPN) 13
14		16	Oklahoma State 7:05 p.m. Devaney Center 17			at Texas Tech 8:30 p.m. Lubbock, Texas (ESPN) 20
21		23	at Kansas State 7:05 p.m. Manhattan, Kan. 24	25	26	Texas A&M 12:45 p.m. Devaney Center (ESPN Regional) 27
28		2			Phillips 66 Big 12 Tournament Kemper Arena Kansas City, Mo. 4	Phillips 66 Big 12 Tournament Kemper Arena Kansas City, Mo. 5
March						
Phillips 66 Big 12 Tournament Kemper Arena Kansas City, Mo. 7	8	9	10	NCAA Tournament First Round 11	NCAA Tournament First Round 12	NCAA Tournament Second Round 13

Ryan Robertson--Kansas

Marcus Fizer--Iowa State


Adrian Peterson--Oklahoma St.

UNC Greensboro Spartans

11:35 a.m. ♦ Saturday, Nov. 14, 1998 ♦ Bob Devaney Sports Center ♦ Lincoln, Neb.



Randy Peele
Head Coach



Demetrius Cherry
Forward

General Information

Location: Greensboro, N.C.
Enrollment: 12,400
Founded: 1891
Nickname: Spartans
Colors: Gold, white and navy
Conference: Southern
Home Arena: Fleming Gymnasium (2,320)
Chancellor: Dr. Patricia A. Sullivan
Athletic Director: Nelson E. Bobb

Coaching Staff

Head Coach: Randy Peele (Virginia Wesleyan '80)
Career Record: 39-49 in three years
Record at UNC Greensboro: same
Peele vs. NU: 0-1
Basketball Office Phone: (336) 334-4000
Best time to reach Peele: Weekday mornings
Assistant Coaches: Bob Williams, Joe Gallagher, Darryl Kosciak
Basketball Trainer: James Shipp

Sports Information

SID Contact: Jeremy Agor
Office Phone: (336) 334-5615
Home Phone: (336) 545-5864
E-Mail Address: jeremy_agor@uncg.edu
SID FAX Number: (336) 334-3182
Press Row Phone: (336) 334-3270
Web Site Address: www.uncgspartans.com
SID Mailing Address: P.O. Box 26168, Greensboro, NC 27402

Key Media Contacts

Local Beat Writer
Rob Daniels, Greensboro News & Record, (336) 373-7028

Radio Network

Play-by-Play Announcer: Matt Park
Flagship Station/Address: WTCK-AM/P.O. Box 5897,
High Point, NC 27262
Phone: (336) 272-0995

Spartan Outlook

1997-98 Record: 9-19, 6-9 in Southern Conference (sixth)
Final 1998 National Ranking: none
1998 Postseason Play: none
Lettermen Returning/Lost: 8/4
Starters Returning/Lost: 2/3

Top Returnees

Name	Pos.	Ht.	Wt.	Yr.	Pts.	Reb.
Demetrius Cherry	F	6-8	235	Sr.	12.9	8.6
Nathan Jameson	G	6-2	190	So.	8.1	2.6
Justin Stewart	F	6-5	190	Sr.	6.5	3.3

Top Newcomers

Name	Pos.	Ht.	Wt.	Yr.
Luke Boythe	F	6-8	220	Fr.
Sam Brinson	F	6-7	230	Jr.
Courtney Eldridge	G	5-9	175	Fr.
Ray Henry	G	6-3	180	Fr.
James Maye	F	6-6	200	Fr.

Key Losses

Name	Pos.	Ht.	Pts.	Reb.
Derrick Nix	G	6-2	11.9	3.0
Matt Javit	F	6-5	8.9	4.7
Larry Gilbert	C	6-9	8.9	4.3

1998-99 Schedule

Nov. 14	at Nebraska
Nov. 18	at Wake Forest
Nov. 21	St. Francis (Pa.)
Nov. 28	at St. Francis (Pa.)
Nov. 30	William & Mary
Dec. 5	North Carolina A&T
Dec. 7	VMI
Dec. 22	at Tennessee
Dec. 28	at William & Mary
Dec. 30	at Duke
Jan. 4	Wofford
Jan. 6	Coastal Carolina
Jan. 9	Western Carolina
Jan. 11	Davidson
Jan. 13	at The Citadel
Jan. 16	at Furman
Jan. 18	East Tennessee State
Jan. 23	at Charleston
Jan. 25	at Appalachian State
Jan. 30	Chattanooga
Feb. 1	Appalachian State
Feb. 6	at Davidson
Feb. 8	at East Tennessee State
Feb. 13	Georgia Southern
Feb. 15	at VMI
Feb. 20	at Western Carolina
Feb. 25-28	Southern Conf. Tournament

1997-98 Results (9-19, 6-9)

L, 51-75	at Nebraska
L, 53-83	at Syracuse
L, 55-68	William & Mary
L, 37-93	at Duke
W, 77-66	North Carolina A&T
L, 65-83	at Vanderbilt
L, 72-77 (OT)	at Belmont
W, 78-70	at Chattanooga
L, 72-83	Richmond
W, 69-61	The Citadel
L, 65-68	at VMI
W, 67-63	at Georgia Southern
L, 61-78	at Appalachian State
L, 63-66 (OT)	Belmont
W, 68-65	East Tennessee State
L, 61-75	at Western Carolina
L, 65-69	at Wofford
W, 72-60	VMI
L, 54-74	at East Tennessee State
W, 73-62	Elon
L, 79-93	Southern
L, 68-69	Davidson
L, 62-65	Western Carolina
L, 59-76	at Davidson
W, 58-56	Furman
L, 64-73	Appalachian State
W, 60-59	Western Carolina*
L, 55-56	Chattanooga*

*-Southern Conference Tournament

Husker-Spartan Notes

♦ This will mark the second consecutive season the two teams have opened against each other.

♦ UNC Greensboro is one of three potential Husker opponents from the state of North Carolina.

Series Results

Nebraska leads, 1-0

Date	Site	W/L	NU	UNCG
11-16-97	H	W	75	51

In Lincoln: Nebraska leads, 1-0


In BDSC: Nebraska leads, 1-0

Villanova Wildcats

Midnight ♦ Thursday, Nov. 19, 1998 ♦ Top of the World Classic ♦ Carlson Center ♦ Fairbanks, Alaska



Steve Lappas
Head Coach



Howard Brown
Forward

General Information

Location: Villanova, Pa.
Enrollment: 6,039
Founded: 1842
Nickname: Wildcats
Colors: Blue and white
Conference: Big East
Home Arena: The Pavilion (6,500)/First Union Center (21,000)
President: Rev. E.J. Dobbin
Athletic Director: Tim Hofferth

Coaching Staff

Head Coach: Steve Lappas (CCNY '77)
Career Record: 171-135 in 10 years
Record at Villanova: 115-73 in six years
Lappas vs. NU: first meeting
Basketball Office Phone: (610) 519-4140
Best time to reach Lappas: Contact SID
Assistant Coaches: Steve Pinone, Joe Jones, Peter Zaharis
Basketball Trainer: TBA

Sports Information

SID Contact: Karen Frasca
Office Phone: (610) 519-4120
Home Phone: (610) 964-9589
E-Mail Address: kfrascona@email.vill.edu
SID FAX Number: (610) 519-7323
Press Row Phone: (610) 519-7290
Web Site Address: www.villanova.com
SID Mailing Address: 800 Lancaster Ave., Villanova, PA 19085

Key Media Contacts

Local Beat Writer
Joe Juliano, Philadelphia Inquirer, (215) 854-4550

Radio Network

Play-by-Play Announcer: Andy Musser
Color Announcer: Whitey Rigsby
Flagship Station/Address: WPHT/Villanova University Broadcast Services, 800 Lancaster Avenue, Villanova, PA 19085
Phone: (610) 519-6596

Wildcat Outlook

1997-98 Record: 12-17, 8-10 in Big East (4th in division)
Final 1998 National Ranking: None
1998 Postseason Play: None
Lettermen Returning/Lost: 8/4
Starters Returning/Lost: 4/1

Top Returnees

Name	Pos.	Ht.	Wt.	Yr.	Pts.	Reb.
John Celestand	G	6-3	175	Sr.	13.2	4.1
Howard Brown	F	6-5	200	Sr.	13.1	5.3
Malik Allen	C	6-10	240	Jr.	8.3	5.8
Rafal Bigus	C	7-1	270	Sr.	8.2	5.1

Top Newcomers

Name	Pos.	Ht.	Wt.	Yr.
Aaron Mathews	F	6-5	220	Fr.
Brooks Sales	F	6-9	210	Fr.
Bobby Smith	G	6-2	175	Fr.

Key Loss

Name	Pos.	Ht.	Pts.	Reb.
Zeffy Penn	F	6-6	6.2	4.0

1998-99 Schedule

Nov. 16	George Mason
	Top of the World Classic*
Nov. 19	Nebraska*
Nov. 21	Washington St./Ala.-Fairbanks*
Nov. 22	TBA*
Nov. 27	Mt. St. Mary's
Dec. 1	at St. Joseph's
Dec. 5	at Penn State
Dec. 9	at Seton Hall
Dec. 12	West Virginia
Dec. 15	Massachusetts
Dec. 22	Rider
Dec. 27	Howard
Dec. 30	at Connecticut
Jan. 2	at Notre Dame
Jan. 5	Syracuse
Jan. 9	at Rutgers
Jan. 13	Boston College
Jan. 16	Notre Dame
Jan. 19	Pittsburgh
Jan. 23	at West Virginia
Jan. 26	at Providence
Jan. 30	Georgetown
Feb. 3	Rutgers
Feb. 6	at Syracuse
Feb. 13	at St. John's
Feb. 16	at Miami
Feb. 20	Providence
Feb. 23	Penn
Feb. 27	St. John's
March 3-6	Big East Tournament @ New York City

1997-98 Results

(12-17, 8-10)

L, 55-68	at Minnesota
L, 48-60	at Bradley
W, 73-69	at Georgetown
W, 72-57	Seton Hall
L, 66-94	at Duke
L, 64-77	New Orleans
W, 68-57	Temple
W, 103-73	Farleigh Dickinson
W, 86-74	Hofstra
W, 83-76	at Boston College
L, 65-72	at LaSalle
W, 68-65 (OT)	Boston College
L, 54-67	at Seton Hall
L, 61-67	Georgetown
L, 65-79 (OT)	West Virginia
L, 63-78	at Miami, Fla.
L, 59-82	at St. John's
W, 81-61	at Notre Dame
W, 78-75	Miami, Fla.
L, 65-80	at Connecticut
L, 63-79	Kentucky
W, 79-68	Pittsburgh
L, 52-58	at Providence
L, 64-69	Syracuse
L, 76-83	Connecticut
L, 61-65	at Pittsburgh
W, 91-77	Rutgers
W, 96-83 (2OT)	Pittsburgh*
L, 66-69	Syracuse*

*-Big East Tournament, New York City

Husker-Wildcat Notes

♦ This is the second meeting between the two schools, both coming on neutral courts. The only other meeting came in the 1987-88 season opener in the Maui Classic, where Villanova defeated Nebraska, 70-53.

Series Results

Villanova leads, 1-0

Date	Site	W/L	NU	VILL
11-27-87	N	L	53	70

At Neutral Sites: Villanova leads, 1-0

1998 Top of the World Classic

Thursday-Sunday ♦ Nov. 19-22 ♦ Carlson Center ♦ Fairbanks, Alaska

Tournament Pairings

Thursday, Nov. 19:

- Game 1--Washington State vs. Alaska-Fairbanks, 10 p.m.
Game 2--Villanova vs. Nebraska, Midnight

Friday, Nov. 20:

- Game 3--Arkansas vs. Virginia, 9:15 p.m.
Game 4--New Mexico State vs. Wisconsin, 11:30 p.m.

Saturday, Nov. 21:

- Game 5--Loser Villanova/Nebraska vs. Loser Washington State/
Alaska-Fairbanks, 3:30 p.m.
Game 6--Loser New Mexico State/Wisconsin vs. Loser Arkansas/
Virginia, 5:45 p.m.
Game 7--Winner Villanova/Nebraska vs. Winner Washington State/
Alaska-Fairbanks, 9:15 p.m.
Game 8--Winner Wisconsin/New Mexico State vs. Winner Arkansas/
Virginia, 11:30 p.m.

Sunday, Nov. 22:

- Game 9--Loser Game 5 vs. Loser Game 6 (7th Place Game), 1:30 p.m.
Game 10--Winner Game 7 vs. Winner Game 8 (Championship), 4:07 p.m.
Game 11--Winner Game 5 vs. Winner Game 6 (5th Place Game), 7:30 p.m.
Game 12--Loser Game 7 vs. Loser Game 8 (3rd Place Game), 9:45 p.m.

Note: All times are Central.

Alaska-Fairbanks Nanooks

Location: Fairbanks, Alaska

Enrollment: 9,200

Founded: 1917

Nickname: Nanooks

Colors: Blue and Gold

Conference: Pacific West

Home Arena: Carlson Center (5,500)

Chancellor: John Wadlow

Interim Athletic Director: Randy Pinney

Head Coach: Al Sokaitis

Career Record: 165-123 in 11 years

Record at Alaska-Fairbanks: 22-32 in two years

Sokaitis vs. NU: 0-0

Assistant Coaches: Frank Ostanik, John Dozier, Roy Roehl

SID Contact: Scott Roselius

Office Phone: (907) 474-6805

E-Mail Address: fnsbr@uaf.edu

SID Fax Number: (907) 474-5162

Press Row Phone: (907) 451-1957

Web Site Address: www.uaf.edu

1997-98 Record: 12-15, 6-6 in Pacific West (fourth)

1998 Final Ranking: None

1998 Postseason Play: None

Lettermen Returning/Lost: 11/4

Starters Returning/Lost: 3/2

Series vs. Nebraska: first meeting

Top Returnees: Josh Fannon (G, 6-0, Jr. 12.0 ppg, 2.3 rpg)
Branden Bieber (F, 6-7, Sr., 8.0 ppg, 5.5 rpg)



Al Sokaitis
Head Coach

Washington State Cougars

Location: Pullman, Wash.

Enrollment: 20,020

Founded: 1890

Nickname: Cougars

Colors: Crimson and gray

Conference: Pac-10

Home Arena: Friel Court (12,058)

President: Samuel H. Smith

Athletic Director: Rick Dickson

Head Coach: Kevin Eastman (Richmond, '77)

Career Record: 183-134 in 11 years

Record at Washington State: 59-59 in four years

Eastman vs. NU: 0-1

Assistant Coaches: Warren Riley, Jeff Maher, Lorenzo Hall

SID Contact: Wes Werner

Office/Home Phone: (509) 335-2684/(509) 334-1984

E-Mail Address: wesw@wsu.edu

SID Fax Number: (509) 335-0267

Press Row Phone: (509) 335-2684

Web Site Address: www.wsu.edu/athletics

1997-98 Record: 10-19, 3-15 in Pac-10 (tie, ninth)

1998 Final Ranking: None

1998 Postseason Play: None

Lettermen Returning/Lost: 8/2

Starters Returning/Lost: 4/1

Series vs. Nebraska: Nebraska leads, 5-2

Top Returnees: Chris Crosby (F, 6-7, 218, Jr., 11.8 ppg, 3.2 rpg)

Blake Pengelly (G, 5-10, 163, Jr., 8.0 ppg, 2.3 rpg)



Kevin Eastman
Head Coach

Wisconsin Badgers

Location: Madison, Wis.

Enrollment: 39,826

Founded: 1848

Nickname: Badgers

Colors: Cardinal and white

Conference: Big Ten

Home Arena: Kohl Center (17,142)

Chancellor: David Ward

Director of Athletics: Pat Richter

Head Coach: Dick Bennett (Ripon College, '65)

Career Record: 407-233 in 22 years

Record at Wisconsin: 47-44 in three years

Bennett vs. NU: 0-4

Assistant Coaches: Brad Soderberg, Shawn Hood, Brian Hecker

SID Contact: Justin Doherty

Office/Home Phone: (608) 262-1811/(608) 833-4811

E-Mail Address: justin.doherty@ccmail.adp.wisc.edu

SID Fax Number: (608) 262-8184

Press Row Phone: (608) 265-4333

Web Site Address: www.wisc.edu/ath/

1997-98 Record: 12-19, 3-13 in Big Ten (tie, ninth)

1998 Final Ranking: None

1998 Postseason Play: None

Lettermen Returning/Lost: 9/4

Starters Returning/Lost: 4/1

Series vs. Nebraska: Nebraska leads, 10-5

Top Returnees: Sean Mason (G, 6-2, 180, Sr., 15.5 ppg, 3.4 rpg)

Hennsy Auriantal (G, 6-1, 185, Sr., 7.2 ppg, 3.4 rpg)



Dick Bennett
Head Coach

New Mexico State Aggies

Location: Las Cruces, N.M.
Enrollment: 15,008
Founded: 1888
Nickname: Aggies
Colors: Crimson and white
Conference: Big West
Home Arena: Pan American Center (13,071)
President: Dr. William Conroy
Athletic Director: Jim Paul
Head Coach: Lou Henson (New Mexico State, '55)
Career Record: 681-343 in 35 years
Record at New Mexico State: 191-83 in 10 years
Henson vs. NU: 2-1
Assistant Coaches: Rus Bradburd, Thomas Trotter
SID Contact: Heath Nielsen
Office Phone: (505) 646-3929
E-Mail Address: athletic@nmsu.edu
SID Fax Number: (505) 646-2425
Press Row Phone: (505) 646-3400
Web Site Address: www.nmsu.edu/~athletic
1997-98 Record: 18-12, 8-8 in Big West (5th, East)
1998 Final Ranking: None
1998 Postseason Play: None
Lettermen Returning/Lost: 4/5
Starters Returning/Lost: 2/3
Series vs. Nebraska: Tied, 1-1
Top Returnees: Charles Gosa (F, 6-8, 195, Sr., 12.5 ppg, 8.1 rpg)
 Aaron Brodt (C, 6-9, 240, Jr., 5.1 ppg, 5.5 rpg)



Lou Henson
Head Coach

Arkansas Razorbacks

Location: Fayetteville, Ark.
Enrollment: 14,577
Founded: 1871
Nickname: Razorbacks
Colors: Cardinal and white
Conference: Southeastern Conference
Home Arena: Bud Walton Arena (19,200)
Chancellor: John White
Athletic Director: Frank Broyles
Head Coach: Nolan Richardson (UTEP, '63)
Career Record: 433-155 in 18 years
Record at Arkansas: 314-118 in 13 years
Richardson vs. NU: 1-1
Assistant Coaches: Mike Anderson, Brad Dunn, Nolan Richardson III
SID Contact: Kevin Trainor
Office/Home Phone: (501) 575-2751/(501) 582-9046
E-Mail Address: ktrainor.comp.uark.edu
SID Fax Number: (501) 575-7481
Press Row Phone: (501) 575-6622
Web Site Address: www.hogwired.com
1997-98 Record: 24-9, 11-5 in SEC (2nd, West)
1998 Final Ranking: 17th AP, USA Today/Coaches
1998 Postseason Play: 1-1 in NCAA, def. Nebraska, lost to Utah
Lettermen Returning/Lost: 6/6
Starters Returning/Lost: 3/2
Series vs. Nebraska: Arkansas leads, 5-3
Top Returnees: Pat Bradley (G, 6-2, 195, Sr., 14.8 ppg, 2.7 rpg)
 Kareem Reid (G, 5-10, 165, Sr., 11.9 ppg, 2.1 rpg)



Nolan Richardson
Head Coach

Virginia Cavaliers

Location: Charlottesville, Va.
Enrollment: 18,417
Founded: 1819
Nickname: Cavaliers
Colors: Orange and blue
Conference: Atlantic Coast
Home Arena: University Hall (8,457)
President: John T. Casteen, III
Athletic Director: Terry Holland
Head Coach: Pete Gillen (Fairfield, '68)
Career Record: 274-128 in 13 years
Record at Virginia: first year
Gillen vs. NU: 1-0
Assistant Coaches: Walt Fuller, Bobby Gonzalez, Tom Herrion
SID Contact: Rich Murray
Office/Home Phone: (804) 982-5500/(804) 978-2966
E-Mail Address: rjm4e@virginia.edu
SID Fax Number: (804) 982-5525
Press Row Phone: (804) 296-5910
Web Site Address: www.virginiasports.com
1997-98 Record: 11-19, 3-13 in ACC (ninth)
1998 Final Ranking: None
1998 Postseason Play: None
Lettermen Returning/Lost: 6/7
Starters Returning/Lost: 3/2
Series vs. Nebraska: Nebraska leads, 1-0
Top Returnees: Colin Ducharme (C/F, 6-9, 246, Jr., 7.8 ppg, 5.0 rpg)
 Willie Dersch (F/G, 6-5, 197, Jr., 6.5 ppg, 3.6 rpg)



Pete Gillen
Head Coach

Nebraska in Regular-Season Tournaments Under Danny Nee

Year	Tournament	Results	Finish
1986-87	Rochester Classic	def. Butler, 67-56 def., San Francisco, 66-60	First
1987-88	Maui Classic	lost to Villanova, 70-53 lost to Baylor, 82-79 def. Chaminade, 76-75	Seventh
1988-89	Chaminade New Year's Classic	def. Chaminade, 86-85 def. Morehead St., 81-77 lost to LSU, 90-87	Second
1990-91	San Juan Shootout	def. St. Louis, 107-79 def. Illinois, 100-73 lost to Murray St., 81-79	Second
1992-93	Rainbow Classic	lost to Michigan, 88-73 lost to SW La., 109-80 def. Fordham, 79-55	Seventh
1994-95	San Juan Shootout	def. Northeast La., 99-77 lost to Virginia Tech, 87-81 def. Coll. of Charleston, 74-72	Third
1995-96	Big Island Invitational	def. Toledo, 72-59 def. Oregon, 114-106 (OT) def. Minnesota, 96-85	First
	Far West Classic	def. Oregon, 99-76 lost to Miss. St., 69-66	Second
1996-97	Puerto Rico Holiday Classic	def. Old Dominion, 72-66 lost to Cincinnati, 84-73 lost to B. Green, 58-55	Fourth
1997-98	Rainbow Classic	def. Virginia, 80-65 lost to Hawaii, 87-62 lost to Vanderbilt, 80-69	Fourth


List does not include the Ameritas Classic, which Nebraska hosts each year, Nee is 21-1 in the Ameritas Classic. Nee is 16-12 in other in-season tournaments, 37-13 (.740) overall at NU in regular-season tournaments.

North Carolina A&T Aggies

1:05 p.m. ♦ Saturday, Nov. 28, 1998 ♦ Bob Devaney Sports Center ♦ Lincoln, Neb.



Roy Thomas
Head Coach



J.J. Miller
Guard

General Information

Location: Greensboro, N.C.
Enrollment: 7,500
Founded: 1891
Nickname: Aggies
Colors: Navy blue and gold
Conference: Mid-Eastern Athletic Conference
Home Arena: Corbett Sports Center (6,700)
President: Dr. Edward B. Fort
Interim Athletic Director: Dr. Willie J. Burden

Coaching Staff

Head Coach: Roy Thomas (Baylor '74)
Career Record: 48-64 in four seasons
Record at A&T: same
Thomas vs. NU: first meeting
Basketball Office Phone: (336) 334-7983
Best Time to Reach Coach Thomas: Contact SID Office
Assistant Coaches: Curtis Hunter, Bill Sutton
Basketball Trainer: Thomas Bynum

Sports Information

SID Contact: Larry Barber
Office Phone: (336) 334-7141
Home Phone: (336) 379-7219
SID FAX Number: (336) 334-7181
Press Row Phone: (336) 334-7405
Web Site Address: www.ncat.edu/~athletic
SID Mailing Address: Room 104, Moore Gym
1601 East Market Street
Greensboro, NC 27411

Aggie Outlook

1997-98 Record: 8-19, 7-11 in MEAC (tied, sixth)
Final 1998 National Ranking: None
1998 Postseason Play: None
Lettermen Returning/Lost: 10/2
Starters Returning/Lost: 3/2

Top Returnees

Name	Pos.	Ht.	Wt.	Yr.	Pts.	Reb.
Johnathan Richmond	G	5-11	160	Sr.	11.9	1.9
Albert Perkins	F	6-6	204	Jr.	9.2	2.9
Marque Carrington	G	6-2	185	So.	5.8	3.2
Tarrell Robinson	F	6-6	210	So.	5.4	2.7
Kelvin Clyburn	F	6-5	230	Jr.	5.2	4.5
J.J. Miller	G	5-11	157	So.	4.6	1.2

Top Newcomer

Name	Pos.	Ht.	Wt.	Yr.
Travis Totten	C	6-8	225	Fr.

Key Losses

Name	Pos.	Ht.	Pts.	Rebs.
Tarik Beasley	G	6-3	12.0	3.9
Dexter Cannon	G	6-1	8.4	4.2

1998-99 Schedule

Nov. 23	Elon
Nov. 25	at LSU
Nov. 28	at Nebraska
Dec. 2	at South Carolina State
Dec. 5	UNC Greensboro
Dec. 12	Florida A&M
Dec. 15	Bethune Cookman
Dec. 20	at Duke
Dec. 28	at Georgia State
Jan. 2	Coppin State
Jan. 4	Morgan State
Jan. 9	at Hampton
Jan. 11	at Norfolk State
Jan. 16	Howard
Jan. 20	North Carolina Central
Jan. 23	Delaware State
Jan. 25	at Maryland-Eastern Shore
Jan. 30	at Bethune-Cookman
Feb. 1	at Florida A&M
Feb. 6	at Morgan State
Feb. 8	at Coppin State
Feb. 13	Hampton
Feb. 15	Norfolk State
Feb. 20	at Howard
Feb. 27	South Carolina State
March 3-6	MEAC Tournament @ Richmond, Va.

1997-98 Results

(8-19, 7-11)

L, 62-73	at James Madison
L, 55-77	at Colorado
L, 64-75	Middle Tennessee State
L, 72-83	South Carolina State
L, 66-77	UNC Greensboro
W, 68-66	Winston Salem State
L, 61-70	at Tulane
L, 76-96	at Maryland-Eastern Shore
W, 78-75	at Hampton
W, 75-69	Bethune-Cookman
W, 75-72	Florida A&M
L, 64-73	at Coppin State
L, 66-88	at Delaware State
L, 101-66	Duke
W, 86-76	Howard
L, 66-76	Morgan State
L, 54-58	at North Carolina Central
W, 79-74	at Maryland-Eastern Shore
L, 62-74	Hampton
L, 75-79 (OT)	at Bethune-Cookman
L, 64-77	at Florida A&M
W, 74-64	Delaware State
L, 73-85	Coppin State
W, 77-67	at Howard
L, 69-76	at Morgan State
L, 64-82	at South Carolina State
L, 58-64	South Carolina State*

*-MEAC Tournament

Husker-Aggie Notes


♦ This is the first meeting between Nebraska and North Carolina A&T.

Tulsa Golden Hurricane

7:05 p.m. ♦ Tuesday, Dec. 1, 1998 ♦ Bob Devaney Sports Center ♦ Lincoln, Neb.



Bill Self
Head Coach



Michael Ruffin
Forward

General Information

Location: Tulsa, Okla.
Enrollment: 4,300
Founded: 1894
Nickname: Golden Hurricane
Colors: Old gold, royal blue, crimson
Conference: Western Athletic Conference
Home Arena: Donald W. Reynolds Center (8,300)
President: Dr. Bob Lawless
Athletic Director: Judy MacLeod

Coaching Staff

Head Coach: Bill Self (Oklahoma State '85)
Career Record: 74-66 in five years
Record at Tulsa: 19-12 in one year
Self vs. NU: 1-0
Basketball Office Phone: (918) 631-3132
Best time to reach Self: mornings, contact SID
Assistant Coaches: Norm Roberts, Billy Gillispie, John Phillips
Basketball Trainer: Kevin Beets

Sports Information

SID Contact: Don Tomkalski
Office Phone: (918) 631-2395
Home Phone: (918) 250-6803
E-Mail Address: donald-tomkalski@utulsa.edu
SID FAX Number: (918) 631-3913
Press Row Phone: TBA
Web Site Address: www.utulsaathletics.com
SID Mailing Address: Tulsa Sports Information,
 600 South College Ave., Tulsa, OK 74104-3189

Key Media Contacts

Local Beat Writer
 Jimmie Tramel, Tulsa World (918) 581-8389

Radio Network

Play-by-Play Announcer: Bruce Howard
Color Announcer: J.V. Haney
Flagship Station/Address: KOLL, 600 So. College Ave., Tulsa, OK, 74104-3189
Phone: (918) 631-3457

Golden Hurricane Outlook

1997-98 Record: 19-12, 9-5 in WAC (3rd, Pacific Division)
Final 1998 National Ranking: None
1998 Postseason Play: None
Lettermen Returning/Lost: 9/3
Starters Returning/Lost: 4/1

Top Returnees

Name	Pos.	Ht.	Wt.	Yr.	Pts.	Reb.
Michael Ruffin	F	6-8	230	Sr.	10.4	9.5
Eric Coley	F	6-5	205	Jr.	10.4	5.5
Zac Bennett	C	6-9	235	Jr.	6.8	5.9
Shawn Williams	G	5-10	180	Sr.	5.2	1.2

Top Newcomers

Name	Pos.	Ht.	Wt.	Yr.
Greg Harrington	G	6-2	185	Fr.
Tony Heard	G	6-0	185	Jr.
Brandon Kurtz	C	6-10	255	Jr.
Kevin Johnson	F	6-7	220	Fr.
DeAngelo McDaniel	F	6-10	237	Fr.

Key Losses

Name	Pos.	Ht.	Pts.	Reb.
Rod Thompson	G	6-2	15.0	4.4
J.R. Cunningham	C	6-8	6.8	2.3

1998-99 Schedule

Nov. 15	Sam Houston State
Nov. 18	Jackson State
Nov. 21	at Alabama-Birmingham
Nov. 24	Texas-San Antonio
Nov. 28	St. Joseph's
Dec. 1	at Nebraska
Dec. 4	Vermont*
Dec. 5	Marquette/Cornell*
Dec. 8	North Texas
Dec. 13	Oral Roberts
	Pearl Harbor Classic**
Dec. 21	Texas Tech**
Dec. 22	Michigan State/Pepperdine**
Dec. 23	Alabama/Weber State/ BYU-Hawaii/Oregon State**
Dec. 29	Cleveland State
Jan. 2	at Southern Illinois
Jan. 7	Colorado State
Jan. 10	Wyoming
Jan. 14	at Air Force
Jan. 16	at UNLV
Jan. 23	at Rice
Jan. 28	TCU
Jan. 30	SMU
Feb. 4	at Wyoming
Feb. 6	at Colorado State
Feb. 13	Air Force
Feb. 15	UNLV
Feb. 20	Rice
Feb. 25	at SMU
Feb. 27	at TCU
March 2-6	WAC Tournament @ Las Vegas

*-Marquette Tournament, Milwaukee, Wis.
 **-Laie, Hawaii

1997-98 Results

(19-12, 9-5)

W, 86-80 (OT)	Tulane
L, 40-78	Gonzaga*
W, 66-61	at Alaska-Fairbanks*
W, 72-52	Duquesne*
L, 57-61	Houston
W, 85-68	Nebraska
W, 50-40	Wichita State
W, 93-56	Morgan State
W, 58-53	at Oral Roberts
L, 53-74	at Kentucky
L, 55-59	at Cleveland State
W, 81-69	Southwest Texas State
L, 75-88	Southern Illinois
W, 77-57	San Diego State
L, 53-57	Brigham Young
L, 63-76	at Rice
L, 77-81	at Fresno State
W, 77-52	at San Jose State
W, 64-63	Hawaii
W, 69-58	at SMU
L, 100-102	at Texas Christian
W, 75-62	Rice
W, 65-59	at Brigham Young
W, 68-55	San Jose State
W, 78-77	Fresno State
W, 65-60	at San Diego State
L, 62-72	at Hawaii
L, 54-57	Texas Christian
W, 79-70	SMU
W, 59-56	Brigham Young**
L, 59-60	New Mexico**

*-Top of the World Classic, Fairbanks, Ala.
 **-WAC Tournament, Las Vegas, Nev.

Husker-Golden Hurricane Notes

♦ Tulsa Coach Bill Self played in nine career games against Nebraska as a guard for Oklahoma State from 1982-85. Nebraska held a 5-4 edge in those contests.

Series Results

Tulsa leads, 1-0				
Date	Site	W/L	NU	Tulsa
12-1-97	A	L	68	85
In Tulsa: Tulsa leads, 1-0				

12th Annual Ameritas Classic

Friday-Saturday ♦ December 4-5, 1998 ♦ Bob Devaney Sports Center ♦ Lincoln, Neb.

1998 Tournament Pairings

Friday: 6:30 p.m. -- Nebraska vs. Southwest Texas State
8:30 p.m. -- Davidson vs. Colgate
Saturday: 6 p.m. -- Consolation
8:15 p.m. -- Championship

Previous Tournament Results

1987

First Round (8,803) **Finals (10,526)**
Nebraska 71, Lehigh 66 3rd-Lehigh 72, Ball State 64
Ohio State 64, Ball State 42 1st-Ohio State 72, Nebraska 63
All-Tournament Team: Jay Burson, Ohio State, MVP; Jerry Francis, Ohio State; Derrick Vick, Nebraska; Daren Queenan, Lehigh; Derrick Wesley, Ball State

1988

First Round (9,233) **Finals (10,159)**
Nebraska 90, North Texas 84 3rd-North Texas 82, Army 79 (OT)
San Jose State 84, Army 74 1st-Nebraska 90, San Jose St. 76
All-Tournament Team: Pete Manning, Nebraska, MVP; Clifford Scales, Nebraska; Steve Haney, San Jose State; Steve Rothert, Army; Ronnie Morgan, North Texas

1989

First Round (7,705) **Finals (9,427)**
Nebraska 117, Harvard 79 3rd-Air Force 73, Harvard 71
Pepperdine 82, Air Force 75 1st-Nebraska 104, Pepp. 100
All-Tournament Team: Rich King, Nebraska, MVP; Clifford Scales, Nebraska; Tom Lewis, Pepperdine; Shann Ferch, Pepperdine; Raymond Dudley, Air Force

1990

First Round (10,524) **Finals (11,982)**
NU 113, Tenn. Tech 92 3rd-Ala. State 92, Tenn. Tech 83
Bowling Green 94, Ala. St. 80 1st-Nebraska 99, B. Green 85
All-Tournament Team: Carl Hayes, Nebraska, MVP; Rich King, Nebraska; Van Usher, Tennessee Tech; Clinton Venable, Bowling Green; Steve Rogers, Alabama State

1991

First Round (11,253) **Finals (11,339)**
Nebraska 91, Texas A&M 68 3rd-Texas A&M 69, Del. State 67
E. Wash. 102, Del. State 68 1st-Nebraska 102, E. Wash. 67
All-Tournament Team: Dapreis Owens, Nebraska, MVP; Chris Cresswell, Nebraska; Eric Piatkowski, Nebraska; Miguel Johnson, Eastern Washington; David Edwards, Texas A&M; Tyrone Boger, Delaware State

1992

First Round (11,873) **Finals (12,023)**
Nebraska 108, Colgate 76 3rd-Colgate 76, Idaho State 68
Kent 81, Idaho State 73 1st-Nebraska 85, Kent 61
All-Tournament Team: Eric Piatkowski, Nebraska, MVP; Derrick Chandler, Nebraska; Rod Koch, Kent; Greg Holman, Kent; Darren Brown, Colgate; Jim Potter, Idaho State

1993

First Round (11,202) **Finals (11,022)**
Nebraska 94, Ohio 68 3rd-Ohio 68, Navy 50
Portland 94, Navy 93 1st-Nebraska 111, Portland 85
All-Tournament Team: Eric Piatkowski (MVP), Nebraska; Erick Strickland, Nebraska; Bruce Chubick, Nebraska; T.J. Hall, Navy; Gary Trent, Ohio; Matt Houle, Portland

1994

First Round (10,061) **Finals (10,075)**
NU 96, Morehead St. 55 3rd-Morehead St. 86, So. Miss 77
Idaho State 79, So. Miss. 76 1st-Nebraska 98, Idaho St. 72
All-Tournament Team: Erick Strickland (MVP), Nebraska; Jaron Boone, Nebraska; Tom Wald, Nebraska; Shabaka Lands, Idaho State; Glen Whisby, Southern Miss; Tyrone Boardley, Morehead State

1995

First Round (8,978) **Finals (9,033)**
NU 82, Ga. Southern 59 3rd-Pepperdine 69, Ga. Southern 59
Grambling St. 69, Pepperdine 62 1st-Nebraska 96, Grambling St. 80
All-Tournament Team: Jaron Boone (MVP), Nebraska; Erick Strickland, Nebraska; Duane Goebel, Georgia Southern; Will Weir, Pepperdine; Claude Coleman, Grambling State; James Hannah, Grambling State

1996

First Round (7,875) **Finals (9,033)**
NU 88, Coppin State 72 3rd-Coppin State 69, Colgate 59
Bowling Green 87, Colgate 75 1st-Nebraska 73, Bowling Green 68
All-Tournament Team: Tyronn Lue (MVP), Nebraska; Mikki Moore, Nebraska; Cookie Belcher, Nebraska; Antonio Daniels, Bowling Green; Terquin Mott, Coppin State; Adonal Foyle, Colgate

1997

First Round (7,665) **Finals (7,405)**
NU 85, UNC Wilmington 68 3rd-UNC Wilmington 65, Cornell 49
Grambling State 53, Cornell 49 1st-Nebraska 85, Grambling State 48
All-Tournament Team: Tyronn Lue (MVP), Nebraska; Venson Hamilton, Nebraska; Cookie Belcher, Nebraska; Kenny Haynes, Grambling State; Mark Byington, UNC Wilmington; Derek Kruse, Cornell.



The 1996 Ameritas Classic featured a number of talented players. The all-tournament team consisted of three Huskers, MVP Tyronn Lue, Mikki Moore and Cookie Belcher. The other three members of the team were Bowling Green's Antonio Daniels (left), Coppin State's Terquin Mott (back left) and Colgate's Adonal Foyle (back right). Daniels and Foyle were both selected in the first eight picks in the 1997 NBA Draft.

Ameritas Classic Records

Individual, Game

Points--39, Raymond Dudley, Air Force, vs. Harvard, 1989
Field Goals--13, Daren Queenan, Lehigh, vs. Ball State, 1987; Steve Rogers, Alabama State, vs. Tennessee Tech, 1990
FG Attempts--30, Raymond Dudley, Air Force, vs. Harvard, 1989
3-Point Goals--7, Chris Cresswell, Nebraska, vs. Texas A&M, 1991
3-Point Attempts--14, Roy Williams, Delaware State, vs. Eastern Washington, 1991
Free Throws--15, Steve Rothert, Army, vs. San Jose State, 1988
FT Attempts--16, Steve Rothert, Army, vs. San Jose State, 1988; Dapreis Owens, Nebraska, vs. Eastern Washington, 1991
Rebounds--19, Ronnie Morgan, North Texas, vs. Nebraska, 1988; Gary Trent, Ohio, vs. Navy, 1993
Assists--14, Jeff Bowling, Air Force, vs. Pepperdine, 1989
Blocks--7, Derrick Chandler, Nebraska, vs. Eastern Washington, 1991
Steals--7, Van Usher, Tennessee Tech, vs. Nebraska, 1990

Individual, Tournament

Points--70, Raymond Dudley, Air Force, 1989
Field Goals--23, Daren Queenan, Lehigh, 1987; Steve Rogers, Alabama State, 1990
FG Attempts--58, Raymond Dudley, Air Force, 1989
3-Point Goals--11, Raymond Dudley, Air Force, 1989
3-Point Attempts--24, Raymond Dudley, Air Force, 1989
Free Throws--23, Tyrone Boger, Delaware State, 1991
FT Attempts--28, Tyrone Boger, Delaware State, 1991
Rebounds--32, Gary Trent, Ohio, 1993
Assists--23, Jeff Bowling, Air Force, 1989
Blocks--10, Derrick Chandler, Nebraska, 1991
Steals--12, Van Usher, Tennessee Tech, 1990

Ameritas Classic Top Performers

Jay Burson, Ohio State--1987 Ameritas MVP, 28 points in championship game victory over Nebraska
Clifford Scales, Nebraska--Two-time Ameritas Classic All-Tourney Team
Rich King, Nebraska--Two-time Ameritas Classic All-Tourney Team
Eric Piatkowski, Nebraska--Three-time Ameritas Classic All-Tournament Team, Two-time MVP (1992, 1993)
Erick Strickland, Nebraska--Three-time Ameritas Classic All-Tournament Team, 1994 MVP
Jaron Boone, Nebraska--Two-time Ameritas All-Tourney Team, 1995 MVP
Antonio Daniels, Bowling Green--Averaged 22.5 points and eight assists in two 1996 Ameritas Classic games
Adonal Foyle, Colgate--Averaged 27 points and 18 rebounds in two 1996 Ameritas Classic games
Tyronn Lue, Nebraska--Two-time Ameritas Classic MVP (1996, 1997), Averaged 21 points per game in four Ameritas wins in '96 and '97
Cookie Belcher, Nebraska--Ameritas Classic All-Tournament team as a freshman and sophomore

Team, Game

Points--117, Nebraska, vs. Harvard, 1989
Field Goals--45, Nebraska, vs. Tennessee Tech, 1990
FG Attempts--88, Nebraska, vs. Tennessee Tech, 1990
FG Percentage--.723, Nebraska vs. UNC Wilmington, 1997
3-Point Goals--11, Pepperdine, vs. Nebraska, 1989
3-Point Attempts--31, Delaware State, vs. Eastern Washington, 1991
3-Point Percentage--.600, Nebraska, vs. Texas A&M, 1991
Free Throws--38, Nebraska, vs. Pepperdine, 1989
FT Attempts--48, Nebraska, vs. Pepperdine, 1989
Free Throw Percentage--.900, Ball State, vs. Lehigh, 1987 (9-10)
Rebounds--68, Nebraska, vs. Tennessee Tech, 1990
Assists--35, Nebraska, vs. Bowling Green, 1990
Blocks--10, Nebraska, vs. North Texas, 1988
Steals--17, Nebraska, vs. Tennessee Tech, 1990

12th Annual Ameritas Classic






Southwest Texas State Bobcats

6:30 p.m. ♦ Friday, Dec. 4, 1998 ♦ Bob Devaney Sports Center ♦ Ameritas Classic ♦ Lincoln, Neb.



Mike Miller
Head Coach



Donte Mathis
Guard/Forward

Bobcat Outlook

1997-98 Record: 17-11, 10-6 in Southland (tie, second)

Final 1998 National Ranking: None

1998 Postseason Play: None

Lettermen Returning/Lost: 8/3

Starters Returning/Lost: 3/2

Top Returnees

Name	Pos.	Ht.	Wt.	Yr.	Pts.	Reb.
Donte Mathis	G/F	6-4	185	Sr.	18.6	5.5
Jeff Foster	C	6-11	230	Sr.	12.8	10.2
Clifton Ellis	G	6-0	175	Sr.	5.7	2.3
Wesley Williams	G	6-3	205	Jr.	5.5	1.7

Top Newcomers

Name	Pos.	Ht.	Wt.	Yr.
Clay Click	G	6-3	190	Fr.
Daryl Hamilton	F	6-9	200	Fr.
Byron Hobbs	F	6-7	215	Fr.
Jasper Smith	G	6-0	190	Jr.

Key Losses

Name	Pos.	Ht.	Pts.	Reb.
Carlos Morris	F	6-5	10.4	5.5
Ross Johnson	F	6-6	5.0	3.6

1998-99 Schedule

Nov. 13	Wisconsin-Green Bay
Nov. 24	at Baylor
Nov. 29	at Missouri
	Ameritas Classic*
Dec. 4	at Nebraska*
Dec. 5	Colgate/Davidson
Dec. 8	Howard Payne
Dec. 15	New Mexico-Highlands
Dec. 21	at Samford
Dec. 28	Northeast Louisiana
Jan. 2	at McNeese State
Jan. 4	at Lamar
Jan. 7	Stephen F. Austin
Jan. 9	Texas-Arlington
Jan. 14	at Southeastern Louisiana
Jan. 16	at Nicholls State
Jan. 21	at Sam Houston
Jan. 23	Texas-San Antonio
Jan. 28	Northwestern State
Jan. 30	McNeese State
Feb. 4	at Northwestern State
Feb. 6	at Northeast Louisiana
Feb. 11	Nicholls State
Feb. 13	Southeastern Louisiana
Feb. 18	Stephen F. Austin
Feb. 20	Sam Houston
Feb. 27	at Texas-San Antonio
March 3-6	Southland Conference Tournament

*-Ameritas Classic, Lincoln, Neb.

1997-98 Results

(17-11, 10-6)

L, 61-68	at Oklahoma
L, 57-79	at San Diego State
W, 70-68	Centenary
W, 68-64	at Texas Southern
L, 59-60	Coppin State*
W, 83-74	Texas Southern*
W, 73-55	Southwestern University
W, 77-64	Lamar
W, 82-64	Samford
L, 69-81	at Tulsa
W, 78-67	at Northeast Louisiana
W, 70-52	Texas-Arlington
W, 76-56	Stephen F. Austin
L, 56-74	at Nicholls State
W, 90-78	at Southeastern Louisiana
L, 56-59	at Sam Houston
L, 63-72	at McNeese State
L, 63-64 (OT)	Texas-San Antonio
L, 81-85	Nicholls State
W, 86-74	Southeastern Louisiana
W, 85-71	Sam Houston
W, 73-63	at Texas-Arlington
W, 70-66	at Stephen F. Austin
W, 68-67	Northeast Louisiana
L, 80-82 (OT)	Northwestern State
W, 76-65	at Texas-San Antonio
W, 90-87	Northeast Louisiana**
L, 71-79	Nicholls State**

*-Cyclone Challenge

**-Southland Conference Tournament

General Information

Location: San Marcos, Texas

Enrollment: 20,922

Founded: 1899

Nickname: Bobcats

Colors: Maroon and Gold

Conference: Southland

Home Arena: Strahan Coliseum (7,200)

President: Dr. Jerome Supple

Athletic Director: Jim Wacker

Coaching Staff

Head Coach: Mike Miller (East Texas State, '87)

Career Record: 56-53 in four years

Record at Southwest Texas State: same

Miller vs. NU: first meeting

Basketball Office Phone: (512) 245-3832

Best time to reach Miller: 10 a.m.-Noon

Assistant Coaches: Doug Novsek, Jim Elgas, Mike VandeGarde

Basketball Trainer: David Gish

Sports Information

SID Contact: Tony Brubaker

Office Phone: (512) 245-2966

Home Phone: (512) 357-6197

E-Mail Address: ab17@swt.edu

SID FAX Number: (512) 245-2967

Press Row Phone: (512) 245-2434

Web Site Address: www.swt.edu

SID Mailing Address: Jowers Center, Room 118, San Marcos, TX 78666

Key Media Contacts

Local Beat Writer

Randy Stevens, San Marcos Record, (512) 392-2458

Radio Network

Play-by-Play Announcer: Bill Culhane/Tony Brubaker

Contact Person: Bob Shrader

Flagship Station/Address: Southwest Texas, Old Main,

San Marcos, TX, 78666

Phone: (512) 245-3490

Husker-Bobcat Notes


♦ This is the first meeting between the Huskers and Southwest Texas.

Colgate Red Raiders

6/8:15 p.m. ♦ Saturday, Dec. 5, 1998 ♦ Bob Devaney Sports Center ♦ Ameritas Classic ♦ Lincoln, Neb.



Emmett Davis
Head Coach



Ben Wandtke
Forward

Top Returnees

Name	Pos.	Ht.	Wt.	Yr.	Pts.	Reb.
Ben Wandtke	F	6-6	220	Sr.	11.9	6.9
Chad Wiswall	F	6-5	225	Sr.	11.8	4.3
Chester Felts	G	6-3	182	Sr.	10.5	3.8
Pat Diamond	C	6-6	235	Jr.	5.5	5.4

Top Newcomers

Name	Pos.	Ht.	Wt.	Yr.
Rico Cabrera	F	6-5	195	Fr.
Pat Campolieta	F	6-6	230	Fr.
Jordan Harris	F	6-5	195	Fr.
LaMarr Datcher	G/F	6-5	195	Fr.

Key Losses

Name	Pos.	Ht.	Pts.	Reb.
Seth Schaeffer	G	6-3	17.6	2.3
Eric Gordon	G	5-11	5.0	2.1

1998-99 Schedule

Nov. 17	at Syracuse
Nov. 21	at Dartmouth
Nov. 27	at Marist*
Nov. 28	Vermont/Columbia*
Dec. 1	Delaware
	Ameritas Classic*
Dec. 4	Davidson**
Dec. 5	Nebraska/SW Texas State**
Dec. 8	Siena
Dec. 11	Harvard
Dec. 18	Keuka
Dec. 20	Cornell
Dec. 30	Manhattan
Jan. 3	at Canisius
Jan. 6	at Holy Cross
Jan. 9	Army
Jan. 13	at Lehigh
Jan. 16	at Pennsylvania
Jan. 20	Bucknell
Jan. 23	at Lafayette
Jan. 27	at Navy
Jan. 30	Holy Cross
Feb. 3	at Army
Feb. 7	Lehigh
Feb. 13	at Bucknell
Feb. 17	Lafayette
Feb. 20	Navy
Feb. 27-	Patriot League Tourney @
March 4	Army
	*-Marist Tournament
	**-Ameritas Classic, Lincoln, Neb.

1997-98 Results

(10-18, 5-7)

W, 80-73	Dartmouth
W, 63-59	at Cornell
L, 74-78	at Syracuse
L, 75-79 (OT)	at Marist
L, 53-69	at St. John's
W, 80-69	Marist
L, 64-69	at Seton Hall
W, 82-77	St. Mary's
L, 79-88	Canisius
L, 85-95	at Hofstra
L, 88-92	at Siena
W, 74-65	at Bucknell
L, 52-80	at Navy
L, 76-78 (OT)	Holy Cross
W, 94-69	Army
L, 62-79	at Manhattan
W, 91-71	Lehigh
L, 85-90	at Lafayette
W, 80-75	Bucknell
L, 70-84	Navy
L, 76-82	at Holy Cross
L, 66-72	at Harvard
W, 68-54	at Army
L, 65-81	Hofstra
L, 66-87	at Lehigh
L, 66-77	Lafayette
W, 84-83	Lehigh*
L, 77-83	Lafayette*

Husker-Red Raider Notes

♦ Colgate is the first team to appear in three Ameritas Classics. The Red Raiders also came to Lincoln for the tournament in 1992 and 1996.

♦ Nebraska defeated Colgate in the first round of the 1992 Ameritas Classic, but did not play the Red Raiders in 1996.

Series Results

Nebraska leads, 2-1

Date	Site	W/L	NU	Colgate
2-25-21	H	L	15	21
2-26-21	H	W	24	15
12-7-92	H	W	108	76

In Lincoln: Nebraska leads, 2-1

At Bob Devaney Sports Center: Nebraska leads, 1-0

General Information

Location: Hamilton, N.Y.
Enrollment: 2,700
Founded: 1819
Nickname: Red Raiders
Colors: Maroon, gray and white
Conference: Patriot League
Home Arena: Cotterell Court (3,100)
President: Neil R. Grabois
Athletic Director: Mark Murphy

Coaching Staff

Head Coach: Emmett Davis (St. Lawrence, '81)
Career Record: first year
Record at Colgate: first year
Davis vs. NU: first meeting
Basketball Office Phone: (315) 228-7571
Best time to reach Davis: 11 a.m.-Noon
Assistant Coaches: Rod Balanis, Dennis Csensits
Basketball Trainer: Bridgett Bokovitz

Sports Information

SID Contact: Bob Cornell
Office Phone: (315) 228-7602
Home Phone: (315) 824-3637
E-Mail Address: rcornell@mail.colgate.edu
SID FAX Number: (315) 228-7977
Press Row Phone: (315) 824-2310
SID Mailing Address: 13 Oak Drive, Hamilton, NY 13346

Key Media Contacts

Radio Network: WKXZ
Play-by-Play Announcer: Skip Barlow
Color: Matt Dowling
Flagship Station/Address: 43 Hale Street, Norwich, NY 13815
Phone: (607) 334-2218

Red Raider Outlook

1997-98 Record: 10-18, 5-7 in Patriot League (fourth)
Final 1998 National Ranking: None
1998 Postseason Play: None
Lettermen Returning/Lost: 10/3
Starters Returning/Lost: 4/1

Davidson Wildcats

6/8:15 p.m. ♦ Saturday, Dec. 5, 1998 ♦ Bob Devaney Sports Center ♦ Ameritas Classic ♦ Lincoln, Neb.



Bob McKillop
Head Coach



Stephen Marshall
Center

General Information

Location: Davidson, N.C.
Enrollment: 1,600
Founded: 1837
Nickname: Wildcats
Colors: Red and black
Conference: Southern
Home Arena: Belk Arena (5,700)
President: Robert F. "Bobby" Vagt
Athletic Director: James E. Murphy III

Coaching Staff

Head Coach: Bob McKillop (Hofstra '72)
Career Record: 138-120 in nine years
Record at Davidson: same
McKillop vs. NU: first meeting
Basketball Office Phone: (704) 892-2369
Best time to reach McKillop: Contact SID Office
Assistant Coaches: Steve Shurina, Jason Zimmerman, Matt Matheny
Basketball Trainer: Scott Applegate

Sports Information

SID Contact: Emil Parker
Office Phone: (704) 892-2374
Home Phone: (704) 892-0607
E-Mail Address: emparker@davidson.edu
SID FAX Number: (704) 892-2636
Press Row Phone: (704) 892-3324
SID Mailing Address: www.davidson.edu

Key Media Contacts

Local Beat Writer
Mike Whitmer, Charlotte Observer (704) 358-5757

Radio Network

Play-by-Play Announcer: Frank Santore
Phone: (423) 539-3511
Flagship Station/Address: WAGI-FM
Gaffney, S.C.

Wildcat Outlook

1997-98 Record: 20-10, 13-2 in Southern Conference (first)
Final 1998 National Ranking: None
1998 Postseason Play: NCAA Tournament, lost to Michigan in first round of South Regional
Lettermen Returning/Lost: 9/4
Starters Returning/Lost: 4/1

Top Returnees

Name	Pos.	Ht.	Wt.	Yr.	Pts.	Reb.
Stephen Marshall	C	6-8	225	Jr.	9.6	4.5
Ben Ebong	F	6-7	220	Sr.	9.4	6.2
Landry Kosmalski	F	6-7	215	Jr.	9.3	6.2
Davor Halbauer	G	6-3	185	Jr.	6.4	2.3

Top Newcomers

Name	Pos.	Ht.	Wt.	Yr.
Brian Turner	G/F	6-4	190	Fr.
Martin Ides	C	7-2	280	Fr.
Chris Pearson	F	6-7	210	Fr.

Key Losses

Name	Pos.	Ht.	Pts.	Reb.
Mark Donnelly	G	...	14.6	4.5
Billy Armstrong	G	...	4.0	1.4

1998-99 Schedule

Nov. 17	Duke*
Nov. 23	at Navy
Nov. 27	at Wake Forest
Nov. 30	Elon
	Ameritas Classic**
Dec. 4	Colgate*
Dec. 5	Nebraska/SW Texas State
Dec. 8	North Carolina-Charlotte
Dec. 12	Bowdoin
Dec. 19	Washington College
Dec. 29	at Massachusetts
Jan. 2	Appalachian State
Jan. 4	at VMI
Jan. 9	at East Tennessee State
Jan. 11	at UNC Greensboro
Jan. 16	Western Carolina
Jan. 18	The Citadel
Jan. 23	at Chattanooga
Jan. 25	VMI
Jan. 30	College of Charleston
Feb. 1	at Western Carolina
Feb. 3	Furman
Feb. 6	UNC Greensboro
Feb. 8	at Georgia Southern
Feb. 13	East Tennessee State
Feb. 16	at Wofford
Feb. 20	at Appalachian State
Feb. 25-28	Southern Conference Tournament @ Greensboro, NC

*-Charlotte, N.C.

**-Ameritas Classic, Lincoln, Neb.

1997-98 Results

(20-10, 13-2)

L, 65-100	at Duke
W, 72-53	New Hampshire
W, 89-68	Tufts
L, 56-61	Wake Forest
W, 91-46	Carnegie Mellon
L, 55-70	at UNC-Charlotte
W, 93-65	Wofford
L, 59-75	at SMU
L, 63-70	Kansas State*
W, 87-69	James Madison*
W, 79-57	Western Carolina
L, 59-74	at The Citadel
L, 89-103	at Siena
L, 58-61	VMI
W, 63-54	at Furman
W, 71-58	at East Tennessee State
L, 66-82	Massachusetts
W, 79-73	Western Carolina
W, 77-71	at Appalachian State
W, 53-52	Chattanooga
W, 69-68	at UNC Greensboro
W, 67-47	East Tennessee State
W, 76-59	UNC Greensboro
W, 90-66	at VMI
W, 68-58	Appalachian State
W, 75-58	Georgia Southern
W, 74-68	Georgia Southern**
W, 68-59	The Citadel**
W, 66-62	Appalachian State**
L, 61-80	Michigan***

*-Fiesta Bowl Classic, Tucson, Ariz.

**-Southern Conference Tournament

***-NCAA Tournament, Atlanta

Husker-Wildcat Notes

♦ This will be the first meeting between Nebraska and Davidson.

Creighton Bluejays

7:05 p.m. ♦ Wednesday, Dec. 9, 1998 ♦ Bob Devaney Sports Center ♦ Lincoln, Neb.



Dana Altman
Head Coach



Rodney Buford
Forward

General Information

Location: Omaha, Neb.
Enrollment: 6,226
Founded: 1878
Nickname: Bluejays
Colors: Blue and white
Conference: Missouri Valley
Home Arena: Omaha Civic Auditorium (9,493)
President: Rev. Michael G. Morrison, S.J.
Athletic Director: Bruce Rasmussen

Coaching Staff

Head Coach: Dana Altman (Eastern New Mexico '80)
Career Record: 137-126 in nine years
Record at Creighton: 54-59 in four years
Altman vs. NU: 4-9
Basketball Office Phone: (402) 280-1795
Best time to reach Altman: Weekday mornings, 9-11 a.m.
Assistant Coaches: Greg Gensing, Len Gordy, Kevin McKenna
Basketball Trainer: Steve Brace

Sports Information

SID Contact: Bobby Parker
Office Phone: (402) 280-2488
Home Phone: (402) 339-0628
E-Mail Address: bparker@creighton.edu
SID FAX Number: (402) 280-2495
Press Row Phone: (402) 444-4705
Web Site Address: www.creighton.edu/Athletics
SID Mailing Address: Vinardi Athletic Center, 2500 California Plaza, Omaha, NE 68178

Key Media Contacts

Local Beat Writer
 Rich Kaipust, Omaha World-Herald (402) 444-1000

Radio Network
Play-by-Play Announcer: T. Scott Marr
Color: Chris Peterson
Flagship Station/Address: WOW Radio, 5032 N. 72nd Street
Phone: (402) 573-5900

Bluejay Outlook

1997-98 Record: 18-10, 12-6 in Missouri Valley (second)
Final 1998 National Ranking: None
1998 Postseason Play: NIT, lost to Marquette in first round
Lettermen Returning/Lost: 11/2
Starters Returning/Lost: 3/2

Top Returnees

Name	Pos.	Ht.	Wt.	Yr.	Pts.	Reb.
Rodney Buford	F	6-5	195	Sr.	18.9	7.3
Doug Swenson	C	6-10	210	Sr.	11.3	4.4
Ryan Sears	G	6-0	167	So.	10.5	3.0
Corie Brandon	G	6-0	175	Sr.	7.2	2.9
Ben Walker	G	6-2	201	So.	5.6	4.2

Top Newcomers

Name	Pos.	Ht.	Wt.	Yr.
Donnie Johnson	C	6-7	210	Jr.
Nerijus Karlikanovas	F	6-8	230	Jr.

Key Losses

Name	Pos.	Ht.	Pts.	Reb.
Kevin Mungin	F	6-7	5.5	3.5
Joel Templeman	C	6-9	4.3	4.1

1998-99 Schedule

Nov. 14	Towson
Nov. 21	at UMKC
Nov. 25	at Iowa
Nov. 29	Centenary
Dec. 2	Baylor
Dec. 9	at Nebraska
Dec. 20	Oklahoma State
Dec. 22	Mississippi Valley State
Dec. 30	Bradley
Jan. 2	at Indiana State
Jan. 4	Evansville
Jan. 10	at Southwest Missouri State
Jan. 17	Indiana State
Jan. 20	at Evansville
Jan. 23	Illinois State
Jan. 27	at Bradley
Jan. 30	at Northern Iowa
Feb. 1	at Southern Illinois
Feb. 6	at Wichita State
Feb. 10	Northern Iowa
Feb. 14	at Illinois State
Feb. 17	Southwest Missouri State
Feb. 20	Drake
Feb. 22	Wichita State
Feb. 26	Missouri Valley Tournament
March 1	@ St. Louis, Mo.

1997-98 Results (18-10, 12-6)

W, 81-59	UMKC
L, 70-86	at Oklahoma State
L, 66-69	at Oral Roberts
W, 67-51	Grambling State
W, 81-70	Wyoming
W, 84-73	Nebraska
L, 62-71	Illinois State
W, 100-78	Southern
W, 79-70	at Towson
W, 83-75	at Northern Iowa
W, 86-54	Drake
L, 70-75	at Indiana State
L, 54-72	at SW Missouri State
W, 80-67	Indiana State
L, 58-61	Bradley
W, 94-80	SW Missouri State
W, 72-56	at Drake
W, 75-72 (OT)	at Wichita State
W, 63-61	at Southern Illinois
W, 85-76	at Evansville
W, 91-73	Southern Illinois
W, 80-66	Evansville
W, 79-69	Wichita State
W, 74-62	Northern Iowa
L, 67-80	at Illinois State
L, 63-76	at Bradley
L, 68-76	Bradley*
L, 68-80	at Marquette**

*-Missouri Valley Conference Tourney
 **-National Invitation Tournament

Husker-Bluejay Notes

- ◆ Creighton defeated the Huskers last season, ending a seven-game NU win streak, the longest winning streak in the series by either team.
- ◆ Creighton was 4-3 against Nebraska from 1922-23 through 1931-32, but since the series resumed in 1977-78, the Huskers are 17-6 vs. their instate rival. Nebraska holds an 11-2 series lead in games played in Lincoln, including an 11-0 advantage in the Devaney Center.
- ◆ Nebraska has won the past four meetings in the Sports Center by an average of 23.3 points.
- ◆ For full Nebraska-Creighton series results, please see page 116.

Colorado State Rams

7:05 p.m. ♦ Saturday, Dec. 12, 1998 ♦ Moby Arena ♦ Fort Collins, Colo.



Ritchie McKay
Head Coach



John Ford
Forward

Top Returnees

Name	Pos.	Ht.	Wt.	Yr.	Pts.	Reb.
Milt Palacio	G	6-3	195	Sr.	9.8	3.6
Andre McKanstry	G	6-1	180	Sr.	3.8	1.0

Top Newcomers

Name	Pos.	Ht.	Wt.	Yr.
Sam Adamo	G	6-3	180	Fr.
David Fisher	F	6-10	220	So.
Shawn Harris	G/F	6-6	190	Jr.
Erik Smith	G	6-3	180	Fr.

Key Losses

Name	Pos.	Ht.	Pts.	Reb.
Jameel Mahmud	G	5-11	13.7	3.0
Bryan Christiansen	F	6-5	11.1	5.0
Matt Barnett	F	6-5	9.1	7.6

1998-99 Schedule

Nov. 14	McNeese State
Nov. 17	at Colorado
Nov. 21	Montana Tech
Nov. 25	at Texas-Pan American
Nov. 28	Eastern Michigan
Dec. 1	at Oregon State
Dec. 5	at Utah State
Dec. 9	at South Alabama
Dec. 12	Nebraska
Dec. 20	Denver
Dec. 30	South Alabama
Jan. 2	Nevada
Jan. 9	at Tulsa
Jan. 11	at Rice
Jan. 14	TCU
Jan. 16	SMU
Jan. 23	Wyoming
Jan. 28	at Air Force
Jan. 30	at UNLV
Feb. 4	Rice
Feb. 6	Tulsa
Feb. 11	at SMU
Feb. 13	at TCU
Feb. 20	at Wyoming
Feb. 25	UNLV
Feb. 27	Air Force
March 2-6	WACTournament @ Las Vegas

1997-98 Results

(20-9, 8-6)

W, 85-61	Simon Fraser
W, 108-47	Northern Colorado
L, 57-64	at Nebraska
W, 63-60	at Nevada
W, 91-68	Colorado
W, 71-47	Troy State
W, 74-65	Eastern Washington
W, 86-82 (OT)	at Texas A&M
W, 69-62	Cleveland State
W, 58-41	at San Jose State
W, 71-55	at McNeese State
W, 68-59	Utah State
W, 80-67	UTEP
L, 64-78	New Mexico
L, 51-65	at Utah
W, 55-44	at Brigham Young
W, 81-52	San Jose State
W, 53-46	at Wyoming
W, 60-57	UNLV
W, 79-59	Air Force
W, 64-58	at UTEP
L, 62-77	at New Mexico
W, 83-74	Brigham Young
L, 48-60	Utah
L, 64-69 (OT)	Wyoming
W, 64-54	at Air Force
L, 66-78	at UNLV
L, 71-76	SMU*
L, 65-77	Minnesota**

*-WACTournament

**-National Invitation Tournament

General Information

Location: Fort Collins, Colo.
Enrollment: 22,344
Founded: 1870
Nickname: Rams
Colors: Green and gold
Conference: Western Athletic Conference
Home Arena: Moby Arena (9,001)
President: Dr. Albert C. Yates
Athletic Director: Tim Weiser

Coaching Staff

Head Coach: Ritchie McKay
Career Record: 24-29 in two years
Record at Colorado State: first year
McKay vs. NU: first meeting
Basketball Office Phone: (970) 491-6232
Best time to reach McKay: weekday mornings
Assistant Coaches: Dale Layer, Brad Soucie, Scott Diedrickson
Basketball Trainer: Mike Biggs

Sports Information

SID Contact: Gary Ozzello
Office Phone: (970) 491-5067
Home Phone: (970) 493-5574
E-Mail Address: ramsid@lamar.colostate.edu
SID FAX Number: (970) 491-1348
Press Row Phone: (970) 491-3981
Web Site Address: www.csurams.com
SID Mailing Address: Colorado State Media Relations,
215 D Moby Arena, Fort Collins, CO 80523-0120

Key Media Contacts

Local Beat Writer
Tony Phifer, The Coloradoan, (970) 224-7750

Radio Network

Play-by-Play Announcer: Wyatt Thompson
Color Announcer: Mitch Hyder
Flagship Station/Address: KIIIX Radio, 1612 LaPorte
Fort Collins, CO 80521
Phone: (970) 484-5449

Ram Outlook

1997-98 Record: 20-9, 8-6 in WAC (fourth in division)
Final 1998 National Ranking: None
1998 Postseason Play: NIT, lost to Minnesota in first round
Lettermen Returning/Lost: 3/6
Starters Returning/Lost: 1/4

Husker-Ram Notes

♦ Nebraska defeated CSU 91-83 in Fort Collins in the first round of the 1996 NIT, which NU went on to win.

♦ Nebraska holds an 8-2 edge in the series and has won the past four meetings with the Rams. Nebraska also won the first three series meetings, before CSU won two of three from 1972-1981.

♦ For full Nebraska-Colorado State series results, please see page 116.

Minnesota Golden Gophers

7:05 p.m. ♦ Saturday, December 19, 1998 ♦ Bob Devaney Sports Center ♦ Lincoln, Neb.



Clem Haskins
Head Coach



Kevin Clark
Guard

General Information

Location: Minneapolis, Minn.
Enrollment: 37,615
Founded: 1851
Nickname: Golden Gophers
Colors: Maroon and gold
Conference: Big Ten
Home Arena: Williams Arena (14,625)
President: Mark Yudof
Athletic Director: Dr. Mark Dienhart

Coaching Staff

Head Coach: Clem Haskins (Western Kentucky '67)
Career Record: 324-227 in 18 years
Record at Minnesota: 223-154 in 12 years
Haskins vs. NU: 3-2
Basketball Office Phone: (612) 625-3085
Best time to reach Haskins: Weekday mornings
Assistant Coaches: Bobby Jones, Bill Brown, Brent Haskins
Basketball Trainer: Roger Schipper

Sports Information

SID Contact: Bill Crumley
Office Phone: (612) 625-4090
Home Phone: (612) 425-5886
E-Mail Address: crum1001@maroon.tc.umn.edu
SID FAX Number: (612) 625-0359
Press Row Phone: (612) 625-1308
Web Site Address: <http://gophersports.com>
SID Mailing Address: Sports Information Office, 516 15th Avenue SE,
Minneapolis, MN 55454

Key Media Contacts

Local Beat Writer
Gary Olson, St. Paul Pioneer Press (612) 228-5516

Radio Network
Play-by-Play Announcer: Ray Christensen
Flagship Station/Address: WCCO AM, 625 Second Avenue South,
Minneapolis, MN 55402
Phone: (612) 370-0611

Golden Gopher Outlook

1997-98 Record: 20-15, 6-10 in Big Ten (eighth)
Final 1998 National Ranking: None
1998 Postseason Play: 5-0 in NIT, NIT Champions
Lettermen Returning/Lost: 7/3
Starters Returning/Lost: 3/2

Top Returnees

Name	Pos.	Ht.	Wt.	Yr.	Pts.	Reb.
Quincy Lewis	F	6-7	215	Sr.	14.5	5.6
Kevin Clark	G	6-2	180	Sr.	11.6	4.1
Miles Tarver	F	6-8	230	Sr.	4.4	6.3
Kyle Sanden	F/C	6-11	260	So.	4.4	2.3

Top Newcomers

Name	Pos.	Ht.	Wt.	Yr.
Kevin Burleson	G	6-3	190	Fr.
Joel Pryzbilla	C	7-0	250	Fr.
Nick Sinville	F	6-6	225	Fr.

Key Losses

Name	Pos.	Ht.	Pts.	Reb.
Sam Jacobson	G/F	6-6	18.2	5.2
Eric Harris	G	6-3	13.6	2.8

1998-99 Schedule

Nov. 21	Appalachian State
Nov. 24	Seton Hall
Nov. 28	Winthrop
Nov. 30	Oregon
Dec. 4	at Fresno State
Dec. 12	Eastern Michigan
Dec. 16	Cincinnati
Dec. 19	at Nebraska
Dec. 22	Montana State
Dec. 29	Sacramento State
Jan. 2	at Purdue
Jan. 6	Northwestern
Jan. 9	Penn State
Jan. 13	at Michigan State
Jan. 16	Iowa
Jan. 20	Michigan
Jan. 23	at Ohio State
Jan. 26	Indiana
Jan. 30	at Wisconsin
Feb. 3	Illinois
Feb. 7	at Michigan
Feb. 10	at Iowa
Feb. 13	Michigan State
Feb. 17	at Penn State
Feb. 23	Purdue
Feb. 27	at Northwestern
March 4-7	Big Ten Tournament*

*-United Center, Chicago

1997-98 Results

(20-15, 6-10)

W, 68-55	Villanova*
L, 64-75	Utah State**
L, 63-64	Alabama
W, 67-57	Campbell
W, 65-58	Eastern Michigan
W, 63-46	Western Carolina
L, 66-70	Nebraska
L, 71-81	at Cincinnati
W, 92-72	Fresno State
W, 100-56	Sacramento State
W, 95-45	Florida Atlantic
L, 79-83	Purdue
L, 59-66	at Northwestern
L, 68-75	at Penn State
L, 60-74	Michigan State
L, 69-82	Iowa
L, 57-65	at Michigan
W, 76-53	Ohio State
W, 58-48	Wisconsin
L, 82-95	at Indiana
L, 56-68	at Illinois
W, 88-78	Michigan
W, 73-71	at Iowa
L, 59-71	at Michigan State
W, 82-77	Penn State
L, 83-87	at Purdue
W, 59-54	Northwestern
W, 64-56	Northwestern***
W, 76-73	Michigan State***
L, 69-85	Michigan***
W, 77-65	Colorado State%
W, 79-66	Alabama-Birmingham%
W, 73-71	Marquette%
W, 91-89(OT)	Fresno State%
W, 79-72	Penn State%

*-Target Center; **-Preseason NIT;

***-Big Ten Tournament; %-NIT

Husker-Golden Gopher Notes

♦ This is the 57th scheduled meeting between the two schools with Minnesota holding a commanding 44-12 advantage. The two teams have split four games in the past three seasons.

♦ Nebraska Assistant Coach Jimmy Williams served in a similar capacity at Minnesota from 1971-1986.


♦ Please see pages 117-118 for full NU-Minnesota series results.

San Francisco Dons

9 p.m. ♦ Sunday, Dec. 27, 1998 ♦ War Memorial Gymnasium ♦ San Francisco, Calif.



Philip Mathews
Head Coach



Ali Thomas
Guard

General Information

Location: San Francisco, Calif.
Enrollment: 8,000
Founded: 1855
Nickname: Dons
Colors: Green and gold
Conference: West Coast Conference
Home Arena: War Memorial Gymnasium (5,300)
President: Rev. John Schlegel, S.J.
Athletic Director: Dr. Bill Hogan

Coaching Staff

Head Coach: Philip Mathews (UC Irvine, '72)
Career Record: 51-35 in three years
Record at USF: same
Mathews vs. NU: first meeting
Basketball Office Phone: (415) 422-6950
Best time to reach Mathews: weekday mornings
Assistant Coaches: Bill Carr, John Wade, Phil Galvin
Basketball Trainer: Walter Hayes

Sports Information

SID Contact: Peter Simon
Office Phone: (415) 422-6161
Home Phone: (650) 875-3667
E-Mail Address: simon@usfca.edu
SID FAX Number: (415) 422-2929
Press Row Phone: (415) 422-2919
Web Site Address: www.usfca.edu/athletics
SID Mailing Address: 2130 Fulton Street, San Francisco, CA 94117-1080

Key Media Contacts

Local Beat Writer
 Jake Curtis, San Francisco Chronicle, (415) 777-7201 and
 Bruce Adams, San Francisco Examiner, (415) 777-7750

Radio Network: KNEW--910 AM
Play-by-Play Announcer: Pat Olson
Address: c/o KNBR, 55 Hawthorne Street, San Francisco, CA 94105
Phone: (415) 995-6805

Dons Outlook

1997-98 Record: 19-11, 7-7 in West Coast Conference (tie, fourth)
Final 1998 National Ranking: None
1998 Postseason Play: NCAA Tournament, lost to Utah in first round
Lettermen Returning/Lost: 4/9
Starters Returning/Lost: 2/3

Top Returnees

Name	Pos.	Ht.	Wt.	Yr.	Pts.	Reb.
Ali Thomas	G	6-2	175	So.	11.1	2.2
Gerald Zimmerman	G	6-6	215	Sr.	10.1	4.3
Dony Wilcher	G	5-10	190	So.	4.4	0.9

Top Newcomers

Name	Pos.	Ht.	Wt.	Yr.
Hondre Brewer	C	6-11	225	Fr.
Eugene Brown	F	6-9	220	Fr.
James Lee	F	6-6	200	So.
Terrence Moore	F	6-7	270	Jr.
Russell Hinder	F	6-9	215	Fr.

Key Losses

Name	Pos.	Ht.	Pts.	Reb.
Hakeem Ward	F	6-6	17.0	6.2
Damian Cantrell	F	6-6	10.9	9.7
M.J. Nodilo	G	6-4	10.1	1.7

1998-99 Schedule

Nov. 18	at UC Santa Barbara		
Nov. 23	St. Louis		
Nov. 26-28	Puerto Rico Holiday Classic*	W, 75-59	at UC-Irvine
Dec. 1	Montana State	L, 56-80	at Saint Louis
Dec. 4	Holy Cross**	W, 84-52	San Jose State
Dec. 5	Rice/Weber State**	W, 59-50	California
Dec. 8	at Montana State	W, 85-36	Monmouth
Dec. 12	at Fairfield	W, 64-60	Richmond
Dec. 20	at Indiana	W, 85-56	Idaho State*
Dec. 23	at Rhode Island	L, 82-107	at Purdue*
Dec. 27	Nebraska	W, 71-60	UC Santa Barbara
Dec. 29	St. Joseph's***	L, 52-65	Indiana**
Dec. 30	Santa Clara/Harvard***	W, 56-46	at Lamar
Jan. 8	San Diego	W, 66-46	Belmont
Jan. 9	St. Mary's	W, 64-61 (OT)	at San Diego
Jan. 15	at Loyola Marymount	L, 68-85	at St. Mary's
Jan. 16	at Pepperdine	W, 85-61	Loyola Marymount
Jan. 22	Gonzaga	L, 58-63	Pepperdine
Jan. 23	Portland	L, 57-63	Santa Clara
Jan. 28	at Portland	W, 83-75 (OT)	at Santa Clara
Jan. 30	at Gonzaga	L, 72-76 (OT)	at Gonzaga
Feb. 3	at Santa Clara	L, 62-69	at Portland
Feb. 6	Santa Clara	W, 75-63	Portland
Feb. 12	Pepperdine	L, 69-85	Gonzaga
Feb. 13	Loyola Marymount	L, 61-65	at Pepperdine
Feb. 18	at St. Mary's	W, 86-52	at Loyola Marymount
Feb. 20	at San Diego	W, 109-83	St. Mary's
Feb. 27-	West Coast Conference Tournament @ Santa Clara	W, 81-59	San Diego
		W, 83-66	St. Mary's***
		W, 85-63	at Santa Clara***
		W, 80-67	Gonzaga***
		L, 68-85	Utah%

1997-98 Results (19-11, 7-7)

*-Puerto Rico Holiday Shootout, San Juan
 **-Northwestern Mutual Classic
 ***-Cable Car Classic

%-Purdue Invitational; **-Pete Newell Classic; ***-WCC Tournament, Santa Clara
 %-NCAA Tournament, Boise, Idaho

Husker-Dons Notes

♦ Nebraska posted a 66-60 win in the school's only meeting in the 1986 Rochester (N.Y.) Classic, in Danny Nee's first year as head coach.

Series Results

Nebraska leads, 1-0

Date	Site	W/L	NU	USF
12-30-86	N	W	66	60


At Neutral Sites: Nebraska leads, 1-0

UMKC Kangaroos

7 p.m. ♦ Wednesday, Dec. 30, 1998 ♦ Municipal Auditorium ♦ Kansas City, Mo.



Bob Sundvold
Head Coach



Nick Richmond
Guard

General Information

Location: Kansas City, Mo.
Enrollment: 13,000
Founded: 1933
Nickname: Kangaroos
Colors: Blue and gold
Conference: Mid-Continent
Home Arena: Municipal Auditorium (9,827)
Chancellor: Dr. Eleanor Brantley Schwartz
Interim Athletic Director: Ed Grom

Coaching Staff

Head Coach: Bob Sundvold (South Dakota State '77)
Career Record: 101-73 in six years
Record at UMKC: 19-35 in two years
Sundvold vs. NU: 0-1
Basketball Office Phone: (816) 235-2718
Best time to reach Sundvold: Mornings
Assistant Coaches: Bernie Pearson, Brian Ostermann, Mike Sharpe
Basketball Trainer: Darren Odum

Sports Information

SID Contact: Geoff Hill
Office Phone: (816) 235-5475
Home Phone: (816) 524-2713
E-Mail Address: hillge@umkc.edu
SID FAX Number: (816) 235-1035
Press Row Phone: (816) 871-3780
Web Site Address: www.umkc.edu/athletics
SID Mailing Address: 5100 Rockhill Road, SRC 207,
Kansas City, MO 64110-2499

Key Media Contacts

Local Beat Writer

David Boyce, Kansas City Star, (816) 234-4355

Radio Network

Play-by-Play Announcer: Duke Frye
Contact Person: Chad Harberts
Flagship Station/Address: KPHN/1190 AM
5100 Rockhill Road, SRC 207, Kansas City, MO 64110-2499
Phone: (816) 235-1034

Kangaroo Outlook

1997-98 Record: 9-18, 7-9 in Mid-Continent (sixth)
Final 1998 National Ranking: None
1998 Postseason Play: None
Lettermen Returning/Lost: 9/3
Starters Returning/Lost: 4/1

Top Returnees

Name	Pos.	Ht.	Wt.	Yr.	Pts.	Reb.
Jimmy Keller	C	6-5	208	Sr.	11.2	5.7
Sherod Dent	F	6-4	209	Jr.	9.8	4.1
Eddie Smith	G	6-0	170	Sr.	9.4	3.2
Nick Richmond	G	6-2	172	Sr.	8.6	1.9
Jack Savage	F	6-4	206	So.	6.2	4.3

Top Newcomers

Name	Pos.	Ht.	Wt.	Yr.
Robby Graves	G	6-2	190	Fr.
Will Palmer	F	6-7	225	Fr.
Marc Stricker	G	6-3	180	Fr.

Key Loss

Name	Pos.	Ht.	Pts.	Reb.
Anthony Perry	G	6-2	6.6	2.4

1998-99 Schedule

Nov. 14	at South Alabama
Nov. 18	Creighton
Nov. 21	William Penn
Nov. 23	at SW Missouri State
Nov. 27	Illinois State
Nov. 28	So. Mississippi or Hofstra
Nov. 29	Consolation/Championship
Dec. 5	at Valparaiso
Dec. 7	at IUPUI
Dec. 12	at Wisconsin-Milwaukee
Dec. 16	Texas-San Antonio
Dec. 19	at Kansas State
Dec. 22	Cal Poly SLO
Dec. 30	Nebraska
Jan. 2	Chicago State
Jan. 4	Western Illinois
Jan. 7	Oral Roberts
Jan. 9	at Southern Utah
Jan. 14	at Youngstown State
Jan. 16	at Oakland
Jan. 21	Southern Utah
Jan. 28	at Western Illinois
Jan. 30	at Chicago State
Feb. 4	Valparaiso
Feb. 6	IUPUI
Feb. 10	at Denver
Feb. 13	at Oral Roberts
Feb. 18	Oakland
Feb. 20	Youngstown State
Feb. 28-	Mid-Continent Tournament
March 2	@ Moline, Ill.

*-Honolulu Thanksgiving Shootout

1997-98 Results

(9-18, 7-9)

L, 59-81	at Creighton
L, 81-82	at Texas-San Antonio
L, 61-102	at Texas A&M
W, 74-62	Doane
L, 61-79	at Northern Iowa
L, 50-71	Kansas State
L, 60-75	Youngstown State
W, 66-54	Denver
L, 59-68	Saint Louis
L, 52-79	South Alabama
L, 68-80	Valparaiso
L, 78-79	at Cal Poly SLO
L, 63-85	at Western Illinois
W, 88-62	at Northeastern Illinois
L, 69-79	at Chicago State
L, 63-65	Oral Roberts
W, 80-51	Southern Utah
W, 81-67	at Buffalo
W, 71-64(OT)	Western Illinois
W, 89-65	Chicago State
W, 83-67	Northeastern Illinois
L, 62-71	at Southern Utah
L, 75-89	at Oral Roberts
L, 47-69	at Youngstown State
W, 78-68	Buffalo
L, 65-75	at Valparaiso
L, 59-75	Youngstown State*

*-Mid-Continent Tournament

Husker-Kangaroo Notes


- ♦ The two teams met for eight straight years, before a one-year hiatus in 1997-98. The Huskers have won all nine meetings in the series, including a 4-0 mark in Kansas City.
- ♦ Two of the meetings in K.C. have been decided by three points or less.
- ♦ For full NU-UMKC series results, please see page 118.

Missouri Tigers

7 p.m. ♦ Saturday, Jan. 2, 1999 ♦ Hearnese Center ♦ Columbia, Mo.
3 p.m. (ESPN-Plus) ♦ Saturday, Feb. 6, 1999 ♦ Bob Devaney Sports Center ♦ Lincoln, Neb.



Norm Stewart
Head Coach



Albert White
Forward

General Information

Location: Columbia, Mo.
Enrollment: 22,500
Founded: 1839
Nickname: Tigers
Colors: Old gold and black
Conference: Big 12
Home Arena: Hearnese Center (13,300)
Chancellor: Dr. Richard L. Wallace
Athletic Director: Mike Alden

Coaching Staff

Head Coach: Norm Stewart (Missouri '56)
Career Record: 711-366 in 37 years
Record at Missouri: 614-324 in 31 years
Stewart vs. NU: 46-27
Basketball Office Phone: (573) 882-3463
Best time to reach Stewart: Weekdays, 9 a.m.-Noon
Assistant Coaches: Kim Anderson, Rich Daly, TBA
Basketball Trainer: Pat Beckmann

Sports Information

SID Contact: Chad Moller
Office Phone: (573) 882-3241
Home Phone: (573) 474-6620
E-Mail Address: mollerc@missouri.edu
SID FAX Number: (573) 882-4720
Press Row Phone: (573) 882-1442
Web Site Address: www.mutigers.edu
SID Mailing Address: Sports Information Office,
P.O. Box 677, Hearnese Center, Columbia, MO 65205

Key Media Contacts

Local Beat Writer
James Horne, Columbia Daily Tribune (573) 815-1788

Radio Network

Play-by-Play Announcer: Mike Kelly
Color: Gary Link
Contact Person: Jim Buckle
Flagship Station/Address: Tiger Network, P.O. Box 104180, Jefferson
City, MO 65110-4180
Phone: (573) 893-7200

Tiger Outlook

1997-98 Record: 17-15, 8-8 in Big 12 (tie, fifth)
Final 1998 National Ranking: None
1998 Postseason Play: NIT, lost in first round to UAB
Lettermen Returning/Lost: 8/3
Starters Returning/Lost: 3/2

Top Returnees

Name	Pos.	Ht.	Wt.	Yr.	Pts.	Reb.
John Woods	G	6-3	202	Sr.	11.4	2.4
Albert White	F	6-5	238	Jr.	10.9	4.8
Monte Hargde	C	6-11	335	Sr.	7.0	5.9
Brian Grawer	G	6-0	166	So.	5.9	2.4

Top Newcomers

Name	Pos.	Ht.	Wt.	Yr.
Keyon Dooling	G	6-3	180	Fr.
Clarence Gilbert	G	6-2	180	Fr.

Key Losses

Name	Pos.	Ht.	Pts.	Reb.
Kelly Thames	F	6-8	14.8	6.0
Tyron Lee	F/G	6-6	11.6	5.2
Dibi Ray	G	5-10	2.3	1.5

1998-99 Schedule

Nov. 13	Jackson State
Nov. 18	SW Missouri State*
Nov. 23	Austin Peay
Nov. 29	Southwest Texas State
Dec. 1	Nicholls State
Dec. 5	Idaho
Dec. 9	Arkansas-Pine Bluff
Dec. 12	at SMU
Dec. 19	at Iowa
Dec. 22	Illinois**
Dec. 30	Centenary
Jan. 2	Nebraska
Jan. 6	at Kansas State
Jan. 9	at Texas A&M
Jan. 11	Kansas
Jan. 16	at Colorado
Jan. 24	at Kansas
Jan. 27	Kansas State
Jan. 30	Baylor
Feb. 3	Texas Tech
Feb. 6	at Nebraska
Feb. 8	at Iowa State
Feb. 13	Colorado
Feb. 15	Oklahoma
Feb. 20	at Oklahoma State
Feb. 24	Iowa State
Feb. 27	at Texas
March 4-7	Big 12 Tournament @ Kansas City, Mo.

*-Preseason NIT
**-St. Louis, Mo.

1997-98 Results (17-15, 8-8)

W, 85-64	Western Carolina
W, 45-42	DePaul*
L, 59-82	Duke*
L, 55-77	Kentucky*
L, 70-78	Coppin State
L, 46-75	at Arkansas
W, 85-67	Oral Roberts
W, 65-64	Southeast Missouri State
W, 79-56	Sam Houston State
W, 75-69	Illinois**
W, 83-79	Maryland
L, 56-111	at Kansas State
W, 91-69	Texas
L, 62-75	at Iowa State
W, 70-64	Oklahoma State
L, 78-81	at Colorado
W, 74-73	Kansas
W, 80-79 (OT)	Iowa
L, 65-74	at Wake Forest
L, 60-80	at Texas Tech
W, 63-56	Iowa State
W, 81-76 (OT)	Nebraska
L, 70-80	at Kansas
L, 80-89	at Baylor
W, 73-60	Texas A&M
L, 66-67 (OT)	at Nebraska
L, 76-80	at Oklahoma
W, 86-67	Colorado
W, 89-59	Kansas State
W, 74-55	Iowa State***
L, 53-58	Oklahoma***
L, 86-93	Alabama-Birmingham%


*-Maui Invitational, Lahaina, Hawaii
**-St. Louis, Mo.
***-Big 12 Tournament, Kansas City, Mo.
%-National Invitation Tournament

Texas Longhorns

3 p.m. (ESPN-Plus) ♦ Sunday, Jan. 10, 1999 ♦ Bob Devaney Sports Center ♦ Lincoln, Neb.



Rick Barnes
Head Coach



Kris Clack
Forward

General Information

Location: Austin, Texas
Enrollment: 48,917
Founded: 1883
Nickname: Longhorns
Colors: Burnt orange and white
Conference: Big 12
Home Arena: Frank Erwin Special Events Center (16,175)
President: Dr. Larry Faulkner
Athletics Director: DeLoss Dodds

Coaching Staff

Head Coach: Rick Barnes (Lenoir-Rhyne, '77)
Career Record: 202-134 in 11 years
Record at Texas: first season
Barnes vs. NU: first meeting
Basketball Office Phone: (512) 471-5816
Best time to reach Barnes: Contact SID Office
Assistant Coaches: Ricky Stokes, Brian Cousins, Ed Kohtala
Basketball Trainer: Tom McVan

Sports Information

SID Contact: Scott McConnell
Office Phone: (512) 471-1345
Home Phone: (512) 899-3317
E-Mail Address: smcconnell@athletics.utexas.edu
SID FAX Number: (512) 471-6040
Press Row Phone: (512) 471-4246
Web Site Address: www.TexasSports.com
SID Mailing Address: Texas Sports Information, P.O. Box 7399,
 Austin, TX 78713

Key Media Contacts

Local Beat Writer
 Randy Riggs, Austin-American Statesman (512) 445-3957

Radio Network

Play-by-Play Announcer: Bill Schoening
Color: Craig Way
Contact Person: Scott Willingham
Flagship Station/Address: Host Communications, 1120 Capitol of
 Texas Highway, Building 3, Suite 206,
 Austin, TX 78703
Phone: (512) 328-8282

Longhorn Outlook

1997-98 Record: 14-17, 6-10 in Big 12 (10th)
Final 1998 National Ranking: None
1998 Postseason Play: None
Lettermen Returning/Lost: 4/4
Starters Returning/Lost: 4/1

Top Returnees

Name	Pos.	Ht.	Wt.	Yr.	Pts.	Reb.
Kris Clack	F	6-5	235	Sr.	17.3	6.5
Chris Mihm	C	7-0	262	So.	12.4	8.0
Gabe Muoneke	F	6-7	250	Jr.	10.4	5.7
DeJuan Vazquez	G	6-4	225	Sr.	7.5	3.3

Top Newcomers

Name	Pos.	Ht.	Wt.	Yr.
William Clay	G	6-2	185	Jr.

Key Losses

Name	Pos.	Ht.	Pts.	Reb.
Luke Axtell	F	6-9	13.3	4.3
Ira Clark	F/C	6-8	6.2	3.9
Brandy Perryman	G	6-2	5.8	0.9

1998-99 Schedule

Nov. 17	at Houston
Nov. 21	South Florida
Nov. 25	at Arizona
Nov. 29	Georgia
Dec. 2	at Oral Roberts
Dec. 5	at San Diego
Dec. 12	Utah
Dec. 15	Wisconsin
Dec. 19	at LSU
	Rainbow Classic*
Dec. 28	Mississippi State*
Dec. 29	Princeton/Florida State*
Dec. 30	Murray State/UNC Charlotte/ SW Louisiana/Hawaii*
Jan. 2	at Colorado
Jan. 6	Iowa State
Jan. 10	at Nebraska
Jan. 13	Baylor
Jan. 16	Kansas State
Jan. 18	at Kansas
Jan. 23	Oklahoma State
Jan. 25	at Oklahoma
Jan. 31	Massachusetts
Feb. 3	Texas A&M
Feb. 6	at Texas Tech
Feb. 10	Oklahoma
Feb. 14	at Oklahoma State
Feb. 17	Texas Tech
Feb. 20	at Texas A&M
Feb. 24	at Baylor
Feb. 27	Missouri
March 4-7	Big 12 Tournament @ Kansas City, Mo.

*-Rainbow Classic, Honolulu, Hawaii

1997-98 Results

(14-17, 6-10)

L, 56-62	Princeton*
L, 87-89	Georgia*
W, 116-94	North Texas
W, 98-70	Liberty
L, 76-94	at Georgia
W, 78-62	American
L, 81-88	Arizona
W, 85-82	Florida
W, 69-63	Louisiana State
L, 80-105	at Illinois
W, 89-71	Houston
L, 81-87	Baylor
L, 69-91	at Missouri
L, 72-102	Kansas
L, 75-91	at Oklahoma
W, 88-79	Texas Tech
W, 105-91	Nebraska
L, 82-90	at Fresno State
L, 82-85	at Iowa State
W, 88-73	Oklahoma State
W, 81-80	at Texas A&M
L, 74-81	Oklahoma
L, 79-83	at Kansas State
W, 82-80	at Texas Tech
W, 87-74	Texas A&M
L, 75-80	at Baylor
L, 58-80	at Oklahoma State
L, 64-81	Colorado
W, 86-83	Texas Tech**
W, 65-64	Oklahoma State**
L, 55-68	Oklahoma**

*-Meadowlands, N.J.

**-Big 12 Tournament



Kansas State Wildcats

7:05 p.m. ♦ Wednesday, Jan. 13, 1999 ♦ Bob Devaney Sports Center ♦ Lincoln, Neb.
7:05 p.m. ♦ Wednesday, Feb. 24, 1999 ♦ Bramlage Coliseum ♦ Manhattan, Kan.



*Tom Asbury
Head Coach*



*Shawn Rhodes
Center/Forward*

Wildcat Outlook

1997-98 Record: 17-12, 7-9 in Big 12 (tie 7th)
Final 1998 National Ranking: None
1998 Postseason Play: NIT, lost to North Carolina State in first round
Lettermen Returning/Lost: 10/4
Starters Returning/Lost: 4/1

Top Returnees

Name	Pos.	Ht.	Wt.	Yr.	Pts.	Reb.
Manny Dies	F	6-9	230	Sr.	15.7	7.6
Shawn Rhodes	C/F	6-11	245	Sr.	11.2	5.5
Ayome May	G/F	6-5	200	Sr.	7.6	3.5
Duane Davis	G	5-11	175	Jr.	7.2	1.5

Top Newcomers

Name	Pos.	Ht.	Wt.	Yr.
Cortez Grooves	G	6-5	185	Jr.
Josh Kimm	G	6-1	180	Fr.
Tony Kitt	F	6-8	225	Jr.
Travis Reynolds	F	6-7	200	Fr.

Key Losses

Name	Pos.	Ht.	Pts.	Reb.
A. Swartzendruber	G	6-1	9.6	3.8
Marcus McCollough	G/F	6-5	6.3	3.3

1998-99 Schedule

Nov. 13	St. Mary's (Calif.)
Nov. 16	Cal-State Fullerton
Nov. 18	Washburn Maui Classic*
Nov. 23	Indiana*
Nov. 24	Utah/Arizona State*
Nov. 25	Chaminade/Syracuse/ Clemson/Michigan*
Nov. 29	Georgia State
Dec. 1	Loyola-Chicago
Dec. 8	Wichita State
Dec. 12	at Long Beach State
Dec. 19	Missouri-Kansas City
Dec. 21	Coppin State
Dec. 28	at St. Louis
Jan. 2	at Oklahoma State
Jan. 6	Missouri
Jan. 9	Texas Tech
Jan. 13	at Nebraska
Jan. 16	at Texas
Jan. 20	Colorado
Jan. 23	Oklahoma
Jan. 27	at Missouri
Feb. 1	Kansas
Feb. 6	at Iowa State
Feb. 10	at Texas A&M
Feb. 13	Baylor
Feb. 17	at Kansas
Feb. 20	Iowa State
Feb. 24	Nebraska
Feb. 27	at Colorado
March 4-7	Big 12 Tournament @ Kansas City, Mo.

1997-98 Results (17-12, 7-9)

W, 93-74	Western Carolina
W, 89-50	Long Beach State
W, 89-60	Mercer
W, 71-50	at Missouri-Kansas City
W, 101-72	Coastal Carolina
W, 90-83 (OT)	at Wichita State
W, 67-51	Arkansas-Little Rock
W, 76-70	Virginia Commonwealth
W, 70-63	Davidson*
L, 87-125	Arizona*
W, 111-56	Missouri
L, 64-71	at Oklahoma
L, 76-79	at Baylor
W, 77-59	Iowa State
L, 62-69	at Kansas
L, 76-79	at Texas Tech
W, 78-60	Colorado
W, 72-49	Nebraska
W, 83-79	Texas
L, 58-73	Kansas
L, 62-93	at Iowa State
L, 61-64	Oklahoma State
W, 95-80	Texas A&M
L, 59-89	at Missouri
W, 75-61	Colorado**
L, 61-68	Kansas**
L, 39-59	at North Carolina State***

*-Fiesta Bowl Classic, Tucson, Ariz.
 **-Big 12 Tournament
 ***-National Invitation Tournament

*-Maui Classic, Maui, Hawaii

General Information

Location: Manhattan, Kan.
Enrollment: 20,325
Founded: 1863
Nickname: Wildcats
Colors: Purple and white
Conference: Big 12
Home Arena: Fred Bramlage Coliseum (13,500)
President: Dr. Jon Wefald
Athletic Director: Max Urick

Coaching Staff

Head Coach: Tom Asbury (Wyoming '68)
Career Record: 181-115 in 10 years
Record at Kansas State: 56-56 in four years
Asbury vs. NU: 5-3
Basketball Office Phone: (785) 532-6531
Best time to reach Asbury: Weekday mornings
Assistant Coaches: David Campbell, Mark Fox, Butch Hawking
Basketball Trainer: Woody Graham

Sports Information

SID Contact: Craig Pinkerton
Office Phone: (785) 532-6735
Home Phone: (785) 537-0299
E-Mail Address: cpink@ksu.edu
SID FAX Number: (785) 532-6093
Press Row Phone: (785) 539-3423
Web Site Address: www.k-statesports.com
SID Mailing Address: Bramlage Coliseum, Suite 144, 1800 College Avenue, Manhattan, KS 66502

Key Media Contacts

Local Beat Writer
 Mark Janssen, Manhattan Mercury (785) 776-2300, ext. 244

Radio Network

Play-by-Play Announcer: Greg Sharpe
Color: Ben Boyle
Contact Person: Ed O'Donnell
Flagship Station/Address: WIBW, Box 119, Topeka, KS 66601
Phone: (785) 272-3456

Baylor Bears

3 p.m. (ESPN-Plus) ♦ Saturday, Jan. 16, 1999 ♦ Ferrell Center ♦ Waco, Texas



Harry Miller
Head Coach



Jamie Kendrick
Forward

General Information

Location: Waco, Texas
Enrollment: 12,000
Founded: 1845
Nickname: Bears
Colors: Green and gold
Conference: Big 12
Home Arena: The Ferrell Center (10,084)
President: Dr. Robert B. Sloan, Jr.
Athletic Director: Tom Stanton

Coaching Staff

Head Coach: Harry Miller (Texas Lutheran '74)
Career Record: 50-63 in four years
Record at Baylor: same
Miller vs. NU: 1-2
Basketball Office Phone: (254) 710-3096
Best time to reach Miller: Weekday mornings
Assistant Coaches: Brad Autry, Deon Phelps, Mike Wilson
Basketball Trainer: Jerry Pate

Sports Information

SID Contact: Brian McCallum
Office Phone: (254) 710-2743
Home Phone: (254) 666-2451
E-Mail Address: Brian_McCallum@baylor.edu
SID FAX Number: (254) 710-1369
Press Row Phone: (254) 710-3955
Web Site Address: www.baylorsportsnet.com
SID Mailing Address: 150 Bear Run, Waco, Texas 76711

Key Media Contacts

Local Beat Writer
John Werner, Waco Tribune-Herald (254) 757-5710

Radio Network

Play-by-Play Announcer: John Morris
Color: Pat Nunley
Flagship Station/Address: KKTK, 150 Bear Run,
Waco, TX 76711
Phone: (254) 710-1234

Bear Outlook

1997-98 Record: 14-14, 8-8 in Big 12 (tie, fifth)
Final 1998 National Ranking: None
1998 Postseason Play: None
Lettermen Returning/Lost: 8/5
Starters Returning/Lost: 2/3

Top Returnees

Name	Pos.	Ht.	Wt.	Yr.	Pts.	Reb.
Leon Morris	G	6-6	190	Jr.	6.3	4.9
Jamie Kendrick	F	6-8	195	Jr.	6.0	3.9
Kish Lewis	C	6-7	215	Jr.	5.8	4.7
Gabe Ramirez	F	6-7	215	Sr.	5.1	3.3

Top Newcomers

Name	Pos.	Ht.	Wt.	Yr.
Jon Flippen	C	7-2	255	Fr.
Tevis Stukes	G	5-11	185	Jr.
Robert Thornton	G	6-4	185	Fr.

Key Losses

Name	Pos.	Ht.	Pts.	Reb.
Brian Skinner	C	6-10	18.1	9.5
Patrick Hunter	G	5-9	12.8	3.4
Roddrick Miller	G	6-3	11.9	3.2
John Perkins	F	6-5	4.5	2.5

1998-99 Schedule

Nov. 16	at Arkansas State	
Nov. 21	Texas-Arlington	
Nov. 24	Southwest Texas State	W, 98-44
Nov. 27-29	Honolulu Thanksgiving Shootout	L, 49-61
Dec. 2	at Creighton	L, 60-65
Dec. 5	Nevada	W, 67-51
Dec. 8	Texas Christian	W, 73-68
Dec. 12	McNeese State	L, 68-83
Dec. 19	at Marquette	W, 72-69
Dec. 22	Jacksonville	L, 75-99
Dec. 30	Texas-Pan American	L, 57-70
Jan. 2	at Texas Tech	W, 67-66
Jan. 6	Kansas	W, 87-81
Jan. 9	Oklahoma State	W, 73-64
Jan. 13	at Texas	W, 73-62
Jan. 16	Nebraska	W, 90-78
Jan. 20	at Oklahoma State	W, 97-95 (2OT)
Jan. 23	Texas A&M	L, 71-84
Jan. 30	at Missouri	L, 60-61
Feb. 3	Oklahoma	L, 47-94
Feb. 6	at Texas A&M	L, 71-80
Feb. 10	Texas Tech	L, 72-85
Feb. 13	at Kansas State	W, 89-80
Feb. 17	at Iowa State	L, 55-66
Feb. 20	Colorado	L, 63-75
Feb. 24	Texas	W, 80-75
Feb. 27	at Oklahoma	L, 75-80
March 4-7	Big 12 Tournament @ Kansas City, Mo.	W, 66-63

1997-98 Results (14-14, 8-8)

Troy State	at Lamar
Northwestern State	Eastern Washington
Arkansas State	Arizona
Louisiana Tech*	at Texas Christian*
at Nevada	Pacific
at Texas	Texas A&M
Kansas State	at Texas Tech
Oklahoma State	at Colorado
Oklahoma	at Kansas
Texas Tech	at Oklahoma State
Missouri	at Nebraska
Oklahoma	Texas
Texas A&M	at Texas A&M
Nebraska**	Texas A&M**

*-TCU Tournament, Fort Worth, Texas
**-Big 12 Tournament, Kansas City, Mo.

Oklahoma Sooners

7:05 p.m. ♦ Wednesday, Jan. 20, 1999 ♦ Lloyd Noble Center ♦ Norman, Okla.



Kelvin Sampson
Head Coach



Eduardo Najera
Forward

General Information

Location: Norman, Okla.
Enrollment: 25,000
Founded: 1890
Nickname: Sooners
Colors: Crimson and cream
Conference: Big 12
Home Arena: Lloyd Noble Center (11,100)
President: David L. Boren
Athletic Director: Joe Castiglione

Coaching Staff

Head Coach: Kelvin Sampson (Pembroke State '78)
Career Record: 235-181 in 14 years
Record at Oklahoma: 81-44 in four years
Sampson vs. NU: 4-2
Basketball Office Phone: (405) 325-4732
Best time to reach Sampson: Weekday mornings
Assistant Coaches: Jason Rabedeaux, Ray Lopes, Bennie Seltzer
Basketball Trainer: Alex Brown

Sports Information

SID Contact: Mike Houck
Office Phone: (405) 325-8227
Home Phone: (405) 447-2731
E-Mail Address: mhouck@ou.edu
SID FAX Number: (405) 325-7623
Press Row Phone: (405) 325-1024
Web Site Address: www.ou.edu
SID Mailing Address: Room 235, Oklahoma Memorial Stadium,
 180 West Brooks, Norman, OK 73019

Key Media Contacts

Local Beat Writer
 Bob Hersom, Daily Oklahoman (405) 475-3314

Radio Network

Play-by-Play Announcer: Bob Barry, Sr.
Color: Mark Mathew
Contact Person: Michael Dean
Flagship Station/Address: KOMA, Box 6000,
 Moore, OK 73153
Phone: (405) 271-6330

Sooner Outlook

1997-98 Record: 22-11, 11-5 in Big 12 (tie, second)
Final 1998 National Ranking: None
1998 Postseason Play: NCAA Tournament, lost to Indiana in first round
Lettermen Returning/Lost: 6/5
Starters Returning/Lost: 3/2

Top Returnees

Name	Pos.	Ht.	Wt.	Yr.	Pts.	Reb.
Eduardo Najera	F	6-8	235	Jr.	10.5	5.4
Ryan Humphrey	F	6-8	225	So.	9.2	6.5
Michael Johnson	G	6-0	170	Sr.	7.1	2.8
Eric Martin	G/F	6-5	200	Sr.	6.5	3.4

Top Newcomers

Name	Pos.	Ht.	Wt.	Yr.
Victor Avila	C	6-10	250	Jr.
Nolan Johnson	G/F	6-4	215	Jr.
Kelley Newton	G	6-2	190	Jr.
J.R. Raymond	G	6-2	180	Fr.

Key Losses

Name	Pos.	Ht.	Pts.	Reb.
Corey Brewer	G	6-2	20.8	5.6
Evan Wiley	C	6-11	10.7	5.2

1998-99 Schedule

Nov. 14	Northwestern State (La.)
Nov. 21	Coppin State
Nov. 27	Western Carolina*
Nov. 28	Murray State/Arkansas-Little Rock*
Dec. 5	Arkansas
Dec. 17	Sam Houston State
	Puerto Rico Holiday Classic**
Dec. 21	at American-Puerto Rico**
Dec. 22	Mississippi/St. Joseph's**
Dec. 23	Alabama-Birmingham/Ohio State/ No. Carolina St./Mid. Tenn. St.**
Dec. 29	Western Kentucky***
Dec. 30	Oral Roberts/Cal Poly SLO***
Jan. 3	at Iowa State
Jan. 6	Texas Tech
Jan. 9	Colorado
Jan. 12	at Oklahoma State
Jan. 16	at Cincinnati
Jan. 20	Nebraska
Jan. 23	at Kansas State
Jan. 25	Texas
Jan. 30	at Texas Tech
Feb. 3	at Baylor
Feb. 6	Oklahoma State
Feb. 10	at Texas
Feb. 13	Texas A&M
Feb. 15	at Missouri
Feb. 20	Kansas
Feb. 24	at Texas A&M
Feb. 27	Baylor
March 4-7	Big 12 Tournament @ Kansas City, Mo.

*-Sooner Classic, Norman, Okla.

**-.All-College Tournament, Oklahoma City

***-San Juan, Puerto Rico

1997-98 Results

(22-11, 11-5)

W, 75-62	Jackson State
W, 81-63	Texas-Arlington
W, 81-68	Southwest Texas State
L, 63-73	Butler*
L, 64-75	Wisconsin*
W, 86-70	at Hawaii-Hilo*
W, 82-51	Arkansas-Pine Bluff
L, 65-67 (OT)	at Mississippi State
L, 78-80	Memphis
W, 91-65	Florida Atlantic
W, 95-72	North Texas
W, 83-72	Coppin State**
W, 79-61	Alabama**
W, 69-68	at Colorado
W, 71-64	Kansas State
W, 76-66	at Texas A&M
W, 91-75	Texas
L, 43-53	at Nebraska
W, 64-63	Iowa State
W, 61-60	at Baylor
L, 84-88	Oklahoma State
W, 80-71	Texas A&M
L, 68-70	Texas Tech
W, 81-74	at Texas
L, 66-70	at Oklahoma State
W, 75-63	Baylor
W, 80-76	Missouri
L, 70-83	at Kansas
W, 89-56	at Texas Tech
W, 58-53	Missouri***
W, 68-55	Texas***
L, 58-72	Kansas***
L, 87-94 (OT)	Indiana%

*-Big Island Invitational, Hilo, Hawaii

**-.All-College Tournament, Okla. City

***-Big 12 Tournament, Kansas City


%-NCAA Tournament

Colorado Buffaloes

12:45 p.m. (ESPN-Plus) ♦ Saturday, Jan. 23, 1999 ♦ Bob Devaney Sports Center ♦ Lincoln, Neb.
8:05 p.m. ♦ Wednesday, Feb. 3, 1999 ♦ Coors Events Center ♦ Boulder, Colo.



Ricardo Patton
Head Coach



Kenny Price
Guard

Buffalo Outlook

1997-98 Record: 13-14, 7-9 in Big 12 (tie, seventh)

Final 1998 National Ranking: None

1998 Postseason Play: None

Lettermen Returning/Lost: 7/6

Starters Returning/Lost: 2/3

Top Returnees

Name	Pos.	Ht.	Wt.	Yr.	Pts.	Reb.
Kenny Price	G	6-4	190	Sr.	14.5	4.4
Will Smith	G	6-6	206	Jr.	5.5	2.6
Jamahl Mosley	F	6-8	225	So.	4.4	4.0
Aki Thomas	G	6-8	205	So.	4.4	2.3

Top Newcomers

Name	Pos.	Ht.	Wt.	Yr.
Carlton Carter	F	6-10	205	Fr.
Tyron Malove	G/F	6-4	210	So.
Nick Mohr	G	6-4	180	Fr.
Jaquay Walls	G	6-3	180	Jr.
Jose Winston	G	6-0	180	Fr.

Key Losses

Name	Pos.	Ht.	Pts.	Reb.
Ronnie DeGray	F	6-6	12.2	7.4
Charlie Melvin	C	6-10	10.9	7.6
Marlon Hughes	G	6-0	9.8	2.9

1998-99 Schedule

Nov. 14	Denver
Nov. 17	Colorado State
Nov. 20	North Carolina-Elon
Nov. 22	Stephen F. Austin
Nov. 26-28	Puerto Rico Shootout*
Dec. 2	Virginia Commonwealth
Dec. 5	Idaho State
Dec. 9	at Wyoming
Dec. 21	Texas-Arlington
Dec. 28	Boston**
Dec. 29	Canisius/Montana State**
Jan. 2	Texas
Jan. 9	at Oklahoma
Jan. 13	at Iowa State
Jan. 16	Missouri
Jan. 20	at Kansas State
Jan. 23	at Nebraska
Jan. 27	Iowa State
Jan. 30	at Kansas
Feb. 3	Nebraska
Feb. 7	Kansas
Feb. 10	Oklahoma State
Feb. 13	at Missouri
Feb. 17	Texas A&M
Feb. 20	at Baylor
Feb. 24	at Texas Tech
Feb. 27	Kansas State
March 4-7	Big 12 Tournament @ Kansas City, Mo.

1997-98 Results

(13-14, 7-9)

W, 62-59	Southeast Missouri State
L, 58-62	Wyoming
W, 76-58	Northwestern State
W, 77-55	North Carolina A&T
W, 67-56	Norfolk
L, 68-91	at Colorado State
L, 73-84	Georgia
L, 68-79	Massachusetts*
W, 72-54	Denver
W, 85-62	Centenary
L, 68-69	Oklahoma
L, 62-111	at Kansas
L, 72-87	at Nebraska
W, 81-78	Missouri
W, 84-71	Baylor
L, 60-78	at Kansas State
W, 68-67	at Texas A&M
W, 77-66	Kansas State
L, 74-86(OT)	at Oklahoma State
W, 70-52	Iowa State
W, 91-80(2OT)	Texas Tech
L, 63-80	at Iowa State
L, 72-81	Kansas
L, 71-79	Nebraska
L, 67-86	at Missouri
W, 81-64	at Texas
L, 61-75	Kansas State**

*-Las Vegas

**-Big 12 Tournament, Kansas City, Mo.

*-San Juan, Puerto Rico

**-Montana State Invitational, Bozeman, Mont.

General Information

Location: Boulder, Colo.

Enrollment: 24,622

Founded: 1876

Nickname: Buffaloes

Colors: Silver, gold and black

Conference: Big 12

Home Arena: Coors Events/Conference Center (11,076)

President: Dr. John Buechner

Athletic Director: Richard Tharp

Coaching Staff

Head Coach: Ricardo Patton (Belmont '80)

Career Record: 39-33 in three seasons

Record at Colorado: same

Patton vs. NU: 2-3

Basketball Office Phone: (303) 492-6877

Best time to reach Patton: through SID

Assistant Coaches: David Moe, Terry Dunn, Aki Collins

Basketball Trainer: Sean Willeford

Sports Information

SID Contact: Ollie Kirkpatrick

Office Phone: (303) 492-5626

Home Phone: (303) 333-5285

E-Mail Address: kirkpatr@moonshine.colorado.edu

SID FAX Number: (303) 492-3811

Press Row Phone: (303) 492-1552/4381

Web Site Address: <http://buffaloes.colorado.edu>

SID Mailing Address: Colorado Media Relations Office,

Campus Box 357, Boulder, CO 80309-0357

Key Media Contacts

Local Beat Writer

Neill Woelk, Boulder Daily Camera (303) 472-1313

Radio Network

Play-by-Play Announcer: Larry Zimmer

Color: Jim Ryan

Contact Person: Larry Crandell

Flagship Station/Address: KOA, P.O. Box 85,
Denver, CO 80236

Phone: 303-892-4880

Kansas Jayhawks

7:05 p.m. ♦ Wednesday, Jan. 27, 1999 ♦ Bob Devaney Sports Center ♦ Lincoln, Neb.
8:05 p.m. (ESPN-Plus) ♦ Wednesday, Feb. 10, 1999 ♦ Allen Fieldhouse ♦ Lawrence, Kan.



Roy Williams
Head Coach



Ryan Robertson
Guard

General Information

Location: Lawrence, Kan.
Enrollment: 27,407
Founded: 1866
Nickname: Jayhawks
Colors: Crimson and Blue
Conference: Big 12
Home Arena: Allen Fieldhouse (16,300)
Chancellor: Dr. Robert Hemenway
Athletic Director: Dr. Bob Frederick

Coaching Staff

Head Coach: Roy Williams (North Carolina '72)
Career Record: 282-62 in 10 seasons
Record at Kansas: same
Williams vs. NU: 16-6
Basketball Office Phone: (785) 864-3056
Best time to reach Williams: contact SID
Assistant Coaches: Matt Doherty, Neil Dougherty, Joe Holladay
Basketball Trainer: Mark Cairns

Sports Information

SID Contact: Dean Buchan
Office Phone: (785) 864-3417
Home Phone: (785) 691-6658
E-Mail Address: kusports@falcon.cc.ukans.edu
SID FAX Number: (785) 864-7944
Press Row Phone: (785) 864-3417
Web Site Address: www.jayhawks.org/
SID Mailing Address: Kansas Sports Information,
104 Allen Fieldhouse, Lawrence, KS 66045

Key Media Contacts

Local Beat Writer
Gary Bedore, Lawrence Journal-World (913) 843-1000

Radio Network

Play-by-Play Announcer: Bob Davis
Color: Max Falkenstein
Contact Person: Becky Martz
Network/Address: Jayhawk Network, 250 Allen Fieldhouse,
Lawrence, KS 66045
Phone: (913) 864-7972

Jayhawk Outlook

1997-98 Record: 35-4, 15-1 in Big 12 (first)
Final 1998 National Ranking: 2nd (AP); 8th (Coaches)
1998 Postseason Play: 1-1 in NCAA Tournament, defeated Prairie View
A&M, lost to Rhode Island
Lettermen Returning/Lost: 9/4
Starters Returning/Lost: 2/3

Top Returnees

Name	Pos.	Ht.	Wt.	Yr.	Pts.	Reb.
Ryan Robertson	G	6-5	190	Sr.	8.3	2.8
Lester Earl	F	6-8	235	Jr.	7.6	6.5
Kenny Gregory	G/F	6-5	215	So.	7.1	2.0
Eric Chenowith	C	7-0	235	So.	5.9	4.9

Top Newcomers

Name	Pos.	Ht.	Wt.	Yr.
Ashante Johnson	F	6-8	210	Jr.
Jeff Boschee	G	6-1	185	Fr.

Key Losses

Name	Pos.	Ht.	Pts.	Reb.
Paul Pierce	F	6-7	20.4	6.7
Raef LaFrentz	F	6-11	19.8	11.4
Billy Thomas	G/F	6-4	13.6	3.0

1998-99 Schedule

Nov. 13	Gonzaga
Nov. 17	at Pennsylvania
Nov. 21	Fort Hays State
Nov. 27	UNLV*
Dec. 1	Kentucky**
Dec. 5	Pepperdine***
Dec. 8	Iowa
Dec. 12	Southern California
Dec. 17	DePaul
Dec. 19	Illinois%
Dec. 23	at Saint Louis
Jan. 2	Texas A&M
Jan. 6	at Baylor
Jan. 9	Iowa State
Jan. 11	at Missouri
Jan. 16	at Massachusetts
Jan. 18	Texas
Jan. 24	Missouri
Jan. 27	at Nebraska
Jan. 30	Colorado
Feb. 1	at Kansas State
Feb. 7	at Colorado
Feb. 10	Nebraska
Feb. 13	at Texas Tech
Feb. 17	Kansas State
Feb. 20	at Oklahoma
Feb. 22	Oklahoma State
Feb. 28	at Iowa State
March 4-7	Big 12 Tournament @ Kansas City, Mo.

*-Tip-Off Classic, Springfield, Mass.

**-Great Eight, @ Chicago, Ill.

***-John Wooden Classic, Anaheim, Calif.

%-at Kansas City, Mo.

1997-98 Results

(35-4, 15-1)

W, 99-73	Santa Clara
W, 88-61	Rice
W, 75-62	Western Kentucky*
W, 92-68	UNLV*
W, 90-88 (OT)	Arizona State*
W, 73-58	Florida State*
W, 90-87	Arizona**
W, 102-50	Emporia State
L, 83-86	Maryland***
W, 89-71	Pennsylvania***
W, 73-71	Massachusetts
W, 103-68	Middle Tennessee State
W, 96-83	Pepperdine
W, 94-78	Texas Christian%
W, 74-69	at Southern California
W, 69-56	Ohio State#
W, 89-82	Vanderbilt#
L, 65-76	at Hawaii#
W, 96-76	Nebraska
W, 111-62	Colorado
W, 102-72	at Texas
W, 83-65	at Texas A&M
W, 69-62	Kansas State
L, 73-74	at Missouri
W, 88-49	Texas Tech
W, 94-47	Baylor
W, 82-71	at Nebraska
W, 83-62	at Iowa State
W, 80-70	Missouri
W, 73-58	at Kansas State
W, 81-72	at Colorado
W, 71-54	Iowa State
W, 83-70	Oklahoma
W, 71-67	at Oklahoma State
W, 68-61	Kansas State&
W, 91-59	Nebraska&
W, 72-58	Oklahoma&
W, 110-52	Prairie View A&M^
L, 75-80	Rhode Island^

*-Preseason NIT; **-Great Eight; ***-Franklin National Bank Classic, Washington, D.C.; %-Kansas City, Mo.; #-Rainbow Classic, Honolulu; &-Big 12 Tournament; ^-NCAA Tournament

Iowa State Cyclones

7:05 p.m. ♦ Saturday, Jan. 30, 1999 ♦ Hilton Coliseum ♦ Ames, Iowa
 8:30 p.m. (ESPN) ♦ Saturday, February 13, 1999 ♦ Bob Devaney Sports Center ♦ Lincoln, Neb.



Larry Eustachy
Head Coach



Marcus Fizer
Forward

General Information

Location: Ames, Iowa
Enrollment: 25,585
Founded: 1858
Nickname: Cyclones
Colors: Cardinal and gold
Conference: Big 12
Home Arena: James H. Hilton Coliseum (14,020)
President: Dr. Martin C. Jischke
Athletic Director: Gene Smith

Coaching Staff

Head Coach: Larry Eustachy (Long Beach State '79)
Career Record: 159-86 in eight years
Record at Iowa State: first year
Eustachy vs. NU: 0-1 (at Idaho)
Basketball Office Phone: (515) 294-8232
Best time to reach Eustachy: contact basketball office
Assistant Coaches: Steve Barnes, Leonard Perry, Terry Carroll
Basketball Trainer: Mark Coberley

Sports Information

SID Contact: Beth Haag
Office Phone: (515) 294-3372
Home Phone: (515) 296-9815
E-Mail Address: bhaag@iastate.edu
SID FAX Number: (515) 294-0558
Press Row Phone: (515) 294-6178
Web Site Address: www.cyclones.com
SID Mailing Address: ISU Media Relations Office,
 1800 South Fourth Street, Jacobson Athletic Building,
 Ames, Iowa 50011

Key Media Contacts

Local Beat Writer
 Ron Maly, The Des Moines Register (515) 284-8350

Radio Network

Play-by-Play Announcer: Pete Taylor
Color: Eric Heft
Radio Contact Person: Jim Waddelow
Flagship Station/Address: Cyclone Radio Network, 4401 Westown
 Parkway, Suite 224, West Des Moines, IA 50266
Phone: (515) 222-9393

Cyclone Outlook

1997-98 Record: 12-18, 5-11 in Big 12 (11th)
Final 1998 National Ranking: None
1998 Postseason Play: None
Lettermen Returning/Lost: 8/4
Starters Returning/Lost: 4/1

Top Returnees

Name	Pos.	Ht.	Wt.	Yr.	Pts.	Reb.
Marcus Fizer	F	6-8	240	So.	14.9	6.7
Klay Edwards	F/C	6-9	225	Sr.	9.3	7.7
Paul Shirley	F	6-10	220	Jr.	8.1	6.0
Stevie Johnson	F	6-4	220	Jr.	7.2	3.7
Martin Rancik	F	6-9	225	So.	5.7	2.8

Top Newcomers

Name	Pos.	Ht.	Wt.	Yr.
Lamar Gregg	G	6-3	190	Jr.
Rodney Hampton	G	6-2	190	Jr.
Michael Nurse	G	5-11	180	Jr.

Key Losses

Name	Pos.	Ht.	Pts.	Reb.
Jerry Curry	G	6-1	7.8	1.8
Brad Johnson	G	6-5	3.2	1.5

1998-99 Schedule

Nov. 12	Exhibition
Nov. 15	AAU Team (Exhibition)
Nov. 23	Chicago State
	Great Alaska Shootout*
Nov. 25	St. Mary's (Calif.)*
Nov. 27	Southern Utah/Cincinnati*
Nov. 28	Fresno State/Duke/ Alaska-Anchorage/Notre Dame*
Dec. 2	at Northern Iowa
Dec. 4	North Texas**
Dec. 5	Princeton/Western Illinois**
Dec. 8	Drake
Dec. 12	at Iowa
Dec. 19	Arizona***
Dec. 22	New Orleans%
Dec. 23	Rice/St. Mary's (Calif.)%
Dec. 29	Southern University
Jan. 3	Oklahoma
Jan. 6	at Texas
Jan. 9	at Kansas
Jan. 13	Colorado
Jan. 16	at Texas A&M
Jan. 23	Texas Tech
Jan. 27	at Colorado
Jan. 30	Nebraska
Feb. 2	at Oklahoma State
Feb. 6	Kansas State
Feb. 8	Missouri
Feb. 13	at Nebraska
Feb. 16	Baylor
Feb. 20	at Kansas State
Feb. 24	at Missouri
Feb. 28	Kansas
March 4-7	Big 12 Tournament @ Kansas City, Mo.

*-Great Alaska Shootout, Anchorage, Alaska
 **-Cyclone Challenge
 ***-Las Vegas, Nev.
 %-ISU Holiday Classic

1997-98 Results (12-18, 5-11)

L, 48-54	Northern Iowa
W, 66-58	Texas-Arlington
W, 83-59	Arkansas-Pine Bluff
W, 83-60	Texas Southern
W, 77-74 (OT)	Coppin State
L, 61-63	at Drake
L, 59-60	Iowa
W, 57-55	Alaska-Anchorage
L, 56-67	Detroit
L, 55-94	Texas Christian*
W, 62-57	Saint Louis*
L, 76-84 (OT)	Murray State
W, 70-68	at New Orleans
L, 55-66	at Texas Tech
W, 75-62	Missouri
L, 59-77	at Kansas State
W, 68-59	Texas A&M
L, 63-64	at Oklahoma
L, 49-63	at Nebraska
W, 85-82	Texas
L, 56-63	at Missouri
L, 62-83	Kansas
L, 52-70	at Colorado
L, 66-81	Oklahoma State
W, 80-63	Colorado
W, 63-62	Kansas State
L, 54-71	at Kansas
L, 54-69	at Baylor
L, 62-70	Nebraska
L, 55-74	Missouri**


*-Puerto Rico Holiday Classic, San Juan, P.R.
 **-Big 12 Tournament, Kansas City, Mo.

Oklahoma State Cowboys

7:05 p.m. ♦ Wednesday, Feb. 17, 1999 ♦ Bob Devaney Sports Center ♦ Lincoln, Neb.



Eddie Sutton
Head Coach



Adrian Peterson
Guard

General Information

Location: Stillwater, Okla.
Enrollment: 19,201
Founded: 1890
Nickname: Cowboys
Colors: Orange and black
Conference: Big 12
Home Arena: Gallagher-Iba Arena (6,381)
President: Dr. James Halligan
Athletic Director: Terry Don Phillips

Coaching Staff

Head Coach: Eddie Sutton (Oklahoma State, '58)
Career Record: 609-241 in 28 years
Record at Oklahoma State: 179-77 in eight years
Sutton vs. NU: 13-7
Basketball Office Phone: (405) 744-5845
Best time to reach Sutton: Weekday mornings
Assistant Coaches: Paul Graham, Sean Sutton, Randall Dickey
Basketball Trainer: Brian Farr

Sports Information

SID Contact: Will Hancock
Office Phone: (405) 744-5749
Home Phone: (405) 377-2569
E-Mail Address: willh@okstate.edu
SID FAX Number: (405) 744-7754
Press Row Phone: (405) 744-5757
Web Site Address: www.okstate.com
SID Mailing Address: 202 Gallagher-Iba Arena, Stillwater, OK 74078

Key Media Contacts

Local Beat Writer
Bob Hersom, Daily Oklahoman (405) 475-3314

Radio Network
Play-by-Play Announcer: Bill Teegins
Color/Coordinator: Tom Dirato
Flagship Station/Address: 104 Gallagher-Iba Arena,
Stillwater, OK 74078
Phone: (405) 744-5933

Cowboy Outlook

1997-98 Record: 22-7, 11-5 in Big 12 (tie, second)
Final 1998 National Ranking: None
1998 Postseason Play: 1-1 in NCAA, def. George Washington, lost to Duke
Lettermen Returning/Lost: 8/3
Starters Returning/Lost: 4/1

Top Returnees

Name	Pos.	Ht.	Wt.	Yr.	Pts.	Reb.
Adrian Peterson	G	6-4	197	Sr.	17.7	6.7
Desmond Mason	F	6-6	207	Jr.	14.6	7.7
Joe Adkins	G	6-2	173	Jr.	12.6	3.0
Doug Gottlieb	G	6-1	180	Jr.	5.4	2.1

Top Newcomers

Name	Pos.	Ht.	Wt.	Yr.
Gordon Alexander	G/F	6-5	215	Jr.
John Gilmore	F	6-7	240	Jr.
Fredrik Jonzen	F	6-10	230	Fr.

Key Losses

Name	Pos.	Ht.	Pts.	Reb.
Brett Robisch	F/C	6-11	15.4	8.2
Chad Alexander	G	6-3	5.4	1.8

1998-99 Schedule

Nov. 16	Northwestern State
Nov. 19	Marquette*
Nov. 20	Hawaii/Nicholls State*
Nov. 28	Texas Christian
Dec. 1	Florida Atlantic
Dec. 5	UCLA**
Dec. 12	vs. Arkansas-Little Rock***
Dec. 20	at Creighton
Dec. 22	at UNLV
Dec. 30	Southeast Missouri State
Jan. 2	Kansas State
Jan. 6	at Texas A&M
Jan. 9	at Baylor
Jan. 12	Oklahoma
Jan. 17	at Texas Tech
Jan. 20	Baylor
Jan. 23	at Texas
Jan. 27	Southern Mississippi
Jan. 30	Texas A&M
Feb. 2	Iowa State
Feb. 6	at Oklahoma
Feb. 10	at Colorado
Feb. 14	Texas
Feb. 17	at Nebraska
Feb. 20	Missouri
Feb. 22	at Kansas
Feb. 27	Texas Tech
March 4-7	Big 12 Tournament @ Kansas City, Mo.

*-VoiceStream Wireless Classic, Honolulu, Hawaii

**-.Wooden Classic, Anaheim, Calif.

***-Oklahoma City, Okla.

1997-98 Results

(22-7, 11-5)

W, 103-71	Texas-Pan American
W, 86-70	Creighton
W, 79-58	Southern Utah
W, 98-60	North Texas
W, 73-66	Oral Roberts
W, 81-66	Washington
W, 79-68	Arizona State*
W, 60-58	Jackson State
W, 78-62	Arkansas State
W, 82-81	at Texas Christian
W, 100-65	at Texas A&M
L, 62-67	Nebraska
W, 66-63	Texas Tech
L, 64-70	at Missouri
L, 95-97 (2OT)	at Baylor
W, 94-62	Texas A&M
W, 88-84	at Oklahoma
L, 73-88	at Texas
W, 86-74 (OT)	Colorado
W, 85-72	Baylor
W, 81-66	at Iowa State
W, 70-66	Oklahoma
W, 83-81 (OT)	at Texas Tech
W, 64-61	at Kansas State
W, 80-58	Texas
L, 67-71	Kansas
L, 64-65	Texas**
W, 74-59	George Washington***
L, 73-79	Duke***

*-Oklahoma City

**-Big 12 Tournament

***-NCAA Tournament

Texas Tech Red Raiders

8:30 p.m. (ESPN) ♦ Saturday, February 20, 1999 ♦ Lubbock Municipal Coliseum ♦ Lubbock, Texas



James Dickey
Head Coach



Stan Bonewitz
Guard

Red Raider Outlook

1997-98 Record: 13-14, 7-9 in Big 12 (tie, seventh)

Final 1998 National Ranking: None

1998 Postseason Play: None

Lettermen Returning/Lost: 6/4

Starters Returning/Lost: 4/1

Top Returnees

Name	Pos.	Ht.	Wt.	Yr.	Pts.	Reb.
Rayford Young	G	5-11	175	Jr.	15.4	3.7
Stan Bonewitz	G	6-3	195	Sr.	12.9	4.9
Cliff Owens	F	6-8	245	Jr.	10.2	7.7
Johnny Phillips	C	6-10	225	So.	5.2	3.0

Top Newcomers

Name	Pos.	Ht.	Wt.	Yr.
Jevon Banks	G	5-11	175	So.
Andy Ellis	C	6-10	200	Fr.
Brodney Kennard	F	6-8	215	Jr.
Mario Layne	G/F	6-6	180	Jr.
Jayson Mitchell	F	6-5	200	So.
James Ware	G/F	6-5	200	Jr.

Key Losses

Name	Pos.	Ht.	Pts.	Reb.
Cory Carr	G	6-4	23.3	4.9
Archie Myers	G	6-3	3.9	1.5

1998-99 Schedule

Nov. 19	Texas-San Antonio
Nov. 21	at North Texas
Nov. 25	New Mexico State
Nov. 28	at Southwestern Louisiana
Dec. 2	Southern Methodist
Dec. 5	Stephen F. Austin
Dec. 8	at Texas Christian
Dec. 12	Texas-Arlington
Dec. 17	Texas-Pan American Pearl Harbor Classic*
Dec. 21	Tulsa*
Dec. 22	Michigan State/Pepperdine*
Dec. 23	Alabama/BYU-Hawaii/ Oregon State/Weber State*
Dec. 30	Nevada
Jan. 2	Baylor
Jan. 6	at Oklahoma
Jan. 9	at Kansas State
Jan. 13	Texas A&M
Jan. 17	Oklahoma State
Jan. 23	at Iowa State
Jan. 27	at Texas A&M
Jan. 30	Oklahoma
Feb. 3	at Missouri
Feb. 6	Texas
Feb. 10	at Baylor
Feb. 13	Kansas
Feb. 17	at Texas
Feb. 20	Nebraska
Feb. 24	Colorado
Feb. 27	at Oklahoma State
March 4-7	Big 12 Tournament @ Kansas City, Mo.

1997-98 Results

(13-14, 7-9)

L, 82-89	at Southern Methodist
L, 76-107	Texas Christian
L, 58-74	at Old Dominion
W, 80-57	George Washington
W, 106-97	Southwestern Louisiana
W, 79-71	at Southwest Missouri St.
W, 86-63	Prairie View A&M
L, 62-81	at New Mexico
W, 99-94 (OT)	at Nevada
W, 83-76	Stephen F. Austin
W, 66-55	Iowa State
L, 63-66	at Oklahoma State
L, 78-90	Baylor
L, 79-88	at Texas
W, 79-76	Kansas State
L, 49-88	at Kansas
W, 80-60	Missouri
W, 80-71	at Baylor
W, 70-68	at Oklahoma
W, 102-75	Texas A&M
L, 80-91 (OT)	at Colorado
L, 80-82	Texas
L, 81-83 (OT)	Oklahoma State
W, 86-83	at Texas A&M
L, 65-82	at Nebraska
L, 56-89	Oklahoma
L, 83-86	Texas*

*-Big 12 Tournament, Kansas City, Mo.

General Information

Location: Lubbock, Texas

Enrollment: 24,721

Founded: 1923

Nickname: Red Raiders

Colors: Scarlet and black

Conference: Big 12

Home Arena: Lubbock Municipal Coliseum (8,174)

President: Dr. Donald Haragan

Athletics Director: Gerald Myers

Coaching Staff

Head Coach: James Dickey (Central Arkansas '76)

Career Record: 132-72 in seven years

Record at Texas Tech: same

Dickey vs. NU: 1-1

Basketball Office Phone: (806) 742-3355

Best time to reach Dickey: contact basketball SID

Assistant Coaches: Greg Pinkney, Robert Brashear, James Rike

Basketball Trainer: Jon Murray

Sports Information

SID Contact: Warren Miller

Office Phone: (806) 742-2770, ext. 271

Home Phone: (806) 798-8015

E-Mail Address: wbmiller@ttu.edu

SID FAX Number: (806) 742-1970

Press Row Phone: (806) 742-3688

Web Site Address: www.texastech.com

SID Mailing Address: Texas Tech Media Relations,

Box 43021, Red Raider Avenue, Lubbock, TX 79409-3021

Key Media Contacts

Local Beat Writer

Randy Rosetta, Lubbock Avalanche-Journal (806) 762-8844

Radio Network

Play-by-Play Announcer: Jack Dale

Radio Contact Person: Loyd Senn

Flagship Station/Address: P.O. Box 6060

Lubbock, TX 79493


Phone: (806) 792-2000

Texas A&M Aggies

12:45 p.m. (ESPN-Plus) ♦ Saturday, Feb. 27, 1999 ♦ Bob Devaney Sports Center ♦ Lincoln, Neb.



Melvin Watkins
Head Coach



Shanne Jones
Forward

General Information

Location: College Station, Texas
Enrollment: 43,406
Founded: 1872
Nickname: Aggies
Colors: Maroon and white
Conference: Big 12
Home Arena: Reed Arena (12,500)
President: Dr. Ray M. Bowen
Athletic Director: Wally Groff

Coaching Staff

Head Coach: Melvin Watkins (UNC Charlotte '77)
Career Record: 42-20 in two years
Record at Texas A&M: first season
Watkins vs. NU: first meeting
Basketball Office Phone: (409) 845-4531
Best time to reach Watkins: Weekday mornings
Assistant Coaches: Tom Billeter, Lew Hill, Bobby Kummer
Basketball Trainer: Mike Ricke

Sports Information

SID Contact: Colin Killian
Office Phone: (409) 845-3289
Home Phone: (409) 693-5981
E-Mail Address: colin@athletics.tamu.edu
SID FAX Number: (409) 680-9493
Press Row Phone: (409) 862-6944
SID Mailing Address: Sports News Office, Texas A&M University,
College Station, TX 77843-1228

Key Media Contacts

Local Beat Writer
Brent Zwermeman--Bryan/College Station Eagle (409) 776-4444

Radio Network

Play-by-Play Announcer: Dave South
Color: John Thornton
Flagship Station/Address: Clear Channel Radio, Texas A&M Athletic
Dept., College Station, TX 77843-1228
Phone: (409) 845-3248

Aggie Outlook

1997-98 Record: 7-20, 1-15 in Big 12 (12th)
Final 1998 National Ranking: None
1998 Postseason Play: None
Lettermen Returning/Lost: 8/3
Starters Returning/Lost: 2/3

Top Returnees

Name	Pos.	Ht.	Wt.	Yr.	Pts.	Reb.
Shanne Jones	F	6-5	230	Sr.	18.0	6.7
Michael Schmidt	G	6-5	205	So.	8.9	3.0
Aaron Jack	F	6-8	235	So.	8.3	6.5
Jerald Brown	F	6-8	220	So.	7.4	4.2

Top Newcomers

Name	Pos.	Ht.	Wt.	Yr.
Clifton Cook	G	6-1	170	Jr.
Larry Jackson	C	6-10	255	Fr.
Joe White	C	6-10	230	Fr.

Key Losses

Name	Pos.	Ht.	Pts.	Reb.
Larry Thompson	C	6-9	7.3	5.9
Brian Barone	G	6-0	3.2	2.2
Steve Houston	G	6-1	210	Jr. 9.5 3.7

1998-99 Schedule

Nov. 13	North Texas
Nov. 19	at Stephen F. Austin
Nov. 21	Centenary
Nov. 28	at Oral Roberts
Dec. 1	Alabama
Dec. 3	at Sam Houston State
Dec. 6	Lamar
Dec. 9	Tulane
Dec. 19	Arizona State
Dec. 28	at Southern
Jan. 2	at Kansas
Jan. 6	Oklahoma State
Jan. 9	Missouri
Jan. 13	at Texas Tech
Jan. 16	Iowa State
Jan. 23	at Baylor
Jan. 27	Texas Tech
Jan. 30	at Oklahoma State
Feb. 3	at Texas
Feb. 6	Baylor
Feb. 10	Kansas State
Feb. 13	at Oklahoma
Feb. 17	at Colorado
Feb. 20	Texas
Feb. 24	Oklahoma
Feb. 27	at Nebraska
March 4-7	Big 12 Tournament @ Kansas City, Mo.

1997-98 Results (7-20, 1-15)

W, 86-73	Stephen F. Austin
W, 102-61	Missouri-Kansas City
W, 97-53	Bethune-Cookman
W, 80-67	Southern
L, 64-81	at Alabama
W, 91-68	Sam Houston State
L, 82-86 (OT)	Colorado State
L, 81-83	at Arizona State
W, 105-60	Maryland-Eastern Shore
L, 66-75	at Washington State
L, 65-100	Oklahoma State
L, 64-73	at Baylor
L, 66-76	Oklahoma
L, 65-83	Kansas
L, 59-68	at Iowa State
L, 62-94	at Oklahoma State
L, 67-68	Colorado
L, 71-80	at Oklahoma
L, 80-81	Texas
L, 75-102	at Texas Tech
L, 58-75	Nebraska
L, 60-73	at Missouri
L, 74-87	at Texas
L, 83-86	Texas Tech
L, 80-95	at Kansas State
W, 80-75	Baylor
L, 63-66	Baylor*

*Big 12 Tournament, Kansas City, Mo.

Big 12 Series Records, Notes

The Baylor Series: Nebraska 5, Baylor 2

In Lincoln: Nebraska leads, 3-0
At Bob Devaney Sports Center: Nebraska leads, 2-0
In Waco: Series tied, 1-1
At Ferrell Center: BU leads, 1-0
At Maui: Baylor leads, 1-0
In Kansas City: Nebraska leads, 1-0
In Kemper Arena: NU leads, 1-0

Year	NU-BU	Site	1996-97	60-71	(A)
1949-50	69-55	(H)	1997-98	66-55	(H)
1981-82	64-63	(A)		65-46*	(N)
1982-83	59-56	(H)	* Phillips 66 Big 12 Tournament		
1987-88	79-82	(N)			

Husker-Bear Notes

◆ Nebraska won the first three series meetings, Baylor won the next two meetings, before NU swept last year's two-game set.

◆ Baylor has won the only meeting between the two teams in the Ferrell Center, the site of this year's contest.

Husker-Bear Superlatives

Most consecutive wins (year ended): Nebraska 3 (1982-83, first three games of series); Baylor 2 (1996-97)

Most points scored: Nebraska 79, at Maui, Nov. 28, 1987; Baylor, 82, at Maui, Nov. 28, 1987

Highest combined score: 161, Baylor 82, Nebraska 79, at Maui, Nov. 28, 1987

Biggest winning margin: Nebraska, 19, at Kansas City, March 7, 1998 (65-46); Baylor, 11, at Waco, Feb. 19, 1997 (71-60)

Individual scoring high: Nebraska 22, Derrick Vick at Maui, Nov. 28, 1987, Tyronn Lue at Kansas City, March 7, 1998; Baylor, 26, Terry Teagle at Waco, Dec. 9, 1981

The Colorado Series: Nebraska 62, Colorado 59

In Lincoln: Nebraska leads, 41-12
At Devaney Sports Center: Nebraska leads, 19-4
In Boulder: Colorado leads, 34-20
At Coors Events Center: Nebraska leads, 11-8
In Kansas City: Colorado leads, 13-1
At Kemper Arena: Colorado leads, 2-0
In Phillips 66 Big Eight Tournament: Colorado leads, 1-0

Year	NU-CU	Site	80-65	(A)
1902-03	28-12	(A)	78-86	(H)
1919-20	27-16	(A)	67-75	(H)
	24-17	(A)	58-83	(A)
1937-38	29-18	(H)	47-89	(KC)
1947-48	59-55	(A)	84-77	(H)
	58-53	(H)	66-77	(A)
1948-49	45-43	(H)	63-78	(A)
	56-45	(A)	50-77	(H)
1949-50	57-67	(KC)	74-52	(H)
	59-72	(A)	56-60	(A)
	59-49	(H)	50-41	(H)
1950-51	45-51	(A)	52-54	(A)
	58-45	(H)	50-54	(KC)
1951-52	63-68	(B)	50-57	(A)
	63-61	(H)	62-61	(H)
	65-67	(A)	55-64	(KC)
1952-53	53-67	(KC)	(OT) 57-62	(A)

	54-58	(H)	1978-79	61-74	(KC)
1960-61	65-61	(H)		61-64	(A)
	**51-66	(A)		79-52	(H)
1961-62	56-58	(H)	1979-80	53-44	(A)
	63-74	(A)		55-56	(H)
1962-63	47-59	(KC)	1980-81	59-62	(H)
	47-75	(H)		57-56	(A)
	51-80	(A)		*66-70	(H)
1963-64	58-80	(KC)	1981-82	74-57	(A)
	52-60	(H)		74-57	(H)
	73-89	(A)	1982-83	69-72	(A)
1964-65	52-70	(KC)		68-56	(H)
	52-62	(A)	1983-84	57-60	(A)
	66-59	(H)		75-67	(H)
1965-66	70-63	(H)	1984-85	85-67	(H)
	88-95	(A)		61-64	(A)
1966-67	66-73	(KC)	1985-86	77-60	(A)
	84-80	(H)		79-72	(H)
	57-64	(A)	1986-87	86-66	(H)
1967-68	87-73	(H)		68-65	(A)
	73-75	(A)	1987-88	63-57	(A)
1968-69	81-83	(A)		75-67	(H)
	79-65	(H)	1988-89	80-83	(A)
1969-70	60-72	(KC)		97-59	(H)
	60-58	(H)	1989-90	91-82	(A)
	59-76	(A)		96-82	(H)
1970-71	77-67	(KC)	1990-91	69-86	(A)
	65-63	(A)		86-72	(H)
	85-71	(H)	1991-92	84-74	(A)
1971-72	67-55	(H)		84-70	(H)
	57-67	(A)	1992-93	82-67	(A)
1972-73	59-67	(H)		76-67	(H)
	63-71	(A)	1993-94	106-67	(H)
1973-74	64-65	(A)		81-86	(A)
	65-42	(H)	1994-95	100-86	(A)
1974-75	85-59	(H)		74-80	(H)
	61-62	(A)	1995-96	79-74	(H)
1975-76	66-64	(A)		64-78	(A)
	80-61	(H)	1996-97	73-79	(A)
1976-77	50-55	(KC)		77-69	(H)
	69-54	(H)	1997-98	87-72	(H)
	73-62	(A)		79-71	(A)
1977-78	64-73	(A)	*Phillips 66 Big Eight Tournament		
	86-75	(H)	**Colorado forfeit		

Husker-Buffalo Notes

◆ Nebraska has won 18 of the last 23 meetings between the teams to take a 62-59 series lead. Nebraska has won 15 of the last 16 over the Buffs in Lincoln, dropping only an 80-74 decision in 1994-95.

◆ Colorado is Nebraska's second-oldest Big Eight rival, as the teams first met during the 1902-03 season in Boulder. The series, though, ranks as Nebraska's second shortest among former Big Eight teams at 121 games (NU has faced Oklahoma State 103 times).

◆ Nebraska posted the first series sweep since 1992-93, by winning both 1997-98 contests. NU swept six of eight season series between 1985-93.

Husker-Buffalo Superlatives

Most consecutive wins (year ended): Nebraska eight (1949-50, first eight games of series); Colorado 11 (1964-65)

Most points scored: Nebraska 106, at Lincoln, Jan. 8, 1994; Colorado, 95, at Boulder, March 5, 1966

Highest combined score: 186, Nebraska 100, Colorado 86, at Boulder, Feb. 8, 1995

Biggest winning margin: Nebraska, 39, at Lincoln, Jan. 8, 1994 (105-67); Colorado 42, at Big Seven Tournament, Dec. 29, 1954 (89-47)

Individual scoring high: Nebraska 31, Jaron Boone, at Boulder, Feb. 8, 1995, Tyronn Lue, at Boulder, Feb. 21, 1998; Colorado, 42, Chuck Gardner, at Boulder, March 5, 1966

The Iowa State Series: Nebraska 122, Iowa State 86

In Lincoln: Nebraska leads, 72-27

At Devaney Sports Center: Nebraska leads, 15-8

In Ames: Iowa State leads, 51-45

At Hilton Coliseum: Iowa State leads, 14-13

In Kansas City: Iowa State leads, 8-5

At Kemper Arena: Iowa State leads, 2-1

In Phillips 66 Big Eight Tournament: Iowa State leads, 2-1

Year	NU-ISU	Site	1931-32	28-24	(A)
1908-09	42-20	(H)	32-33	(H)	
	40-21	(H)	1932-33 (OT)	25-30	(H)
	16-22	(A)	43-16	(A)	
1909-10	31-17	(A)	1933-34	37-31	(A)
	24-21	(H)	26-21	(H)	
	29-26	(H)	1934-35	32-31	(H)
1910-11	23-34	(A)	14-22	(A)	
	17-18	(A)	1935-36 (OT)	40-41	(A)
	41-20	(H)	49-20	(H)	
1911-12	31-33	(H)	1936-37	45-33	(H)
	27-31	(A)	48-31	(A)	
	22-19	(A)	1937-38	35-32	(A)
1912-13	33-12	(H)	50-23	(H)	
	40-14	(H)	1938-39	51-44	(H)
	31-21	(A)	28-41	(A)	
1913-14	31-12	(A)	1939-40	44-28	(H)
	29-12	(A)	33-40	(A)	
	16-10	(A)	1940-41	38-35	(A)
1914-15	28-8	(H)	41-36	(H)	
	24-12	(H)	1941-42	33-39	(A)
	15-9	(A)	39-31	(H)	
1915-16	16-3	(A)	1942-43	38-50	(A)
	24-16	(H)	51-36	(H)	
	41-13	(H)	1943-44	24-56	(H)
1916-17	3-15	(H)	35-58	(A)	
	25-12	(H)	1944-45	38-50	(H)
	24-12	(A)	45-47	(A)	
1917-18	11-25	(A)	1945-46	39-57	(A)
	35-21	(H)	45-57	(H)	
	31-14	(H)	1946-47	54-51	(KC)
1918-19	23-14	(A)	44-61	(A)	
	29-17	(A)	54-56	(H)	
	7-19	(A)	1947-48	44-55	(A)
1919-20	17-24	(A)	62-57	(H)	
	22-24	(H)	1948-49	71-50	(H)
	24-21	(H)	44-41	(A)	
1920-21	30-38	(A)	1949-50 (OT)	85-67	(KC)
	32-23	(A)	64-46	(H)	
	33-16	(H)	(OT) 56-54	(A)	
1921-22	37-11	(H)	1950-51	51-49	(H)
	21-14	(A)	51-67	(A)	
	7-26	(H)	1951-52	66-76	(KC)
1922-23	21-15	(A)	72-78	(A)	
	17-21	(H)	75-53	(H)	
	18-16	(A)	1952-53	83-79	(KC)
1923-24	27-14	(H)	60-78	(H)	
	37-17	(H)	66-93	(A)	
	28-13	(A)	1953-54	74-60	(A)
1924-25	18-13	(H)	78-65	(H)	
	27-12	(A)	1954-55	76-63	(H)
	35-19	(H)	75-82	(A)	
1925-26	24-26	(A)	1955-56 (OT)	69-71	(H)
	37-26	(H)	74-94	(A)	
	32-26	(A)	1956-57	69-89	(KC)
1926-27	45-39	(H)	47-59	(A)	
	33-37	(A)	67-58	(H)	
	32-22	(A)	1957-58	51-61	(KC)
1927-28	52-50	(H)	52-57	(H)	
	31-19	(H)	63-78	(A)	
	28-42	(A)			

1958-59	52-49	(H)	1978-79	72-68	(A)
	56-59	(A)		46-48	(H)
1959-60	53-57	(A)	1979-80	58-50	(A)
	69-49	(H)		69-66	(H)
1960-61	58-66	(H)	1980-81	61-56	(A)
	62-68	(A)		81-61	(H)
1961-62	72-84	(A)	1981-82	60-47	(H)
	66-79	(H)		61-63	(A)
1962-63	68-82	(KC)	1982-83	59-54	(A)
	69-83	(A)		67-66	(H)
	54-75	(H)		*94-71	(H)
1963-64	55-52	(A)	1983-84	64-63	(A)
	57-55	(H)		48-69	(H)
1964-65	62-69	(KC)	1984-85	65-76	(A)
	88-79	(H)		74-57	(H)
	69-65	(A)	1985-86	75-58	(H)
1965-66	76-74	(A)		73-81	(A)
	81-70	(H)		*58-75	(KC)
1966-67	94-82	(H)	1986-87	75-91	(A)
	76-65	(A)		66-65	(H)
1967-68	70-85	(A)	1987-88	76-114	(A)
	(OT) 92-93	(H)		84-85	(H)
1968-69	(OT) 93-99	(A)	1988-89	76-88	(A)
	(OT) 74-75	(H)		77-74	(H)
1969-70	74-66	(KC)	1989-90	83-91	(H)
	70-72	(A)		85-101	(A)
	87-81	(H)	1990-91	97-87	(H)
1970-71	84-62	(H)		65-57	(A)
	(OT) 69-67	(A)	1991-92	68-63	(H)
1971-72	76-71	(H)		80-70	(A)
	67-76	(A)	1992-93	69-96	(A)
1972-73	64-75	(KC)		91-87	(H)
	60-81	(A)	1993-94	78-72	(A)
	76-82	(H)		102-96	(H)
1973-74(3OT)	91-88	(H)	1994-95	69-72	(A)
	58-76	(A)		77-79	(H)
1974-75	75-62	(H)	1995-96	65-75	(H)
	69-82	(A)		59-74	(A)
1975-76	66-56	(A)		60-62*	(N)
	82-66	(H)	1996-97	67-77	(H)
1976-77	75-55	(KC)		(OT) 74-69	(A)
	49-48	(A)	1997-98	63-49	(H)
	66-51	(H)		70-62	(A)
1977-78	59-65	(H)			
	62-56	(A)			

Husker-Cyclone Notes

◆ Recently, the series has been one of streaks. Nebraska has won the last three meetings in the series, after an Iowa State six-game winning streak. From 1991-94, the Huskers won seven of eight games between the two schools.

◆ Nebraska's win in Ames last season was a significant one. It marked the first time NU had won six straight league games in 17 seasons and the first time NU won three consecutive league road games in 14 years. The Huskers also won for the second straight year and fifth time in eight seasons at Hilton Coliseum.

Husker-Cyclone Superlatives

Most consecutive wins (year ended): Nebraska, 16 (1914-15); Iowa State, seven (1962-63)

Most points scored: Nebraska, 97, at Lincoln, Jan. 12, 1991; Iowa State 114, at Ames, Jan. 20, 1988

Highest combined score: 198, Nebraska 102, Iowa State 96, at Lincoln, Feb. 12, 1994

Biggest winning margin: Nebraska 29, at Lincoln, Feb. 15, 1936 (49-20); Iowa State 38, at Ames, Jan. 20, 1988 (114-74)

Individual scoring high: Nebraska 32, Marvin Stewart, twice; Iowa State 39, Don Smith, at Lincoln, Jan. 5, 1968

The Kansas Series: Kansas 144, Nebraska 68

In Lincoln: Kansas leads, 52-42
At Devaney Sports Center: Nebraska leads, 14-8
In Lawrence: Kansas leads, 76-22
Allen Fieldhouse: Kansas leads, 37-6
In Kansas City: Kansas leads, 15-4
At Kemper Arena: Kansas leads, 3-1
In Manhattan: Kansas leads, 1-0
In Phillips 66 Big Eight Tournament: Kansas leads, 3-1

Year	NU-KU	Site	1931-32	31-34	(H)
1899-1900	48-8	(H)	1931-32	31-34	(H)
1901-02	35-29	(A)	1932-33	29-32	(A)
1902-03	23-19	(H)	1933-34	20-34	(H)
1905-06	17-37	(H)	1933-34	24-21	(H)
1906-07	32-19	(A)	1934-35	24-25	(A)
1907-08	20-17	(A)	1934-35	21-32	(A)
	23-21	(A)	1935-36	24-32	(H)
	26-28	(H)	1935-36	23-45	(A)
	25-28	(H)	1935-36	36-43	(H)
1908-09	13-48	(A)	1936-37	22-27	(A)
	17-36	(A)	1936-37	37-32	(H)
	13-18	(H)	1937-38	33-48	(A)
	22-28	(KC)	1937-38	47-50	(H)
	15-24	(KC)	1938-39	48-37	(H)
	32-29	(KC)	1938-39	46-49	(A)
1909-10	17-33	(A)	1939-40	24-40	(A)
	16-40	(A)	1939-40	41-48	(H)
	20-40	(H)	1940-41	38-44	(A)
	13-40	(H)	1940-41	53-55	(H)
1910-11	15-11	(A)	1941-42	32-51	(H)
	12-37	(A)	1941-42	30-58	(A)
	38-26	(H)	1942-43	24-56	(H)
	34-24	(H)	1942-43	33-52	(A)
1911-12	30-26	(A)	1943-44	27-51	(A)
	30-27	(A)	1943-44	47-56	(H)
	49-21	(H)	1944-45	33-48	(A)
	29-28	(H)	1944-45	59-45	(H)
1912-13	40-26	(H)	1945-46	45-56	(H)
	18-16	(A)	1945-46	30-72	(A)
	*24-30	(N)	1946-47	48-46	(H)
1914-15	17-45	(A)	1946-47	37-69	(A)
	23-30	(A)	1947-48 (OT)	60-64	(KC)
1915-16	34-33	(H)	1947-48 (OT)	61-57	(A)
	40-27	(H)	1948-49	70-64	(H)
1916-17	21-19	(A)	1948-49	52-34	(H)
	10-30	(A)	1949-50	49-39	(A)
1917-18	24-23	(H)	1949-50	57-56	(H)
	25-31	(H)	1949-50	36-49	(A)
1918-19	17-31	(A)	1950-51	47-63	(KC)
	29-24	(A)	1950-51	41-66	(A)
1921-22	15-25	(H)	1951-52	52-61	(H)
	18-41	(A)	1951-52	66-69	(H)
1922-23	20-30	(A)	1951-52	52-90	(A)
	15-36	(H)	1952-53	66-73	(KC)
1923-24	18-19	(A)	1952-53	59-65	(H)
	10-13	(H)	1953-54	58-77	(A)
1924-25	20-25	(H)	1953-54	68-79	(A)
	20-28	(A)	1953-54	62-67	(H)
1925-26	14-25	(H)	1954-55	66-69	(KC)
	17-30	(A)	1954-55	66-62	(H)
1926-27	27-24	(A)	1955-56	66-55	(A)
	25-34	(H)	1955-56	56-80	(A)
1927-28	27-33	(A)	1955-56	56-60	(H)
	32-28	(H)	1956-57	54-69	(H)
1928-29	30-29	(H)	1956-57	60-87	(A)
	37-31	(A)	1957-58	46-102	(A)
1929-30	20-27	(A)	1957-58	43-41	(H)
	35-36	(H)	1958-59	55-63	(H)
1930-31 (OT)	31-30	(A)	1958-59	50-66	(A)
	29-34	(H)			

1959-60	47-60	(H)	1977-78	62-58	(H)
	74-79	(A)	1977-78	70-75	(A)
1960-61	53-78	(KC)	1978-79 (OT)	66-64	(H)
	33-38	(H)		59-66	(A)
	69-68	(A)	1979-80	64-57	(H)
1961-62	68-69	(KC)	1979-80	61-56	(A)
	69-67	(A)	1980-81	57-54	(H)
	70-73	(H)	1980-81	49-75	(A)
1962-63	53-72	(A)	1981-82	75-55	(H)
	39-45	(H)	1981-82	63-66	(A)
1963-64	48-74	(A)	1982-83	68-61	(H)
	55-64	(H)	1982-83	60-58	(A)
1964-65	56-66	(H)	1983-84	61-77	(A)
	62-71	(A)	1983-84	66-67	(H)
1965-66	61-71	(KC)	1984-85	80-91	(H)
	83-75	(H)	1984-85	65-70	(A)
	73-110	(A)		**69-74	(A)
1966-67	58-84	(A)	1985-86	70-81	(H)
	57-64	(H)	1985-86	61-79	(A)
1967-68	60-71	(A)	1986-87	65-86	(A)
	76-69	(H)	1986-87 (OT)	83-81	(H)
1968-69	56-82	(KC)	1987-88	70-68	(H)
	52-56	(H)	1987-88	48-70	(A)
	73-79	(A)	1988-89	74-70	(H)
1969-70	78-73	(KC)	1988-89	71-80	(A)
	84-73	(H)	1989-90	93-98	(H)
	87-100	(A)	1989-90	67-94	(A)
1970-71	52-72	(KC)	1990-91	77-85	(A)
	67-81	(H)	1990-91	85-75	(H)
	54-59	(A)		**87-83	(KC)
1971-72 (OT)	55-57	(A)	1991-92	78-103	(A)
	99-78	(H)	1991-92 (OT)	83-81	(H)
1972-73	74-72	(KC)	1992-93	68-64	(H)
	59-46	(A)	1992-93	83-94	(A)
	62-59	(H)	1993-94	87-94	(A)
1973-74	66-75	(KC)	1993-94	96-87	(H)
	64-79	(A)	1994-95	67-84	(A)
	46-51	(H)	1994-95	68-91	(H)
1974-75	62-63	(KC)	1995-96	73-88	(H)
	44-72	(A)	1995-96	71-81	(A)
	(2OT) 77-79	(H)	1996-97(OT)	77-82	(A)
1975-76	66-69	(KC)	1996-97(OT)	65-85	(H)
	57-54	(H)	1997-98	76-96	(A)
	62-58	(A)	1997-98	71-82	(H)
1976-77	60-57	(H)		**59-91	(KC)
	66-74	(A)			
	**58-61	(A)			

*at Manhattan, Kan.
 **Phillips 66 Big Eight Tournament

Husker-Jayhawk Notes

◆ Kansas has won the past four meetings in the Bob Devaney Sports Center, after Nebraska had won the previous four contests in Lincoln.

◆ Kansas has entered the last 15 meetings between the two teams ranked in the nation's top 10.

◆ Nebraska handed Kansas its worst loss ever, 48-8, in the first-ever meeting between the schools, March 2, 1900. Kansas turned the trick on Nebraska during the 1957-58 season, handing the Cornhuskers their worst loss ever, 102-46, at Lawrence.

◆ The Huskers and Jayhawks combined for 39 points in overtime at Lawrence in 1996-97, one off an NCAA record.

Husker-Jayhawk Superlatives

Most consecutive wins (year ended): Nebraska eight (1912-13); Kansas 12 twice (1944-45, 1954-55)

Most points scored: Nebraska 99, at Lincoln, Feb. 19, 1972; Kansas, 110, at Lawrence, Feb. 26, 1966

Highest combined score: 191, Kansas 98, Nebraska 93, at Lincoln, Jan. 8, 1990

Biggest winning margin: Nebraska 40, at Lincoln, March 2, 1900 (48-8); Kansas 56, at Lawrence, Feb. 8, 1958 (102-46)

Individual scoring high: Nebraska 38, Tom Russell, at Lincoln, 1962; Feb. 21, Kansas 46, Wilt Chamberlain, at Lawrence, Feb. 8, 1958



The Kansas State Series: Kansas State 111, Nebraska 82

In Lincoln: Nebraska leads, 51-32
 At Devaney Sports Center: Nebraska leads, 15-8
 In Manhattan: Kansas State leads, 63-28
 At Bramlage Coliseum: Kansas State leads, 7-3
 In Kansas City: Kansas State leads, 16-3
 At Kemper Arena: Kansas State leads, 6-0
 In the Phillips 66 Big Eight Tournament: Kansas State leads, 6-0

Year	NU-KSU	Site	1943-44	1944-45	1945-46	1946-47	1947-48	1948-49	1949-50(OT)	1950-51	1951-52	1952-53	1953-54	1954-55	1955-56	1956-57	1957-58	1958-59	1959-60	1960-61	1961-62	1962-63	1963-64	1964-65	1965-66	1966-67	1967-68
1905-06	50-14	(A)	54-47	37-40	62-47	54-63	45-64	34-48	65-63	53-72	67-87	80-67	78-74	69-59	51-79	53-89	57-88	43-50	63-71	67-77	48-60	53-66	78-100	62-57	82-71	81-98	66-62
1907-08	36-18	(A)	37-40	46-49	44-37	54-50	49-56	70-48	60-63	50-79	48-74	80-108	88-75	62-79	56-66	53-89	55-48	43-50	70-60	67-77	48-60	60-72	66-73	67-79	79-69	79-71	66-62
1908-09	38-31	(A)	37-40	46-49	44-37	54-50	49-56	70-48	60-63	50-79	48-74	80-108	88-75	62-79	56-66	53-89	55-48	43-50	70-60	67-77	48-60	60-72	66-73	67-79	79-69	79-71	66-62
1909-10	16-27	(A)	37-40	46-49	44-37	54-50	49-56	70-48	60-63	50-79	48-74	80-108	88-75	62-79	56-66	53-89	55-48	43-50	70-60	67-77	48-60	60-72	66-73	67-79	79-69	79-71	66-62
1911-12	17-28	(H)	37-40	46-49	44-37	54-50	49-56	70-48	60-63	50-79	48-74	80-108	88-75	62-79	56-66	53-89	55-48	43-50	70-60	67-77	48-60	60-72	66-73	67-79	79-69	79-71	66-62
1912-13	26-25	(A)	37-40	46-49	44-37	54-50	49-56	70-48	60-63	50-79	48-74	80-108	88-75	62-79	56-66	53-89	55-48	43-50	70-60	67-77	48-60	60-72	66-73	67-79	79-69	79-71	66-62
1914-15	27-16	(H)	37-40	46-49	44-37	54-50	49-56	70-48	60-63	50-79	48-74	80-108	88-75	62-79	56-66	53-89	55-48	43-50	70-60	67-77	48-60	60-72	66-73	67-79	79-69	79-71	66-62
1915-16	26-19	(A)	37-40	46-49	44-37	54-50	49-56	70-48	60-63	50-79	48-74	80-108	88-75	62-79	56-66	53-89	55-48	43-50	70-60	67-77	48-60	60-72	66-73	67-79	79-69	79-71	66-62
1916-17	26-20	(A)	37-40	46-49	44-37	54-50	49-56	70-48	60-63	50-79	48-74	80-108	88-75	62-79	56-66	53-89	55-48	43-50	70-60	67-77	48-60	60-72	66-73	67-79	79-69	79-71	66-62
1917-18	21-20	(H)	37-40	46-49	44-37	54-50	49-56	70-48	60-63	50-79	48-74	80-108	88-75	62-79	56-66	53-89	55-48	43-50	70-60	67-77	48-60	60-72	66-73	67-79	79-69	79-71	66-62
1918-19	26-25	(H)	37-40	46-49	44-37	54-50	49-56	70-48	60-63	50-79	48-74	80-108	88-75	62-79	56-66	53-89	55-48	43-50	70-60	67-77	48-60	60-72	66-73	67-79	79-69	79-71	66-62
1919-20	13-45	(A)	37-40	46-49	44-37	54-50	49-56	70-48	60-63	50-79	48-74	80-108	88-75	62-79	56-66	53-89	55-48	43-50	70-60	67-77	48-60	60-72	66-73	67-79	79-69	79-71	66-62
1921-22	10-34	(A)	37-40	46-49	44-37	54-50	49-56	70-48	60-63	50-79	48-74	80-108	88-75	62-79	56-66	53-89	55-48	43-50	70-60	67-77	48-60	60-72	66-73	67-79	79-69	79-71	66-62
1922-23	31-23	(A)	37-40	46-49	44-37	54-50	49-56	70-48	60-63	50-79	48-74	80-108	88-75	62-79	56-66	53-89	55-48	43-50	70-60	67-77	48-60	60-72	66-73	67-79	79-69	79-71	66-62
1923-24	16-26	(A)	37-40	46-49	44-37	54-50	49-56	70-48	60-63	50-79	48-74	80-108	88-75	62-79	56-66	53-89	55-48	43-50	70-60	67-77	48-60	60-72	66-73	67-79	79-69	79-71	66-62
1924-25	25-24	(A)	37-40	46-49	44-37	54-50	49-56	70-48	60-63	50-79	48-74	80-108	88-75	62-79	56-66	53-89	55-48	43-50	70-60	67-77	48-60	60-72	66-73	67-79	79-69	79-71	66-62
1925-26	21-13	(H)	37-40	46-49	44-37	54-50	49-56	70-48	60-63	50-79	48-74	80-108	88-75	62-79	56-66	53-89	55-48	43-50	70-60	67-77	48-60	60-72	66-73	67-79	79-69	79-71	66-62
1927-28	21-15	(A)	37-40	46-49	44-37	54-50	49-56	70-48	60-63	50-79	48-74	80-108	88-75	62-79	56-66	53-89	55-48	43-50	70-60	67-77	48-60	60-72	66-73	67-79	79-69	79-71	66-62
1928-29	14-17	(H)	37-40	46-49	44-37	54-50	49-56	70-48	60-63	50-79	48-74	80-108	88-75	62-79	56-66	53-89	55-48	43-50	70-60	67-77	48-60	60-72	66-73	67-79	79-69	79-71	66-62
1929-30	27-14	(H)	37-40	46-49	44-37	54-50	49-56	70-48	60-63	50-79	48-74	80-108	88-75	62-79	56-66	53-89	55-48	43-50	70-60	67-77	48-60	60-72	66-73	67-79	79-69	79-71	66-62
1930-31	23-26	(A)	37-40	46-49	44-37	54-50	49-56	70-48	60-63	50-79	48-74	80-108	88-75	62-79	56-66	53-89	55-48	43-50	70-60	67-77	48-60	60-72	66-73	67-79	79-69	79-71	66-62
1931-32	23-11	(A)	37-40	46-49	44-37	54-50	49-56	70-48	60-63	50-79	48-74	80-108	88-75	62-79	56-66	53-89	55-48	43-50	70-60	67-77	48-60	60-72	66-73	67-79	79-69	79-71	66-62
1932-33	32-20	(H)	37-40	46-49	44-37	54-50	49-56	70-48	60-63	50-79	48-74	80-108	88-75	62-79	56-66	53-89	55-48	43-50	70-60	67-77	48-60	60-72	66-73	67-79	79-69	79-71	66-62
1933-34	26-41	(A)	37-40	46-49	44-37	54-50	49-56	70-48	60-63	50-79	48-74	80-108	88-75	62-79	56-66	53-89	55-48	43-50	70-60	67-77	48-60	60-72	66-73	67-79	79-69	79-71	66-62
1934-35	21-28	(H)	37-40	46-49	44-37	54-50	49-56	70-48	60-63	50-79	48-74	80-108	88-75	62-79	56-66	53-89	55-48	43-50	70-60	67-77	48-60	60-72	66-73	67-79	79-69	79-71	66-62
1935-36	23-34	(H)	37-40	46-49	44-37	54-50	49-56	70-48	60-63	50-79	48-74	80-108	88-75	62-79	56-66	53-89	55-48	43-50	70-60	67-77	48-60	60-72	66-73	67-79	79-69	79-71	66-62
1936-37	26-24	(A)	37-40	46-49	44-37	54-50	49-56	70-48	60-63	50-79	48-74	80-108	88-75	62-79	56-66	53-89	55-48	43-50	70-60	67-77	48-60	60-72	66-73	67-79	79-69	79-71	66-62
1937-38	24-29	(H)	37-40	46-49	44-37	54-50	49-56	70-48	60-63	50-79	48-74	80-108	88-75	62-79	56-66	53-89	55-48	43-50	70-60	67-77	48-60	60-72	66-73	67-79	79-69	79-71	66-62
1938-39	22-28	(A)	37-40	46-49	44-37	54-50	49-56	70-48	60-63	50-79	48-74	80-108	88-75	62-79	56-66	53-89	55-48	43-50	70-60	67-77	48-60	60-72	66-73	67-79	79-69	79-71	66-62
1939-40	21-30	(A)	37-40	46-49	44-37	54-50	49-56	70-48	60-63	50-79	48-74	80-108	88-75	62-79	56-66	53-89	55-48	43-50	70-60	67-77	48-60	60-72	66-73	67-79	79-69	79-71	66-62
1940-41	25-24	(A)	37-40	46-49	44-37	54-50	49-56	70-48	60-63	50-79	48-74	80-108	88-75	62-79	56-66	53-89	55-48	43-50	70-60	67-77	48-60	60-72	66-73	67-79	79-69	79-71	66-62
1941-42	41-39	(A)	37-40	46-49	44-37	54-50	49-56	70-48	60-63	50-79	48-74	80-108	88-75	62-79	56-66	53-89	55-48	43-50	70-60	67-77	48-60	60-72	66-73	67-79	79-69	79-71	66-62
1942-43	42-46	(H)	37-40	46-49	44-37	54-50	49-56	70-48	60-63	50-79	48-74	80-108	88-75	62-79	56-66	53-89	55-48	43-50	70-60	67-77	48-60	60-72	66-73	67-79	79-69	79-71	66-62
	29-41	(A)	37-40	46-49	44-37	54-50	49-56	70-48	60-63	50-79	48-74	80-108	88-75	62-79	56-66	53-89	55-48	43-50	70-60	67-77	48-60	60-72	66-73	67-79	79-69	79-71	66-62
	38-43	(A)	37-40	46-49	44-37	54-50	49-56	70-48	60-63	50-79	48-74	80-108	88-75	62-79	56-66	53-89	55-48	43-50	70-60	67-77	48-60	60-72	66-73	67-79	79-69	79-71	66-62
	42-34	(H)	37-40	46-49	44-37	54-50	49-56	70-48	60-63	50-79	48-74	80-108	88-75	62-79	56-66	53-89	55-48	43-50	70-60	67-77	48-60	60-72	66-73	67-79	79-69	79-71	66-62
	25-32	(A)	37-40	46-49	44-37	54-50	49-56	70-48	60-63	50-79	48-74	80-108	88-75	62-79	56-66	53-89	55-48	43-50	70-60	67-77	48-60	60-72	66-73	67-79	79-69	79-71	66-62
	61-28	(H)	37-40	46-49	44-37	54-50	49-56	70-48	60-63	50-79	48-74	80-108	88-75	62-79	56-66	53-89	55-48	43-50	70-60	67-77	48-60	60-72	66-73	67-79	79-69	79-71	66-62
	33-23	(H)	37-40	46-49	44-37	54-50	49-56	70-48	60-63	50-79	48-74	80-108	88-75	62-79	56-66	53-89	55-48	43-50	70-60	67-77	48-60	60-72	66-73	67-79	79-69	79-71	66-62
	32-35	(A)	37-40	46-49	44-37	54-50	49-56	70-48	60-63	50-79	48-74	80-108	88-75	62-79	56-66	53-89	55-48	43-50	70-60	67-77	48-60	60-72	66-73	67-79	79-69	79-71	66-62
	44-38	(H)	37-40	46-49	44-37	54-50	49-56	70-48	60-63	50-79	48-74	80-108	88-75	62-79	56-66	53-89	55-48	43-50	70-60	67-77	48-60	60-72	66-73	67-79	79-69	79-71	66-62
	35-38	(A)	37-40	46-49	44-37	54-50	49-56	70-48																			

The Missouri Series: Missouri 107, Nebraska 81

In Lincoln: Nebraska leads, 48-36
 At Devaney Sports Center: Series tied, 11-11
 In Columbia: Missouri leads, 59-25
 At Hearnese Center: Missouri leads, 20-6
 In Kansas City: Missouri leads, 12-9
 At Kemper Arena: Missouri leads, 6-2
 In the Phillips 66 Big Eight Tournament: Missouri leads, 6-1

Year	NU-MU	Site	1945-46	54-63	(KC)
1907-08	41-30	(H)		44-42	(A)
	43-31	(H)		42-39	(H)
1908-09	24-26	(H)	1946-47	41-47	(A)
1910-11	26-39	(A)		49-60	(H)
	(OT) 36-37	(A)	1947-48	46-44	(KC)
	30-23	(H)		54-66	(H)
	20-23	(H)		41-47	(A)
1916-17	16-18	(H)	1948-49	50-52	(KC)
	7-18	(H)		47-46	(H)
1917-18	9-22	(A)		52-48	(A)
	8-16	(A)	1949-50	50-41	(H)
1918-19	28-26	(A)		55-48	(A)
	21-14	(A)	1950-51	54-52	(KC)
1921-22	31-46	(H)		54-52	(H)
	16-55	(A)		57-68	(A)
1922-23	18-33	(A)	1951-52	55-60	(H)
	22-39	(A)		53-68	(A)
1923-24	24-18	(H)	1952-53	73-62	(H)
	31-11	(A)		59-66	(A)
1924-25	25-20	(A)	1953-54	57-72	(KC)
	24-21	(H)		80-72	(H)
1925-26	24-26	(H)		67-82	(A)
	22-24	(A)	1954-55	58-75	(KC)
1926-27	35-23	(A)		59-67	(A)
	27-22	(H)		73-76	(H)
1927-28	15-36	(A)	1955-56	66-71	(KC)
	36-26	(H)		83-77	(H)
1928-29	25-30	(H)		80-88	(A)
	39-33	(A)	1956-57	70-65	(KC)
1929-30	21-27	(A)		84-65	(A)
	34-31	(H)		53-49	(H)
1930-31	42-32	(H)	1957-58	54-55	(A)
	20-33	(A)		(OT) 67-62	(H)
1931-32	18-30	(A)	1958-59	81-69	(H)
	28-32	(H)		81-79	(A)
1932-33	33-37	(A)	1959-60	78-67	(KC)
	31-39	(H)		61-69	(A)
1933-34	26-36	(A)		64-59	(H)
	34-27	(H)	1960-61	90-72	(KC)
1934-35	31-32	(A)		62-48	(H)
	21-23	(H)		76-97	(A)
1935-36	31-26	(H)	1961-62	65-63	(A)
	43-33	(A)		63-81	(H)
1936-37	31-22	(A)	1962-63	61-69	(H)
	50-21	(H)		72-84	(A)
1937-38	18-27	(H)	1963-64	(OT) 74-69	(H)
	30-38	(A)		60-78	(A)
1938-39	41-54	(A)	1964-65	74-92	(H)
	36-46	(H)		66-84	(A)
1939-40	33-46	(A)	1965-66	(OT) 69-67	(KC)
	40-41	(H)		82-60	(H)
1940-41	40-29	(H)		71-53	(A)
	38-36	(A)	1966-67	99-82	(H)
1941-42	51-45	(H)		80-73	(A)
	41-40	(A)	1967-68	75-66	(H)
1942-43	39-36	(A)		70-91	(A)
	56-50	(H)	1968-69	76-70	(KC)
1943-44	(OT) 32-36	(H)		87-71	(H)
	29-44	(A)		60-79	(A)
1944-45	41-47	(H)			
	(20T) 54-55	(A)			

1969-70	60-48	(H)	1984-85	74-66	(H)
	63-80	(A)		50-69	(A)
1970-71	81-72	(H)	1985-86	67-68	(H)
	65-77	(A)		75-66	(A)
1971-72	64-76	(KC)	1986-87	71-87	(H)
	65-80	(A)		64-80	(A)
1972-73	54-61	(H)	1987-88	70-68	(H)
	65-78	(H)		67-92	(A)
	70-86	(A)	1988-89	72-89	(H)
1973-74	75-58	(H)		63-79	(A)
	(OT) 88-87	(A)		*70-98	(KC)
1974-75	74-88	(A)	1989-90	95-111	(H)
	80-77	(H)		85-107	(A)
1975-76	57-62	(H)	1990-91	89-75	(H)
	(OT) 84-95	(A)		71-91	(A)
1976-77	63-76	(A)		*82-90	(KC)
	60-58	(H)	1991-92	73-83	(H)
1977-78	56-55	(H)		61-87	(A)
	52-74	(A)	1992-93	(OT) 88-87	(H)
	*58-61	(KC)		76-75	(A)
1978-79	(OT) 58-56	(KC)	1993-94	73-89	(H)
	60-76	(A)		78-80	(A)
1979-80	76-64	(H)		*98-91	(KC)
	63-84	(H)	1994-95	74-82	(H)
1980-81	60-73	(A)		78-75	(A)
	66-53	(H)	1995-96	76-58	(H)
1981-82	45-55	(A)		98-99	(A)
	42-44	(H)	1996-97	76-53	(H)
	67-51	(A)		74-75	(A)
	*53-58	(KC)		*72-78	(KC)
1982-83	56-79	(A)	1997-98	(OT) 76-81	(A)
	51-54	(H)		(OT) 67-66	(H)
	*63-69	(KC)			
1983-84	48-50	(H)			
	(OT) 61-56	(A)			

*Phillips 66 Big Eight/
Big 12 Tournament.

Husker-Tiger Notes

◆ One of Nebraska's biggest wins ever was a 67-51 victory at 19-0 and No. 1 Missouri, Feb. 6, 1982.

◆ Nebraska's Jerry Fort scored a then-school record 40 points in the Huskers' 80-77 homecourt win over the Tigers, Feb. 22, 1975.

◆ The last six meetings between Nebraska and Missouri in Columbia have been decided by a total of 13 points, including one-point Tiger victories in 1996 and 1997 and an overtime MU victory last season.

◆ Last year's Mizzou-Nebraska series marked the second time in school history the Huskers have played two overtime games in one season against the same opponent. NU and Oklahoma went extra sessions in both 1995-96 meetings.

Husker-Tiger Superlatives

Most consecutive wins (year ended): Nebraska six, three times (1943-44, 1950-51, 1967-68); Missouri six, four times (1933-34, 1940-41, 1973-74, 1989-90)

Most points scored: Nebraska 99, at Lincoln, Jan. 28, 1967; Missouri 111, at Lincoln, Jan. 13, 1990

Highest combined score: 206, Missouri 111, Nebraska 95, at Lincoln, Jan. 13, 1990

Biggest winning margin: Nebraska 29, at Lincoln, Feb. 19, 1937 (50-21); Missouri 39, at Columbia, Feb. 24, 1922 (55-16)

Individual scoring high: Nebraska 40, Jerry Fort, at Lincoln, Feb. 22, 1974; Missouri 46, Joe Scott, at Columbia, March 6, 1961



The Oklahoma Series: Oklahoma 95, Nebraska 77

In Lincoln: Nebraska leads, 44-35
 At Devaney Sports Center: Series tied, 11-11
 In Norman: Oklahoma leads, 55-19
 At Lloyd Noble Center: Oklahoma leads, 19-3
 In Kansas City: Nebraska leads, 14-5
 At Kemper Arena: Nebraska leads, 7-2
 In Phillips 66 Big Eight Tournament: Nebraska leads, 3-2

Year	NU-OU	Site	Year	Score	Location
1920-21	34-20	(H)	1950-51	49-72	(A)
	32-21	(H)		46-44	(H)
1921-22	21-29	(A)	1951-52	67-66	(H)
	39-34	(H)		59-65	(A)
1922-23	25-19	(H)	1952-53	59-53	(A)
	25-31	(A)		70-78	(H)
1923-24	35-21	(H)	1953-54	70-86	(KC)
	20-32	(H)		76-72	(H)
1924-25	23-18	(A)	1954-55	68-76	(A)
	31-17	(H)		75-67	(H)
1926-27	37-29	(A)	1955-56	76-78	(A)
	36-26	(H)	(OT) 68-61	(A)	
1927-28	36-38	(H)	(OT) 64-63	(H)	
	28-43	(A)	1956-57	53-55	(A)
1928-29	20-29	(A)		64-55	(H)
	34-39	(H)	1957-58	57-54	(H)
1929-30	35-30	(H)		39-66	(A)
	47-37	(A)	1958-59	60-43	(KC)
1930-31	36-30	(A)		48-54	(A)
	41-30	(H)	1959-60	54-63	(A)
1931-32	34-37	(H)		49-50	(H)
	32-46	(A)	1960-61	58-69	(A)
1932-33	35-39	(A)		83-61	(H)
	27-38	(H)	1961-62	57-56	(H)
1933-34	36-44	(H)		71-69	(A)
	23-53	(A)	1962-63	93-86	(KC)
1934-35	32-38	(A)		77-84	(A)
	32-24	(H)		75-77	(H)
1935-36	40-33	(A)	1963-64	66-75	(KC)
	55-28	(H)		76-69	(H)
1936-37	31-34	(H)		76-82	(A)
	33-29	(A)	1964-65	82-89	(A)
1937-38	48-50	(A)		67-63	(H)
	52-42	(H)	1965-66	92-79	(KC)
1938-39	39-56	(A)		86-78	(H)
	45-53	(H)		85-81	(A)
1939-40	41-56	(H)	1966-67	87-99	(A)
	28-45	(A)		97-78	(H)
1940-41	29-40	(H)	1967-68	75-65	(KC)
	43-42	(A)		110-90	(H)
1941-42	29-37	(A)		89-83	(A)
	41-46	(H)	1968-69	70-47	(KC)
1942-43	32-56	(H)		90-83	(H)
	48-65	(A)		70-64	(A)
1943-44	35-45	(A)	1969-70	70-60	(A)
	32-43	(H)		79-66	(H)
1944-45	37-44	(H)	1970-71	67-79	(A)
	45-48	(A)		56-65	(H)
1945-46	48-70	(A)	1971-72	84-68	(KC)
	44-51	(H)		77-70	(H)
1946-47	52-63	(KC)		70-72	(A)
	44-41	(H)	1972-73	74-67	(H)
	49-63	(A)		59-67	(A)
1947-48	57-79	(A)	1973-74	63-58	(H)
	74-81	(H)		68-85	(A)
1948-49	45-47	(A)	1974-75	75-64	(KC)
	49-56	(H)		68-61	(A)
	*57-56	(KC)	(OT) 57-65	(H)	
1949-50	57-55	(A)	1975-76	75-53	(KC)
	48-64	(H)		68-67	(H)
				60-65	(A)

1976-77	66-56	(KC)	1987-88	77-92	(H)
	58-65	(H)		93-113	(A)
	62-72	(A)	1988-89	81-89	(H)
1977-78	75-68	(KC)		76-103	(A)
	78-64	(A)	1989-90	64-105	(A)
	68-74	(H)		66-88	(H)
1978-79	69-53	(KC)		**65-78	(KC)
	74-56	(H)	1990-91	111-99	(A)
	58-79	(A)		105-93	(H)
1979-80	59-58	(H)		(OT)**117-113	(KC)
	60-78	(A)	1991-92	76-79	(H)
	**75-68	(H)		97-106	(A)
1980-81	71-59	(A)		**85-107	(KC)
	90-63	(H)	1992-93	89-102	(A)
1981-82	48-51	(A)		94-83	(H)
	65-51	(H)	1993-94	76-79	(H)
1982-83	60-59	(H)		(OT) 111-115	(A)
	71-84	(A)		**105-88	(KC)
1983-84	67-78	(H)	1994-95	72-82	(A)
	70-79	(A)		71-59	(H)
1984-85	74-83	(A)	1995-96	(30T)100-117	(A)
	62-65	(H)		(OT) 76-80	(H)
1985-86	60-87	(A)	1996-97	77-84	(A)
	66-64	(H)	1997-98	53-43	(H)
1986-87	66-80	(H)			
	97-133	(A)			

*Big Seven Playoff, at Kansas City, Mo.
 **Phillips 66 Big Eight Tournament

Husker-Sooner Notes

◆ Nebraska and Oklahoma combined for 230 points in a 133-97 Oklahoma victory at Norman during the 1986-87 season, a game that ranks as the highest scoring contest in Big Eight history. The Huskers and Sooners combined for 217 points in 1995-96 game in Norman, the fourth-most in NU school history. Three NU-OU battles in the 90s have seen both teams post 100 points.

◆ On the reverse side, Nebraska's 53-43 win last season marked the lowest winning point total for the Huskers in 420 games, dating back to the 1983-84 season. It was also the fewest points by a league opponent in 14 years.

◆ Nebraska won one of the most dramatic games in Phillips 66 Big Eight Tournament history with its 117-113 come-from-behind overtime win over the Sooners in 1990-91.

◆ The Huskers and Sooners combined for four overtimes in two games in 1995-96, playing three extra periods in Norman and one in Lincoln.

Husker-Sooner Superlatives

Most consecutive wins (year ended): Nebraska nine (1970-71); Oklahoma 11 (1946-47)

Most points scored: Nebraska 117, at Kansas City, Mo., March 8, 1991 (OT); Oklahoma 133, at Norman, Feb. 21, 1987

Highest combined score: 230, Oklahoma 133, Nebraska 97, at Norman, Feb. 21, 1987; Nebraska 117, Oklahoma 113, at Kansas City, Mo., March 8, 1991 (OT)

Biggest winning margin: Nebraska 27, at Lincoln, Feb. 24, 1936 (55-28); Oklahoma 41, at Norman, Jan. 31, 1990 (105-64)

Individual scoring high: Nebraska 42, Eric Piatkowski, at Kansas City, Mo., March 11, 1994; Oklahoma, 38, Gerald Tucker, at Norman, Feb. 17, 1947

The Oklahoma State Series: Nebraska 58, Oklahoma State 44

In Lincoln: Nebraska leads, 32-11
At Devaney Sports Center: Nebraska leads, 17-6
In Stillwater: Oklahoma State leads, 27-14
At Gallagher-Iba Arena: Oklahoma State leads, 25-14
In Kansas City: Nebraska leads, 12-6
At Kemper Arena: Nebraska leads, 4-1
In the Phillips 66 Big Eight Tournament: Nebraska leads, 4-1

Year	NU-OSU	Site	1975-76	56-49	(KC)
1926-27	24-27	(A)		52-48	(A)
	35-25	(H)		60-54	(H)
1927-28	21-32	(H)	1976-77	66-54	(H)
	43-47	(A)		60-62	(A)
1935-36	19-36	(KC)	1977-78	70-58	(KC)
1947-48	46-47	(KC)		63-57	(H)
1948-49	35-52	(KC)		67-56	(A)
1958-59	55-48	(KC)		*71-63	(H)
	47-44	(H)	1978-79	57-66	(A)
	39-54	(A)		76-67	(H)
1959-60	47-52	(A)	1979-80 (OT)	74-73	(H)
	54-47	(H)		68-83	(A)
1960-61	70-61	(KC)	1980-81	70-81	(A)
	47-55	(A)		62-54	(H)
	61-65	(H)	1981-82	50-52	(A)
1961-62	52-51	(KC)		75-63	(H)
	57-56	(H)		*60-49	(H)
	64-65	(A)	1982-83(2OT)	63-71	(A)
1962-63	41-51	(A)		77-68	(H)
	49-48	(H)	1983-84 (OT)	54-52	(H)
1963-64	54-53	(H)		67-64	(A)
	45-81	(A)	1984-85	66-68	(A)
1964-65	61-74	(KC)		66-48	(H)
	54-93	(A)	1985-86	62-61	(A)
	53-55	(H)		68-52	(H)
1965-66 (OT)	45-41	(A)		*82-75	(KC)
	85-64	(H)	1986-87	73-66	(H)
1966-67	73-64	(KC)	(OT)	79-77	(A)
	67-57	(A)	1987-88	56-72	(H)
	88-71	(H)		73-90	(A)
1967-68	48-46	(KC)	1988-89	69-82	(A)
	63-62	(A)		79-77	(H)
	82-73	(H)	1989-90	71-84	(A)
1968-69	52-76	(H)		84-103	(H)
	63-72	(A)	1990-91	68-81	(H)
1969-70	58-81	(A)		69-80	(A)
	61-55	(H)	1991-92	85-69	(H)
	71-58	(KC)		51-72	(A)
1970-71	80-59	(H)	1992-93	73-78	(A)
	57-55	(A)		63-73	(H)
	64-56	(KC)	1993-94	80-98	(A)
1971-72	73-59	(H)		89-81	(H)
	64-63	(A)		*77-68	(KC)
	73-75	(KC)	1994-95	65-82	(H)
1972-73	55-68	(H)		53-93	(A)
	76-64	(A)		*48-68	(KC)
	69-62	(KC)	1995-96	66-57	(A)
1973-74	66-79	(A)		57-72	(H)
	71-63	(H)	1996-97	77-68	(H)
	73-58	(H)	1997-98	67-62	(A)
1974-75	59-58	(A)	*Phillips 66 Big Eight Tournament		

92 the Cowboys entered the game in Lincoln 20-0 and ranked second in the nation, but Nebraska rolled to an 85-69 win.

◆ Huskers dropped a 52-32 decision to Cowboys in 1949 NCAA District Playoff game at Kansas City, Mo. That game was NU's first-ever postseason tournament game.

Husker-Cowboy Superlatives

Most consecutive wins (year ended): Nebraska eight (1968-69); Oklahoma State five (1958-59)

Most points scored: Nebraska 89, at Lincoln, March 2, 1994; Oklahoma State 103, at Lincoln, Feb. 14, 1990

Highest combined score: 187, Oklahoma State 103, Nebraska 84, at Lincoln, Feb. 14, 1990

Biggest winning margin: Nebraska 21 twice, March 7, 1966 (85-64), Jan. 30, 1971 (80-59); Oklahoma State, 40, at Stillwater, Feb. 18, 1995 (93-53)

Individual scoring high: Nebraska 34, Chuck Jura, at Stillwater, Jan. 26, 1972; Oklahoma State 35, Byron Houston, at Lincoln, Feb. 14, 1990

The Texas Series: Texas 6, Nebraska 3

In Lincoln: Nebraska leads, 3-1
In Devaney Sports Center: Nebraska leads, 2-1
In Austin: Texas leads, 5-0
In Erwin Center: Texas leads, 3-0

Year	NU-UT	Site	1995-96	85-69	(H)
1964-65	73-77	(A)	1996-97(OT)	81-83	(A)
1965-66	75-64	(H)		79-67	(H)
1977-78*	47-68	(A)	1997-98	91-105	(A)
1993-94	75-78	(H)	* NIT		
1994-95	74-102	(A)			

Husker-Longhorn Notes

◆ Texas posted a 67-48 victory over NU at Austin in the second round of the 1978 NIT. The Longhorns went on to win the NIT championship. UT won the first meeting between the teams in Austin, 77-73, during the 1964-65 season

◆ Texas had three 20-point scorers against Nebraska last season, the first team to do that in two seasons. Last year's game also marked the first time in 10 games Nebraska had lost when scoring more than 90 points

◆ Nebraska committed a Nee-era low five turnovers in last year's game in Austin

Husker-Longhorn Superlatives

Most consecutive wins (year ended): Nebraska one, three times; Texas three (1995-96)

Most points scored: Nebraska 91, at Austin, Jan. 21, 1998; Texas, 105, at Austin, Jan. 21, 1998

Highest combined score: 196, Texas 105, Nebraska 91, at Austin, Jan. 21, 1998

Biggest winning margin: Nebraska 16, at Lincoln, Jan. 3, 1996, (85-69); Texas, 28, at Austin, Jan. 4, 1995 (102-74)

Individual scoring high: Nebraska 35, Eric Piatkowski, at Lincoln, Nov. 28, 1993; Texas 35, Terrence Rencher, at Lincoln, Nov. 28, 1993

Husker-Cowboy Notes

◆ Nebraska held a 51-29 series advantage after sweeping the 1986-87 season series, but Oklahoma State has won 15 of last 22 meetings to pull within 58-44.

◆ The Huskers have won the last two meetings in Stillwater after losing eight straight games in Gallagher-Iba Arena from 1988-95.

◆ Nebraska has ended undefeated Cowboy seasons twice in the 1990s. Last season, OSU was 11-0 before a 67-62 Husker win in Stillwater. In 1991-

The Texas A&M Series: Nebraska 5, Texas A&M 1

In Lincoln: Nebraska leads, 3-0

In Devaney Sports Center: Nebraska leads, 3-0

In College Station: Series tied, 1-1

In Houston: Nebraska leads, 1-0

Year	NU-AM	Site	1991-92	91-68	(H)
1969-70	78-69	(N)	1996-97	74-72	(H)
1986-87	64-66	(A)	1997-98	75-58	(A)
1987-88	92-60	(H)			

Husker-Aggie Notes

◆ Nebraska has won both meetings between the two schools as Big 12 foes, including a 75-58 win in College Station last season, the Huskers' largest margin of victory on the road in the conference in five seasons.

Husker-Aggie Superlatives

Most consecutive wins (year ended): Nebraska four, current; Texas A&M one (1987-88)

Most points scored: Nebraska 92, at Lincoln, Dec. 2, 1987; Texas A&M 72, at Lincoln, Jan. 11, 1997

Highest combined score: 159, Nebraska 91, Texas A&M 68, at Lincoln, Dec. 20, 1991

Biggest winning margin: Nebraska 32, at Lincoln, Dec. 2, 1987, (92-60); Texas A&M, 2, at College Station, Dec. 14, 1986 (66-64)

Individual scoring high: Nebraska 29, Tyronn Lue, at Lincoln, Jan. 11, 1997; Texas A&M 28, Tony McGinnis, at Lincoln, Dec. 20, 1991

The Texas Tech Series: Nebraska 8, Texas Tech 4

In Lincoln: Nebraska leads, 4-2

In Devaney Sports Center: Nebraska leads, 2-1

In Lubbock: Nebraska leads, 4-2

In Lubbock Coliseum: Nebraska leads, 4-2

Year	NU-TTU	Site	1983-84	45-59	(H)
1955-56 (OT)	69-63	(H)	1984-85 (OT)	79-74	(A)
1956-57	67-66	(A)	1988-89	71-69	(A)
1958-59	54-46	(H)	1989-90	76-69	(H)
1962-63	68-66	(A)	1996-97	74-87	(A)
1963-64	60-76	(H)	1997-98	82-65	(H)
1964-65	78-82	(A)			

Husker-Red Raider Notes

◆ The two teams have split two games as members of the Big 12, both winning on their own homecourt. Overall, Nebraska has won four of five in the series, after Tech had won the previous three meetings.

Husker-Red Raider Superlatives

Most consecutive wins (year ended): Nebraska three, twice; Texas Tech, three (1988-89)

Most points scored: Nebraska 82, at Lincoln, Feb. 25, 1998; Texas Tech 87, at Lubbock, Feb 8, 1997

Highest combined score: 161, Texas Tech 87, Nebraska 74, at Lubbock, Feb. 8, 1997

Biggest winning margin: Nebraska 17, at Lincoln, Feb. 25, 1998, (82-65); Texas Tech, 16, at Lincoln, Dec. 9, 1963 (76-60)

Individual scoring high: Nebraska 30, Charlie Jones, at Lubbock, Dec. 1, 1962; Texas Tech 33, Cory Carr, at Lubbock, Feb. 8, 1997

Nebraska vs. NCAA Division I Conferences

Conference (Part. Teams)	G	W-L	Pct.
Atlantic Coast* (9)	3	1-2	.333
Atlantic 10* (12)	11	3-8	.273
Big East* (13)	17	6-11	.353
Big Sky* (9)	18	14-4	.777
Big South* (8)	1	1-0	1.000
Big Ten* (11)	150	47-103	.313
Big West* (12)	29	21-8	.724
Colonial Athletic* (8)	2	2-0	1.000
Conference USA (12)*	32	11-21	.344
Ivy* (8)	7	7-0	1.000
Metro Atlantic* (8)	4	3-1	.750
Mid-American* (9)	14	11-3	.786
Mid-Continent* (10)	15	15-0	1.000
Mid-Eastern* (9)	4	4-0	1.000
Midwestern (9)	19	12-7	.632
Missouri Valley* (11)	124	88-36	.710
Northeast* (10)	1	1-0	1.000
Ohio Valley* (10)	8	6-2	.775
Pacific 10* (10)	68	28-40	.412
Patriot League* (8)	5	4-1	.800
Southeastern* (12)	27	8-19	.296
Southern* (10)	11	9-2	.818
Southland* (10)	7	7-0	1.000
Southwestern* (8)	3	2-1	.667
Sun Belt* (10)	6	3-3	.500
Trans-America* (11)	2	2-0	1.000
West Coast* (8)	10	7-3	.700
Western Athletic* (16)	70	40-30	.571
Independents	3	3-0	1.000

*Denotes NCAA Tournament automatic bid to champion.

NU in Exhibition Play (25-3)

Season	Opponent	NU Result
1966-67	Swedish Nationals	W, 103-78
1968-69	Athletes in Action	W, 74-65
1972-73	Yugoslavian Nationals	L, 82-80
1978-79	Windsor	W, 113-69
1981-82	Windsor	W, 94-51
1982-83	Brandon	W, 96-68
1983-84	Windsor	W, 117-49
1985-86	Bratislava	W, 101-67
1986-87	Club Bosnia	W, 90-82
1987-88	Czechoslovakia	L, 69-66
1988-89	Athletes in Action	L, 104-102 (OT)
	Victoria All-Stars	W, 109-84
1989-90	Brisbane Bullets	W, 76-74
	Athletes in Action	W, 104-90
1990-91	High Five America	W, 128-89
	Czechoslovakia	W, 92-71
1991-92	Ukraine Nationals	W, 80-71
	High Five America	W, 93-84
1992-93	Cuban Nationals	W, 114-76
	Marathon Oil	W, 126-96
1993-94	Kiev Baskets	W, 122-59
	Marathon Oil	W, 109-91
1994-95	USA Verich Reps	W, 117-101
	Russian Red Army	W, 105-83
1995-96	Spalding Americas	W, 113-68
	Team Pella	W, 97-75
1996-97	Pella Windows Basketball	W, 82-71
	Marathon Oil	W, 82-81
1997-98	Pella Windows Basketball	W, 83-63
	Marathon Oil	W, 87-72

Nebraska vs. All Opponents

Opponent	First Meeting	Last Meeting	W	L
Air Force	1960	1982	4	1
Alabama	1955	1986	0	2
Ala.-Birmingham	1979	1980	2	0
Angelo State	1980	1980	1	0
Appalachian State	1993	1995	2	1
Arizona	1961	1970	2	1
Arizona State	1969	1986	1	2
Arkansas	1933	1998	3	5
Ark.-Little Rock	1987	1987	1	0
Arkansas State	1989	1989	1	0
Arkansas Tech	1979	1979	1	0
Augustana (S.D.)	1969	1984	3	0
Baker	1905	1906	3	0
Ball State	1981	1982	1	1
Baylor	1950	1998	5	2
Bellevue	1906	1906	1	0
Bowling Green	1991	1997	2	1
Bradley	1938	1959	2	5
Brandeis (Omaha)	1917	1917	1	0
Brigham Young	1931	1936	1	3
Brooklyn	1987	1988	2	0
Brown Coll. "B" Tm.	1906	1906	1	0
Burgess-Nash	1916	1916	1	0
Butler	1930	1987	2	1
California	1938	1973	6	7
California-Davis	1978	1978	1	0
California-Irvine	1970	1987	2	2
Cal.-Santa Barbara	1979	1979	1	0
Cal St.-Bakersfield	1980	1980	1	0
Camp Funston	1918	1918	0	1
Canisius	1937	1985	1	1
Carleton	1932	1933	0	2
Central City	1907	1907	1	0
Chaminade	1988	1989	2	0
Charleston	1995	1995	1	0
Cheyenne Bus. Coll.	1903	1903	0	1
Chicago Central	1905	1905	0	1
Chicago State	1990	1990	1	0
Cincinnati	1949	1997	0	3
Citadel	1991	1993	3	0
Colgate	1921	1993	2	1
Colorado	1903	1998	62	59
Colorado College	1903	1929	6	1
Colorado State	1948	1998	8	2
Columbia	1988	1988	1	0
Connecticut	1992	1997	0	2
Coppin State	1997	1997	1	0
Cornell (N.Y.)	1956	1983	2	0
Cotner College	1909	1917	4	1
Creighton	1923	1998	20	10
Crete	1907	1907	1	0
Delaware State	1995	1996	2	0
Denver	1907	1983	5	2
Denver YMCA	1903	1903	1	0
DePaul	1908	1983	1	4
Detroit	1938	1988	3	4
Doane	1899	1900	2	0
Drake	1909	1989	43	14
Duquesne	1949	1972	1	2
Eastern Illinois	1991	1993	3	0
Eastern Washington	1980	1992	3	0
Emporia State	1956	1956	1	0
Evansville	1985	1986	1	1
Florida A&M	1994	1994	1	0
Fond du Lac	1901	1901	0	1
Fordham	1993	1993	1	0
Fort Dodge	1905	1918	5	1
Fort Dodge Co. G	1915	1915	0	1
Fort Riley	1906	1906	1	0
Fresno State	1952	1996	2	0
Fullerton State	1968	1968	1	0
Furman	1988	1989	2	0
Gardner Naval Res.	1943	1943	0	2
George Washington	1937	1937	0	1
Georgia	1986	1995	1	1
Georgia Southern	1996	1996	1	0
Georgia State	1973	1974	2	0
Georgia Tech	1984	1984	0	1
Grambling State	1988	1988	2	1
Great Lakes	1942	1942	0	1
Greeley H.S.	1903	1903	1	0
Grinnell	1907	1928	17	7
Hamline	1915	1917	2	0
Harvard	1949	1990	3	0
Haskell	1902	1903	0	2
Hastings	1920	1920	1	0
Hawaii	1968	1998	2	4
Hawaii-Hilo	1977	1977	0	1
Highland Park	1904	1908	1	2
Hillyard's	1927	1927	0	1
Houston	1963	1970	0	3
Hudson College	1907	1907	1	0

Opponent	First Meeting	Last Meeting	W	L
Idaho	1950	1990	3	4
Idaho State	1995	1995	1	0
Illinois	1921	1991	2	7
Illinois Wesleyan	1921	1921	1	0
Independence Coll.	1906	1906	1	0
Indiana	1920	1983	1	8
Iona	1983	1983	1	0
Iowa	1907	1977	7	12
Iowa State	1909	1998	122	86
Kansas	1900	1998	68	144
Kansas City YMCA	1906	1906	1	0
Kansas State	1908	1998	82	111
K.C. Athletic Club	1906	1926	2	3
Kent	1993	1993	1	0
Kentucky	1941	1973	1	2
Knox	1920	1920	1	0
La Salle	1967	1972	1	1
Lawrence	1905	1905	1	0
Lehigh	1988	1988	1	0
Lewis	1905	1905	0	1
Lincoln High School	1904	1904	1	0
Lincoln YMCA	1897	1909	9	6
Long Beach State	1975	1996	3	0
Louisiana State	1989	1989	0	1
Louisville	1947	1980	0	2
Loyola (Ill.)	1937	1938	1	1
Loyola-Marymount	1981	1981	1	0
MacMurray	1974	1974	1	0
Mankato State	1977	1977	1	0
Marquette	1934	1987	3	3
Marshall	1967	1967	0	1
Marshallfield	1907	1907	1	0
Md.-Baltimore Co.	1989	1989	1	0
Memphis	1955	1955	0	1
Menasha	1905	1905	1	0
Mesa	1983	1983	1	0
Miami (Fla.)	1952	1971	1	1
Miami (Ohio)	1963	1991	2	1
Michigan	1950	1993	2	6
Michigan State	1920	1994	6	8
Middle Tenn. State	1974	1974	0	1
Millikin	1935	1935	0	1
Minneapolis YMCA	1904	1904	1	0
Minnesota	1902	1998	12	44
Minnesota Ag Coll.	1903	1903	0	1
Minnesota-Duluth	1974	1974	1	0
Mississippi	1978	1979	1	1
Mississippi State	1996	1996	0	1
Missouri	1908	1998	81	107
Missouri-Kan. City	1983	1997	9	0
Missouri-St. Louis	1987	1987	1	0
Missouri Southern	1978	1978	1	0
Missouri Western	1983	1983	1	0
Montana	1937	1983	2	1
Montana State	1930	1986	4	2
Morehead State	1989	1995	2	0
Morningside	1904	1920	7	0
Morrison	1908	1908	0	1
Muscataine	1908	1908	0	1
Murray State	1991	1991	0	1
NATTC	1945	1945	0	1
Navy Pre-Flight	1945	1945	0	2
Nebraska-Omaha	1988	1988	1	0
Nebraska Wesleyan	1899	1923	20	6
Nevada-Las Vegas	1979	1979	0	1
Nevada-Reno	1948	1997	3	1
New Mexico State	1976	1993	1	1
New Orleans	1998	1998	1	0
Niagara	1938	1938	1	0
North Carolina	1973	1973	0	1
N.C. Greensboro	1998	1998	1	0
N.C.-Wilmingon	1998	1998	1	0
North Dakota	1934	1935	1	1
North Dakota State	1934	1934	1	0
North Texas	1973	1989	3	0
N.E. Missouri State	1974	1986	3	0
Northeastern Illinois	1995	1996	2	0
Northern Colorado	1948	1948	1	0
Northern Illinois	1989	1991	2	1
Northern Iowa	1949	1997	13	1
Northern Michigan	1970	1970	1	0
N.W. Missouri State	1949	1987	10	0
Northwestern	1934	1977	2	1
Notre Dame	1920	1962	5	2
Ohio	1958	1994	3	0
Ohio State	1937	1989	2	4
Oklahoma	1921	1998	77	95
Oklahoma City	1964	1966	1	1
Oklahoma State	1927	1998	58	44
Omaha Alumni	1913	1915	3	0
Omaha Ath. Club	1920	1920	2	0
Omaha Christian	1904	1904	1	0

Opponent	First Meeting	Last Meeting	W	L
Omaha YMCA	1898	1905	6	3
Old Dominion	1997	1997	1	0
Oregon	1942	1996	6	3
Oregon State	1941	1997	3	5
Ottumwa Navy	1947	1947	2	0
Pacific	1967	1976	2	0
Penn State	1981	1995	1	2
Pentahlon	1945	1945	1	0
Pepperdine	1990	1990	1	0
Pittsburgh	1930	1931	0	2
Port Washington	1905	1905	1	0
Portage Co. F	1907	1908	0	2
Portland	1967	1994	2	0
Portland State	1980	1980	1	0
Princeton	1958	1958	1	0
Purdue	1948	1980	2	6
Ripon	1905	1905	0	1
Sacramento State	1979	1993	3	0
Sacred Heart Coll.	1913	1913	1	0
St. Louis	1930	1991	3	3
St. Mary's (Calif.)	1947	1976	1	1
St. Joseph's (Iowa)	1913	1917	3	0
St. Joseph's (Pa.)	1996	1996	1	0
St. Thomas (Minn.)	1917	1917	1	0
St. Thomas (Pa.)	1937	1937	1	0
Sam Houston State	1989	1992	3	0
San Diego State	1972	1972	0	1
San Francisco	1987	1987	1	0
San Jose State	1948	1989	2	2
Santa Clara	1936	1985	1	2
Shattuck	1905	1906	2	0
Simpson	1914	1917	1	1
Sioux City YMCA	1902	1904	1	1
Sonoma State	1981	1981	1	0
South Carolina	1976	1977	1	1
South Dakota	1911	1985	30	5
South Dakota State	1930	1982	9	0
Southern California	1963	1993	1	5
Southern Colorado	1985	1985	1	0
Southern Illinois	1986	1987	2	0
Southern Methodist	1952	1975	3	2
Southern Mississippi	1987	1987	0	1
Southern Utah	1992	1994	3	0
S.W. Missouri State	1983	1983	1	0
Southwestern La.	1993	1993	0	1
Springfield (Mass.)	1953	1953	1	0
Stanford	1933	1966	3	6
Steves Point A.C.	1901	1901	0	1
Tampa	1952	1952	0	1
Temple	1937	1937	0	1
Tennessee Tech	1991	1991	1	0
Texas	1965	1998	3	6
Texas-Arlington	1993	1993	1	0
Texas A&M	1970	1998	5	1
Texas Christian	1952	1983	3	1
Texas-San Antonio	1994	1998	3	0
Texas Tech	1956	1998	8	4
Toledo	1991	1996	3	0
Topeka YMCA	1902	1902	1	1
Tulane	1983	1996	2	0
Tulsa	1998	1998	1	0
UCLA	1939	1985	2	5
Utah	1936	1981	1	2
Utah State	1961	1978	2	0
Valparaiso	1920	1920	2	0
Vanderbilt	1956	1998	2	4
Villanova	1988	1988	0	1
Virginia	1998	1998	1	0
Virginia Tech	1995	1995	0	1
Wagner	1990	1990	1	0
Washburn	1908	1908	1	0
Washington	1931	1997	3	6
Washington (Mo.)	1918	1949	12	6
Washington State	1967	1996	5	2
Weber State	1997	1997	1	0
Wesleyan Auto	1914	1914	0	1
West Virginia	1930	1930	0	1
Western Illinois	1978	1998	3	0
Western Kentucky	1947	1986	0	2
Western Reserve	1937	1949	2	0
Wichita State	1956	1994	6	5
Wisconsin	1904	1992	10	5
Wis.-Green Bay	1991	1992	2	0
Wis.-Oshkosh	1980	1980	1	

NU Game-by-Game vs. Non-Conference Opponents



Air Force (4-1)		
12-5-59	68	54 (H)
12-9-61	49	58 (A)
12-8-62	43	39 (H)
12-9-72	57	53 (N)
12-28-81	63	47 (N)
Totals	280	251

Alabama (0-2)		
12-20-54	76	88 (A)
12-29-85	61	78 (N)
Totals	137	166

Alabama-Birmingham (2-0)		
11-24-78	64	55 (A)
12-22-79	92	84 (H)
Totals	156	139

Angelo State (1-0)		
1-5-80	83	70 (H)

Appalachian State (2-1)		
12-19-92	93	83 (H)
12-1-93	82	91 (A)
12-31-94	108	71 (H)
Totals	283	245

Arizona (2-1)		
12-21-60	79	55 (H)
12-23-68	63	68 (A)
12-20-69	79	69 (H)
Totals	221	192

Arizona State (1-2)		
12-20-68	76	83 (A)
12-7-74	62	83 (A)
12-23-85	80	67 (H)
Totals	218	233

Arkansas (2-6)		
12-16-32	24	41 (H)
12-12-46	46	57 (N)
12-30-80	52	64 (A)
1-9-82	50	51 (H)
1-3-83	58	64 (N)
12-10-83	67	54 (H)
3-17-87	78	71 (H)
3-12-98	65	74 (N)
Totals	440	476

Arkansas-Little Rock (1-0)		
3-26-87	76	67 (N)

Arkansas State (1-0)		
3-16-89	81	79 (H)

Arkansas Tech (1-0)		
11-25-78	70	59 (H)

Augustana (S.D.) (3-0)		
12-14-68	73	56 (H)
12-4-69	75	56 (H)
11-26-83	113	69 (H)
Totals	261	181

Baker (3-0)		
1904-05	49	19
2-3-06	34	23 (H)
2-21-06	33	27 (A)
Totals	116	69

Ball State (1-1)		
12-27-80	62	67 (A)
12-19-81	64	63 (H)
Totals	126	130

Bellevue (1-0)		
3-20-06	39	27 (A)

Bowling Green (2-1)		
12-15-90	99	85 (H)

12-7-96	73	68 (H)
1-1-97	55	58 (N)
Totals	227	211

Bradley (2-5)		
12-30-37	30	50 (A)
12-17-38	24	39 (H)
12-29-45	33	53 (A)
12-12-49	54	64 (A)
12-20-52	73	65 (A)
12-18-55	93	68 (A)
12-18-58	48	85 (A)
Totals	355	424

Brandeis (Omaha) (1-0)		
1916-17	29	11

Brigham Young (1-3)		
1-5-31	44	55 (H)
12-17-31	27	31 (H)
12-17-35	53	34 (H)
12-28-35	39	46 (A)
Totals	163	166

Brooklyn (2-0)		
1-7-87	62	46 (H)
12-21-87	72	44 (H)
Totals	134	90

Brown College "B" (1-0)		
1905-06	57	12 (H)

Burgess-Nash (1-0)		
1-30-16	24	20 (A)

Butler (2-1)		
12-30-29	26	38 (A)
2-2-31	32	14 (H)
12-29-86	67	56 (N)
Totals	125	108

California (6-7)		
1-7-38	38	32 (H)
12-26-38	46	43 (A)
12-27-38	30	58 (A)
1-6-40	46	32 (H)
12-26-40	24	30 (A)
12-11-50	59	62 (A)
12-22-61	49	50 (A)
12-21-64	87	80 (H)
12-22-64	63	59 (H)
12-10-65	71	87 (A)
12-11-65	70	68 (A)
12-21-68	73	86 (N)
12-8-72	50	75 (N)
Totals	706	762

California-Davis (1-0)		
12-16-77	69	64 (H)

California-Irvine (2-2)		
12-1-69	76	73 (H)
12-28-84	73	67 (N)
12-2-85	80	87 (H)
11-28-86	101	109 (A)
Totals	330	336

Cal.-Santa Barbara (1-0)		
12-22-78	75	55 (N)

Cal St.-Bakersfield (1-0)		
12-13-79	94	80 (H)

Camp Funston (0-1)		
1917-18	14	43 (H)

Canisius (1-1)		
12-29-36	34	39 (A)
3-13-85	79	66 (H)
Totals	113	105

Carleton (0-2)		
1-4-32	30	40 (H)
12-22-32	19	23 (A)
Totals	49	63

Central City (1-0)		
1-26-07	40	9 (H)

Chaminade (2-0)		
11-29-87	76	75 (A)
12-28-88	86	85 (A)
Totals	162	160

College of Charleston (1-0)		
11-27-94	74	72 (N)

Cheyenne Business (0-1)		
2-7-03	28	42 (A)

Chicago Central (0-1)		
1904-05	22	59

Chicago State (1-0)		
1-16-90	92	57 (H)

Cincinnati (0-3)		
12-18-48	46	64 (A)
12-19-60	60	75 (A)
12-31-96	73	84 (N)
Totals	179	223

The Citadel (3-0)		
12-30-90	94	80 (A)
12-2-91	84	61 (H)
12-7-92	86	46 (H)
Totals	264	187

Colgate (2-1)		
2-25-21	15	21 (H)
2-26-21	24	15 (H)
12-4-92	108	76 (H)
Totals	147	112

Colorado College (6-1)		
2-4-03	39	11 (A)
1-14-20	32	19 (A)
1-15-20	23	25 (A)
3-5-20	23	9 (H)
3-6-20	33	12 (H)
1-4-29	32	25 (A)
1-5-29	48	26 (A)
Totals	230	127

Colorado State (8-2)		
12-23-47	67	47 (H)
12-19-49	63	43 (H)
12-19-70	69	65 (H)
12-16-71	51	57 (N)
12-22-80	54	48 (H)
12-23-81	51	58 (A)
1-4-84	56	54 (H)
1-12-85	88	78 (A)
3-14-96	91	83 (A)
11-25-97	64	57 (H)
Totals	654	590

Columbia (1-0)		
1-2-88	82	62 (H)

Connecticut (0-2)		
3-19-92	65	86 (N)
3-21-97	67	76 (A)
Totals	132	162

Coppin State (1-0)		
12-6-96	88	72 (H)

Cornell (2-0)		
12-29-55	70	69 (N)
12-29-82	66	56 (N)
Totals	136	125

Cotner College (4-1)		
12-12-08	28	24 (H)
1-7-11	17	35 (H)
1-11-13	29	18 (H)
1-17-14	56	11 (H)
1916-17	42	10
Totals	172	98

Creighton (20-10)		
1922-23	24	46 (A)
1923-24	25	21 (H)
2-28-25	15	11 (A)
1-9-26	20	15 (A)
2-15-26	11	15 (H)
3-4-32	18	47 (A)
3-7-32	26	28 (H)
12-9-77	65	58 (H)
12-9-78	61	78 (A)
12-8-79	64	55 (H)
12-6-80	61	66 (A)
12-5-81	86	46 (H)
12-4-82	65	62 (A)
12-3-83	65	56 (H)
3-15-84	56	54 (A)
12-8-84	78	73 (A)
12-7-85	71	52 (H)
12-6-86	66	78 (A)
1-3-87	70	65 (H)
12-9-87	73	88 (A)
11-26-88	86	77 (H)
12-14-89	83	86 (A)
12-6-90	97	63 (H)
12-7-91	90	85 (A)
12-10-92	100	88 (H)
12-9-93	67	53 (A)
12-7-94	85	57 (H)
12-6-95	88	67 (A)
1-8-97	71	52 (H)
12-10-97	73	84 (A)
Totals	1,860	1,726

Crete (1-0)		
1-4-07	82	8 (A)

Delaware State (2-0)		
12-29-94	94	52 (H)
12-20-95	88	41 (H)
Totals	182	93

Denver (5-2)		
3-1-07	40	13 (H)
1-26-35	34	22 (H)
1-7-36	35	45 (A)
12-16-57	68	63 (H)
12-13-60	77	52 (H)
12-15-62	54	63 (H)
11-26-82	94	58 (H)
Totals	402	316

Denver YMCA (1-0)		
2-3-03	44	29 (A)

DePaul (1-4)		
3-4-07	25	18 (A)
12-22-33	13	33 (A)
2-24-39	33	37 (H)
12-11-43	15	55 (A)
3-28-83	58	68 (N)
Totals	144	211

Detroit (3-4)		
12-28-37	33	34 (A)
1-2-40	46	47 (H)
12-29-41	29	33 (A)
1-31-59	91	77 (H)
12-17-60	62	71 (A)
12-22-86	71	55 (H)
12-7-87	63	58 (A)
Totals	332	375

Doane (2-0)		
1-17-99	52	7 (H)
1899-00	57	3 (H)
Totals	109	10

Drake (43-14)		
1-22-09	39	30 (H)
1-23-09	34	12 (H)
2-10-09	12	34 (A)
2-11-09	15	25 (A)
1-28-10	40	14 (H)
1-29-10	27	6 (H)
2-8-10	20	16 (A)
2-10-10	22	13 (A)
1-12-12	42	24 (H)
1-13-12	35	13 (H)
2-21-12	33	15 (A)
2-22-12	46	14 (A)
1-31-13	32	7 (H)
2-1-13	24	15 (H)
2-19-13	21	4 (A)
2-20-13	25	11 (A)
2-13-14	32	20 (H)
2-14-14	31	10 (H)
2-19-14	36	17 (A)
2-10-15	14	5 (A)
2-11-15	23	14 (A)
2-19-15	19	20 (H)
2-20-15	27	11 (H)
1-21-16	41	12 (H)
1-22-16	44	16 (H)
2-23-16	34	24 (A)
2-24-16	40	15 (A)
1916-17	23	13
1916-17	26	18
1917-18	32	10 (A)
1917-18	21	14 (A)
1-22-19	34	13 (A)
1-25-19	24	14 (A)
1-30-19	15	22 (H)
2-1-19	19	9 (H)
2-18-22	32	34 (A)
2-28-22	15	29 (H)
1922-23	18	30 (H)
1-25-23	25	36 (A)

Eastern Washington (3-0)			
12-3-79	82	68	(H)
1-14-84	105	71	(H)
12-21-91	102	67	(H)
Totals	289	206	
Emporia State (1-0)			
2-4-56	72	59	(H)
Evansville (1-1)			
1-3-85	73	80	(A)
1-6-86	77	70	(H)
Totals	150	150	
Florida A&M (1-0)			
12-20-93	86	61	(H)
Fond du Lac (0-1)			
1900-01	20	32	(A)
Fordham (1-0)			
12-30-92	79	55	(N)
Fort Dodge (5-1)			
1904-05	53	27	
3-21-06	33	23	(A)
2-14-07	34	22	(A)
2-9-14	38	22	(A)
1917-18	19	16	(H)
1917-18	14	21	(H)
Totals	171	132	
Fort Dodge Co. G (0-1)			
1-6-15	18	23	(A)
Fort Riley (1-0)			
2-20-06	43	13	(A)
Fresno State (2-0)			
12-15-51	72	48	(H)
3-22-96	83	71	(A)
Totals	155	119	
Fullerton State (1-0)			
12-4-67	111	74	(H)
Furman (2-0)			
1-4-88	75	74	(A)
12-17-88	69	56	(H)
Totals	144	130	
Gardner Naval Reserve (0-2)			
1-21-43	37	52	(H)
2-6-43	37	43	(N)
Totals	74	95	
George Washington (0-1)			
1-2-37	22	41	(A)
Georgia (1-1)			
12-20-85	63	67	(H)
3-16-95	69	61	(H)
Totals	132	128	
Georgia Southern (1-0)			
12-1-95	82	59	(H)
Georgia State (2-0)			
1-4-73	63	54	(N)
12-11-73	78	75	(H)
Totals	141	129	
Georgia Tech (0-1)			
12-28-83	49	66	(A)
Grambling State (2-1)			
1-6-88	68	71	(H)
12-2-95	96	80	(H)
12-6-97	85	48	(H)
Totals	249	199	
Great Lakes (0-1)			
1-24-42	40	50	(H)

Greeley H.S. (1-0)			
2-6-03	25	15	(A)
Grinnell (17-7)			
2-23-07	21	27	(A)
3-7-08	14	37	(A)
1916-17	9	22	
1-23-19	24	14	(A)
1-24-19	15	16	(A)
3-12-19	27	15	(H)
3-13-19	21	22	(H)
1-14-21	31	10	(H)
1-15-21	28	15	(H)
2-11-21	31	16	(A)
2-12-21	29	22	(A)
1-14-22	27	17	(H)
2-7-22	28	25	(A)
1-27-23	20	13	(A)
1922-23	17	32	(H)
1923-24	32	19	(A)
1923-24	32	18	(H)
2-9-25	35	27	(H)
3-3-25	21	36	(A)
1-16-26	24	14	(H)
1-30-26	39	18	(A)
1926-27	30	22	(H)
2-10-28	35	22	(A)
2-28-28	35	16	(H)
Totals	625	495	
Hamline (2-0)			
1-7-15	20	9	(A)
1916-17	15	8	
Totals	35	17	
Harvard (3-0)			
12-30-48	56	54	(N)
1-3-53	92	53	(H)
12-1-89	117	79	(H)
Totals	265	186	
Haskell (0-2)			
2-28-02	29	79	(A)
1-17-03	18	25	(A)
Totals	47	104	
Hastings (1-0)			
1-13-20	47	9	(A)
Hawaii (2-4)			
12-11-67	74	82	(A)
12-13-67	72	86	(A)
12-2-76	64	59	(A)
12-3-76	60	59	(A)
12-29-79	55	67	(N)
12-29-97	62	87	(A)
Totals	387	440	
Hawaii-Hilo (0-1)			
12-1-76	66	71	(A)
Highland Park (1-2)			
1903-04	L	Score NA	
1904-05	34	39	
1-23-08	51	23	(H)
Hillyard's (0-1)			
1926-27	20	36	(A)
Houston (0-3)			
12-3-62	61	68	(A)
12-14-63	58	64	(H)
12-12-69	82	112	(A)
Totals	201	244	
Hudson College (1-0)			
2-18-07	26	25	(A)
Idaho (3-4)			
12-23-49	66	45	(H)
12-17-71	90	49	(H)
1-2-80	55	64	(A)
11-29-80	53	64	(H)

12-5-88	68	83	(A)
12-11-89	72	79	(H)
12-28-90	85	65	(H)
Totals	489	449	
Idaho State (1-0)			
12-3-94	98	72	(H)
Illinois (2-7)			
1-1-21	30	25	(A)
1-3-21	24	26	(A)
12-12-42	27	69	(A)
12-29-44	39	71	(A)
12-20-45	51	62	(H)
12-28-46	37	72	(A)
11-28-75	58	60	(H)
12-11-76	63	67	(A)
11-24-90	100	73	(N)
Totals	429	525	
Illinois Wesleyan (1-0)			
1-4-21	32	1	(A)
Independence College (1-0)			
2-22-06	41	16	(A)
Indiana (1-8)			
2-5-20	20	24	(H)
2-6-20	38	18	(H)
12-23-37	42	43	(A)
12-15-39	39	49	(H)
12-15-41	29	56	(A)
12-30-42	39	40	(H)
12-30-44	42	65	(A)
12-21-74	60	97	(A)
12-30-82	60	57	(N)
Totals	369	449	
Iona (1-0)			
3-21-83	85	73	(H)
Iowa (7-12)			
1-28-07	25	17	(H)
2-22-07	29	32	(A)
3-6-08	26	39	(A)
1-25-30	41	26	(H)
12-19-31	29	34	(A)
12-20-34	24	31	(H)
12-30-41	41	34	(A)
12-19-42	52	43	(H)
12-10-43	33	50	(A)
12-16-44	45	61	(H)
12-17-45	35	61	(A)
12-12-53	81	70	(H)
12-6-54	61	84	(A)
12-3-55	51	60	(A)
12-3-56	67	43	(H)
12-5-70	73	71	(H)
12-21-71	77	86	(A)
12-2-75	65	72	(A)
11-27-76	57	71	(H)
Totals	912	985	
Kansas City YMCA (1-0)			
1-29-06	25	24	(H)
K.C. Athletic Club (2-3)			
1-13-06	33	22	(H)
2-23-06	21	49	(A)
2-25-06	26	25	(A)
1923-24	18	27	(A)
1-2-26	20	36	(A)
Totals	118	159	
Kent (1-0)			
12-5-92	85	61	(H)
Kentucky (1-2)			
12-18-40	40	39	(H)
12-16-41	27	42	(A)
12-15-72	60	85	(A)
Totals	127	166	

Knox (1-0)			
2-26-20	31	24	(A)
LaSalle (1-1)			
12-16-66	76	99	(N)
12-18-72	75	60	(H)
Totals	151	159	
Lawrence (1-0)			
1904-05	37	24	
Lehigh (1-0)			
12-4-87	71	66	(H)
Lewis (0-1)			
1904-05	32	61	
Lincoln High (1-0)			
1903-04	49	26	
Lincoln YMCA (9-6)			
2-2-1897	11	8	(H)
2-23-1897	23	14	(H)
1-8-1898	9	15	(H)
2-1-1898	13	20	(H)
1899-00	39	7	(H)
1900-01	10	8	(H)
2-1-02	32	30	(H)
12-18-02	25	18	(H)
1-24-03	24	35	(H)
2-20-03	33	20	(H)
1903-04	W	Score NA	
1903-04	W	Score NA	
1903-04	31	12	(H)
12-17-08	16	34	(H)
Long Beach State (3-0)			
12-6-74	67	55	(N)
1-9-95	82	71	(A)
1-6-96	69	68	(H)
Totals	218	194	
Louisiana State (0-1)			
12-30-88	87	90	(N)
Louisville (0-2)			
12-30-46	53	68	(A)
12-30-79	58	65	(N)
Totals	111	133	
Loyola (Ill.) (1-1)			
12-26-36	35	53	(A)
2-19-38	39	38	(H)
Totals	74	91	
Loyola-Marymount (1-0)			
12-12-80	67	66	(N)
MacMurray (1-0)			
12-15-73	76	50	(H)
Mankato State (1-0)			
12-22-76	64	61	(H)
Marquette (3-3)			
12-20-33	22	25	(A)
12-14-40	35	20	(H)
12-31-45	36	49	(A)
12-21-57	64	79	(A)
12-8-58	62	60	(H)
3-11-87	78	76	(H)
Totals	297	309	
Marshall (0-1)			
3-13-67	88	119	(N)
Marshfield (1-0)			
2-19-07	33	16	(A)
Md.-Baltimore County (1-0)			
1-17-89	86	65	(H)
Memphis (0-1)			
12-22-54	79	86	(A)

Menasha (1-0)			
1904-05	37	19	
Mesa (1-0)			
1-7-83	94	57	(H)
Miami, Fla. (1-1)			
12-22-51	60	70	(A)
12-18-70	85	58	(H)
Totals	145	128	
Miami (Ohio) (2-1)			
12-17-62	72	69	(H)
11-27-89	71	91	(A)
12-22-90	88	73	(H)
Totals	231	233	
Michigan (2-6)			
12-29-49	65	67	(N)
12-10-55	71	77	(A)
12-8-56	73	60	(H)
12-7-57	57	81	(A)
12-6-63	55	80	(A)
12-12-64	74	73	(H)
3-6-80	69	76	(A)
12-28-92	73	88	(N)
Totals	537	602	
Michigan State (6-8)			
2-13-20	43	26	(H)
2-14-20	39	20	(H)
12-27-56	65	79	(N)
12-20-58	55	80	(A)
12-17-59	80	82	(H)
12-20-67	70	74	(A)
12-16-68	73	59	(H)
12-29-83	45	58	(N)
11-30-88	75	77	(H)
11-29-89	69	80	(A)
11-28-90	71	69	(H)
12-4-91	78	101	(A)
12-18-93	85	81	(A)
12-10-94	96	91	(H)
Totals	944	977	
Middle Tennessee St. (1-0)			
12-8-73	65	76	(N)
Millikin (0-1)			
1-4-35	35	36	(A)
Minneapolis YMCA (1-0)			
1903-04	15	10	
Minnesota (12-44)			
2-15-02	9	52	(A)
3-7-03	14	41	(A)
1903-04	21	42	
1904-05	22	21	
1904-05	28	25	
2-15-07	19	20	(A)
2-16-07	18	20	(A)
2-28-08	12	43	(A)
2-29-08	10	32	(A)
2-5-09	17	24	(A)
2-6-09	21	39	(A)
2-19-09	26	28	(H)
2-20-09	20	29	(H)
2-18-10	14	33	(A)
2-19-10	9	27	(A)
1-27-11	10	25	(A)
1-28-11	15	40	(A)
1-26-12	15	40	(A)
1-25-13	11	20	(A)
2-6-14	21	16	(A)
2-7-14	14	9	(A)
1-8-15	18	22	(A)
1-9-15	9	23	(A)
12-29-31	24	32	(A)
12-23-32	25	27	(A)
1-2-33	22	32	(H)
1-1-34	16	32	(A)
12-29-34	26	24	(H)
12-20-35	41	24	(A)

12-21-36	29	24	(H)
12-20-37	28	33	(A)
12-21-38	37	66	(H)
12-23-39	37	61	(A)
12-21-40	36	43	(H)
12-27-41	32	56	(A)
12-13-43	21	40	(A)
1-22-44	32	45	(H)
12-22-44	54	55	(H)
12-8-45	30	55	(A)
12-23-46	58	66	(H)
12-13-47	59	63	(A)
12-6-48	52	61	(H)
12-2-50	41	55	(A)
12-8-51	55	63	(H)
12-13-52	62	71	(A)
12-5-53	64	75	(A)
12-13-58	57	78	(A)
12-7-59	76	66	(H)
12-8-76	58	66	(H)
12-19-77	63	49	(A)
11-28-78	58	48	(H)
12-15-79	58	75	(A)
11-26-95	96	85	(N)
12-9-95	80	91	(A)
12-21-96	56	70	(H)
12-13-97	70	66	(A)
Totals	1,926	2,468	

Minnesota Ag College (0-1)			
3-6-03	4	13	(A)

Minnesota-Duluth (1-0)			
12-3-73	77	50	(H)

Mississippi (1-1)			
12-17-77	80	70	(H)
12-16-78	67	70	(N)
Totals	147	140	

Mississippi State (0-1)			
12-30-95	66	69	(N)

Missouri-Kansas City (9-0)			
12-8-82	69	50	(H)
11-25-89	91	76	(H)
1-9-91	97	78	(A)
1-20-92	71	71	(H)
1-9-93	66	65	(A)
1-5-94	92	71	(H)
1-18-95	63	60	(A)
1-17-96	87	69	(H)
12-11-96	76	64	(A)
Totals	712	604	

Missouri-St. Louis (1-0)			
12-27-86	89	63	(H)

Missouri Southern (1-0)			
12-2-77	61	54	(H)

Missouri Western (1-0)			
12-20-82	93	43	(H)

Montana (2-1)			
12-19-36	53	39	(H)
12-23-80	69	46	(H)
11-29-82	51	61	(A)
Totals	173	146	

Montana State (4-2)			
1-11-30	30	61	(H)
12-6-58	75	43	(H)
12-23-59	58	64	(A)
12-23-77	104	60	(H)
12-3-84	86	65	(H)
12-14-85	76	59	(A)
Totals	429	352	

Morehead State (2-0)			
12-29-88	81	77	(N)
12-2-94	96	55	(H)
Totals	177	132	

Morningside (7-0)			
1903-04	57	27	
1-26-11	23	19	(A)
1-27-12	62	10	(A)
12-17-19	37	14	(H)
12-18-19	39	9	(H)
2-24-20	44	12	(A)
2-25-20	50	13	(A)
Totals	312	104	

Morrison (0-1)			
3-5-08	19	23	(A)

Muscatine (0-1)			
1-11-08	31	39	(H)

Murray State (0-1)			
11-25-90	79	81	(N)

NATTC (0-1)			
1-15-45	34	57	(A)

Navy Pre-Flight (0-2)			
1-30-45	42	62	(H)
2-20-45	41	55	(A)
Totals	83	117	

Nebraska-Omaha (1-0)			
1-25-88	96	67	(H)

Nebraska Wesleyan (20-6)			
12-13-1898	37	5	(H)
2-2-1899	57	3	(A)
1899-00	42	9	(H)
1-18-02	63	14	(H)
1903-04	47	10	
1903-04	31	32	
1903-04	25	9	
1904-05	32	31	
1904-05	57	23	
1-11-07	38	26	(A)
3-25-07	59	11	(H)
12-18-07	33	19	(A)
3-8-09	32	62	(A)
1-14-11	42	26	(H)
1-18-13	39	26	(H)
2-7-13	27	20	(A)
1-23-14	29	20	(H)
1-24-14	18	24	(H)
2-5-15	13	9	(A)
3-3-15	15	39	(H)
2-18-16	19	23	(A)
1916-17	27	14	
1916-17	15	18	
1917-18	18	10	(A)
1917-18	24	14	(H)
1922-23	24	22	(H)
Totals	863	519	

Nevada-Las Vegas (0-1)			
12-23-78	63	79	(A)

Nevada (3-1)			
12-30-47	58	63	(A)
12-14-70	116	71	(H)
12-12-77	67	50	(H)
3-18-97	78	68	(A)
Totals	319	252	

New Orleans (1-0)			
11-22-97	81	66	(H)

New Mexico State (1-1)			
12-20-75	79	75	(A)
3-19-93	79	93	(N)
Totals	158	168	

Niagara (1-0)			
1-1-38	43	37	(A)

North Carolina (0-1)			
1-6-73	62	79	(N)

North Carolina-Greensboro (1-0)			
11-16-97	75	51	(H)

North Carolina-Wilmington (1-0)			
12-5-97	85	68	(H)

North Dakota (1-1)			
12-29-33	22	50	(A)
12-22-34	34	21	(H)
Totals	56	71	

North Dakota State (1-0)			
12-30-33	32	29	(A)

North Texas (3-0)			
11-24-72	64	46	(H)
12-10-74	69	56	(A)
12-2-88	90	84	(H)
Totals	223	186	

N.E. Missouri State (3-0)			
12-14-73	67	54	(H)
12-7-83	82	61	(H)
1-11-86	99	56	(H)
Totals	248	171	

Northeastern Illinois (2-0)			
12-21-94	101	60	(H)
12-18-95	94	76	(H)
Totals	195	136	

Northern Colorado (1-0)			
1-2-48	58	54	(A)

Northern Illinois (2-1)			
1-12-89	71	56	(H)
12-5-89	56	65	(A)
2-18-91	82	73	(H)
Totals	209	194	

Northern Iowa (13-1)			
12-11-48	63	52	(H)
12-14-49	60	54	(H)
12-19-50	63	55	(H)
12-1-51	60	44	(H)
12-1-60	78	68	(H)
12-10-62	78	59	(H)
12-7-70	95	71	(H)
12-20-73	73	55	(H)
12-29-81	53	42	(A)
12-17-83	90	64	(H)
12-31-93	70	63	(H)
12-22-94	95	88	(A)
12-16-95	101	109	(H)
2-13-97	77	69	(A)
Totals	1,056	893	

Northern Michigan (1-0)			
12-15-69	92	68	(H)

N.W. Missouri State (10-0)			
12-1-48	59	39	(H)
12-7-49	58	39	(H)
12-4-50	61	39	(H)
12-11-51	59	43	(H)
1-21-55	74	54	(H)
12-1-58	85	44	(H)
12-13-76	88	53	(H)
12-20-80	79	59	(H)
1-7-84	93	67	(H)
1-5-87	105	64	(H)
Totals	761	501	

Northwestern (2-1)			
12-21-33	22	35	(A)
11-29-75	79	68	(H)
12-20-76	71	68	(A)
Totals	172	171	

Notre Dame (5-2)			
2-20-20	25	18	(A)
2-21-20	31	15	(A)
2-18-21	25	18	(H)

2-19-21	39	21	(H)
12-9-57	56	59	(A)
12-14-59	62	70	(H)
12-11-61	65	61	(H)
Totals	303	262	

Ohio (3-0)			
12-19-57	61	53	(H)
12-16-61	81	64	(H)
12-3-93	94	68	(H)
Totals	236	185	

Ohio State (2-4)			
12-22-36	32	23	(H)
12-11-37	31	42	(A)
12-30-85	69	66	(N)
12-5-87	63	72	(H)
12-14-88	76	103	(A)
3-20-89	74	85	(A)
Totals	345	391	

Oklahoma City (1-1)			
1-18-64	74	65	(H)
2-8-66	81	85	(A)
Totals	155	150	

Omaha Alumni (3-0)			
1-17-13	46	13	(H)
1-10-14	44	22	(H)
2-17-14	40	19	(A)
Totals	130	54	

Omaha Athletic Club (2-0)			
1-9-20	51	10	(H)
1-10-20	26	23	(H)
Totals	77	33	

Omaha Christian (1-0)			
1903-04	35	26	

Omaha YMCA (6-3)			
1-15-1898	12	16	(H)
2-22-1898	10	9	(A)
1-20-1899	21	14	(H)
1899-00	26	14	(H)
1900-01	13	11	(A)
1900-01	20	12	(H)
1900-01	20	28	(H)
1904-05	24	21	
1904-05	29	30	
Totals	175	155	

Old Dominion (1-0)			
12-30-96	72	66	(N)

Oregon (6-3)			
12-22-41	42	49	(H)
12-21-53	68	84	(A)
12-22-53	72	74	(A)
12-2-66	79	56	(H)
12-7-69	85	77	(A)
12-1-86	76	60	(H)
12-12-87	67	62	(A)
11-25-95	114	106	(N)
12-29-95	99	76	(N)
Totals	702	644	

Oregon State (3-5)			
12-30-40	38	61	(A)
12-28-45	48	40	(H)
12-19-53	55	83	(A)
12-19-59	60	63	(A)
12-21-59	65	67	(N)
12-7-65	75	63	(H)
12-6-69	67	79	(A)
11-30-96	75	67	(H)
Totals	483	523	

O

St. Joseph's (Pa.) (1-0)
3-28-96 60 56 (N)

St. Thomas (Minn.) (1-0)
1916-17 23 8

St. Thomas (Pa.) (1-0)
12-30-36 42 41 (A)

Sam Houston State (3-0)
1-5-89 89 70 (H)
1-6-90 99 91 (H)
11-23-91 91 42 (H)
Totals 279 203

San Diego State (0-1)
12-3-71 61 63 (H)

San Francisco (1-0)
12-30-86 66 60 (N)

San Jose State (2-2)
12-29-47 38 39 (A)
12-23-71 80 63 (H)
12-17-74 66 80 (H)
12-3-89 90 76 (H)
Totals 274 258

Santa Clara (1-2)
1-3-36 48 61 (A)
12-12-50 53 38 (A)
12-29-84 59 78 (A)
Totals 160 177

Shattuck (2-0)
1904-05 44 22
3-22-06 59 23 (A)
Totals 103 45

Simpson (1-1)
2-18-14 21 22 (A)
1916-17 20 13
Totals 41 35

Sioux City YMCA (1-1)
2-17-02 42 24 (A)
1903-04 14 49
Totals 56 73

Sonoma State (1-0)
1-5-81 84 49 (H)

South Carolina (1-1)
1-6-76 69 68 (H)
1-3-77 49 54 (A)
Totals 118 122

South Dakota (30-5)
2-4-11 30 25 (H)
1-23-20 41 12 (H)
1-24-20 33 12 (H)
1-21-21 39 13 (H)
12-18-25 19 20 (H)
12-20-28 36 25 (H)
1-15-29 46 28 (H)
12-13-30 18 17 (A)
12-12-31 36 41 (H)
2-18-33 34 25 (H)
2-3-36 48 27 (H)
12-11-36 31 33 (A)
12-17-37 44 28 (H)
12-10-38 44 30 (H)
12-9-39 39 15 (H)
12-6-40 39 40 (A)
12-12-41 48 28 (H)
12-7-42 30 40 (A)
12-18-43 41 31 (H)
12-11-45 52 29 (H)
12-4-46 68 37 (H)
12-16-47 65 38 (H)
1-29-49 72 50 (H)
1-2-50 47 40 (H)
1-3-51 74 49 (H)
1-26-52 82 59 (H)

12-6-52 65 53 (H)
12-15-53 70 53 (H)
12-11-54 87 51 (H)
12-7-64 74 63 (H)
12-18-65 77 60 (H)
12-5-67 94 61 (H)
1-3-76 72 59 (H)
12-10-77 74 64 (H)
12-1-84 101 69 (H)
Totals 1,870 1,325

South Dakota State (9-0)
1-14-30 29 27 (H)
2-1-46 52 50 (H)
2-4-47 53 34 (H)
2-3-48 66 56 (H)
12-3-49 61 32 (H)
12-2-57 64 52 (H)
11-30-74 87 72 (H)
11-30-79 100 83 (H)
12-7-81 70 51 (H)
Totals 582 457

Southern California (1-5)
12-21-62 49 58 (H)
12-22-62 53 55 (H)
12-20-63 73 79 (A)
12-21-64 64 79 (A)
11-25-91 93 84 (H)
12-23-92 64 74 (A)
Totals 396 429

Southern Colorado (1-0)
11-29-84 89 67 (H)

Southern Illinois (2-0)
11-26-85 85 50 (H)
12-10-86 87 85 (A)
Totals 172 135

Southern Methodist (3-2)
12-19-51 55 61 (A)
12-7-61 63 60 (H)
12-12-70 75 80 (A)
12-11-71 84 76 (H)
12-20-74 69 67 (N)
Totals 346 344

Southern Mississippi (0-1)
3-24-87 75 82 (N)

Southern Utah (3-0)
11-30-91 106 101 (A)
1-5-93 100 85 (H)
1-5-94 89 85 (H)
Totals 295 271

S.W. Missouri State (1-0)
1-15-83 98 46 (H)

Southwestern Louisiana (0-1)
12-29-92 80 109 (N)

Springfield (Mass.) (1-0)
12-17-52 82 73 (H)

Stanford (3-6)
1-3-33 17 21 (H)
1-2-35 31 34 (H)
1-4-36 39 42 (A)
1-3-39 47 56 (A)
12-20-39 48 47 (H)
12-27-40 46 57 (A)
12-27-47 51 47 (A)
12-23-61 59 72 (A)
12-20-65 71 67 (H)
Totals 409 443

Stevens Point A.C. (0-1)
1900-01 13 38 (A)

Tampa (0-1)
12-21-51 76 81 (A)

Temple (0-1)
1-1-37 27 43 (A)

Tennessee Tech (1-0)
12-14-90 113 92 (H)

Texas-Arlington (1-0)
12-21-92 116 95 (H)

Texas Christian (3-1)
12-20-51 57 58 (A)
12-11-70 69 64 (A)
12-11-72 72 58 (H)
3-24-83 67 57 (H)
Totals 265 237

Texas-San Antonio (3-0)
11-27-93 96 85 (H)
12-3-96 79 76 (H)
11-29-97 68 59 (H)
Totals 243 220

Toledo (3-0)
12-8-90 105 68 (H)
1-2-92 57 52 (A)
11-24-95 72 59 (N)
Totals 234 179

Topeka YMCA (1-1)
3-3-02 36 52 (A)
3-22-02 27 13 (H)
Totals 63 65

Tulane (2-0)
3-17-83 72 65 (H)
3-26-96 90 78 (N)
Totals 162 143

Tulsa (0-1)
12-1-97 68 85 (A)

UCLA (2-5)
12-29-38 35 30 (A)
12-30-38 40 42 (A)
12-20-41 36 42 (H)
12-16-55 71 65 (H)
11-30-56 56 69 (A)
12-1-56 60 78 (A)
3-19-85 63 82 (A)
Totals 361 408

Utah (1-2)
12-30-35 48 47 (A)
12-27-39 40 63 (H)
12-13-80 55 57 (A)
Totals 143 167

Utah State (2-0)
12-7-60 65 60 (H)
3-8-78 67 66 (H)
Totals 132 126

Valparaiso (2-0)
2-27-20 30 17 (A)
2-28-20 35 20 (A)
Totals 65 37

Vanderbilt (2-4)
12-21-55 48 66 (H)
12-22-56 54 78 (A)
12-7-73 58 82 (A)
12-23-74 81 66 (H)
12-22-75 68 57 (A)
12-30-97 69 80 (N)
Totals 378 429

Villanova (0-1)
11-27-87 53 70 (N)

Virginia (1-0)
12-27-97 80 65 (N)

Virginia Tech (0-1)
11-26-94 81 87 (N)

Wagner (1-0)
12-30-89 88 67 (H)

Washburn (1-0)
1-16-08 26 25 (A)

Washington (3-6)
12-27-30 38 41 (A)
12-29-30 24 27 (A)
12-30-30 32 38 (A)
12-8-50 49 54 (A)
12-9-50 53 71 (A)
12-6-75 63 75 (H)
11-29-76 59 58 (A)
3-21-87 81 76 (H)
3-12-97 67 63 (H)
Totals 466 503

Washington (Mo.) (12-6)
1917-18 17 44 (A)
2-7-19 35 25 (H)
2-8-19 28 13 (H)
1-7-22 31 23 (H)
2-25-22 33 32 (A)
1922-23 32 34 (H)
1922-23 24 22 (A)
2-9-24 32 18 (A)
1923-24 38 17 (H)
2-20-25 24 20 (A)
3-5-25 16 36 (H)
2-20-26 26 20 (H)
3-6-26 14 22 (A)
1926-27 37 20 (A)
1926-27 41 24 (H)
12-16-27 27 28 (A)
1-9-28 19 30 (H)
1-11-49 48 45 (H)
Totals 522 473

Washington State (5-2)
12-12-66 100 75 (H)
12-13-66 80 78 (H)
12-8-67 70 93 (A)
12-9-67 91 76 (A)
12-22-84 58 63 (H)
12-12-85 79 72 (A)
3-19-96 82 73 (H)
Totals 560 530

Weber State (1-0)
11-26-96 83 66 (H)

Wesleyan Auto (0-1)
3-5-14 19 31 (H)

West Virginia (0-1)
1-2-30 19 45 (A)

Western Illinois (3-0)
12-21-77 73 72 (H)
12-17-94 69 62 (H)
11-19-97 86 57 (H)
Totals 228 191

Western Kentucky (0-2)
12-31-46 56 74 (A)
3-14-86 69 67 (N)
Totals 125 141

Western Reserve (2-0)
12-28-36 41 35 (A)
12-21-48 83 80 (A)
Totals 124 115

Wichita State (6-5)
12-12-55 46 71 (A)
12-3-60 63 65 (H)
12-4-61 49 79 (A)
12-10-68 94 92 (H)
12-6-69 81 79 (A)
12-23-70 72 71 (A)
12-4-71 61 74 (H)
1-7-74 58 66 (A)
12-14-74 78 65 (H)

12-12-92 71 64 (A)
12-11-93 94 72 (H)
Totals 767 798

Wisconsin (10-5)
1903-04 25 22 (H)
2-21-07 31 35 (A)
3-3-08 4 43 (A)
1-4-22 14 27 (A)
12-30-39 53 43 (A)
1-4-41 31 46 (H)
12-19-55 52 71 (A)
12-10-56 53 51 (H)
12-1-65 101 88 (A)
11-30-68 68 55 (H)
12-27-79 83 82 (N)
12-5-83 71 69 (A)
12-12-84 53 51 (H)
12-11-90 75 63 (A)
12-11-91 86 67 (H)
Totals 800 813

Wisconsin-Green Bay (2-0)
1-2-91 70 63 (A)
12-30-91 76 68 (H)
Totals 146 131

Wisconsin-Oshkosh (1-0)
1-4-80 96 72 (H)

Wisconsin-Stevens Point (2-0)
11-30-81 74 45 (H)
1-9-85 69 62 (H)
Totals 143 107

Wisconsin-Stout (1-0)
11-23-85 71 53 (H)

Wisconsin-Superior (0-1)
12-28-31 34 36 (A)

Wyoming (15-10)
1-20-34 24 33 (H)
12-15-34 23 26 (A)
12-27-35 46 42 (A)
1-13-36 31 22 (H)
12-23-38 38 30 (H)
12-5-57 77 66 (H)
12-20-61 70 71 (A)
12-2-63 79 72 (H)
12-3-64 68 94 (A)
12-7-66 98 102 (A)
12-23-67 82 74 (H)
12-1-70 68 63 (A)
12-1-71 81 63 (H)
12-1-72 59 65 (A)
12-1-73 70 62 (H)
11-28-80 59 62 (H)
11-27-81 48 62 (A)
12-18-82 68 57 (H)
12-20-83 67 64 (A)
12-10-84 79 65 (H)
11-30-85 64 53 (A)
12-20-86 62 61 (H)
12-19-87 58 87 (A)
1-23-89 71 58 (H)
1-22-90 65 95 (A)
Totals 1,555 1,487

Xavier (Ohio) (0-2)
3-19-84 57 58 (A)
3-14-91 84 89 (N)
Totals 141 147

York College (1-0)
1916-17 23 14

Nebraska in the Big Eight/Big 12 Tournament

1977: (0-1)
58 at Kansas 61
Champion: Kansas State (11-3 Big Eight/23-8 Overall)
Tournament Champion: Kansas State

1978: (1-1)
71 Oklahoma State 63
58 Missouri 61
Champion: Kansas (13-1/24-5)
Tournament Champion: Missouri

1979: (0-1)
60 at Kansas State 61 (2OT)
Champion: Oklahoma (10-4/21-10)
Tournament Champion: Oklahoma

1980: (1-1)
75 Oklahoma 68
59 Kansas State 60
Jack Moore, All-Tournament
Champion: Missouri (11-3/25-6)
Tournament Champion: Kansas State

1981: (0-1)
66 Colorado 70
Champion: Missouri (10-4/22-10)
Tournament Champion: Kansas

1982: (1-1)
60 Oklahoma State 49
53 Missouri 58
Champion: Missouri (12-2/27-4)
Tournament Champion: Missouri

1983: (1-1)
94 Iowa State 71
63 Missouri 69
Champion: Missouri (12-2/26-8)
Tournament Champion: Oklahoma State

1984: (0-1)
39 Kansas State 41
Champion: Oklahoma State (13-1/29-5)
Tournament Champion: Kansas

1985: (0-1)
69 at Kansas 74
Champion: Oklahoma (13-1/31-6)
Tournament Champion: Oklahoma

1986: (1-1)
82 Oklahoma State 75
58 Iowa State 75
Bernard Day, All-Tournament
Champion: Kansas (13-1/35-4)
Tournament Champion: Kansas

1987: (0-1)
45 Kansas State 47
Champion: Missouri (11-3/24-10)
Tournament Champion: Missouri

1988: (0-1)
70 Kansas State 75
Champion: Oklahoma (12-2/35-4)
Tournament Champion: Oklahoma

1989: (0-1)
70 Missouri 98
Champion: Oklahoma (12-2/30-6)
Tournament Champion: Missouri

1990: (0-1)
65 Oklahoma 78
Champion: Missouri (12-2/26-6)
Tournament Champion: Oklahoma

1991: (2-1)
117 Oklahoma 113 (OT)
87 Kansas 83
82 Missouri 90
Clifford Scales and Tony Farmer, All-Tournament
Champions: Oklahoma State (10-4/24-8), Kansas (10-4/27-8)
Tournament Champion: Missouri

1992: (0-1)
85 Oklahoma 107
Champion: Kansas (11-3/27-5)
Tournament Champion: Kansas

1993: (0-1)
45 Kansas State 47
Champion: Kansas (11-3/29-7)
Tournament Champion: Missouri

1994: (3-0)
105 Oklahoma 88
98 Missouri 91
77 Oklahoma State 66
Eric Piatkowski (MVP), Bruce Chubick, Jaron Boone, All-Tournament
Champion: Missouri (14-0/28-4)
Tournament Champion: Nebraska

1995: (0-1)
48 Oklahoma State 68
Champion: Kansas (11-3/25-6)
Tournament Champion: Oklahoma State

1996: (0-1)
60 Iowa State 62
Champion: Kansas (12-2, 29-5)
Tournament Champion: Iowa State

1997: (0-1)
72 Missouri 78
Champion: Kansas (15-1, 34-2)
Tournament Champion: Kansas

1998: (1-1)
65 Baylor 46
59 Kansas 91
Champion: Kansas (15-1, 35-4)
Tournament Champion: Kansas

Nebraska by Round

	Home	Away	K.C.	All-Time
First*	0-0	0-0	0-1	0-1
Quarterfinals	4-2	0-3	4-8	8-13
Semifinals	0-0	0-0	2-6	2-6
Championship	0-0	0-0	1-1	1-1
Totals	4-2	0-3	7-16	11-21

*-First round refers to opening round of Big 12 tourney; quarterfinals are opening round of Big Eight tourney, quarterfinals of Big 12

All-Time NU Conference Tournament Records

Nebraska vs.:	League		Overall In Kemper	Overall In K.C.
	League Tourney	Tourney In Kemper		
Baylor	1-0	1-0	1-0	1-0
Colorado	0-1	0-0	0-2	1-13
Iowa State	1-2	0-2	1-2	5-8
Kansas	1-3	1-1	1-3	4-15
Kansas State	0-6	0-4	0-6	3-16
Missouri	1-6	1-6	2-6	9-12
Oklahoma	3-2	2-2	7-2	14-5
Oklahoma State	4-1	2-1	4-1	12-6
Others				4-4

Tournament Titles by School (titles/final game appearances): Missouri (6/9); Oklahoma (4/8); Kansas (6/10); Kansas State (2/6); Oklahoma State (2/4); Nebraska (1/2); Iowa State (1/4); Colorado (0/1)

Nebraska Conference Tournament Records

Individual, Game

Points--42; Eric Piatkowski, vs. Oklahoma, 1994
Opponent--34; Jeff Webster, Oklahoma, 1994
Field Goals--14; Eric Piatkowski, vs. Oklahoma, 1994 (23 att.)
Opponent--12; Jeff Webster, Oklahoma, 1994 (21 att.)
Field Goal Attempts--23; Eric Piatkowski, vs. Oklahoma, 1994 (14 made); Tyronn Lue vs. Missouri, 1997 (10 made)
Opponent--21; John Douglas, Kansas, Feb. 26, 1977 (9 made); Jeff Webster, Oklahoma, 1994 (12 made)
Field Goals, No Misses--6; Andre Smith, vs. Colorado, 1981
Opponent--8; Ed Nealy, Kansas State, 1980
3-Point Goals--4; Ray Richardson, vs. Missouri, 1989 (9 att.); Eric Piatkowski, vs. Oklahoma, 1994 (8 att.); Tyronn Lue vs. Baylor, 1998 (9 att.)
Opponent--6; Randy Rutherford, Oklahoma State, 1994 (11 att.)
3-Point Attempts--9; Ray Richardson, vs. Missouri, 1989 (4 made); Eric Piatkowski, vs. Oklahoma, 1992 (0 made); Tyronn Lue vs. Baylor, 1998 (4 made)
Opponent--14; Mark Atkins, Missouri, 1994 (4 made)
3-Point Percentage--1.000; Clifford Scales, vs. Oklahoma, 1991 (3-3)
Opponent--.750; Askia Jones, Kansas State, 1993 (3-4)
Free Throws--13; Tony Farmer, vs. Kansas, 1991 (16 att.)
Opponent--12; Doug Smith, Missouri, 1991 (14 att.)
Free Throw Attempts--16; Tony Farmer vs. Kansas, 1991 (13 made)
Opponent--14; Doug Smith, Missouri, 1991 (12 made)
Free Throws Made, No Misses--*12; Tony Farmer vs. Oklahoma, 1991
Opponent--11; Mark Tucker, Oklahoma State, 1978
Rebounds--16; Bruce Chubick, vs. Oklahoma, 1994
Opponent--14; Fred Burley, Oklahoma State, 1994
Assists--14; Brian Carr at Kansas, 1985
Opponent--9; Lee Coward, Missouri, 1989
Blocked Shots--5; Derrick Chandler vs. Kansas State, 1993
Opponent--5; Kelvin Cato, Iowa State, 1996
Steals--4; Clifford Scales vs. Oklahoma, 1991, Jaron Boone vs. Iowa State, 1996; Cookie Belcher vs. Kansas, 1998
Opponent--5; Jeff Currie, Missouri, 1978
Minutes--*50; Andre Smith and Brian Banks, at Kansas State, 1979
Opponent--*50; Glenn Marshall, Kansas State, 1979

Individual, Career

Points--136; Eric Piatkowski, 1991-94 (8 games)
Field Goals--45; Eric Piatkowski, 1991-94 (110 att., 8 games)
Field Goal Attempts--110; Eric Piatkowski, 1991-94 (45 made, 8 games)
Field Goal Percentage--.667; Mike Naderer, 1978-81 (24-36, 6 games)
3-Point Goals--13; Eric Piatkowski, 1991-94 (47 att., 8 games); Erick Strickland, 1993-96 (30 att., 6 games)
3-Point Goal Attempts--47; Eric Piatkowski, 1991-94 (13 made, 8 games)
3-Point Percentage--.556; Eric Johnson, 1988-89 (5-9, 2 games)
Free Throws--33; Eric Piatkowski, 1991-94 (41 att., 8 games)
Free Throw Attempts--41; Eric Piatkowski, 1991-94 (33 made, 8 games)
Free Throw Percentage--.900; Jack Moore, 1980-82 (27-30, 5 games)
Rebounds--47; Bruce Chubick, 1991-94 (8 games)
Assists--29; Brian Carr, 1984-87 (5 games)
Blocked Shots--11; Venson Hamilton, 1996-present (4 games)
Steals--9; Jaron Boone, 1993-96 (6 games)
Minutes Played--255; Eric Piatkowski, 1991-94 (8 games)
Minutes Per Game--*40.75; Brian Banks, 1977-79 (163 in 4 games)

Team, Game

Points--117; vs. Oklahoma, 1991 (OT)
Opponent--113; Oklahoma, 1991 (OT)
Points in Half--59; vs. Oklahoma, 1991 (2nd)
Opponent--59; Missouri, 1994 (2nd)
Field Goals--38; vs. Oklahoma, 1991 (84 att.)
Opponent--39; Missouri, 1989 (68 att.); Oklahoma, 1992 (73 att.)
Field Goal Attempts--84; vs. Oklahoma, 1991 (38 made)
Opponent--82; Missouri, 1994 (32 made)
Field Goal Percentage--.646; vs. Oklahoma State, 1986 (31-48)
Opponent--.610; Missouri, 1983 (25-41)
3-Point Goals--10; vs. Missouri, 1994 (24 att.)
Opponent--11; Oklahoma State, 1994 (23 att.)
3-Point Goals Attempted--*29; vs. Oklahoma, 1992 (7 made)
Opponent--28; Missouri, 1994 (7 made)
3-Point Percentage--.571; vs. Kansas, 1991 (4-7)
Opponent--.692; Oklahoma, 1992 (9-13)
Free Throws--34; vs. Iowa State, 1983 (42 att.); Oklahoma, 1991 (41 att.)
Opponent--37; Oklahoma, 1991 (51 att.)
Free Throw Attempts--42; vs. Iowa State, 1983 (34 made)
Opponent--*51; Oklahoma, 1991 (37 made)
Free Throw Percentage--.818; vs. Kansas State, 1988 (9-11); vs. Missouri, 1994 (18-22)
Opponent--.923; Missouri, 1991 (12-13)
Rebounds--55; vs. Oklahoma, 1991
Opponent--53; Kansas, 1998
Assists--22; vs. Oklahoma State, 1986
Opponent--26; Kansas, 1998
Blocked Shots--10; vs. Iowa State, 1996
Opponent--6; Iowa State, 1996
Steals--9; vs. Iowa State, 1983; vs. Oklahoma, 1991; vs. Iowa State, 1996; vs. Kansas, 1998
Opponent--14; Kansas State, 1988
 *Indicates overall tournament record

The Big 12 in Postseason Play

Team	NCAA			NIT			Overall		
	App.	W-L	Pct.	App.	W-L	Pct.	App.	W-L	Pct.
Kansas	27	57-27	.679	2	3-2	.600	29	60-29	.674
Oklahoma State	15	26-14	.650	7	6-8	.429	22	32-22	.593
Oklahoma	17	20-17	.541	6	9-6	.600	23	29-23	.558
Nebraska	6	0-6	.000	11	19-10	.655	17	19-16	.543
Colorado	9	9-11	.450	4	7-3	.700	13	16-14	.533
Texas	16	17-19	.472	4	6-3	.667	20	23-22	.511
Kansas State	22	27-26	.509	4	4-5	.444	*27	31-31	.500
Iowa State	10	8-10	.444	1	0-1	.000	11	8-11	.421
Missouri	16	13-16	.448	4	1-4	.200	*20	14-20	.412
Texas A&M	6	3-7	.300	5	4-5	.444	11	7-12	.368
Texas Tech	10	5-11	.313	2	0-2	.000	12	5-13	.277
Baylor	4	3-6	.333	2	0-2	.000	6	3-8	.273

*Includes 0-1 record in Commissioner's Invitational Tournament. NCAA District playoff games are not included in NCAA Tournament records.

1998-99 Big 12 Conference Composite Schedule



Friday, November 13

Gonzaga at Kansas, 7:05 p.m.
St. Mary's (Calif.) at Kansas State, 8 p.m.
Jackson State at Missouri, 8 p.m.
North Texas at Texas A&M, 7 p.m.

Saturday, November 14

Denver at Colorado, 9 p.m.
UNC-Greensboro at Nebraska
Northwestern (La.) State at Oklahoma, 7p.m.

Monday, November 16

Baylor at Arkansas State, 7 p.m.
Cal-State Fullerton at Kansas State, 8 p.m.
Northwestern (La.) State at Oklahoma State, 7:05 p.m.

Tuesday, November 17

Colorado State at Colorado, 8 p.m.
Kansas at Pennsylvania, 7:05 p.m.
Texas at Houston, 9 p.m. (ESPN2)

Wednesday, November 18

Louisiana Tech at Baylor, 7 p.m.
Washburn at Kansas State, 8 p.m.
Southwest Missouri State at Missouri, 7 p.m. (Chase NIT)

Thursday, November 19

Nebraska vs. Villanova, Midnight
(Top of the World Classic, Fairbanks, Alaska)
Oklahoma State vs. Marquette, 1 a.m.
(VoiceStream Wireless Classic, Honolulu, Hawaii)
Texas A&M at Stephen F. Austin, 7 p.m.
Texas-San Antonio at Texas Tech, 7 p.m.

Friday, November 20

North Carolina-Elon at Colorado, 8 p.m.
Missouri vs. SMU/Stanford
(Chase NIT, second round)
Oklahoma State vs. Hawaii/Nicholls State, 12/2 a.m.
(VoiceStream Wireless Classic, Honolulu, Hawaii)

Saturday, November 21

Texas-Arlington at Baylor, 1 p.m.
Fort Hays State at Kansas, 7:05 p.m.
Nebraska vs. Washington State/Alaska-Fairbanks, 3:30/9:15 p.m. (Top of the World Classic, Fairbanks, Alaska)
Coppin State at Oklahoma, 7 p.m.
South Florida at Texas, 3:30 p.m.
Centenary at Texas A&M, 2:30 p.m.
Texas Tech at North Texas, 7:30 p.m.

Sunday, November 22

Stephen F. Austin at Colorado, 8 p.m.
Nebraska vs. TBA
(Top of the World Classic, Fairbanks, Alaska)

Monday, November 23

Chicago State at Iowa State, 7 p.m.
Kansas State vs. Indiana, 8:30 p.m. (ESPN)
(Maui Classic, Maui, Hawaii)
Austin Peay at Missouri, 7 p.m.

Tuesday, November 24

Southwest Texas State at Baylor, 7 p.m.
Kansas State vs. Utah/Arizona State
(Maui Classic, Maui, Hawaii)

Wednesday, November 25

Iowa State vs. St. Mary's (Calif.), 11 p.m.
(Great Alaska Shootout, Anchorage, Alaska)
Kansas State vs. TBA
(Maui Classic, Maui, Hawaii)
Texas at Arizona, 8:30 p.m.
New Mexico State at Texas Tech, 7 p.m.
Chase NIT Semifinals (New York) (ESPN)

Thursday, November 26

Colorado vs. Kentucky, 12:30 p.m.
(Puerto Rico Shootout, San Juan, P.R.)

Friday, November 27

Baylor vs. TBA
(Honolulu Thanksgiving Shootout, Honolulu, Hawaii)
Colorado vs. TBA
(Puerto Rico Shootout, San Juan, P.R.)
Iowa State vs. So. Utah/Cincinnati, 3/8:15 p.m.
(Great Alaska Shootout, Anchorage, Alaska)
Kansas vs. UNLV, 6:35 p.m. (ESPN)
(Tip-Off Classic, Springfield, Mass.)
Western Carolina at Oklahoma, 8:15 p.m.
(IGA SuperThrift Sooner Holiday Classic, Norman, Okla.)
Chase NIT Finals (New York) (ESPN)

Saturday, November 28

Baylor vs. TBA
(Honolulu Thanksgiving Shootout, Honolulu, Hawaii)
Colorado vs. TBA
(Puerto Rico Shootout, San Juan, P.R.)
Iowa State vs. TBA
(Great Alaska Shootout, Anchorage, Alaska)
North Carolina A&T at Nebraska, 1:05 p.m.
Murray St./Arkansas-L.R. at Oklahoma, 6/8:15 p.m.
(IGA SuperThrift Sooner Holiday Classic, Norman, Okla.)
TCU at Oklahoma State, 7:05 p.m.
Texas A&M at Oral Roberts, 7 p.m.
Texas Tech at Southwestern Louisiana, 7:05 p.m.

Sunday, November 29

Baylor vs. TBA
(Honolulu Thanksgiving Shootout, Honolulu, Hawaii)
Georgia State at Kansas State, 1 p.m.
Southwest Texas State at Missouri, 2 p.m.
Georgia at Texas, 7 p.m.

Tuesday, December 1

Kansas vs. Kentucky, 8:35 p.m. (ESPN)
(Great Eight, Chicago, Ill.)
Loyola-Chicago at Kansas State, 7 p.m.
Nicholls State at Missouri, 7 p.m.
Tulsa at Nebraska, 7:05 p.m.
Florida Atlantic at Oklahoma State, 7:05 p.m.
Alabama at Texas A&M, 7 p.m.

Wednesday, December 2

Baylor at Creighton, 7:05 p.m.
Virginia Commonwealth at Colorado, 8 p.m.
Iowa State at Northern Iowa, 7:05 p.m.
Texas at Oral Roberts, 7:05 p.m.
SMU at Texas Tech, 7 p.m.

Thursday, December 3

Texas A&M at Sam Houston State, 7 p.m.

Friday, December 4

North Texas at Iowa State, 8 p.m.
(Cyclone Challenge, Ames, Iowa)
Southwest Texas State at Nebraska, 6:30 p.m.
(Ameritas Classic, Lincoln, Neb.)

Saturday, December 5

Nevada at Baylor, 7 p.m.
Idaho State at Colorado, 8 p.m.
Western Illinois/Princeton at Iowa State, 8 p.m.
(Cyclone Challenge, Ames, Iowa)
Kansas vs. Pepperdine, 4 p.m.
(John Wooden Classic, Anaheim, Calif.)
Idaho at Missouri, 1 p.m.
Davidson/Colgate at Nebraska, 6/8:15 p.m.
(Ameritas Classic, Lincoln, Neb.)
Arkansas at Oklahoma, 8 p.m. (ESPN)
Oklahoma State vs. UCLA, 6:15 p.m.
(at Anaheim, Calif.)
Texas at San Diego, 9:05 p.m.
Stephen F. Austin at Texas Tech, 7 p.m.

Sunday, December 6

Lamar at Texas A&M, 2:30 p.m.

Tuesday, December 8

Drake at Iowa State, 7 p.m.
Iowa at Kansas, 8:35 p.m. (ESPN)

Wichita State at Kansas State, 7 p.m.
Texas Tech at TCU, 7 p.m.

Wednesday, December 9

Colorado at Wyoming, 8:30 p.m.
Arkansas-Pine Bluff at Missouri, 7 p.m.
Creighton at Nebraska, 7:05 p.m.
Tulane at Texas A&M, 7 p.m.

Saturday, December 12

McNeese State at Baylor, 7 p.m.
Iowa State at Iowa, 7:05 p.m.
Southern California at Kansas, 7:05 p.m.
Kansas State at Long Beach State, 9:05 p.m.
Missouri at SMU, 7:30 p.m.
Nebraska at Colorado State, 8 p.m.
Oklahoma State vs. Arkansas-Little Rock, 7:05 p.m.
(The Myriad, Oklahoma City, Okla.)
Utah at Texas, 7 p.m.
Texas-Arlington at Texas Tech, 7 p.m.

Tuesday, December 15

Houston Baptist at Oklahoma State, 7:05 p.m.
Wisconsin at Texas, 7 p.m.

Thursday, December 17

DePaul at Kansas, 8:35 p.m. (ESPN)
Sam Houston State at Oklahoma, 7 p.m.
Texas-Pan American at Texas Tech, 7 p.m.

Saturday, December 19

Baylor at Marquette, 2 p.m.
Iowa State vs. Arizona, 8:30 p.m. (ESPN2)
(Las Vegas Shootout)
Kansas vs. Illinois, 3:05 p.m. (CBS)
(Sprint Shootout, Kansas City, Mo.)
Missouri-Kansas City at Kansas State, 12:30 p.m.
Missouri at Iowa, 7:05 p.m.
Minnesota at Nebraska, 7:05 p.m.
Tulsa at LSU, 7 p.m.
Arizona State at Texas A&M, 8:30 p.m.

Sunday, December 20

Oklahoma State at Creighton, 2:05 p.m.

Monday, December 21

Texas-Arlington at Colorado, 8 p.m.
Coppin State at Kansas State, 7 p.m.
Oklahoma at American-Puerto Rico, 3 p.m.
(Puerto Rico Holiday Classic, San Juan, P.R.)
Texas Tech vs. Tulsa, 7 p.m.
(Pearl Harbor Shootout, Laie, Hawaii)

Tuesday, December 22

Jacksonville at Baylor, 7 p.m.
New Orleans at Iowa State, 8 p.m.
(ISU Holiday Classic, Ames, Iowa)
Missouri vs. Illinois, 8 p.m.
(Kiel Center, St. Louis, Mo.)
Oklahoma vs. Mississippi/St. Joseph's, 12:30/5:30 p.m.
(Puerto Rico Holiday Classic, San Juan, P.R.)
Oklahoma State at UNLV, 11 p.m. (ESPN)
Texas Tech vs. Michigan State/Pepperdine
(Pearl Harbor Shootout, Laie, Hawaii)

Wednesday, December 23

Rice/St. Mary's (Calif.) at Iowa State, 8 p.m.
(ISU Holiday Classic, Ames, Iowa)
Kansas at St. Louis, 8:35 p.m. (ESPN)
Oklahoma vs. TBA
(Puerto Rico Holiday Classic, San Juan, P.R.)
Texas Tech vs. TBA
(Pearl Harbor Shootout, Laie, Hawaii)

Sunday, December 27

Nebraska at San Francisco, 9 p.m.

Monday, December 28

Colorado vs. Boston, 7 p.m.
(Montana State Inv., Bozeman, Mont.)
Kansas State at St. Louis, 8 p.m.
(Earth Grains Basketball Classic, TWA Dome)

Texas vs. Mississippi State, 9:30 p.m.
(Rainbow Classic, Honolulu, Hawaii)
Texas A&M at Southern, 7 p.m.

Tuesday, December 29

Colorado vs. Canisius/Montana State, 6/8 p.m.
(Montana State Inv., Bozeman, Mont.)
Southern (New Orleans) at Iowa State, 7 p.m.
Oklahoma vs. Western Kentucky, 8:15 p.m.
(All College Tourn., Oklahoma City, Okla.)
Texas vs. Princeton/Florida State
(Rainbow Classic, Honolulu, Hawaii)

Wednesday, December 30

Texas-Pan American at Baylor, 7 p.m.
Centenary at Missouri, 7 p.m.
Nebraska at Missouri-Kansas City, 7 p.m.
Oklahoma vs. Oral Roberts/Cal Poly, 6/8:15 p.m.
(All College Tourn., Oklahoma City, Okla.)
Southeast Missouri State at Oklahoma State, 7:05 p.m.
Texas vs. TBA
(Rainbow Classic, Honolulu, Hawaii)
Nevada at Texas Tech, 7 p.m.

Saturday, January 2

Kansas State at Oklahoma State, 12:45 p.m. (ESPN+)
Texas at Colorado, 3 p.m. (ESPN+)
Baylor at Texas Tech, 2 p.m.
Texas A&M at Kansas, 7:05 p.m.
Nebraska at Missouri, 7 p.m.

Sunday, January 3

Oklahoma at Iowa State, 3 p.m. (ESPN+)

Wednesday, January 6

Iowa State at Texas, 7 p.m.
Oklahoma State at Texas A&M, 7 p.m.
Texas Tech at Oklahoma, 7 p.m.
Kansas at Baylor, 7 p.m.
Missouri at Kansas State, 7 p.m.

Saturday, January 9

Missouri at Texas A&M, 12:45 p.m. (ESPN+)
Colorado at Oklahoma, 3 p.m. (ESPN+)
Iowa State at Kansas, 8 p.m. (ESPN+)
Oklahoma State at Baylor, 7 p.m.
Texas Tech at Kansas State, 3 p.m.

Sunday, January 10

Texas at Nebraska, 3 p.m. (ESPN+)

Monday, January 11

Kansas at Missouri, 8:30 p.m. (ESPN)

Tuesday, January 12

Oklahoma at Oklahoma State, 8 p.m. (ESPN+)

Wednesday, January 13

Baylor at Texas, 7 p.m.
Kansas State at Nebraska, 7:05 p.m.
Texas A&M at Texas Tech, 7 p.m.
Colorado at Iowa State, 7 p.m.

Saturday, January 16

Oklahoma at Cincinnati, 11 a.m. (CBS)
Kansas at Massachusetts, 12 p.m. (ABC)
Kansas State at Texas, 12:45 p.m. (ESPN+)
Missouri at Colorado, 3 p.m. (ESPN+)
Nebraska at Baylor, 3 p.m. (ESPN+)
Iowa State at Texas A&M, 7 p.m.

Sunday, January 17

Oklahoma State at Texas Tech, 12 p.m. (ESPN+)

Monday, January 18

Texas at Kansas, 8:30 p.m. (ESPN)

Wednesday, January 20

Baylor at Oklahoma State, 7:05 p.m.
Colorado at Kansas State, 7 p.m.
Nebraska at Oklahoma, 7:05 p.m.

Saturday, January 23

Texas A&M at Baylor, 12:45 p.m. (ESPN+)
Colorado at Nebraska, 12:45 p.m. (ESPN+)

Texas Tech at Iowa State, 3 p.m. (ESPN+)
Oklahoma at Kansas State, 3 p.m. (ESPN+)
Oklahoma State at Texas, 8:30 p.m. (ESPN)

Sunday, January 24

Missouri at Kansas, 1 p.m. (CBS)

Monday, January 25

Texas at Oklahoma, 8:30 p.m. (ESPN)

Wednesday, January 27

Iowa State at Colorado, 8 p.m.
Kansas State at Missouri, 7 p.m.
Texas Tech at Texas A&M, 7 p.m.
Kansas at Nebraska, 7:05 p.m.
Southern Mississippi at Oklahoma State, 7:05 p.m.

Saturday, January 30

Baylor at Missouri, 12:45 p.m. (ESPN+)
Oklahoma at Texas Tech, 12:45 p.m. (ESPN+)
Colorado at Kansas, 3 p.m. (ESPN+)
Texas A&M at Oklahoma State, 3 p.m.
Nebraska at Iowa State, 7 p.m.

Sunday, January 31

Massachusetts at Texas, 2:30 p.m. (ABC)

Monday, February 1

Kansas at Kansas State, 8:30 p.m. (ESPN)

Tuesday, February 2

Iowa State at Oklahoma State, 8 p.m. (ESPN+)

Wednesday, February 3

Texas A&M at Texas, 7 p.m.
Texas Tech at Missouri, 7 p.m.
Nebraska at Colorado, 8 p.m.
Oklahoma at Baylor, 7 p.m.

Saturday, February 6

Kansas State at Iowa State, 12:45 p.m. (ESPN+)
Baylor at Texas A&M, 12:45 p.m. (ESPN+)
Texas at Texas Tech, 3 p.m. (ESPN+)
Missouri at Nebraska, 3 p.m. (ESPN+)
Oklahoma State at Oklahoma, 8:30 p.m. (ESPN)

Sunday, February 7

Kansas at Colorado, 2:30 p.m. (ABC)

Monday, February 8

Missouri at Iowa State, 8:30 p.m. (ESPN)

Wednesday, February 10

Oklahoma at Texas, 8 p.m. (ESPN+)
Nebraska at Kansas, 8 p.m. (ESPN+)
Kansas State at Texas A&M, 7 p.m.
Oklahoma State at Colorado, 8 p.m.
Texas Tech at Baylor, 7 p.m.

Saturday, February 13

Texas A&M at Oklahoma, 12:45 p.m. (ESPN+)
Colorado at Missouri, 12:45 p.m. (ESPN+)
Kansas at Texas Tech, 3 p.m. (ESPN+)
Iowa State at Nebraska, 8:30 p.m. (ESPN)
Baylor at Kansas State, 7 p.m.

Sunday, February 14

Texas at Oklahoma State, 12:30 p.m. (ABC)

Monday, February 15

Oklahoma at Missouri, 8 p.m. (ESPN2)

Wednesday, February 17

Kansas State at Kansas, 8 p.m. (ESPN+)
Texas Tech at Texas, 8 p.m. (ESPN+)
Baylor at Iowa State, 7 p.m.
Oklahoma State at Nebraska, 7:05 p.m.
Texas A&M at Colorado, 8 p.m.

Saturday, February 20

Missouri at Oklahoma State, 12:45 p.m. (ESPN+)
Kansas at Oklahoma, 2:30 p.m. (ABC)
Iowa State at Kansas State, 3 p.m. (ESPN+)
Texas at Texas A&M, 3 p.m. (ESPN+)
Nebraska at Texas Tech, 8:30 p.m. (ESPN)
Colorado at Baylor, 7 p.m.

Monday, February 22

Oklahoma State at Kansas, 8:30 p.m. (ESPN)

Wednesday, February 24

Iowa State at Missouri, 7 p.m.
Colorado at Texas Tech, 7 p.m.
Nebraska at Kansas State, 7 p.m.
Oklahoma at Texas A&M, 7 p.m.
Texas at Baylor, 7 p.m.

Saturday, February 27

Texas A&M at Nebraska, 12:45 p.m. (ESPN+)
Texas Tech at Oklahoma State, 12:45 p.m. (ESPN+)
Baylor at Oklahoma, 3 p.m. (ESPN+)
Kansas State at Colorado, 3 p.m. (ESPN+)
Missouri at Texas, 11 a.m. (CBS)

Sunday, February 28

Kansas at Iowa State, 1 p.m. (CBS)

**Phillips 66 Big 12 Tournament
Kemper Arena - Kansas City, Mo.****Thursday, March 4**

Game 1 - Seed #9 vs. Seed #8, Noon
Game 2 - Seed #12 vs. Seed #5, 2:20 p.m.*
Game 3 - Seed #10 vs. Seed #7, 6 p.m.
Game 4 - Seed #11 vs. Seed #6, 8:20 p.m.*

Friday, March 5

Game 5 - Winner Game 1 vs. Seed #1, Noon
Game 6 - Winner Game 2 vs. Seed #4, 2:20 p.m.*
Game 7 - Winner Game 3 vs. Seed #2, 6 p.m.
Game 8 - Winner Game 4 vs. Seed #3, 8:20 p.m.*

Saturday, March 6

Game 9 - Winner Game 5 vs. Winner Game 6, 1 p.m.
Game 10 - Winner Game 7 vs. Winner Game 8, 3:20 p.m.*

Sunday, March 7

Game 11 - Winner Game 9 vs. Winner Game 10, 2 p.m.

*or 30 minutes following the conclusion of previous game
Games 1-10 on ESPN+; Game 11 on ESPN

BIG 12 CONFERENCE

Big 12 Conference History: Creating a Legacy



One of the nation's most prolific conferences, the Big 12 maintains its leadership role in academic, student life, competition, sportsmanship, and compliance areas within the NCAA framework.

Dedicated to achieving the highest goals in the integration of academic and athletic endeavors, Baylor, Colorado, Iowa State, Kansas, Kansas State, Missouri, Nebraska, Oklahoma, Oklahoma State, Texas, Texas A&M and Texas Tech combined forces on February 25, 1994, and forged the Big 12 Conference, one of the most powerful alliances in NCAA Division I competition to date.

Individually, member schools have long been respected for successes both in its classrooms and its stadiums. In all, conference institutions have received numerous accolades for the quality of academic resources, programs and services offered to students. Athletically, Big 12 teams have accounted for almost 160 national team championships—138 NCAA and 16 wire service football titles—while its student-athletes have claimed more than 800 NCAA crowns entering the 1998-99 academic year.

The formation of the Big 12 represents an undertaking by school chief executive officers to combine resources to achieve even higher levels of performance heading into the 21st Century.

Institution chancellors and presidents serve as the chief policy makers of the Conference, operating as the Board of Directors. Administration of the circuit occurs through the Council of Faculty Athletics Representatives, Board of Athletics Directors and Board of Senior Woman Administrators.

The Big 12 took a bold step toward community service in May, 1996, by adopting Special Olympics as its primary philanthropy. Other charitable and community service organizations such as the Lou Groza National Collegiate Place Kicker Award, NCAA YES Program and Best Buddies, to name a few, have the sponsorship of the conference. Individual member-institutions have provided facilities for local, regional and national Special Olympics competition for years, but under the Big 12 blanket, Special Olympians, their coaches

and their fans have the opportunity to interact as recipients of clinics and other cooperative efforts in conjunction with Big 12 events. In August, 1996, Executive Directors of Special Olympics in the seven-state area and Big 12 officials met and decided to promote the national movement through public service announcements aired to all 50 states and some overseas' markets during Big 12 football and basketball games and on the weekly "Big 12 Showcase" television program. Although the Special Olympians certainly benefit from the

use of conference facilities and clinics, Big 12 student-athletes, officials and fans gain almost as much if not more from this partnership.


Another innovative venture of the Big 12 is the development of the Life Skills Program and Academic Services, which seeks to enhance the "total person" concept both on and off the field. Programs such as the Student-Athlete Advisory Committee, Special Olympics and the YES program of clinics and stay-in-school messages to youngsters are just a few of the life skills areas promoted by the Big 12. Student-athletes play an active role in community endeavors such as hospital visits, youth school programs, enhance/eligibility information and anti-violence campaigns, all promoted through local appearances and public service announcements aired during Big

12 contests. Activities such as these have helped the Big 12 raise the standard of excellence throughout the NCAA.

Exposure is key in any endeavor of this magnitude, and the Big 12 has one of the most comprehensive regional and national telecast agreements in the country.

ABC and Fox Sports Net combine to produce nearly 40 football games annually in syndicated, regional, national and prime time windows. The Conference dominates network television annually on the Friday after Thanksgiving with back-to-back national grid telecasts of Texas-Texas A&M and Colorado-Nebraska.

ESPN and ESPN Regional provide regional over-the-air syndication, national cable and national network coverage of up to 90 men's basketball games per season. The Big 12 is a mainstay in the ESPN lineup with the highest rated college basketball slot on "Big Monday." In addition to the highly successful syndicated package within the seven-state conference region, ESPN Regional markets 10 games annually to CBS and ABC for the Big 12. All 11 games of the Big 12 Phillips 66 Men's Basketball Tournament are aired either regionally or nationally. Big 12 television coverage doesn't stop with football and men's basketball. Fox Sports Net relies heavily on Big 12 supplied programming of regular-season volleyball, and women's basketball while televising nearly 30 events per year. Big 12 championships have a home at Fox Sports Net as well. No fewer than eight Big 12 Olympic



Bill Foster
Big 12 Basketball
Consultant

championships are televised on either a regional or national cable basis, and Fox Sports Net boasts one of the finest weekly collegiate programs in the 39-installment "Big 12 Showcase." ESPN also ventures into the mix by promoting and televising an annual Big 12 women's basketball challenge and will air the 1999 Phillips 66 Men's Basketball Tournament title game.

In all, the packages with ABC, Fox Sports Net and ESPN guarantee the Big 12 the finest intercollegiate coverage through the year 2000 (2003 with ABC for football television, 2007 with Fox) and at least \$145 million into the coffers of the member institutions.

NCAA Men's Team Titles by School

Oklahoma State	42
Oklahoma	13
Iowa State	13
Colorado	13
Texas	12
Nebraska	11
Kansas	9
Missouri	2
Baylor	0
Texas A&M	0
Texas Tech	0
<i>*mythical national football championships not included</i>	

Big 12 Conference Staff Directory

Dave Martin, Interim Commissioner
 Donnie Duncan, Senior Associate Commissioner
 Tim Allen, Associate Commissioner
 Britton Banowsky, Associate Commissioner
 Prentice Gautt, Associate Commissioner
 Dru Hancock, Associate Commissioner
 Steve Pace, Chief Financial Officer
 Bill Foster, Big 12 Basketball Consultant
 Dale Kelley, Men's Basketball Supervisor of Officials
 Lori Ebihara, Director of Compliance
 Julie Dorn, Director of Events
 Lee Eiland, Assistant Public Relations Director
 Rob Castro, Assistant Director of Championships
 Sharon Story, Executive Assistant to the Commissioner

Media Relations Staff

Bo Carter, Director
 Chris Theisen, Assistant/Men's BB
 Brad Clements, Assistant
 Joni James, Assistant

Mailing Address

2201 Stemmons Freeway
 28th Floor
 Dallas, Texas 75207
 (214) 742-1212

The Big 12 got off the planning boards and onto the field as Oklahoma claimed the inaugural conference championship in softball May 11, 1996. Big 12 football kicked off in grand fashion as Kansas State defeated Texas Tech 21-14 August 31, 1996, in Manhattan, Kan. The inaugural volleyball crown was won by Nebraska, and Texas edged Nebraska 37-27 in the first Dr. Pepper Big 12 Football Championship Game to allow the conference to gain two Bowl Alliance berths and to bring a very successful 1996 to a close.

The Big 12 utilizes a North-South divisional format in football, with the two Oklahoma schools and the four Texas schools making up the Big 12 South and the remaining six schools complete the Big 12 North. The champions of each division face each other in an electric showdown in early December to determine the Big 12 representative to the Bowl Alliance. Thanks to the high level of competition, the Big 12 has been the only conference with two teams participating in the alliance in each of the last two years, and Nebraska clinched the national title in the ESPN/USA TODAY football poll on Jan. 2, 1998, with a 42-17 victory over Tennessee in the FedEx Orange Bowl. In addition to the alliance, the Big 12 also has bowl agreements with the Southwestern Bell Cotton Bowl Classic, Plymouth Holiday Bowl, Builders Square Alamo Bowl, and Copper Bowl.

On the basketball court, the Big 12 alters the divisional format. The schools are split into the same scheduling areas and play an intradivisional round-robin, where each team plays every other member of the same area on a home-and-home basis. Each team also plays each member of the opposite division once. The team with the highest conference winning percentage at the end of the season receives the No. 1 seed, with the winner of the opposite area receiving the No. 2 spot. The remaining 10 seeds are determined based on conference winning percentage, regardless of division. The champion of the Big 12 Phillips 66 Men's Tournament receives an automatic bid to participate in the NCAA Tournament, a tremendous testimony to the strength of the Big 12. For the first time in history, the NCAA waived the two-year waiting period for a new conference champion to receive an automatic bid. In its inaugural season, the Big 12 sent champion Kansas and four other teams to the men's tournament, while women's champion Colorado and five other teams qualified for the women's championship. The Big 12 also sent two men's hoops teams to the NIT.

Big 12 baseball wrapped up with Texas Tech claiming the regular-season title, while Oklahoma became the first Big 12 Baseball Tournament champion. As a result of a successful inaugural diamond campaign, Oklahoma, Oklahoma State, Texas A&M, and Texas Tech were awarded NCAA Region bids. In addition, Oklahoma State and Texas Tech played host to two of the eight prestigious regional tournaments.

After a very successful first full campaign for the Big 12 Conference in

1996-97, the 21 regular-season championship trophies were divided among seven schools. Texas took seven (football, men's outdoor track, men's swimming and diving, men's tennis, women's golf, women's outdoor track and women's tennis), the most of all conference members. Nebraska came in a close second by winning six trophies (gymnastics, men's indoor track, soccer, women's indoor track, women's swimming and diving and volleyball) while Colorado (men's cross country and women's cross country), Kansas (men's basketball and women's basketball) and Oklahoma State (men's golf and wrestling) finished up the inaugural Big 12 season with two trophies each. Missouri (softball) and Texas Tech (baseball) picked up the other two championship trophies during the '96-97 academic year.

In all, the Big 12 is home to more than 1,500 student-athletes on 209 teams in the 21 men's and women's Big 12-sponsored sports. Men's programs regulated by the conference include baseball, basketball, cross country, football, golf, indoor/outdoor track and field, swimming and diving, tennis, and wrestling. Big 12-regulated women's programs include

basketball, cross country, golf, gymnastics, indoor/outdoor track and field, soccer, softball, swimming and diving, and tennis.



Kansas City's Kemper Arena is the site for the annual Phillips 66 Big 12 Basketball Tournament. The venue also hosted the Big Eight Tournament. Kansas has captured the first two Big 12 tournament titles.

1997-98 Big 12 Team Champions

Men's	
Football	Nebraska
Cross Country	Colorado
Basketball	Kansas
Indoor Track	Nebraska
Wrestling	Oklahoma State
Swimming/Diving	Texas
Baseball	Texas A&M
Golf	Oklahoma State
Outdoor Track	Nebraska
Tennis	Texas
Women's	
Cross Country	Colorado
Volleyball	Texas
Soccer	Texas A&M
Basketball	Texas Tech
Gymnastics	Nebraska
Indoor Track	Texas
Swimming/Diving	Nebraska
Golf	Texas A&M
Outdoor Track	Texas
Softball	Nebraska
Tennis	Texas

NCAA Rules and Regulations

Your support of Nebraska athletics is very much appreciated. However, there are restrictions regarding your involvement with student-athletes. Help Nebraska assure compliance with NCAA rules and regulations by taking a few moments to read this information. The eligibility of Nebraska student-athletes and reputation of the department and university depend greatly upon your cooperation.

Winning Tradition

Alumni, boosters, and friends of the University of Nebraska-Lincoln are proud of the success that the Huskers obtain each year in both academic accomplishments and athletic achievements. Our rich tradition is a result of the tremendous work ethic and commitment by our coaches, student-athletes, and athletic department support staff members. Winning is important at Nebraska, but winning the right way by following the rules that govern the recruitment and treatment of student-athletes is a must.

As a member of the Big 12 Conference and the National Collegiate Athletic Association the University of Nebraska is responsible for insuring that its coaches, student-athletes, faculty and staff, boosters, alumni, and friends abide with conference and NCAA regulations. The purpose of this information is to inform you of a few of the restrictions that will affect your involvement with the athletic department, prospective student-athletes, and the enrolled student-athlete. This is not a comprehensive list of all rules and regulations. We ask that you contact the athletic department if questions or concerns arise which may impact the eligibility of a student-athlete.

Key Definition--NCAA Bylaw 13.02.12

You are considered to be a University of Nebraska Representative if you:

- * Are a present or past member of an NU booster club
- * Have made financial contributions in any manner toward the athletic department
- * Are, or have been assisting with the recruitment of student-athletes
- * Are, or have been providing benefits to enrolled student-athletes or their family members
- * Are, or have been involved in any manner of promoting the NU athletics program

Limitations of a Representative-- NCAA Bylaw 13.01.5.1

In Division I, representatives of an institution's athletics interests are **prohibited** from making in-person, recruiting contact with prospective student-athletes on or off the University of Nebraska campus. A representative may **not** write or telephone a prospect, his parents, legal guardians, or relatives. In addition, a representative may **not** contact a prospect's coach, principal or counselor in an attempt to evaluate a prospect.

Permissible Exceptions

1. A representative **may** have contact with a prospect regarding summer employment opportunities once the prospect has signed a National Letter of Intent to attend the University of Nebraska. Please let us know that you are making such contacts.

2. A representative **may** have a telephone conversation with a prospect only if the prospect initiates the call. Such a call may **not** be prearranged by an institutional staff member and the conversation should **not** include any recruiting contact. Please refer any questions regarding the University of Nebraska athletic program to our athletic department.

3. A representative **may** attend high school and community college events on his own initiative to observe a prospect during competition. However, contact with the prospect and family members is **not** permissible. If they approach you, please refer them to the Nebraska Athletic Department.

Extra Benefit Rule--Bylaw 16.02.3

The majority of NCAA rule infractions involving athletics representatives occur as a result of providing an enrolled student-athlete with an extra benefit. An extra benefit, as defined by the NCAA, is any special arrangement by an institutional employee or a representative of the institution's athletics interests to provide a student athlete or his relatives and friends a benefit not expressly authorized by the NCAA legislation.

An athletic representative is prohibited from providing a student-athlete, with, but not limited to cash, clothing, transportation, housing, gifts, and entertainment. Furthermore, providing loans, promising post-graduate financial aid, and guaranteeing a student-athlete or his relatives employment opportunities as a form of inducement to enroll at the University of Nebraska is strictly prohibited.

Permissible Exceptions

1. A representative **may** provide a home-cooked meal in your home for special occasions. You may also provide local reasonable transportation to your home for the student-athlete as long as the meal is in your home.

2. A representative **may** provide summer vacation and academic year employment opportunities for student athletes. Remember that these opportunities may **not** be used during the recruiting process of a student athlete in an effort to influence their decision to attend the University of Nebraska.

Further Information

We encourage you to contact the University of Nebraska Athletic Department with any questions or concerns regarding NCAA rules and regulations that pertain to recruits or enrolled student-athletes. Issues may be directed to:


Al Papik
Senior Associate Athletic Director/
Compliance Coordinator
203 South Stadium
Lincoln, NE 68588-0219
(402) 472-3116

Thank you for your support of Nebraska athletics. We ask for your continued interest and cooperation in abiding by the rules and guidelines set forth to insure the well being and eligibility of our student-athletes. Help us maintain the highest standard of ethical excellence as we strive for continued performance excellence.

Enjoy another year of Nebraska athletics.....Husker Style!



Bill Byrne,
Director of Athletics



Year In Review

1997-98 Huskers Return to NCAA Tournament;



Nebraska entered the 1997-98 season with a long list of team goals. However, one stood above the rest--an NCAA Tournament berth at the end of the season.

That goal drove the team and coaching staff through every practice and game. It carried the Huskers through a tough stretch in the middle of the season and one of the best late-season runs in school history. Along the way, the Huskers reached most of their goals and fell short of a few others. But most importantly, Nebraska reached its ultimate goal and was back in the NCAA field of 64 for the first time in four years.

The Huskers opened the season with a five-game, 13-day homestand and without much difficulty got out of the stretch unscathed. In the opener, the Huskers blew by outmanned UNC Greensboro, 75-51, behind the strong play of forward Andy Markowski. After playing 59 career games without reaching double figures, Markowski showed that he was ready to play in 1997-98, scoring 16 points and grabbing 11 boards for the first double-double of his NU career.

In game two against Western Illinois, Nebraska fans got their first glimpse of the story of the Husker season---Tyronn Lue. The junior point guard had dazzled Nebraska fans as a sophomore, averaging nearly 19 points per contest and earning second-team all-conference honors. In the Western Illinois contest, Lue showed he wanted more in 1997-98. He poured in a career-high 34 points, 21 before halftime, and connected on six of eight 3-pointers. It was the first of his four 30-point games on the season and the first sign of Lue's special season to come.

Nebraska followed with an 81-66 win over New Orleans, in which center Venson Hamilton came off the bench to score 19 points, grab 12 rebounds and post career highs with five assists and six steals. The first test for the Huskers was in the fourth game when undefeated Colorado State visited the Devaney Center. The spirited Rams squad kept the game close throughout, but the Huskers were inspired by a strong performance from rookie center Brant Harriman off the bench. The Mason City, Iowa, native scored six points in a two-minute stretch in the first half to get Nebraska going and the Huskers held on 64-57. Nebraska finished the homestand unbeaten with a 68-59 win over Texas-San Antonio, led by Hamilton's 18 points and 14 rebounds.


Any thoughts of overconfidence among the Huskers were quickly erased in Nebraska's first road game at Tulsa. Danny Nee's team raced to a 14-point first-half lead and appeared on its way to a 6-0 start. However, an energized Hurricane team dominated the second half and sent the Huskers back to Lincoln as 85-68 losers. All was not lost in the contest. It marked the coming of age of freshman forward Chad Johnson, who kept the Huskers in the game with 11 points and six rebounds in 26 minutes.

The return to Lincoln was perfect remedy for the Huskers who easily captured their 10th straight Ameritas Classic tournament title. In the opening round, Nebraska was nearly flawless offensively in an 85-68 win over UNC Wilmington. The Huskers hit a season-high 72 percent from the floor, the best mark by a Big 12 team all season, and connected on seven of nine 3-pointers. The Husker backcourt of Lue and sophomore Cookie Belcher showed why it was among the nation's best. Lue (27) and Belcher (20) combined for 47 points, 14 assists and hit on 20 of 24 field goals.

In the championship game, Nebraska steamrolled Grambling State, 85-48, as seven Huskers reached double figures. Lue was named the tournament's Most Valuable Player for the second straight year and Belcher and Hamilton joined him on the all-tournament team.

The Huskers ran into another buzzsaw in their second road game of the season. In-state rival Creighton jumped on the Huskers early, opening a 13-point lead seven minutes into the game. The fired-up Bluejays held off a couple Husker runs and ended NU's seven-game winning streak in the series with an 84-73 win.

Despite the loss, it didn't take Nebraska long to rebound and put doubts about its ability to win on the road to rest. The Huskers went into the



Tyronn Lue was the catalyst to Nebraska's NCAA Tournament run. Lue was a first-team All-Big 12 selection and averaged 21.2 points per game.

hostile environment of Minnesota's Williams Arena and left with an impressive, 70-66, win over the Gophers, a Final Four team in the previous season.

Hamilton had a monster game in the paint scoring 18 points and pulling down 15 rebounds, including seven on the offensive glass. Lue added 18 points and hit two game-clinching free throws with 23 seconds left. The story of the game was the Huskers' rebounding dominance. Nebraska owned a 45-30 edge on the boards against a team that had outrebounded the Huskers, 46-32, the previous season.

The win at Minnesota was followed by a two-week holiday break before the Huskers headed to Hawaii for the Rainbow Classic. In the first round, Nebraska shrugged off a sluggish first half and outscored Virginia, 52-30, in the second half en route to an 80-65 victory. With scouts from nearly every NBA team on hand, Lue showcased his talents with 36 points, 24 after halftime, and seven assists. The win was Nebraska's first in three tries against ACC opponents.

In the semifinal round, the Huskers ran into an inspired Hawaii team and a super-charged pro-Rainbow crowd. Nebraska kept it close in the first half, as UH led 38-33 at intermission. The second half was a different story however, as the Rainbows shot 60 percent from the floor and rolled to an 87-62 win, dropping Nebraska into the consolation game against Vanderbilt.

The contest with the Commodores was one of the craziest of the season. Nebraska open a 16-point lead early in the game, only to see Vandy tie the game by half and opened a 16-point lead of their own midway through the second half. Nebraska made a second-half run, pulling within three points, before its rally fell short in the Commodores' 80-69 win. Lue was named to the Rainbow Classic All-Tournament Team for his performance.

The Vandy game ended the non-conference and signaled the start of more important business--the Big 12 Conference schedule. Nebraska began its league slate in tough territory at second-ranked Kansas. The Huskers found out why the Jayhawks had the lofty ranking as KU rolled 96-76.

The assignment didn't get much easier four days later as Nebraska found

'97-98 Husker Highlights

- ◆ Made an eighth straight postseason appearance, extending the school record
- ◆ The Huskers made their first NCAA Tournament appearance since 1994 and fifth under Danny Nee
- ◆ Won 20 games for the 10th time in school history and for the sixth time under Nee
- ◆ Nebraska won 10 conference games for only the eighth time in school history and just the fourth time in the last 70 years
- ◆ NU won seven straight games against conference opponents, the longest winning streak against league foes in 20 seasons
- ◆ Tyronn Lue was a first-team All-Big 12 selection after averaging 21.2 points per game and was a first-round NBA draft pick

Extend Postseason Tourney Streak to Eight Years

itself at unbeaten Oklahoma State. However, the Huskers used a stong defensive effort and 61 percent second-half shooting to upend the Cowboys, 67-62, and end a three-game losing skid.

Next up were home games against Colorado and Oklahoma. The Huskers easily won the first game, dominating the Buffs en route to an 87-72 victory. Lue was brilliant against CU, scoring 30 points on an 11 of 18 shooting effort, while Markowski had his best outing since the season opener with 14 points and 11 rebounds.

Oklahoma provided a much stiffer test for the Huskers as it brought an eight-game winning streak and 4-0 Big 12 record into the Devaney Center. The game turned into a rugged defensive struggle. NU hit just 33 percent from the floor, but held OU to 30 percent from the field and pulled out a hard-fought, 53-43, victory. Lue scored 24 points to outduel OU guard Corey Brewer who led the Sooners with 20 points.

Nebraska's return to the road found a sleeping giant awaiting in Austin, Texas. The explosive Longhorns had been silent early in the conference season, but came to life against the Huskers. Nebraska led by as many as 11 in the first half, but the 'Horns exploded for 62 second-half points to defeat NU, 105-91.

A return to Lincoln righted the Husker ship, as Nebraska used another strong defensive effort to defeat Iowa State, 63-49. Lue scored 24 points to lead the way and Belcher had a strong outing with 15 points and 10 boards. The win improved NU to 13-6 overall and 4-2 in the Big 12 race.

Nebraska headed back on the road with the momentum of winning four of its last five games and felt good about its fourth-place position in the league race. At Kansas State, Nebraska had its poorest outing of the season, hitting less than 20 percent from the floor in the second half and falling to the Wildcats, 72-49.

The Huskers had the advantage of returning home for its next game, but the opponent waiting was no bargain as fifth-ranked Kansas invaded Lincoln. Nebraska was ready for the challenge. The Huskers led for much of the first half and went to the locker room down by five, 36-31. In the second half, Nebraska rode the hot shooting hand of Troy Piatkowski to stay close, but the Jayhawks were too much down the stretch, pulling away for an 82-71 win. Piatkowski finished the game with a career-high 18 points, including five 3-pointers.

The difficult Big 12 slate continued as the Huskers traveled to Missouri. In what has become a tradition, the two teams staged a memorable game in Columbia, before the Tigers made the key plays and free throws down the stretch to pull out an 81-76 overtime win. The five-point win was the largest by either team in the last six meetings in Columbia.

Despite the sting of a three-game losing streak, Nebraska felt comfortable about its upcoming schedule that started with a home date with Kansas State. Forty minutes later the Huskers weren't so comfortable as the Wildcats made some clutch plays to escape Lincoln with a 69-63 win. The loss left Nebraska at 4-6 in the league and scratching their heads. It also left most observers writing off the Husker season.

Nebraska players promised to bounce back, beginning with a road game at Texas A&M. The Huskers began to get back on track with a 75-58 win over the depleted Aggies.

The Huskers then returned home for a matchup with Baylor. Despite the four-game slide NU was just a game from fourth in the league standings. By night's end the Huskers had reclaimed a tie for fourth with a 66-55 win. On paper, it looked like a simple 11-point win, but in reality the game featured the defining moment of the Husker season.

Trailing by 10 points early in the second half, Lue went down with a shoulder injury and was forced out of the game. However, the Huskers responded with a 21-0 run, mostly without Lue, to take an 11-point lead and

pull away for the win.

The win set up a crucial rematch with Missouri. Again the two teams could not decide the issue in regulation play and went into overtime tied at 59-all. In OT, Nebraska jumped to a five-point lead and dodged several Mizzou bullets to hold on for a 67-66 win. Lue and Belcher, both Missouri natives, paced the Huskers with 24 and 19 points, respectively.

Nebraska was now sitting in fourth place alone in the league race as it traveled to the Rockies for a battle with Colorado. For the second time in as many meetings, Lue burned the Buffaloes, this time for 31 points on 12-20 from the floor. The win put Nebraska in position to make a strong NCAA bid in the regular season's final week.

The final push began with a home game against explosive Texas Tech. Nebraska left little doubt to the outcome, jumping to a 13-point lead less than seven minutes into the game. The lead swelled to 18 by the half and the Huskers put it on cruise control in the second half, rolling to an 82-65 win. Lue delighted the home fans in what would be his final home game, as he hit for 23 points, 17 before half, and handed out seven assists. The win clinched fourth place in the league for NU. The next business for the Huskers was to build their NCAA portfolio.

That opportunity came in a prime time Saturday night ESPN showcase at Iowa State. A determined Husker squad fought through a sluggish first half for a two-point lead. Then in the second half, Nebraska turned its backcourt loose. After being held to four first-half points, Lue hit on all nine of his second half field goals for 20 points and Belcher chipped in nine of his 21 after intermission. Overall, the Huskers hit 73 percent in the second half and 58 percent for the game to pull out a 70-62 win. Nebraska finished league play alone in fourth place at 10-6, and finished the regular season at 19-10 overall, its most regular season wins in five seasons.

Nebraska headed into the Big 12 Tournament in Kansas City full of momentum

and looking to lock up an NCAA berth. The Huskers did just that with a 65-46 quarterfinal victory over Baylor. Nebraska was a little sluggish on the offensive end, shooting just 43 percent, but used an excellent defensive effort and held Baylor to just 27 percent shooting. Lue led the way with a 22-point effort. The win secured Nebraska's fifth 20-win season in the 1990s and its sixth under Danny Nee.

The victory set up a semifinal date with regular-season champion Kansas. With KU slightly banged up, Nebraska entered the game with hopes of upsetting the top-seeded Jayhawks. Midway through the first half, those dreams were gone, as Kansas led by 20 points. Nothing went right for the Huskers on the afternoon as Kansas overwhelmed Nebraska, 91-59, handing NU its worst loss in three seasons.

Despite the loss, the following day Nebraska got the good news it had been waiting for the entire season. The 20-11 Huskers were one of 64 teams selected for the NCAA Tournament. Next up was a first-round NCAA West Regional date with 17th-ranked Arkansas.

In the first half, Nebraska wowed the Boise, Idaho, crowd with an impressive fast-break offense and tough defense and led 40-33 after halftime. Early in the second half, Nebraska boosted its lead to 10 points and led by seven points with 8:16 to play. The Razorbacks were not done, fighting back to a 61-all tie with 3:46 remaining. Arkansas made the key plays down the stretch and Nebraska finally ran out of gas after its late-season surge. In the end, the Razorbacks pulled away for a 74-65 victory, ending Nebraska's season at 20-12.

For a team that had fought through so much, the Huskers found little consolation in their effort. However, the NCAA appearance did meet Nebraska's number one goal and sent the team into the offseason hungry for more in 1998-99.



Forward Andy Markowski co-captained the Huskers' 1997-98 squad. He averaged 6.6 points and 6.6 rebounds and started 26 games.

1997-98 Nebraska Final Statistics (20-12)

Player	G-GS	Min.-Avg.	FG-FGA	Pct.	3PT-3PTA	Pct.	FT-FTA	Pct.	Reb.-Avg.	PF-D	Ast	TO	Blk	Stl	Pts.-Avg.
Tyronn Lue	32-32	1149-35.9	240-547	.439	78-209	.373	120-145	.828	137-4.3	65-1	152	131	3	63	678-21.2
Big 12	16-16	598-37.4	126-192	.432	36-94	.383	61-76	.803	77-4.8	34-1	80	70	2	33	349-21.8
Venson Hamilton	32-30	938-29.3	139-269	.517	0-0	.000	80-144	.556	315-9.8	106-5	58	103	66	53	358-11.2
Big 12	16-16	471-29.4	64-125	.512	0-0	.000	28-54	.519	154-9.6	57-4	28	56	29	29	156-9.8
Cookie Belcher	32-32	982-30.7	135-305	.443	29-102	.284	55-87	.632	126-3.9	88-4	124	75	16	75	354-11.1
Big 12	16-16	513-32.1	69-153	.451	13-49	.265	30-52	.577	73-4.6	47-2	56	34	10	33	181-11.3
Larry Florence	30-19	676-22.5	115-259	.444	1-5	.200	37-63	.587	110-3.7	62-2	32	68	10	32	268-8.9
Big 12	16-16	389-24.3	62-134	.463	1-2	.500	21-36	.583	61-3.8	38-2	16	35	5	22	146-9.1
Andy Markowski	32-26	908-28.4	91-196	.464	0-0	.000	30-77	.390	212-6.6	99-3	52	51	16	44	212-6.6
Big 12	16-10	443-27.7	41-94	.436	0-0	.000	12-34	.353	101-6.3	52-2	33	20	6	23	94-5.9
Troy Piatkowski	32-11	734-22.9	74-164	.451	38-105	.362	18-28	.643	80-2.5	48-1	56	35	11	21	204-6.4
Big 12	16-0	344-21.5	39-80	.488	21-51	.412	8-12	.667	38-2.4	22-1	24	16	6	7	107-6.7
Chad Johnson	32-10	572-17.9	46-126	.365	0-1	.000	28-48	.583	91-2.8	49-0	25	49	13	22	120-3.8
Big 12	16-6	294-18.4	27-69	.391	0-0	.000	14-24	.583	57-3.6	25-0	18	24	10	13	68-4.3
Brant Harriman	31-0	336-10.8	18-36	.500	0-0	.000	27-35	.771	81-2.6	40-0	4	8	19	4	63-2.0
Big 12	16-0	179-11.2	9-20	.450	0-0	.000	10-13	.769	43-2.7	22-0	1	3	10	3	28-1.8
Ryan Phifer	12-0	39-3.3	3-11	.273	3-7	.429	3-4	.750	5-0.4	6-0	2	9	0	1	12-1.0
Big 12	4-0	7-1.8	1-4	.250	1-2	.500	0-0	.000	0-0.0	0-0	1	2	0	1	3-0.8
Todd Smith	6-0	49-8.2	3-9	.333	1-4	.250	3-5	.600	9-1.5	5-0	2	7	1	1	10-1.7
Big 12	0-0	0-0	0-0	.000	0-0	.000	0-0	.000	0-0	0-0	0	0	0	0	0-0.0
Rodney Williams	7-0	39-5.6	1-5	.200	0-1	.000	4-10	.400	8-1.1	10-0	4	10	1	3	6-0.9
Big 12	2-0	3-1.5	0-0	.000	0-0	.000	0-0	.000	0-0.0	1-0	1	0	0	0	0-0.0
Michael Johnette	6-0	14-2.3	1-6	.167	0-1	.000	1-1	1.000	0-0.0	0-0	0	0	0	0	3-0.5
Big 12	2-0	3-1.5	1-4	.250	0-1	.000	1-1	1.000	0-0.0	0-0	0	0	0	0	3-1.5
Chad Burbach	5-0	14-2.8	1-5	.200	0-1	.000	0-2	.000	3-0.6	3-0	0	1	0	0	2-0.4
Big 12	2-0	3-1.5	0-1	.000	0-0	.000	0-2	.000	0-0.0	0-0	0	0	0	0	0-0.0
Kyle Mann	1-0	1-1.0	0-0	.000	0-0	.000	0-0	.000	1-1.0	2-0	0	0	0	0	0-0.0
Big 12	1-0	1-1.0	0-0	.000	0-0	.000	0-0	.000	1-1.0	2-0	0	0	0	0	0-0.0
Team									85			5			
Big 12									40			3			
Nebraska Totals	32	6,450	867-1938	.447	150-436	.344	406-649	.626	1263-39.5	583-16	511	552	156	319	2,290-71.6
Big 12	16	3,250	439-976	.450	72-199	.362	185-304	.609	645-40.3	300-12	258	263	78	164	1,135-70.9
Opponent Totals	32	6,450	774-1935	.400	202-635	.318	442-671	.659	1222-38.2	588	463	550	130	266	2,192-68.5
Big 12	16	3,250	386-968	.399	111-348	.319	225-348	.647	618-38.6	301	251	262	66	131	1,108-69.3

1997-98 Nebraska Game-By-Game Review

Overall: 20-12 (10-6 in Big 12, Fourth)
Home: 13-2 (6-2)
Away: 5-7 (4-4)
Neutral: 2-3

Date	Opponent	Score	Record	Attendance	Points	Rebounds	Assists	FG Pct.	NU-Opp.
11-16	UNC Greensboro	75-51	1-0/0-0	7,229	Markowski (16)	Markowski (11)	Lue (7)	.500-.260	
11-19	Western Illinois	86-57	2-0/0-0	7,391	Lue (34)	Hamilton (11)	Lue (8)	.507-.328	
11-22	New Orleans	81-66	3-0/0-0	8,189	Hamilton (19)	Markowski (13)	Lue (6)	.492-.404	
11-25	Colorado State	64-57	4-0/0-0	8,896	Lue (19)	Markowski (7)	Belcher (8)	.379-.431	
11-29	Texas-San Antonio	68-59	5-0/0-0	7,637	Hamilton (18)	Hamilton (14)	Belcher (4)	.397-.315	
12-1	at Tulsa	68-85	5-1/0-0	6,723	Lue (18)	Hamilton (15)	Lue, Belcher (3)	.338-.500	
12-5	UNC Wilmington*	85-68	6-1/0-0	7,665	Lue (27)	Hamilton (9)	Belcher (9)	.723-.491	
12-6	Grambling State*	85-48	7-1/0-0	7,405	Lue, Belcher, Ham. (13)	Hamilton (13)	Lue (7)	.517-.243	
12-10	at Creighton	73-84	7-2/0-0	8,034	Lue (25)	Hamilton (11)	three with (3)	.424-.528	
12-13	at Minnesota	70-66	8-2/0-0	14,040	Lue, Hamilton (18)	Hamilton (15)	Belcher (5)	.397-.382	
12-27	Virginia**	80-65	9-2/0-0	3,000	Lue (36)	Markowski (8)	Lue (7)	.537-.429	
12-29	at Hawaii**	62-87	9-3/0-0	10,300	Lue (17)	Harriman, Markowski (6)	Lue (4)	.422-.500	
12-30	Vanderbilt**	69-80	9-4/0-0	10,300	Florence (20)	Hamilton (10)	Belcher (6)	.375-.491	
1-3	at Kansas	76-96	9-5/0-1	16,300	Lue (18)	Hamilton (11)	Lue (7)	.452-.515	
1-7	at Oklahoma State	67-62	10-5/1-1	6,319	Lue (18)	Hamilton (9)	Markowski, Belcher (4)	.491-.354	
1-11	Colorado	87-72	11-5/2-1	8,807	Lue (30)	Hamilton (12)	Markowski, Belcher (5)	.522-.317	
1-18	Oklahoma	53-43	12-5/3-1	10,823	Lue (24)	Markowski (15)	Lue, Markowski (4)	.327-.302	
1-21	at Texas	91-105	12-6/3-2	12,882	Lue (23)	Markowski (8)	Lue (9)	.467-.552	
1-24	Iowa State	63-49	13-6/4-2	10,565	Lue (24)	Hamilton (11)	Lue, Markowski (3)	.414-.346	
1-28	at Kansas State	49-72	13-7/4-3	9,050	Hamilton (15)	Hamilton (10)	Lue (5)	.333-.450	
2-1	Kansas	71-82	13-8/4-4	14,484	Piatkowski (18)	Hamilton (14)	Belcher (7)	.361-.459	
2-4	at Missouri (OT)	76-81	13-9/4-5	13,300	Lue (26)	Hamilton (9)	Lue (6)	.478-.410	
2-7	Kansas State	63-69	13-10/4-6	10,730	Piatkowski (17)	Hamilton, Florence (8)	Lue (8)	.439-.475	
2-11	at Texas A&M	75-58	14-10/5-6	2,560	Lue (23)	Hamilton, Florence (9)	Belcher (5)	.467-.365	
2-14	Baylor	66-55	15-10/6-6	10,103	Lue (21)	Hamilton (10)	Lue, Belcher (3)	.500-.306	
2-18	Missouri (OT)	67-66	16-10/7-6	10,854	Lue (24)	Hamilton, Belcher (8)	Belcher (5)	.419-.343	
2-21	at Colorado	79-71	17-10/8-6	5,802	Lue (31)	Hamilton (11)	Lue (4)	.462-.338	
2-25	Texas Tech	82-65	18-10/9-6	10,694	Lue (23)	Hamilton (8)	Lue (7)	.492-.408	
2-28	at Iowa State	70-62	19-10/10-6	13,465	Lue (24)	Hamilton, Piatk. (7)	Lue (9)	.580-.423	
3-6	Baylor@	65-46	20-10/10-6	16,800	Lue (22)	Markowski (10)	Belcher (5)	.431-.269	
3-7	Kansas@	59-91	20-11/10-6	17,100	Lue (17)	Hamilton (9)	three with (3)	.338-.500	
3-12	Arkansas#	65-74	20-12/10-6	12,159	Lue (18)	Hamilton (10)	Lue (6)	.443-.479	

*-Ameritas Classic, Lincoln, Neb.; **-Rainbow Classic, Honolulu, Hawaii; @-Phillips 66 Big 12 Tournament, Kansas City, Mo.; #-NCAA Tournament, Boise, Idaho

1997-98 Nebraska Statistical Highs

Nebraska Individual Highs

Points	36; Tyronn Lue vs. Virginia
FG Made	14; Lue vs. Western Illinois
FG Attempts	27; Lue at Missouri, vs. Missouri
FG Percentage*	.923; Lue vs. UNC Wilmington (12-13)
3-Point FG	6; Lue vs. Western Illinois
3-Point FG Att.	12; Lue vs. Vanderbilt
FT Made	11; Lue vs. Virginia
FT Attempts	13; Lue vs. Baylor
FT Percentage*	1.000; Harriman vs. UNC Greensboro (8-8) Lue vs. Kansas (10-10)
Rebounds	15; Venson Hamilton vs. Tulsa, Minnesota; Andy Markowski vs. Oklahoma
Assists	9; Lue at Texas, at Iowa State
Blocked Shots	4; Hamilton, four times; Belcher at Colorado
Steals	6; Hamilton vs. New Orleans; Belcher vs. Arkansas
Minutes	43; Lue at Missouri

*Minimum 6 attempts; ** School Record

Opponent Individual Highs

29; Rodney Buford, Creighton, Chris Mihm, Texas
12; Mihm, Texas
22; Norman Nolan, Virginia
.818; Eric Chenowith, Kansas (9-11)
6; Luke Axtell, Texas
14; Roddrick Miller, Baylor
8; Raef LaFrentz, Paul Pierce, Kansas
12; Raef LaFrentz, Kansas
1.000; Eddie Washington, New Orleans (6-6); Paul Pierce, Kansas (8-8)
15; Monte Hardge, Missouri
12; Billy Donlon, UNC Wilmington
6; Ryan Humphrey, Oklahoma; Charlie Melvin, Colorado
7; Eric Coley, Tulsa, Kenneth Haynes, Grambling State
42; Kelly Thames, Missouri

Nebraska Individual Season/Career Highs

Player	Points	Rebounds	Assists
Cookie Belcher	21; at Iowa State	10; Iowa State	9; UNC Wilmington
<i>career highs</i>	22; Coppin State, 12-6-96	same	same
Larry Florence	20; Vanderbilt	9; at Texas A&M	5; New Orleans
<i>career highs</i>	same	11; Colorado, 2-5-97	5; New Orleans, Okla. St., 2-26-97
Venson Hamilton	19; New Orleans	15; Tulsa, Minnesota	5; New Orleans
<i>career highs</i>	20; Missouri, 1-19-97; Texas, 2-16-97	18; Old Dominion, 12-30-96	same
Brant Harriman	10; Grambling State	7; Grambling State	2; vs. Baylor
Chad Johnson	11; Tulsa, at Colorado	8; Colorado	3; at Texas A&M
Tyronn Lue	36; Virginia	9; Creighton, Baylor	9; at Texas, at Iowa State
<i>career highs</i>	same	same	9; six times
Andy Markowski	17; at Texas	15; Oklahoma	5; Colorado
<i>career highs</i>	same	same	same
Troy Piatkowski	18; Kansas	7; at Iowa State	5; UNC Wilmington
<i>career highs</i>	same	same	same
Todd Smith	6; New Orleans	6; Grambling State	1; New Orleans, UNC Wilmington
Rodney Williams	3; UNC Greensboro	6; UNC Greensboro	1; four times

Career high indicated if different from season high

Nebraska Highs & Lows

	High	Low
Points scored	91; at Texas	49; at Kansas State
One half	52; vs. Virginia (2nd)	19; at Kansas State (2nd)
Overtime	8; at Missouri, vs. Missouri	
Bench points	39; vs. New Orleans	0; vs. Vanderbilt
Field goals	36; vs. Colorado	18; vs. Oklahoma
Field goal attempts	75; at Texas	47; vs. UNC Wilmington
Field goal percentage	.723; vs. UNC Wilmington	.327; vs. Oklahoma (18-55)
3-point goals	10; vs. Western Illinois	0; Baylor
3-point attempts	23; vs. Kansas (Big 12)	8; three times
*3-point percentage	.777; vs. UNC Wilmington (7-9)	.000; vs. Baylor (0-8)
Free throws	21; at Tulsa	2; vs. Kansas (Big 12)
Free throw attempts	36; vs. Grambling State	4; vs. Kansas (Big 12)
Free throw percentage	.833; at Kansas (15-18)	.333; at Kansas State (4-12)
Rebounds	58; vs. Grambling State	25; vs. UNC Wilmington
Rebound margin	+22; vs. Grambling State	-18; vs. Kansas (Big 12)
Personal fouls	28; vs. Colorado	12; vs. UNC Wilmington, Virginia
Assists	26; vs. New Orleans	8; at Hawaii


Nebraska Highs & Lows, Cont.

Turnovers	24; at Tulsa, vs. Colorado	5; at Texas
Blocked shots	11; vs. UNC Greensboro	1; vs. Creighton
Steals	17; vs. Texas Tech	4; vs. UNC Wilmington

Opponent Highs & Lows

	High	Low
Points scored	105; Texas	43; Oklahoma
One half	62; Texas (2nd)	14; UNC Greensboro (1st)
Overtime	13; Missouri	7; Missouri at Nebraska
Bench points	31; four times	2; Texas
Field goals	37; Texas	16; Oklahoma
Field goal attempts	74; at Colorado	41; Colorado State
Field goal percentage	.552; Texas (37-67)	.243; Grambling State
3-point goals	11; Texas	1; Grambling State
3-point attempts	37; Baylor*	10; Minnesota
3-point percentage	.625; Tulsa (10-16)	.053; Grambling State (1-19)
Free throws	25; Colorado	2; Kansas State
Free throw attempts	37; Colorado	8; Kansas State
Free throw percentage	.913; Hawaii (21-23)	.250; Kansas State (2-8)
Rebounds	53; Kansas (Big 12)	21; UNC Wilmington
Personal fouls	25; Creighton	7; Kansas (Big 12)
Assists	26; Texas, Kansas State, Kansas (Big 12)	7; Grambling State, Arkansas
Turnovers	28; New Orleans	9; Iowa State
Blocked shots	11; Tulsa	1; five times
Steals	15; Tulsa	2; Texas

*Nebraska school record



Cookie Belcher followed an excellent freshman season with a strong showing as a sophomore in 1997-98. Belcher averaged 11.1 points per game, was named to the Big 12's all-defensive team and made the Ameritas Classic all-tournament team for the second straight year.

1997-98 Nebraska Record by Lineup

No.	Starting Lineup	Record
1.	Markowski, Piatkowski, Hamilton, Lue, Belcher	7-3
2.	Piatkowski, Johnson, Markowski, Lue, Belcher	1-0
3.	Markowski, Florence, Hamilton, Lue, Belcher	5-7
4.	Florence, Johnson, Hamilton, Lue, Belcher	6-0
5.	Markowski, Johnson, Hamilton, Lue, Belcher	1-1
6.	Florence, Johnson, Markowski, Lue, Belcher	0-1

1997-98 Miscellaneous Statistics

Biggest margin of victory	37; vs. Grambling State
Biggest margin of defeat	32; vs. Kansas (Big 12)
Largest lead surrendered in loss	16; vs. Vanderbilt
Largest halftime lead surrendered in loss	7; vs. Arkansas
Largest deficit overcome in win	10; vs. Baylor
Largest halftime deficit overcome in win	7; vs. Virginia
Largest lead at any time	39; vs. UNC Greensboro
Largest deficit at any time	33; vs. Kansas (Big 12)
Largest runs without opponent scoring ...	22-0 vs. UNC Greensboro
	21-0 vs. Baylor

1997-98 NU Basketball Honors

Tyrone Lue: First-Team All-Big 12 (AP, Coaches); Phillips 66 Big 12 All-Tournament Team; NABC All-District 12 Team; *Basketball Weekly*, *The Sporting News*; Honorable-Mention All-American; Ameritas Classic MVP; Rainbow Classic All-Tournament Team; Two-time Big 12 Player-of-the-Week

Venson Hamilton: Honorable-Mention All-Big 12 (AP, Coaches); Big 12 All-Defensive Team; Ameritas Classic All-Tournament Team

Cookie Belcher: Big 12 All-Defensive Team; Ameritas Classic All-Tournament Team

Troy Piatkowski: Big 12 All-Bench Team

Andy Markowski: First-Team Academic All-Big 12

1997-98 Big 12 All Games Team Statistics

Scoring Offense	Points	Avg.
1. Kansas	3,300	84.6
2. Texas	2,463	79.5
3. Oklahoma State	2,288	78.9
4. Texas Tech	2,088	77.3
5. Texas A&M	2,026	75.0
6. Oklahoma	2,462	74.6
7. Kansas State	2,163	74.6
8. Baylor	2,031	72.5
9. Nebraska	2,290	71.6
10. Colorado	1,928	71.4
11. Missouri	2,280	71.3
12. Iowa State	1,910	63.7

Field Goal Percentage	FG-FGA	.Pct
1. Kansas	1,249-2,536	.493
2. Oklahoma State	813-1,741	.467
3. Kansas State	796-1,735	.459
4. Texas Tech	714-1,585	.450
5. Nebraska	867-1,938	.447
6. Oklahoma	829-1,860	.446
7. Iowa State	681-1,547	.440
8. Texas	865-2,006	.431
9. Texas A&M	761-1,781	.427
10. Missouri	791-1,871	.423
11. Baylor	676-1,629	.415
12. Colorado	661-1,639	.403

3-Point Percentage	3FG-3FGA	.Pct
1. Kansas	229-610	.375
2. Texas Tech	208-561	.371
3. Missouri	214-580	.369
4. Oklahoma	182-518	.351
5. Kansas State	170-486	.350
6. Nebraska	150-436	.344
7. Colorado	153-447	.342
8. Baylor	217-650	.334
9. Oklahoma State	167-504	.331
10. Texas	236-717	.329
11. Texas A&M	127-413	.308
12. Iowa State	105-357	.294

Free Throw Percentage	FT-FTA	.Pct
1. Oklahoma State	495-703	.704
2. Oklahoma	622-887	.701
3. Missouri	484-691	.700
4. Kansas State	401-575	.697
5. Texas Tech	452-652	.693
6. Colorado	453-656	.691
7. Kansas	573-842	.681
8. Texas	497-731	.680
9. Iowa State	443-690	.642
10. Nebraska	406-649	.626
11. Baylor	401-648	.619
12. Texas A&M	377-651	.579

3-Point Field Goals Made	3FG	Avg.
1. Baylor	217	7.8
2. Texas Tech	208	7.7
3. Texas	236	7.6
4. Missouri	214	6.7
5. Kansas	229	5.9
6. Kansas State	170	5.9
7. Oklahoma State	167	5.8
8. Colorado	153	5.7
9. Oklahoma	182	5.5
10. Texas A&M	127	4.7
11. Nebraska	150	4.7
12. Iowa State	105	3.5

Scoring Defense	Points	Avg.
1. Kansas	2,628	67.4
2. Iowa State	2,031	67.7
3. Oklahoma	2,253	68.3
4. Nebraska	2,192	68.5
5. Kansas State	1,990	68.6
6. Oklahoma State	2,008	69.2
7. Missouri	2,299	71.8
8. Colorado	1,970	73.0
9. Baylor	2,018	74.3
10. Texas A&M	2,089	77.4
11. Texas Tech	2,123	78.6
12. Texas	2,523	81.4

Field Goal Percentage Defense	FG-FGA	.Pct
1. Kansas State	679-1,707	.398
2. Nebraska	774-1,935	.400
3. Kansas	989-2,462	.402
4. Iowa State	763-1,804	.423
5. Baylor	721-1,703	.423
6. Oklahoma	797-1,856	.429
7. Missouri	830-1,923	.432
8. Texas	855-1,969	.434
9. Oklahoma State	732-1,649	.444
10. Texas Tech	779-1,745	.446
11. Texas A&M	736-1,629	.452
12. Colorado	732-1,605	.456

Scoring Margin	Margin
1. Kansas	+17.2
2. Oklahoma State	+9.7
3. Oklahoma	+6.3
4. Kansas State	+6.0
5. Nebraska	+3.1
6. Missouri	-0.6
7. Texas Tech	-1.3
8. Colorado	-1.6
9. Baylor	-1.7
10. Texas	-1.9
11. Texas A&M	-2.3
12. Iowa State	-4.0

Rebounding Margin	Margin
1. Kansas	+9.0
2. Oklahoma	+5.2
3. Kansas State	+3.9
4. Oklahoma State	+2.8
5. Iowa State	+1.3
6. Nebraska	+1.3
7. Colorado	+1.3
8. Texas A&M	+0.4
9. Baylor	+0.2
10. Texas	-0.6
11. Missouri	-1.3
12. Texas Tech	-3.8

Won-Loss Percentage	.Pct
1. Kansas	.897
2. Oklahoma State	.759
3. Oklahoma	.667
4. Nebraska	.625
5. Kansas State	.586
6. Missouri	.531
7. Baylor	.500
8. Texas Tech	.481
Colorado	.481
10. Texas	.452
11. Iowa State	.400
12. Texas A&M	.259

1997-98 Big 12 Conference Games Team Statistics



Scoring Offense	Points	Avg.
1. Kansas	1,340	83.8
2. Texas	1,260	78.8
3. Oklahoma State	1,258	78.6
4. Texas Tech	1,194	74.6
5. Missouri	1,175	73.4
6. Baylor	1,172	73.3
7. Oklahoma	1,168	73.0
8. Colorado	1,161	72.6
9. Kansas State	1,155	72.2
10. Nebraska	1,135	70.9
11. Texas A&M	1,109	69.3
12. Iowa State	1,003	62.7

Field Goal Percentage	FG-FGA	.Pct
1. Kansas	503-1,004	.501
2. Kansas State	430-943	.456
3. Oklahoma State	443-975	.454
4. Oklahoma	394-873	.451
5. Nebraska	439-976	.450
6. Texas Tech	406-923	.440
7. Iowa State	354-806	.439
8. Missouri	406-943	.431
9. Baylor	390-914	.427
10. Texas	450-1,056	.426
11. Texas A&M	419-1,014	.413
12. Colorado	397-987	.402

3-Point Percentage	3FG-3FGA	.Pct
1. Kansas	93-237	.392
2. Oklahoma	87-226	.385
3. Texas Tech	130-340	.382
4. Missouri	111-297	.374
5. Nebraska	72-199	.362
6. Oklahoma State	109-304	.359
7. Baylor	132-374	.353
8. Texas A&M	73-215	.340
9. Colorado	94-285	.330
10. Kansas State	85-260	.327
11. Iowa State	56-177	.316
12. Texas	118-379	.311

Free Throw Percentage	FT-FTA	.Pct
1. Kansas State	210-280	.750
2. Oklahoma State	263-353	.745
3. Kansas	241-334	.722
4. Oklahoma	293-407	.720
5. Colorado	273-391	.698
6. Missouri	252-362	.696
7. Texas Tech	252-364	.692
8. Texas	242-360	.672
9. Baylor	260-388	.670
10. Iowa State	239-369	.648
11. Nebraska	185-304	.609
12. Texas A&M	198-360	.550

3-Point Field Goals Made	3FG	Avg.
1. Baylor	132	8.3
2. Texas Tech	130	8.1
3. Texas	118	7.4
4. Missouri	111	6.9
5. Oklahoma State	109	6.8
6. Colorado	94	5.9
7. Kansas	93	5.8
8. Oklahoma	87	5.4
9. Kansas State	85	5.3
10. Texas A&M	73	4.6
11. Nebraska	72	4.5
12. Iowa State	56	3.5

Scoring Defense	Points	Avg.
1. Kansas	1,031	64.4
2. Oklahoma	1,100	68.8
3. Kansas State	1,104	69.4
4. Iowa State	1,105	69.1
5. Nebraska	1,108	69.3
6. Oklahoma State	1,145	71.6
7. Missouri	1,187	74.2
8. Baylor	1,214	75.9
9. Colorado	1,235	77.2
10. Texas Tech	1,247	77.9
11. Texas A&M	1,316	82.3
12. Texas	1,338	83.6

Field Goal Percentage Defense	FG-FGA	.Pct
1. Kansas	361-950	.380
2. Nebraska	386-968	.399
3. Kansas State	375-933	.402
4. Oklahoma	390-894	.436
5. Texas Tech	454-1,038	.437
6. Iowa State	408-924	.442
7. Missouri	420-947	.444
8. Texas	465-1,022	.455
9. Baylor	434-944	.460
10. Oklahoma State	415-902	.460
11. Colorado	462-970	.476
12. Texas A&M	461-922	.500

Scoring Margin	Margin
1. Kansas	+19.3
2. Oklahoma State	+7.1
3. Oklahoma	+4.3
4. Kansas State	+3.2
5. Nebraska	+1.7
6. Missouri	-0.8
7. Baylor	-2.6
8. Texas Tech	-3.3
9. Colorado	-4.6
10. Texas	-4.9
11. Iowa State	-6.4
12. Texas A&M	-12.9

Rebounding Margin	Margin
1. Kansas	+7.2
2. Oklahoma	+3.0
3. Nebraska	+1.7
4. Baylor	+1.6
5. Kansas State	+0.3
6. Oklahoma State	+0.1
7. Colorado	-0.1
8. Texas	-1.1
9. Iowa State	-2.1
10. Texas A&M	-2.6
11. Texas Tech	-3.9
12. Missouri	-4.1

Won-Loss Percentage	.Pct
1. Kansas	.938
2. Oklahoma State	.688
Oklahoma	.688
4. Nebraska	.625
5. Missouri	.500
Baylor	.500
7. Texas Tech	.438
Kansas State	.438
Colorado	.438
10. Texas	.375
11. Iowa State	.313
12. Texas A&M	.063

1997-98 All Games Big 12 Individual Statistics

Scoring	G	FG	FT	Pts.	Avg.
1. Cory Carr, Texas Tech	28	209	143	628	23.3
2. Tyronn Lue, Nebraska	32	240	120	678	21.2
3. Corey Brewer, Oklahoma	33	214	186	686	20.8
4. Paul Pierce, Kansas	38	287	163	777	20.4
5. Raef LaFrentz, Kansas	30	232	121	593	19.8
6. Brian Skinner, Baylor	28	192	123	507	18.1
7. Shanne Jones, Texas A&M	27	189	108	487	18.0
8. Adrian Peterson, Oklahoma State	29	168	131	512	17.7
9. Kris Clack, Texas	28	164	105	484	17.3
10. Manny Dies, Kansas State	26	156	96	408	15.7
Other Nebraska Players					
28. Venson Hamilton, Nebraska	32	139	80	358	11.2
29. Cookie Belcher, Nebraska	32	135	55	354	11.1

Field Goal Percentage (Min. 5 made/game)	FGM-FGA	Pct.
1. Brian Skinner, Baylor	192-347	.553
2. Raef LaFrentz, Kansas	232-423	.548
3. Manny Dies, Kansas State	156-285	.547
4. Desmond Mason, Oklahoma State	157-299	.525
5. Paul Pierce, Kansas	287-559	.513
6. Shanne Jones, Texas A&M	189-375	.504
7. Brett Robisch, Oklahoma State	179-358	.500
8. Marcus Fizer, Iowa State	173-365	.474
9. Adrian Peterson, Oklahoma State	168-364	.462
10. Kris Clack, Texas	164-361	.454
Nebraska Players		
11. Tyronn Lue, Nebraska	240-547	.439

Free Throw Percentage (Min. 2.5 made/game)	FTM-FTA	Pct.
1. Cory Carr, Texas Tech	143-166	.861
2. Rayford Young, Texas Tech	113-134	.843
3. Tyronn Lue, Nebraska	120-145	.828
4. Adrian Peterson, Oklahoma State	131-164	.799

Final 1997-98 Big 12 Standings					
	Conference		Overall		Postseason
	W-L	Pct.	W-L	Pct.	
1. Kansas	15-1	.938	35-4	.897	1-1, NCAA
2. Oklahoma State	11-5	.688	22-7	.759	1-1, NCAA
3. Oklahoma	11-5	.688	22-11	.667	0-1, NCAA
4. Nebraska	10-6	.625	20-12	.625	0-1, NCAA
5. Baylor	8-8	.500	14-14	.500	
6. Missouri	8-8	.500	17-15	.531	0-1, NIT
7. Texas Tech	7-9	.438	13-14	.481	
8. Kansas State	7-9	.438	17-12	.586	0-1, NIT
9. Colorado	7-9	.438	13-14	.481	
10. Texas	6-10	.375	14-17	.452	
11. Iowa State	5-11	.313	12-18	.400	
12. Texas A&M	1-15	.063	7-20	.259	
Non-Conference Record: 98-51 (.658)					

Home Attendance			
	G	Total	Average
1. Kansas (9)	16	256,436	16,027
2. Missouri (24)	16	204,283	12,768
3. Texas (29)	14	156,502	11,179
4. Iowa State (33)	16	171,475	10,717
5. Nebraska (44)	15	141,472	9,431
6. Oklahoma (48)	15	138,384	9,226
7. Kansas State (51)	14	119,989	8,571
8. Texas Tech (64)	13	96,548	7,426
9. Oklahoma State (92)	16	95,562	5,973
10. Baylor	14	73,290	5,235
11. Colorado	16	72,868	4,554
12. Texas A&M (national ranking)	15	51,663	3,444

5. Corey Brewer, Oklahoma	186-233	.798
6. Kelly Thames, Missouri	155-198	.783
7. Brett Robisch, Oklahoma State	86-110	.782
8. Raef LaFrentz, Kansas	121-164	.738
9. Paul Pierce, Kansas	163-221	.738
10. Patrick Hunter, Baylor	70-95	.737

3-Point Percentage (Min. 1 made per game)	3FG-3FGA	Pct.
1. Kenny Price, Colorado	90-214	.421
2. Stan Bonewitz, Texas Tech	84-201	.418
3. Roddrick Miller, Baylor	66-164	.402
4. Billy Thomas, Kansas	105-262	.401
5. Rayford Young, Texas Tech	46-117	.393
6. Luke Axtell, Texas	68-173	.393
7. John Woods, Missouri	66-171	.386
8. Aaron Swartzendruber, Kansas State	44-116	.379
9. Corey Brewer, Oklahoma	72-192	.375
10. Tyronn Lue, Nebraska	78-209	.373

Rebounds	G	Reb.	Avg.
1. Raef LaFrentz, Kansas	30	342	11.4
2. Venson Hamilton, Nebraska	32	315	9.8
3. Brian Skinner, Baylor	28	265	9.5
4. Brett Robisch, Oklahoma State	29	238	8.2
5. Chris Mihm, Texas	31	248	8.0
6. Klay Edwards, Iowa State	30	231	7.7
7. Cliff Owens, Texas Tech	26	200	7.7
8. Desmond Mason, Oklahoma State	29	223	7.7
9. Charlie Melvin, Colorado	27	206	7.6
10. Manny Dies, Kansas State	26	197	7.6
Other Nebraska Players			
16. Andy Markowski, Nebraska	32	212	6.6

Assists	G	Assists	Avg.
1. Doug Gottlieb, Oklahoma State	29	201	6.9
2. Ryan Robertson, Kansas	39	248	6.4
3. Brian Barone, Texas A&M	26	125	4.8
4. Tyronn Lue, Nebraska	32	152	4.8
5. Steve Houston, Texas A&M	27	119	4.4
6. Rayford Young, Texas Tech	27	116	4.3
7. Michael Johnson, Oklahoma	33	141	4.3
8. Patrick Hunter, Baylor	25	105	4.2
9. Stan Bonewitz, Texas Tech	27	113	4.2
10. Roddrick Miller, Baylor	25	97	3.9
Other Nebraska Players			
11. Cookie Belcher, Nebraska	32	124	3.9

Steals	G	Steals	Avg.
1. Steve Houston, Texas A&M	27	67	2.5
2. Brian Barone, Texas A&M	26	61	2.3
3. Cookie Belcher, Nebraska	32	75	2.3
4. Tyronn Lue, Nebraska	32	63	2.0
5. Kris Clack, Texas	28	55	2.0
6. Joe Adkins, Oklahoma State	29	54	1.9
7. Desmond Mason, Oklahoma State	29	51	1.8
8. Rayford Young, Texas Tech	27	46	1.7
9. Billy Thomas, Kansas	36	60	1.7
10. Venson Hamilton, Nebraska	32	53	1.7

Blocked Shots	G	Blocks	Avg.
1. Brian Skinner, Baylor	28	98	3.5
2. Chris Mihm, Texas	31	90	2.9
3. Venson Hamilton, Nebraska	32	66	2.1
4. Manny Dies, Kansas State	26	49	1.9
5. Ryan Humphrey, Oklahoma	32	58	1.8
6. Eric Chenowith, Kansas	39	62	1.6
7. Raef LaFrentz, Kansas	30	45	1.5
8. Ronnie DeGray, Colorado	27	40	1.5
9. Shawn Rhodes, Kansas State	29	38	1.3
10. Charlie Melvin, Colorado	27	33	1.2



1997-98 Big 12 Games Individual Statistics

Scoring	G	FG	FT	Pts.	Avg.
1. Corey Brewer, Oklahoma	16	126	99	391	24.4
2. Cory Carr, Texas Tech	16	129	75	375	23.4
3. Tyronn Lue, Nebraska	16	126	61	349	21.8
4. Paul Pierce, Kansas	16	114	71	310	19.4
5. Brian Skinner, Baylor	16	115	77	307	19.2
6. Shanne Jones, Texas A&M	16	120	65	306	19.1
7. Adrian Peterson, Oklahoma State	16	101	69	302	18.9
8. Kris Clack, Texas	13	79	54	237	18.2
9. Manny Dies, Kansas State	14	100	53	253	18.1
10. Marcus Fizer, Iowa State	16	97	68	262	16.4
Other Nebraska Players					
26. Cookie Belcher, Nebraska	16	69	30	181	11.3

Field Goal Percentage (Min. 5 made/game)	FGM-FGA	Pct.
1. Brian Skinner, Baylor	115-203	.567
2. Manny Dies, Kansas State	100-177	.565
3. Paul Pierce, Kansas	114-214	.533
4. Chris Mihm, Texas	88-168	.524
5. Desmond Mason, Oklahoma State	83-161	.516
6. Adrian Peterson, Oklahoma State	101-206	.490
7. Shanne Jones, Texas A&M	120-245	.490
8. Brett Robisch, Oklahoma State	102-209	.488
9. Corey Brewer, Oklahoma	126-268	.470
10. Marcus Fizer, Iowa State	97-207	.469
Other Nebraska Players		
12. Tyronn Lue, Nebraska	126-292	.432

Free Throw Percentage (Min. 2.5 made/game)	FTM-FTA	Pct.
1. Joe Adkins, Oklahoma State	44-50	.880
2. Rayford Young, Texas Tech	60-69	.870
3. Cory Carr, Texas Tech	75-90	.833
4. Brett Robisch, Oklahoma State	44-54	.815
5. Patrick Hunter, Baylor	56-69	.812
6. Paul Pierce, Kansas	71-88	.807
7. Tyronn Lue, Nebraska	61-76	.803
8. Adrian Peterson, Oklahoma State	69-86	.802
9. Kelly Thames, Missouri	79-99	.798
10. Corey Brewer, Oklahoma	99-126	.786

3-Point Percentage (Min. 1 made per game)	3FG-3FGA	Pct.
1. Michael Schmidt, Texas A&M	26-61	.426
2. Stan Bonewitz, Texas Tech	51-120	.425
3. John Woods, Missouri	35-83	.422
4. Rayford Young, Texas Tech	29-70	.414
5. Chad Alexander, Oklahoma State	24-59	.407
6. Aaron Swartzendruber, Kansas State	28-69	.406
7. Roddrick Miller, Baylor	44-109	.404
8. Billy Thomas, Kansas	41-102	.402
9. Corey Brewer, Oklahoma	40-102	.392
10. Kenny Price, Colorado	58-148	.392
Other Nebraska Players		
11. Tyronn Lue, Nebraska	36-94	.383

Rebounds	G	Reb.	Avg.
1. Venson Hamilton, Nebraska	16	154	9.6
2. Cliff Owens, Texas Tech	15	126	8.4
3. Brian Skinner, Baylor	16	134	8.4
4. Brett Robisch, Oklahoma State	16	127	7.9
5. Chris Mihm, Texas	16	125	7.8
6. Shanne Jones, Texas A&M	16	120	7.5
7. Desmond Mason, Oklahoma State	16	118	7.4
Charlie Melvin, Colorado	16	118	7.4
9. Ronnie DeGray, Colorado	16	115	7.2
10. Monte Hardge, Missouri	16	113	7.1
Other Nebraska Players			
17. Andy Markowski, Nebraska	16	101	6.3

Assists	G	Assists	Avg.
1. Ryan Robertson, Kansas	16	101	6.3
2. Doug Gottlieb, Oklahoma State	16	100	6.3
3. Tyronn Lue, Nebraska	16	80	5.0
4. Brian Barone, Texas A&M	15	74	4.9
5. Patrick Hunter, Baylor	15	70	4.7
6. Stan Bonewitz, Texas Tech	16	70	4.4
7. Roddrick Miller, Baylor	16	67	5.2
8. Howard Frier, Colorado	15	62	4.1
9. Rayford Young, Texas Tech	16	66	4.1
10. Michael Johnson, Oklahoma	16	62	3.9
Other Nebraska Players			
13. Cookie Belcher, Nebraska	16	56	3.5

Steals	G	Steals	Avg.
1. Brian Barone, Texas A&M	15	39	2.6
2. Steve Houston, Texas A&M	16	36	2.3
3. Tyronn Lue, Nebraska	16	33	2.1
Cookie Belcher, Nebraska	16	33	2.1
5. Michael Johnson, Oklahoma	16	32	2.0
6. Aaron Swartzendruber, Kansas State	16	31	1.9
7. Joe Adkins, Oklahoma State	16	30	1.9
8. Venson Hamilton, Nebraska	16	29	1.8
9. Brian Grawer, Missouri	15	27	1.8
10. Billy Thomas, Kansas	16	27	1.7
Other Nebraska Players			
15. Andy Markowski, Nebraska	16	23	1.4

Blocked Shots	G	Blocks	Avg.
1. Chris Mihm, Texas	16	54	3.4
2. Brian Skinner, Baylor	16	43	2.7
3. Ryan Humphrey, Oklahoma	15	32	2.1
4. Manny Dies, Kansas State	14	26	1.9
5. Venson Hamilton, Nebraska	16	29	1.8
6. Eric Chenowith, Kansas	16	24	1.5
7. Shawn Rhodes, Kansas State	16	21	1.3
8. Ronnie DeGray, Colorado	16	19	1.2
Monte Hardge, Missouri	16	19	1.2
10. Charlie Melvin, Colorado	16	16	1.0

1998 AP/Coaches All-Big 12 Teams

First Team:	
Corey Brewer	G Oklahoma
Cory Carr	G Texas Tech
Raef LaFrentz	F Kansas
Paul Pierce	F Kansas
Tyronn Lue	G Nebraska
Second Team:	
Brian Skinner	C Baylor
Adrian Peterson	G Oklahoma State
Brett Robisch	C Oklahoma State
Kris Clack	G Texas
Kelly Thames	F Missouri (Coaches)
Manny Dies	F Kansas State (AP)
Third Team (Coaches Only):	
Marcus Fizer	F Iowa State
Billy Thomas	G Kansas
Manny Dies	F Kansas State
Desmond Mason	F Oklahoma State
Shanne Jones	F Texas A&M
Honorable Mention: Venson Hamilton, Nebraska	
Coach of the Year: Eddie Sutton, Oklahoma State	
Player of the Year: Raef LaFrentz, F, Kansas	
Newcomer of the Year: Kenny Price, G, Colorado	
Freshman of the Year: Marcus Fizer, F, Iowa State	
Nebraska Players on All-Big 12 Specialty Teams	
All-Defense: Cookie Belcher, Venson Hamilton	
All-Bench: Troy Piatkowski	

1997-98 Nebraska Box Scores

Game No. 1

Nebraska 75, UNC-Greensboro 51

Nov. 16--at Lincoln, Neb. --Bob Devaney Sports Center

Spartans	min	fg-fga	ft-fta	rb	pf	a	tp
Matt Javit	21	3-11	0-0	3	2	3	6
Demetrius Cherry	13	3-6	0-0	4	0	0	6
Larry Gilbert	24	2-6	0-0	6	1	0	4
Nathan Jameson	24	2-11	3-5	3	3	2	9
Derrick Nix	24	3-13	4-5	3	4	2	10
Ricardo Trevisan	9	0-2	0-0	3	3	0	0
Justin Stewart	19	3-8	1-1	6	2	0	8
Joseph Pryor	15	0-2	0-2	2	1	0	0
Dennis McCurdy	3	0-1	0-0	1	0	0	0
Randy Woodard	15	2-4	2-3	4	3	0	6
Warren Cunningham	5	0-1	0-0	0	0	0	0
Geoff Williams	9	0-4	0-0	2	1	1	0
Aaron Chavis	19	1-4	0-2	4	2	0	2
Team				1			
Totals	200	19-73	10-18	42	22	8	51

Huskers	min	fg-fga	ft-fta	rb	pf	a	tp
Troy Piatkowski	22	2-3	4-5	5	1	3	8
Andy Markowski	28	8-9	0-1	11	0	1	16
Venson Hamilton	23	5-7	3-6	10	3	2	13
Tyronn Lue	26	6-15	0-0	4	2	7	14
Cookie Belcher	21	4-7	3-3	4	2	2	11
Rodney Williams	16	1-2	1-4	6	3	1	3
Chad Johnson	21	1-5	0-0	3	2	2	2
Michael Johnette	4	0-1	0-0	0	0	0	0
Ryan Phifer	14	0-2	0-0	1	2	0	0
Chad Burbach	4	0-1	0-0	1	2	0	0
Brant Harriman	21	0-2	8-8	3	1	0	8
Team				0			
Totals	200	27-54	19-27	48	18	18	75

UNC-Greensboro				14	37	--	51
Nebraska				39	36	--	75

3-point goals: UNC-Greensboro 3-24 (Jameson 2-9, Stewart 1-3, Cunningham 0-1, Gilbert 0-1, Nix 0-2, Williams 0-3, Javit 0-5); Nebraska 2-8 (Lue 2-5, Belcher 0-2, Phifer 0-1). **FG%:** UNC-Greensboro 26.0; Nebraska 50.0. **FT%:** UNC-Greensboro 55.6; Nebraska 70.4. **Turnovers:** UNC-Greensboro 20; Nebraska 21. **Blocked shots:** UNC-Greensboro 3 (Chavis 2); Nebraska 11 (Hamilton 4). **Steals:** UNC-Greensboro 10 (Nix 3); Nebraska 10 (Johnson 3, Piatkowski 3). **Technical fouls:** None. **Officials:** O'Neill, Pollard, Lusk. **Attendance:** 7,229.

Game Notes: Nebraska improved to 9-3 in season openers under Nee, including 6-0 at the Devaney Center...the Huskers are now 12-0 in home openers under Nee and have won 17 straight home openers overall...Andy Markowski had his first career double-double with 16 points and 11 rebounds.

Game No. 2

Nebraska 86, Western Illinois 57

Nov. 19--at Lincoln, Neb.--Bob Devaney Sports Center

Leathernecks	min	fg-fga	ft-fta	rb	pf	a	tp
Tony Ackerman	34	2-8	2-2	6	0	2	6
Shawn Doles	33	4-12	0-0	6	2	3	9
Ryan Johnston	31	2-7	4-6	13	4	0	8
Mark Buckingham	33	3-13	3-5	3	1	3	11
Brandon Creason	25	6-16	0-0	2	2	1	14
Bill Heisler	16	1-2	0-0	2	0	1	3
Wes Bryan	1	0-0	0-0	0	0	0	0
Cory Fosdyck	4	0-0	0-0	0	1	0	0
Geoff Alexander	14	0-3	0-0	3	1	0	0
Brad Froman	3	0-0	0-0	0	0	0	0
Chad Breedlove	6	3-3	0-0	2	0	0	6
Team				4			
Totals	200	21-64	9-13	41	11	10	57

Huskers	min	fg-fga	ft-fta	rb	pf	a	tp
Troy Piatkowski	19	2-3	0-0	2	2	3	5
Andy Markowski	30	5-12	0-4	9	3	1	10
Venson Hamilton	27	4-11	2-2	11	2	1	10
Tyronn Lue	32	14-18	0-0	2	0	8	34
Cookie Belcher	27	3-6	0-0	2	1	5	7
Larry Florence	18	3-9	0-1	4	1	0	6
Rodney Williams	7	0-0	2-2	0	1	1	2
Chad Johnson	18	2-4	1-1	2	0	0	5

Michael Johnette	3	0-1	0-0	0	0	0	0
Ryan Phifer	6	2-3	0-0	1	2	0	6
Chad Burbach	3	0-1	0-0	1	1	0	0
Brant Harriman	10	0-1	1-2	3	0	0	1
Team				3			
Totals	200	35-69	6-12	40	13	19	86

Western Illinois				21	36	--	57
Nebraska				37	49	--	86

3-point goals: Western Illinois 6-20 (Buckingham 2-8, Creason 2-8, Heisler 1-2, Doles 1-2), Nebraska 10-15 (Lue 6-8, Phifer 2-3, Piatkowski 1-1, Belcher 1-2, Burbach 0-1). **FG%:** Western Illinois 32.8, Nebraska 50.7. **FT%:** Western Illinois 69.2, Nebraska 50.0. **Turnovers:** Western Illinois 17, Nebraska 12. **Blocked shots:** Western Illinois 2 (two with one), Nebraska 7 (Markowski 2). **Steals:** Western Illinois 4 (Ackerman 2), Nebraska 9 (Markowski 4). **Technical fouls:** None. **Officials:** Rutledge, Welmer, Lembo. **Attendance:** 7,391.

Game Notes: Lue scored a then-career-high 34 points, the ninth-best scoring effort in school history...his 14 field goals made were a career high...NU's 10 of 15 performance (67 percent) from 3-point range tied the school record...the Huskers held their second straight opponent to open the season to less than 33 percent from the floor.

Game No. 3

Nebraska 81, New Orleans 66

Nov. 22-at Lincoln, Neb.--Bob Devaney Sports Center

Privateers	min	fg-fga	ft-fta	rb	pf	a	tp
Kevin Elliot	18	3-5	0-0	3	3	0	6
Marcus Murray	16	1-1	0-0	3	4	0	2
Eddie Washington	36	7-12	6-6	10	4	1	22
Kris Stoneking	25	2-5	2-2	2	4	1	8
Corey Brown	37	4-16	5-6	4	1	6	14
Reggie Carter	5	1-2	0-0	0	0	0	2
Edderick Womack	14	0-1	0-0	0	1	2	0
Renard Allen	9	1-3	0-0	2	1	0	3
Tory Walker	29	3-7	0-1	1	3	1	7
Carlos Hines	11	1-5	0-0	6	0	0	2
Team				6			
Totals	200	23-57	13-15	37	21	11	66

Huskers	min	fg-fga	ft-fta	rb	pf	a	tp
Chad Johnson	18	1-3	2-3	1	0	2	4
Troy Piatkowski	20	0-2	0-0	1	3	0	0
Andy Markowski	33	2-4	1-4	13	4	4	5
Tyronn Lue	31	7-15	2-2	1	3	6	18
Cookie Belcher	27	6-11	2-2	4	2	2	15
Venson Hamilton	32	6-13	7-10	12	4	5	19
Larry Florence	27	5-9	2-6	3	1	5	12
Todd Smith	9	2-3	1-1	0	0	1	6
Ryan Phifer	1	0-0	0-0	0	1	1	0
Brant Harriman	2	1-1	0-0	0	0	0	2
Team				0			
Totals	200	30-61	17-28	35	18	26	81

New Orleans				30	36	---	66
Nebraska				47	34	---	81

3-point goals: New Orleans 7-20 (Washington 2-3, Stoneking 2-4, Allen 1-1, Walker 1-4, Brown 1-5, Carter 0-1, Womack 0-1, Hines 0-1), Nebraska 4-11 (Lue 2-5, Smith 1-1, Belcher 1-3, Piatkowski 0-2). **FG%:** New Orleans 40.4, Nebraska 49.2. **FT%:** New Orleans 86.7, Nebraska 60.7. **Turnovers:** New Orleans 28, Nebraska 18. **Blocked shots:** New Orleans 4 (four with one), Nebraska 3 (Hamilton 3). **Steals:** New Orleans 8 (Stoneking 3), Nebraska 16 (Hamilton 6). **Technical fouls:** None. **Officials:** Rucker, Conner, Heinerman. **Attendance:** 8,189.

Game Notes: Andy Markowski grabbed 13 rebounds, erasing his career high set just six days earlier...Hamilton scored a season-high 19 points and grabbed 12 rebounds in his only game off the bench this season...he also had a career-high five assists and a career best six steals, the most by a Husker this season...New Orleans' 28 turnovers were the most this season by an NU opponent.

Game No. 4

Nebraska 64, Colorado State 57

Nov. 25-at Lincoln, Neb.---Bob Devaney Sports Center

Rams	min	fg-fga	ft-fta	rb	pf	a	tp
Bryan Christiansen	33	4-16	2-2	6	2	0	12
Matt Barnett	35	2-4	3-4	10	3	5	7
Ryan Chilton	30	3-5	1-2	2	3	1	7
Milt Palacio	35	5-8	0-0	9	3	2	10
Jameel Mahmud	22	5-11	1-2	1	3	2	11

Lorenzo Johnson	11	1-3	0-0	3	2	0	2
James Smith	17	1-3	2-4	1	3	1	4
Andre McKanstry	12	1-1	2-2	0	0	0	4
John Ford	5	0-0	0-2	2	1	0	0
Team				0			
Totals	200	22-51	11-18	34	20	11	57

Huskers	min	fg-fga	ft-fta	rb	pf	a	tp
Larry Florence	20	2-7	0-0	3	2	0	4
Andy Markowski	30	2-4	0-0	7	1	1	4
Venson Hamilton	21	4-8	4-6	4	3	1	12
Tyronn Lue	40	4-18	8-9	6	2	4	19
Cookie Belcher	28	4-10	3-6	6	3	8	11
Chad Johnson	14	1-3	0-0	2	1	0	2
Todd Smith	3	0-1	0-0	0	0	0	0
Troy Piatkowski	29	2-3	0-0	2	2	1	6
Brant Harriman	15	3-4	0-0	5	1	0	6
Team				1			
Totals	200	22-58	15-21	36	15	15	64

Colorado State				28	29	--	57
Nebraska				35	29	--	64

3-point goals: Colorado State 2-15 (Christiansen 2-9, Barnett 0-1, Smith 0-1, Mahmud 0-4), Nebraska 5-15 (Lue 3-10, Piatkowski 2-3, Johnson 0-1, Smith 0-1). **FG%:** Colorado State 43.1 Nebraska 37.9. **FT%:** Colorado State 61.1, Nebraska 71.4. **Turnovers:** Colorado State 14, Nebraska 10. **Blocked shots:** Colorado State 1 (Mahumud 1), Nebraska 8 (Hamilton, Harriman 2). **Steals:** Colorado State 6 (Barnett 2), Nebraska 8 (Belcher 4). **Technical fouls:** None. **Officials:** Kaster, Jackson, Shortnacy. **Attendance:** 8,896.

Game Notes: Nebraska improved to 4-0 for the second time in three seasons and the fourth time in the last seven years...Venson Hamilton reached double figures for the fourth straight game to open the season.

Game No. 5

Nebraska 68, Texas-San Antonio 59

Nov. 29-at Lincoln, Neb.--Bob Devaney Sports Center

Roadrunners	min	fg-fga	ft-fta	rb	pf	a	tp
Roderic Hall	20	1-8	1-2	4	2	3	3
Mike Clemens	37	5-14	1-2	6	5	0	13
Leon Watson	25	7-9	0-2	6	4	0	14
Steve Meyer	38	5-15	5-6	6	4	4	16
Jerome Riley	28	3-13	1-2	7	2	4	7
Lloyd Williams	26	1-6	0-0	2	2	1	3
Jeffrey Carroll	2	0-0	0-0	0	2	0	0
Ricky Reed	17	1-6	0-0	5	3	0	3
Willie Robinson	2	0-0	0-0	1	0	0	0
Terrence Jones	2	0-2	0-0	0	0	0	0
David Ode	3	0-0	0-0	1	0	0	0
Team				8			
Totals	200	23-73	8-14	46	24	12	59

Huskers	min	fg-fga	ft-fta	rb	pf	a	tp
Troy Piatkowski	20	2-6	0-0	2	1	3	5
Andy Markowski	32	4-6	1-6	10	4	0	9
Venson Hamilton	36	6-9	6-11	14	4	3	18
Tyronn Lue	37	4-16	3-4	3	2	3	14
Cookie Belcher	36	4-8	2-2	9	2	4	11
Larry Florence	17	3-9	3-4	3	3	2	9
Chad Johnson	17	0-4	2-2	4	1	0	2
Todd Smith	4	0-0	0-0	0	0	0	0
Brant Harriman	1	0-0	0-0	0	0	0	0
Team				6			
Totals	200	23-58	17-29	51	17	15	68

Texas-San Antonio				28	31	--	59
Nebraska				32	36	--	68

3-point goals: UTSA 5-25 (Clemens 2-6, Meyer 1-4, Reed 1-4, Williams 1-5, Jones 0-2, Hall 0-2, Riley 0-2), Nebraska 5-16 (Lue 3-8, Piatkowski 1-4, Belcher 1-4). **FG%:** UTSA 31.5, Nebraska 39.7. **FT%:** UTSA 37.5, Nebraska 58.6. **Turnovers:** UTSA 15, Nebraska 16. **Blocked shots:** UTSA 6 (Watson, Clemens 2), Nebraska 4 (Hamilton 3). **Steals:** UTSA 4 (Watson 2), Nebraska 7 (Johnson 3). **Technical fouls:** None. **Officials:** Herring, Monaco, Groom. **Attendance:** 7,637.

Game Notes: Hamilton recorded his fourth double-double in five games to begin the season, giving him nine in the last 14 games...Nebraska improved to 5-0 for the third time in 12 seasons under Danny Nee...the Huskers held their third opponent in five games to 33 percent or less from the floor.

Game No. 6

Tulsa 85, Nebraska 68

Dec. 1-at Tulsa, Okla.--Convention Center

Huskers	min	fg-fga	ft-fta	rb	pf	a	tp
Troy Piatkowski	26	3-4	0-0	5	1	1	7
Andy Markowski	15	0-1	0-0	1	4	0	0
Venson Hamilton	37	6-13	4-8	15	3	2	16
Tyronn Lue	37	5-16	7-9	1	3	3	18
Cookie Belcher	32	2-10	6-9	3	5	3	11
Larry Florence	18	2-12	1-1	3	0	1	5
Chad Johnson	26	4-7	3-4	6	1	1	11
Todd Smith	7	0-2	0-0	3	4	0	0
Brant Harriman	2	0-0	0-0	0	1	0	0
Team				7			
Totals	200	22-65	21-31	44	22	11	68

Golden Hurricane	min	fg-fga	ft-fta	rb	pf	a	tp
Eric Coley	27	3-6	2-4	5	3	4	8
Zac Bennett	21	0-4	0-2	3	5	2	0
Michael Ruffin	31	8-14	4-7	10	4	3	20
Jonnie Gendron	31	5-10	4-4	5	2	1	17
Rod Thompson	37	9-15	2-3	3	2	2	25
Shawn Williams	4	0-0	0-0	0	1	1	0
Marcus Hill	15	1-2	0-0	3	1	3	3
Jamie Gillin	2	0-1	0-0	1	0	0	0
J.R. Cunningham	22	0-3	3-4	5	3	4	3
John Cornwell	4	2-3	0-0	3	3	0	4
Robert Bell	5	2-2	0-0	0	0	0	5
Jay Spurlock	1	0-0	0-0	0	0	0	0
Team				4			
Totals	200	30-60	15-24	42	24	20	85

Nebraska				44	24	--	68
Tulsa				38	47	--	85

3-point goals: Nebraska 3-15 (Piatkowski 1-2, Belcher 1-3, Lue 1-8, Florence 0-1, Smith 0-1); Tulsa 10-16 (Thompson 5-7, Gendron 3-6, Bell 1-1). **FG%:** Nebraska 33.8; Tulsa 50.0. **FT%:** Nebraska 67.7; Tulsa 62.5. **Turnovers:** Nebraska 24; Tulsa 22. **Blocked shots:** Nebraska 4 (Hamilton 3); Tulsa 11 (two with four). **Steals:** Nebraska 10 (Belcher, Lue 4); Tulsa 15 (Coley 7). **Technical fouls:** None. **Officials:** Harrington, Self, Shortnacy. **Attendance:** 6,723.

Game Notes: Tyronn Lue became the 19th, 1,000-point scorer in Nebraska history with his first basket of the game...Husker opponents entered the game hitting just 22 percent from 3-point range, but the Hurricane knocked down 10-16...Venson Hamilton grabbed a season-high 15 rebounds...Chad Johnson scored a career-high 11 points for the Huskers.

Game No. 7

Nebraska 85, UNC-Wilmington 68

Dec. 5, at Lincoln, Neb.--Bob Devaney Sports Center

Ameritas Classic

Seahawks	min	fg-fga	ft-fta	rb	pf	a	tp
Mark Byington	32	6-11	0-0	1	1	1	17
Victor Ebong	19	0-3	0-0	1	1	1	0
Marcus Green	9	0-1	0-0	0	2	0	0
Stan Simmons	23	7-13	2-2	2	2	2	18
Billy Donlon	35	2-3	0-0	3	2	12	4
Paul Tharp	1	0-0	0-0	0	0	0	0
Dominick Scott	8	0-1	1-2	1	1	0	1
Danny Dahl	18	2-6	3-6	2	1	0	7
Keith Spencer	20	2-6	1-2	5	0	0	5
Shannon Merritt	2	0-0	0-0	2	0	0	0
Tadearl Pratt	10	0-1	0-0	0	3	1	0
Michael Gibbs	2	1-1	0-1	0	0	0	2
Oleg Kojenets	21	7-9	0-0	2	1	0	14
Team				2			
Totals	200	27-55	7-13	21	14	17	68

Huskers	min	fg-fga	ft-fta	rb	pf	a	tp
Troy Piatkowski	27	2-3	2-2	4	2	5	7
Andy Markowski	32	3-5	4-5	7	2	1	10
Venson Hamilton	34	4-7	2-3	9	3	3	10
Tyronn Lue	35	12-13	1-2	3	0	5	27
Cookie Belcher	30	8-11	0-0	0	1	9	20
Larry Florence	17	4-5	1-2	0	1	1	9
Chad Johnson	9	0-1	0-2	0	2	0	0
Todd Smith	9	1-2	0-0	0	0	1	2
Brant Harriman	7	0-0	0-0	0	1	0	0
Team				2			
Totals	200	34-47	10-16	25	12	25	85

UNC Wilmington	37	31	--	68
Nebraska	42	43	--	85

3-point goals: UNC Wilmington 7-16 (Byington 5-7, Simmons 2-5, Ebong 0-1, Scott 0-1, Dahl 0-1); Nebraska 7-9 (Belcher 4-4, Lue 2-3, Piatkowski 1-2). **FG%:** UNC Wilmington 49.1; Nebraska 72.3. **FT%:** UNC Wilmington 53.8; Nebraska 62.5. **Turnovers:** UNC Wilmington 10; Nebraska 15. **Blocked shots:** UNC Wilmington 1 (Green); Nebraska 4 (Hamilton 3). **Steals:** UNC Wilmington 9 (Donlon 4); Nebraska 4 (Lue 2). **Technical fouls:** None. **Officials:** Garibaldi, White, Tanner **Attendance:** 7,665.

Game Notes: Nebraska made 34 of 47 shots (72.3 percent) the second-best shooting performance in school history...Nebraska made seven of nine 3-point field goals...Tyronn Lue hit a career-best 12 of 13 from the floor, giving him 28-34 shooting in his last three Ameritas Classic games...Belcher's nine assists were a career high and his 20 points were just two points from his career high...Lue and Belcher combined for 47 points the most this season by the NU starting backcourt...Nebraska won its 19th straight game in the Ameritas Classic.

Game No. 8

Nebraska 85, Grambling State 48

Dec. 6--at Lincoln, Neb.--Bob Devaney Sports Center
Ameritas Classic

Tigers	min	fg-fga	ft-fta	rb	pf	a	tp
Chris Thomas	30	3-6	5-11	5	3	0	11
Leroy Hollingshed	23	0-9	0-2	3	5	2	0
Mario Hinds	22	2-3	1-2	6	2	0	5
Kenneth Haynes	37	4-18	7-8	6	2	2	15
Mark Meredith	34	6-17	0-0	6	3	2	13
Royal Maxwell	6	1-1	0-0	0	0	0	2
Quadree Drakeford	7	0-2	0-1	1	1	0	0
Maurice Scott	1	0-3	0-0	0	1	0	0
Jarod Mix	19	1-8	0-0	2	1	1	2
Brandon Thomas	3	0-2	0-0	1	1	0	0
Chris Carter	1	0-1	0-0	0	1	0	0
Kala Bragg	15	0-0	0-0	0	0	0	0
Devin Ewing	2	0-0	0-0	1	1	0	0
Team				5			
Totals	200	17-70	13-24	36	21	7	48

Huskers	min	fg-fga	ft-fta	rb	pf	a	tp
Troy Piatkowski	26	4-6	0-0	5	2	4	10
Andy Markowski	24	5-8	1-2	5	3	3	11
Venson Hamilton	23	5-9	3-6	13	0	3	13
Tyronn Lue	24	4-11	3-4	5	1	7	13
Cookie Belcher	27	5-8	2-3	2	2	6	13
Larry Florence	15	4-7	2-5	5	1	1	10
Rodney Williams	10	0-3	1-4	2	4	1	1
Chad Johnson	22	1-2	0-0	4	0	0	2
Todd Smith	17	0-1	2-4	6	1	0	2
Ryan Phifer	2	0-0	0-0	1	1	0	0
Brant Harriman	10	2-3	6-8	7	2	0	10
Team				3			
Totals	200	30-58	20-36	58	17	25	85

Grambling State	26	22	--	48
Nebraska	41	44	--	85

3-point goals: Grambling 1-19 (Meredith 1-5, Thomas 0-1, Mix 0-2, Scott 0-2, Drakeford 0-2, Haynes 0-2, Hollingshed 0-5), Nebraska 5-14 (Piatkowski 2-4, Lue 2-6, Belcher 1-2, Williams 0-1, Smith 0-1). **FG%:** Grambling 24.3, Nebraska 51.7. **FT%:** Grambling 54.2, Nebraska 55.6. **Turnovers:** Grambling 12, Nebraska 18. **Blocked shots:** Grambling 4 (Thomas 2), Nebraska 8 (Hamilton 3). **Steals:** Grambling 11 (Haynes 7), Nebraska 8 (Belcher 3). **Technical fouls:** none. **Officials:** Garibaldi, White, Tanner. **Attendance:** 7,405.


Game Notes: Nebraska won the Ameritas title for the 10th straight season...Grambling's 24.3 percent shooting is the second lowest ever by a Nebraska opponent...Lue earned Ameritas MVP honors for the second straight season, while Belcher was named to the all-tournament team for a second straight season...Hamilton joined the two, giving Nebraska three all-tournament members for the second straight season...NU had a season-high six players in double figures.

Game No. 9

Creighton 84, Nebraska 73

Dec. 10--at Omaha, Neb.--Omaha Civic Auditorium

Huskers	min	fg-fga	ft-fta	rb	pf	a	tp
Troy Piatkowski	33	4-12	2-2	1	3	1	12
Andy Markowski	31	0-3	2-5	6	4	0	2
Venson Hamilton	33	6-7	3-11	11	4	1	15
Tyronn Lue	40	7-13	8-9	9	4	3	25
Cookie Belcher	28	5-11	1-1	0	4	3	12
Larry Florence	18	3-8	1-1	4	0	3	7
Chad Johnson	17	0-5	0-0	0	4	1	4
Team				1			
Totals	200	25-59	17-29	32	23	12	73



Venson Hamilton was one of three Huskers named to the Ameritas Classic all-tournament team. Hamilton averaged 11.5 points, 11.0 rebounds and 3.5 blocked shots in the two tournament games.

Bluejays	min	fg-fga	ft-fta	rb	pf	a	tp
Rodney Buford	35	11-21	4-5	8	2	2	29
Kevin Mungin	22	1-2	2-2	3	5	0	4
Joel Templeman	16	1-1	0-0	3	5	0	2
Ryan Sears	36	1-5	3-4	3	1	7	6
Ben Walker	22	5-9	1-2	6	3	3	12
Matt West	12	1-3	2-2	3	1	1	5
Corie Brandon	16	1-3	3-4	1	2	2	5
Dan Kolder	1	0-0	0-0	0	0	0	0
Jason Ourada	1	0-0	0-0	0	0	0	0
Cliff Bates	1	0-0	0-0	0	0	0	0
Doug Swenson	17	4-5	6-8	6	4	0	15
Alan Huss	6	0-0	0-0	1	0	0	0
Justin Haynes	15	3-4	0-0	2	2	0	6
Team				1			
Totals	200	28-53	21-27	37	25	15	84

Nebraska	39	34	--	73
Creighton	47	37	--	84

3-point goals: Nebraska 6-16 (Lue 3-6, Piatkowski 2-7, Belcher 1-2, Florence 0-1); Creighton 7-19 (Buford 3-17, Walker 1-1, Mungin 1-2, Swenson 1-2, West 1-3, Sears 1-4, Brandon 0-1, Haynes 0-1). **FG%:** Nebraska 42.4; Creighton 52.8. **FT%:** Nebraska 58.6; Creighton 77.8. **Turnovers:** Nebraska 21; Creighton 22. **Blocked shots:** Nebraska 1 (Florence); Creighton 4 (Mungin 2). **Steals:** Nebraska 14 (Piatkowski, Markowski, Belcher 3); Creighton 10 (Sears 3). **Technical fouls:** None. **Officials:** Petro, Pollard, Davis. **Attendance:** 8,034.

Game Notes: The loss to Creighton ended Nebraska's seven-game winning streak in the intrastate series...Tyronn Lue grabbed a career-high nine rebounds...Venson Hamilton moved into the top 60 in career scoring at Nebraska with his ninth straight double-figure scoring game to open the season and the 14th straight game overall...Creighton became just the second team to shoot 50 percent or better on the season.

Game No. 10**Nebraska 70, Minnesota 66**

Dec. 13--at Minneapolis, Minn.--Williams Arena

Huskers	min	fg-fga	ft-fta	rb	pf	a	tp
Troy Piatkowski	29	1-6	0-2	2	1	2	3
Andy Markowski	29	3-6	5-5	3	4	3	11
Venson Hamilton	34	7-12	4-6	15	3	0	18
Tyronn Lue	40	5-12	5-6	7	2	1	18
Cookie Belcher	27	3-11	1-1	5	4	5	7
Larry Florence	21	3-7	0-0	4	3	1	6
Chad Johnson	15	0-3	3-6	4	1	0	3
Brant Harriman	5	1-1	2-2	2	2	0	4
Team				3			
Totals	200	23-58	20-28	45	20	12	70

Golden Gophers	min	fg-fga	ft-fta	rb	pf	a	tp
Quincy Lewis	35	9-20	5-7	8	3	3	24
Miles Tarver	29	3-6	2-2	9	3	0	8
Kyle Sanden	14	2-3	2-2	0	1	2	6
Sam Jacobson	26	2-5	2-3	2	5	1	6
Eric Harris	36	3-8	4-4	2	2	2	11
Russ Archambault	21	1-5	0-0	1	3	1	3
Kevin Clark	15	1-5	4-4	2	0	0	6
Jason Stanford	7	0-1	1-2	1	2	0	1
Antoine Broxsie	17	0-2	1-2	2	1	0	1
Team				3			
Totals	200	21-55	21-26	30	20	9	66

Nebraska				43	27	--	70
Minnesota				31	35	--	66

3-point goals: Nebraska 4-17 (Lue 3-8, Piatkowski 1-5, Belcher 0-4), Minnesota 3-10 (Harris 1-2, Archambault 1-3, Lewis 1-5). **FG%:** Nebraska 39.7, Minnesota 38.2. **FT%:** Nebraska 71.4, Minnesota 80.8. **Turnovers:** Nebraska 23, Minnesota 13. **Blocked shots:** Nebraska 6 (Hamilton 3), Minnesota 6 (Lewis 3). **Steals:** Nebraska 8 (Lue 3), Minnesota 11 (Lewis, Harris 3). **Technical fouls:** None. **Officials:** Hillary, Clark, Olson. **Attendance:** 14,040.

Game Notes: Nebraska won for just the seventh time in 38 tries in Minneapolis...Nebraska won for the first time in three road games on the season...NU hit 17-19 free throws in the first half, missed its first five attempts in the second half, but made 3-4 in the last 23 seconds to seal the victory...Nebraska held a 45-30 rebounding edge, after Minnesota outrebounded NU 46-32 in Lincoln in 1996-97...Hamilton recorded his eighth double-double in 10 games to begin the season.

Game No. 11**Nebraska 80, Virginia 65**

Dec. 27 at Honolulu, Hawaii--Special Events Arena

Cavaliers	min	fg-fga	ft-fta	rb	pf	a	tp
Curtis Staples	38	6-12	4-5	0	1	0	21
Donald Hand	21	1-2	0-0	1	5	1	3
Norman Noland	34	10-22	3-6	11	2	0	23
Monte Marcaccini	14	0-2	0-0	4	2	2	0
Chase Metheny	13	1-4	1-2	4	0	1	3
Chezley Watson	15	1-2	0-0	2	0	0	3
Pete McLaughlin	5	0-0	0-0	0	2	1	0
Willie Dersch	32	2-6	0-0	3	2	3	6
Kris Hunter	10	1-1	0-0	1	0	1	2
Colin Ducharme	18	2-5	0-0	4	4	1	4
Team				7			
Totals	200	24-56	8-13	37	18	10	65

Huskers	min	fg-fga	ft-fta	rb	pf	a	tp
Venson Hamilton	32	5-11	3-4	4	3	0	13
Tyronn Lue	37	12-19	11-12	3	1	7	36
Cookie Belcher	29	3-9	0-0	3	1	3	6
Troy Piatkowski	29	4-7	0-2	1	2	0	12
Andy Markowski	29	2-4	0-0	8	2	1	4
Larry Florence	19	2-2	0-0	1	0	1	4
Rodney Williams	1	0-0	0-0	0	1	0	0
Chad Johnson	13	1-1	0-0	3	1	0	2
Ryan Phifer	3	0-1	3-4	0	0	0	3
Brant Harriman	8	0-0	0-0	0	1	0	0
Team				3			
Totals	200	29-54	17-22	26	12	12	80

Virginia				35	30	--	65
Nebraska				28	52	--	80

3-point goals: Virginia 9-18 (Watson 1-1, Staples 5-11, Hand 1-2, Dersch 2-4); Nebraska 4-12 (Piatkowski 4-6, Lue 1-4, Belcher 0-2). **FG%:** Virginia 42.9; Nebraska 53.7. **FT%:** Virginia 61.5; Nebraska 77.3. **Turnovers:** Virginia 27; Nebraska 14. **Blocked shots:** Virginia 5 (Metheny 2); Nebraska 4 (Hamilton 2). **Steals:** Virginia 4 (Ducharme 2); Nebraska 13 (Belcher 4). **Technical fouls:** None. **Officials:** Thornley, Donato, Spaulding. **Attendance:** 3,000.

Game Notes: Nebraska picked up its first-ever victory over an Atlantic Coast Conference opponent...NU trailed by seven points at the half, but opened the second half with a 19-4 run to take control...Tyronn Lue scored a career-high 36 points, hitting 12-19 field goals and 11 of 12 from the free-throw line...the 36 points tied for the second-best scoring effort in the Big 12 this season and the fifth-best in NU school history...the Huskers improved to 2-1 in the first round of the Rainbow Classic...NU's 52 second-half points were its high for a half on the year.

Game No. 12**Hawaii 87, Nebraska 62**

Dec. 29 at Honolulu, Hawaii--Special Events Arena

Huskers	min	fg-fga	ft-fta	rb	pf	a	tp
Venson Hamilton	30	3-6	3-4	5	2	2	9
Tyronn Lue	34	8-21	0-0	2	2	4	17
Cookie Belcher	31	4-8	0-0	2	0	0	8
Troy Piatkowski	19	0-3	2-3	1	3	1	2
Andy Markowski	32	4-9	0-4	6	4	0	8
Larry Florence	28	6-13	2-2	5	4	0	14
Chad Johnson	8	1-1	0-0	1	0	0	2
Ryan Phifer	2	0-0	0-0	0	0	0	0
Brant Harriman	16	1-3	0-2	6	2	1	2
Team				3			
Totals	200	27-64	7-15	31	17	8	62

Rainbows	min	fg-fga	ft-fta	rb	pf	a	tp
Mike Robinson	29	4-8	1-2	5	2	1	9
Micah Kroeger	33	6-9	0-0	4	2	5	15
Alika Smith	37	6-15	3-3	5	1	3	18
Anthony Carter	37	8-14	5-5	7	1	9	21
Eric Ambrozich	21	2-3	3-4	2	3	1	7
Erin Galloway	22	1-4	5-5	5	3	1	7
Chad Hook	4	0-0	0-0	1	1	1	0
Luke Meyers	1	0-1	0-0	0	0	0	0
Casey Cartwright	6	2-2	2-2	2	0	0	8
Ales Zivanovic	1	0-0	2-2	0	0	0	2
Kelii Silva	1	0-0	0-0	0	0	0	0
Robbie Robinson	1	0-1	0-0	0	0	0	0
Dean Penebacker	1	0-1	0-0	1	0	0	0
Rahula Hall	1	0-0	0-0	0	0	0	0
Bryan Moeller	1	0-0	0-0	0	0	0	0
Team				6			
Totals	200	29-58	21-23	38	13	21	87

Nebraska				3	29	--	62
Hawaii				38	49	--	87

3-point goals: Nebraska 1-13 (Lue 1-7, Florence 0-1, Belcher 0-2, Piatkowski 0-3), Hawaii 8-14 (Cartwright 2-2, Kroeger 3-5, Smith 3-5, Carter 0-2). **FG%:** Nebraska 42.2, Hawaii 50.0. **FT%:** Nebraska 46.7, Hawaii 91.3. **Turnovers:** Nebraska 20, Hawaii 20. **Blocked shots:** Nebraska 6 (Hamilton 4), Hawaii 5 (Robinson 3). **Steals:** Nebraska 11 (Hamilton, Piatkowski 3), Hawaii 5 (Robinson 3). **Technical fouls:** None. **Officials:** Donato, Dixon, Ball. **Attendance:** 10,300.

Game Notes: Nebraska's 25-point loss was its biggest of the season and its worst in 88 games...Nebraska dropped to 3-5 in the Rainbow Classic, 0-2 in the semifinals...Hawaii improved to 4-2 all-time in six meetings with the Huskers...Nebraska lost for the ninth straight game and 16th time in 17 games when allowing 80 or more points.

Game No. 13**Vanderbilt 80, Nebraska 69**

Dec. 30--at Honolulu, Hawaii--Special Events Arena

Commodores	min	fg-fga	ft-fta	rb	pf	a	tp
Billy Dispalto	19	0-4	0-0	2	5	0	0
Atiba Prater	34	3-8	6-8	2	0	4	13
Austin Bates	30	7-14	2-4	8	5	1	16
Vince Ford	25	4-6	3-7	2	1	3	12
Drew Maddux	36	9-15	2-5	3	1	5	24
James Strong	22	3-4	4-9	6	3	1	11
Gianni Cugini	5	0-0	0-0	0	1	0	0
Dan Langhi	4	0-2	0-0	3	1	0	0
Greg LaPointe	25	1-2	2-2	4	4	1	4
Team				6			
Totals	200	27-55	19-35	36	21	15	80

Huskers	min	fg-fga	ft-fta	rb	pf	a	tp
Venson Hamilton	25	5-11	4-4	10	4	2	14
Larry Florence	30	8-13	4-5	7	3	1	20
Tyronn Lue	39	6-20	3-4	3	3	3	19
Cookie Belcher	30	2-6	5-8	6	5	6	9
Andy Markowski	32	3-10	1-3	8	5	2	7
Chad Johnson	10	0-3	0-0	0	3	0	0
Troy Piatkowski	19	0-1	0-0	1	1	1	0
Ryan Phifer	1	0-0	0-0	1	0	0	0
Brant Harriman	14	0-0	0-0	1	1	0	0
Team				2			
Totals	200	24-64	17-24	39	25	15	69

Vanderbilt				36	44	--	80
Nebraska				36	33	--	69


3-point goals: Vanderbilt 7-14 (Strong 1-1, Ford 1-1), Maddux 4-7, Prater 1-4, Dispaltrio 0-1), Nebraska 4-15 (Lue 4-12, Belcher 0-1, Piatkowski 0-1, Johnson 0-1). **FG %:** Vanderbilt 49.1, Nebraska 37.5. **FT %:** Vanderbilt 54.3, Nebraska 70.8. **Turnovers:** Vanderbilt 18, Nebraska 21. **Blocked shots:** Vanderbilt 2 (two with one), Nebraska 3 (Belcher 2). **Steals:** Vanderbilt 7 (Prater 3), Nebraska 7 (Belcher 3). **Technical fouls:** None. **Officials:** Ball, Shapiro, Dixon. **Attendance:** 10,300.

Game Notes: The game featured huge momentum swings as NU opened a 16-2 lead and led by as many as 16 points in the first half...Vanderbilt went on a 41-10 run to close the first half and open the first nine minutes of the second half to lead 57-40...NU pulled within three points, but could not get any closer...Larry Florence scored a career-high 20 points, his second-straight game in double figures...Tyronn Lue was one of six players named to the Rainbow Classic all-tournament team.

Game No. 14
Kansas 96, Nebraska 76

Jan. 4--at Lawrence, Kan.--Allen Fieldhouse

Huskers	min	fg-fga	ft-fta	rb	pf	a	tp
Larry Florence	23	3-7	0-0	1	4	1	6
Andy Markowski	22	1-3	0-0	3	5	0	2



Troy Piatkowski starred in Nebraska's two games with Kansas last season. In Lawrence, Piatkowski had 16 points on 7-8 shooting and in Lincoln, he nearly engineered an upset of the Jayhawks with 18 points, including five three-pointers.

Venson Hamilton	31	5-9	5-8	11	4	2	15
Tyronn Lue	39	4-19	10-10	4	3	7	18
Cookie Belcher	35	7-15	0-0	5	4	2	17
Chad Johnson	16	0-0	0-0	2	2	0	0
Troy Piatkowski	25	7-8	0-0	2	0	0	16
Brant Harriman	9	1-1	0-0	2	1	1	2
Team				3			
Totals	200	28-62	15-18	33	23	13	76

Jayhawks	min	fg-fga	ft-fta	rb	pf	a	tp
Lester Earl	25	3-6	5-5	10	3	0	11
Paul Pierce	33	6-14	5-5	3	2	3	17
Eric Chenowith	29	9-11	1-1	6	3	0	19
Ryan Robertson	30	3-9	0-0	1	1	8	7
Billy Thomas	25	7-15	0-0	2	0	4	19
Terry Nooner	2	0-0	2-2	0	0	0	2
Kenny Gregory	19	4-7	4-8	3	1	4	12
Nick Bradford	20	2-3	3-3	3	2	1	7
Jelani Janisse	4	0-1	0-0	3	2	0	0
C.B. McGrath	11	0-0	0-0	0	3	1	0
Chris Martin	2	0-0	2-2	0	0	0	2
Team				3			
Totals	200	34-66	22-26	34	17	21	96

Nebraska				37	39	--	76
Kansas				49	47	--	96

3-point goals: Nebraska 5-13 (Piatkowski 2-3, Belcher 3-6, Lue 0-4); Kansas 6-19 (Thomas 5-10, Robertson 1-4, Gregory 0-2, Pierce 0-3). **FG %:** Nebraska 45.2; Kansas 51.5. **FT %:** Nebraska 83.3; Kansas 84.6. **Turnovers:** Nebraska 22; Kansas 13. **Blocked shots:** Nebraska 3 (Hamilton 2); Kansas 4 (Chenowith 2). **Steals:** Nebraska 17 (Hamilton 3); Kansas 9 (three with two). **Technical fouls:** None. **Officials:** Hall, Clark, Olson. **Attendance:** 16,300.

Game Notes: Kansas won for the seventh straight time in the series and for the 16th consecutive year vs. Nebraska in Allen Fieldhouse...NU lost its Big 12 opener for the second straight year and lost for the fourth straight time in its first league road game...Troy Piatkowski hit 7-8 from the field and scored a then-career-high 16 points...Cookie Belcher scored 17 points, his first time in double figures in five games...NU lost for the 11th straight time when allowing 80 or more points...NU dropped to 0-4 when the opposition hit 50 percent or better from the field.

Game No. 15
Nebraska 67, Oklahoma State 62
Jan. 7--at Stillwater, Okla.--Gallagher-Iba Arena

Huskers	min	fg-fga	ft-fta	rb	pf	a	tp
Larry Florence	21	5-9	0-0	5	0	1	10
Andy Markowski	33	4-6	0-1	6	2	4	8
Venson Hamilton	31	3-7	2-3	9	2	2	8
Tyronn Lue	36	8-18	2-2	5	3	2	18
Cookie Belcher	31	4-9	3-4	5	3	4	11
Chad Johnson	12	1-2	0-0	3	1	0	2
Troy Piatkowski	27	3-6	0-0	3	1	1	8
Brant Harriman	9	0-0	2-2	3	1	0	2
Team				1			
Totals	200	28-57	9-12	40	13	14	67

Cowboys	min	fg-fga	ft-fta	rb	pf	a	tp
Adrian Peterson	35	7-16	4-5	9	0	3	20
Desmond Mason	31	4-9	0-0	3	1	0	9
Brett Robisch	36	4-7	0-0	9	2	2	8
Joe Adkins	28	2-14	2-2	2	2	1	7
Doug Gottlieb	28	3-7	1-2	2	2	1	8
Chad Alexander	20	1-4	3-5	6	2	0	6
Estell Laster	9	0-1	0-0	2	0	1	0
Brian Montonati	2	0-2	0-0	0	0	0	0
Alex Webster	11	2-5	0-0	3	3	0	4
Team				1			
Totals	200	23-65	10-14	37	12	8	62

Nebraska				28	39	--	67
Oklahoma State				25	37	--	62

3-point goals: Nebraska 2-11 (Piatkowski 2-4, Lue 0-3, Belcher 0-4); Oklahoma State 6-25 (Peterson 2-8, Mason 1-3, Alexander 1-4, Gottlieb 1-4, Adkins 1-6). **FG %:** Nebraska 49.1; Oklahoma State 35.4. **FT %:** Nebraska 75.0; Oklahoma State 71.4. **Turnovers:** Nebraska 16; Oklahoma State 12. **Blocked shots:** Nebraska 7 (Hamilton, Harriman 3); Oklahoma State 1 (Robisch). **Steals:** Nebraska 9 (Markowski 4); Oklahoma State 8 (Adkins 3). **Technical fouls:** None. **Officials:** Welmer, Garibaldi, Bair. **Attendance:** 6,319.

Game Notes: Nebraska ended an undefeated Cowboys season for the second time in the last seven seasons as OSU entered the contest 11-0...in 1991-92 the Cowboys were 20-0 and ranked No. 2 before losing 85-69 in Lincoln...Nebraska won for the second straight time in Gallagher-Iba Arena and for just the third time in 11 tries in Stillwater under Danny Nee...NU held an opponent under 50 percent from the floor for the sixth time in 15 games.

Game No. 16**Nebraska 87, Colorado 72**

Jan. 11--at Lincoln, Neb.--Bob Devaney Sports Center


Buffaloes	min	fg-fga	ft-fta	rb	pf	a	tp
Kenny Price	25	2-14	4-6	7	3	2	9
Ronnie DeGray	35	4-11	9-12	10	3	0	17
Charlie Melvin	18	1-1	1-2	5	2	0	3
Howard Frier	29	2-4	0-2	4	3	4	4
Marlon Hughes	35	4-17	6-7	1	4	1	17
Will Smith	9	1-4	0-0	0	1	0	2
Micah Bell	6	0-3	3-4	0	0	0	3
Dwight Jones	8	1-2	0-0	0	2	1	3
Ernest Renfro	7	0-0	0-0	2	0	0	0
Aki Thomas	28	5-7	2-4	4	4	1	14
Team				3			
Totals	200	20-63	25-37	36	22	9	72

Huskies	min	fg-fga	ft-fta	rb	pf	a	tp
Larry Florence	22	4-8	4-7	5	5	3	12
Andy Markowski	31	7-11	0-0	11	3	5	14
Venson Hamilton	25	5-8	2-3	12	5	1	12
Tyronn Lue	38	11-18	6-9	5	5	4	30
Cookie Belcher	28	5-11	1-3	6	3	5	11
Rodney Williams	1	0-0	0-0	0	0	0	0
Chad Johnson	18	2-4	0-1	8	3	1	4
Michael Johnette	1	0-2	0-0	0	0	0	0
Troy Piatkowski	23	1-4	0-0	0	3	2	2
Ryan Phifer	1	0-1	0-0	0	0	0	0
Chad Burbach	1	0-0	0-0	0	0	0	0
Brant Harriman	11	1-2	0-0	2	1	0	2
Team				5			
Totals	200	36-69	13-23	54	28	21	87

Colorado				27	45	--	72
Nebraska				42	45	--	87

3-point goals: Colorado 7-25 (Hughes 3-10, Thomas 2-4, Price 1-7, Jones 1-2, Bell 0-1, Smith 0-1), Nebraska 2-9 (Lue 2-5, Belcher 0-2, Piatkowski 0-2). **FG%:** Colorado 31.7, Nebraska 52.2. **FT%:** Colorado 67.6, Nebraska 56.5. **Turnovers:** Colorado 18, Nebraska 21. **Blocked shots:** Colorado 5 (DeGray 2), Nebraska 6 (Markowski, Piatkowski 2). **Steals:** Colorado 9 (Hughes 3), Nebraska 13 (Lue 5). **Technical fouls:** None. **Officials:** Rutledge, Range, Tanner. **Attendance:** 8,807.

Game Notes: Tyronn Lue reached 30 points for the third time on the season and the sixth time in his career...Andy Markowski recorded his second double-double with 14 points and 11 rebounds...his 14 points were his most since scoring 16 points in the season opener...Nebraska had two players with double-doubles for the second time in 1997-98 as Venson Hamilton had 12 points and grabbed 12 boards...NU has now won 15 of the last 16 meetings with CU in Lincoln...Colorado was the fifth team Nebraska held to 33 percent or less from the floor...NU committed a season-high 28 personal fouls and tied its season high with 24 turnovers...the Huskers won their ninth straight game when scoring 80 or more points.



Larry Florence was Nebraska's fourth-leading scorer at 8.9 points per game and earned a reputation as one of the Big 12's toughest defenders.

Game No. 17**Nebraska 53, Oklahoma 43**

Jan. 18--at Lincoln, Neb.--at Bob Devaney Sports Center

Sooners	min	fg-fga	ft-fta	rb	pf	a	tp
Eduardo Najera	34	2-9	1-2	8	2	0	5
Ryan Humphrey	30	3-9	1-2	13	3	0	7
Renzi Stone	31	0-2	0-0	5	1	0	0
Michael Johnson	39	2-9	0-0	2	4	5	4
Corey Brewer	38	7-17	3-8	7	5	2	20
Eric Martin	13	0-3	0-0	2	2	2	0
Alex Spaulding	1	0-0	0-0	0	0	0	0
Robert Allison	14	2-4	1-2	0	2	0	7
Team				2			
Totals	200	16-53	6-14	39	19	9	43

Huskies	min	fg-fga	ft-fta	rb	pf	a	tp
Larry Florence	28	3-12	0-2	2	2	1	7
Andy Markowski	39	1-5	0-0	15	3	4	2
Venson Hamilton	34	3-10	0-2	13	3	0	6
Tyronn Lue	38	6-15	8-9	5	2	4	24
Cookie Belcher	20	2-5	1-2	1	3	3	5
Chad Johnson	13	0-2	0-0	2	1	0	0
Troy Piatkowski	21	3-5	0-0	1	0	0	9
Brant Harriman	7	0-1	0-0	3	0	0	0
Team				2			
Totals	200	18-55	9-15	44	14	12	53

Oklahoma				22	21	--	43
Nebraska				26	27	--	53

3-point goals: Oklahoma 5-16 (Allison 2-3, Brewer 3-8, Najera 0-1, Johnson 0-4), Nebraska 8-15 (Florence 1-1, Piatkowski 3-4, Lue 4-8, Belcher 0-2). **FG%:** Oklahoma 30.2; Nebraska 32.7. **FT%:** Oklahoma 42.9; Nebraska 60.0. **Turnovers:** Oklahoma 23; Nebraska 17. **Blocked shots:** Oklahoma 9 (Humphrey 7); Nebraska 6 (Hamilton 4). **Steals:** Oklahoma 4 (Najera 2); Nebraska 11 (Hamilton 4). **Technical fouls:** OU-Najera. **Officials:** Hillary, Bair, Paparo. **Attendance:** 10,823.

Game Notes: Nebraska went 3-1 in league play for the third straight season...Lue scored 15 of NU's final 18 points and reached double figures for the 34th straight game...Andy Markowski grabbed a career-high 15 boards...OU's 43 points were an opponent season-low, the fewest by an NU opponent since Delaware State scored 41 on Dec. 20, 1995 and the fewest by a league opponent in 14 seasons...NU's 53 points is the fewest it had scored in a victory in 420 games, dating back to a 1984-85 win over Wisconsin.

Game No. 18**Texas 105, Nebraska 91**

Jan. 21--at Austin, Texas--Erwin Center

Huskies	min	fg-fga	ft-fta	rb	pf	a	tp
Larry Florence	24	6-13	4-7	3	1	0	16
Andy Markowski	35	7-14	3-4	8	4	3	17
Venson Hamilton	25	3-6	2-4	4	3	1	8
Tyronn Lue	40	8-17	2-3	7	1	9	23
Cookie Belcher	34	7-13	5-7	5	3	5	19
Chad Johnson	14	1-2	0-0	3	2	1	2
Troy Piatkowski	19	2-7	0-0	2	5	4	4
Brant Harriman	9	1-3	0-0	1	2	0	2
Team				3			
Totals	200	35-75	16-25	36	21	23	91

Longhorns	min	fg-fga	ft-fta	rb	pf	a	tp
Nnadubem Muoneke	35	5-11	3-4	5	2	6	13
Kris Clack	36	7-13	5-11	9	5	5	22
Chris Mihm	29	12-16	5-9	7	5	0	29
DeJaun Vasquez	26	5-9	2-2	8	3	8	14
Luke Axtell	32	8-13	3-3	8	0	2	25
Brandy Perryman	10	0-1	0-0	1	1	1	0
Bernard Smith	15	0-2	0-0	2	0	4	0
Ira Clark	13	0-2	2-2	5	4	0	2
Marlon Drakes	4	0-0	0-0	1	0	0	0
Team				0			
Totals	200	37-67	20-31	46	20	26	105

Nebraska				44	47	--	91
Texas				43	62	--	105

3-point goals: Nebraska 5-15 (Lue 5-9, Belcher 0-2, Piatkowski 0-4), Texas 11-21 (Axtell 6-8, Clack 3-5, Vasquez 2-5, Muoneke 0-1, Perryman 0-1, Smith 0-1). **FG%:** Nebraska 46.7, Texas 55.2. **FT%:** Nebraska 64.0, Texas 64.5. **Turnovers:** Nebraska 5, Oklahoma 13. **Blocked shots:** Nebraska 3 (Hamilton 2), Texas 9 (Mihm 5). **Steals:** Nebraska 9 (Johnson, Piatkowski 2), Texas 2 (Mihm, Vasquez 2). **Technical fouls:** None. **Officials:** Welmer, Harrington, Kennedy. **Attendance:** 12,882.

Game Notes: Texas' 105 points were an opponent season high and the most by a Husker foe since Oklahoma scored 117 points in a triple overtime game in January of 1996...it also marked the first time an opponent had scored 100 or more points since that game...Texas was the first team to have three 20-point scorers since that Oklahoma game...Nebraska's 91 points were a season high and the first time NU had reached 90 since the 1996 NIT semifinals...the Huskers lost for the first time in 10 games when scoring 80 or more points...Tyronn Lue scored 23 points and moved into the top 10 in career scoring at Nebraska...Andy Markowski scored a career-high 17 points...NU attempted a season-high 75 shots...the Huskers have lost all five games with Texas in Austin...NU's five turnovers were a season and Nee-era low and just one off the school record.

Game No. 19

Nebraska 63, Iowa State 49

Jan. 24--at Lincoln, Neb.--Bob Devaney Sports Center

Cyclones	min	fg-fga	ft-fta	rb	pf	a	tp
Marcus Fizer	34	4-12	5-6	7	2	0	13
Stevie Johnson	26	5-10	1-2	4	0	1	11
Klay Edwards	31	2-6	2-6	7	3	0	6
Brad Johnson	32	2-5	0-0	1	4	0	5
Lee Love	39	1-7	0-0	5	2	6	3
Matt Knoll	2	0-1	0-0	0	1	0	0
Delvin Washington	1	0-1	0-0	0	0	0	0
Martin Rancik	18	3-6	0-0	2	2	0	8
Paris Corner	1	1-1	0-0	1	1	1	3
Jerry Curry	5	0-2	0-0	0	0	0	0
Paul Shirley	11	0-1	0-0	1	2	0	0
Team				3			
Totals	200	18-52	8-14	31	17	9	49

Huskers	min	fg-fga	ft-fta	rb	pf	a	tp
Larry Florence	33	2-9	1-2	3	4	1	5
Andy Markowski	31	0-4	1-5	9	3	3	1
Venson Hamilton	35	6-11	1-1	11	2	2	13
Tyronn Lue	38	9-21	2-2	5	0	3	24
Cookie Belcher	35	5-10	5-6	10	2	2	15
Chad Johnson	10	1-2	1-2	3	1	0	3
Troy Piatkowski	10	1-1	0-0	0	1	1	2
Brant Harriman	8	0-0	0-0	3	0	0	0
Team				1			
Totals	200	24-58	11-18	45	13	12	63

Iowa State 22 27 -- 49
Nebraska 29 34 -- 63
3-point goals: Iowa State 5-15 (Corner 1-1, Rancik 2-4, Johnson 1-3, Love 1-4, Knoll 0-1, Curry 0-2), Nebraska 4-7 (Lue 4-7). **FG %:** Iowa State 34.6, Nebraska 41.4. **FT %:** Iowa State 57.1, Nebraska 61.1. **Turnovers:** Iowa State 9, Nebraska 8. **Blocked shots:** Iowa State 3 (three with one), Nebraska 5 (Hamilton 4). **Steals:** Iowa State 3 (three with one), Nebraska 6 (Belcher 3). **Technical fouls:** None. **Officials:** Rutledge, Hall, Kennedy. **Attendance:** 10,565.

Game Notes: Nebraska never trailed in the game...NU ended Iowa State's three-game winning streak at the Devaney Center...Nebraska improved to 10-0 at home for the first time in 15 seasons...Nebraska had 10 or fewer turnovers for the second straight game with eight...Cookie Belcher had his first career double-double with 15 points and 10 rebounds...Nebraska held two conference opponents to less than 50 points for the first time in 14 seasons.

Game No. 20

Kansas State 72, Nebraska 49

Jan. 28--at Manhattan, Kan.--Bramlage Coliseum

Huskers	min	fg-fga	ft-fta	rb	pf	a	tp
Larry Florence	19	2-8	0-0	4	4	1	4
Andy Markowski	30	1-7	0-2	5	3	2	2
Venson Hamilton	32	6-9	3-7	10	4	1	15
Tyronn Lue	35	3-14	0-1	2	0	5	7
Cookie Belcher	24	4-13	1-2	6	3	1	10
Troy Piatkowski	22	2-4	0-0	3	1	1	5
Chad Johnson	20	3-6	0-0	2	1	2	6
Brant Harriman	11	0-0	0-0	2	0	0	0
Ryan Phifer	3	0-2	0-0	0	0	1	0
Team				1			
Totals	200	21-63	4-12	35	16	14	49

Wildcats	min	fg-fga	ft-fta	rb	pf	a	tp
Manny Dies	24	4-10	3-5	10	2	3	11
Josh Reid	17	2-6	0-0	2	0	0	6
Shawn Rhodes	29	7-9	0-0	3	4	3	16
Aaron Swartzendruber	32	1-6	0-0	10	0	9	3
Duane Davis	21	3-7	2-2	0	4	3	11
Ty Sims	14	1-4	0-0	4	0	1	2

Ayome May	21	4-6	4-4	4	3	2	12
Chris Griffin	14	1-1	0-0	0	0	2	2
Pero Vasiljevic	8	3-6	0-1	4	2	1	6
Adam Lopez	8	1-4	0-0	0	0	2	3
Joe Leonard	3	0-1	0-0	1	0	0	0
Jay Heidrick	1	0-0	0-0	0	1	0	0
David Ries	1	0-0	0-0	0	0	0	0
Team				4			
Totals	200	27-60	9-12	44	16	26	72

Nebraska	30	19	--	49
Kansas State	37	35	--	72

3-point goals: Nebraska 3-12 (Piatkowski 1-3, Lue 1-4, Belcher 1-4, Phifer 0-1), Kansas State 9-18 (Rhodes 2-2, Davis 3-5, Reid 2-5, Swartzendruber 1-2, Lopez 1-3, Vasiljevic 0-1). **FG %:** Nebraska 33.3, Kansas State 45.0. **FT %:** Nebraska 33.3, Kansas State 75.0. **Turnovers:** Nebraska 19, Kansas State 19. **Blocked shots:** Nebraska 3 (Hamilton 2), Kansas State 5 (Dies, Rhodes 2). **Steals:** Nebraska 10 (Belcher 4), Kansas State 12 (Swartzendruber 5). **Technical fouls:** None. **Officials:** Paparo, Tanner, Kaster. **Attendance:** 9,050.

Game Notes: Nebraska hit just 20 percent from the field in the second half (8-41)...the Huskers lost for the fourth straight season in Manhattan...NU's 49 points were a season low and the fewest the Huskers had scored in 91 games...the Huskers' 19 second-half points and 33 percent shooting were also season lows...NU had 19 turnovers, 14 in the first half, after combining for just 13 in the two previous games.

Game No. 21

Kansas 82, Nebraska 71

Feb. 2--at Lincoln, Neb.--Bob Devaney Sports Center

Jayhawks	min	fg-fga	ft-fta	rb	pf	a	tp
Paul Pierce	33	9-18	8-8	7	3	3	27
Raef LaFrentz	29	8-15	8-12	13	4	0	25
T.J. Pugh	30	1-4	0-0	4	5	2	2
Ryan Robertson	24	1-3	1-2	4	3	11	3
Billy Thomas	31	4-11	0-2	5	1	1	10
Lester Earl	10	0-1	0-0	3	2	1	0
Kenny Gregory	10	1-4	2-2	0	1	0	5
Nick Bradford	7	0-1	2-2	0	1	0	2
C.B. McGrath	17	2-2	0-0	0	2	1	4
Eric Chenowith	9	2-2	0-0	2	1	1	4
Team				2			
Totals	200	28-61	21-28	40	23	20	82

Huskers	min	fg-fga	ft-fta	rb	pf	a	tp
Larry Florence	26	3-7	3-4	6	2	0	9
Andy Markowski	24	1-3	2-5	5	3	0	4
Venson Hamilton	33	4-11	4-8	14	5	3	12
Tyronn Lue	36	5-17	3-3	5	2	5	17
Cookie Belcher	34	2-8	3-6	4	5	7	7
Chad Johnson	15	1-5	2-2	4	3	3	4
Troy Piatkowski	25	6-10	1-1	5	1	2	18
Brant Harriman	7	0-0	0-0	0	1	0	0
Team				1			
Totals	200	22-61	18-29	44	22	20	71

Kansas	36	46	--	82
Nebraska	31	40	--	71

3-point goals: Kansas 5-18 (LaFrentz 1-1, Thomas 2-8, Gregory 1-2, Pierce 1-5, Robertson 0-2), Nebraska 9-16 (Piatkowski 5-8, Lue 4-7). **FG %:** Kansas 45.9, Nebraska 36.1. **FT %:** Kansas 75.0, Nebraska 62.1. **Turnovers:** Kansas 11, Nebraska 15. **Blocked shots:** Kansas 5 (Pierce, LaFrentz 2), Nebraska 2 (Hamilton, Belcher 1). **Steals:** Kansas 8 (Pierce 3), Nebraska 6 (Hamilton 3). **Technical fouls:** None. **Officials:** O'Neill, Kennedy, Hightower. **Attendance:** 14,484.

Game Notes: Nebraska lost for the first time in 11 home games and had its 11-game home winning streak snapped...Kansas has won four straight games in Lincoln and eight in a row overall in the NU-KU series...the crowd of 14,484 was a Devaney Center season high...Troy Piatkowski scored a career-high 18 points, including 5-8 from three-point range...Nebraska lost for the 13th straight game and for the 19th time in 20 games when the opposition scores 80 or more points.

Game No. 22

Missouri 81, Nebraska 76, OT

Feb. 4--at Columbia, Mo.--Hearnes Center

Huskies	min	fg-fga	ft-fta	rb	pf	a	tp
Larry Florence	37	9-13	1-2	4	5	1	19
Andy Markowski	28	3-5	0-0	3	5	1	6
Venson Hamilton	33	4-6	1-1	9	5	3	9
Tyronn Lue	43	11-27	3-4	7	2	6	26
Cookie Belcher	40	3-10	2-3	3	2	5	8
Chad Johnson	22	2-6	0-2	4	2	1	4
Troy Piatkowski	13	1-2	2-2	1	3	1	4
Brant Harriman	9	0-0	0-0	2	2	0	0
Team				8			
Totals	225	33-69	9-14	41	26	18	76

Tigers	min	fg-fga	ft-fta	rb	pf	a	tp
John Woods	22	2-11	2-2	2	2	0	7
Kelly Thames	42	5-14	7-10	7	2	3	19
Monte Hardge	32	7-10	3-11	15	1	1	17
Brain Grawer	23	1-4	2-2	2	2	3	5
Jeff Hafer	31	0-3	2-2	2	2	0	2
Tyron Lee	33	7-15	6-7	5	2	2	23
Tate Decker	4	0-0	0-0	0	0	0	0
Dibi Ray	22	0-1	1-2	1	4	5	1
Johnnie Parker	6	2-2	0-0	3	0	0	5
Albert White	10	1-1	0-0	1	0	0	2
Team				2			
Totals	225	25-61	23-36	40	15	14	81

Nebraska		30	38	8	--	76
Missouri		43	25	13	--	81

3-point goals: Nebraska 1-11 (Lue 1-7, Belcher 0-4), Missouri 8-23 (Parker 1-1, Lee 3-11, Thames 2-5, Grawer 1-4, Woods 1-6, Hafer 1-4). **FG %:** Nebraska 47.8, Missouri 41.0. **FT %:** Nebraska 64.3, Missouri 63.9. **Turnovers:** Nebraska 20, Missouri 17. **Blocked shots:** Nebraska 4 (four with one), Missouri 3 (three with one). **Steals:** Nebraska 9 (Belcher 3), Missouri 8 (Ray 4). **Technical fouls:** None. **Officials:** Welmer, Chrisman, White. **Attendance:** 13,300.



Danny Nee directed Nebraska to postseason play for the eighth straight year and the 10th time in 12 seasons as head coach.

Game Notes: The five-point victory margin for Missouri was the largest by either team in the last six meetings in Columbia...those six games have been decided by a total of 13 points...the game was NU's first overtime contest of the season and the first between Nebraska and Missouri since an NU win in Lincoln in 1992-93...Larry Florence's 19 points were one point off his career high...Lue passed Jack Moore and moved into fourth place on the Husker career assists chart...NU's 48 percent shooting was its best in seven games...Lue attempted a career-high 27 field goals.

Game No. 23

Kansas State 69, Nebraska 63

Feb. 7--at Lincoln, Neb.--Bob Devaney Sports Center

Wildcats	min	fg-fga	ft-fta	rb	pf	a	tp
Manny Dies	22	4-6	2-3	4	3	0	10
Marcus McCoolough	16	4-4	0-2	4	1	2	8
Shawn Rhodes	36	4-9	0-0	10	3	2	9
Aaron Swartzendruber	28	4-12	0-0	5	2	6	11
Duane Davis	22	3-7	0-1	2	2	4	8
Pero Vasilijevic	4	1-2	0-0	2	0	1	2
Chris Griffin	10	1-1	0-2	1	2	0	3
Adam Lopez	8	1-1	0-0	0	0	1	2
Ayome May	18	0-3	0-0	2	2	0	0
Josh Reid	18	5-13	0-0	7	0	1	12
Joe Leonard	1	0-0	0-0	0	0	0	0
Ty Sims	17	2-3	0-0	3	1	1	4
Team				2			
Totals	200	29-61	2-8	42	16	18	69

Huskies	min	fg-fga	ft-fta	rb	pf	a	tp
Larry Florence	29	3-7	2-3	8	1	1	8
Andy Markowski	34	3-8	0-0	6	3	4	6
Venson Hamilton	33	3-6	1-3	8	5	1	7
Tyronn Lue	35	6-16	2-2	1	2	8	16
Cookie Belcher	28	2-6	1-4	2	1	1	5
Chad Johnson	9	2-3	0-0	1	0	0	4
Troy Piatkowski	28	6-11	0-1	5	1	3	17
Brant Harriman	4	0-0	0-0	0	2	0	0
Team				0			
Totals	200	25-57	6-13	31	15	18	63

Kansas State		34	35	--	69
Nebraska		39	24	--	63

3-point goals: Kansas State 9-24 (Griffin 1-1, Swartzendruber 3-8, Davis 2-6, Reid 2-6, Rhodes 1-2, May 0-1), Nebraska 7-18 (Piatkowski 5-9, Lue 2-6, Belcher 0-3). **FG %:** Kansas State 47.5; Nebraska 43.9. **FT %:** Kansas State 25.0; Nebraska 46.2. **Turnovers:** Kansas State 14, Nebraska 19. **Blocked shots:** Kansas State 2 (May, Rhodes 1); Nebraska 2 (Hamilton, Piatkowski 1). **Steals:** Kansas State 10 (Swartzendruber 3); Nebraska 11 (Hamilton 5). **Technical fouls:** None. **Officials:** Hall, Sitton, Pollard. **Attendance:** 10,730.

Game Notes: Nebraska dropped back-to-back home games for the first time since losing to Oklahoma State and Oklahoma in the 1995-96 season...Kansas State broke a four-game losing streak in the Devaney Sports Center...for only the second time on the season, Venson Hamilton went consecutive games without a double-double...for the third straight conference season, Nebraska had a four-game losing streak.

Game No. 24

Nebraska 75, Texas A&M 58

Feb. 11--at College Station, Texas--G. Rollie White Coliseum

Huskies	min	fg-fga	ft-fta	rb	pf	a	tp
Larry Florence	26	6-10	3-4	9	2	0	15
Chad Johnson	25	1-6	1-2	2	2	3	3
Venson Hamilton	24	2-4	2-4	9	3	2	6
Tyronn Lue	33	8-17	3-4	5	3	3	23
Cookie Belcher	31	4-8	0-0	3	2	5	9
Troy Piatkowski	22	1-4	2-2	2	2	3	4
Andy Markowski	23	4-8	0-0	6	3	2	8
Brant Harriman	16	2-3	3-3	3	1	0	7
Team				4			
Totals	200	28-60	14-19	43	18	18	75

Aggies	min	fg-fga	ft-fta	rb	pf	a	tp
Shanne Jones	34	3-8	4-6	4	3	0	10
Jerald Brown	13	0-4	0-0	2	1	0	0
Larry Thompson	16	0-3	1-2	2	2	0	1
Brian Barone	40	3-7	0-3	1	4	9	7
Steve Houston	37	5-11	0-0	4	1	2	14
Michael Schmidt	30	4-11	4-4	4	1	3	15
Aaron Jack	20	2-5	2-4	4	4	0	6
Chris Richards	10	2-3	2-2	1	0	1	6
Team				6			
Totals	200	19-52	13-21	28	16	15	58

Nebraska	36	39	--	75
Texas A&M	30	28	--	58

3-point goals: Nebraska 5-16 (Lue 4-11, Belcher 1-2, Piatkowski 0-3), Texas A&M 7-13 (Houston 3-5, Schmidt 3-5, Barone 1-2, Brown 0-1). **FG%:** Nebraska 46.7, Texas A&M 36.5. **FT%:** Nebraska 73.7, Texas A&M 61.9. **Turnovers:** Nebraska 21, Texas A&M 21. **Blocked shots:** Nebraska 6 (Hamilton, Harriman 2), Texas A&M 4 (Jack 2). **Steals:** Nebraska 13 (Belcher 4), Texas A&M 13 (Barone 4). **Technical fouls:** None. **Officials:** Janssen, Allen, Higgins. **Attendance:** 2,560.

Game Notes: NU ended a four-game losing streak and a three-game skid on the road...the Huskers improved to 5-1 all-time against Texas A&M...NU picked up its second league road win, the first time the Huskers had won more than one league road game in three seasons...NU's 17-point win was its largest conference road win since an 80-59 win at Kansas State in 1992-93...NU shuffled its starting lineup for the first time since the Vanderbilt game, inserting freshman Chad Johnson into the lineup in place of Andy Markowski.

Game No. 25
Nebraska 66, Baylor 55

Feb. 16--at Lincoln, Neb.--Bob Devaney Sports Center

Bears	min	fg-fga	ft-fta	rb	pf	a	tp
Leon Morris	34	2-8	2-2	8	3	3	7
Gabe Ramirez	32	4-10	2-2	2	4	2	13
Brian Skinner	36	6-8	3-6	10	1	0	15
Patrick Hunter	35	1-13	0-0	5	3	7	3
Rodrick Miller	38	4-15	0-0	6	4	1	12
B.J. Sellers	5	0-1	0-0	0	0	0	0
David Jones	1	0-0	0-0	0	1	0	0
Jamie Kendrick	8	1-4	1-1	3	1	0	3
John Perkins	7	0-1	0-0	1	0	0	0
Kish Lewis	4	1-2	0-0	1	1	0	2
Team				3			
Totals	200	19-62	8-11	39	19	13	55

Huskers	min	fg-fga	ft-fta	rb	pf	a	tp
Chad Johnson	16	2-4	3	1	2	6	
Cookie Belcher	36	3-7	2-2	3	3	3	8
Venson Hamilton	26	6-10	0-1	10	3	2	12
Larry Florence	22	5-9	0-0	1	1	1	10
Tyrone Lue	33	6-12	9-13	9	2	3	21
Troy Piatkowski	25	1-5	1-2	4	0	1	3
Andy Markowski	26	3-5	0-2	5	3	1	6
Brant Harriman	16	0-0	0-0	1	1	0	0
Team				2			
Totals	200	26-52	14-24	38	14	13	66

Baylor	33	22	--	55
Nebraska	28	38	--	66

3-point goals: Baylor 9-37 (Miller 4-14, Ramirez 3-7, Morris 1-5, Hunter 1-9, Perkins 0-1), Nebraska 0-8. **FG%:** Baylor 30.6, Nebraska 50.0. **FT%:** Baylor 72.7, Nebraska 58.3. **Turnovers:** Baylor 19, Nebraska 16. **Blocked shots:** Baylor 4 (Skinner 4), Nebraska 4 (Hamilton 2). **Steals:** Baylor 9 (Hunter, Skinner 3), Nebraska 10 (Lue 4). **Technical fouls:** None. **Officials:** Paparo, Pyatt, Groom. **Attendance:** 10,103.

Game Notes: Baylor's 37 three-point attempts were the most ever by a Nebraska opponent...the Huskers hit no 3-pointers for the first time on the season and for the first time in 89 games overall...NU went on a 21-0 run in the second half to erase a 10-point Baylor lead...Nebraska held Baylor without a point for 8:18 and without a field goal for 12:49...NU shot 50 percent from the floor for the first time since hitting 52.2 percent at Oklahoma State...Baylor's 30.6 percent shooting was the worst by an opponent since OU hit 30.2 percent on Jan. 18 and the seventh time on the year Nebraska held an opponent to 33 percent or less from the floor...the Huskers held the opposition to less than 60 points for the ninth time on the year and the fourth time in league play.

Game No. 26
Nebraska 67, Missouri 66 (OT)

Feb. 18--at Lincoln, Neb.--Bob Devaney Sports Center

Tigers	min	fg-fga	ft-fta	rb	pf	a	tp
Jeff Hafer	38	5-6	0-0	7	2	1	10
Kelly Thames	27	2-9	5-7	6	4	1	9
Monte Hardge	31	5-11	4-7	12	5	1	14
Brian Grawer	9	0-0	0-0	2	0	3	0
John Woods	32	6-21	0-0	8	2	1	14
Tyon Lee	19	1-6	0-0	4	2	3	3
Dibi Ray	36	1-3	4-7	4	0	6	7
Johnnie Parker	6	0-2	0-0	1	0	0	0
Albert White	27	4-12	1-1	4	3	1	9
Team				3			
Totals	225	24-70	14-22	51	18	17	66

Huskers	min	fg-fga	ft-fta	rb	pf	a	tp
Larry Florence	30	3-7	0-1	3	0	4	6
Chad Johnson	28	2-6	2-3	7	3	1	6
Venson Hamilton	37	2-4	0-1	8	4	4	4
Tyrone Lue	42	10-27	1-3	5	4	1	24
Cookie Belcher	39	8-12	1-2	8	1	5	19
Troy Piatkowski	17	0-2	0-0	1	1	0	0
Andy Markowski	15	0-2	2-4	5	2	0	2
Brant Harriman	17	1-2	4-4	6	3	0	6
Team				1			
Totals	225	26-62	10-18	44	18	15	67

Missouri	29	30	7	--	66
Nebraska	34	25	8	--	67

3-point goals: Missouri 4-20 (Woods 2-12, Ray 1-3, Lee 1-4, White 0-1); Nebraska 5-13 (Lue 3-8, Belcher 2-4, Piatkowski 0-1). **FG%:** Missouri 34.3; Nebraska 41.9. **FT%:** Missouri 63.6; Nebraska 55.6. **Turnovers:** Missouri 19; Nebraska 15. **Blocked shots:** Missouri 2 (Hafer, Hardge 1); Nebraska 7 (Hamilton, Johnson 2). **Steals:** Missouri 14 (Hafer 6); Nebraska 14 (Belcher 4). **Technical fouls:** None. **Officials:** Lembo, Zetcher, Thornley. **Attendance:** 10,854.

Game Notes: Nebraska held its seventh league opponent to 37 percent or less from the field and has won all seven games...Nebraska and Missouri have split the season series each of the last four years and the Huskers have won three straight over the Tigers in Lincoln...both Nebraska-Missouri games went into overtime, the second time in three seasons the Huskers have played two overtime games against a single opponent in one season, as Nebraska and Oklahoma went to overtime in both meetings in 1995-96.

Game No. 27
Nebraska 79, Colorado 71

Feb. 21--at Boulder, Colo.--Coors Event Center

Huskers	min	fg-fga	ft-fta	rb	pf	a	tp
Larry Florence	23	3-6	2-2	1	4	0	8
Chad Johnson	22	5-8	1-1	5	1	1	11
Venson Hamilton	29	5-13	2-4	11	2	2	12
Tyrone Lue	37	12-20	5-5	4	1	4	31
Cookie Belcher	31	1-6	1-2	6	2	3	4
Troy Piatkowski	23	3-5	2-4	2	2	3	10
Andy Markowski	24	1-4	1-2	7	4	0	3
Brant Harriman	11	0-3	0-0	5	4	0	0
Team				6			
Totals	200	30-65	14-20	47	20	13	79

Buffaloes	min	fg-fga	ft-fta	rb	pf	a	tp
Kenny Price	31	3-12	0-0	2	1	4	9
Ronnie DeGray	28	6-11	5-8	11	4	0	17
Charlie Melvin	31	3-9	2-2	9	1	2	8
Howard Frier	19	1-4	0-0	4	3	4	2
Marlon Hughes	25	2-9	2-2	5	4	1	6
Will Smith	14	2-10	1-4	3	1	4	5
Micah Bell	5	0-0	1-3	0	0	1	1
Dwight Jones	22	6-11	0-0	2	4	3	15
Ernest Renfroe	7	0-2	0-2	2	0	0	0
Aki Thomas	8	0-2	3-4	2	1	0	3
Jamahl Mosley	10	2-4	1-2	5	0	0	5
Team				1			
Totals	200	25-74	15-27	46	19	19	71

Nebraska	35	44	--	79
Colorado	22	49	--	71

3-point goals: Nebraska 5-13 (Piatkowski 2-4, Lue 2-5, Belcher 1-4), Colorado 6-29 (Jones 3-8, Price 3-11, Thomas 0-1). **FG%:** Nebraska 46.2, Colorado 33.8. **FT%:** Nebraska 70.0, Colorado 55.6. **Turnovers:** Nebraska 17, Colorado 13. **Blocked shots:** Nebraska 10 (Belcher 4), Colorado 8 (Melvin 6). **Steals:** Nebraska 10 (Lue 4), Colorado 7 (Hughes 2). **Technical fouls:** None. **Officials:** Hooker, Randall, Shoulders. **Attendance:** 5,802.

Game Notes: Nebraska won four straight league games for the first time since a six-game winning streak in the 1980-81 season...NU also won consecutive league road games for the first time in five seasons and locked up a .500 or better conference record for the first time in four years...the win also gave Nebraska a sweep of the season series with Colorado for the first time since the 1992-93 season...Tyrone Lue scored 31 points, his most in a conference game, the second time this season he had scored 30 or more points against CU and his fourth 30-point game overall this year...it was Lue's seventh career 30-point game, tying him with Dave Hoppen for most 30-point games in school history...Chad Johnson tied his career high with 11 points.

Game No. 28**Nebraska 82, Texas Tech 65**

Feb. 25--at Lincoln, Neb.--Bob Devaney Sports Center

Red Raiders	min	fg-fga	ft-fta	rb	pf	a	tp
Cliff Owens	21	5-6	0-0	10	2	0	10
Cory Carr	33	4-13	7-11	5	1	5	19
Johnny Phillips	24	2-4	1-3	4	1	0	5
Rayford Young	30	1-7	1-2	0	3	4	4
Stan Bonewitz	31	4-11	0-0	4	3	3	12
Brock Barnes	14	0-1	2-2	4	2	2	2
Andrew Patterson	3	1-1	0-0	0	0	0	2
Da'Mon Roberts	16	0-1	3-5	3	5	0	3
Archie Myers	12	1-2	2-4	1	2	2	4
Ross Charmichael	16	2-3	0-2	3	1	0	4
Team				4			
Totals	200	20-49	16-29	38	20	16	65

Huskers	min	fg-fga	ft-fta	rb	pf	a	tp
Larry Florence	25	4-8	1-2	6	3	1	9
Chad Johnson	26	3-6	3-3	6	0	2	9
Venson Hamilton	27	3-7	3-4	8	3	2	9
Tyronn Lue	34	8-17	3-4	5	5	7	23
Cookie Belcher	31	4-9	2-4	3	4	3	12
Rodney Williams	2	0-0	0-0	0	1	1	0
Michael Johnette	3	1-2	1-1	0	0	0	3
Troy Piatkowski	13	1-1	0-0	0	0	2	2
Ryan Phifer	3	1-1	0-0	0	0	0	3
Chad Burbach	3	0-1	0-2	0	0	0	0
Andy Markowski	19	3-6	2-4	3	2	1	8
Kyle Mann	1	0-0	0-0	1	2	0	0
Brant Harriman	13	2-3	0-0	5	2	0	4
Team				1			
Totals	200	30-61	15-24	38	22	19	82

Texas Tech				24	41	--	65
Nebraska				42	40	--	82

3-point goals: Texas Tech 9-23 (Carr 4-9, Bonewitz 4-9, Young 1-3, Barnes 0-1, Myers 0-1), Nebraska 7-14 (Lue 4-7, Belcher 2-5, Phifer 1-1, Johnette 0-1). **FG %:** Texas Tech 40.8, Nebraska 49.2. **FT %:** Texas Tech 55.2, Nebraska 62.5. **Turnovers:** Texas Tech 23, Nebraska 15. **Blocked shots:** Texas Tech 1 (Young 1), Nebraska 7 (Johnson 3). **Steals:** Texas Tech 9 (Barnes 4), Nebraska 17 (three with four). **Technical fouls:** None. **Officials:** Jackson, Bosone, Fouser. **Attendance:** 10,694.

Game Notes: Nebraska assured itself of finishing above .500 in league play for the first time in five seasons...the Huskers finished 13-2 at home, their best record at the Devaney Center since a 14-2 record in 1991-92...Lue moved into seventh place on the career scoring list at NU and scored 20 or more points for the fifth straight game and the 10th time in Big 12 play.



Freshman forward Chad Johnson started Nebraska's last nine games and played a major role in the team's run to the NCAA Tournament.

Game No. 29**Nebraska 70, Iowa State 62**

Feb. 28--at Ames, Iowa--Hilton Coliseum

Huskers	min	fg-fga	ft-fta	rb	pf	a	tp
Larry Florence	3	1-1	0-0	0	0	0	2
Chad Johnson	27	1-7	2-4	2	2	1	4
Venson Hamilton	18	4-4	0-0	7	4	0	8
Tyronn Lue	39	11-17	2-2	3	0	9	24
Cookie Belcher	34	8-11	2-5	3	5	2	21
Troy Piatkowski	31	1-5	0-0	7	1	0	3
Ryan Phifer	1	0-0	0-0	0	0	0	0
Andy Markowski	26	2-3	1-5	4	4	3	5
Brant Harriman	21	1-2	1-4	5	1	0	3
Team				1			
Totals	200	29-50	8-20	32	17	15	70

Cyclones	min	fg-fga	ft-fta	rb	pf	a	tp
Brad Johnson	27	3-5	0-0	4	3	2	8
Paul Shirley	22	1-5	3-5	2	3	0	5
Klay Edwards	20	0-3	2-2	5	4	0	2
Paris Corner	12	2-5	1-3	1	0	2	5
Jerry Curry	27	3-9	2-2	2	1	1	11
Marcus Fizer	29	5-10	4-5	9	4	1	14
Lee Love	20	0-2	0-0	1	5	1	0
Martin Rancik	14	2-4	0-0	1	1	3	4
Stevie Johnson	29	6-9	1-1	2	1	1	13
Team				0			
Totals	200	22-52	13-18	27	22	11	62

Nebraska				31	39	--	70
Iowa State				29	33	--	62

3-point goals: Nebraska 4-8 (Belcher 3-4, Piatkowski 1-3, Lue 0-1), Iowa State 5-17 (Curry 3-9, B.Johnson 2-3, Corner 0-2, Love 0-2, S. Johnson 0-1). **FG %:** Nebraska 58.0, Iowa State 42.3. **FT %:** Nebraska 40.0, Iowa State 72.2. **Turnovers:** Nebraska 12, Iowa State 13. **Blocked shots:** Nebraska 3 (Belcher 3), Iowa State 1 (Edwards 1). **Steals:** Nebraska 9 (Lue, Belcher 3), Iowa State 6 (Fizer 2). **Technical fouls:** NU-Hamilton. **Officials:** Zetcher, Jackson, Menees. **Attendance:** 13,465.

Game Notes: NU's 19 regular-season wins were its most since a 20-9 mark in 1992-93...Nebraska finished four games over .500 in conference play for the first time since going 9-5 in the 1990-91 Big Eight campaign...NU's six-game league winning streak was its first since winning six straight in the 1980-81 Big Eight race...Nebraska won three straight league road games for the first time since 1983-84 and finished at .500 on the road in the league for the first time in 12 seasons...Nebraska won for the second straight season in Ames and for the fifth time in the last eight meetings with Iowa State at Hilton Coliseum...Tyronn Lue scored 20 of his 24 points after halftime and hit on all nine of his field-goal attempts after intermission...Lue tied his career high with nine assists and moved past Erick Strickland into third place on the Husker career assists chart...Cookie Belcher scored a season-high 21 points, one off his career high...Lue and Belcher combined for 40 or more points for the seventh time this season...Nebraska's 58 percent shooting was its second-best performance of the season.

Game No. 30**Nebraska 65, Baylor 46**

March 6--at Kansas City, Mo.--Kemper Arena

Big 12 Tournament Quarterfinals

Bears	min	fg-fga	ft-fta	rb	pf	a	tp
Roddrick Miller	35	4-15	0-0	1	2	5	9
Gabriel Ramirez	18	1-4	0-0	5	3	1	2
Brian Skinner	38	4-15	5-10	11	1	0	13
Patrick Hunter	19	2-7	0-0	3	2	1	4
Leon Morris	18	1-5	1-2	4	0	3	3
B.J. Sellers	19	0-1	0-0	2	2	1	0
David Jones	3	0-2	0-0	0	0	0	0
Grant McCasland	2	0-0	0-0	0	0	0	0
Jamie Kendrick	9	0-2	0-0	2	0	0	0
John Perkins	16	2-6	0-0	2	0	1	6
Kish Lewis	23	4-10	1-6	9	4	1	9
Team				6			
Totals	200	18-67	7-18	45	14	13	46

Huskers	min	fg-fga	ft-fta	rb	pf	a	tp
Chad Johnson	25	4-7	3-6	2	4	0	11
Andy Markowski	32	2-7	1-2	10	2	0	5
Venson Hamilton	24	3-7	0-0	9	2	0	6
Tyronn Lue	30	7-15	4-4	6	2	2	22
Cookie Belcher	33	4-9	0-0	4	3	5	11
Rodney Williams	2	0-0	0-0	0	0	0	0
Michael Johnette	2	0-0	0-0	0	0	0	0

Troy Piatkowski	25	4-10	0-0	2	1	2	8
Ryan Phifer	3	0-1	0-0	1	0	0	0
Chad Burbach	3	1-2	0-0	1	0	0	2
Brant Harriman	21	0-0	0-0	6	4	2	0
Team				2			
Totals	200	25-58	8-12	43	18	11	65

Baylor	25	21	--	46
Nebraska	37	28	--	65

3-point goals: Baylor 3-21 (Perkins 2-4, Miller 1-9, Morris 0-3, Hunter 0-2, Jones 0-2, Sellers 0-1) Nebraska 7-22 (Lue 4-9, Belcher 3-8, Piatkowski 0-4, Phifer 0-1). **FG %:** Baylor 26.9, Nebraska 43.1. **FT %:** Baylor 38.9, Nebraska 66.7. **Turnovers:** Baylor 15, Nebraska 19. **Blocked shots:** Baylor 3 (Skinner 3), Nebraska 4 (Hamilton, Harriman 2). **Steals:** Baylor 11 (Miller 4), Nebraska 8 (Lue 3). **Technical fouls:** Baylor-Ramirez, Nebraska-Hamilton. **Officials:** Welmer, O'Neill, Kaster. **Attendance:** 16,800.

Game Notes: Nebraska ended a three-game losing streak in the Big Eight/12 Tournament...NU's 19-point victory was its largest in a conference postseason tournament game at Kemper Arena and the second-largest anywhere for the Huskers in league postseason play...Lue scored 20 or more points for the seventh straight game and broke the single-season field-goal attempts record...NU held its 12th straight opponent to 50 percent or less from the field and limited its eighth opponent of the season to 33 percent or less from the floor...Chad Johnson tied his career high with 11 points.

Game No. 31

Kansas 91, Nebraska 59

March 7--at Kansas City, Mo.--Kemper Arena

Big 12 Tournament Semifinals


Huskers	min	fg-fga	ft-fta	rb	pf	a	tp
Andy Markowski	26	3-6	0-0	3	2	2	6
Chad Johnson	27	2-6	0-0	2	2	1	2
Venson Hamilton	29	0-6	2-4	9	4	3	2
Tyrone Lue	33	7-19	0-0	4	1	3	17
Cookie Belcher	31	5-15	0-0	2	2	3	12
Larry Florence	16	4-13	0-0	3	4	0	8
Mike Johnette	1	0-0	0-0	0	0	0	0
Troy Piatkowski	21	3-8	0-0	5	1	3	8
Brant Harriman	16	1-1	0-0	3	2	0	2
Team				4			
Totals	200	25-74	2-4	35	18	15	59

Jayhawks	min	fg-fga	ft-fta	rb	pf	a	tp
Paul Pierce	28	8-17	0-2	7	2	4	17
Raef LaFrentz	24	7-11	5-5	10	0	2	19
T.J. Pugh	22	2-4	3-4	2	2	2	7
Ryan Robertson	30	2-7	0-0	5	0	3	6
Kenny Gregory	24	5-10	1-2	6	0	3	11
Lester Earl	18	7-11	2-2	5	0	0	16
Terry Nooner	2	1-2	0-0	0	0	1	3
Nick Bradford	25	2-3	2-2	6	0	6	6
Jelani Janisse	1	0-0	0-0	2	0	1	0
C.B. McGrath	9	0-1	0-0	0	0	2	0
Chris Martin	1	0-1	0-0	2	0	0	0
Eric Chenoweth	16	2-5	2-4	2	3	2	6
Team				6			
Totals	200	36-72	15-21	53	7	26	91

Nebraska	23	36	--	59
Kansas	47	44	--	91

3-point goals: Nebraska 7-23 (Lue 3-10, Belcher 2-7, Piatkowski 2-6), Kansas 4-16 (Robertson 2-6, Nooner 1-2, Pierce 1-5, Gregory 0-2, McGrath 0-1). **FG %:** Nebraska 33.8, Kansas 50.0. **FT %:** Nebraska 50.0, Kansas 71.4. **Turnovers:** Nebraska 16, Kansas 14. **Blocked shots:** Nebraska 3 (Hamilton 2), Kansas 5 (LaFrentz, Chenoweth 2). **Steals:** Nebraska 9 (Belcher 4), Kansas 9 (Gregory 3). **Technical fouls:** None. **Officials:** Paparo, Bair, Bosone. **Attendance:** 17,100.

Game Notes: Nebraska lost for the ninth straight time to Kansas and for the third time in four meetings with the Jayhawks in the postseason conference tournament...Nebraska's 32-point loss was its worst of the season and most lopsided loss since a 93-53 loss at Oklahoma State in 1994-95...it was also Nebraska's worst ever loss in the conference postseason tournament...the Huskers' minus-18 rebounding margin was its worst of the season and its 33.8 percent shooting was its second poorest effort of the year...Kansas was the first team in 13 games to shoot 50 percent or better for the season.



Tyrone Lue was one of the Big 12's top free-throw shooters, knocking down 83 percent of his attempts.

Game No. 32

Arkansas 74, Nebraska 65

March 12--at Boise, Idaho--Boise State University Pavilion

NCAA West Regional First Round

Huskers	min	fg-fga	ft-fta	rb	pf	a	tp
Chad Johnson	18	1-2	0-0	0	2	0	2
Larry Florence	23	4-11	0-0	4	1	0	8
Andy Markowski	29	4-8	2-2	4	3	0	10
Tyrone Lue	37	6-14	4-4	1	3	6	18
Cookie Belcher	33	4-12	0-0	1	4	4	9
Venson Hamilton	27	6-7	2-5	10	5	2	14
Troy Piatkowski	24	2-7	0-0	3	0	2	4
Brant Harriman	9	0-0	0-0	2	0	0	0
Team				5			
Totals	200	27-61	8-11	30	18	14	65

Razorbacks	min	fg-fga	ft-fta	rb	pf	a	tp
Landis Williams	6	0-1	0-0	2	0	1	0
Sunday Adebayo	18	3-4	2-2	6	2	0	8
Nick Davis	35	3-4	2-2	3	4	0	8
Kareem Reid	37	6-12	4-6	2	2	2	17
Pat Bradley	32	5-12	4-4	0	1	0	19
Tarik Wallace	29	4-10	2-2	6	0	2	13
Ali Thompson	19	2-3	5-6	4	1	1	9
Derek Hood	13	0-2	0-0	2	3	0	0
Guy Whitney	4	0-0	0-0	2	0	0	0
Chris Walker	4	0-0	0-0	1	0	1	0
Brandon Davis	3	0-0	0-0	0	0	0	0
Team				1			
Totals	200	23-48	19-21	29	13	7	74

Nebraska	40	25	--	65
Arkansas	33	41	--	74


3-point goals: Nebraska 3-16 (Lue 2-6, Belcher 1-6, Piatkowski 0-4), Arkansas 9-20 (Bradley 5-10, Wallace 3-7, Reid 1-3). **FG %:** Nebraska 44.3, Arkansas 47.9. **FT %:** Nebraska 72.7, Arkansas 90.5. **Turnovers:** Nebraska 21, Arkansas 22. **Blocked shots:** Nebraska 2 (Hamilton, Markowski 1), Arkansas 2 (Thompson, N. Davis 1). **Steals:** Nebraska 13 (Belcher 6), Arkansas 6 (Reid, Wallace 2). **Technical fouls:** None. **Officials:** Gray, Greenwood, Hutchinson. **Attendance:** 12,159.

Game Notes: Nebraska dropped to 0-6 all-time in the NCAA Tournament, 0-5 under Danny Nee...the Huskers lost for the first time all season when leading with 5:00 left...NU had been 20-0 when leading at the five-minute mark...Venson Hamilton became Nebraska's single-season rebounding leader as his 10 boards gave him 315 in 1997-98, bettering Chuck Jura's previous school record of 305...Hamilton finished the season with 17 double-doubles...Tyrone Lue reached double figures for the 12th straight game and 51st time in his last 53 games...he finished the season with 678 points, second on the single-season scoring list and just 26 points behind Dave Hoppen's 1985 single-season record of 704 points...Nebraska's 20 wins tied for the seventh-most in school history...Nebraska failed to defeat a nationally-ranked team for the first time in eight seasons...with 13 steals, NU upped its season total to 319, breaking the previous record of 315...Cookie Belcher tied his career high with six steals, finished the season with 75 steals, third on the NU single-season chart and moved into second on the career steals list after just two seasons.

Tyronn Lue Career Recap

Tyronn Lue, 6-0, G, Mexico, Mo.

Tyronn Lue finished his career as one of the most decorated players in Nebraska basketball history. The lightning-quick point guard earned first-team All-Big 12 and honorable-mention All-America accolades as a junior. Lue turned professional a year early, passing up his senior season at Nebraska. He was a first-round draft pick of the Denver Nuggets and was traded on draft night to the Los Angeles Lakers.



Lue's name appears prominently in the Husker record books. He ranks in the top 10 in 13 of 19 Nebraska career categories. He finished as Nebraska's seventh-leading scorer with 1,577 points, fourth in 3-pointers made with 145, third in assists with 432, fifth in steals with 154 and fourth on the career list with 96 games started.

His 1997-98 season ranked as one of the most prolific in school history as his 678 points were the second-highest single-season total and his 21.2 points per contest ranked fifth. His 240 field goals made is the second most in a season and his 78, 3-pointers is the most ever by a Husker in a season.

In his final two years, Lue was the heart and soul of Nebraska's teams, carrying the Huskers to the postseason both years, including the NCAA Tournament last season. He scored 20 or more points in 20 conference games the past two years and tied the NU career record with seven 30-point outings.

Lue's Honors

- ◆ 1998 First-Team All-Big 12
- ◆ 1998 All-Big 12 Tournament Team
- ◆ Member of the USA 1997 22 & Under World Championship Team
- ◆ 1997 Second Team All-Big 12
- ◆ 1997 & 1998 United States Basketball Writers All-District 7
- ◆ 1996 Big Eight All-Freshman Team
- ◆ 1996 NIT All-Tournament Team
- ◆ Three-Time Big 12 Player-of-the-Week (2-24-97, 11-24-97, 12-29-97)
- ◆ 1996 and 1997 Ameritas Classic MVP

Lue's Career Highs

Points: 36, vs. Virginia, 12/27/97

Rebounds: 9, at Creighton, 12/10/97

Assists: 9, four times

Steals: 6, vs. Kansas State, 1/15/97

Minutes: 45, vs. Kansas State, 1/15/97

Lue's Career Statistics

Season	G-GS	FG-FGA	Pct.	FT-FTA	Pct.	Reb.-Avg.	TP-Avg.	M	A	BS	S
1995-96	35-34	105-232	.453	66-96	.688	106-3.0	296-8.5	993	144	2	50
Big 8	14-13	38-100	.380	25-34	.735	47-3.4	110-7.9	421	56	1	22
1996-97	32-30	215-476	.452	126-155	.813	93-2.9	603-18.8	1,150	136	0	41
Big 12	16-15	119-263	.452	78-96	.813	49-3.1	341-21.3	614	74	0	23
1997-98	32-32	240-547	.439	120-145	.828	137-4.3	678-21.2	1,150	152	3	63
Big 12	16-16	126-292	.432	61-76	.803	77-4.8	349-21.8	598	80	2	33
Totals	99-96	560-1,255	.446	312-396	.788	336-3.4	1,577-15.93,293	432	5	154	
Conference	46-44	283-655	.432	164-206	.796	173-3.8	800-17.4	1,633	210	3	78

3-Point Shooting: 1995-96 (20-61, .328); 1996-97 (47-137, .343); 1997-98 (78-209, .373); Totals (145-407, .356).

Lue Earns Second Straight Jack Moore Award


Tyronn Lue, a first-team All-Big 12 selection in 1997-98, received the Jack Moore Award, given annually to NU's outstanding men's basketball player.

It was the second consecutive year Lue has received the award, making him just the third repeat selection in the history of the award. The other two NU players to receive the award back-to-back are Dave Hoppen (1985-86) and Eric Piatkowski (1993-94). Hoppen and Piatkowski are the top two career scorers in Nebraska history.

Lue led Nebraska in scoring, averaging 21.2 points per game, a mark that ranked second in the Big 12 Conference and was the fifth-highest per game average ever by a Husker. He also led the Huskers with 152 assists, the third straight year he had led NU in that category. His 240 field goals made was the second most in school history, while his 78, 3-pointers established a new school record.

Lue, who became just the second sophomore to win the Moore award in 1996-97, finished as Nebraska's seventh-leading career scorer and is third on the assist chart.


The award is named for late Husker guard Jack Moore, a 5-9 playmaker who set 17 school records in a career that ended in 1982 and culminated with the 1982 Francis Pomeroy-Naismith Award as the nation's best collegiate player under six feet tall. A consensus All-Big Eight performer in 1982, Moore was killed in a plane crash in March of 1984.



Jack Moore

Jack Moore Award Winners

1984-85	Dave Hoppen	Center
1985-86	Dave Hoppen	Center
	Bernard Day	Forward
1986-87	Brian Carr	Guard
1987-88	Henry T. Buchanan	Guard
1988-89	Eric Johnson	Guard
1989-90	Clifford Scales	Guard
1990-91	Rich King	Center
	Beau Reid	Forward
	Clifford Scales	Guard
1991-92	Jamar Johnson	Guard
1992-93	Eric Piatkowski	Guard
1993-94	Eric Piatkowski	Guard
1994-95	Jaron Boone	Guard
1995-96	Erick Strickland	Guard
1996-97	Tyronn Lue	Guard
1997-98	Tyronn Lue	Guard



RECORDS



Top 60 Career Scorers Since 1948

Player, Seasons	G	FG-FGA	Pct.	FT-FTA	Pct.	Points	Avg.
1. Dave Hoppen, 1983-84-85-86	111	804-1341	.600	559-724	.772	2,167	19.5
2. Eric Piatkowski, 1991-92-93-94	123	676-1436	.471	380-489	.777	1,934 (202)	15.7
3. Jerry Fort, 1973-74-75-76	105	777-1793	.433	328-486	.675	1,882	17.9
4. Andre Smith, 1978-79-80-81	114	673-1148	.586	371-562	.660	1,717	15.1
5. Jaron Boone, 1993-94-95-96	127	575-1327	.433	274-387	.708	1,609 (184)	12.7
6. Erick Strickland, 1993-94-95-96	127	535-1219	.439	337-434	.776	1,586 (179)	12.5
7. Tyronn Lue, 1996-97-98	99	560-1,255	.446	312-396	.788	1,577 (145)	15.9
8. Rich King, 1988-89-90-91	124	564-1000	.564	345-510	.676	1,475 (2)	11.9
9. Carl McPipe, 1976-77-78-79	104	546-1126	.485	208-317	.656	1,300	12.5
10. Tom Baack, 1966-67-68	75	526-1138	.462	247-297	.832	1,299	17.3
11. Stuart Lantz, 1966-67-68	75	488-1007	.485	293-395	.742	1,269	16.9
12. Chuck Jura, 1970-71-72	77	500-910	.549	255-427	.597	1,255	16.3
13. Jack Moore, 1979-80-81-82	105	379-830	.457	446-495	.901	1,204	11.5
14. Brian Carr, 1984-85-86-87	123	447-942	.475	230-287	.801	1,182 (58)	9.6
15. Brian Banks, 1976-77-78-79	110	471-986	.478	208-298	.698	1,150	10.5
16. Marvin Stewart, 1969-70-71	66	435-921	.472	268-359	.747	1,138	17.2
17. Clifford Scales, 1988-89-90-91	23	441-902	.489	209-272	.768	1,136 (45)	9.2
Carl Hayes, 1990-91-92	90	439-945	.465	221-360	.614	1,136 (37)	12.6
19. Herschell Turner, 1958-59-60	72	371-898	.413	314-474	.662	1,056	14.7
20. Mikki Moore, 1994-95-96-97	114	374-676	.553	235-359	.655	986 (3)	8.6
21. Beau Reid, 1988-89-90-91	102	320-775	.413	250-337	.742	976 (86)	9.6
22. Bob Siegel, 1974-75-76-77	101	405-973	.416	160-232	.690	970	9.6
23. Tom Scantlebury, 1968-69-70	75	369-835	.442	227-303	.749	965	12.9
24. Nate Branch, 1965-66-67	75	367-871	.421	224-320	.700	958	12.8
25. Terrance Badgett, 1993-94-95-96	127	395-764	.517	141-229	.616	953 (22)	7.5
26. Jamar Johnson, 1992-93-94	87	333-723	.461	166-210	.790	927 (95)	10.7
27. Venson Hamilton, 1996-97-98	96	334-614	.544	230-392	.587	898	9.4
28. Rex Ekwall, 1955-56-57	65	296-690	.429	288-394	.731	880	13.5
29. Bruce Chubick, 1991-92-93-94	119	303-540	.561	264-400	.660	878 (8)	7.4
30. Grant Simmons, 1964-65-66	74	305-709	.430	239-350	.683	849	11.5
31. Dapreis Owens, 1989-90-91-92	117	329-679	.484	187-302	.619	845	7.2
32. Bob Gratopp, 1968-69-70	76	255-608	.419	316-400	.790	826	10.9
33. Jim Buchanan, 1950-51-52	69	345-942	.366	131-203	.645	821	11.9
34. Bill Johnson, 1952-53-54	65	264-652	.405	286-484	.591	814	12.5
Claude Retherford, 1947-48-49	74	318-1090	.292	178-283	.629	814	11.0
36. Bernard Day, 1986-87	63	309-567	.545	184-264	.697	802	12.7
37. Stan Cloudy, 1983-84	62	347-672	.516	81-119	.681	775	12.5
38. Bus Whitehead, 1948-49-50	72	275-831	.331	215-314	.685	765	10.6
39. Fred Seger, 1952-53-54	65	263-724	.363	236-360	.656	762	11.7
40. Larry Cox, 1974-75-76	74	270-432	.625	217-297	.731	757	10.2
41. Daryl Petsch, 1962-63-64	69	315-709	.444	124-197	.629	754	10.9
42. Charlie Jones, 1962-63-64	75	300-731	.410	135-216	.625	735	9.8
43. Leroy Chalk, 1969-70-71	76	291-555	.524	133-197	.675	715	9.4
44. Tom Russell, 1961-62	49	233-444	.525	246-329	.748	712	14.5
45. Derrick Chander, 1992-93	60	297-585	.508	112-196	.571	706	11.8
46. Willard Fagler, 1952-53-54-55	84	227-571	.398	251-373	.673	705	8.4
47. Derrick Vick, 1987-88	63	261-499	.523	181-264	.686	703	11.2
48. Albert Maxey, 1959-60	49	251-684	.367	175-248	.706	677	13.8
49. Harvey Marshall, 1985-86	60	290-623	.465	95-126	.754	675	11.3
50. Gary Reimers, 1956-57-58	69	222-542	.410	223-303	.736	667	9.7
51. Cookie Belcher, 1997-98	65	252-561	.449	96-170	.565	659 (59)	10.1
52. Mike Naderer, 1978-79-80-81	113	274-576	.476	109-133	.820	657	5.8
53. Al Nissen, 1970-71-72	77	244-518	.471	163-223	.731	651	8.5
Ray Richardson, 1989-90	60	225-527	.443	96-139	.691	651 (105)	10.9
55. Bernard Garner, 1996-97	63	246-491	.501	133-187	.711	649 (24)	10.3
56. Eric Johnson, 1988-89	63	236-542	.435	138-180	.767	647 (37)	10.3
Greg Downing, 1980-81-82-83	117	270-558	.484	107-141	.759	647	5.5
58. Don Smidt, 1956-57-58	68	232-663	.350	170-276	.616	634	9.3
59. R. van Poelgeest, 1987-88-89-90	108	250-472	.530	125-228	.548	625	5.8
60. Pete Manning, 1988-89	64	242-446	.543	134-179	.749	618	9.7

*Number in parenthesis following point total indicates number of career 3-point goals scored

Husker Individual Records Since 1948

Points

Game

Overall: 42, Eric Piatkowski, vs. Oklahoma, at Kansas City, Mo., March 11, 1994 (B8T)
At Home: 40, Jerry Fort, vs. Missouri, Feb. 22, 1975; Rich King, vs. Northern Illinois, Feb. 18, 1991
Away: 34, Chuck Jura, at Oklahoma State, Jan. 26, 1972; Jerry Fort, at Kansas State, Jan. 17, 1976
Neutral: 42, Eric Piatkowski, vs. Oklahoma, at Kansas City, Mo., March 11, 1994 (B8T)
Half: 24, Jerry Fort, vs. Missouri, Feb. 22, 1975 (2nd); Dave Hoppen, vs. South Dakota, Dec. 1, 1984 (1st); Tyronn Lue vs. Virginia, Dec. 27, 1997 (2nd)
Losing Effort: 38, Tom Russell, vs. Kansas, Feb. 21, 1962
Freshman: 30, Tyronn Lue, vs. Oregon, Nov. 25, 1995
Sophomore: 33, Fred Hare, at Texas, Dec. 18, 1964; Jerry Fort, vs. Missouri, Feb. 16, 1974
Junior: 40, Jerry Fort, vs. Missouri, Feb. 22, 1975
Senior: 42, Eric Piatkowski, vs. Oklahoma, at Kansas City, Mo., March 11, 1994 (B8T)
Two Players: 65, Eric Piatkowski (42) and Bruce Chubick (23), vs. Oklahoma, at Kansas City, Mo., March 11, 1994 (B8T)
By Opponent: 46, Wilt Chamberlain, at Kansas, Feb. 8, 1958; Joe Scott, at Missouri, March 6, 1961; George Stone, Marshall, March 13, 1967 (NIT)
By Opponent, Half: 28, Jim McKean, Washington State, Dec. 12, 1966
By Opponent, Two Players: 70, George Stone, 46, and Danny D'Antoni, 24, Marshall, March 13, 1967 (NIT)

Season

Overall: 704, Dave Hoppen, 1984-85 (30 games)
Conference: 349, Tyronn Lue, 1997-98 (16 games)
Average: 23.5, Dave Hoppen, 1984-85 (704 in 30 games)
Conference Average: 23.0, Dave Hoppen, 1984-85 (322 in 14 games)
Freshman: 445, Dave Hoppen, 1982-83 (32 games)
Consecutive Double-Figure Scoring Games by a Freshman: 8, Jerry Fort, Dec. 16, 1972-Jan. 15, 1973 and Feb. 6-March 6, 1973; Dave Hoppen, Feb. 9-March 5, 1983
Sophomore: 603, Tyronn Lue, 1996-97 (32 games)
Junior: 704, Dave Hoppen, 1984-85 (30 games)
Senior: 646, Eric Piatkowski, 1993-94 (31 games)
20-Point-or-Better Scoring Games: 21, Dave Hoppen, 1984-85
Consecutive 20-Point-or-Better Scoring Games: 10, Dave Hoppen, 1984-85


Career

Overall: 2,167, Dave Hoppen, 1983-86 (111 games)
Conference: 1,055, Jerry Fort, 1973-76 (56 games)
Average: 19.5, Dave Hoppen, 1983-86 (2,167 in 111 games)
Conference Average: 20.3, Dave Hoppen, 1983-86 (975 in 48 games)
20-Point-or-Better Scoring Games: 56, Dave Hoppen, 1983-86
Consecutive Games in Double Figures: 84, Dave Hoppen, March 11, 1983-Feb. 1, 1986

Field Goals

Game

Made: 16, Marvin Stewart, vs. Nevada-Reno, Dec. 14, 1970 (24 attempts)
Conference Made: 15, Jerry Fort, three times
Attempted: 34, by several players



Rich King scored a then-school-record-tying 40 points against Northern Illinois as a senior.

No Misses: 9, Chuck Jura, vs. Iowa, Dec. 5, 1970; Dave Hoppen, vs. Southern Illinois, Nov. 26, 1985; Venson Hamilton vs. Iowa State, Feb. 3, 1996; Mikki Moore at Nevada, March 18, 1997
No Misses, Conference Game: 9, Venson Hamilton vs. Iowa State, Feb. 3, 1996
Consecutive Made (Multiple Games): 13, Mikki Moore, March 12-21, 1997
Opponent Made: 20, George Stone, Marshall, March 13, 1967 (NIT, 38 attempts)
Opponent Attempts: 38, George Stone, Marshall, March 13, 1967 (NIT, 20 made)
Opponent Made, No Misses: 11, Lanny Van Eman, at Wichita State, Dec. 4, 1961

Season

Made: 270, Dave Hoppen, 1984-85 (418 attempts)
Conference Made: 132, Jerry Fort, 1974-75 (294 attempts)
Attempted: 547, Tyronn Lue, 1997-98 (240 made)
Conference Attempted: 294, Jerry Fort, 1974-75 (132 made)
Percentage*: .672, Larry Cox, 1975-76 (133-198)
Conference Percentage*: .648, Dave Hoppen, 1984-85 (127-196)
Freshman Percentage: .563, Mike Naderer, 1977-78 (63-112)
Consecutive Made: 13, Mikki Moore, March 12-21, 1997

**Minimum 5 attempts per team game*

Career

Made: 804, Dave Hoppen, 1983-86 (1,341 attempts)
Conference Made: 438, Jerry Fort, 1973-76 (1,018 attempts)
Attempted: 1,793, Jerry Fort, 1973-76 (777 made)
Conference Attempted: 1,018, Jerry Fort, 1973-76 (438 made)
Percentage*: .625, Larry Cox, 1974-76 (270-432)
Conference Percentage:** .619, Larry Cox, 1974-76 (159-257)
**Minimum 400 attempts; **Minimum 200 attempts*

3-Point Field Goals (Since 1987)

Game

Made: 7, Chris Cresswell, vs. Texas A&M, Dec. 20, 1991 (10 att.)
Conference Made: 6, Eric Piatkowski, vs. Missouri, Jan. 30, 1991 (9 attempts); Jaron Boone, at Kansas St., March 1, 1995 (19 att.)
Attempted: 12, Jamar Johnson, at Oklahoma, March 7, 1992 (5 made); Jaron Boone, at Missouri, Feb. 22, 1995 (4 made); Tyronn Lue vs. Vanderbilt, Dec. 30, 1997 (4 made)
Percentage*: .833, Brian Carr, at Southern Illinois, Dec. 10, 1986 (5-6); Ray Richardson, vs. Sam Houston State, Jan. 6, 1990 (5-6); Erick Strickland, vs. Missouri, Jan. 30, 1993 (5-6); Jaron Boone, at Colorado, Feb. 8, 1995 (5-6)
Conference Percentage*: .833, Erick Strickland, vs. Missouri, Jan. 30, 1993 (5-6); Jaron Boone, at Colorado, Feb. 8, 1995 (5-6)
Opponent Made: 8, Dave Sieger, at Oklahoma, Feb. 21, 1987 (13 attempts); Randy Rutherford, Oklahoma State, Feb. 1, 1995 (14 attempts); Jeral Brown, Texas A&M, Jan. 11, 1997 (10 att.)
Opponent Attempts: 17, Dominick Young, at Fresno State, March 22, 1996 (5 made)
Opponent Attempts, No Misses: 6, Craig Michaelis, at Miami (Ohio), Nov. 27, 1989
**Minimum 5 attempts*

Season

Made: 78, Tyronn Lue, 1997-98 (209 attempts)
Conference Made: 41, Jaron Boone, 1994-95 (100 attempts)
Attempted: 209, Tyronn Lue, 1997-98 (78 made)
Conference Attempted: 100, Jaron Boone, 1994-95 (41 made)
Percentage*: .456, Clifford Scales, 1990-91 (26-57)
Conference Percentage*: .529, Henry T. Buchanan, 1986-87 (18-34)
Freshman Percentage*: .388, Beau Reid, 1987-88 (26-67)
Consecutive Games 3-Point Goal Scored: 24, Jaron Boone, Dec. 7, 1994-March 5, 1995
**Minimum 1.5 attempts per team game*

Career

Made: 202, Eric Piatkowski, 1991-94 (564 attempts)
Conference Made: 103, Eric Piatkowski, 1991-94 (280 attempts)
Attempted: 564, Eric Piatkowski, 1991-94 (202 made)
Conference Attempted: 280, Eric Piatkowski, 1991-94 (103 made)
Percentage: .406, Henry T. Buchanan, 1987-88 (67-165)
Conference Percentage: .463, Henry T. Buchanan, 1987-88 (38-82)

Free Throws

Game

Made: 18, David Ponce, at Creighton, Dec. 4, 1982 (19 attempts)
Conference Made: 16, Tom Russell, vs. Kansas, Feb. 21, 1962 (17 attempts)
Attempted: 21, Rich King, at Wyoming, Jan. 22, 1990 (13 made)
Conference Attempted: 20, Bill Johnson, vs. Missouri, Jan. 21, 1953 (13 made)

No Misses: 15, Jack Moore, vs. Oklahoma State, Feb. 10, 1982
Opponent Made: 18, Wilt Chamberlain, at Kansas, Feb. 8, 1958 (23 attempts)
Opponent Attempted: 23, Wilt Chamberlain, at Kansas, Feb. 8, 1958 (18 made)
Opponent Made, No Misses: 15, John Crawford, Iowa State, at Kansas City, Mo., Dec. 29, 1956 (Big Seven Holiday Tournament)

Season

Made: 184, Jack Moore, 1979-80 (211 attempts)
Conference Made: 84, Stuart Lantz, 1967-68 (112 attempts)
Attempted: 212, Bill Johnson, 1953-54 (122 made)
Conference Attempted: 112, Stuart Lantz, 1967-68 (84 made)
Percentage*: .939, Jack Moore, 1981-82 (123-131)
Conference Percentage*: .938, Jack Moore, 1981-82 (60-64)
Freshman Percentage*: .837, Eric Piatkowski, 1990-91 (72-86)
Consecutive Made: 39, Jack Moore, Jan. 27-Feb. 15, 1982
**Minimum 2 attempts per team game*

Career

Made: 559, Dave Hoppen, 1983-86 (724 attempts)
Conference Made: 267, Dave Hoppen, 1983-86 (338 attempts)
Attempted: 724, Dave Hoppen, 1983-86 (559 made)
Conference Attempted: 338, Dave Hoppen, 1983-86 (267 made)
Percentage*: .901, Jack Moore, 1979-82 (446-495)
Conference Percentage*: .877, Jack Moore, 1979-82 (185-211)
**Minimum 200 attempts*

Rebounds

Game

Rebounds: 26, Bill Johnson, vs. Iowa State, Jan. 4, 1954
Half: 15, Carl McPipe, vs. California-Davis, Dec. 16, 1977 (1st)
Two Players: 39, Leroy Chalk (20) and Chuck Jura (19), vs. Colorado, March 6, 1971
Opponent: 24, Bill Bridges, Kansas, twice; Andy Hopson, at Oklahoma State, Jan. 26, 1974
Opponent Two Players: 39, Dave DeBusschere, 23, and Charlie North, 16, at Detroit, Dec. 17, 1960

Season

Overall: 315, Venson Hamilton, 1997-98 (32 games)
Conference: 159, Chuck Jura, 1971-72 (14 games)
Freshman: 161, Dave Hoppen, 1982-83 (32 games)
Average: 11.7, Chuck Jura, 1971-72 (305 in 26 games)
Conference Average: 11.4, Chuck Jura, 1971-72 (159 in 14 games)

Career

Overall: 782, Leroy Chalk, 1969-71 (76 games)
Conference: 442, Leroy Chalk, 1969-71 (42 games)
Average: 10.4, Rex Ekwall, 1955-57 (679 in 65 games)
Conference Average: 10.5, Leroy Chalk, 1969-71 (442 in 42 games)

Assists (Since 1974)

Game

Assists: 18, Brian Carr, at Evansville, Jan. 3, 1985
Conference*: 13, Brian Carr, vs. Missouri, Jan. 28, 1987
Half: 10, Brian Carr, at Evansville, Jan. 3, 1985 (2nd)
Opponent: 18, Tom Kivisto, Kansas, at Kansas City, Mo., Dec. 29, 1973 (Big Eight Holiday Tournament)
**Note: Carr had 14 assists at Kansas in a Big Eight Tournament game, March 5, 1985*

Season

Assists: 237, Brian Carr, 1984-85 (30 games)
Conference: 113, Brian Carr, 1984-85 (14 games)
Freshman: 144, Tyronn Lue, 1995-96 (35 games)
Average: 7.90, Brian Carr, 1984-85 (237 in 30 games)
Conference Average: 8.10, Brian Carr, 1984-85 (113 in 14 games)

Career

Assists: 682, Brian Carr, 1984-87 (123 games)
Conference: 297, Brian Carr, 1984-87 (56 games)
Average: 5.54, Brian Carr, 1984-87 (682 in 123 games)
Conference Average: 5.30, Brian Carr, 1984-87 (297 in 56 games)

Steals (Since 1978)

Game

Steals: 8, Greg Downing, vs. Missouri-Kansas City, Dec. 8, 1982
Conference: 7, Erick Strickland, vs. Oklahoma, Feb. 5, 1995
Opponent: 8, Alvin Robertson, at Arkansas, Jan. 3, 1983
 8, Dominick Young, at Fresno State, March 22, 1996

Season

Steals: 89, Erick Strickland, 1994-95 (31 games)
Conference: 41, Cookie Belcher, 1996-97 (16 games)
Freshman: 87, Cookie Belcher, 1996-97 (33 games)



Derrick Chandler blocked 144 shots during his two-year career. He holds the NU single-season blocked shots record with 91 rejections in 1991-92.

Career

Steals: 257, Erick Strickland, 1993-96 (127 games)
Conference: 107, Erick Strickland, 1993-96 (56 games)

Blocked Shots (Since 1978)

Game

Blocks: 9, Mikki Moore vs. Coppin State, Dec. 6, 1996
Conference: 7; Rich King, at Oklahoma State, Jan. 20, 1990
Opponent: 8, Walter Downing, DePaul, March 28, 1983 (NIT)

Season

Blocks: 91, Derrick Chandler, 1991-92 (29 games)
Conference: 37, Derrick Chandler, 1991-92 (14 games)
Freshman: 39, Venson Hamilton, 1995-96 (32 games)

Career

Blocks: 236, Mikki Moore, 1994-97 (113 games)
Conference: 88, Mikki Moore, 1994-97 (50 games)

Service

Game

Minutes Played: 60, Jack Moore and Andre Smith, vs. Alabama-Birmingham, Dec. 22, 1979 (4OT)

Season

Games Played: 35, Terrance Badgett, Bernard Garner, Tyronn Lue, Mikki Moore, Erick Strickland, 1995-96
Games Started: 34, Beau Reid, Clifford Scales, 1990-91; Jaron Boone, Bernard Garner, Tyronn Lue, Erick Strickland, 1995-96
Minutes Played: 1,155, Dave Hoppen, 1984-85 (30 games)
Conference Minutes Played: 614, Tyronn Lue, 1996-97 (16 games)
Minutes Played Per Game: 38.5, Dave Hoppen, 1984-85 (1,155 in 30 games)
Conference Minutes Played Per Game: 39.1, Dave Hoppen, 1984-85 (548 in 14 games)

Career

Games Played: 127, Terrance Badgett, Jaron Boone, Erick Strickland, 1993-96
Consecutive Games Played: 123, Brian Carr, 1984-87
Games Started: 111, Dave Hoppen, 1983-86 (111 games)
Consecutive Games Started: 111, Dave Hoppen, 1983-86
Minutes Played: 3,739, Brian Carr, 1984-87 (123 games)
Conference Minutes Played: 1,672, Brian Carr, 1984-87 (56 games)
Minutes Played Per Game, Four-Year Career: 33.4, Dave Hoppen, 1983-86 (3,711 in 111 games)
Minutes Played Per Game, Three-Year Career: 34.5, Andre Smith, 1979-81 (2,901 in 84 games; minutes not available for Smith's freshman year, 1978)
Minutes Played Per Game, Two-Year Career: 33.3, Stan Cloudy, 1983-84 (2,066 in 62 games)
Conference Minutes Played Per Game: 35.5, Tyronn Lue, 1996-98 (1,633 in 46 games)



Nebraska Team Game & Season Records

Points

Game

Overall: 117, vs. Oklahoma (113), at Kansas City, Mo., March 8, 1991 (OT, B8T); vs. Harvard (79), Dec. 1, 1989
Conference: 111, at Oklahoma (99), Jan. 26, 1991; at Oklahoma (115), Feb. 14, 1994 (OT)
Home Court: 117, vs. Harvard (79), Dec. 1, 1989
Opponent's Court: 111, at Oklahoma (99), Jan. 26, 1991; at Oklahoma (115), Feb. 14, 1994 (OT)
Neutral Court: 117, vs. Oklahoma (113), at Kansas City, Mo., March 8, 1991 (OT, B8T)
First Half: 64, vs. Tennessee Tech, Dec. 14, 1990
Second Half: 66, vs. Oklahoma, Feb. 16, 1991
Both Teams: 230, at Oklahoma (133), Nebraska (97), Feb. 21, 1987; Nebraska (117), Oklahoma (113), at Kansas City, Mo., March 8, 1991 (OT, B8T)
Losing Effort: 111, at Oklahoma (115), Feb. 14, 1994 (OT)
Margin of Victory: 74, Nebraska (82), at Crete (8), Jan. 4, 1907
Margin of Defeat: 56, at Kansas (102), Nebraska (46), Feb. 8, 1958
Players Scoring in Double Figures: 8, Tony Farmer (22), Carl Hayes (16), Beau Reid (14), Rich King (12), Jose Ramos (12), Eric Piatkowski (11), Keith Moody (11), Clifford Scales (10) at Oklahoma, Jan. 26, 1991; 8, Erick Strickland (21), Jaron Boone (17), Mikki Moore (12), Chris Sallee (12), Tom Wald (11), Melvin Brooks (10), Terrance Badgett (10), Chester Surlis (10) vs. Appalachian State, Dec. 31, 1994
Opponent: 133, at Oklahoma (NU 97), Feb. 21, 1987
Opponent, Half: 70, at Oklahoma, Feb. 21, 1987 (2nd)

Season

Overall: 2,977, 1990-91 (34 games)
Conference: 1,219, 1993-94 (14 games)
Average: 87.6, 1990-91 (2,977 in 34 games)
Conference Average: 87.1, 1993-94 (1,219 in 14 games)
Opponent: 2,672, 1990-91 (34 games)
Opponent, Conference: 1,297, 1989-90 (14 games)
Opponent Average: 86.1, 1989-90 (2,410 points in 28 games)
Opponent Conference Average: 92.6, 1989-90 (1,297 in 14 games)
NU 100-Point Games: 7, 1990-91
Opponent 100-Point Games: 6, 1989-90

Field Goals

Game

Made: 51, vs. Nevada-Reno, Dec. 14, 1970 (81 attempts)
Conference Made: 44, vs. Missouri, Jan. 28, 1967 (86 attempts)
Attempted: 97, vs. Fullerton State, Dec. 4, 1967 (41 made)
Conference Attempted: 83, vs. Oklahoma, Jan. 25, 1992 (28 made)
Percentage: .750, vs. Nebraska-Omaha, Jan. 25, 1988 (42-56)
Conference Percentage: .679, at Kansas, Feb. 5, 1980 (19-28)
Half Percentage: .840, vs. Nebraska-Omaha, Jan. 25, 1988 (1st, 21-25)
Conference Half Percentage: .833, vs. Iowa State, Feb. 21, 1985 (15-18, 2nd)
Opponent Made: 50, at Oklahoma, Feb. 21, 1987 (88 attempts)
Opponent Attempted: 91, three times, most recently at Southern Utah, Nov. 30, 1991 (39 made)
Opponent Percentage: .771, Kansas State, at Lincoln, Neb., Feb. 3, 1982 (27-35)
Opponent Half Percentage: .857, Kansas State, at Lincoln, Neb., Feb. 3, 1982 (12-14, 1st)

Season

Made: 1,081, 1990-91 (2,185 attempts)
Conference Made: 439, 1997-98 (976 attempts)
Attempted: 2,185, 1990-91 (1,081 made)
Conference Attempted: 976, 1997-98 (439 made)
Percentage: .514, 1983-84 (786-1,529)
Conference Percentage: .511, 1982-83 (346-677)
Opponent Percentage: .521, 1979-80 (856-1,644)
Opponent Conference Percentage: .530, 1979-80 (366-694)

3-Point Field Goals

Game

Made: 14, at Oklahoma, March 7, 1992 (36 attempts)
Attempted: 36, at Oklahoma, March 7, 1992 (14 made)
Percentage*: .667, vs. Chicago State, Jan. 16, 1990 (8-12); vs. Western Illinois, Nov. 19, 1997 (10-15)
Conference Percentage*: .600, at Oklahoma, Feb. 21, 1987 (8-13); vs. Kansas State, Feb. 3, 1990 (6-10)
Opponent Made: 17, at Oklahoma, Feb. 21, 1987 (27 attempts)
Opponent Attempted: 37; Baylor, Feb. 14, 1998 (9 made)
Opponent Percentage*: .765, at Kansas State, Jan. 10, 1987 (13-17)
**Minimum 10 attempts*

Season

Made: 194, 1993-94 (564 attempts)
Conference Made: 97, 1993-94 (275 attempts)
Attempted: 564, 1993-94 (194 made)
Conference Attempted: 275, 1993-94 (97 made)
Percentage: .369, 1986-87 (120-325)
Conference Percentage: .413, 1986-87 (52-126)
Opponent Percentage: .423, 1986-87 (143-338)
Opponent Conference Percentage: .500, 1986-87 (59-118)

Free Throws

Game

Made: 43, vs. Texas, Jan. 3, 1996 (59 att.)
Attempted: 60, vs. Kansas State, Jan. 11, 1954 (36 made)
No Misses: 17, at Oklahoma State, Jan. 31, 1979
No Misses, Half: 17, vs. Oklahoma, at Kansas City, Mo., March 8, 1991 (1st, B8T)
Consecutive Made: 25 vs. Oklahoma, at Kansas City, Mo., Dec. 28, 1967
Opponent Made: 44, Oklahoma State, at Lincoln, Neb., Feb. 14, 1990 (52 attempts)
Opponent Attempted: 52, Oklahoma State, at Lincoln, Neb., Feb. 14, 1990 (44 made)
Opponent No Misses: 16, at Kansas State, Jan. 26, 1980

Season

Made: 690, 1990-91 (981 attempts)
Conference Made: 301, 1990-91 (417 attempts)
Attempted: 981, 1990-91 (690 made)
Conference Attempted: 417, 1990-91 (301 made)
Percentage: .765, 1967-68 (504-659)
Conference Percentage: .782, 258-330, 1993-94 (258-330)
Consecutive Made: 34, 1985-86 (last 13 at Oklahoma, Jan. 29; first 21 at Colorado, Feb. 1)
Opponent Percentage: .750, 1979-80 (389-519)
Opponent Conference Percentage: .800, 1979-80 (179-212)

Rebounds

Game

Rebounds: 77, vs. Kansas State, Feb. 18, 1957

Opponent: 77, at Kansas, Feb. 23, 1957

Season

Rebounds: 1,454, 1990-91 (34 games)

Conference: 655, 1959-60 (14 games)

Average: 48.8, 1959-60 (1,170 in 24 games)

Conference Average: 46.8, 1959-60 (655 in 14 games)

Highest Margin: +6.6, 1990-91 (42.8-36.2)

Highest Rebound Percentage: .542, 1990-91 (1,454-1,230)

Opponent Average: 49.6, 1959-60 (1,191 in 24 games)

Assists (Since 1974)

Game

Assists: 36, vs. Montana State, Dec. 23, 1977

Conference: 31, vs. Iowa State, Feb. 4, 1973

Opponent: 36, at Oklahoma, Feb. 21, 1987

Season

Assists: 696, 1990-91 (34 games)

Conference: 289, 1984-85 (14 games)

Average: 20.5, 1984-85 (615 in 30 games)

Conference Average: 20.6, 1984-85 (289 in 14 games)

Opponent: 579, 1990-91 (34 games)

Opponent Conference: 309, 1989-90 (14 games)

Turnovers (Since 1978)

Game

Fewest: 4, vs. Pacific (Calif.), at Las Cruces, N.M., Dec. 19, 1975;
vs. Kansas State, Feb. 3, 1982; vs. Oklahoma, Feb. 2, 1983

Most: 30, at Iowa State, Jan. 20, 1988; at Ohio State, Dec.
14, 1988; vs. Texas, Jan. 3, 1996

Fewest by Opponent: 4, at Evansville, Jan. 3, 1985; by Western
Kentucky, March 14, 1986 (NCAA Tournament)

Most by Opponent: 35, Denver, at Lincoln, Neb., Nov. 26, 1982

Season

Fewest: 302, 1981-82 (28 games)

Fewest Conference: 132, 1981-82 (14 games)

Most: 627, 1995-96 (35 games)

Most Conference: 294, 1991-92 (14 games)

Fewest Per Game: 16.8, 1981-82 (302 in 29 games)

Most Per Game: 18.5, 1987-88 (575 in 31 games)

Fewest Opponent: 363, 1985-86 (30 games)

Fewest Opponent Conference: 168, 1984-85 (14 games)

Most Opponent: 618, 1990-91 (34 games)

Most Opponent Conference: 262, 1997-98 (16 games)

Blocked Shots (Since 1978)

Game

Most: 15, vs. Coppin State, Dec. 6, 1996

Conference: 11, vs. Kansas State, Jan. 12, 1995

Opponent: 13, vs. Kansas State, Jan. 15, 1997

Season

Most: 202, 1996-97 (33 games)

Conference: 85, 1996-97 (16 games)

Opponent: 141, 1996-97 (33 games)

Opponent Conference: 88, 1996-97 (16 games)

Steals (Since 1978)

Game

Steals: 22 vs. Florida A&M, Dec. 20, 1993

Conference: 18, vs. Kansas State, Jan. 15, 1997

Opponent: 20, at Oklahoma, Jan. 14, 1993

Season

Steals: 319, 1997-98 (32 games)

Conference: 164, 1997-98 (16 games)

Opponent: 327, 1995-96 (35 games)

Opponent Conference: 165, 1991-92 (14 games)

Games

Season

Played: 35, 1995-96 (21-14)

Victories: 26, 1990-91 (8 losses)

Conference Victories: 12, 1915-16 (12-0); 1965-66 (12-2)

Home Victories: 17, 1982-83 (1 loss)

Road Victories: 12, 1990-91 (7 losses)

Percentage: .933, 1911-12 (14-1)

Conference Percentage: 1.000, 1911-12 (8-0); 1912-13 (10-0);
1913-14 (7-0); 1915-16 (12-0)

Losses: 19, 1962-63 (6 wins)

Conference Losses: 13, 1962-63 (1 win)

Home Losses: 9, 1931-32 (1 win); 1962-63 (4 wins)

Road Losses: 13, 1951-52 (0 wins); 1963-64 (1 win)

Overtimes: 4, 1955-56 (won 3), 1979-80 (won 3), 1986-87 (won 4),
1996-97 (won 2)

Overtimes, Game: 4, Nebraska 92, Alabama-Birmingham 84,
at Lincoln, Neb., Dec. 22, 1979

Win/Loss Streaks

Nebraska Double-Figure Winning Streaks

Season	Win Streak	Date Started	Date Ended
1. 1990-91	14 games	11-28-90	1-22-91
1911-12/12-13	14 games	1-27-12	1-25-13
3. 1919-20/20-21	13 games	2-6-20	1-3-21
1897-98/1900-01	13 games	2-22-98	1901*
5. 1912-13	12 games	1-31-13	3-12-13
6. 1993-94	11 games	12-3-93	1-19-94
1905-06/06-07	11 games	2-25-06	2-15-07
8. 1994-95	10 games	11-27-94	1-4-95
1977-78	10 games	12-2-77	12-29-77

Consecutive Conference Victories: 29, all eight in 1911-12, all
10 in 1912-13, all seven in 1913-14, first four in 1914-15
(ended at Kansas, 43-18, Jan. 22, 1915)

Consecutive Home Victories: 20, all 11 games in 1965-66, first
nine games in 1966-67 (ended by Kansas, 64-57, March 4, 1967)

Consecutive Home Conference Victories: 15, all four games in
1911-12, all five games in 1912-13, all four games in 1913-14,
first two games in 1914-15 (ended by Drake, 20-19, Feb. 19, 1915)

Consecutive Losses: 13, final 6 games of 1931-32, first seven
games of 1932-33 (ended vs. Kansas State, 31-25, Jan. 14, 1933)

Consecutive Conference Losses: 12, last six in 1943-44, first six
in 1944-45 (ended vs. Kansas, 59-45, Feb. 10, 1945)

Consecutive Home Losses: 7, games five through 11 in 1962-63
(ended vs. Oklahoma State, 49-48, Feb. 25, 1963)

Consecutive Home Conference Losses: 9, last four games of
1961-62, first five of games of 1962-63 (ended vs. Oklahoma
State, 49-48, Feb. 25, 1963)



Single-Season Individual Leaders

Points Scored

1. Dave Hoppen (1985)	704
2. Tyronn Lue (1998)	678
3. Eric Piatkowski (1994)	646
4. Tyronn Lue (1997)	603
5. Andre Smith (1980)	600
6. Dave Hoppen (1984)	598
7. Jaron Boone (1995)	559
8. Marvin Stewart (1971)	556
9. Chuck Jura (1972)	551
10. Rich King (1991)	526

Scoring Average

(Minimum 400 points)

	<u>G</u>	<u>Pts.</u>	<u>Avg.</u>
1. Dave Hoppen (1985)	30	704	23.5
2. Eric Piatkowski (1994)	30	646	21.5
3. Marvin Stewart (1971)	26	556	21.4
4. Chuck Jura (1972)	26	551	21.2
5. Tyronn Lue (1998)	32	678	21.2
6. Jerry Fort (1975)	26	525	20.2
7. Dave Hoppen (1984)	30	598	19.9
8. Andre Smith (1980)	31	600	19.4
9. Stuart Lantz (1968)	25	482	19.3
10. Stuart Lantz (1967)	25	481	19.2

Note: Dave Hoppen averaged 22.1 points per game in 1986, but played in 19 games, less than three-fourths of his team's 30 games.

Field Goals Made

1. Dave Hoppen (1985)	270
2. Tyronn Lue (1998)	240
3. Andre Smith (1980)	237
4. Eric Piatkowski (1994)	226
5. Chuck Jura (1972)	220
Dave Hoppen (1984)	220
7. Jerry Fort (1975)	218
8. Marvin Stewart (1971)	215
Tyronn Lue (1997)	215
10. Jerry Fort (1974)	207

Field Goals Attempted

1. Tyronn Lue (1998)	547
2. Jerry Fort (1975)	508
3. Jim Buchanan (1952)	484
Jerry Fort (1974)	484
5. Tyronn Lue (1997)	476
6. Eric Piatkowski (1994)	456
7. Jaron Boone (1995)	455
8. Jerry Fort (1976)	452
9. Marvin Stewart (1971)	426
10. Dave Hoppen (1985)	418

Field Goal Percentage

(Minimum 5 att. per team game)

	<u>FG-FGA</u>	<u>Pct.</u>
1. Larry Cox (1976)	133-198	.672
2. Dave Hoppen (1985)	270-418	.646
3. Dave Hoppen (1986)	151-245	.616
4. Andre Smith (1980)	237-388	.611

5. Dave Hoppen (1984)	220-367	.599
6. Chuck Jura (1971)	181-306	.592
7. Pete Manning (1988)	111-188	.590
8. Andre Smith (1981)	185-314	.5892
9. Larry Cox (1975)	93-158	.5886
10. Mikki Moore (1997)	144-247	.583

3-Point Field Goals Made

1. Tyronn Lue (1998)	78
2. Jaron Boone (1995)	70
3. Eric Piatkowski (1994)	63
4. Chris Cresswell (1992)	59
Jaron Boone (1996)	59
6. Brian Carr (1987)	58
7. Ray Richardson (1989)	57
8. Erick Strickland (1995)	54
9. Erick Strickland (1996)	52
10. Ray Richardson (1990)	48
Eric Piatkowski (1993)	48

3-Point Field Goals Attempted

1. Tyronn Lue (1998)	209
2. Jaron Boone (1995)	182
3. Eric Piatkowski (1994)	172
4. Jaron Boone (1996)	167
5. Erick Strickland (1995)	160
6. Brian Carr (1987)	157
7. Erick Strickland (1996)	148
8. Chris Cresswell (1992)	147
9. Ray Richardson (1989)	145
10. Tyronn Lue (1997)	137

3-Point Percentage

(Minimum 25 made)

	<u>3FG-Att.</u>	<u>Pct.</u>
1. Clifford Scales (1991)	26-57	.456
2. Henry T. Buchanan (1987)	28-62	.452
3. Jamar Johnson (1992)	39-95	.411
4. Chris Cresswell (1992)	59-147	.401
5. Cookie Belcher (1997)	30-76	.395
6. Ray Richardson (1989)	57-145	.393
7. Jaron Boone (1995)	70-182	.385
8. Beau Reid (1988)	26-67	.388
9. Chris Cresswell (1990)	37-97	.381
10. Tyronn Lue (1998)	78-209	.373

Free Throws Made

1. Jack Moore (1980)	184
2. Dave Hoppen (1985)	164
3. Dave Hoppen (1984)	158
4. Bob Gratopp (1969)	141
5. Tom Russell (1962)	140
6. Tony Farmer (1991)	137
7. Herschell Turner (1959)	136
Stuart Lantz (1968)	136
9. Eric Piatkowski (1994)	131
10. Marvin Stewart (1971)	126
Andre Smith (1980)	126
Tyronn Lue (1997)	126

Free Throws Attempted

1. Bill Johnson (1954)	212
2. Jack Moore (1980)	211
3. Dave Hoppen (1985)	210
4. Dave Hoppen (1984)	208
5. Tony Farmer (1991)	197
6. Andre Smith (1980)	189
7. Herschell Turner (1959)	183
8. Tom Russell (1962)	182
Stuart Lantz (1968)	182
10. Chuck Jura (1972)	181

Free Throw Percentage

(Minimum 2 att. per team game)

	<u>FT-FTA</u>	<u>Pct.</u>
1. Jack Moore (1982)	123-131	.939
2. Jack Moore (1981)	118-128	.922
3. Jack Moore (1980)	184-211	.872
4. David Ponce (1984)	67-77	.870
5. Kent Reckewey (1973)	35-41	.854
6. Tom Baack (1966)	92-108	.852
7. Brian Carr (1986)	79-93	.849
8. Jeff Rekeweg (1988)	74-88	.841
Jamar Johnson (1992)	53-63	.841
10. Clifford Scales (1990)	84-100	.840

Rebounds

1. Venson Hamilton (1998)	315
2. Chuck Jura (1972)	305
3. Leroy Chalk (1971)	290
4. Rich King (1991)	274
5. Venson Hamilton (1997)	269
6. Dave Hoppen (1985)	258
7. Leroy Chalk (1969)	257
8. Derrick Chandler (1993)	252
9. Andre Smith (1980)	251
Tony Farmer (1991)	251

Rebound Average

(Minimum 175 rebounds)

	<u>G</u>	<u>Reb.</u>	<u>Avg.</u>
1. Chuck Jura (1972)	26	305	11.7
2. Rex Ekwall (1955)	21	241	11.5
3. Bill Johnson (1954)	21	236	11.2
4. Leroy Chalk (1971)	26	290	11.1
5. Rex Ekwall (1956)	21	224	10.7
6. Leroy Chalk (1969)	26	257	9.9
7. Venson Hamilton (1998)	32	315	9.8
Leroy Chalk (1970)	24	235	9.8
Herschell Turner (1959)	25	244	9.8
10. Tom Russell (1961)	24	232	9.7

Assists

1. Brian Carr (1985)	237
2. Brian Carr (1986)	201
3. Brian Carr (1987)	166
4. Tyronn Lue (1998)	152
5. Jack Moore (1980)	145
6. Tyronn Lue (1996)	144
7. Tyronn Lue (1997)	136
8. Eric Johnson (1989)	135
Beau Reid (1989)	135
10. Jaron Boone (1996)	134

Assists Per Game

(Minimum 100 Assists)

	<u>G</u>	<u>Assists</u>	<u>APG</u>
1. Brian Carr (1985)	30	237	7.90
2. Brian Carr (1986)	30	201	6.70
3. Brian Carr (1987)	33	166	5.03
4. Tyronn Lue (1998)	32	152	4.75
5. Jack Moore (1980)	31	145	4.68
6. Jamar Johnson (1992)	28	130	4.64
7. Jamar Johnson (1994)	28	123	4.39
8. Erick Strickland (1995)	31	133	4.29
9. Tyronn Lue (1997)	32	136	4.25
10. Clifford Scales (1990)	28	110	4.23

Steals

1. Erick Strickland (1995)	89
2. Cookie Belcher (1997)	87
3. Cookie Belcher (1998)	75
4. Eric Johnson (1989)	68
5. Brian Carr (1987)	67
6. Clifford Scales (1991)	64
7. Tyronn Lue (1998)	63
8. Erick Strickland (1996)	61
9. Eric Johnson (1988)	60
Erick Strickland (1994)	60

Blocked Shots

1. Derrick Chandler (1992)	91
2. Mikki Moore (1997)	88
3. Mikki Moore (1996)	71
4. Rich King (1991)	68
5. Mikki Moore (1995)	67
6. Venson Hamilton (1998)	66
7. Venson Hamilton (1997)	56
8. Derrick Chandler (1993)	53
9. Rich King (1989)	50
10. Rich King (1990)	45

Minutes Played

1. Dave Hoppen (1985)	1,155
2. Tyronn Lue (1997)	1,150
3. Tyronn Lue (1998)	1,149
4. Jack Moore (1980)	1,143
5. Andre Smith (1980)	1,141
6. Brian Carr (1985)	1,120
7. Jaron Boone (1996)	1,105
8. Erick Strickland (1996)	1,087
9. Brian Carr (1987)	1,065
10. Brian Carr (1986)	1,063



Husker Career Leaders

Points

1. Dave Hoppen (1983-86)	2,167
2. Eric Piatkowski (1991-94)	1,934
3. Jerry Fort (1973-76)	1,882
4. Andre Smith (1978-81)	1,717
5. Jaron Boone (1993-96)	1,609
6. Erick Strickland (1993-96)	1,586
7. Tyronn Lue (1996-98)	1,577
8. Rich King (1988-91)	1,475
9. Carl McPipe (1976-79)	1,300
10. Tom Baack (1966-68)	1,299
11. Stuart Lantz (1966-68)	1,269
12. Chuck Jura (1970-72)	1,255
13. Jack Moore (1979-82)	1,204
14. Brian Carr (1984-87)	1,182
15. Brian Banks (1976-79)	1,150
16. Marvin Stewart (1969-71)	1,138
17. Clifford Scales (1988-91)	1,136
Carl Hayes (1990-92)	1,136
19. Herschell Turner (1958-60)	1,056

Scoring Average

(Minimum 675 Points)

	<u>G</u>	<u>PTS</u>	<u>AVG</u>
1. Dave Hoppen (1983-86)	111	2,167	19.5
2. Jerry Fort (1973-76)	105	1,882	17.9
3. Tom Baack (1966-68)	75	1,299	17.3
4. Marvin Stewart (1969-71)	75	1,138	17.2
5. Stuart Lantz (1969-71)	75	1,269	16.9
6. Chuck Jura (1970-72)	77	1,255	16.3
7. Tyronn Lue (1996-98)	99	1,577	15.9
8. Eric Piatkowski (1991-94)	123	1,934	15.7
9. Andre Smith (1978-81)	114	1,717	15.1
10. Herschell Turner (1958-60)	72	1,056	14.7

Field Goals Made

1. Dave Hoppen (1983-86)	804
2. Jerry Fort (1973-76)	777
3. Eric Piatkowski (1991-94)	676
4. Andre Smith (1978-81)	673
5. Jaron Boone (1993-96)	575
6. Rich King (1988-91)	564
7. Tyronn Lue (1996-98)	560
8. Carl McPipe (1976-79)	546
9. Erick Strickland (1993-96)	535
10. Tom Baack (1966-68)	526

Field Goals Attempted

1. Jerry Fort (1973-76)	1,793
2. Eric Piatkowski (1991-94)	1,436
3. Dave Hoppen (1983-86)	1,341
4. Jaron Boone (1993-96)	1,327
5. Tyronn Lue (1996-98)	1,255
6. Erick Strickland (1993-96)	1,219
7. Andre Smith (1978-81)	1,148
8. Tom Baack (1966-68)	1,138
9. Carl McPipe (1976-79)	1,126
10. Claude Retherford (1947-49)	1,090

Field Goal Percentage (Minimum 400 attempts)

	<u>FG-FGA</u>	<u>Pct.</u>
1. Larry Cox (1974-76)	270-432	.625
2. Dave Hoppen (1983-86)	804-1,341	.600
3. Andre Smith (1978-81)	673-1,148	.586
4. Rich King (1988-91)	564-1,000	.564
5. Bruce Chubick (1991-94)	303-540	.561
6. Mikki Moore (1994-97)	274-676	.553
7. Chuck Jura (1970-72)	500-910	.549
Bernard Day (1985-86)	309-567	.545
9. Venson Hamilton (1996-present)	334-614	.544
10. Pete Manning (1988-89)	242-446	.543

3-Point Field Goals Made

1. Eric Piatkowski (1991-94)	202
2. Jaron Boone (1993-96)	181
3. Erick Strickland (1993-96)	179
4. Tyronn Lue (1996-98)	145
5. Ray Richardson (1989-90)	105
6. Chris Cresswell (1990-92)	103
7. Jamar Johnson (1992-94)	95
8. Beau Reid (1988-91)	86
9. Henry T. Buchanan (1987-88)	67
10. Cookie Belcher (1997-present)	59

3-Point Field Goals Attempted

1. Eric Piatkowski (1991-94)	564
2. Erick Strickland (1993-96)	512
3. Jaron Boone (1993-96)	501
4. Tyronn Lue (1996-98)	407
5. Ray Richardson (1989-90)	278
6. Jamar Johnson (1992-94)	264
7. Chris Cresswell (1990-92)	261
8. Beau Reid (1988-91)	242
9. Cookie Belcher (1997-present)	178
10. Henry T. Buchanan (1987-88)	165

3-Pt. Field Goal Percentage (Minimum 90 attempts)

	<u>3FG</u>	<u>3PA</u>	<u>Pct.</u>
1. Clifford Scales (1988-91)	45	110	.409
2. Henry T. Buchanan (1987-88)	67	165	.406
3. Chris Cresswell (1990-92)	103	261	.395
4. Ray Richardson (1989-90)	105	278	.378
5. Brian Carr (1984-87)	58	157	.369
6. Jaron Boone (1993-96)	181	501	.361
7. Jamar Johnson (1992-94)	95	264	.360
8. Eric Piatkowski (1991-94)	202	564	.358
9. Tyronn Lue (1996-98)	145	407	.356
10. Beau Reid (1988-91)	86	242	.355

Free Throws Made

1. Dave Hoppen (1983-86)	559
2. Jack Moore (1979-82)	446
3. Eric Piatkowski (1991-94)	380
4. Andre Smith (1978-81)	371
5. Rich King (1988-91)	345
6. Erick Strickland (1993-96)	337
7. Jerry Fort (1973-76)	328
8. Bob Gratopp (1968-70)	316
9. Herschell Turner (1958-60)	314
10. Tyronn Lue (1996-98)	312

Free Throw Attempts

1. Dave Hoppen (1983-86)	724
2. Andre Smith (1978-81)	562
3. Rich King (1988-91)	510
4. Jack Moore (1979-82)	495
5. Eric Piatkowski (1991-94)	489
6. Jerry Fort (1973-76)	486
7. Bill Johnson (1952-54)	484
8. Herschell Turner (1958-60)	474
9. Erick Strickland (1993-96)	434
10. Chuck Jura (1970-72)	427

Free Throw Percentage

(Minimum 200 Attempts)

	<u>FT-FTA</u>	<u>Pct.</u>
1. Jack Moore (1979-82)	446-495	.901
2. Tom Baack (1966-68)	247-297	.832
3. Brian Carr (1984-87)	230-287	.801
4. Bob Gratopp (1968-70)	316-400	.790
Jamar Johnson (1992-94)	166-210	.790
6. Tyronn Lue (1996-98)	312-396	.788
7. Eric Piatkowski (1991-94)	380-489	.777
8. Erick Strickland (1993-96)	337-434	.776
9. Dave Hoppen (1983-86)	559-724	.772
10. Clifford Scales (1988-91)	209-272	.768

Rebounds (Since 1952)

1. Leroy Chalk (1969-71)	782
2. Dave Hoppen (1983-86)	773
3. Rich King (1988-91)	761
4. Andre Smith (1978-81)	753
5. Venson Hamilton (1996-present)	745
6. Chuck Jura (1970-72)	740
7. Carl McPipe (1976-79)	723
8. Rex Ekwall (1955-57)	679
9. Eric Piatkowski (1991-94)	664
10. Mikki Moore (1994-97)	661

Rebound Average

(Minimum 400 Rebounds)

	<u>G</u>	<u>Reb.</u>	<u>Avg.</u>
1. Rex Ekwall (1955-57)	65	679	10.4
2. Leroy Chalk (1969-71)	76	782	10.3
3. Chuck Jura (1970-72)	77	740	9.6
4. Bill Johnson (1952-54)	65	569	9.5
5. Tom Russell (1961-62)	49	432	8.8
6. Herschell Turner (1958-60)	72	626	8.7
7. Derrick Chandler (1992-93)	60	490	8.2
8. Venson Hamilton (1996-present) ...	96	745	7.8
9. Stuart Lantz (1966-68)	75	571	7.6
10. Albert Maxey (1959-60)	49	351	7.2
Don Smidt (1956-58)	68	488	7.2

Assists (Since 1974)

1. Brian Carr (1984-87)	682
2. Jaron Boone (1993-96)	446
3. Tyronn Lue (1996-98)	432
4. Erick Strickland (1993-96)	414
5. Jack Moore (1979-82)	382
6. Jamar Johnson (1992-94)	355
7. Clifford Scales (1988-91)	354
8. Beau Reid (1988-91)	344
9. Eric Piatkowski (1991-94)	322
10. Brian Banks (1976-79)	298

Steals (Since 1978)

1. Erick Strickland (1993-96)	257
2. Clifford Scales (1988-91)	177
3. Cookie Belcher (1997-present)	162
4. Brian Carr (1984-87)	159
5. Tyronn Lue (1996-98)	154
6. Jaron Boone (1993-96)	131
7. Jack Moore (1979-82)	128
Eric Johnson (1988-89)	128
9. Jamar Johnson (1992-94)	126
10. Carl Hayes (1990-92)	125

Blocked Shots (Since 1978)

1. Mikki Moore (1994-97)	236
2. Rich King (1988-91)	183
3. Venson Hamilton (1996-present)	161
4. Derrick Chandler (1992-1993)	144
5. Carl Hayes (1990-92)	70
6. Eric Piatkowski (1991-94)	64
Bruce Chubick (1991-94)	64
8. Andre Smith (1978-81)	61
9. Dave Hoppen (1983-86)	55
10. Greg Downing (1980-83)	54

Games Played

1. Terrance Badgett (1993-96)	127
Jaron Boone (1993-96)	127
Erick Strickland (1993-96)	127
4. Rich King (1988-91)	124
5. Clifford Scales (1988-91)	123
Brian Carr (1984-87)	123
Eric Piatkowski (1991-94)	123
8. Greg Downing (1980-83)	117
Dapreis Owens (1989-92)	117
10. Andre Smith (1978-81)	114
Mikki Moore (1994-97)	114

Games Started

1. Dave Hoppen (1983-86)	111
2. Jaron Boone (1993-96)	102
3. Jerry Fort (1973-76)	97
4. Tyronn Lue (1996-98)	96
5. Brian Carr (1984-87)	93
6. Clifford Scales (1988-91)	92
7. Eric Piatkowski (1991-94)	89
8. Mike Naderer (1978-81)	87
Mikki Moore (1994-97)	87
10. Andre Smith (1978-81)	86

Minutes Played

1. Brian Carr (1984-87)	3,739
2. Dave Hoppen (1983-86)	3,711
3. Jaron Boone (1993-96)	3,624
4. Eric Piatkowski (1991-94)	3,418
5. Jack Moore (1979-82)	3,372
6. Clifford Scales (1988-91)	3,316
7. Tyronn Lue (1996-98)	3,293
8. Erick Strickland (1993-96)	3,235
9. Rich King (1988-91)	2,928
10. Andre Smith (1979-81)	2,901

Nebraska Team Season Bests



Victories

1. 1991	26
2. 1920	22
1978	22
1983	22
5. 1987	21
1996	21
7. 1966	20
1993	20
1994	20
1998	20

Winning Percentage

1. 1912	.933 (14-1)
2. 1916	.929 (13-1)
3. 1920	.917 (22-2)
4. 1913	.895 (17-2)
5. 1906	.857 (12-2)
6. 1914	.833 (15-3)
1921	.833 (15-3)
8. 1966	.800 (20-5)
9. 1991	.765 (26-8)
10. 1978	.733 (22-8)

Losses

1. 1963	19
2. 1964	18
1988	18
1990	18
5. 1932	17
1945	17
1952	17
1960	17
1973	17
10. 1956	16
1962	16
1989	16

Points Scored

1. 1991	2,977
2. 1996	2,808
3. 1994	2,620
4. 1989	2,535
5. 1995	2,510
6. 1993	2,497
7. 1987	2,472
8. 1997	2,407
9. 1992	2,334
10. 1998	2,290

Scoring Average

1. 1991	87.6
2. 1994	87.3
3. 1990	80.7
4. 1992	80.5
1993	80.5
6. 1996	80.2
7. 1967	78.9
8. 1995	78.4
9. 1968	78.2
10. 1966	77.2

Field Goals Made

1. 1991	1,081
2. 1996	1,007
3. 1994	956
4. 1989	936
5. 1993	908
6. 1995	907
7. 1987	904
8. 1997	895
9. 1985	873
10. 1998	867

Field Goals Attempted

1. 1991	2,185
2. 1996	2,089
3. 1989	1,991
4. 1994	1,978
5. 1993	1,975
6. 1995	1,947
7. 1998	1,938
8. 1987	1,933
9. 1997	1,927
10. 1992	1,826

Field Goal Percentage

1. 1984	.514
2. 1983	.513
3. 1985	.512
4. 1986	.511
5. 1980	.508
6. 1971	.505
7. 1991	.495
8. 1981	.490
9. 1978	.489
10. 1972	.486

3-Point Field Goals Made

1. 1994	194
2. 1992	183
3. 1996	176
4. 1995	173
5. 1993	158
6. 1998	150
7. 1991	125
8. 1989	122
9. 1987	120
10. 1997	113

3-Point Field Goals Attempted

1. 1994	564
2. 1995	504
3. 1996	494
4. 1992	489
5. 1993	468
6. 1998	436
7. 1991	358
8. 1997	349
9. 1989	335
10. 1987	325

3-Point Field Goal Percentage

1. 1992	374
2. 1987	369
3. 1989	364
4. 1988	358
5. 1996	356
6. 1990	351
7. 1991	349
8. 1994	344
1998	344
10. 1995	343

Free Throws Made

1. 1991	690
2. 1996	618
3. 1987	544
4. 1989	541
5. 1969	527
6. 1993	523
7. 1995	523
8. 1994	514
9. 1953	510
10. 1980	507

Free Throws Attempted

1. 1991	981
2. 1996	897
3. 1989	808
4. 1953	795
5. 1987	778
6. 1954	772
7. 1995	766
8. 1993	765
9. 1997	752
10. 1992	739
1969	739

Free Throw Percentage

1. 1968	756
2. 1981	750
3. 1980	749
4. 1994	745
5. 1986	743
6. 1982	741
7. 1967	727
8. 1976	724
9. 1985	720
10. 1988	718

Rebounds

1. 1991	1,454
2. 1996	1,353
3. 1994	1,320
4. 1992	1,305
5. 1997	1,295
6. 1989	1,292
7. 1993	1,283
8. 1998	1,263
9. 1995	1,209
10. 1960	1,170

Rebound Average

1. 1960	48.8
1961	48.8
3. 1962	45.1
4. 1992	45.0
5. 1959	44.9
6. 1963	44.0
7. 1974	43.4
8. 1991	42.8
9. 1964	42.5
10. 1966	42.4

Assists (Since 1974)

1. 1991	696
2. 1985	615
3. 1996	608
4. 1989	592
5. 1994	581
6. 1995	572
7. 1986	558
8. 1983	555
9. 1993	540
1992	540

Fewest Turnovers (Since 1977)

1. 1982	302
2. 1981	318
3. 1985	339
4. 1986	341
5. 1979	364

Most Turnovers (Since 1977)

1. 1996	627
2. 1991	610
3. 1997	585
4. 1989	580
5. 1988	575

Blocked Shots (Since 1978)

1. 1997	202
2. 1996	185
3. 1992	169
4. 1991	165
5. 1998	156
6. 1995	151
7. 1993	131
8. 1994	117
9. 1990	100
10. 1989	97

Steals (Since 1978)

1. 1998	319
2. 1991	315
3. 1995	299
4. 1997	298
5. 1996	292
6. 1988	274
7. 1994	267
8. 1993	262
9. 1987	257
10. 1983	244



Husker Season Defensive Records

Fewest Points Allowed

1. 1950	1,233
2. 1949	1,322
3. 1951	1,345
4. 1948	1,356
5. 1953	1,432
6. 1958	1,478
7. 1959	1,504
8. 1955	1,508
9. 1960	1,516
10. 1957	1,519

Fewest Points Allowed Per Game

1. 1949	50.8
2. 1950	53.6
3. 1982	55.3
4. 1948	56.5
5. 1951	58.5
6. 1959	60.2
7. 1983	60.9
8. 1977	61.1
9. 1984	61.6
10. 1981	62.0

Fewest Points Allowed, Game

1. 32 vs. South Dakota, Dec. 3, 1949 (NU 61)
2. 34 vs. Kansas, Jan. 8, 1949 (52)
3. 38 vs. South Dakota, Dec. 16, 1947 (65)
38 vs. Santa Clara, Dec. 12, 1950 (53)
38 vs. Kansas, Feb. 11, 1961 (33)
6. 39 at San Jose State, Dec. 29, 1947 (38)
39 vs. Northwest Missouri State, Dec. 1, 1948 (59)
39 at Kansas, Feb. 11, 1961 (33)
39 vs. Northwest Missouri State, Dec. 8, 1949 (58)
39 vs. Northwest Missouri State, Dec. 4, 1950 (61)
39 vs. Air Force, Dec. 8, 1962 (43)

Most Points Allowed

1. 1991	2,977
2. 1996	2,643
3. 1988	2,578
4. 1987	2,454
5. 1994	2,419

Most Points Allowed Per Game

1. 1990	86.1
2. 1994	80.6
3. 1991	78.2
4. 1989	78.1
5. 1967	77.6

100-Point Games Against NU

1. 133 at Oklahoma, Feb. 21, 1987 (NU 97)
2. 119 by Marshall, March 13, 1967 (88, NIT)
3. 117 at Oklahoma, Jan. 13, 1996 (100, 3OT)
4. 115 at Oklahoma, Feb. 14, 1994 (111, OT)
5. 114 at Kansas State, Jan. 10, 1987 (82)
114 at Iowa State, Jan. 28, 1988 (76)
7. 113 at Oklahoma, March 5, 1988 (93)
113 by Oklahoma, March 8, 1991 (117, B8T, OT)

9. 112 at Houston, Dec. 12, 1969 (82)
10. *111 by Missouri, Jan. 13, 1990 (95)
11. 110 at Kansas, Feb. 26, 1966 (73)
12. 109 at California-Irvine, Nov. 28, 1986 (101)
109 by Southwestern Louisiana, Dec. 29, 1992 (80)
109 by Northern Iowa, Dec. 16, 1995 (104)
15. 108 at Kansas State, March 10, 1953 (80)
16. 107 at Missouri, Feb. 10, 1990 (85)
107 by Oklahoma, March 13, 1992 (85, B8T)
18. 106 at Oklahoma, March 7, 1992 (97)
106 by Oregon, Nov. 25, 1995 (114, OT)
20. 105 at Oklahoma, Jan. 31, 1990 (64)
105 at Texas, Jan. 21, 1998 (91)
22. 103 at Ohio State, Dec. 14, 1988 (76)
103 at Oklahoma, March 4, 1989 (76)
103 vs. Oklahoma State, Feb. 14, 1990 (84)
103 at Kansas, Jan. 25, 1992 (78)
26. 102 at Kansas, Feb. 8, 1958 (46)
102 at Wyoming, Dec. 7, 1966 (98)
102 at Oklahoma, Jan. 14, 1993 (89)
102 at Texas, Jan. 4, 1995 (74)
30. 101 at Iowa State, Feb. 24, 1990 (85)
101 at Southern Utah, Nov. 30, 1992 (106)
101 at Michigan State, Dec. 4, 1991 (78)
33. 100 by Kansas State, Dec. 26, 1963 (78)
100 at Kansas, Feb. 17, 1970 (87)
100 vs. Pepperdine, Dec. 2, 1989 (104)

Note: Nebraska is 4-31 when allowing 100 or more points, (wins indicated in bold). *Most points scored against NU in Lincoln.

100-Point Husker Outings

1. 117 vs. Oklahoma (113), March 8, 1991 (B8T, OT)
117 vs. Harvard (79), Dec. 1, 1989
3. 116 vs. Texas-Arlington (95), Dec. 21, 1992
116 vs. Nevada-Reno (71), Dec. 14, 1970
5. 114 vs. Oregon (106), Nov. 25, 1995 (OT)
6. 113 vs. Tennessee Tech (92), Dec. 14, 1990
113 vs. Augustana, S.D. (69), Nov. 26, 1983
8. *111 at Oklahoma (115), Feb. 14, 1994 (OT)
111 vs. Portland (85), Dec. 4, 1993
111 at Oklahoma (99), Jan. 26, 1991
111 vs. Fullerton State (74), Dec. 4, 1967
12. 110 vs. Oklahoma (90), Jan. 27, 1968
13. 108 vs. Colgate (76), Dec. 4, 1992
108 vs. Appalachian State (71), Dec. 31, 1994
15. 107 vs. St. Louis (79), Nov. 23, 1990
16. 106 vs. Colorado (67), Jan. 8, 1994
106 at Southern Utah (101), Nov. 30, 1991
18. 105 vs. Oklahoma (88), March 11, 1994 (B8T)
105 vs. Oklahoma (93), Feb. 16, 1991
105 vs. Toledo (68), Dec. 8, 1990
105 vs. Northwest Missouri State (64), Jan. 5, 1987
105 vs. Eastern Washington (71), Jan. 14, 1984
23. 104 vs. Pepperdine (100), Dec. 2, 1989
104 vs. Montana State (60), Dec. 23, 1978
104 vs. Northern Iowa (109), Dec. 16, 1995
26. 102 vs. Iowa State (86), Feb. 12, 1994
102 vs. Eastern Washington (67), Dec. 21, 1991
28. 101 at Wisconsin (88), Dec. 1, 1965
101 vs. South Dakota (69), Dec. 1, 1984
101 at California-Irvine (109), Nov. 28, 1986
101 vs. Northeastern Illinois (60), Dec. 21, 1994

32. 100 vs. Washington State (75), Dec. 12, 1966
- 100 vs. South Dakota State (83), Nov. 30, 1979
- 100 vs. Illinois (73), Nov. 24, 1990
- 100 vs. Creighton (83), Dec. 10, 1992
- 100 vs. Southern Utah (85), Jan. 5, 1993
- 100 at Colorado (86), Feb. 8, 1995
- 100 at Oklahoma (117), Jan. 13, 1996 (3OT)

Note: Nebraska is 34-4 when it has scored 100 or more points
 *Most points scored in loss

Fewest Points By NU, Game

1. 28 at Kansas State (53), March 1, 1949
2. 33 vs. Kansas (38), Feb. 11, 1961
3. 34 vs. Kansas State (48), Dec. 27, 1948
4. 35 vs. Oklahoma State (52), March 16, 1949
5. 36 at Kansas (49), Feb. 11, 1950
- 36 at Kansas State (71), Jan. 12, 1952
7. 38 at San Jose State (39), Dec. 29, 1947
8. 39 at Oklahoma (66), Feb. 10, 1958
- 39 at Oklahoma State (54), Feb. 7, 1959
- 39 vs. Kansas (45), Feb. 23, 1963
- 39 vs. Kansas State (41), March 7, 1984

Most Points Scored by Both Teams

1. 230 at Oklahoma 133, Nebraska 97, Feb. 21, 1987;
- 230 Nebraska 117, Oklahoma 113, March 8, 1991 (B8T, OT)
3. 226 at Oklahoma 115, Nebraska 111, Feb. 14, 1994 (OT)
4. 220 Nebraska 114, Oregon 106, Nov. 25, 1995 (OT)
5. 217 at Oklahoma 117, Nebraska 100, Jan. 13, 1996 (3OT)
6. 213 Northern Iowa 109, Nebraska 104, Dec. 16, 1995
7. 211 at Nebraska 116, Texas-Arlington 95, Dec. 21, 1992
8. 210 Nebraska 111, at Oklahoma 99, Jan. 26, 1991
- 210 at California-Irvine 109, Nebraska 101, Nov. 28, 1986
10. 207 Marshall 119, Nebraska 88, March 13, 1967 (NIT)
- 207 Nebraska 106, at Southern Utah 101, Nov. 30, 1991

Fewest Points by Both Teams

1. 71 Kansas 38, at Nebraska 33, Feb. 11, 1961
2. 77 at San Jose State 39, Nebraska 38, Dec. 29, 1947



Jerry Fort was the first player in school history to earn three-straight first-team All-Big Eight awards.

3. 80 Kansas State 41, at Nebraska 39, March 7, 1984 (B8T)
4. 81 at Kansas State 53, Nebraska 28, March 1, 1949
5. 82 Kansas State 48, Nebraska 34, Dec. 27, 1948 (KC,B7HT)
- 82 at Nebraska 43, Air Force 39, Dec. 8, 1962
7. 84 at Nebraska 43, Kansas 41, Feb. 22, 1958
- 84 Kansas 45, at Nebraska 39, Feb. 23, 1963
9. 85 Nebraska 44, at Iowa State 41, Feb. 19, 1949
- 85 at Kansas 49, Nebraska 36, Feb. 11, 1950

NU's Largest Victory Margins

	<u>Score</u>	<u>Margin</u>	<u>H/A</u>	<u>Opponent</u>	<u>Season</u>
1.	82-8	74	A	Crete	1906-07
2.	57-3	54	A	Nebraska Wesleyan	1898-99
	57-3	54	H	Doane	1899-1900
4.	62-10	52	H	Morningside	1911-12
	98-46	52	H	Southwest Missouri St.	1982-83
6.	93-43	50	H	Missouri Western State	1982-83
7.	63-14	49	H	Nebraska Wesleyan	1901-02
	91-42	49	H	Sam Houston State	1991-92
9.	88-41	47	H	Delaware State	1995-96
10.	52-7	45	H	Doane	1898-99
	57-12	45	H	Brown College "B"	1905-06
	56-11	45	H	Cotner	1913-14
	116-71	45	H	Nevada-Reno	1970-71

Note: NU's largest margin of victory over a conference opponent was 40 vs. Kansas, March 2, 1901 (48-8)

NU's Largest Victories At Devaney

	<u>Score</u>	<u>Margin</u>	<u>Opponent</u>	<u>Season</u>
1.	98-46	52	Southwest Missouri State	1982-83
2.	93-43	50	Missouri Western State	1982-83
3.	91-42	49	Sam Houston State	1991-92
4.	88-41	47	Delaware State	1995-96
	104-60	44	Montana State	1977-78
	113-69	44	Augustana (S.D.)	1983-84
7.	99-56	43	Northeast Missouri State	1985-86
8.	95-52	42	Delaware State	1994-95
9.	105-64	41	Northwest Missouri State	1986-87
10.	96-55	41	Morehead State	1994-95
11.	101-60	41	Northeastern Illinois	1994-95
12.	86-46	40	Creighton	1981-82
	86-46	40	The Citadel	1992-93
	106-67	39	Colorado	1993-94
15.	97-59	38	Colorado	1988-89
	117-79	38	Harvard	1989-90
17.	94-57	37	Mesa	1982-83
	105-67	37	Toledo	1990-91
19.	108-71	37	Appalachian State	1994-95
	85-48	37	Grambling State	1997-98

NU's Biggest Loss Margins

	<u>Score</u>	<u>Margin</u>	<u>Opponent</u>	<u>Season</u>
1.	46-102	56	at Kansas	1957-58
2.	29-73	44	at Haskell Institute	1901-02
3.	9-52	43	at Minnesota	1901-02
4.	27-69	42	at Illinois	1942-42
	30-72	42	at Kansas	1945-46
	47-89	42	Colorado (at K.C.)	1954-55
7.	64-105	41	at Oklahoma	1989-90
8.	15-55	40	at DePaul	1943-44
9.	53-93	40	at Oklahoma State	1994-95
10.	4-43	39	at Wisconsin	1907-08
	16-55	39	at Missouri	1921-22
	54-93	39	at Oklahoma State	1964-65




Annual Statistical Leaders, 1947-98

Points Scored

Year	Leader	G	Pts.	PPG
1998	Tyronn Lue	32	678	21.2
1997	Tyronn Lue	32	603	18.8
1996	Erick Strickland	35	516	14.7
1995	Jaron Boone	32	559	17.5
1994	Eric Piatkowski	30	646	21.5
1993	Eric Piatkowski	30	502	16.7
1992	Eric Piatkowski	29	414	14.3
1991	Rich King	34	526	15.5
1990	Rich King	28	450	16.1
1989	Beau Reid	32	382	11.9
1988	Derrick Vick	31	348	11.2
1987	Bernard Day	33	410	12.4
1986	Dave Hoppen	19	420	22.1
1985	Dave Hoppen	30	704	23.5
1984	Dave Hoppen	30	598	19.9
1983	Dave Hoppen	32	445	13.9
1982	Jack Moore	27	343	12.7
1981	Andre Smith	26	475	18.3
1980	Andre Smith	31	600	19.4
1979	Andre Smith	27	364	13.5
1978	Carl McPipe	29	445	15.3
1977	Carl McPipe	29	440	15.2

1976	Jerry Fort	27	513	19.0
1975	Jerry Fort	26	525	20.2
1974	Jerry Fort	26	468	18.0
1973	Jerry Fort	26	376	14.5
1972	Chuck Jura	26	551	21.2
1971	Marvin Stewart	26	556	21.4
1970	Tom Scantlebury	25	361	14.4
1969	Marvin Stewart	26	381	14.6
1968	Stuart Lantz	25	482	19.3
1967	Stuart Lantz	25	481	19.2
1966	Tom Baack	25	386	15.4
1965	Fred Hare	25	380	15.2
1964	Charlie Jones	25	322	12.9
1963	Daryl Petsch	25	369	14.8
1962	Tom Russell	25	412	16.5
1961	Tom Russell	24	300	12.5
1960	Herschell Turner	24	382	15.9
1959	Herschell Turner	25	428	17.1
1958	Wilson Fitzpatrick	23	264	11.5
	Gary Reimers	23	264	11.5
1957	Rex Ekwall	23	307	13.3
1956	Rex Ekwall	21	312	14.9
1955	Willard Fagler	21	285	13.6
1954	Bill Johnson	21	382	18.2
1953	Bill Johnson	20	277	13.9
1952	Jim Buchanan	24	400	16.7
1951	Bob Pierce	23	384	16.7
1950	Bus Whitehead	23	360	15.7
1949	Claude Retherford	26	311	12.0
1948	Claude Retherford	24	259	10.8




Erick Strickland, now with the NBA's Dallas Mavericks, led the Huskers in scoring in 1995-96 and is sixth on NU's career scoring chart.

Field Goal Percentage

Year	Leader*	G	FG-FGA	Pct.
1998	Venson Hamilton	32	139-269	.517
1997	Mikki Moore	33	144-247	.583
1996	Mikki Moore	35	118-202	.584
1995	Terrance Badgett	32	106-212	.500
1994	Bruce Chubick	31	121-215	.563
1993	Bruce Chubick	31	90-173	.520
1992	Dapreis Owens	29	116-213	.545
1991	Rich King	34	202-352	.574
1990	Rich King	28	170-305	.557
1989	Richard van Poelgeest	29	103-177	.582
1988	Pete Manning	31	111-188	.590
1987	Derrick Vick	32	131-240	.546
1986	Bernard Day	30	158-280	.564
1985	Dave Hoppen	30	270-418	.646
1984	Dave Hoppen	30	220-367	.599
1983	Greg Downing	31	101-174	.580
1982	Ray Collins	28	111-221	.502
1981	Andre Smith	26	185-314	.589
1980	Andre Smith	31	237-388	.611
1979	Andre Smith	27	146-256	.570
1978	Andre Smith	27	105-190	.553
1977	Carl McPipe	29	183-376	.487
1976	Larry Cox	27	133-198	.672
1975	Larry Cox	26	72-151	.589
1974	Tom Novak	22	62-140	.443
1973	Brendy Lee	26	88-192	.458
1972	Chuck Jura	26	111-181	.613
1971	Chuck Jura	26	181-306	.592
1970	Sam Martin	22	58-116	.500
1969	Leroy Chalk	26	98-182	.538

1968	Stuart Lantz	25	173-349	496
1967	Stuart Lantz	25	190-368	516
1966	Grant Simmons	25	131-267	491
1965	Willie Campbell	18	47-111	423
1964	Charlie Jones	25	143-320	447
1963	Ivan Grupe	25	100-210	476
1962	Tom Russell	25	136-243	560
1961	Tom Russell	24	97-201	483
1960	Herschell Turner	24	143-326	439
1959	Wayne Hester	25	68-147	463
1958	Gary Reimers	23	84-203	414
1957	Gary Reimers	23	106-229	463
1956	Rex Ekwall	21	102-237	430
1955	Rex Ekwall	21	88-194	454
1954	Bill Johnson	21	130-301	432
1953	Bill Johnson	20	80-199	422
1952	Jim Buchanan	24	173-484	357
1951	Bob Pierce	23	131-327	401
1950	Jim Buchanan	23	58-159	365
1949	Bus Whitehead	26	99-284	349
1948	Rodney Cox	24	62-180	344

*Minimum of 5 att. per game while playing in 75% of team's games



Dave Hoppen was the first Nebraska player to have his jersey retired.


Rebounds

Year	Leader	G	Reb.	RPG
1998	Venson Hamilton	32	315	9.8
1997	Venson Hamilton	32	269	8.4
1996	Bernard Garner	35	222	6.3
1995	Mikki Moore	32	198	6.2
1994	Bruce Chubick	31	219	7.3
1993	Derrick Chandler	31	252	8.1
1992	Derrick Chandler	29	238	8.2
1991	Rich King	34	274	8.1
1990	Rich King	28	208	7.4
1989	Pete Manning	33	201	6.1
1988	Derrick Vick	31	162	5.2
1987	Bill Jackman	33	213	6.5
1986	Bernard Day	30	198	6.6
1985	Dave Hoppen	30	258	8.6
1984	Dave Hoppen	30	207	6.9
1983	Claude Renfro	32	175	5.5
1982	Jerry Shoecraft	28	122	4.4
1981	Andre Smith	26	172	6.6
1980	Andre Smith	31	251	8.1
1979	Carl McPipe	26	196	7.5
1978	Carl McPipe	29	228	7.9
1977	Carl McPipe	29	241	8.3
1976	Larry Cox	27	166	6.1
1975	Bob Siegel	26	227	8.7
1974	Brendy Lee	26	197	7.6
1973	Brendy Lee	26	185	7.1
1972	Chuck Jura	26	305	11.7
1971	Leroy Chalk	26	290	11.2
1970	Leroy Chalk	24	235	9.4
1969	Leroy Chalk	26	257	9.9
1968	Stuart Lantz	25	179	7.2
1967	Stuart Lantz	25	193	7.7
1966	Stuart Lantz	25	199	8.0
1965	Fred Hare	25	185	7.4
1964	Charlie Jones	25	171	6.8
1963	Charlie Jones	25	204	8.2
1962	Tom Russell	25	200	8.0
1961	Tom Russell	24	232	9.7
1960	Herschell Turner	24	193	8.0
1959	Herschell Turner	25	244	9.8
1958	Herschell Turner	23	189	8.2
1957	Rex Ekwall	23	214	9.3
1956	Rex Ekwall	21	224	10.7
1955	Rex Ekwall	21	241	11.5
1954	Bill Johnson	21	236	11.2
1953	Bill Johnson	20	188	9.4
1952	Bill Johnson	19*	145	7.6

*Rebounding statistics missing for five games in 1952, and not available for seasons prior to 1952

Free Throw Percentage

Year	Leader*	G	FT-FTA	Pct.
1998	Tyronn Lue	32	120-145	.828
1997	Tyronn Lue	32	126-155	.813
1996	Erick Strickland	35	116-141	.823
1995	Tom Wald	32	80-96	.833
1994	Erick Strickland	30	77-95	.811
1993	Eric Piatkowski	30	98-129	.760
1992	Jamar Johnson	28	53-63	.841
1991	Eric Piatkowski	34	72-86	.837
1990	Clifford Scales	26	84-100	.840
1989	Eric Johnson	32	94-121	.777
1988	Jeff Rekeweg	31	74-88	.841



Jamar Johnson was the point guard for three Nebraska NCAA Tournament teams, leading the Huskers in assists each season from 1992-94.

1987	Brian Carr	33	84-104	808
1986	Brian Carr	30	79-93	849
1985	Dave Hoppen	30	164-210	781
1984	David Ponce	30	67-77	870
1983	David Ponce	30	85-106	802
1982	Jack Moore	27	123-131	939
1981	Jack Moore	27	118-128	922
1980	Jack Moore	31	184-211	872
1979	Andre Smith	27	72-110	655
1978	Brian Banks	30	73-103	709
1977	Carl McPipe	29	74-108	685
1976	Larry Cox	27	92-124	742
1975	Larry Cox	26	78-104	750
1974	Bob Siegel	26	42-56	750
1973	Ricky Marsh	26	43-56	768
1972	Kent Reckewey	19	35-41	854
1971	Tony Riehl	26	44-58	759
1970	Leroy Chalk	26	52-63	825
1969	Tom Scantlebury	25	81-104	779
1968	Bob Gratopp	26	141-178	792
1967	Tom Baack	25	82-99	828
1966	Tom Baack	25	73-90	811
1965	Tom Baack	25	92-108	852
1964	Grant Simmons	25	82-121	678
1963	Coley Webb	24	56-88	636
1962	Ivan Grupe	25	66-90	733
1961	Tom Russell	25	140-182	769
1960	Jim Kowalke	18	46-62	742
1959	Jan Wall	24	46-62	742
1958	Jan Wall	18	31-39	795

1957	Herschell Turner	25	136-183	743
1956	Gary Reimers	23	96-123	780
1955	Rex Ekwall	23	95-127	748
1954	Rex Ekwall	21	108-151	715
1953	Gary Renzelman	21	53-68	779
1952	Fred Seger	21	90-139	647
1951	Gerald Sandbulte	18	35-47	745
1950	Joe Good	22	52-75	693
1949	Bob Pierce	23	122-158	772
1948	Bob Gates	23	37-49	755
1947	Bus Whitehead	26	75-108	694
1946	Rodney Cox	24	38-57	667

*Minimum of 2 att. per game while playing in 75% of team's games


3-Point Percentage

Year	Leader*	G	3FG-Att.	Pct.
1998	Tyronn Lue	32	78-209	.373
1997	Cookie Belcher	33	30-76	.395
1996	Jaron Boone	34	59-167	.353
1995	Jaron Boone	32	70-182	.385
1994	Jaron Boone	30	35-95	.368
1993	Eric Piatkowski	30	48-129	.372
1992	Jamar Johnson	28	39-95	.411
1991	Clifford Scales	34	26-57	.456
1990	Chris Cresswell	26	37-97	.381
1989	Ray Richardson	32	57-145	.393
1988	Beau Reid	28	26-67	.388
1987	Henry T. Buchanan	33	28-62	.452


*Minimum of 1.5 att. per game while playing in 75% of team's games

Assists

Year	Leader	G	No.	Avg.
1998	Tyronn Lue	32	152	4.8
1997	Tyronn Lue	32	136	4.3
1996	Tyronn Lue	35	144	4.1
1995	Erick Strickland	31	133	4.3
1994	Jamar Johnson	28	123	4.4
1993	Jamar Johnson	28	102	3.3
1992	Jamar Johnson	28	130	4.6
1991	Beau Reid	34	130	3.8
1990	Clifford Scales	26	110	4.2
1989	Eric Johnson/Beau Reid	32	135	4.2



Jack Moore (14) led NU in minutes played for three straight seasons and teammate Andre Smith (40) led NU in scoring in 1979, 1980 and 1981.



Mikki Moore led the Huskers in blocked shots three consecutive seasons and holds the Husker career rejection record with 236 blocked shots.

1988	Eric Johnson	31	112	3.6
1987	Brian Carr	33	166	5.0
1986	Brian Carr	30	201	6.7
1985	Brian Carr	30	237	7.9
1984	David Ponce	30	124	4.1
1983	Stan Cloudy	28	106	3.3
1982	Jack Moore	27	109	4.0
1981	Jack Moore	27	108	4.0
1980	Jack Moore	31	145	4.7
1979	Bob Moore	27	81	3.0
1978	Brian Banks	30	96	3.2
1977	Allen Holder	29	119	4.1
1976	Jerry Fort	27	85	3.1
1975	Steve Erwin	26	85	3.3
1974	Ricky Marsh	26	77	3.0

Blocked Shots

Year	Leader	G	No.	Avg.
1998	Venson Hamilton	32	66	2.1
1997	Mikki Moore	33	88	2.7
1996	Mikki Moore	35	71	2.1
1995	Mikki Moore	32	67	2.1
1994	Terrance Badgett	29	26	0.9
1993	Derrick Chandler	31	53	1.7
1992	Derrick Chandler	29	91	3.1
1991	Rich King	34	68	2.0
1990	Rich King	28	45	1.6
1989	Rich King	33	50	1.5
1988	Derrick Vick	31	21	0.7
1987	Derrick Vick	32	19	0.6
1986	Dave Hoppen	19	11	0.6
1985	Ronnie Smith	29	13	0.4
	Dave Hoppen	30	13	0.4
1984	Dave Hoppen	30	12	0.4
1983	Dave Hoppen	32	19	0.6
1982	Lenard Johnson	27	23	0.9
1981	Andre Smith	26	20	0.8
1980	Greg Downing	31	15	0.5
1979	Carl McPipe	26	30	1.2
1978	Terry Novak	30	18	0.6

Steals

Year	Leader	G	No.	Avg.
1998	Cookie Belcher	32	75	2.3
1997	Cookie Belcher	33	87	2.6
1996	Erick Strickland	35	61	1.7
1995	Erick Strickland	31	89	2.9
1994	Erick Strickland	30	60	2.0
1993	Jamar Johnson	31	52	1.7
1992	Jamar Johnson	28	36	1.3
1991	Clifford Scales	34	64	1.9
1990	Clifford Scales	26	44	1.7
1989	Eric Johnson	32	68	2.1
1988	Eric Johnson	31	60	1.9
1987	Brian Carr	33	67	2.0
1986	Brian Carr	30	31	1.0
1985	Curtis Moore	30	45	1.5
1984	David Ponce	30	36	1.2
1983	Greg Downing	31	46	1.5
1982	Ray Collins	28	38	1.4
1981	Jack Moore	27	36	1.3
1980	Jack Moore	31	42	1.4
1979	Brian Banks	24	34	1.4
1978	Brian Banks	30	36	1.2

Minutes Played

Year	Leader	G	Min.	Avg.
1998	Tyrone Lue	32	1,149	35.9
1997	Tyrone Lue	32	1,150	35.9
1996	Jaron Boone	34	1,105	32.5
1995	Jaron Boone	32	1,043	32.6
1994	Eric Piatkowski	30	972	32.4
1993	Eric Piatkowski	30	892	29.7
1992	Eric Piatkowski	29	873	30.1
1991	Clifford Scales	34	982	28.9
1990	Clifford Scales	26	824	31.7
1989	Eric Johnson	32	996	31.1
1988	Eric Johnson	31	889	28.7
1987	Brian Carr	33	1,065	32.3
1986	Brian Carr	30	1,063	35.4
1985	Dave Hoppen	30	1,155	38.5
1984	Dave Hoppen	30	1,058	35.3
1983	Stan Cloudy	32	1,021	31.9
1982	Jack Moore	27	1,017	37.7
1981	Jack Moore	27	984	36.4
1980	Jack Moore	31	1,143	36.9
1979	Bob Moore	27	868	32.1



Nebraska Year-by-Year Statistics

Season	Won-Lost	FG-FGA	Pct.	FT-FTA	Pct.	Reb.-Avg.	Pts.-Avg.
1948	11-13	494-1,717	.288	356-613	.581	*	1,344-56.0
1949	16-10	504-1,719	.293	351-595	.590	*	1,359-52.3
1950	16-7	490-1,506	.325	369-598	.617	*	1,349-58.7
1951	9-14	440-1,283	.343	329-447	.662	*	1,209-52.6
1952	7-17	569-1,661	.343	357-603	.592	888-37.0	1,495-62.3
1953	9-11	444-1,252	.355	510-795	.642	835-41.8	1,398-69.9
1954	8-13	503-1,336	.376	463-772	.600	747-35.6	1,469-70.0
1955	9-12	506-1,288	.393	474-681	.696	882-42.0	1,486-70.8
1956	7-16	490-1,421	.345	452-715	.632	770-33.5	1,432-62.3
1957	11-12	487-1,301	.374	446-667	.669	905-39.3	1,420-61.7
1958	10-13	470-1,255	.375	387-637	.608	892-38.8	1,327-57.7
1959	12-13	531-1,422	.373	402-619	.649	1,122-44.9	1,464-58.6
1960	7-17	561-1,559	.360	370-573	.646	1,170-48.8	1,492-62.7
1961	10-14	554-1,447	.383	437-651	.671	1,162-48.4	1,545-64.4
1962	9-16	575-1,470	.391	389-592	.657	1,128-45.1	1,539-61.6
1963	6-19	573-1,502	.381	341-554	.616	1,101-44.0	1,487-59.5
1964	8-17	645-1,676	.385	289-521	.555	1,063-42.5	1,579-63.2
1965	10-15	635-1,611	.394	436-724	.602	1,053-42.1	1,706-68.2
1966	20-5	739-1,708	.433	450-650	.692	1,061-42.4	1,928-77.2
1967	16-9	784-1,749	.448	424-583	.727	1,032-41.3	1,992-78.9
1968	15-10	725-1,612	.450	504-659	.765 (3)	835-33.4	1,954-78.2
1969	12-14	690-1,587	.435	527-739	.713	908-34.9	1,908-73.4
1970	16-9	696-1,527	.455	421-620	.679	899-36.0	1,813-72.5
1971	18-8	753-1,490	.505 (6)	402-574	.700	890-34.2	1,908-73.4
1972	14-12	734-1,509	.486	367-579	.634	1,022-39.3	1,835-70.6
1973	9-17	704-1,647	.427	244-380	.642	972-37.4	1,652-63.5
1974	14-12	725-1,730	.419	291-443	.657	1,121-43.1	1,741-67.0
1975	14-12	741-1,679	.441	317-485	.654	1,032-39.7	1,799-69.2
1976	19-8	715-1,637	.465	385-532	.724	890-33.0	1,815-67.2
1977	15-14	732-1,638	.447	350-541	.647	1,010-34.8	1,814-62.6
1978	22-8	829-1,696	.489	374-551	.679	963-32.1	2,032-67.7
1979	14-13	720-1,555	.463	289-438	.660	882-32.7	1,729-64.0
1980	18-13	812-1,600	.508	507-677	.749 (15)	809-26.1	2,131-68.7
1981	15-12	666-1,360	.490	380-507	.750 (11)	737-27.3	1,712-63.4
1982	16-12	679-1,441	.471	409-552	.741 (11)	777-27.8	1,767-63.1
1983	22-10	855-1,667	.513	478-696	.687	979-30.6	2,188-68.4
1984	18-12	786-1,529	.514	376-534	.704	846-28.2	1,948-64.9
1985	16-14	873-1,706	.512	409-568	.720	913-30.4	2,155-71.8
1986	19-11	835-1,635	.511	455-612	.743	902-30.1	2,125-70.8

Season	W-L	FG-FGA	Pct.	3FG-Att.	Pct.	FT-FTA	Pct.	Reb.-Avg.	Pts.-Avg.
1987	21-12	904-1,933	.468	120-325	.369	544-778	.699	1,119-33.9	2,472-74.9
1988	13-18	832-1,737	.479	88-246	.358	456-636	.718	1,016-32.8	2,208-71.2
1989	17-16	936-1,991	.470	122-335	.364	541-808	.670	1,292-39.2	2,535-76.8
1990	10-18	829-1,759	.471	106-302	.351	495-717	.690	1,069-38.2	2,259-80.7
1991	26-8	1,081-2,185	.495	125-358	.349	690-981	.703	1,454-42.8	2,977-87.6
1992	19-10	842-1,826	.461	183-489	.374	467-739	.632	1,305-45.0	2,334-80.5
1993	20-11	908-1,975	.460	158-468	.338	523-765	.684	1,283-41.4	2,497-80.5
1994	20-10	956-1,978	.483	194-564	.344	514-690	.745 (9)	1,201-40.0	2,620-87.3(11)
1995	18-14	907-1,947	.466	173-504	.343	523-766	.683	1,209-37.8	2,510-78.4
1996	21-14	1,007-2,089	.482	176-494	.356	618-897	.689	1,353-38.7	2,808-80.2
1997	18-15	895-1,927	.464	113-349	.324	504-752	.670	1,295-39.2	2,407-72.9
1998	20-12	867-1,938	.447	150-436	.344	406-649	.626	1,263-39.5	2,290-71.6

*Rebounding statistics unavailable prior to 1952 and for five games in 1952.

Note: National rank, if any, indicated in ().

Opponents' Year-by-Year Statistics

Season	Games	FG-FGA	Pct.	FT-FTA	Pct.	Reb.-Avg.	Pts.-Avg.
1948	24	503-*	*	350-588	.627	*	1,356-56.5
1949	26	487-*	*	348-600	.580	*	1,322-50.8
1950	23	437-*	*	359-586	.613	*	1,233-53.6
1951	23	531-1,462	.363	283-445	.636	*	1,345-58.5
1952	24	*	*	*	*	*	1,580-65.8
1953	20	487-1,409	.346	458-707	.648	790-39.5	1,432-71.6
1954	21	546-1,407	.388	461-721	.639	707-33.7	1,553-74.0
1955	21	497-1,451	.343	514-748	.687	940-44.8	1,508-71.8
1956	23	574-1,626	.353	491-712	.690	1,019-44.3	1,639-71.3
1957	23	513-1,475	.348	493-754	.654	1,010-43.9	1,519-66.0
1958	23	567-1,526	.372	344-539	.638	985-42.8	1,478-64.3
1959	25	565-1,538	.367	374-559	.669	1,135-45.4	1,504-60.2
1960	24	545-1,476	.369	426-655	.650	1,191-49.6	1,516-63.2
1961	24	595-1,621	.367	381-571	.667	1,161-48.4	1,571-65.5
1962	25	656-1,584	.414	364-518	.703	1,052-42.1	1,676-67.0
1963	25	622-1,457	.427	441-639	.690	1,062-42.5	1,685-67.4
1964	25	661-1,633	.405	478-698	.685	1,097-43.9	1,800-72.0
1965	25	676-1,631	.414	486-714	.681	946-37.8	1,838-73.5
1966	25	718-1,666	.431	367-575	.638	987-39.5	1,803-72.1
1967	25	730-1,635	.446	480-691	.695	992-39.7	1,940-77.6
1968	25	750-1,526	.491	370-550	.673	799-32.0	1,870-74.8
1969	26	736-1,639	.449	451-656	.688	886-34.1	1,923-74.0
1970	25	674-1,457	.462	456-675	.676	839-33.6	1,804-72.1
1971	26	689-1,483	.465	384-600	.640	906-34.8	1,762-67.7 (15)
1972	26	654-1,519	.431	451-657	.686	973-37.4	1,759-67.7
1973	26	767-1,706	.450	275-423	.650	1,194-45.9	1,809-69.2
1974	26	716-1,729	.414	301-448	.672	1,084-41.7	1,733-66.7
1975	26	716-1,598	.448	365-525	.695	1,121-43.1	1,797-69.1
1976	27	674-1,447	.468	347-518	.670	907-33.6	1,695-62.8 (8)
1977	29	694-1,572	.441	383-547	.700	1,049-36.2	1,771-61.1 (6)
1978	30	735-1,546	.475	418-608	.688	967-32.2	1,888-62.9 (8)
1979	27	646-1,333	.485	391-552	.708	931-34.5	1,683-62.3 (9)
1980	31	856-1,644	.521	389-519	.750	952-30.7	2,101-67.8
1981	27	631-1,265	.499	350-473	.739	753-29.0	1,612-62.0 (14)
1982	28	607-1,351	.449	335-474	.707	883-31.5	1,549-55.3 (10)
1983	32	766-1,606	.477	418-609	.686	963-30.1	1,950-60.9
1984	30	723-1,452	.498	403-565	.713	821-27.4	1,849-61.6
1985	30	834-1,652	.505	401-574	.699	935-31.2	2,069-69.0
1986	30	822-1,669	.493	356-537	.663	923-30.8	2,000-66.7

Season	Games	FG-FGA	Pct.	3FG-Att.	Pct.	FT-FTA	Pct.	Reb.-Avg.	Pts.-Avg.
1987	33	887-1,888	.470	143-338	.423	537-773	.695	1,201-36.4	2,454-74.4
1988	31	803-1,684	.477	120-317	.379	602-844	.713	1,018-32.8	2,328-75.1
1989	33	916-2,011	.455	160-420	.381	586-880	.666	1,204-36.5	2,578-78.1
1990	28	863-1,817	.475	168-417	.403	516-715	.722	1,065-38.0	2,410-86.1
1991	34	950-2,173	.437	209-605	.345	563-891	.632	1,230-36.2	2,672-78.6
1992	29	846-2,016	.429	178-544	.327	345-563	.613	1,118-38.6	2,215-76.4
1993	31	827-1,923	.430	154-508	.303	538-833	.646	1,175-37.9	2,346-75.7
1994	30	850-1,951	.436	196-599	.327	523-791	.661	1,165-38.8	2,419-80.6
1995	32	831-1,997	.416	230-652	.353	475-707	.672	1,272-39.8	2,367-74.0
1996	35	900-2,174	.414	212-613	.346	631-956	.660	1,319-37.7	2,643-75.5
1997	33	791-1,928	.410	185-519	.356	589-864	.682	1,162-35.2	2,356-71.4
1998	32	774-1,935	.400	202-635	.318	442-671	.659	1,222-38.2	2,192-68.5

Note: NU's national defensive rank, if any, indicated in ().



Series Records in the Devaney Center

Opponent	W-L	Pct.
Alabama-Birmingham	1-0	1.000
Angelo State	1-0	1.000
Appalachian State	2-0	1.000
Arizona State	1-0	1.000
Arkansas	2-1	.667
Arkansas State	1-0	1.000
Arkansas Tech	1-0	1.000
Augustana (S.D.)	1-0	1.000
Ball State	1-0	1.000
Baylor	2-0	1.000
Bowling Green	2-0	1.000
Brooklyn	2-0	1.000
California-Davis	1-0	1.000
California-Irvine	0-1	.000
Cal State-Bakersfield	1-0	1.000
Cal State-Sacramento	3-0	1.000
Canisius	1-0	1.000
Citadel	2-0	1.000
Chicago State	1-0	1.000
Colgate	1-0	1.000
Colorado	19-4	.826
Colorado State	3-0	1.000
Columbia	1-0	1.000
Coppin State	1-0	1.000
Creighton	11-0	1.000
Delaware State	2-0	1.000
Denver	1-0	1.000
Detroit	1-0	1.000
Drake	1-0	1.000
Eastern Illinois	2-0	1.000
Eastern Washington	3-0	1.000
Evansville	1-0	1.000
Florida A&M	1-0	1.000
Furman	1-0	1.000
Georgia	1-1	.500
Georgia Southern	1-0	1.000
Grambling State	2-1	.667
Harvard	1-0	1.000
Idaho	1-2	.333
Idaho State	1-0	1.000
Iona	1-0	1.000
Iowa	0-1	.000
Iowa State	15-8	.652
Kansas	14-8	.636
Kansas State	15-8	.652
Kent	1-0	1.000
Lehigh	1-0	1.000
Long Beach State	1-0	1.000
Mankato State	1-0	1.000
Marquette	1-0	1.000
Maryland-Baltimore County	1-0	1.000
Mesa	1-0	1.000
Miami (Ohio)	1-0	1.000
Michigan State	2-1	.667
Minnesota*	1-2	.333
Mississippi	1-0	1.000
Missouri	11-11	.500
Missouri-Kansas City	5-0	1.000
Missouri-St. Louis	1-0	1.000
Missouri Southern	1-0	1.000
Missouri Western	1-0	1.000
Montana	1-0	1.000
Montana State	1-0	1.000
Morehead State	1-0	1.000
Nebraska-Omaha	1-0	1.000
Nevada-Reno	1-0	1.000
New Orleans	1-0	1.000
North Texas	1-0	1.000
Northeast Missouri State	2-0	1.000
Northeastern Illinois	2-0	1.000
Northern Illinois	2-0	1.000
Northern Iowa	2-1	.667
Northwest Missouri State	4-0	1.000
Ohio	1-0	1.000
Ohio State	0-1	.000
Oklahoma	11-11	.500
Oklahoma State	17-6	.739
Oregon	1-0	1.000
Oregon State	1-0	1.000
Penn State	1-1	.500
Pepperdine	1-0	1.000
Portland	1-0	1.000
Portland State	1-0	1.000
Purdue	0-1	.000
Sam Houston State	3-0	1.000
San Jose State	1-0	1.000
Sonoma State	1-0	1.000
South Dakota	2-0	1.000
South Dakota State	2-0	1.000
Southern California	1-0	1.000
Southern Colorado	1-0	1.000
Southern Illinois	1-0	1.000
Southern Utah	2-0	1.000
Southwest Missouri State	1-0	1.000
Tennessee Tech	1-0	1.000
Texas	2-1	.667
Texas A&M	3-0	1.000
Texas Arlington	1-0	1.000
Texas Christian	1-0	1.000
Texas-San Antonio	3-0	1.000
Texas Tech	2-1	.667
Toledo	1-0	1.000
Tulane	1-0	1.000
UNC Greensboro	1-0	1.000
UNC Wilmington	1-0	1.000
Utah State	1-0	1.000
Wagner	1-0	1.000
Washington	2-0	1.000
Washington State	1-1	.500
Weber State	1-0	1.000
Western Illinois	3-0	1.000
Wichita State	1-0	1.000
Wisconsin	2-0	1.000
Wisconsin-Green Bay	1-0	1.000
Wisconsin-Oshkosh	1-0	1.000
Wisconsin-Stevens Point	2-0	1.000
Wisconsin-Stout	1-0	1.000
Wyoming	4-1	.800
Non-Conference Totals	160-18	.899
Conference	**106-56	.654
All-Time Record	266-74	.782

Bold indicates 1998-99 home opponents
 *Minnesota later forfeited one game to Nebraska
 **Includes Big Eight/12 Tournament games


Bob Devaney Sports Center Records

Nebraska Individual

Points: 40, Rich King vs. Northern Illinois, Feb. 18, 1991
Field Goals: 15, Andre Smith vs. Wisconsin-Oshkosh, Jan. 4, 1980 (18 att.)
Field Goal Attempts: 27, Tyronn Lue vs. Missouri, Feb. 18, 1998 (10 made)
Field Goals, No Misses: 9, Dave Hoppen vs. Southern Illinois, Nov. 26, 1985; **Venson Hamilton vs. Iowa State, Feb. 3, 1996**
3-Point Goals: 7, Chris Cresswell vs. Texas A&M, Dec. 20, 1990 (10 att.)
3-Point Goals Attempted: 11, Henry T. Buchanan vs. Kansas State, March 2, 1988 (4 made); Eric Piatkowski vs. Oklahoma, Jan. 29, 1994
3-Point Percentage: .833, Ray Richardson vs. Sam Houston State, Jan. 6, 1990 (5-6); Erick Strickland vs. Missouri, Jan. 30, 1993 (5-6, OT)
Free Throws: 16, Eric Johnson vs. Creighton, Nov. 26, 1988 (18 att.); Rich King vs. Northern Illinois, Feb. 18, 1991 (19 att.)
Free Throw Attempts: 19, Rich King vs. Northern Illinois, Feb. 18, 1991 (16 made)
Free Throws, No Misses: 15, Jack Moore vs. Oklahoma State, Feb. 10, 1982
Rebounds: 20, Derrick Chandler vs. Oklahoma, Jan. 27, 1992
Assists: 14, Brian Carr vs. California-Irvine, Dec. 2, 1985
Blocked Shots: 9, Mikki Moore vs. Coppin State, Dec. 6, 1996
Steals: 8, Greg Downing, vs. Missouri-Kansas City, Dec. 8, 1982
Minutes: 60, Jack Moore and Andre Smith vs. Alabama-Birmingham, Dec. 22, 1979 (4OT)

Opponent Individual

Points: 43, Harold Miner for Southern Cal, Nov. 25, 1991
Field Goals: 16, Ron Kellogg for Kansas, Feb. 2, 1985 (19 att.)
Field Goal Attempts: 34, Harold Miner for Southern Cal, Nov. 25, 1991 (15 made)
Field Goals, No Misses: 7, Gary Taylor for Southern Colorado, Nov. 29, 1984



Eric Johnson holds the Devaney Center record for free throws in a game with 16 against Creighton in 1988.

3-Point Goals: 8, Brad Soucie for Eastern Michigan vs. Pittsburgh, March 18, 1988 (NCAA, 14 att.); Randy Rutherford for Oklahoma State, Feb. 1, 1995 (14 att.); Jerald Brown for Texas A&M, Jan. 11, 1997 (10 att.)

3-Point Goals Attempted: 14, Brad Soucie for Eastern Michigan vs. Pittsburgh, March 18, 1988 (NCAA, 8 made); William Cook for Appalachian State, Dec. 19, 1992 (4 made); Mark Atkins for Missouri, Jan. 24, 1994 (4 made); Randy Rutherford for Oklahoma State, Feb. 1, 1995 (8 made); Roddrick Miller for Baylor, Feb. 14, 1998 (4 made)

3-Point Percentage: .833, Matt Roggenburk for Creighton, Nov. 26, 1988 (5-6)

Free Throws: 15, Steve Rothert for Army vs. San Jose State, Dec. 2, 1988 (16 att.); Byron Houston for Oklahoma State, Feb. 14, 1990 (18 att.); Shawn Respert for Michigan State, Dec. 10, 1994 (16 att.)

Free Throw Attempts: 18, Byron Houston for Oklahoma State, Feb. 14, 1990 (15 made)

Free Throws, No Misses: 12, Jeff Hornacek for Iowa State, Feb. 18, 1984
Rebounds: 20, Jerome Lane for Pittsburgh vs. Vanderbilt, March 20, 1988 (NCAA)

Assists: 14, Jeff Bowling for Air Force vs. Pepperdine, Dec. 1, 1989

Blocked Shots: 6, Wendell Williams for North Texas vs. Army, Dec. 3, 1988

Steals: 7, George Abrams for Eastern Washington, Dec. 3, 1979; Van Usher for Tennessee Tech, Dec. 14, 1990

Minutes Played: 58, Keith McCord for Alabama-Birmingham, Dec. 22, 1979 (4OT)

Nebraska Team

Points in a Game: 117, vs. Harvard, Dec. 1, 1989

Fewest Points in a Game: 39, vs. Kansas State, March 7, 1984

Points in a Half: 66, vs. Oklahoma, Feb. 16, 1991 (2nd)

Fewest Points in a Half: 15, vs. Kansas State, March 7, 1984 (2nd)

Margin of Victory: 52, vs. Southwest Missouri St., Jan. 15, 1983

Field Goals: 48, vs. Montana State, Dec. 23, 1977 (87 att.); vs. Eastern Washington, Jan. 14, 1984 (80 att.)

Field Goal Attempts: 88, vs. Tennessee Tech, Dec. 14, 1990 (45 made)

Field Goal Percentage: .750, vs. Nebraska-Omaha, Jan. 25, 1988 (42-56)

Lowest Field Goal Percentage: .313, vs. Iowa State, Feb. 18, 1984 (20-64)

3-Point Goals: 12, vs. Colorado, Jan. 8, 1994 (22 att.)

3-Point Goals Attempted: 26, vs. Missouri, Jan. 24, 1994 (2 made); vs. Oklahoma (7 made), Jan. 29, 1994

3-Point Percentage: .667, vs. Chicago State, Jan. 16, 1990 (8-12); vs. Western Illinois, Nov. 19, 1997 (10-15)

Free Throws: 43, vs. Texas, Jan. 3, 1996 (43-59 att.)

Fewest Free Throws: 1, vs. Kansas State, Jan. 21, 1989 (6 att.)

Free Throw Attempts: 59, vs. Texas, Jan. 3, 1996 (43 made)

Fewest Free Throws Attempted: 3, vs. Missouri, Jan. 16, 1982 (2 made)

Free-Throw Percentage: .939, vs. Oklahoma State, Feb. 10, 1982 (31-33)

Rebounds: 72, vs. Oklahoma, Jan. 27, 1992

Fewest Rebounds: 14, vs. Missouri, Feb. 26, 1983

Personal Fouls: 34, vs. Kansas, Jan. 8, 1990

Fewest Personal Fouls: 9, vs. Chicago State, Jan. 16, 1990

Disqualifications: 3, several times

Assists: 36, vs. Montana State, Dec. 23, 1977

Turnovers: 30, vs. Texas, Jan. 3, 1996

Fewest Turnovers: 4, vs. Kansas State, Feb. 3, 1982; vs. Oklahoma, Feb. 2, 1983

Blocked Shots: 15, vs. Coppin State, Dec. 6, 1996

Steals: 22, vs. Florida A&M, Dec. 20, 1993

Opponent Team

Points in a Game: 111, by Missouri, Jan. 13, 1990
Fewest Points in a Game: 41, by Kansas State, March 7, 1984; 41, by Delaware State, Dec. 20, 1995
Points in a Half: 62, by Missouri, Jan. 13, 1990 (2nd); by Oklahoma State, Feb. 14, 1990 (2nd)
Fewest Points in a Half: 12, by Arkansas, March 17, 1987 (NIT)
Margin of Victory: 23, by Kansas, Feb. 14, 1995
Field Goals: 43, by Pittsburgh vs. Eastern Michigan, March 18, 1988 (NCAA, 69 att.)
Field Goal Attempts: 85, by Tennessee Tech, Dec. 14, 1990
Field Goal Percentage: .771, by Kansas St., Feb. 3, 1982 (27-35)
Lowest Field Goal Percentage: .230, by Delaware State, Dec. 20, 1995
3-Point Goals: 15, by Northern Iowa, Dec. 16, 1995
3-Point Goals Attempted: 37, by Baylor, Feb. 14, 1998 (9 made)
3-Point Percentage: .750, by Creighton, Nov. 26, 1988 (9-12)
Free Throws: 44, by Oklahoma State, Feb. 14, 1990 (52 att.)
Fewest Free Throws: 1, by Illinois State vs. Alabama, March 16, 1984 (NCAA, 2 att.); by Kansas vs. Wake Forest, March 18, 1984 (NCAA, 2 att.)
Free Throw Attempts: 52, by Oklahoma State, Feb. 14, 1990 (44 made)
Fewest Free Throw Attempts: 2, three times, most recently by Kansas vs. Wake Forest, March 18, 1984 (NCAA, 1 made)
Free Throw Percentage: 1.000, by Kansas, Jan. 26, 1977 (11-11); by Colorado, Feb. 16, 1980 (14-14); by Colorado, Jan. 21, 1981 (12-12)
Rebounds: 54, by Bowling Green vs. Alabama State, Dec. 14, 1990; by Florida A&M, Dec. 20, 1994
Fewest Rebounds: 15, by Wisconsin-Stevens Point, Jan. 9, 1985
Personal Fouls: 38, by Texas, Jan. 3, 1996
Fewest Fouls: 7, by Wake Forest vs. Kansas, March 18, 1984 (NCAA)
Disqualifications: 5, by Pepperdine, Dec. 2, 1989
Assists: 29, by Pittsburgh vs. Eastern Michigan, March 18, 1988 (NCAA)
Turnovers: 35, by Denver, Nov. 26, 1982
Fewest Turnovers: 6, by Vanderbilt vs. Pittsburgh, March 20, 1988 (NCAA)
Blocked Shots: 13, by Kansas State, Jan. 15, 1997
Steals: 17, by Eastern Washington, Dec. 3, 1979

Devaney Center Quick Facts

Games: 340 in 22 seasons
Record: 266-74 (.782)
Overtime Record: 11-3 (.786)
Most Consecutive Winning Seasons: 22, 1976-77-present
Most Games, Season: 18, 1982-83 and 1988-89
Most Wins, Season: 17, 1982-83
Most Losses, Season: 6, four times
Most Consecutive Wins: 16, last four games of 1982 first 12 of 1983, ended by Missouri, 54-51, Feb. 26, 1983
Most Consecutive Losses: 4, ended against Kansas State, March 3, 1996
Most Consecutive Conference Wins: 8, last three games of 1982, first five games of 1983, ended by Missouri, 54-51, Feb. 26, 1983 (excludes tournament games)
Most Consecutive Conference Losses: 5, last two games of 1988, first three of 1989, ended vs. Kansas, 74-70, Feb. 4, 1989

Devaney Center OT Games (NU 10-3)

Jan. 27, 1979 Nebraska 66, Kansas 64
 Dec. 22, 1979 Nebraska 92, Alabama-Birmingham 84 (4OT)
 Jan. 23, 1980 Nebraska 74, Oklahoma State 73
 March 8, 1980 Louisville 71, Kansas State 69 (NCAA)
 Missouri 87, Notre Dame 84 (NCAA)
 Nov. 28, 1980 Wyoming 62, Nebraska 59
 Feb. 8, 1984 Nebraska 54, Oklahoma State 52
 Jan. 3, 1987 Nebraska 70, Creighton 55
 Feb. 28, 1987 Nebraska 83, Kansas 81
 Jan. 6, 1988 Grambling State 71, Nebraska 68
 March 20, 1988 Vanderbilt 80, Pittsburgh 74 (NCAA)
 Dec. 3, 1988 North Texas 82, Army 79 (Ameritas Classic)
 Feb. 19, 1992 Nebraska 81, Kansas 79
 Jan. 30, 1993 Nebraska 88, Missouri 87
 Dec. 10, 1994 Nebraska 96, Michigan State 91
 Feb. 25, 1996 Oklahoma 80, Nebraska 76
 Jan. 15, 1997 Nebraska 87, Kansas State 77
 Feb. 18, 1998 Nebraska 67, Missouri 66

Devaney Center Attendance

Year	Total			Conference		
	G	Att.	Avg.	G	Att.	Avg.
1976-77	11	106,868	9,715	7	74,243	10,606
1977-78	17	172,892	10,170	7	90,514	12,931
1978-79	11	131,769	11,979	7	87,502	12,500
1979-80	16	145,626	9,102	7	79,015	11,288
1980-81	15	136,483	9,099	7	82,009	11,716
1981-82	14	143,819	10,273	7	79,329	11,333
1982-83	18	195,333	10,852	7	86,511	12,359
1983-84	17	173,721	10,219	7	82,233	11,746
1984-85	15	176,045	11,736	7	95,221	13,603
1985-86	15	146,117	9,741	7	78,208	11,173
1986-87	17	197,395	11,611	7	81,680	11,669
1987-88	14	159,100	11,364	7	90,875	12,982
1988-89	18	193,545	10,753	7	87,283	12,469
1989-90	15	150,190	10,013	7	81,894	11,699
1990-91	15	199,605	13,307	7	100,740	14,391
1991-92	16	207,950	12,997	7	100,079	14,297
1992-93	16	*213,715	*13,357	7	100,620	14,374
1993-94	16	212,447	13,278	7	*100,973	*14,475
1994-95	17	202,688	11,923	7	95,768	13,681
1995-96	16	168,225	10,514	7	87,065	12,438
1996-97	16	174,119	10,882	8	99,167	12,396
1997-98	15	141,472	9,431	8	87,060	10,883
Totals	340	3,749,124	11,027	156	1,948,273	12,489

+Does not include tournament games; *Single-season record

Largest Crowd to See Nebraska in the Devaney Center

15,038, vs. Oklahoma State, 1980-81

Smallest Crowd to See Nebraska in the Devaney Center

3,571, vs. Montana, Dec. 23, 1980

Smallest Crowd to See a Conference Game in Devaney

7,821, vs. Kansas, Jan. 31, 1981

Ten Largest Crowds to See Nebraska, All Time

25,348 Xavier, at Minneapolis, Minn., March 14, 1991 (NCAA)
 17,876 Iowa State, at Kansas City, Mo., March 8, 1996 (B8T)
 17,496 Missouri, at Kansas City, Mo., March 12, 1994 (B8T)
 17,200 Missouri, at Kansas City, Mo., March 5, 1982 (B8T)
 17,153 Oklahoma, at Kansas City, Mo., March 8, 1991 (B8T)
 17,104 Kansas State, at Kansas City, Mo., Feb. 29, 1980 (B8T)
 17,100 Kansas, at Kansas City, Mo., March 7, 1998 (B12T)
 17,082 Missouri, at Kansas City, Mo., March 11, 1983 (B8T)
 16,985 Iowa State, at Kansas City, Mo., March 8, 1986 (B8T)
 16,936 Kansas State, at Kansas City, Mo., March 12, 1993 (B8T)

Bob Devaney Sports Center Year-by-Year Record

Season	Overall		Conference		Losses
	W-L	Pct.	W-L	Pct.	
1976-77	7-4	.636	5-2	.714	Iowa, Minnesota, Kansas State, Oklahoma
1977-78	15-2	.882	5-2	.714	Iowa State, Oklahoma
1978-79	9-2	.818	6-1	.857	Purdue, Iowa State
1979-80	14-2	.875	5-2	.714	Missouri, Colorado
1980-81	11-4	.733	6-1	.857	Wyoming, Idaho, Colorado (twice)
1981-82	11-3	.786	5-2	.714	Arkansas, Missouri, Kansas State
1982-83	17-1	.944	6-1	.857	Missouri
1983-84	11-6	.647	3-4	.429	Texas Tech, Missouri, Oklahoma, Kansas, Iowa State, Kansas State (B8T)
1984-85	12-3	.800	5-2	.714	Washington State, Kansas, Oklahoma
1985-86	10-5	.667	4-3	.571	Cal-Irvine, Georgia, Kansas, Missouri, Kansas State
1986-87	15-2	.882	5-2	.714	Missouri, Oklahoma
1987-88	8-6	.571	3-4	.429	Ohio State, Grambling State, Oklahoma State, Oklahoma, Iowa State, Kansas State
1988-89	14-4	.778	4-3	.571	Michigan State, Oklahoma, Kansas State, Missouri
1989-90	9-6	.600	2-5	.286	Idaho, Kansas, Missouri, Iowa State, Oklahoma State, Oklahoma
1990-91	14-1	.933	6-1	.857	Oklahoma State
1991-92	14-2	.875	5-2	.714	Missouri, Oklahoma
1992-93	14-2	.875	5-2	.714	Kansas State, Oklahoma State
1993-94	13-3	.813	5-2	.714	Texas, Missouri, Oklahoma
1994-95	11-6	.647	2-5	.286	Missouri, Oklahoma State, Kansas, Colorado, Iowa State, Penn State (NIT)
1995-96	11-5	.688	3-4	.429	Northern Iowa, Kansas, Iowa State, Oklahoma State, Oklahoma
1996-97	13-3	.813	6-2	.750	Minnesota, Iowa State, Kansas
1997-98	13-2	.867	6-2	.750	Kansas, Kansas State
21-Year Totals	266-74	.782	*102-54	.654	

Conference record does not include 4-2 record in Big Eight Conference Tournament games played at Devaney Center.

Bob Devaney Sports Center 14,000-Plus College Basketball Crowds

15,038	Oklahoma State, 1980-81*	14,548	Arkansas, 1981-82*	14,346	Kansas State, 1993-94*
15,003	Oklahoma, 1980-81*	14,538	Kansas, 1991-92*	14,298	Eastern Illinois, 1992-93
14,999	Colorado, 1978-79*	14,534	Iowa State, 1991-92*	14,273	Missouri, 1976-77
14,912	Kansas State, 1977-78*	14,529	Arkansas, 1986-87* (NIT)	14,273	Kansas, 1985-86
14,878	Kansas, 1984-85*	14,520	Iowa State, 1992-93*	14,262	Creighton, 1977-78
14,865	Kansas State, 1988-89*	14,509	Kansas State, 1991-92*	14,259	Creighton, 1986-87
14,759	Kansas, 1996-97*	14,503	Oklahoma State, 1991-92*	14,255	Oklahoma State, 1990-91
14,753	Missouri, 1977-78*	14,487	Oklahoma, 1993-94*	14,239	Wisconsin-Green Bay, 1991-92
14,753	TCU, 1982-83* (NIT)	14,484	Colorado, 1991-92*	14,234	Oklahoma State, 1984-85
14,747	Iowa State, 1977-78*	14,484	Kansas, 1997-98*	14,222	Oklahoma, 1987-88
14,712	Iona, 1982-83* (NIT)	14,481	Kansas State, 1992-93*	14,168	Kansas, 1977-78
14,679	Kansas, 1992-93*	14,469	Colorado, 1990-91*	14,135	Iowa State, 1988-89
14,688	Oklahoma, 1984-85*	14,460	Washington, 1986-87* (NIT)	14,094	Kansas, 1986-87
14,682	Missouri, 1982-83*	14,458	Missouri, 1981-82*	14,065	Missouri, 1984-85
14,620	Kansas, 1995-96*	14,453	NCAA, Second Round, 1988*	14,053	Oklahoma, 1988-89
14,615	Kansas, 1990-91*	14,446	Missouri, 1993-94*	14,015	Kansas, 1987-88
14,605	Oklahoma State, 1993-94*	14,438	Iowa State, 1979-80*	14,013	Creighton, 1990-91
14,586	Iowa State, 1982-83*	14,438	Colorado, 1982-83*	14,012	Northern Iowa, 1993-94
14,584	Missouri, 1990-91*	14,425	NCAA First Round, 1988 (Gm. 3-4)*	14,011	Creighton, 1992-93
14,568	Oklahoma, 1990-91*	14,404	Missouri, 1992-93*	14,009	Oklahoma State, 1982-83
14,562	Colorado, 1979-80*	14,389	Iowa State, 1993-94*		*Indicates capacity crowd
14,561	Michigan State, 1990-91*	14,378	Missouri, 1983-84		Season Opener Record
14,558	Oklahoma, 1992-93*	14,375	NCAA First Round, 1988 (Gm. 1-2)*	14,561	vs. Michigan State, Nov. 28, 1990
14,558	NCAA Second Round, 1980*	14,370	Kansas, 1993-94*		Opening-Night Attendance
14,557	Kansas State, 1990-91*	14,364	Missouri, 1994-95*	10,516	vs. Iowa, Nov. 27, 1976
14,555	Iowa State, 1987-88*	14,358	Missouri-Kansas City, 1993-94*		
14,554	Iowa State, 1978-79*	14,352	Oklahoma State, 1992-93*		
14,552	Kansas, 1994-95*	14,340	Oklahoma, 1994-95*		
14,549	Missouri, 1991-92*	14,340	Colorado, 1993-94*		

Postseason Tournament Records, Results


Individual

Points--33; Tom Baack vs. Marshall, March 13, 1967
Opponent--46; George Stone, Marshall, March 13, 1967
Field Goals--13; Tom Baack vs. Marshall, March 13, 1967 (24 att.)
Opponent--20; George Stone, Marshall, March 13, 1967 (38 att.)
Field Goal Attempts--24; Tom Baack vs. Marshall, March 13, 1967 (13 made)
Opponent--38; George Stone, Marshall, March 13, 1967 (20 made)
Field Goal Percentage (min. 5 att.)--1.000, Mikki Moore at Nevada, March 18, 1997 (9-9)
Opponent--.857; Mike Smerk, Canisius, March 13, 1985 (6-7)
3-Point Goals--5; Eric Johnson at Ohio State, March 20, 1989 (8 att.)
Opponent--5; Greg Hill, Washington, March 21, 1987 (13 att.); Ed Louden, Arkansas State, March 16, 1989 (8 att.); Dominick Young, Fresno State, March 22, 1996 (17 att.); Pat Bradley, Arkansas, March 12, 1998 (10 att.)
3-Point Attempts--10; Erick Strickland, vs. Georgia, March 16, 1995 (2 made)
Opponent--17; Dominick Young, Fresno State, March 22, 1996 (5 made)
3-Point Percentage--.625; Eric Johnson at Ohio State, March 20, 1989 (5-8)
Opponent--.750; Greg Bartram, Penn State, March 21, 1995 (3-4)
Free Throws--13; Dave Hoppen vs. Canisius, March 13, 1985 (16 att.)
Opponent--9; Reggie Miller, UCLA, March 19, 1985 (9 att.)
Free Throw Attempts--16; Dave Hoppen vs. Canisius, March 13, 1985 (13 made)
Opponent--11; Kevin Freeman, Connecticut, March 21, 1997 (7 made)
Free Throws, No Misses--5; Curt Hedberg vs. Utah State, March 8, 1978
Opponent--9; Reggie Miller, UCLA, March 19, 1985
Rebounds--15; Mikki Moore, at Nevada, March 18, 1997
Opponent--16; Bob Allen, Marshall, March 13, 1967; Tyrone Corbin, DePaul, March 28, 1983
Assists--10; Clifford Scales vs. Arkansas State, March 16, 1989
Opponent--16; Sam Crawford, New Mexico State, March 19, 1993
Blocked Shots--4; Dave Hoppen vs. Texas Christian, March 24, 1983; vs. DePaul, March 28, 1983; **Venson Hamilton vs. Washington, March 12, 1997**
Opponent--8; Walter Downing, DePaul, March 28, 1983
Steals--6; Brian Carr vs. Arkansas-Little Rock, March 26, 1987;
Cookie Belcher vs. Washington, March 12, 1997; Belcher vs. Arkansas, March 12, 1998
Opponent--8; Dominick Young, Fresno State, March 22, 1996

Team

Points--91; vs. Colorado State, March 14, 1996
Opponent--119; by Marshall, March 13, 1967
Points in a Half--52; vs. Colorado State, March 14, 1996 (2nd)
Opponent--61; by Marshall, March 13, 1967 (2nd)
Field Goals--37; vs. Marshall, March 13, 1967 (90 att.)
Opponent--46; by Marshall, March 13, 1967 (90 att.)
Field Goal Attempts--90; vs. Marshall, March 13, 1967 (37 made)
Opponent--90; by Marshall, March 13, 1967 (46 made)
Field Goal Percentage--.588; vs. Washington State, March 19, 1996 (30-51)
Opponent--.614; by Texas, March 15, 1978 (27-44)
3-Point Goals--10; vs. Colorado State, March 14, 1996 (17 att.)
Opponent--12; by Penn State, March 21, 1995 (28 att.)

3-Point Attempts--24; vs. New Mexico State, March 19, 1993 (8 made)
Opponent--28; by Penn State, March 21, 1995 (12 made)
3-Point Percentage--.588; vs. Colorado State, March 14, 1996 (10-17)
Opponent--.571; by Arkansas State, March 16, 1989 (8-14)
Free Throws--33; vs. Canisius, March 13, 1985 (41 att.); vs. Tulane, March 26, 1996 (45 att.)
Opponent--29; by Xavier, March 14, 1991 (40 att.)
Free Throw Attempts--45; vs. Tulane, March 26, 1996 (33 made)
Opponent--40; by Xavier, March 14, 1991 (28 made)
Free Throw Percentage--.900; at Ohio State, March 20, 1989 (9-10)
Opponent--.905, Arkansas, March 12, 1998 (19-21)
Rebounds--49; vs. Connecticut, March 19, 1992
Opponent--63; by Marshall, March 13, 1967
Assists--24; three times, most recently vs. Arkansas State, March 16, 1989
Opponent--25; by New Mexico State, March 19, 1993; by Pennsylvania, March 17, 1994
Blocked Shots--6; vs. Texas Christian, March 24, 1983; vs. Washington State, March 19, 1996; vs. Fresno State, March 22, 1996; vs. Washington, March 12, 1997
Opponent--10; by DePaul, March 28, 1983; by Connecticut, March 21, 1997
Steals--15; vs. Washington, March 12, 1997
Opponent--16; by Tulane, March 26, 1996



Eric Piatkowski (above) and Bruce Chubick are the only players in school history to play on four straight NCAA Tournament teams.

Nebraska in Postseason Tournament Play

<u>Year</u>	<u>Tournament/Round</u>	<u>Opponent</u>	<u>Result</u>	<u>Site</u>
1948-49	*NCAA Playoff	Oklahoma State	L, 35-52	Kansas City, Mo.
1966-67	NIT/First Quarterfinals	Bye Marshall		New York, N.Y.
1977-78	NIT/First Quarterfinals	Utah State Texas	L, 88-119 W, 67-66 L, 48-67	Lincoln, Neb. Austin, Texas
1979-80	NIT/First	Michigan	L, 69-76	Ann Arbor, Mich.
1982-83	NIT/First Second Quarterfinals Semifinals	Tulane Iona Texas Christian DePaul	W, 72-65 W, 85-73 W, 67-57 L, 58-68	Lincoln, Neb. Lincoln, Neb. New York, N.Y.
1983-84	NIT/First Second	Creighton Xavier (Ohio)	W, 56-54 L, 57-58	Omaha, Neb. Cincinnati, Ohio
1984-85	NIT/First Second	Canisius UCLA	W, 79-66 L, 63-82	Lincoln, Neb. Los Angeles, Calif.
1985-86	NCAA/First	Western Kentucky	L, 59-67	Charlotte, N.C.
1986-87	NIT/First Second Quarterfinals Semifinals Third Place	Marquette Arkansas Washington Southern Mississippi Arkansas-Little Rock	W, 78-76 W, 78-71 W, 81-76 L, 75-82 W, 76-67 (OT)	Lincoln, Neb. Lincoln, Neb. Lincoln, Neb. New York, N.Y. New York, N.Y.
1988-89	NIT/First Second	Arkansas State Ohio State	W, 81-79 L, 74-85	Lincoln, Neb. Columbus, Ohio
1990-91	NCAA/First	Xavier (Ohio)	L, 84-89	Minneapolis, Minn.
1991-92	NCAA/First	Connecticut	L, 65-86	Cincinnati, Ohio
1992-93	NCAA/First	New Mexico State	L, 79-93	Syracuse, N.Y.
1993-94	NCAA/First	Pennsylvania	L, 80-90	Uniondale, N.Y.
1994-95	NIT/First Second	Georgia Penn State	W, 69-61 L, 65-59	Lincoln, Neb. Lincoln, Neb.
1995-96	NIT/First Second Third Semifinals Championship	Colorado State Washington State Fresno State Tulane St. Joseph's	W, 91-83 W, 82-73 W, 83-71 W, 90-78 W, 60-56	Fort Collins, Colo. Lincoln, Neb. Fresno, Calif. New York City New York City
1996-97	NIT/First Second Third	Washington Nevada Connecticut	W, 67-63 W, 78-68 L, 67-76	Lincoln, Neb. Reno, Nev. Storrs, Conn.
1997-98	NCAA/First	Arkansas	L, 65-74	Boise, Idaho

NU Postseason Tournament Summary

In the NCAA: 0-6 (1986, 1991, 1992, 1993, 1994, 1998)

In the NCAA Playoffs: 0-1 (1949)

In the NIT: 19-10 (1967, 1978, 1980, 1983, 1984, 1985, 1987, 1989, 1995, 1996, 1997)

All-Time Postseason Record: 19-16

**Playoff game between Big Seven and Missouri Valley Conference champions for berth in eight-team NCAA Tournament field. Not considered to be "official" participation in the NCAA Tournament.*





Nebraska Postseason Tournament Box Scores

1967 NIT

Marshall 119, Nebraska 88

March 13--at New York City

Thundering Herd (119): Stone 20-38 6-6 46, Redd 6-12 5-8 17, Allen 1-2 1-2 3, Davidson 8-17 7-8 23, Diantoni 9-15 6-6 24, Dawson 0-1 0-0 0, D. Blankenship 1-1 0-0 2, Stepp 0-1 0-0 0, Watson 0-1 0-0 0, K. Blankenship 1-2 2-2 4, Beam 0-0 0-0 0. Team 46-90 27-32 119.

Cornhuskers (88): Tom Baack 13-24 7-9 33, Nate Branch 6-12 2-2 14, Willie Campbell 8-20 1-4 17, Stuart Lantz 4-14 1-2 9, Jim Damm 2-5 1-1 5, Frank Empey 2-5 0-0 4, Ron Simmons 1-3 0-0 2, Roger Leitner 0-2 0-1 0, Robert Wagner 1-2 0-3 2, Dan Shaver 0-1 0-0 0, Charles Stone 0-2 2-2 2. Team 37-90 14-22 88.

Marshall	58	61	--	119
Nebraska	39	49	--	88

FG %: Marshall 51.1, Nebraska 41.1. **FT %:** Marshall 84.4, Nebraska 63.6. **Rebounds:** Marshall 63 (Allen 16, Stone 11), Nebraska 47 (Baack 10). **Personal fouls:** Marshall 16, Nebraska 19. **Fouled out:** None. **Assists:** Marshall 21 (D'Antoni 11), Nebraska 19 (Baack 5). **Officials:** Lou Eisenstein, Jim Lennon. **Attendance:** 9,332.

Game Notes: In Huskers' first-ever "official" postseason appearance, Marshall decked NU, 119-88...Thundering Herd set NIT single-game records for points (119), field goals (46)...George Stone's 46 points most by college player in Madison Square Garden in 1967, equaled most-ever vs. Huskers...Baack had 33 points in final collegiate game, most points ever for NU player in postseason game...Huskers ended season with 16-9 mark, Marshall went on to a fourth-place tournament finish.

1978 NIT

Nebraska 67, Utah State 66

March 8--at Lincoln, Neb.

Aggies (66): Preston Bailess 1-2 0-0 2, Dean Hunger 7-10 0-0 14, Mike Santos 10-16 0-0 20, Keith McDonald 5-11 3-3 13, Oscar Williams 2-5 3-4 1 7, Rawlee Perkins 0-0 0-0 0, Gary Furniss 0-0 0-0 0, Brian Jackson 2-2 6-8 10. Team 27-46 12-15 66.

Cornhuskers (67): Terry Novak 2-8 0-0 4, Curt Hedberg 3-8 5-5 11, Carl McPipe 4-9 2-6 10, Brian Banks 5-11 0-0 10, Bob Moore 1-4 0-0 2, Mike Naderer 6-9 0-0 12, Mark McVicker 0-1 0-0 0, Andre Smith 8-11 2-2 18. Team 29-61 9-13 67.

Utah State	36	30	--	66
Nebraska	32	35	--	67

FG %: Utah State 58.7, Nebraska 47.5. **FT %:** Utah State 80.0, Nebraska 69.2. **Rebounds:** Utah State 31 (Santos 9), Nebraska 24 (McPipe 7). **Personal fouls:** Utah State 16, Nebraska 16. **Fouled out:** Hunger. **Assists:** Utah State 21 (Williams 9), Nebraska 20 (Novak, Banks 6). **Turnovers:** Utah State 18, Nebraska 9. **Blocked shots:** Utah State 3 (Santos 3), Nebraska 0. **Steals:** Utah State 5 (McDonald 2), Nebraska 10 (Novak, Naderer 3). **Officials:** Rich Eichhorst and Rich Wanamaker. **Attendance:** 8,029.

Game Notes: Nebraska picked up school-record tying 22nd victory with first-round NIT victory over Utah State...first NIT appearance for Huskers since 1967...Aggies held 10-point first-half lead, were up four at halftime...game was tied at 62 with 2:34 to play, but McPipe's free throw with 1:52 left gave NU lead for good and its first postseason tournament win ever.



Nebraska's 1948-49 team lost to Oklahoma State, 52-35, in a playoff game at Kansas City, Mo., for the berth to the eight-team NCAA Tournament.

Texas 67, Nebraska 48

March 15--at Austin, Texas

Cornhuskers (48): Terry Novak 2-8 0-0 4, Curt Hedberg 0-5 2-2, Carl McPipe 7-19 2-3 16, Mike Naderer 0-2 2-2 2, Brian Banks 3-7 0-0 6, Bob Moore 0-5 0-0 0, Gerald Myrthil 1-4 0-0 2, Andre Smith 7-10 0-0 14, Sil Despot 1-1 0-0 2. Team 21-61 6-7 48.

Longhorns (67): Ron Baxter 4-6 2-3 10, Tyrone Branyan 4-6 0-0 8, Garry Goodner 6-8 4-5 16, Jim Krivacs 7-15 4-4 18, John Moore 6-9 1-1 13, John Danks 0-0 1-1 2, Tom Nichols 0-0 0-0 0. Team 27-44 13-15 67.

Nebraska	24	24	--	48
Texas	31	36	--	67

FG %: Nebraska 34.4, Texas 61.4. **FT %:** Nebraska 85.7, Texas 86.7. **Rebounds:** Nebraska 28 (McPipe 7), Texas 32 (Baxter 13). **Personal fouls:** Nebraska 15, Texas 13. **Fouled out:** None. **Assists:** Nebraska 13 (Novak 3), Texas 13 (Branyan, Moore 4). **Turnovers:** Nebraska 13, Texas 16. **Blocked shots:** Nebraska 0, Texas 1 (Baxter 1). **Steals:** Nebraska 4 (Banks 2), Texas 3 (Branyan, Goodner, Moore 1). **Officials:** Reggie Copland, Ben Dunn. **Attendance:** 13,000.

Game Notes: Texas and Coach Abe Lemons ended Nebraska's hopes for a school-record 23rd victory with a 21-point win over the Cornhuskers in Austin...NU trailed by seven at intermission, but shot 27.8 percent from the floor in the final 20 minutes while the Longhorns connected at a 68.4 percent clip...Huskers pulled within six early in second half, but Texas delivered 16-6 run and never looked back...Longhorns went on to win NIT title...Huskers ended season with 22-8 record.

1980 NIT

Michigan 76, Nebraska 69

March 6--at Ann Arbor, Mich.


Cornhuskers (69): Ray Collins 5-11 4-4 4 14, Tim West 2-5 0-0 1 4, Andre Smith 13-18 4-6 30, Mike Naderer 0-2 1-2 1, Jack Moore 6-11 4-4 16, Greg Downing 1-2 0-0 2, Mark McVicker 1-4 0-0 2. Team 28-53 13-16 69.

Wolverines (76): Mike McGee 12-22 1-1 25, Thad Garner 2-5 1-4 5, Paul Heurman 7-8 2-2 16, Mark Lozier 0-1 0-0 0, Johnny Johnson 7-10 5-6 19, Keith Smith 4-7 3-3 11, Marty Bodnar 0-3 0-0 0, Mark Bodnar 0-0 0-0 0. Team 32-56 12-16 76.

Nebraska	31	38	--	69
Michigan	34	42	--	76

FG %: Nebraska 52.8, Michigan 57.1. **FT %:** Nebraska 81.2, Michigan 75.0. **Rebounds:** Nebraska 25 (Smith 12), Michigan 28 (Johnson 7). **Personal fouls:** Nebraska 16, Michigan 16. **Fouled out:** Collins, Heurman. **Assists:** Nebraska 7 (Moore 2), Michigan 9 (Johnson 4). **Turnovers:** Nebraska 10, Michigan 11. **Blocked shots:** Nebraska 3 (Collins, Moore, Downing 1), Michigan 2 (Garner, Heurman 1). **Steals:** Nebraska 4 (Collins 4), Michigan 6 (Lozier, Johnson 2). **Officials:** Ron Zetcher, Dick Sanders, Jack Savage. **Attendance:** 9,756.

Game Notes: After a heartbreaking 60-59 loss to Kansas State in semifinals of Big Eight Tournament, Nebraska made second NIT appearance in three seasons...next-to-last game for Michigan coach Johnny Orr, who resigned following the season to become head coach at Iowa State...Huskers' Smith ended career with 30-point, 12-rebound effort...Michigan held 34-31 half-time lead and opened second half with 16-6 run and NU never came closer than three after that...loss ended NU's season at 18-13.



Stan Cloudy averaged a team-high 16.5 points per outing in NU's run to the 1983 NIT semifinals.

1983 NIT

Nebraska 72, Tulane 65

March 17--at Lincoln, Neb.

Green Wave (65): Paul Thompson 4-15 2-3 10, Elton Webster 6-10 3-4 15, John Williams 4-10 2-2 10, Daryl Moreau 3-7 0-0 6, Howard Jenkins 6-10 0-3, Kevin Saulny 2-20 0-4, Danny Gauthier 0-1 0-0 0, Curtis Wallace 4-5 0-1 8. Team 29-60 7-10 65.

Cornhuskers (72): Claude Renfro 4-10 2-3 10, Stan Cloudy 10-17 0-0 20, Dave Hoppen 6-10 4-9 16, David Ponce 7-14 2-3 16, Greg Downing 4-7 0-0 8, Eric Williams 0-3 0-0 0, Lenard Johnson 1-1 0-0 2. Team 32-62 8-15 72.

Tulane	35	30	--	65
Nebraska	36	36	--	72

FG %: Tulane 48.3, Nebraska 51.6. **FT %:** Tulane 70.0, Nebraska 53.3. **Rebounds:** Tulane 31 (Webster 9), Nebraska 37 (Cloudy 14). **Personal fouls:** Tulane 16, Nebraska 12. **Fouled out:** none. **Assists:** Tulane 18 (Moreau, Jenkins 6), Nebraska 24 (Cloudy 7). **Turnovers:** Tulane 16, Nebraska 11. **Blocked shots:** Tulane 2 (Thompson, Webster 1), Nebraska 0. **Steals:** Tulane 4 (four with one), Nebraska 9 (Ponce 3). **Officials:** Jim Harvey, Bob Straface, James Burroughs. **Attendance:** 12,053.

Game Notes: Nebraska earned first postseason bid in three seasons and picked up first postseason win since 1978 with opening-round victory over Green Wave...Huskers held one-point halftime lead, then used 57.7 percent shooting from the field in the last half to secure the win...Huskers used 12-7 run to take 10-point advantage and Green Waves never got closer than five.



Nebraska's 1983 NIT Semifinal team

Nebraska 85, Iona 73

March 21--at Lincoln, Neb.

Gaels (73): Tony Hargraves 3-9 2-4 8, Gary Springer 4-5 2-2 10, Bob Coleman 2-4 1-2 5, Rory Grimes 7-13 5-8 19, Steve Burt 9-16 4-5 22, Arnie Russell 4-5 1-2 9, Chris Crockett 0-2 0-0 0, Dan Parascandola 0-0 0-0 0, Mark Hooper 0-0 0-0 0. Team 29-54 15-23 73.

Cornhuskers (85): Claude Renfro 6-8 4-6 16, Stan Cloudy 9-17 6-8 24, Dave Hoppen 6-11 3-5 15, David Ponce 2-5 5-6 11, Greg Downing 4-8 2-4 10, Eric Williams 1-2 0-0 2, Leonard Johnson 2-2 3-5 7, Terry Smith 0-0 0-0 0, Handy Johnson 0-1 0-0 0. Team 31-54 23-34 85.

Iona	39	34	--	73
Nebraska	40	45	--	85

FG%: Iona 53.7, Nebraska 57.4. **FT%:** Iona 65.2, Nebraska 67.6. **Rebounds:** Iona 36 (Russell 10), Nebraska 27 (Cloudy 8). **Personal fouls:** Iona 31, Nebraska 18. **Fouled out:** Springer, Coleman, Russell. **Assists:** Iona 11 (Grimes 6), Nebraska 24 (Cloudy, Williams 5). **Turnovers:** Iona 30, Nebraska 17. **Blocked shots:** Iona 2 (Springer, Russell 1), Nebraska 5 (Johnson 3). **Steals:** Iona 7 (Burt 3), Nebraska 6 (Renfro 3). **Officials:** Sonny Holmes, Allie Prescott, Bob McGrath. **Attendance:** 14,712.

Game Notes: Nebraska advanced to the NIT quarterfinals with a 12-point victory over Iona...Huskers held one-point halftime lead, but visiting Gaels took 47-46 lead on Hargraves' dunk, but Cloudy jumper seconds later gave NU lead for good...Cloudy had second straight 20-point outing with a game-high 24 points.

Nebraska 67, Texas Christian 57

March 24--at Lincoln Neb.

Horned Frogs (57): Doug Arnold 7-17 2-2 16, Nick Cucinella 0-1 0-0 0, Brian Christensen 3-6 0-0 6, Dennis Nutt 4-15 0-0 8, Darrell Browder 11-27 3-6 25, Tom Mortimer 0-1 0-0 0, Kenny Hart 0-0 0-0 0, Johnny Pate 1-1 0-0 2, Paul Kapturkiewicz 0-0 0-0 0. Team 26-68 5-8 57.

Cornhuskers (67): Claude Renfro 1-2 6-9 8, Stan Cloudy 8-13 2-2 18, Dave Hoppen 8-14 0-0 16, David Ponce 2-8 2-3 6, Greg Downing 5-6 0-0 10, Brett Hughes 0-0 0-1 0, Eric Williams 1-1 0-0 2, Leonard Johnson 2-3 1-2 5, Trent Scarlett 0-0 2-2 2. Team 27-47 13-19 67.

Texas Christian	19	39	--	57
Nebraska	36	31	--	67

FG%: Texas Christian 38.2, Nebraska 57.4. **FT%:** Texas Christian 62.5, Nebraska 68.4. **Rebounds:** Texas Christian (Arnold 9), Nebraska 31 (Cloudy 9). **Personal fouls:** Texas Christian 20, Nebraska 17. **Fouled out:** none. **Assists:** Texas Christian 7 (Browder 3), Nebraska 23 (Ponce,

Downing 7). **Turnovers:** Texas Christian 15, Nebraska 18. **Blocked shots:** Texas Christian 3 (Arnold 3), Nebraska 6 (Hoppen 4). **Steals:** Texas Christian 8 (Arnold 3), Nebraska 4 (Ponce 2). **Officials:** Jim Desmond, Mike Stockner, Art Willard. **Attendance:** 14,753.

Game Notes: Nebraska bolted to a 19-8 lead in the game's first eight minutes, and owned 36-19 halftime advantage as Huskers held Horned Frogs to 27.6 percent shooting from the floor in the opening half...Huskers built lead to as many as 24 in last half, and the closest TCU came was 10 twice...Cloudy again led the way with a team-high 18 points...crowd was largest of the season, allowed Huskers to break the Devaney Center record for total attendance...fans started lining up before 6 a.m. on March 22nd for tickets to game, the then-14,438-seat Devaney Center sold out in five hours after windows opened at 9 a.m....school-record-tying 22nd win.

DePaul 68, Nebraska 58

March 28--at New York City (Semifinals)

Blue Demons (68): Tyrone Corbin 5-9 5-7 15, Kevin Holmes 1-4 2-2 4, Brett Burkholder 0-2 3-4 3, Tony Jackson 5-10 7-9 17, Kenny Patterson 2-7 5-7 9, Bernard Randolph 5-13 3-6 13, Walter Downing 2-8 1-2 5, Raymond McCoy 0-1 0-0 0, Jerry McMillan 1-2 0-0 2. Team 21-56 26-37 68.

Cornhuskers (58): Stan Cloudy 2-13 0-0 4, Claude Renfro 5-13 3-4 13, Dave Hoppen 5-13 5-13 15, Greg Downing 3-6 4-4 10, David Ponce 2-5 0-1 4, Eric Williams 2-5 2-2 6, Leonard Johnson 3-6 0-0 6, Terry Smith 0-1 0-0 0, Kenny Walton 0-0 0-0 0. Team 22-62 14-24 58.

DePaul	36	32	--	68
Nebraska	31	27	--	58

FG%: DePaul 37.5, Nebraska 35.5. **FT%:** DePaul 70.3, Nebraska 58.3. **Rebounds:** DePaul 48 (Corbin 16), Nebraska 41 (Hoppen 9). **Personal fouls:** DePaul 19, Nebraska 27. **Fouled out:** Jackson, Downing, Renfro, Ponce. **Assists:** DePaul 11 (Patterson 3), Nebraska 18 (Downing 5). **Turnovers:** DePaul 16, Nebraska 18. **Blocked shots:** DePaul 10 (Downing 8), Nebraska 4 (Hoppen 4). **Steals:** DePaul 9 (Burkholder, Jackson 2), Nebraska 7 (Downing 3). **Officials:** Joey Sylvester, Ed Cartotto, Dave Pollack. **Attendance:** 8,614.

Game Notes: DePaul ended Nebraska's NIT title bid...Hoppen earned first-team All-NIT honors...Huskers never led, as Blue Demons built 15-point first-half lead and led by five at halftime...NU tied game at 52 on Hoppen jumper with 8:42 to go, but Patterson's jumper seconds later gave DePaul lead for good as Huskers hit just 30.3 percent from the floor in last half...Huskers ended season with 22-10 record, DePaul lost in title game to Fresno State.

1984 NIT

Nebraska 56, Creighton 54

March 15--at Omaha, Neb.

Cornhuskers (56): Ronnie Smith 2-4 0-0 4, Stan Cloudy 0-3 0-0 0, Dave Hoppen 11-20 3-3 25, David Ponce 4-7 2-2 10, Eric Williams 3-8 0-0 6, Brian Carr 2-7 0-0 4, Curtis Moore 3-7 1-2 7, James Moore 0-1 0-0 0, John Matzke 0-0 0-0 0. Team 25-57 6-7 56.

Bluejays (54): Gregory Brandon 1-6 0-0 2, Karlas Gripado 0-0 0-0 0, Benoit Benjamin 10-14 3-3 23, Gary Swain 4-7 2-3 10, Vernon Moore 6-11 2-5 14, Kenny Evans 2-6 1-2 5, Reggie Morris 0-0 0-0 0, Kenny Smith 0-0 0-0 0. Team 23-44 8-13 54.

Nebraska	28	28	--	56
Creighton	31	23	--	54

FG%: Nebraska 43.9, Creighton 52.2. **FT%:** Nebraska 85.7, Creighton 61.5. **Rebounds:** Nebraska 27 (Hoppen 10), Creighton 30 (Benjamin 14). **Personal fouls:** Nebraska 14, Creighton 12. **Fouled out:** Ponce. **Assists:** Nebraska 15 (Carr, Ponce 5), Creighton 9 (Moore 4). **Turnovers:** Nebraska

9, Creighton 14. **Blocked shots:** Nebraska 1 (Cloudy), Creighton 3 (Benjamin 2). **Steals:** Nebraska 4 (Smith 3), Creighton 7 (Evans 3). **Officials:** Verl Sell and Mike Stockner. **Attendance:** 9,158.

Game Notes: After handing Creighton a 65-56 loss in Lincoln during the regular season, the Cornhuskers rallied from three-point halftime deficit to knock off Bluejays in first round of NIT at Omaha...Hoppen tied the game at 54 with 12 seconds to play, and put Nebraska ahead when he made a free throw after a technical foul had been called on CU's Benjamin...Moore then made one of two free throws with three seconds to give NU two-point win...Hoppen had game-high 25 points, outscored Creighton's Benjamin in two meetings, 52-33...NU earned consecutive postseason bids for first time ever.

Xavier 58, Nebraska 57

March 19--at Cincinnati, Ohio

Cornhuskers (57): Curtis Moore 2-8 1-1 5, Ronnie Smith 2-3 0-0 4, Dave Hoppen 9-14 4-5 22, David Ponce 5-9 0-0 10, Eric Williams 1-6 0-0 2, Brian Carr 1-3 0-1 2, Stan Cloudy 5-11 2-2 12, John Matzke 0-0 0-0 0. Team 25-54 7-9 57.

Muskateers (58): Dexter Bailey 4-8 0-1 8, John Shimko 0-3 4-4 4, Jeff Jenkins 9-14 0-0 18, Ralph Lee 1-5 2-2 4, Victor Fleming 6-10 8-8 20, Leroy Greenridge 0-0 0-0 0, Richard Harris 2-4 0-2 4, Walter McBride 0-0 0-0 0. Team 22-44 14-17 58.

Nebraska	25	32	--	57
Xavier	30	28	--	58

FG%: Nebraska 46.3, Xavier 50.0. **FT%:** Nebraska 77.8, Xavier 82.4. **Rebounds:** Nebraska 29 (7 Hoppen), Xavier 26 (6 Shimko). **Personal fouls:** Nebraska 18, Xavier 12. **Fouled out:** Ponce. **Assists:** Nebraska 18 (Williams 5), Xavier 14 (Lee 9). **Turnovers:** Nebraska 13, Xavier 14. **Blocked shots:** Nebraska 0, Xavier 2 (Bailey, Jenkins 1). **Steals:** Nebraska 5 (Cloudy 2), Xavier 4 (four with one). **Officials:** Don Ferguson, Walley Tanner, Reggie Copeland. **Attendance:** 9,519.

Game Notes: Forced to the road for a second-straight game because the Devaney Center was being utilized for the NCAA Midwest Regional, Huskers couldn't overcome Xavier's five-point halftime advantage...Nebraska had 49-48 lead with five minutes to play, but Xavier scored four-straight points to take 52-49 lead and closest Huskers came was one on two occasions...NU pulled to within 56-55 on Cloudy jumper with 22 seconds to play, but Shimko's free throws sealed Muskateer win...Hoppen had game-high 22 to lead Huskers, would go on to play for NIT All-Star team in summer...NU ended season with 18-12 record.

1985 NIT

Nebraska 79, Canisius 66


March 13--at Lincoln, Neb.

Golden Griffins (66): Brian Smith 1-5 3-4 5, Derrick Russell 0-3 2-2 2, Mike Smrek 6-7 2-4 14, Michael Ray Jackson 4-7 2-3 10, Ray Hall 5-13 6-8 16, Gregg Martinsen 1-2 3-7 5, Mike Trivisonno 0-2 0-0 0, Lamont Gilbert 3-7 0-0 6, Chris Heinold 4-11 0-1 8. Team 24-57 18-28 66.

Cornhuskers (79): Curtis Moore 5-12 1-1 11, Bill Jackman 4-8 7-9 15, Dave Hoppen 4-8 13-16 21, Harvey Marshall 5-10 4-4 14, Brian Carr 3-5 4-5 10, Demetrius Buchanan 1-5 3-4 5, Anthony White 0-0 0-0 0, Joel Sealer 0-0 1-2 1, Mike Martz 0-1 0-0 0, Ronnie Smith 0-1 0-0 0, John Matzke 1-3 0-0 2. Team 23-53 33-41 79.

Canisius	33	33	--	66
Nebraska	36	43	--	79

FG%: Canisius 42.1, Nebraska 43.3. **FT%:** Canisius 64.2, Nebraska 80.5. **Rebounds:** Canisius 38 (Martinsen 7), Nebraska 34 (Jackman 10).



In six seasons as head coach, Moe Iba guided Nebraska to four postseason appearances, including the school's first-ever NCAA Tournament berth in 1985-86.

Total fouls: Canisius 31, Nebraska 25. **Fouled out:** Smrek, Gilbert, Heinold, Moore, Matzke. **Assists:** Canisius 12 (Hall 3, Martinsen 3, Trivisonno 3), Nebraska 18 (Marshall 5). **Turnovers:** Canisius 14, Nebraska 8. **Blocked shots:** Canisius 2 (Heinold 2), Nebraska 1 (Smith 1). **Steals:** Canisius 4 (Smith 2), Nebraska 9 (Moore 4). **Officials:** Eric Harmon, Verl Sell, Ted Hillary. **Attendance:** 7,443.

Game Notes: Nebraska's third-straight NIT bid...game tied Sports Center records for free-throw attempts by both teams (69), disqualifications by both teams (five), disqualifications by one team (3 by Canisius)...Hoppen passed Andre Smith to become Nebraska's No. 2 and Big Eight's No. 12 career scorer with 1,724 points...Jackman had career-high 10 rebounds.

UCLA 82, Nebraska 63

March 19--at Los Angeles

Cornhuskers (63): Curtis Moore 4-8 0-0 8, Bill Jackman 4-6 0-0 8, Dave Hoppen 10-20 3-4 23, Brian Carr 2-6 0-0 4, Harvey Marshall 4-10 0-0 8, Ronnie Smith 1-1 0-0 2, John Matzke 1-1 0-0 2, Demetrius Buchanan 3-6 0-2 6, Mike Martz 0-0 0-0 0, Joel Sealer 1-2 0-0 2, Anthony White 0-0 0-1 0. Team 30-60 3-7 63.

Bruins (82): Gary Maloncon 5-12 0-0 10, Reggie Miller 10-15 9-9 29, Brad Wright 1-6 2-4 4, Montel Hatcher 8-13 2-2 18, Nigel Miguel 6-10 2-2 14, Kelvin Butler 1-1 0-0 2, Corey Gaines 0-2 1-2 1, Dave Immel 0-1 0-0 0, Jack Haley 1-1 0-0 2, Jerald Jones 1-1 0-0 2, Jeff Dunlap 0-0 0-0 0, Darryl Morris 0-1 0-0 0. Team 33-63 16-19 82.

Nebraska	31	32	--	63
UCLA	41	41	--	82

FG%: Nebraska 50.0, UCLA 52.4. **FT%:** Nebraska 42.9, UCLA 84.2. **Rebounds:** Nebraska 27 (Hoppen 9), UCLA 34 (Wright 15). **Total fouls:** Nebraska 19, UCLA 12. **Fouled out:** Matzke. **Assists:** Nebraska 18 (Carr



Nebraska's 1986 NCAA Tournament team

6), UCLA 16 (Wright 4). **Turnovers:** Nebraska 17, UCLA 12. **Blocked shots:** Nebraska 3 (Smith 2), UCLA 5 (Wright 4). **Steals:** Nebraska 5 (Moore 2), UCLA 8 (Miller 4). **Officials:** Robert McKendry, James Danner, Fred Carbone. **Attendance:** 7,228.

Game Notes: Hoppen became eighth Big Eight player and first Husker to score 700 points in a season, finishing with 704...Nebraska's ninth-straight road loss...NU ended season with 16-14 record, UCLA went on to win NIT title for first time ever.

1986 NCAA

Western Kentucky 67, Nebraska 59

March 14--at Charlotte, N.C.

Cornhuskers (59): Bernard Day 8-14 2-4 18, John Matzke 0-1 0-0 0, Chris Logan 3-5 4-8 10, Harvey Marshall 4-9 3-3 11, Brian Carr 4-12 2-2 0, Darren Brown 0-0 0-0 0, Anthony Bailous 4-6 2-2 10. Team 23-47 13-19 59

Hilltoppers (67): Kannard Johnson 4-11 2-2 10, Ray Swogger Clarence Martin 5-8 1-3 11, James McNary 0-8 8-8 8, Billy Gordon 6-16 0-0 12, Kurk Lee 0-0 0-0 0, Brett McNeal 2-4 0-0 4, Fred Tisdale 0-0 0-0 0, Tellis Frank 3-6 0-0 6. Team 28-68 11-13 67.

Nebraska	26	33	--	59
Western Kentucky	33	34	--	67

FG%: Nebraska 48.9, Western Kentucky 41.1. **FT%:** Nebraska 68.6, Western Kentucky 84.6. **Rebounds:** Nebraska 35 (Logan 12), Western Kentucky 35 (Martin 12). **Total fouls:** Nebraska 14, Western Kentucky 18. **Fouled out:** none. **Assists:** Nebraska 8 (Carr 5), Western Kentucky 11 (McNary 7). **Turnovers:** Nebraska 13, Western Kentucky 4. **Blocked shots:** Nebraska 0, Western Kentucky 0. **Steals:** Nebraska 2 (Marshall 1, Logan 1), Western Kentucky 1 (Gordon 1). **Officials:** Mark Reischling, Charlie Vacca, Sam Licklitter. **Attendance:** 11,666.

Game Notes: Nebraska's first official appearance in NCAA Tournament...Huskers trailed, 53-35, with 10:34 left, outscored Hilltoppers 20-6, to pull within 59-55 with 1:33 to go, but could get no closer...Huskers ended season with a 19-11 record...Coach Moe Iba resigned after game.

1987 NIT

Nebraska 78, Marquette 76

March 11--at Lincoln, Neb.

Warriors (76): David Boone 4-8 4-8 12, Michael Flory 3-6 0-0 6, Tom Copa 7-9 0-1 14, Michael Sims 1-2 0-0 3, Tony Smith 6-9 5-6 18, Kevin Johnson 6-9 3-4 16, Pat Foley 2-4 0-0 4, Tony Reeder 0-1 1-2 1. Team 29-48 13-20 76.

Cornhuskers (78): Derrick Vick 5-9 4-4 14, Bernard Day 8-8 2-2 18, Bill Jackman 2-4 5-8 9, Henry Buchanan 3-9 1-3 9, Brian Carr 5-11 0-2 12, Jeff Rekeweg 0-2 0-0 0, Richard van Poelgeest 0-2 0-0 0, Anthony Bailous 6-7 2-2 14, Keith Neubert 1-2 0-0 2. Team 30-54 14-21 78.

Marquette	44	32	--	76
Nebraska	38	40	--	78

3-point goals: Marquette 5-13 (Flory 2-5, Sims 1-2, Smith 1-2, Johnson 1-2, Foley 0-2), Nebraska 4-10 (Buchanan 2-4 Carr 2-5, Rekeweg 0-1). **FG%:** Marquette 60.4, Nebraska 55.6. **FT%:** Marquette 65.0, Nebraska 66.7. **Rebounds:** Marquette 28 (Copa 9), Nebraska 22 (Vick 6, Day 6). **Personal fouls:** Marquette 18, Nebraska 16. **Fouled out:** none. **Assists:** Marquette 19 (Johnson 8), Nebraska 16 (Day 5). **Turnovers:** Marquette 19, Nebraska 11. **Blocked shots:** Marquette 1 (Copa), Nebraska 1 (Jackman 1). **Steals:** Marquette 5 (Copa 3), Nebraska 8 (Day 3). **Officials:** Daniel Christmas, Ronald Olesiak, Daniel Taylor. **Attendance:** 12,096.

Game Notes: Carr hit short game-winning jumper with .07 seconds left, and was fouled in the act of shooting...he intentionally missed free throw and Marquette was unable to call time out...first Nebraska-Marquette game in 28 years...fifth-straight postseason tournament bid for the Cornhuskers.

Nebraska 78, Arkansas 71

March 17--at Lincoln, Neb.

Razorbacks (71): Mike Ratliff 3-4 1-3 7, Stephan Moore 1-2 0-0 2, Mario Credit 2-2 0-0 4, Keith Wilson 0-6 3-4 3, Ron Huery 3-8 4-7 10, Allie Freeman 3-4 3-5 9, Andrew Lang 2-4 0-1 4, Kenny Hutchinson 1-1 0-0 2, Phillip McKellar 3-4 2-2 9, Cannon Whitby 1-4 0-1 2, Tim Scott 5-12 3-5 17, Shawn Baker 0-1 2-2 2. Team 24-52 18-30 71.

Cornhuskers (78): Derrick Vick 8-9 2-5 18, Bernard Day 6-8 7-9 19, Bill Jackman 1-5 0-0 2, Henry Buchanan 0-7 11-13 11, Brian Carr 2-9 2-4 6, Jeff Rekeweg 0-0 0-0 0, Richard van Poelgeest 0-2 0-0 0, Anthony Bailous 9-12 2-3 20, Joel Sealer 0-0 0-0 0, Mike Martz 0-0 0-0 0, Keith Neubert 1-3 0-0 2. Team 27-55 24-34 78.

Arkansas	12	59	--	71
Nebraska	31	47	--	78

3-point goals: Arkansas 5-17 (Huery 0-4, McKellar 1-1, Whitby 0-3, Scott 4-9), Nebraska 0-5 (Buchanan 0-1, Carr 0-4). **FG%:** Arkansas 46.2, Nebraska 49.1. **FT%:** Arkansas 60.0, Nebraska 70.6. **Rebounds:** Arkansas 33 (Lang 8), Nebraska 39 (Jackman 9). **Personal fouls:** Arkansas 28, Nebraska 24. **Fouled out:** Wilson, Bailous. **Assists:** Arkansas 9 (Huery 3), Nebraska 18 (Buchanan 6). **Turnovers:** Arkansas 19, Nebraska 16. **Blocked shots:** Arkansas (3 with 1), Nebraska 0. **Steals:** Arkansas 10 (Huery 4), Nebraska 4 (four with 1). **Officials:** Ted Hillary, Randy Drury, Ronald Winter. **Attendance:** 14,529.

Game Notes: Razorbacks' 12 first-half points were a Devaney Center record for the fewest scored in a half, but their 59 second-half points were two off the record for most in a half...Hogs had as many turnovers as field-goal attempts (15) in the first half and made just three field goals...Arkansas closed within 53-50 with 7:12 left, but Huskers answered with 11-1 rally to regain breathing room and wrapped up win when Buchanan made six-straight free throws in last 1:41...Huskers' fifth-straight home-court win, NU's seventh win in seven all-time NIT home games...crowd was largest of season.

Nebraska 81, Washington 76

March 21--at Lincoln, Neb.

Huskies (76): Kevin Vidato 0-1 0-0 0, Phil Zevenbergen 4-11 4-4 12, Chris Welp 8-12 2-2 18, Greg Hill 10-25 0-1 25, Eldridge Recasner 4-7 2-2 10, Jeff Sanor 0-0 0-0 0, Al Moscatel 0-1 4-4 4, Mark West 1-2 3-4 5, Ron Caldwell 1-1 0-0 2, J.D. Taylor 0-1 0-2 0. Team 28-61 15-19 76.

Cornhuskers (81): Derrick Vick 5-13 7-10 17, Bernard Day 4-8 7-8 15, Bill Jackman 1-2 2-3 4, Henry Buchanan 5-6 2-2 15, Brian Carr 4-11 7-8 17, Richard van Poelgeest 0-2 0-0 0, Anthony Bailous 2-8 3-5 7, Keith Neubert 2-6 2-2 6. Team 23-56 30-38 81.

Washington	30	46	--	76
Nebraska	36	45	--	81


3-point goals: Washington 5-14 (Hill 5-13, Moscatel 0-1), Nebraska 5-11 (Buchanan 3-4, Carr 2-6 Bailous 0-1). **FG %:** Washington 45.9, Nebraska 41.1. **FT %:** Washington 78.9, Nebraska 78.9. **Rebounds:** Washington 42 (Zevenbergen 10), Nebraska 30 (Vick 8). **Personal fouls:** Washington 30, Nebraska 18. **Fouled out:** Zevenbergen, Welp, Vidato, Moscatel. **Assists:** Washington (Moscatel 4), Nebraska 15 (three with 3). **Turnovers:** Washington 21, Nebraska 14. **Blocked shots:** Washington 3 (Zevenbergen 2), Nebraska 1 (Vick 1). **Steals:** Washington 2 (Zevenbergen 1, Recasner 1), Nebraska 11 (Jackman 3). **Officials:** Dan Christmas, Ken Falkner, Tom O'Neill. **Attendance:** 14,460.

Game Notes: Nebraska built a 57-44 lead with 11:26 left, but Hill hit three-straight 3-point goals to ignite a 27-9 Washington rally which gave Huskies 71-66 lead with 2:02 to go...Huskies rallied to regain 72-71 lead, but two Recasner free throws put Washington back up, 73-72, with 50 seconds left...Carr hit a 3-point shot with 33 seconds remaining to give NU the lead for good, 75-73, then hit four free throws in last 14 seconds... Buchanan's two free throws with four seconds to go iced Nebraska's second trip in five years to New York and NIT Final Four...win also gave Nebraska its fifth 20-win basketball season...Carr increased career scoring total to 1,152 passing Marvin Stewart and Brian Banks to move into ninth on Husker career scoring chart...his three assists increased his career total to 666 and he moved past Iowa State's Jeff Hornacek into second on the Big Eight career assist chart...crowd was second-largest of season, enabling Nebraska to set season total attendance record of 197,395...Huskies' sixth straight homecourt win, eighth win in eight NIT home games.

Southern Mississippi 82, Nebraska 75

March 24--at New York City (Semifinals)

Golden Eagles (82): Derrek Hamilton 4-13 3-4 11, John White 5-12 6-7 19, Randolph Keys 10-18 4-4 24, Casey Fisher 2-5 0-0 6, Kenny Siler 2-7 0-1 4, Willie Brown 0-2 0-0 0, Randy Pettus 3-7 0-1 8, Jurado Hinton 4-5 2-3 10, Jimmy Smith 0-0 0-0 0. Team 30-69 15-20 82.



Nebraska's 1987 NIT Semifinal team

Cornhuskers (75): Derrick Vick 8-9 3-4 19, Bernard Day 4-9 6-9 14, Bill Jackman 3-7 1-1 7, Henry Buchanan 3-10 0-0 7, Brian Carr 5-14 1-1 12, Anthony Bailous 5-12 2-3 14, Keith Neubert 1-4 0-0 2, Richard van Poelgeest 0-0 0-0 0, Jeff Rekeeweg 0-1 0-0 0. Team 29-66 13-19 75.

Southern Mississippi	43	39	--	82
Nebraska	42	33	--	75

3-point goals: Southern Mississippi 7-14 (White 3-5, Fisher 2-4, Siler 0-1, Pettus 2-4), Nebraska 4-9 (Buchanan 1-2, Carr 1-4, Bailous 2-3). **FG %:** Southern Mississippi 43.5, Nebraska 43.9. **FT %:** Southern Mississippi 75.0, Nebraska 68.4. **Rebounds:** Southern Mississippi 46 (Keys 9), Nebraska 39 (Jackman 9). **Personal fouls:** Southern Mississippi 18, Nebraska 22. **Fouled out:** none. **Assists:** Southern Mississippi 22 (Pettus 8), Nebraska 16 (Carr 7). **Turnovers:** Southern Mississippi 17, Nebraska 19. **Blocked shots:** Southern Mississippi 6 (Keys 2, Hinton 2), Nebraska 2 (Day 1, Bailous 1). **Steals:** Southern Mississippi 6 (White 2, Keys 2), Nebraska 9 (Bailous 3). **Officials:** Larry Lembo, Jim Garvey, Jim Kinsey. **Attendance:** 7,965.

Game Notes: Nebraska led by 13 twice in first half, second time at 22-9 with 13:10 to go, but Eagles came back to take 43-42 halftime lead...Huskies bounced back at start of second half and led, 56-52, with 11:01 left, but USM launched 21-6 rally to take command of the game...Eagles went on to win NIT title game from La Salle two nights later, 84-80...first-ever meeting between Nebraska and Southern Mississippi.

Nebraska 76, Arkansas-Little Rock 67 (OT)

March 26--at New York City (Semifinals)

Cornhuskers (76): Derrick Vick 6-11 5-7 17, Bernard Day 4-5 2-4 10, Bill Jackman 3-5 2-2 8, Henry Buchanan 3-7 0-0 8, Brian Carr 6-16 3-3 18, Keith Neubert 2-5 2-4 6, Anthony Bailous 2-7 4-4 9, Mike Martz 0-0 0-0 0. Team 26-57 18-24 76.

Trojans (67): James Dawn 8-16 6-9 22, Daron Hoges 5-14 1-3 11, Jeff Cummings 0-0 2-2 2, Juric Brown 3-9 3-4 9, Paul Springer 1-2 0-0 2, Curtis Kidd 4-11 8-9 16, Reggie Smith 1-1 0-0 2, Eddie Powell 1-6 0-0 3. Team 23-59 20-27 67.

Nebraska	37	28	11--	76
Arkansas-Little Rock	32	33	2--	67

3-point goals: Nebraska 6-13 (Buchanan 2-5, Carr 3-7, Bailous 1-1), Arkansas-Little Rock 1-7 (Dawn 0-1, Brown 0-2, Powell 1-4). **FG %:** Nebraska 46.4, Arkansas-Little Rock 39.0. **FT %:** Nebraska 75.0, Arkansas-Little Rock 74.1. **Rebounds:** Nebraska 34 (Vick 12), Arkansas-Little Rock 42 (Dawn 13). **Personal fouls:** Nebraska 19, Arkansas-Little Rock 19. **Fouled out:** Jackman, Neubert. **Assists:** Nebraska 19 (Carr 9), Arkansas-Little Rock 17 (Springer 5). **Turnovers:** Nebraska 14, Arkansas-Little Rock 15. **Blocked shots:** Nebraska 5 (Vick 3), Arkansas-Little Rock 2 (Cummings 1, Kidd 1). **Steals:** Nebraska 8 (Carr 6), Arkansas-Little Rock 7 (Dawn 2, Hoges 2, Kidd 2). **Officials:** Jim Burr, Dave Day, Mark DiStaola. **Attendance:** 12,742.

Game Notes: Nebraska led by as many as 12 in first half and was up, 58-51, with 9:17 left in regulation, but UALR outscored Huskers, 12-2, over next six minutes to take 63-60 lead with 3:25 to go...Carr hit 3-pointer to tie, then Day scored with 1:44 left to give NU 65-63 lead...Dawn scored 15 seconds later to tie it again, but missed two potential game-winning free throws with 20 seconds left...Nebraska scored first 11 points of overtime to get 21st win of season...win was Huskers' fourth in OT in 1986-87 and team's ninth-straight in overtime over four-year period...Carr's nine assists (all in regulation) left him with 682 career assists, two behind the Big Eight record of 684 set the previous week by Cedric Hunter of Kansas...Vick was named to All-NIT team.



Nebraska's 1991 NCAA Tournament team owns the school single-season victory record with 26 wins.

1989 NIT

Nebraska 81, Arkansas State 79

March 16--at Lincoln, Neb.

Indians (79): John Tate 11-16 1-6 23, Ed Louden 8-15 1-2 22, Greg Williams 1-1 0-0 2, Chris Dillard 2-5 0-1 5, Carl Archer 2-3 0-1 4, Alan Bannister 3-5 0-0 6, Bo Brown 4-5 3-5 11, Barry Mayberry 1-4 0-0 3, Kyle James 1-2 0-0 3, Bobby Collins 0-0 0-0 0. Team 33-56 5-15 79.

Cornhuskers (81): Richard van Poelgeest 7-10 2-4 16, Beau Reid 4-8 3-6 12, Rich King 6-8 4-7 16, Clifford Scales 0-4 0-0 0, Eric Johnson 6-13 4-4 18, Pete Manning 3-4 5-6 11, Ray Richardson 3-7 1-2 8, Todd Koca 0-0 0-0 0, Dapreis Owens 0-1 0-1 0. Team 29-55 19-30 81.

Arkansas State	33	46	--	79
Nebraska	42	39	--	81

3-point goals: Arkansas State 8-14 (Louden 5-8, Dillard 1-2, Mayberry 1-3, James 1-1), Nebraska 4-9 (Reid 1-2, Johnson 2-3, Richardson 1-4). **FG %:** Arkansas State 58.9, Nebraska 52.7. **FT %:** Arkansas State 33.3, Nebraska 63.3. **Rebounds:** Arkansas State 36 (Brown 9), Nebraska 26 (Manning 5). **Personal fouls:** Arkansas State 23, Nebraska 26. **Assists:** Arkansas State 19 (Archer 7), Nebraska 24 (Scales 10). **Turnovers:** Arkansas 22, Nebraska 12. **Blocked shots:** Arkansas State 2 (Williams, Bannister), Nebraska 2 (King, Manning). **Steals:** Arkansas State 6 (Brown 3), Nebraska 9 (Johnson 4). **Officials:** Dan Nicksich, William Kennedy, Richard Ball. **Attendance:** 8,862.

Game Notes: Arkansas State's Dillard had chance to send game into overtime, but the freshman missed front end of one-and-one free throw with no time left on clock (officials ruled that foul by Nebraska's Johnson came before horn sounded)...Huskers roared to 65-48 lead with 12:21 left, but 10-0 Indian run from 4:59 to 0:48 capped 31-11 ASU rally that gave visitors' 79-76 lead...Johnson, playing in what proved to be his final career home game, got NU within 79-78 on 13-foot jumper with 0:32 left, grabbed rebound when Archer missed front end of one-and-one with 0:25 to go, then hit both ends of two-shot free throw situation with 0:14 left for winning points...Scales failed to score for first time in 1988-89, but had career-high 10 assists, equaling season high for Huskers...win gave NU 9-0 Devaney Center record in NIT, assured winning season, was Nebraska's only 1988-89 win when opponent shot 50 percent or better from field...first-ever NU-ASU meeting.

Ohio State 85, Nebraska 74

March 20--at Columbus, Ohio

Cornhuskers (74): Richard van Poelgeest 1-3 0-0 2, Beau Reid 4-11 1-2 9, Rich King 2-6 0-0 4, Eric Johnson 9-15 0-0 23, Clifford Scales 2-6 2-2 6, Dapreis Owens 7-11 4-4 18, Pete Manning 1-5 0-0 2, Ray Richardson 3-9 2-2 10. Team 29-66 9-10 74.

Buckeyes (85): Tony White 3-6 0-0 6, Jerry Francis 6-15 0-0 12, Perry Carter 5-7 3-6 13, Chris Jent 1-5 1-2 4, Jamaal Brown 3-6 5-6 13, James Bradley 3-6 2-3 11, Eli Brewster 0-1 0-0 0, Joe Dumas 1-1 2-2 4, Treg Lee 1-1 0-0 2, Steve Hall 0-0 0-0 0, Grady Mateen 6-9 8-9 20, Bill Robinson 0-1 0-0 0. Team 29-58 21-28 85.

Nebraska	37	37	--	74
Ohio State	43	42	--	85

3-point goals: Nebraska 7-19 (Reid 0-3, Johnson 5-8, Scales 0-1, Richardson 2-7), Ohio State 6-11 (Jent 1-2, Brown 2-3, Bradley 3-5, Brewster 0-1). **FG %:** Nebraska 43.9, Ohio State 50.0 **FT %:** Nebraska 90.0, Ohio State 75.0. **Rebounds:** Nebraska 30 (Reid 7, Owens 7), Ohio State 25 (Carter 12). **Personal fouls:** Nebraska 20, Ohio State 13. **Fouled out:** none. **Assists:** Nebraska 17 (Reid 5, Johnson 5), Ohio State 15 (Jent 5). **Turnovers:** Nebraska 16, Ohio State 15. **Blocked shots:** Nebraska 1 (Scales), Ohio State 4 (Carter 3). **Steals:** Nebraska 4 (Johnson 2), Ohio State 0. **Officials:** Kerri Smith, Michael Smith, Paul Andrzejewski. **Attendance:** 13,276.

Game Notes: Nebraska rallied from 8-point first-half deficit to tie, on 3-point goal by Johnson with 1:16 left in half, but Buckeyes got back-to-back 3-pointers from freshman guards Brown and Jent to take 43-37 halftime lead...OSU jumped to 58-42 lead in second half, Huskers rallied within 64-57 with 7:23 to go, but 19-2 Buckeye run put game away...Ohio State played 10th-straight game without star guard Jay Burson (broken vertebra)...Johnson's 23 points, his best high since second game of season, were helped by school-record-tying five 3-point goals... his two steals gave him 68 for the season, breaking the old Nebraska record of 67 set by Brian Carr in 1986-87; he finished his two-year NU career with 128 steals, tying him for second behind Carr (159) with the late Jack Moore...playing some 60 miles from his Mansfield, Ohio, home, Husker freshman Owens scored career-high 18 points, grabbed seven rebounds, one off career high...NU ended with 17-16 record.

1991 NCAA

Xavier 89, Nebraska 84

March 14--at Minneapolis, Minn.

Musketeers (89): Davenport 5-13, 4-4 17, Williams 0-1 4-4 4, Grant 3-6 9-12 15, J. Walker 5-9 7-11 18, Gladden 9-15 0-0 20, Brantley 2-3 2-4 6, Wilson 2-2 1-2 5, Edwards 1-1 0-0 2, Parker 0-0 2-3 2. Team 27-50 29-40 89.

Cornhuskers (84): Tony Farmer 5-9 5-8 15, Beau Reid 2-12 2-4 6, Rich King 11-17 7-8 25, Keith Moody 1-3 0-0 2, Clifford Scales 4-5 3-4 12, Carl Hayes 7-12 1-3 15, Dapreis Owens 0-1 0-0 0, Eric Piatkowski 3-10 1-1 9. Team 33-69 14-27 84.

Xavier	45	44	--	89
Nebraska	42	42	--	84

3-point goals: Xavier 6-14 (Davenport 3-8, J. Walker 1-2, Gladden 2-3, Brantley 0-1), Nebraska 4-13 (Farmer 0-1, Reid 0-3, King 1-1, Scales 1-2, Piatkowski 2-6). **FG %:** Xavier 54.0, Nebraska 47.8. **FT %:** Xavier 72.5, Nebraska 51.9. **Rebounds:** Xavier 30 (Grant 10), Nebraska 41 (King 12). **Personal fouls:** Xavier 22, Nebraska 25. **Fouled out:** Williams, Farmer. **Assists:** Xavier 14 (J. Walker 8), Nebraska 17 (King 4). **Blocked shots:** Xavier 2 (Williams, Edwards), Nebraska 5 (King 2, Piatkowski 2). **Steals:** Xavier 9 (three with 2), Nebraska 8 (Farmer 2, King 2). **Officials:** Joseph Silvester, Donnee Gray, Bob Vetkoetter. **Attendance:** 25,348.

Game Notes: Nebraska's best basketball season in memory ended in disappointment as regional third-seeded Huskers lost to tourney-veteran Xavier...underdog Musketeers jumped to 17-8 lead, led by as many as 38-26 with 5:12 left in half before Huskers closed half with 16-7 run...making its second "official" NCAA appearance, its first in five years, Nebraska came back to lead three times in second half, last time at 72-71 on Scales 3-pointer with 7:22 to go...Xavier regained lead for good at 75-74 on J. Walker free throw with 6:03 left...Piatkowski 3-pointer pulled Huskers within 80-79 at 3:12, but Musketeers, making sixth-straight NCAA appearance, put on a 9-2 rally for insurmountable 89-81 lead in closing seconds...King's second career 3-pointer just before buzzer created final margin; playing in school-record 124th game, he increased career rebound total to final of 761, passed Andre Smith to finish third on NU career chart...crowd was largest to ever see Nebraska play basketball...Huskers' 51.9 percent free-throw shooting (14-of-27) was worst of season...Nebraska finished 26-8, Xavier went to 22-9, then lost to Connecticut in second round.



Nebraska's 1992 NCAA Tournament team

1992 NCAA

Connecticut 86, Nebraska 65

March 19--at Cincinnati, Ohio

Huskies (86): Toraino Walker 3-3 1-2 7, Donyel Marshall 8-14 1-2 19, Dan Cyruklik 3-5 0-0 6, Chris Smith 9-22 3-3 24, Scott Burrell 9-16 0-1 20, Donny Marshall 2-4 2-2 6, Brian Fair 1-4 0-1 2, Nantambu Willingham 0-1 0-0, Kevin Ollie 0-3 0-0 0, Richie Ashmeade 1-1 0-0 2. Team Totals 0-0 0-0 86.

Cornhuskers (65): Carl Hayes 5-14 2-3 12, Bruce Chubick 2-7 0-2 4, Derrick Chandler 8-17 1-2 17, Jamar Johnson 1-5 2-2 4, Eric Piatkowski 1-12 0-0 3, Dapreis Owens 4-8 4-7 12, Michael Hughes 2-5 2-4 7, Chris Cresswell 2-4 0-0 6. Team Totals 0-0 0-0 65.

Connecticut	49	37	--	86
Nebraska	34	31	--	65

3-point goals: Connecticut 7-18 (Marshall 2-3, Smith 3-9, Burrell 2-5, Fair 0-1), Nebraska 4-15 (Hayes 0-2, Johnson 0-2, Piatkowski 1-5, Hughes 1-2, Cresswell 2-4). **FG %:** Connecticut 49.3, Nebraska 34.7. **FT %:** Connecticut 63.6, Nebraska 55.0. **Rebounds:** Connecticut 40 (Burrell 11), Nebraska 49 (Chandler 11). **Personal fouls:** Connecticut 18, Nebraska 12. **Fouled out:** none. **Assists:** Connecticut 13 (Smith 4, Burrell 4), Nebraska 14 (Piatkowski 5). **Blocked shots:** Connecticut 3 (Marshall 2), Nebraska 5 (Chandler 2). **Steals:** Connecticut 5 (Burrell 3), Nebraska 2 (Hayes, Hughes). **Officials:** Jerry Donaghy, Michael Smith, Paul Andrejewski. **Attendance:** 16,002.

Game Notes: No. 8 seed Nebraska made back-to-back NCAA Tournament appearances for first time ever...game was tied four-all with 18:38 left in first half, but ninth-seeded UConn scored 10 straight points to take a 14-4 lead at 15:59...NU rallied to within 22-20 at 9:45 on a Cresswell trey, but the Huskies went on a 19-6 run for 41-26 lead with 2:41 to go in half...Huskers trailed by as many as 26 in final half, shot just 29.7 percent in second stanza...Chandler was named NU's Chevrolet Player-of-the-Game.

1993 NCAA

New Mexico State 93, Nebraska 79

March 19--at Syracuse, N.Y.

Aggies (93): Cliff Reed 11-13 2-3 24, James Dockery 2-4 0-0 4, Tracey Ware 8-12 2-3 18, Marc Thompson 2-6 1-2 5, Sam Crawford 5-10 7-8 20, Darrin Jackson 4-9 1-2 11, Corey Rogers 3-6 0-0 9, David Lofton 0-0 0-0 0, Chris Lopez 0-0 0-0 0, Mike Schultz 1-1 0-0 2, Jurriad Hughes 0-0 0-0 0. Team Totals 36-61 13-18 93.

Cornhuskers (79): Terrance Badgett 2-4 0-0 4, Bruce Chubick 3-7 0-0 6, Derrick Chandler 7-9 1-1 15, Jamar Johnson 3-8 2-4 10, Eric Piatkowski 10-14 6-8 29, Amos Gregory 1-1 0-0 2, Erick Strickland 2-6 0-0 6, Tom Best 0-0 0-0 0, Jaron Boone 1-4 0-0 3, Andre Woolridge 2-8 0-0 4. Team Totals 31-61 9-13 79.

New Mexico State	42	51	--	93
Nebraska	39	40	--	79

3-point goals: New Mexico State 8-15 (Crawford 3-6, Jackson 2-3, Rogers 3-6), Nebraska 8-24 (Badgett 0-1, Piatkowski 3-5, Johnson 2-6, Strickland 2-6, Woolridge 0-3, Boone 1-3). **FG %:** New Mexico State 59.0, Nebraska 50.8. **FT %:** New Mexico State 72.2, Nebraska 69.2. **Rebounds:** New Mexico State 34 (Reed, Crawford 6), Nebraska 25 (Chandler 10). **Personal fouls:** New Mexico State 13, Nebraska 19. **Fouled out:** none. **Assists:** New Mexico State 25 (Crawford 16), Nebraska 15 (Woolridge, Boone, Strickland 3). **Turnovers:** New Mexico State 14, Nebraska 14. **Blocked shots:** New Mexico State 2 (Ware, Thompson), Nebraska 1 (Gregory). **Steals:** New Mexico State 10 (Crawford 3), Nebraska 11 (Piatkowski 3). **Technical foul:** Reed. **Officials:** Tom Harrington, George Watts, John Cahall. **Attendance:** 14,287.

Game Notes: Nebraska, the East's 10th seed, earned third-straight NCAA Tournament bid...after 2-2 tie, seventh-seeded New Mexico State went on 19-9 run to take 21-11 lead...Aggies built lead to as many as 12 in first half, were up 40-29 with 4:17 to play, but Cornhuskers' 10-2 run closed gap to 42-39 at halftime...Nebraska tied the game three times in the final half, but after 52-



Nebraska's 1993 NCAA Tournament team



Nebraska's 1994 NCAA Tournament team

all tie, Aggies scored seven straight points and Nebraska never got closer than five after that...Piatkowski had career-high 29 points, 17 of which came in the first half...Crawford's 16 assists were most ever in NCAA first or second round tournament game...loss ended Nebraska's season at 20-11, New Mexico State, which lost in second round to Cincinnati, improved to 26-7...Piatkowski was named NU's Chevrolet Player-of-the-Game.

1994 NCAA

Pennsylvania 90, Nebraska 80

March 17--at Uniondale, N.Y.

Quakers (90): Barry Pierce 11-15 3-3, 25, Shawn Trice 0-0 0-0-0, Eric Moore 7-10 0-3 15, Matt Maloney 3-11 3-5 12, Jerome Allen 6-16 3-8 18, Donald Moxley 1-1 0-0-2, Andy Baratta 0-1 0-0-0, Scott Kegler 3-7 0-0-9, Tim Krug 4-7 0-0-9. Team Totals 35-68 9-19 90.

Cornhuskers (80): Terrance Badgett 4-9 2-6 10, Eric Piatkowski 10-22 3-4 23, Bruce Chubick 5-8 2-3 12, Jamar Johnson 3-10 4-4 11, Jaron Boone 3-5 2-4 8, Erick Strickland 3-9 0-0 7, Tom Best 1-4 2-2 4, Melvin Brooks 2-2 0-0 5. Team Totals 31-69 15-23 80.

Pennsylvania	46	44	--	90
Nebraska	34	46	--	80

3-point goals: Pennsylvania 11-27 (Kegler 3-6, Maloney 3-8, Allen 3-9, Moore 1-2, Krug 1-2), Nebraska 3-20 (Brooks 1-1, Johnson 1-4, Strickland 1-7, Piatkowski 0-6, Boone 0-2). **FG%:** Pennsylvania 51.5, Nebraska 44.9. **FT%:** Pennsylvania 47.4, Nebraska 65.2. **Rebounds:** Pennsylvania 37 (Pierce 8), Nebraska 43 (Piatkowski, Chubick 8). **Personal fouls:** Pennsylvania 17, Nebraska 19. **Fouled out:** none. **Assists:** Pennsylvania 25 (Maloney, Allen 10), Nebraska 14 (Johnson 5). **Turnovers:** Pennsylvania 10, Nebraska 13. **Blocked shots:** Pennsylvania 1 (Trice), Nebraska 2 (Piatkowski, Chubick 1). **Steals:** Pennsylvania 7 (Moore, Maloney 2), Nebraska 6 (Johnson 2). **Technical fouls:** none. **Officials:** Larry Rose, Richard Cartmell, Charles Tanner. **Attendance:** 16,204.

Game Notes: Big Eight Tournament champion Huskers watched all-time NCAA record fall to 0-5, as Ivy League champion Quakers handed Huskers 10-point loss at Nassau Coliseum...Nebraska fell behind by 11 twice in game's first 3:34, but rallied to tie the game at 19-all with 10:51 left in opening half...Penn regained the lead on an Allen layin seconds later and led the rest of the way, as Huskers never had lead...Quakers led by as many as 15 in opening half, held 46-34 halftime lead...NU pulled to within six, 50-44, with 15:15 to play, but three straight Penn treys put game away and Nebraska never got closer than eight after that...Huskers went into the game ranked 22nd in

the final AP poll, while Penn was unranked in AP, but No. 25 in CNN/USA Today coaches poll...sixth-seeded Huskers, who recorded back-to-back 20-win seasons for first time and advanced to the NCAA Tournament for the fourth straight year, finished 20-10...Quakers, who entered the game as the East's 11th seed, lost to eventual Final Four entrant Florida in second round after improving to 25-2 with win over NU...for second-straight year, Piatkowski was named NU's Chevrolet Player-of-the-Game.

1995 NIT

Nebraska 69, Georgia 61

March 16--at Lincoln, Neb.

Bulldogs (61): Carlos Strong 3-10 2-4 8, Shandon Anderson 8-16 5-5 22, Charles Claxton 0-4 3-6 3, Pertha Robinson 0-2 0-0-0, Katu Davis 5-15 0-0 12, Ty Wilson 6-11 0-0 16, Steve Jones 0-0 0-0-0, Curtis Carrington 0-2 0-0-0, Terrell Bell 0-0 0-0-0. Team Totals 22-60 10-15 61.

Cornhuskers (69): Terrance Badgett 5-7 1-2 11, Melvin Brooks 2-6 2-2 6, Mikki Moore 5-10 2-2 12, Erick Strickland 8-19 3-3 21, Jaron Boone 5-13 1-3 11, Chester Surles 0-4 0-0-0, Tom Wald 3-6 0-0 6, Chris Sallee 0-1 2-2 2, Jason Glock 0-1 0-0 0. Team Totals 28-67 11-14 69.

Georgia	40	21	--	61
Nebraska	37	32	--	69

3-point goals: Georgia (Anderson 1-3, Robinson 0-2, Davis 2-8, Wilson 4-8, Carrington 0-1). Nebraska (Brooks 0-2, Strickland 2-10, Boone 0-6, Surles 0-1, Wald 0-1, Glock 0-1). **FG%:** Georgia 36.7, Nebraska 41.8. **FT%:** Georgia 66.7, Nebraska 78.6. **Rebounds:** Georgia 36 (Strong, Anderson 10), Nebraska 44 (Strickland 10). **Personal fouls:** Georgia 18, Nebraska 13. **Fouled out:** none. **Assists:** Georgia 13 (Robinson 7), Nebraska 19 (Boone 6). **Turnovers:** Georgia 12, Nebraska 9. **Blocked shots:** Georgia 4 (Claxton 3), Nebraska 3 (Moore 3). **Steals:** Georgia 6 (Claxton, Davis 2), Nebraska 8 (Badgett, Strickland, Wald 2). **Technical fouls:** none. **Officials:** Gerald Seibert, Steve Morris, Keenan Stanley. **Attendance:** 8,040.

Game Notes: Huskers overcame five-point deficit to end four-game losing streak and keep Devaney Center NIT record perfect (10-0) with a come-from-behind victory...Bulldogs hit 57.7 percent from the field in first half, led by as many as 13 in first half, as NU hit just 40.5 percent from the field in opening half...NU tied game at 46, 52, and 60 in second half, took first lead of game with 1:58 left on dunk by Moore that started Huskers' on 9-1 run to close game...Moore had five of nine points in late surge...Nebraska only led for game's last 1:58...Strickland had career-tying 10 rebounds, turned in third double-double of season with his eighth 20-point outing (21)...win was only one of season for Huskers when trailing with five minutes to play...NU reached 18-win mark for only 15th time in school history...first postseason victory for Nebraska since 81-79 victory over Arkansas State exactly six years earlier.

Penn State 65, Nebraska 59

March 21--at Lincoln, Neb.

Nittany Lions (65): Rahsaan Carlton 7-10 2-3 19, Glenn Sekunda 1-6 0-0-2, John Amaechi 4-7 4-7 12, Dan Earl 4-7 2-2 14, Donovan Williams 0-2 0-0-0, Greg Bartram 3-7 0-0-9, Pete Lisicky 2-11 1-2-7, Michael Joseph 0-0 0-0-0, Phil Williams 1-2 0-0-2. Team Totals 22-52 9-14 19.

Cornhuskers (59): Terrance Badgett 1-3 2-4 4, Melvin Brooks 3-5 1-3 8, Mikki Moore 7-10 1-2 15, Erick Strickland 3-10 3-6 9, Jaron Boone 5-12 1-2 11, Chester Surles 0-1 0-0-0, Tom Wald 1-5 0-0 3, Chris Sallee 1-1 3-4 5, Jason Glock 2-3 0-0 4. Team Totals 23-50 11-21 59.

Penn State	36	29	--	65
Nebraska	36	23	--	59



Bruce Chubick played on four NCAA Tournament teams in his Nebraska career, spanning from 1991-94.

Rams (83): Matt Barnett 4-7, 2-2 11, Delmonte Madison 6-11, 6-6 21, Joe Vogel 8-12, 2-2 18, David Evans 3-13, 2-2 9, Bobby Sellers 5-9, 1-2 11, Jameel Mahmud 2-2, 1-2 5, Ryan Chilton 0-0, 0-0 0, Lorenzo Johnson 2-2, 3-4 7, Bryan Christiansen 0-0, 1-2, 1. Team Totals 30-56, 18-22, 83.

Nebraska	39	52	--	91
Colorado State	45	38	--	83

3-point goals: Nebraska 10-17 (Strickland 2-5, Lue 2-4, Boone 3-5, Badgett 1-1, Wald 2-2), Colorado State 5-18 (Barnett 1-2, Madison 3-6, Evans 1-8, Sellers 0-2). **FG%:** Nebraska 50.8, Colorado State 53.6. **FT%:** Nebraska 72.4, Colorado State 81.8. **Rebounds:** Nebraska 30 (Moore 10), Colorado State 28 (Barnett, Vogel 7). **Personal Fouls:** Nebraska 20, Colorado State 21. **Assists:** Nebraska 17 (Lue 5), Colorado State 16 (Sellers 7). **Fouled out:** Nebraska-none, Colorado State-Evans. **Turnovers:** Nebraska 13, Colorado State 16. **Blocked shots:** Nebraska 1 (Boone 1), Colorado State 4 (Vogel 2). **Steals:** Nebraska 5 (Garner 2), Colorado State 7 (Evans 3). **Technical fouls:** none. **Officials:** Unrah, Stanley, Pollard. **Attendance:** 7,261.

Game Notes: Nebraska's 91 points and 52 points in a half both established school postseason records...Nebraska connected on a season-high 10, 3-point goals and shot a season-best and NU postseason-record 58 percent (10-17) from behind the 3-point arc...Erick Strickland became the first player in Big Eight history to score 1,500 points, record 250 steals, dish out 400 assists and hit 170 3-point field goals...Nebraska had a season-high seven players in double figures, led by Strickland's 19 points...the Huskers rallied from a six-point halftime deficit by shooting 64 percent from the field in the second half...Nebraska took its first lead of the game at 60-58 with 13:52 remaining.

Nebraska 82, Washington State 73

March 19--at Lincoln, Neb.

Cougars (73): Mark Hendrickson 4-9, 4-9 12, Donnic Ellison 3-7, 1-1 9, Shamon Antrum 4-15, 0-0 11, Carlos Daniel 5-6, 0-1 10, Isaac Fontaine 8-14, 1-2 21, Kareem Jackson 0-1, 0-0 0, Chris Scott 0-2, 0-0 0, Tavares Mack 5-9, 0-1 10. Team Totals 29-63, 6-14 73.

Cornhuskers (82): Bernard Garner 6-7, 4-5 16, Erick Strickland 5-7, 6-7 18, Mikki Moore 2-3, 1-2 5, Tyronn Lue 1-1, 0-0 2, Jaron Boone 4-11, 0-0 8, Tom Wald 3-5, 4-5 12, Venson Hamilton 2-8, 2-4 6, Terrance Badgett 6-8, 0-0 12, Andy Markowski 1-1, 1-2 3. Team Totals 30-51, 18-25 82.

Washington State	37	36	--	73
Nebraska	47	35	--	82

3-point goals: Washington State 9-24 (Ellison 2-4, Antrum 3-10, Jackson 0-1, Fontaine 4-7, Scott 0-2), Nebraska 4-11 (Strickland 2-3, Boone 0-5, Wald 2-3). **FG%:** Washington State 46.0, Nebraska 58.8. **FT%:** Washington State 42.9, Nebraska 72.0. **Rebounds:** Washington State 33 (Hendrickson 11), Nebraska 30 (Hamilton 12). **Personal Fouls:** Washington State 23, Nebraska 15. **Assists:** Washington State 15 (Ellison 5), Nebraska 17 (Boone, Strickland 4). **Fouled out:** Washington State-Antrum, Daniel, Mack, Nebraska-none. **Turnovers:** Washington State 22, Nebraska 19. **Blocked shots:** Washington State 2 (Daniel 2), Nebraska 6 (Garner, Moore 2). **Steals:** Washington State 13 (Fontaine, Mack 3), Nebraska 10 (Strickland 3). **Technical fouls:** none. **Officials:** Harmon, Davis, Warfel. **Attendance:** 9,037.

Game Notes: The Huskers advanced to the third round of the NIT for the first time since 1987...NU improved to 11-1 all-time in home NIT contests...Nebraska shot a school postseason-best 59 percent (30-51) from the field...the Huskers tied a postseason school record with six blocked shots...Jaron Boone, Erick Strickland and Terrance Badgett tied a school record, each playing in their 124th game...Nebraska reached the 18-win mark for the sixth straight season and the 16th time in school history.

3-point goals: Penn State (Carlton 3-5, Sekunda 0-4, Earl 4-6, Williams 0-1, Bartram 3-4, Lisicky 2-8), Nebraska (Brooks 1-3, Strickland 0-1, Boone 0-1, Wald 1-3, Glock 0-1). **FG%:** Penn State 42.3, Nebraska 46.0. **FT%:** Penn State 64.3, Nebraska 52.4. **Rebounds:** Penn State 39 (Amaechi 10), Nebraska 29 (Strickland 7). **Personal fouls:** Penn State 19, Nebraska 14. **Fouled out:** none. **Assists:** Penn State 17 (Earl 7), Nebraska 19 (Strickland 8). **Turnovers:** Penn State 17, Nebraska 11. **Blocked shots:** Penn State 2 (Carlton, Williams 1), Nebraska 3 (Moore 3). **Steals:** Penn State 3 (Earl, Williams, Lisicky 1), Nebraska 10 (Strickland 4). **Technical fouls:** none. **Officials:** Paul Janssen, Terry Davis, David Warfel. **Attendance:** 10,661.

Game Notes: Nebraska hit 59.1 percent from the field in first half, but could only manage 36-all halftime tie with the Nittany Lions...second half saw Huskers run off 12 straight points to take a 48-36 lead with 16:28 left...NU held 56-55 lead with 6:16 left on Moore free throw, but Lions outscored NU 10-3 to finish off game...loss ended NU's 10-game NIT home win streak, 16-game homecourt win streak vs. non-league foes and was only second loss in last 48 non-conference games...Penn State's 12, 3-point goals were most vs. Huskers on season...Strickland had four steals to move his career total to 196 and his season mark to 89, both school records.

1996 NIT

Nebraska 91, Colorado State 83

March 14--at Fort Collins, Colo.

Cornhuskers (91): Bernard Garner 4-8, 2-4 10, Erick Strickland 7-13, 3-4 19, Mikki Moore 3-9, 4-4 10, Tyronn Lue 4-8, 1-2 11, Jaron Boone 5-9, 2-2 15, Venson Hamilton 0-0, 2-4 2, Terrance Badgett 4-6, 2-2 11, Andy Markowski 0-2, 0-0 0, Tom Wald 3-4, 3-4 11, Chester Surlis 0-0, 2-2 2. Team Totals 30-59, 21-29, 91.



Nebraska's 1996 NIT Championship team

Nebraska 83, Fresno State 71

March 22--at Fresno, Calif.

Cornhuskers (83): Bernard Garner 2-6, 2-3 6, Erick Strickland 6-13, 4-4 17, Mikki Moore 4-5, 6-7 14, Tyronn Lue 0-2, 0-0 0, Jaron Boone 5-12, 0-0 13, Tom Wald 3-6, 2-2 10, Venson Hamilton 5-6, 2-2 12, Terrance Badgett 4-6, 1-2 11, Andy Markowski 0-0, 0-0 0. Team Totals 29-56, 17-20 83.

Bulldogs (71): Rahsaan Smith 3-6, 0-4 6, Khary Stanley 1-2, 0-2 2, Dominick Young 9-21, 2-2 25, Kendric Brooks 3-9, 2-4 9, James Gray 3-9, 2-3 9, Gerrit Terdenge 1-3, 0-0 2, Brandon Bakke 0-2, 0-0 0, DeAndre Austin 0-1, 0-0 0, Darnaryl Stamps 0-1, 0-2 0, Darnell McCulloch 7-11, 4-9 18. Team Totals 27-65, 10-26, 71.

Nebraska	45	38	--	83
Fresno State	40	31	--	71

3-point goals: Nebraska 8-16 (Strickland 1-4, Boone 3-6, Lue 0-1, Wald 2-3, Badgett 2-2), Fresno State 7-28 (Young 5-17, Brooks 1-6, Gray 1-2, Terdenge 0-1, Bakke 0-2). **FG %:** Nebraska 51.8, Fresno State 41.5. **FT %:** Nebraska 85.0, Fresno State 38.5. **Turnovers:** Nebraska 21, Fresno State 17. **Rebounds:** Nebraska 35 (Moore, Garner 10), Fresno State 34 (Smith 11). **Fouls:** Nebraska 18, Fresno State 18. **Assists:** Nebraska 19 (Strickland 5), Fresno State 13 (Young 6). **Fouled out:** Nebraska-none, Fresno State-Smith. **Blocked shots:** Nebraska 6 (Moore 4), Fresno State 1 (Smith 1). **Steals:** Nebraska 8 (Garner, Wald 2), Fresno State 15 (Young 8). **Technical fouls:** Nebraska-Hamilton. **Officials:** Wilson, Rios, McAllister. **Attendance:** 10,132.

Game Notes: Nebraska trailed by as many as 13 points in the first half (24-11), but rallied to take a 45-40 lead into the locker room...the Huskers turned the ball over 17 times in the first half, but committed just four in the second half...NU connected on 17-20 free throws in the contest...for the second straight game NU tied a school postseason record with six blocked shots...Fresno State's Dominick Young broke NU opponent 3-point attempt record with 17, making five...Nebraska connected on more than 50 percent of its field goal attempts for the third straight game.

Nebraska 90, Tulane 78

March 26--at New York City (Semifinals)

Green Wave (78): Correy Childs 5-10, 1-5 11, Jerald Honeycutt 6-16, 4-4 16, Lawrence Nelson 2-3, 1-4 5, Chris Cameron 4-8, 2-2 11, LeVeldro Simmons 5-13, 1-3 12, Patrick Lewis 5-7, 1-2 13, Shun Sheffield 2-5, 0-0 4, Rayshard Allen 0-0, 3-4 3, Keith Harris 1-2, 0-0 3, Khalid Morris 0-0, 0-0 0. Team Totals 30-64, 13-24 78.

Cornhuskers (90): Bernard Garner 7-11, 6-9 20, Erick Strickland 6-10, 6-6 20, Mikki Moore 2-2, 1-1 5, Jaron Boone 2-7, 5-6 9, Tyronn Lue 3-6,

8-12 15, Venson Hamilton 4-7, 5-6 13, Terrance Badgett 2-2, 1-4 5, Tom Wald 0-1, 0-0 0, Andy Markowski 1-1, 1-1 3, Chester Surles 0-0, 0-0 0. Team Totals 27-47, 33-45 90.

Tulane	41	37	--	78
Nebraska	42	48	--	90

3-point goals: Tulane 5-16 (Honeycutt 0-4, Cameron 1-3, Simmons 1-3, Lewis 2-4, Harris 1-2), Nebraska 3-8 (Strickland 2-3, Boone 0-2, Lue 1-2, Wald 0-1). **FG %:** Tulane 46.9, Nebraska 57.4. **FT %:** Tulane 54.2, Nebraska 73.3. **Rebounds:** Tulane 30 (Honeycutt 6), Nebraska 35 (Hamilton 9). **Fouls:** Tulane 27, Nebraska 21. **Assists:** Tulane 14 (Honeycutt 5), Nebraska 16 (Boone 6). **Fouled out:** Tulane-Simmons, Lewis, Nebraska-Moore. **Turnovers:** Tulane 21, Nebraska 25. **Blocked shots:** Tulane 4 (Nelson 2), Nebraska 4 (Moore 3). **Steals:** Tulane 16 (Simmons 5), Nebraska 12 (Garner, Hamilton 4). **Technical fouls:** none. **Officials:** Donato, Bush, Lopes. **Attendance:** 8,346.

Game Notes: Nebraska won an NIT semifinal game for the first time in three tries, after losing in the semifinals in 1983 and 1987...Nebraska posted its 20th victory, marking just the ninth time in school history an NU team posted 20 wins...for the fourth consecutive game in the NIT, NU shot better than 50 percent from the field and scored more than 80 points...the win marked NU's second over the Green Wave in the NIT as the Huskers also defeated Tulane in the first round of the 1983 tourney when NU also advanced to New York...Nebraska attempted a postseason school-record 45 free throws and tied a postseason school record with 33 made free throws...the Huskers also had a postseason-record 12 steals...Erick Strickland and Bernard Garner each scored 20 points, marking the first time in NU postseason history two players scored 20 or more points in a game.

Nebraska 60, St. Joseph's 56

March 28--at New York City (Championship)

Cornhuskers (60): Bernard Garner 2-3, 0-0 4, Erick Strickland 4-11, 4-4 13, Mikki Moore 4-9, 3-5 11, Tyronn Lue 4-7, 3-3 11, Jaron Boone 4-12, 0-2 11, Tom Wald 1-1, 0-2 2, Terrance Badgett 2-4, 0-0 4, Venson Hamilton 2-5, 0-0 4, Andy Markowski 0-0, 0-0 0. Team Totals 23-52, 10-16, 60.

Hawks (56): Dmitri Domani 4-6, 2-2 14, Reggie Townsend 8-14, 2-4 18, Will Johnson 2-6, 0-0 4, Mark Bass 1-11, 0-0 3, Rashid Bey 1-8, 1-4 3, Terrell Myers 2-11, 4-6 9, Nemanja Petrovic 2-6, 1-2 5, Duval Simmonds 0-0, 0-0 0. Team Totals 20-62, 10-18 56.

Nebraska	34	26	--	60
St. Joseph's	26	30	--	56

3-point goals: Nebraska 4-10 (Strickland 1-4, Boone 3-4, Lue 0-1, Badgett 0-1), St. Joseph's 6-21 (Domani 4-6, Bass 1-7, Bey 0-2, Myers 1-6). **FG %:** Nebraska 44.2, St. Joseph's 32.3. **FT %:** Nebraska 62.5, St. Joseph's 55.6. **Rebounds:** Nebraska 44 (Moore 13), St. Joseph's 35 (Townsend, Johnson 8). **Personal Fouls:** Nebraska 19, St. Joseph's 17. **Assists:** Nebraska 14 (Lue, Boone 4), St. Joseph's 11 (Bey 4). **Fouled Out:** Nebraska-none, St. Joseph's 17 (Domani 5). **Turnovers:** Nebraska 20, St. Joseph's 11. **Blocked shots:** Nebraska 4 (Moore, Hamilton 2), St. Joseph's 3 (Johnson, Petrovic, Simmonds 1). **Steals:** Nebraska 6 (Strickland 3), St. Joseph's 8 (Myers, Bass 2). **Technical fouls:** none. **Officials:** Burr, Cahill, Gray. **Attendance:** 12,464.

Game Notes: Nebraska's NIT Championship was its first national tournament championship of any kind...Nebraska finished the first half on an 11-3 run to take a 34-26 lead into halftime...the Huskers led 47-37 with 10 minutes to play, before St. Joe's went on a 10-0 run to tie the game at 47-all...St. Joseph's connected on just 32 percent of its field goals attempts, the lowest mark against Nebraska in the postseason...Erick Strickland was named the NIT Most Valuable Player, while freshman Tyronn Lue was named to the All-Tournament team...Mikki Moore posted his third double-double of the NIT...after shooting over 50 percent in its first four NIT games, Nebraska made just 44 percent against the Hawks.

1997 NIT

Nebraska 67, Washington 63


March 12--at Lincoln, Neb.

Huskies (63): Mark Sanford 8-15, 3-5, 20, Jamie Booker 3-7, 4-4, 12, Todd MacCulloch 7-11, 3-5, 17, Jan Wooten 2-4, 0-0, 4, Donald Watts 1-7, 0-1, 2, Chris Thompson 0-1, 0-0, 0, Deon Luton 2-5, 0-2, 4, Patrick Femerling 1-1, 2-2, 4. Team Totals 24-51, 12-19, 63.

Cornhuskers (67): Bernard Garner 3-5, 1-2, 9, Andy Markowski 1-8, 1-2, 3, Venson Hamilton 4-4, 5-6, 13, Tyronn Lue 5-15, 2-2, 14, Cookie Belcher 4-5, 0-0, 9, Larry Florence 2-4, 2-3, 6, Mikki Moore 4-6, 1-2, 9, Troy Piatkowski 2-5, 0-0, 4. Team Totals 25-52, 12-17, 67.

Washington	36	27	--	63
Nebraska	33	34	--	67

3-point goals: Washington 3-13 (Booker 2-3, Sanford 1-3, Watts 0-3, Wooten 0-2, Luton 0-2), Nebraska 5-13 (Garner 2-2, Lue 2-6, Belcher 1-2, Piatkowski 0-3). **FG %:** Washington 47.1, Nebraska 48.1. **FT %:** Washington 63.2, Nebraska 70.6. **Rebounds:** Washington 37 (Sanford 13), Nebraska 26 (Hamilton 10). **Personal Fouls:** Washington 15, Nebraska 16. **Assists:** Washington 16 (Booker, Watts 4), Nebraska 14 (Moore, Lue 4). **Fouled out:** Washington-Booker, Nebraska-none. **Turnovers:** Washington 22, Nebraska 17. **Blocked shots:** Washington 1 (MacCulloch 1), Nebraska 6 (Hamilton 4). **Steals:** Washington 10 (Wooten 3), Nebraska 15 (Belcher 6). **Technical fouls:** none. **Officials:** Hutchinson, Seibert, Schumer. **Attendance:** 6,015.



Jaron Boone played on four postseason tournament teams at Nebraska, including NCAA teams in 1993 and 1994.

Game Notes: Nebraska improved to 18-9 in the NIT, 12-1 at home and 7-0 in first-round home games...Nebraska won for the third straight time against Washington, narrowing the Huskies' series lead to 6-3...the crowd of 6,015 was the smallest in 13 NU home NIT contests...Venson Hamilton had his sixth double-double in his last eight games...Cookie Belcher tied his season high and matched an NU postseason record with six steals...Andy Markowski made his first career start.

Nebraska 78, Nevada 68

March 18--at Reno, Nev.

Cornhuskers (78): Larry Florence 2-4, 3-4, 7, Bernard Garner 6-11, 4-4, 17, Mikki Moore 9-9, 3-7, 21, Tyronn Lue 6-18, 4-5, 18, Cookie Belcher 1-2, 0-0, 2, Alvin Mitchell 1-5, 0-0, 3, Andy Schwindt 1-1, 0-0, 2, Michael Johnette 0-1, 0-0, 0, Troy Piatkowski 0-2, 2-2, 2, Ryan Phifer 1-1, 0-0, 2, Chad Burbach 0-0, 0-0, 0, Andy Markowski 2-4, 0-0, 4. Team Totals 29-58, 16-22, 78.

Wolfpack (68): Faron Hand 5-8, 6-9, 16, Paul Culbertson 4-12, 6-8, 17, David Morgan 0-5, 1-2, 1, Jimmy Carroll 2-11, 0-0, 6, Richard Brown 2-7, 1-2, 6, Andre McLeod 0-0, 0-0, 0, Tommy Zapata 1-2, 0-0, 2, Lamont Allen 0-2, 0-0, 0, Tim Barnett 5-9, 0-0, 13, Marvin Wilson 2-7, 0-0, 4, Steve Pienkoski 1-1, 1-2, 3. Team Totals 22-64, 15-23, 68.

Nebraska	37	41	--	78
Nevada	34	34	--	68

3-point goals: Nebraska 4-16 (Lue 2-7, Garner 1-3, Mitchell 1-4, Piatkowski 0-1, Johnette 0-1), Nevada 9-26 (Barnett 3-5, Culbertson 3-7, Carroll 2-8, Brown 1-5, Allen 0-1). **FG %:** Nebraska 50.0, Nevada 34.4. **FT %:** Nebraska 72.7, Nevada 65.2. **Rebounds:** Nebraska 41 (Moore 15), Nevada 39 (Hand 9). **Personal Fouls:** Nebraska 18, Nevada 15. **Assists:** Nebraska 13 (Lue 4), Nevada 14 (Brown 6). **Fouled out:** none. **Turnovers:** Nebraska 18, Nevada 15. **Blocked shots:** Nebraska 5 (Moore, Florence 2), Nevada 0. **Steals:** Nebraska 7 (Moore, Belcher 2), Nevada 7 (Culbertson 3). **Technical fouls:** Nebraska-none; Nevada-Hand. **Officials:** Gabutero, Eggers, Ferrin. **Attendance:** 11,275.


Game Notes: Nebraska won its seventh straight game in the NIT and improved to 19-9 in the tournament, 13-3 under Nee...NU picked up its 18th win, the seventh straight season the Huskers have reached the 18-win mark...Mikki Moore scored 21 points, the third-most in his career and tied his career high with 15 rebounds for his eighth double-double of the season and the fourth in the past two years in NIT play...Moore also tied a school record for most field goals without a miss as he was a perfect 9-9 from the floor...Nevada was the 13th opponent on the season NU held to 40 percent or less from the field.

Connecticut 76, Nebraska 67

March 21--at Storrs, Conn.

Cornhuskers (67): Larry Florence 1-8, 0-0, 2, Bernard Garner 1-8, 0-2, 2, Mikki Moore 9-13, 5-6, 24, Tyronn Lue 7-15, 2-2, 20, Cookie Belcher 4-7, 0-0, 9, Venson Hamilton 4-7, 2-4, 10, Alvin Mitchell 0-0, 0-0, 0, Troy Piatkowski 0-1, 0-0, 0, Andy Markowski 0-3, 0-0, 0. Team Totals 26-62, 9-12, 67.

Huskies (76): Kevin Freeman 1-5, 7-11, 9, Richard Hamilton 12-14, 6-8, 31, Jake Voskuhl 6-8, 2-2, 14, Rashamel Jones 3-8, 4-4, 12, Ricky Moore 1-6, 6-6, 8, Ruslan Inyatkin 0-0, 0-0, 0, Antric Klaiber 0-1, 0-0, 0, Dion Carson 1-1, 0-0, 2, Monquencio Hardnett 0-1, 0-0, 0, Sam Funches 0-0, 0-0, 0. Team Totals 24-44, 25-31, 76.



Nebraska's 1998 NCAA Tournament team

Nebraska	36	31	--	67
Connecticut	27	49	--	76

3-point goals: Nebraska 6-15 (Lue 4-9, Belcher 1-3, Moore 1-1, Garner 0-2), Connecticut 3-8 (Jones 2-4, Hamilton 1-1, Moore 0-3). **FG%:** Nebraska 41.9, Connecticut 54.5. **FT%:** Nebraska 75.0, Connecticut 80.6. **Rebounds:** Nebraska 31 (Hamilton 6), Connecticut 30 (Voskuhl 8). **Personal Fouls:** Nebraska 24, Connecticut 13. **Assists:** Nebraska 8 (Belcher, Markowski 2), Connecticut 13 (Moore 6). **Fouled out:** Nebraska-Belcher, Connecticut-none. **Turnovers:** Nebraska 19, Connecticut 20. **Blocked shots:** Nebraska 4 (Moore, Hamilton 2), Connecticut 10 (Voskuhl 6). **Steals:** Nebraska 12 (Florence, Moore 3), Connecticut 11 (Voskuhl 3). **Technical fouls:** none. **Officials:** Kersey, DeMayo, Murphy. **Attendance:** 8,411.

Game Notes: Nebraska's string of seven straight postseason wins ended with the loss...NU dropped to 19-10 all-time in the NIT, 13-4 under Nee...Tyronn Lue finished the season with 17 straight double-figure scoring games...he finished third on the NU single-season scoring chart with 603 points...Mikki Moore finished with the second-highest scoring game of his career with 24 points...Cookie Belcher became just the fourth NU freshman to score 300 or more points in a season...the 14-point deficit UConn overcame was the largest an NU opponent has rallied from for victory and the nine-point halftime lead is the largest NU surrendered last season.

1998 NCAA

Arkansas 74, Nebraska 65

March 12--at Boise, Idaho (West Regional)


Cornhuskers (65): Larry Florence 4-11, 0-0 8, Tyronn Lue 6-14, 4-4 18, Chad Johnson 1-2, 0-0 2, Cookie Belcher 4-12, 0-0 9, Andy Markowski 4-8, 2-2 10, Troy Piatkowski 2-7, 0-0 4, Venson Hamilton 6-7, 2-5 14, Brant Harriman 0-0, 0-0 0. Team Totals 27-61, 8-11 65.

Razorbacks (74): Kareem Reid 6-12, 4-5 17, Landis Williams 0-1, 0-0 0, Pat Bradley 5-12, 4-4 19, Nick Davis 3-4, 2-2 8, Sunday Adebayo 3-4, 2-2 8, Tarik Wallace 4-10, 2-2 13, Guy Whitney 0-0, 0-0 0, Ali Thompson 2-3, 5-6 9, Brandon Davis 0-0, 0-0 0, Chris Walker 0-0, 0-0 0, Jason Jennings 0-0, 0-0 0, Derek Hood 0-2, 0-0 0. Team Totals 23-48, 19-21 74.

Nebraska	40	25	--	65
Arkansas	33	41	--	74

3-point goals: Nebraska 3-16 (Lue 2-6, Belcher 1-6, Piatkowski 0-4), Arkansas 9-20 (Bradley 5-10, Wallace 3-7, Reid 1-3). **FG%:** Nebraska 44.3, Arkansas 47.9. **FT%:** Nebraska 72.7, Arkansas 90.5. **Turnovers:** Nebraska 21, Arkansas 22. **Rebounds:** Nebraska 30 (Hamilton 10), Arkansas 29 (Adebayo, Wallace 6). **Personal Fouls:** Nebraska 18, Arkansas 13. **Assists:** Nebraska 14 (Lue 6), Arkansas 7 (Wallace, Reid 2). **Fouled Out:** Nebraska-Hamilton, Arkansas-none. **Blocked shots:** Nebraska 2 (Hamilton, Markowski 1), Arkansas 2 (Thompson, N. Davis 1). **Steals:** Nebraska 13 (Belcher 6), Arkansas 6 (Reid, Wallace 2). **Technical fouls:** none. **Officials:** Gray, Greenwood, Hutchinson. **Attendance:** 12,159.

Game Notes: Nebraska dropped to 0-6 all-time in the NCAA Tournament, 0-5 under Danny Nee...the Huskers lost for the first time all season when leading with 5:00 left...NU had been 20-0 when leading at the five-minute mark...Venson Hamilton became Nebraska's single-season rebounding leader as his 10 boards gave him 315 in 1997-98, bettering Chuck Jura's previous school record of 305...Hamilton finished the season with 17 double-doubles...Tyronn Lue reached double figures for the 12th straight game and 51st time in his last 53 games...he finished the season with 678 points, second on the single-season scoring list and just 26 points behind Dave Hoppen's 1985 single-season record of 704 points...Nebraska's 20 wins tied for the seventh-most in school history...Nebraska failed to defeat a nationally-ranked team for the first time in eight seasons...with 13 steals, NU upped its season total to 319, breaking the previous record of 315...Cookie Belcher tied his career high with six steals, finished the season with 75 steals, third on the NU single-season chart and moved into second on the career steals list after just two seasons.



Tyronn Lue played and started nine postseason games in his three-year Nebraska career and scored in double digits in seven of the games.



History

The History of Nebraska Basketball


By Mike Babcock

As near as anyone can determine, the University of Nebraska was first represented by a men's basketball team on Feb. 2, 1897, just six years after Dr. James A. Naismith set down the rules of the game at the International YMCA Training School in Springfield, Mass.

A team from the Lincoln YMCA was the opponent, and Nebraska posted an 11-8 victory at Grant Memorial Hall, the home of the Huskers for all but two seasons until the Coliseum opened in 1926. The same teams played in Grant Hall three weeks later with a similar result, as NU won 23-14. Nebraska had to rally in the second game. The *Hesperian*, a student newspaper, reported: "At the end of the first half the score stood 9 to 6 in favor of the visitors but during the second half our boys took a brace and some excellent work was done."

Such was the modest beginning of a program that has enjoyed probably its greatest success over the last eight seasons, with a 162-94 record (.633), eight consecutive postseason appearances, including five NCAA Tournaments, a Phillips 66 Big Eight Tournament title in 1994 and the 1996 National Invitation Tournament championship title.

Nebraska doubled its schedule in 1898, losing twice to the Lincoln YMCA and splitting two games with the Omaha YMCA. A 16-12 loss against the Omaha YMCA provided evidence as to why Nebraska finished 1-3 that season. According to *The Hesperian* account: "The great difficulty of the University team was mere recklessness. Our boys have been playing with a loose interpretation of the rules. The officials were strict and of course the resulting advantage was in favor of Omaha."



Bus Whitehead was a two-time All-Big Seven selection in 1949 and 1950.

Then as now, overly aggressive play had its drawbacks.

Nebraska played teams from other universities for the first time in 1899, winning two games against Nebraska Wesleyan and one against Doane en route to the unofficial state championship. The next season, Nebraska played an out-of-state opponent for the first time, defeating the University of Kansas, 48-8, at Lincoln. That game still ranks as the worst loss for a Jayhawk team and was the first for either school against a present-day NCAA Division I school and the first matching present-day Big 12 Conference institutions.

The Kansas team was coached by Dr. Naismith. The Nebraska student yearbook, *Sombrero*, wrote: "A closely contested game was looked for. The Jayhawkers were, however, completely outclassed, the score being 48-8." Based on the victory against Kansas and four other similarly decisive victories, "the basketball team for this year was undoubtedly superior to any in the west," the *Sombrero* concluded. It would be several years before such a claim could be made again.


Nebraska hired its first full-time coach in 1911. E.O. "Jumbo" Stiehm, who scored 24 points against Nebraska as a Wisconsin basketball player in 1908, coached both football and basketball. His first Husker basketball team won 14 of 15 games, its only loss coming at Minnesota, 40-15. The student newspaper, *The Daily Nebraskan*, blamed the loss on Nebraska's inability to adjust to the Gophers' "100-foot floor."

A *Daily Nebraskan* account of Nebraska's 29-28 season-ending victory against Kansas at Lincoln in 1912 provides evidence that some fans' behavior hasn't changed much over the years.

"The game as a whole was entirely unsatisfactory, being marred by rough tactics of the visitors, incompetent work on the part of the referee and interruptions by the audience, which were in part justifiable."

Nebraska shared the Missouri Valley Conference championship with Kansas in 1912 and 1914 and won the title outright in 1913 under Stiehm's leadership. The 1913-14 team was "so fast it took a movie camera to catch 'em," according to the Cornhusker student yearbook. It was described as a "point-a-minute" team, which wasn't quite accurate. Typically, games lasted 40 minutes (though that wasn't always the case), and Nebraska averaged 30 points per game. Guard Sam Carrier became Nebraska's first All-America basketball player in 1913. He and Carl Underwood led the Huskers to 17 victories in 19 games. Underwood was the Missouri Valley Conference scoring leader with 66 points in 10 conference games.

Nebraska won another conference title outright in 1916, after Sam Waugh replaced Stiehm as the Cornhuskers' coach for one season. Stiehm, who coached the first game of the season before giving way to Waugh, had planned to remain at Nebraska through the basketball season before leaving to become coach and athletic director at Wisconsin.



Chuck Jura earned All-Big Eight honors in 1972 for Coach Joe Cipriano.

But the Nebraska Athletic Board decided to replace him.

Waugh was succeeded by E.J. "Doc" Stewart, whose three Cornhusker teams had a combined record of 29-23. Nebraska was 22-2 in 1919-20 and 11-3 in 1920-21 under Coach P.J. Schissler. After the 1919-20 season, Schissler challenged the University of Chicago to a game, but to no avail. The Cornhuskers also were invited to a postseason AAU tournament in Atlanta but didn't go.

Schissler's teams played as independents. Nebraska lost its affiliation with the Missouri Valley Conference because of a decision to play a football game against Oklahoma in Omaha in 1919. Conference rules prohibited such games (Oklahoma had not yet joined the Missouri Valley Conference). Nebraska returned to the Missouri Valley Conference in 1921, and Owen Frank replaced Schissler as basketball coach. The remainder of the Roaring 1920s was, for the most part, undistinguished.

Basketball was rough and tumble. There was a center jump after every basket and no requirement to cross mid-court in 10 seconds or less. The ball was a lot different, too, more like a medicine ball, which contributed to some dull games.

The most significant event during the 1920s was the building of the Coliseum, which was dedicated on Feb. 6, 1926. The Cornhuskers dropped a 25-14 decision to Kansas in the first game at their new home, which was built at a cost of \$445,000 and seated 8,000 for basketball. Prior to that, Nebraska played most of its home games in Grant Hall, which seated about a fourth as many fans as the Coliseum and was located just to the north of where the Sheldon Art Gallery now stands.

Athletic Director Fred Leuhring arranged for Nebraska to play its home basketball games at the State Fairgrounds Coliseum in 1921, in order to accommodate more spectators. The Cornhuskers played two seasons at the Fairgrounds Coliseum, which had a wider court than Grant Hall.

The first game there was played on Jan. 14, 1921. Nebraska defeated conference opponent Grinnell 31-10 before an audience of 1,500, according to newspaper estimates. After two seasons, the Cornhuskers returned to Grant Hall, which had been remodeled, and continued to play home games there until the NU Coliseum opened.

Nebraska ended the decade with an 11-5 season under Charles T. Black, a former Kansas All-American in 1928-29. In the next 19 seasons, the Huskers had just two winning records, back-to-back campaigns under Coach W.H. Browne in 1935-36 and 1936-37. The 1937 team tied Kansas for the Big Six championship, after finishing second to the Jayhawks in 1936.

The 1930s produced four more Cornhusker All-Americans: center Don Maclay in 1931, guard Steve Hokuf in 1933, guard George Wahlquist in 1936 and guard Robert Parsons in 1937. Maclay was the Big Six scoring leader in 1930, scoring 112 points in 10 league games.

Harry Good was hired as head coach in 1946 and after two losing seasons, turned Nebraska's fortunes around. In 1948-49, Good's Huskers went 16-10, tied Oklahoma for the Big Seven regular-season championship and defeated the Sooners, 57-56, in a conference playoff to qualify for an NCAA playoff game. The NCAA Tournament was structured differently then, and the Cornhuskers needed to win that playoff to advance into the NCAA field. They lost to Oklahoma A&M, the Missouri Valley Conference champion, 52-35, at Kansas City, Mo. Coach Henry P. Iba's Aggies went on to finish second to Kentucky, coached by Adolph Rupp, in the NCAA Tournament.

In 1949-50, Nebraska again won 16 games and shared the Big Seven crown with Kansas and Kansas State. That marks the last time the conference had a three-way tie at the top. "We were King in our day," Claude Retherford once told a newspaper reporter. "They were firing football coaches left and right, but we packed 'em in. Oh, people were interested in football, but basketball was THE game on the Nebraska campus when we played." Retherford earned All-Big Seven recognition in 1949 after leading the conference in scoring with a 12.4 points-per-game average.

The Cornhuskers had another first-team All-Big Seven performer in 1949, Milton "Bus" Whitehead. The 6-10 center from Scottsbluff, Neb., also earned all-conference honors in 1950, when he averaged a then-school-record 15.7 points per game. Whitehead was named to the District V All-America team by Collier's Magazine. Whitehead also was the first Cornhusker selected to play in the East-West All-Star Game in New York City's Madison Square Garden. When he graduated, Whitehead held nine school scoring records.

Nebraska basketball experienced another

drought beginning in 1950-51, with 15 consecutive losing seasons. Despite playing for a team that finished last in the Big Seven in 1952, Husker guard Jim Buchanan earned All-America and all-conference honors. And even though the late Jerry Bush, dubbed the "Big Bear of the Coliseum," never produced a winning team in his nine seasons as head coach at Nebraska, his colorful personality and uncanny ability to fashion upsets kept Cornhusker fans entertained.


The most dramatic upset during Bush's tenure as coach came on Feb. 22, 1958, against Kansas. The Jayhawks featured 7-foot center Wilt Chamberlain and were ranked fourth in the nation when they came to Lincoln. Earlier in the season, the Jayhawks had defeated the Huskers 102-46 at Lawrence, Kan., with Chamberlain matching Nebraska by scoring 46 points. Nebraska scored a 43-41 victory in the rematch, when 5-9 guard Jim Kubacki hit a 15-foot jump shot with two seconds remaining.

But that's only part of the drama. Kubacki, a senior from Toledo, Ohio, spent all but the final 6:53 of the game sitting on the bench in street clothes, forced there by a knee injury and the kind of fate from which legends are built. When the Cornhuskers' captain, Gary Reimers, left the game with leg cramps, Kubacki convinced Bush to let him suit up. Four minutes and seven seconds later, Kubacki went into the game. Two minutes and 44 seconds after that, he hit the winning shot.

Bush also had the distinction of coaching the school's first 1,000-point scorer, guard Herschell Turner, who came from Indianapolis, Ind., where he was rated the second-best high school player in the state as a senior, behind only crosstown rival Oscar Robertson. Turner earned All-Big Eight honors in 1960 and ended his Cornhusker career with 1,056 points.

Following the 1962-63 season, Bush was replaced as head coach by Joe Cipriano, who brought the nickname "Slippery Joe" and up-tempo basketball to the Coliseum. His teams pressed full-court and ran a fast-break offense, which led the Big Eight in scoring average in 1966, 1967 and 1968.

Cipriano's first two teams had a combined record of 17-33. But his third team, in 1965-66, was one of the most successful in school history, finishing 20-5 and second to Kansas in the Big Eight. All-Big Eight guard Grant Simmons, the first Cornhusker to earn Academic All-Big Eight honors, was the team's leader.



Andre Smith was the Big Eight Player-of-the-Year in 1981.

The 1966-67 team finished 16-9 and made the school's first appearance in the 16-team National Invitation Tournament, played at New York City's Madison Square Garden. Guard Stu Lantz was a two-time All-Big Eight pick and led the Cornhuskers in scoring and rebounding in both 1966-67 and 1967-68.

Guard Marvin Stewart and center Chuck Jura earned All-Big Eight honors for Cipriano in 1971 and 1972, respectively. Guard Jerry Fort, who finished his career with a then-school-record 1,882 points, was the first Nebraska player chosen first-team all-conference three times, from 1974 through 1976. With Fort's leadership, Nebraska began a string of 14 winning seasons.

In the fall of 1976, Cornhusker basketball moved out of the Coliseum and into the state-of-the-art Bob Devaney Sports Center arena. Located on the State Fairgrounds, the \$13 million athletic complex was financed by a special cigarette tax.

Cipriano coached Nebraska to another 20-victory season in 1977-78. The Cornhuskers, led by All-Big Eight guard Brian Banks, finished with a 22-8 record and advanced to the second round of the NIT. Despite failing health--a battle against cancer that he finally lost--Cipriano shared coaching duties with his assistant, Moe Iba, in 1979-80, and took Nebraska to the NIT again. For their efforts, the duo shared United Press International Big Eight Coach-of-the-Year honors.

Cipriano brought Nebraska into the modern



Terrance Badgett was a member of the 1994 Big Eight Tournament Championship team and the 1996 NIT Championship team. Badgett is tied for the most games played in Husker history with 127 in his four-year career.

era, coaching 17 seasons and 450 games. His record was 253-197, and those 253 victories represent one-fourth of Nebraska's all-time total. Following Cipriano's death, Iba was named head coach, and he continued Cipriano's winning ways. In Iba's six seasons on the bench, Nebraska was 106-71 and advanced to postseason play four times.

Center Andre Smith was the 1981 Big Eight MVP and twice earned All-Big Eight honors. However, it was the late Jack Moore, a 5-10 playmaker from Muncie, Ind., who captured the hearts of Nebraska fans from 1980 through 1982. Moore earned All-Big Eight honors in 1982, when he won the Naismith Award, given annually to the nation's top player under 6-feet tall. The first three-time Academic All-Big Eight pick in Nebraska history, Moore scored 1,204 points and hit .901 from the free throw line during his career.

The cornerstone of Iba's teams from 1983 through 1986 was Omaha, Neb., native Dave Hoppen, a three-time All-Big Eight center and the first Nebraska basketball player to have his jersey number (42) retired by the school. In 1982-83, Hoppen's freshman season, the Cornhuskers were 22-10 and won three games in the NIT before losing to DePaul in the semifinals at Madison Square Garden. The Cornhuskers returned to the NIT each of the next two seasons, advancing to the second round both times.

Hoppen's college career, though, was ended by a knee injury he sustained in a game at Colorado on Feb. 1, 1986. He finished as the school's all-time scoring leader with 2,167 points and broke or tied 19 school records during his four-year stay. After Hoppen's injury, Iba's team regrouped and

went on to earn the school's first-ever "official" NCAA Tournament berth. Nebraska lost to Western Kentucky in the first round of the Southeast Regional, 67-59. Following the game, Iba announced his resignation.

On March 27, 1986, Danny Nee was officially introduced as Nebraska's 24th basketball coach. During a news conference to announce his hiring, Nee said a "new era" in Cornhusker basketball was beginning. "I understand I have to win, but I believe we have to play a style people will come to see. Basketball was made to be played up and down the floor. I think the people will enjoy it."

Nee's 12 teams have appeared in postseason play 10 times and have topped the 20-win mark in six seasons. In Nee's first season, Nebraska was 21-12 and finished third in the NIT. After a 13-18 record in his second season, the Cornhuskers got back over the .500 mark with a 17-16 record in 1988-89 and advanced to the second round of the NIT.

After missing the school record for losses in a season by one in 1989-90 (10-18), Nebraska won a school-record 26 games, against only eight losses, in 1990-91. The Cornhuskers played in the Big Eight Tournament championship game for the first time and advanced to the NCAA Tournament, losing to Xavier, 89-84, in the first round at Minneapolis, Minn.

The 1990-91 team included two first-round NBA draft picks, senior Rich King and redshirted freshman Eric Piatkowski. The 7-2 King was the tallest player in Cornhusker history. Piatkowski, Nebraska's sixth-man in 1990-91, went on to win first-team all-conference honors twice. He ranks second on the Cornhuskers' career-scoring list, with 1,934 points. Piatkowski is the only Nebraska player to finish with at least 1,900 points, 600 rebounds (669) and 300 assists (322).

Since the record-setting 1990-91 season, the Huskers have not missed the postseason. Three straight NCAA appearances followed the record-shattering 1991 campaign. In 1992-93 the Huskers registered their highest league finish under Nee by tying for second place in the always-rugged Big Eight Conference.

In addition to reaching the NCAA Tournament for a fourth straight season and recording back-to-back 20-victory seasons for the first time in school history, Nee's 1993-94 team made history by winning the school's first Phillips 66 Big Eight Tournament title. The Cornhuskers defeated Oklahoma, Missouri and Oklahoma State to earn the championship.


Nebraska's NCAA run ended at four seasons in 1994-95, but the Huskers kept their postseason streak alive with an NIT berth, advancing to the second round. The 1995-96 team struggled down the stretch, but was back in the NIT and capped its season with an impressive run to the tournament title. The Huskers won two games on the road and scored more than 80 points four times in five contests.

"The NIT run was incredible, when you look at the teams we beat and how we beat them," Nee

said. "I don't care what anybody says, it was domination."

In retrospect, the 1996 NIT championship team could also be regarded as one of the most talented in school history. Two future NBA players, Erick Strickland of the Dallas Mavericks and 1998 first-round draft choice Tyronn Lue, patrolled the backcourt. In addition, the Huskers boasted another 1,000-point scorer, Jaron Boone, and freshman Venson Hamilton, who is likely to add his name to that list and become NU's leading career rebounder in 1999.

Lue's contributions to the NIT title team as a freshman were only a preview of what was to come in the following two seasons. The lightning-quick 6-0 guard finished his career as the seventh-leading scorer in school history and ranks in the top 10 in 12 other career categories. His leadership carried the Huskers' 1996-97 team, the first NU team to play in the Big 12, to another NIT appearance, this time reaching the quarterfinals.




Clifford Scales was a four-year letterman for Nebraska and is one of 19, 1,000-point scorers in Husker history.

Behind a late-season run, which included NU's longest conference winning streak in 20 years, Nee's 12th team finished fourth in the Big 12 and was back in the "Big Dance." It was Nebraska's fifth NCAA bid in the 1990s and extended the school-record postseason run to eight years.

As the Huskers settle into the Big 12, Nee has the Nebraska program on solid ground and in position for some more "excellent work to be done."

Nebraska's 1,000-Point Club

1. Dave Hoppen, 1983-86--2,167 Points Center, Omaha, Neb. (Benson)




Three-time All-Big Eight center Dave Hoppen finished his career as Nebraska's all-time leading scorer with 2,167 points. Hoppen, whose four-year collegiate career was cut short by a knee injury in a game at Colorado, Feb. 1, 1986, broke or tied 19 Nebraska records and five Big Eight marks during his standout career. A native of Omaha, Neb., Hoppen was the first player in Husker basketball history to have his jersey (42) retired. Originally drafted by the National Basketball Association's Atlanta Hawks in the third-round of the 1986 draft, he played with both Charlotte and Philadelphia, in addition to a stint in the CBA.

Hoppen's Career Statistics

Season	G-GS	FG-FGA	Pct.	FT-FTA	Pct.	Reb.-Avg.	TP-Avg.
1982-83	32-32	163-311	.524	119-159	.784	161-5.0	445-13.9
1983-84	30-30	220-367	.599	158-208	.760	207-6.9	598-19.9
1984-85	30-30	270-418	.646	164-210	.781	258-8.6	704-23.5
1985-86	19-19	151-245	.616	118-147	.803	147-7.7	420-22.1
Totals	111-11	1804-1,341	.600	559-724	.772	773-7.0	2,167-19.5

2. Eric Piatkowski, 1991-94, 1,934 Points Forward, Rapid City, S.D. (Stevens)




One of only two players in school history to play on four-straight NCAA Tournament teams, Eric Piatkowski finished his career as the second-leading scorer in school history with 1,934 points. The Most Valuable Player in the 1994 Phillips 66 Big Eight Tournament, Piatkowski had a school and tournament-record 42-point outburst in Nebraska's first-round victory over Oklahoma. A two-time first-team All-Big Eight pick, Piatkowski averaged 21.5 points in his final season as a Husker, and became the first player in school history to score 1,900 points (1,934), grab 600 rebounds (669) and dish out 300 assists (322). A first-round draft pick of the NBA's Indianapolis Pacers, Piatkowski's draft rights were then traded to the Los Angeles Clippers.

Piatkowski's Career Statistics

Season	G-GS	FG-FGA	Pct.	3PtFG	Pct.	FT-FTA	Pct.	Reb.-Avg.	Pts.-Avg.
1990-91	34-1	128-275	.465	44-127	.346	72-86	.837	125-3.7	372-10.9
1991-92	29-28	144-338	.426	47-136	.346	79-109	.725	184-6.3	414-14.3
1992-93	30-30	178-367	.485	48-129	.372	98-129	.760	171-5.7	502-16.7
1993-94	30-30	226-456	.496	63-172	.366	131-165	.794	189-6.3	646-21.5
Totals	123-89	676-1,436	.471	202-564	.358	380-489	.777	669-5.4	1,934-15.7

3. Jerry Fort, 1973-76, 1,882 Points Guard, Chicago, Ill. (Franciscan)



The first Husker basketball player to earn All-Big Eight honors for three-straight seasons, Jerry Fort finished his career with 1,882 points—a record that stood for nine seasons, until Dave Hoppen broke it, Dec. 15, 1985. Fort was a third-round draft pick of the Boston Celtics following his senior season. He scored a then-school-record 40 points against Missouri as a junior. Fort was inducted into the Nebraska Basketball Hall of Fame in 1991.

Fort's Career Statistics

Season	G-GS	FG-FGA	Pct.	FT-FTA	Pct.	Reb.-Avg.	TP-Avg.
1972-73	26-18	151-349	.433	74-104	.712	106-4.0	376-14.5
1973-74	26-26	207-484	.428	54-88	.614	110-4.2	468-18.0
1974-75	26-26	218-508	.429	89-138	.645	91-3.5	525-20.2
1975-76	27-27	201-452	.445	111-156	.712	87-3.2	513-19.0
Totals	105-97	777-1,793	.433	328-486	.675	394-3.8	1,882-17.9

4. Andre Smith, 1978-81, 1,717 Points Center/Forward, Chicago, Ill. (Kennedy)




Andre Smith closed his brilliant four-year career in 1980-81 when he led the Big Eight Conference in scoring with a 19.5 average in league games only. Smith was named the league's player-of-the-year for his efforts—the last time a Husker cager earned the honor, and was a two-time all-conference selection. He scored 1,717 points and grabbed 753 rebounds during his career and was chosen in the seventh round of the 1981 NBA Draft by the Cleveland Cavaliers. He was inducted into the Nebraska Basketball Hall of Fame in 1994.

Smith's Career Statistics

Season	G-GS	FG-FGA	Pct.	FT-FTA	Pct.	Reb.-Avg.	TP-Avg.
1977-78	30-2	105-190	.533	68-111	.613	144-4.8	278-9.3
1978-79	27-27	146-256	.570	72-110	.655	186-6.9	364-13.5
1979-80	31-31	237-388	.610	126-189	.670	251-8.1	600-19.4
1980-81	26-26	185-314	.589	105-152	.691	172-6.6	475-18.3
Totals	114-86	673-1,148	.586	371-562	.660	753-6.6	1,717-15.1

5. Jaron Boone, 1993-96, 1,609 Points Guard, Salt Lake City, Utah (Skyline)




Boone played in a school-record tying 127 games and started 102, the second-highest total in school history. Boone became the 17th player in school history to reach 1,000 points, but just the fifth to do so before completing his junior season. Boone earned second-team All-Big Eight honors as a junior and helped Nebraska to the NIT Championship his senior year. Boone's 559 points in his junior season is the sixth-highest single-season output in school history. Boone scored 20-or-more points 18 times in his career and ranks among the school leaders in 3-point goals made (second, 181) and attempted (third, 501), assists (second, 446) and minutes (third, 3,624).

Boone's Career Statistics

Season	G-GS	FG-FGA	Pct.	3FG-Att.	Pct.	FT-FTA	Pct.	Reb.-Avg.	TP-Avg.
1992-93	31-8	76-185	.411	17-57	.298	46-56	.821	72-2.3	215-6.9
1993-94	30-28	138-290	.476	35-95	.368	55-78	.705	78-2.6	366-12.2
1994-95	32-32	199-455	.437	70-182	.385	91-134	.679	106-3.3	559-17.5
1995-96	34-34	162-397	.408	59-167	.353	86-123	.699	92-2.7	469-13.8
Totals	127-102	575-1,327	.433	184-501	.367	274-387	.708	348-2.7	1,609-12.7

6. Erick Strickland, 1993-96, 1,586 Points Guard, Bellevue, Neb. (West)




One of two 1,000 point scorers on the 1995-96 team, Erick Strickland finished his career with 1,586 points. Strickland was a second-team all-conference selection as a senior when he led the team in scoring (14.7) and was named the MVP of the NIT. Strickland played in a school-record tying 127 games and started 84. His 516 points in his senior season rank as the 11th-highest single season total in school history. A three-time member of the Big Eight All-Defensive Team, Strickland is the all-time NU steals leader with 257 thefts, a total which ranks seventh in Big Eight history. Strickland scored 20-or-more points 14 times in his career and ranks third in 3-point field goals made (179), second in 3-point field goal attempts (512) and third in assists (414). He is a member of the NBA's Dallas Mavericks.

Strickland's Career Statistics

Season	G-GS	FG-FGA	Pct.	3FG-Att.	Pct.	FT-FTA	Pct.	Reb.-Avg.	TP-Avg.
1992-93	31-6	84-185	.454	32-88	.364	43-59	.729	63-2.0	243-7.8
1993-94	30-13	102-241	.423	41-117	.350	77-95	.811	103-3.4	322-10.7
1994-95	31-31	175-394	.444	54-160	.338	101-139	.727	167-5.4	505-16.3
1995-96	35-34	174-399	.436	52-148	.351	116-141	.823	170-4.9	516-14.7
Totals	127-84	535-1,219	.439	179-512	.350	337-434	.776	503-4.0	1,586-12.5

7. Tyronn Lue, 1996-98, 1,577 Points
Guard, Mexico, Mo. (Raytown)




The newest member of the 1,000-point club, Lue eclipsed the mark early in his junior season. He finished his career with 1,577 points before turning pro a year early. Lue was a first-round draft pick of the Denver Nuggets and was traded on draft night to the Los Angeles Lakers. In addition to ranking seventh in scoring, Lue ranks in the top 10 in 12 other Husker career categories, including assists (3rd, 432), 3-pointers (4th, 145), games started (4th, 96) and steals, (5th, 154). Lue started 96 of 99 games in his Husker career and led NU to three straight postseason appearances, including an NCAA berth in 1998.

Lue's Career Statistics

Season	G-GS	FG-FGA	Pct.	3PL-FG	Pct.	FT-FTA	Pct.	Reb.-Avg.	Pts.-Avg.
1995-96	35-34	105-232	.453	20-61	.328	66-96	.688	106-3.0	296-8.5
1996-97	32-30	215-476	.452	47-137	.343	126-155	.813	93-2.9	603-18.8
1997-98	32-32	240-547	.439	78-209	.373	120-145	.828	137-4.3	678-21.2
Totals	99-96	560-1,255	.446	145-407	.356	312-396	.788	336-3.4	1,577-15.9

8. Rich King, 1988-91, 1,475 Points
Center, Omaha, Neb. (Burke)




The tallest player in Nebraska history at 7-2, Rich King finished his career with 1,475 points, and then-school records for blocked shots, 183, and games played, 124. King had a big hand in the Huskers' record-breaking 26-8, 1990-91 campaign, as he led the team in scoring (15.5 ppg) and rebounding (8.1 rpg) en route to honorable-mention All-America honors from both AP and UPI. King, who was a first-round draft pick by the Seattle SuperSonics in the 1991 NBA Draft, tied Jerry Fort's then-school single-game scoring record with a 40-point outburst against Northern Illinois, Feb. 18, 1991.

King's Career Statistics

Season	G-GS	FG-FGA	Pct.	3PL-FG	Pct.	FT-FTA	Pct.	Reb.-Avg.	Pts.-Avg.
1987-88	29-5	56-108	.519	0-0	---	24-34	.706	84-2.9	136-4.7
1988-89	33-22	136-235	.579	0-0	---	91-139	.655	195-5.9	363-11.0
1989-90	28-21	170-305	.557	0-0	---	110-158	.696	208-7.4	450-16.1
1990-91	34-27	202-352	.574	2-5	.400	120-179	.670	274-8.1	526-15.5
Totals	124-75	564-1000	.564	2-5	.400	345-510	.676	761-6.1	1,475-11.9

9. Carl McPipe, 1976-79, 1,300 Points
Center, Hammond, Ind. (Technical)




One-half of the "Hammond Hustlers" (Brian Banks was the other) 'Pipe,' and 'BB' provided Nebraska with a great four-year, one-two punch. McPipe, a three-year starter, finished his career with 1,300 points. As a junior, McPipe earned USBWA District V honors and was one of 12 starters designated as an All-American by the Citizens Savings Athletic Foundation. In his final year in a Husker uniform, Banks was a repeat pick on the USBWA team and a fifth-round draft selection of the Philadelphia 76ers.

McPipe's Career Statistics

Season	G-GS	FG-FGA	Pct.	FT-FTA	Pct.	Reb.-Avg.	TP-Avg.
1975-76	20-1	25-67	.373	16-22	.727	58-2.9	66-3.3
1976-77	29-29	183-376	.487	74-108	.685	241-8.3	440-15.2
1977-78	29-29	190-357	.532	65-97	.670	228-7.9	445-15.3
1978-79	26-26	148-326	.454	53-90	.589	196-7.5	349-13.4
Totals	104-85	546-1,126	.485	208-317	.656	723-7.0	1,300-12.5

10. Tom Baack, 1966-68, 1,299 Points
Forward, Fort Wayne, Ind. (Concordia)




Tom Baack, a 1995 Nebraska Hall of Fame inductee, finished his career with 1,299 points, a figure that stood as the school record until guard Jerry Fort came along 10 years later. He played on three-straight winning NU teams from 1965 through 1968, and helped the Huskers to an NIT appearance in 1966-67—NU's first-ever bid to the nation's oldest postseason tournament. Known for his satin-smooth jump shot, Baack served as an assistant at Nebraska for eight seasons, and his 17.3 per-game average for his career ranks third in school history. Baack was selected in the 10th round of the 1968 NBA Draft by the Detroit Pistons.

Baack's Career Statistics

Season	G-GS	FG-FGA	Pct.	FT-FTA	Pct.	Reb.-Avg.	TP-Avg.
1965-66	25	147-325	.452	92-108	.852	106-4.2	386-15.4
1966-67	25	188-401	.469	73-90	.811	152-6.1	449-18.0
1967-68	25	191-412	.466	82-99	.828	134-5.4	464-18.6
Totals	75	526-1,138	.462	247-297	.832	392-5.2	1,299-17.3

11. Stuart Lantz, 1966-68, 1,269 Points
Guard, Uniontown, Pa.



Stuart Lantz teamed with Tom Baack to give Nebraska a potent one-two offensive punch. Lantz finished his career with 1,269 points and 571 rebounds. A two-time All-Big Eight pick, Lantz went on to play eight years in the NBA with four teams (San Diego/Houston Rockets, Detroit Pistons, New Orleans Jazz, Los Angeles Lakers). A charter member of the Nebraska Basketball Hall of Fame, Lantz had his jersey retired in the fall of 1989.

Lantz's Career Statistics

Season	G	FG-FGA	Pct.	FT-FTA	Pct.	Reb.-Avg.	TP-Avg.
1965-66	25	125-290	.431	56-85	.659	199-8.0	306-12.2
1966-67	25	190-368	.516	101-129	.783	193-7.7	481-19.2
1967-68	25	173-349	.495	136-181	.757	179-7.2	482-19.2
Totals	75	488-1,007	.485	293-395	.742	571-7.6	1,269-16.9

12. Chuck Jura, 1970-72, 1,255 Points
Center, Schuyler, Neb.




One of the top all-around centers in Nebraska history, Chuck Jura's 1,255 points rank 12th on the school's all-time list, and trail Stuart Lantz's career total by 14 points. Jura earned All-Big Eight honors as a senior and was an academic All-Big Eight choice, too. One of only five players in school history to average more than 20 points in a season (21.2), Jura ranks fifth on the all-time rebounding chart (740) and his 305 rebounds in his final season still stand as the NU single-season record. Like Lantz, Jura was a charter member of the Nebraska Basketball Hall of Fame. A third-round NBA draft pick by the Chicago Bulls, Jura played professional basketball in Europe for several seasons.

Jura's Career Statistics

Season	G	FG-FGA	Pct.	FT-FTA	Pct.	Reb.-Avg.	TP-Avg.
1969-70	25	99-205	.483	51-86	.593	192-7.7	249-9.9
1970-71	26	181-306	.592	93-160	.594	243-9.3	455-17.5
1971-72	26	220-399	.551	111-181	.613	305-11.7	551-21.2
Totals	77	500-910	.549	255-427	.597	740-9.6	1,255-16.3

13. Jack Moore, 1979-82, 1,204 Points
Guard, Muncie, Ind. (Central)

Jack Moore will long be remembered by Husker faithful for his gummy play on the basketball court. He was honored with the 1982 Naismith Award, which is presented annually to the nation's top player under six-feet tall. During his four-year career, Moore scored 1,204 points, and shot .901 from



the free-throw line--among the all-time best career marks in NCAA Division I history. Moore's .901 free-throw percentage broke the Big Eight record for career marks- manship, which had been held by his coach, Moe Iba. A consensus All-Big Eight selection as a senior, Moore was the first Husker cager to earn first-team academic All-Big Eight honors for three-straight seasons and his 382 career assists stand fourth on NU's all-time chart.


Nebraska's MVP Award is named in honor of Moore, who was killed in a March, 1984 plane crash. Moore was inducted into the Nebraska Basketball Hall of Fame in 1993.

Moore's Career Statistics

Season	G-GS	FG-FGA	Pct.	FT-FTA	Pct.	Reb.-Avg.	TP-Avg.
1978-79	20-0	21-61	.344	21-25	.840	19-1.0	63-3.2
1979-80	31-30	137-291	.471	184-211	.872	53-1.7	458-14.8
1980-81	27-27	111-221	.502	118-128	.922	54-2.0	340-12.6
1981-82	27-27	110-257	.428	123-131	.939	58-2.1	343-12.7
Totals	105-84	379-830	.457	446-495	.901	184-1.8	1,204-11.5

14. Brian Carr, 1984-87, 1,182 Points

Guard, Muncie, Ind. (Burris)



Brian Carr is the only player in Nebraska history to score 1,000 points and collect more than 600 assists in a career. Carr, who finished his four-year career with 14 Nebraska school records, scored 1,182 points and collected 682 assists. The 682 assists rank as the third-best total in Big Eight history, behind only former Kansas stars Cedric Hunter and Jacque Vaughn. Carr is also the school career leader in minutes played. A second-team All-Big Eight selection as a senior (UPI), Carr was a two-time, first-team academic All-Big Eight performer.


All-Big Eight selection as a senior (UPI), Carr was a two-time, first-team academic All-Big Eight performer.

Carr's Career Statistics

Season	G-GS	FG-FGA	Pct.	3FG-Att.	Pct.	FT-FTA	Pct.	Reb.-Avg.	TP-Avg.
1983-84	30-0	59-114	.518	---	.000	19-32	.594	22-0.7	137-4.6
1984-85	30-30	118-210	.562	---	.000	48-58	.828	58-1.9	284-9.5
1985-86	30-30	139-293	.464	---	.000	79-93	.849	51-1.7	357-11.9
1986-87	33-33	131-325	.403	58-157	.369	84-104	.808	47-1.4	404-12.2
Totals	123-93	447-942	.475	58-157	.369	230-287	.801	178-1.4	1,182-9.6

15. Brian Banks, 1976-79, 1,150 Points

Guard, Hammond, Ind.




The other half of the "Hammond Hustlers," Brian Banks was a three-year starter at guard for the Huskers from 1976-77 through 1978-79. His best season was as a junior in 1977-78, when he averaged 14 points and helped NU to a 22-8 record and an NIT bid. For his efforts, Banks earned first-team All-Big Eight honors.

Banks' Career Statistics

Season	G-GS	FG-FGA	Pct.	FT-FTA	Pct.	Reb.-Avg.	TP-Avg.
1975-76	27-1	42-93	.452	38-49	.776	33-1.2	122-4.5
1976-77	29-29	160-330	.485	66-100	.660	73-2.5	386-13.3
1977-78	30-30	173-351	.493	73-103	.709	84-2.8	419-14.0
1978-79	24-23	96-212	.453	31-46	.674	66-2.8	223-9.3
Totals	110-83	471-986	.478	208-298	.698	256-2.3	1,150-10.5

16. Marvin Stewart, 1969-71, 1,138 Points

Guard, Chicago, Ill. (Dunbar)



Marvin Stewart finished his three-year career with 1,138 points, and is remembered by Husker fans as one of the finest fast-breaking guards in school history. In his senior season, Stewart averaged 21.4 points, the third-best season average in school history, and earned first-team All-Big Eight honors. Stewart owns the distinction of being the only 1,000-point club member to


top the mark in fewer than 70 games, as he appeared in 66. Stewart was a second-round draft selection of the NBA's Chicago Bulls in 1971. He was inducted into the Nebraska Basketball Hall of Fame in 1994.

Stewart's Career Statistics

Season	G	FG-FGA	Pct.	FT-FTA	Pct.	Reb.-Avg.	TP-Avg.
1968-69	26	137-321	.426	107-150	.713	66-2.5	381-14.6
1969-70	14	83-174	.477	35-56	.625	28-2.0	201-14.4
1970-71	26	215-426	.505	126-153	.824	54-2.1	556-21.4
Totals	66	435-921	.472	268-359	.747	148-2.2	1,138-17.2

T17. Clifford Scales, 1988-91, 1,136 Points

Guard, Maywood, Ill. (Westchester St. Joseph)




A steady player throughout his four-year Nebraska career, Clifford Scales tallied 1,136 points from 1988 through 1991. An honorable-mention All-Big Eight pick as a senior and a member of UPI's All-Big Eight Defensive team, Scales' 177 career steals ranked as the most ever by a Cornhusker cager when he completed his career. One of five double-figure scorers on the 1990-91 NU team at 10.2 points per game, Scales hit a school-record 45.6 percent from 3-point range as a senior. He co-captained the Huskers' record-setting 26-8, 1990-91 squad.

Scales' Career Statistics

Season	G-GS	FG-FGA	Pct.	3FG-Att.	Pct.	FT-FTA	Pct.	Reb.-Avg.	TP-Avg.
1987-88	31-5	71-139	.511	3-10	.300	25-35	.714	41-1.3	170-5.5
1988-89	32-27	122-253	.482	6-19	.316	52-77	.675	91-2.8	302-9.4
1989-90	26-26	112-219	.511	10-24	.417	84-100	.840	93-3.6	318-12.2
1990-91	34-34	136-291	.467	26-57	.456	48-60	.800	110-3.2	346-10.2
Totals	123-96	441-901	.489	45-110	.409	209-272	.768	335-2.7	1,136-9.2

T17. Carl Hayes, 1990-92, 1,136 Points

Forward, Chicago, Ill. (Westchester St. Joseph)




An exciting player in the open court, Carl Hayes finished his three-year Nebraska career with 1,136 points, which ranks tied for 17th on NU's all-time chart along with former high school and college teammate Clifford Scales. A two-time honorable-mention All-Big Eight performer, Hayes was a starter on NU teams that earned back-to-back NCAA Tournament bids in 1991 and 1992.

Hayes' Career Statistics

Season	G-GS	FG-FGA	Pct.	3FG-Att.	Pct.	FT-FTA	Pct.	Reb.-Avg.	TP-Avg.
1989-90	28-19	121-261	.464	5-16	.313	92-132	.697	138-4.9	339-12.1
1990-91	34-28	192-390	.492	1-12	.600	75-125	.600	179-5.3	460-13.5
1991-92	28-16	126-294	.429	31-84	.369	54-103	.524	155-5.5	337-12.0
Totals	90-63	439-945	.465	37-112	.330	221-360	.614	472-5.2	1,136-12.6

19. Herschell Turner, 1958-60, 1,056 Points

Guard, Indianapolis, Ind. (Shortbridge)



The first Husker cager to top the 1,000-point mark, Herschell Turner finished his career with 1,056 points. Turner teamed with Al Maxey to provide a strong offensive punch for Coach Jerry Bush's teams in the late 1950s. A first-team All-Big Eight selection as a senior, Turner was a strong rebounder and held NU's single-season rebounding record for 10 seasons (244), until Leroy Chalk grabbed 257 rebounds in 1969. Turner finished his career with 626 rebounds, which ranks 11th on NU's all-time chart, and was a sixth-round draft choice of the NBA's Syracuse Nationals. He was inducted into the Nebraska Basketball Hall of Fame in 1990.

Turner's Career Statistics

Season	G	FG-FGA	Pct.	FT-FTA	Pct.	Reb.-Avg.	TP-Avg.
1957-58	23	82-211	.389	82-136	.603	189-8.2	246-10.7
1958-59	25	146-361	.404	136-183	.743	244-9.8	428-17.1
1959-60	24	143-326	.439	96-155	.619	193-8.0	382-15.9
Totals	72	371-898	.413	314-474	.662	626-8.7	1,056-14.7



Nebraska 30-Point Club

Points	Player	Opponent	NU Result
42	Eric Piatkowski	***Oklahoma, March 11, 1994	W, 105-88
40	Jerry Fort	Missouri, Feb. 22, 1975	W, 80-77
	Rich King	Northern Illinois, Feb. 18, 1991	W, 82-73
38	Tom Russell	Kansas, Feb. 21, 1962	L, 73-70
36	W. W. Walsh	Crete, 1906-07	W, 82-8
	Tyronn Lue	Virginia, Dec. 27, 1997	W, 80-65
35	Herschell Turner	*Missouri, Dec. 30, 1959	W, 78-67
	Dave Hoppen	Southern Colorado, Nov. 29, 1984	W, 89-67
	Eric Piatkowski	Texas, Nov. 28, 1993	L, 78-75
34	W.E. Anderson	Kansas, March 2, 1900	W, 48-8
	Bill Johnson	Missouri, Jan. 18, 1954	W, 80-72
	Chuck Jura	at Oklahoma State, Jan. 26, 1972	W, 64-63
	Jerry Fort	at Kansas State, Jan. 17, 1976	W, 65-59
	Andre Smith	Eastern Washington, Dec. 3, 1979	W, 82-68
	Tyronn Lue	Western Illinois, Nov. 19, 1997	W, 86-57
33	Fred Hare	at Texas, Dec. 18, 1964	L, 77-73
	Tom Baack	**Marshall, March 13, 1967	L, 119-88
	Marvin Stewart	Nevada-Reno, Dec. 14, 1970	W, 116-71
	Chuck Jura	Kansas, Feb. 19, 1972	W, 99-78
	Jerry Fort	Missouri, Feb. 16, 1974	W, 88-87 (OT)
	Andre Smith	Alabama-Birmingham, Dec. 22, 1979	W, 92-84 (4OT)
	Andre Smith	Wisconsin-Oshkosh, Jan. 4, 1980	W, 96-72
	Dave Hoppen	***California-Irvine, Dec. 28, 1984	W, 73-67
	Dave Hoppen	at Oklahoma State, Jan. 19, 1985	L, 68-66
	Eric Piatkowski	Kansas, Feb. 23, 1994	W, 96-87
32	Marvin Stewart	Iowa State, Feb. 15, 1969	L, 75-74 (OT)
	Marvin Stewart	Iowa State, Jan. 16, 1971	W, 84-62
	Jerry Fort	Oklahoma, Feb. 12, 1975	L, 65-57 (OT)
	Dave Hoppen	at Colorado State, Jan. 12, 1985	W, 88-78 (2OT)
	Dave Hoppen	at Oklahoma, Feb. 6, 1985	L, 83-74
	Dave Hoppen	at Montana State, Dec. 14, 1985	W, 76-59
	Eric Piatkowski	Oklahoma State, March 2, 1994	W, 89-81
31	Herschell Turner	at Missouri, March 2, 1959	W, 81-79
	Harold Cebrun	Wyoming, Dec. 2, 1963	W, 79-72
	Jerry Fort	*Oklahoma State, Dec. 28, 1973	W, 69-62
	Eric Johnson	Creighton, Nov. 26, 1988	W, 86-77
	Rich King	Harvard, Dec. 1, 1989	W, 117-79
	Jaron Boone	at Colorado, Feb. 8, 1995	W, 100-86
	Tyronn Lue	at Colorado, Feb. 21, 1998	W, 79-71
30	Don Weber	*Kansas State, Dec. 28, 1953	W, 78-74
	Herschell Turner	*Oklahoma State, Dec. 27, 1958	W, 55-48
	Herschell Turner	Detroit, Jan. 31, 1959	W, 91-77
	Charlie Jones	at Texas Tech, Dec. 1, 1962	W, 68-66
	Marvin Stewart	at Missouri, Feb. 27, 1971	L, 77-65
	Lee Harris	Texas Christian, Dec. 11, 1972	W, 72-58
	Andre Smith	**Michigan, March 6, 1980	L, 76-69
	Dave Hoppen	South Dakota, Dec. 1, 1984	W, 101-69
	Eric Johnson	Michigan State, Nov. 30, 1989	L, 77-75
	Dapreis Owens	Eastern Washington, Dec. 21, 1991	W, 102-67
	Jaron Boone	!Oregon, Nov. 25, 1995	W, 114-106 (OT)
	Tyronn Lue	! Oregon, Nov. 25, 1995	W, 114-106 (OT)
	Tyronn Lue	at Oklahoma, Jan. 25, 1997	L, 84-77
	Tyronn Lue	at Iowa State, Feb. 22, 1997	W, 74-69 (OT)
	Tyronn Lue	Colorado, Jan. 11, 1998	W, 87-72

*Big Eight Holiday Tournament; **NIT; ***Cable Car Classic; ****Phillips 66 Big Eight Tournament ! Big Island Invitational

NU's 30-Point Performances By Player

1. Dave Hoppen (1992-86) 7	Chuck Jura (1970-72) 2	Dapreis Owens (1989-91) 1
Tyronn Lue (1996-98) 7	Rich King (1988-91) 2	Tom Russell (1961-62) 1
2. Jerry Fort (1973-76) 5	11. W.E. Anderson (1899-1900) 1	W.W. Walsh (1907-09) 1
3. Andre Smith (1978-81) 4	Tom Baack (1966-68) 1	Don Weber (1952-54) 1
Marvin Stewart (1969-71) 4	Harold Cebrun (1964) 1	Total 30-Point Scoring Games: 52
Herschell Turner (1958-60) 4	Fred Hare (1965-66) 1	Total 30-Point Scorers: 21
Eric Piatkowski (1991-94) 4	Lee Harris (1972) 1	NU is 40-12 in games when it has had a
8. Jaron Boone (1993-96) 2	Bill Johnson (1952-54) 1	player score 30 or more points.
Eric Johnson (1988-89) 2	Charlie Jones (1962-64) 1	

Nebraska Basketball Hall of Fame to Honor Five

The 11th class of the Nebraska Basketball Hall of Fame will be installed at halftime of the Huskers' Jan. 23, 1999 game against Colorado. A party for all Nebraska letterwinners will be held on Friday, Jan. 22, and an alumni game will be held before the NU-Colorado contest.

The three new members of the Hall of Fame represent two different eras of Husker basketball. **Don Smidt** and **Jim Kubacki** played for Nebraska from 1956-58 while the Huskers played in the Big Seven and **Brian Banks** played under Coach Joe Cipriano from 1976-79 while NU was in the Big Eight Conference.

Smidt was a three-year letterwinner for the Huskers from 1956-58 for Head Coach Jerry Bush. Smidt ranks 58th in scoring at Nebraska with 634 career points. Smidt averaged more than 10 points per game as a sophomore and junior. He was also a strong rebounder averaging 7.2 boards per game in his career and 8.0 as a junior in 1957.

Kubacki was a teammate of Smidt's from 1956-58. The 1958 team is best known for its stunning 43-41 upset of second-ranked Kansas and Wilt Chamberlain in Lincoln. In that game Kubacki hit the game-winning jumper with two seconds remaining, avenging a 102-46 KU win earlier in the season, still the worst defeat in Husker basketball history. Kubacki finished with 441 career points at Nebraska.

The second inductee to this year's class is Brian Banks, a standout guard for Coach Joe Cipriano from 1976-79. Banks is one of 19 members of the Nebraska 1,000-point club, finishing his career with 1,150 points, good for 15th place on the Husker career list. Banks and teammate Carl McPipe, both came to Nebraska from Hammond, Ind., and were dubbed the "Hammond Hustlers."

Banks' best season was as a junior in 1977-78 when he averaged 14.0 points per game and earned first-team All-Big Eight honors. In that season the Huskers won 22 games, tied for second most in school history, and qualified for the National Invitation Tournament.

Smidt, Kubacki and Banks brings the total number of Hall of Fame members to 48.

In addition to inducting three new members to the Nebraska Basketball Hall of Fame, the chapter's Special Merit Award will also be presented. This year's recipients of the award are former Nebraska manager **Lloyd Castner** of Omaha and former Husker broadcaster **Dick Perry**, of Lincoln.

Castner was a popular student manager for the Huskers in the 1950s. Perry was the radio voice of Husker basketball for KFOR from the mid '60s through the 1977-78 season. He also called Husker football for KFOR in that same period.

The Nebraska Basketball Hall of Fame was the brainchild of longtime Husker athletic supporter Jerry Solomon, who first approached the University about the project in the fall of 1988. Financial support for the Hall of Fame was also provided by Jack Bock, Dale Herman and Dale Jensen. The Hall is co-sponsored by the NU Athletic Department and the Rebounders Club.

Hall of Fame Members

1989 (11)--James Buchanan, 1950-51-52; Sam Carrier, 1911-12-13; Steve Hokuf, 1930-31-33; Chuck Jura, 1970-71-72; Stuart Lantz, 1966-67-68; Don Maclay, 1929-30-31; Robert Parsons, 1936-37-38; Claude Retherford, 1947-48-49; Mathias "Mutt" Volz, 1923-24-25; George Wahlquist, 1933-35-36; Coach Harry Good, 1947-54.

1990 (3)---Herschell Turner, 1958-59-60; Milton "Bus" Whitehead, 1948-49-50; Coach Joe Cipriano, 1964-80.

1991 (3)---Leroy Chalk, 1969-70-71; Jerry Fort, 1973-74-75-76; Coach Jerry Bush, 1955-63.

1992 (4)---Sid Held, 1940-41-42; Rex Ekwall, 1955-56-57; Marvin Stewart, 1969-70-71; Coach W.H. Browne, 1933-40.

1993 (4)---Bob Pierce, 1949-50-51; Bill Johnson, 1952-53-54-55; Grant Simmons, 1964-65-66; Jack Moore, 1979-80-81-82.

1994 (4)---Bob Cerv, 1947-48-49-50; Tom Russell, 1961-62; Nate Branch, 1965-66-67; Andre Smith, 1978-79-80-81.


1995 (4)--Carl Olson, 1928-29; Don Fitz, 1939-40-41; Al Maxey, 1959-60; Tom Baack, 1966-67-68.

1996 (7)--Walter Henrion, 1932-33; Gary Reimers 1956-58; Wilson Fitzpatrick, 1958; Bob Grattop, 1968-70; Bob Siegel, 1975-78; Dave Hoppen, 1983-86; Coach Moe Iba, 1981-86.

1997 (3)--Elmer Dohrmann, 1936-38; Fred Seger, 1952-54; Tom Scantlebury, 1968-70.

1998 (3)--Paul Amen, 1936-38; Willard Fagler, 1952-55; Willie Campbell, 1965-67.

1999 (3)--Don Smidt, 1956-68; Jim Kubacki, 1956-58; Brian Banks, 1976-79.



Brian Banks was a standout guard for Nebraska from 1975-79 and is one of two new inductees into the Nebraska Basketball Hall of Fame. He ranks 15th on the Husker career scoring list with 1,150 points. He also ranks among the Nebraska career leaders in assists (298), games played (110) and games started (83).

Special Merit Award

1989—Ed Childress and Bud Cuca, Lincoln; **1990**—Paul Schneider, Lincoln; **1991**—Bob Devaney, Lincoln; **1992**—Don Bryant, Lincoln; **1993**—Tony Sharpe, Lincoln; **1994**---George Sullivan, Lincoln; **1995**--Jerry Lott, Lincoln; **1996**---Al Papik, Lincoln; **1997**---Mel Worster and Woody Varner, Lincoln; **1998**--Ed Kaplan, Houston, Texas and Jerry Solomon, Lincoln; **1999**--Lloyd Castner, Omaha and Dick Perry, Lincoln.

Husker Basketball Honor Roll



All-Americans (8)

- 1913---Sam Carrier, Guard
- 1931---Don Maclay, Center
- 1933---Steve Hokuf, Guard
- 1936---George Wahlquist, Guard
- 1937---Robert Parsons, Guard
- 1952---James Buchanan, Guard
- 1978---Carl McPipe, Center
- 1986---Dave Hoppen, Center

Academic All-Americans (4)

- 1981---Jack Moore, second-team, Guard
- 1984---John Matzke, second-team, Forward
- 1989---Beau Reid, third-team, Forward
- 1991---Beau Reid, third-team, Forward

Academic All-Conference (29)

- 1966---Grant Simmons, Guard
- 1972---Chuck Jura, Center
- 1974---Tom Novak, Guard
- 1975---Larry Cox, Forward/Center
- 1976---Larry Cox, Forward/Center
- 1978---Curt Hedberg, Forward
- 1979---Curt Hedberg, Forward
- 1980---Jack Moore, Guard
- 1981---Jack Moore, Guard
- 1982---Jack Moore, Guard
- 1984---John Matzke, Forward
- 1985---John Matzke, Forward
Dave Hoppen, Center
- 1986---John Matzke, Forward
Brian Carr, Guard
- 1987---Brian Carr, Guard
Bill Jackman, Forward
- 1988---Henry T. Buchanan, Guard
- 1989---Beau Reid, Forward
- 1990---Rich King, Center
- 1991---Beau Reid, Forward
- 1992---Bruce Chubick, Forward
- 1993---Bruce Chubick, Forward
- 1994---Bruce Chubick, Forward
- 1995---Jason Glock, Guard
- 1996---Leif Nelson, Center
Erick Strickland, Guard
- 1997---Andy Markowski, Forward
- 1998---Andy Markowski, Forward

No team selected from 1967 through 1971.

All-Conference Huskers (41)

(First-Team Only)

- Missouri Valley (10)
- 1909---W.W. Walsh, Forward
- 1910---H.O. Perry, Forward
- 1911---J.P. Gibson, Forward
O.A. Frank, Guard
- 1913---Ross Haskell, Forward
Sam Carrier, Guard
- 1919---Carl Jackson, Forward
- 1925---Orr Goodson, Center
Mathias "Mutt" Volz, Guard
- 1927---Clark Smaha, Forward

Big Six (8)

- 1930---Don Maclay, Center
- 1931---Steve Hokuf, Guard
- 1933---Steve Hokuf, Guard
- 1936---George Wahlquist, Forward
- 1937---Robert Parsons, Guard
- 1938---Robert Parsons, Guard
- 1941---Sid Held, Guard
Don Fitz, Guard

Big Seven (4)

- 1949---Claude Retherford, Guard
Milton "Bus" Whitehead, Forward
- 1950---Milton "Bus" Whitehead, Forward
- 1952---James Buchanan, Guard

Big Eight (18)

- 1960---Herschell Turner, Guard
- 1966---Grant Simmons, Guard
- 1967---Stuart Lantz, Guard
- 1968---Stuart Lantz, Guard
- 1971---Marvin Stewart, Guard
- 1972---Chuck Jura, Center
- 1974---Jerry Fort, Guard
- 1975---Jerry Fort, Guard
- 1976---Jerry Fort, Guard
- 1978---Brian Banks, Guard
- 1980---Andre Smith, Center
- 1981---Andre Smith, Center
- 1982---Jack Moore, Guard
- 1984---Dave Hoppen, Center
- 1985---Dave Hoppen, Center
- 1986---Dave Hoppen, Center
- 1993---Eric Piatkowski, Guard
- 1994---Eric Piatkowski, Guard

Big 12 (1)

- 1998---Tyronn Lue, Guard

Big Eight Coach-of-the-Year (6)

- 1966---Joe Cipriano (AP)
- 1978---Joe Cipriano (UPI)
- 1980---Moe Iba (AP/UPI)
Joe Cipriano (UPI)
- 1981---Moe Iba (UPI)
- 1991---Danny Nee (AP/UPI)

Big Eight Player-of-the-Year

- 1981---Andre Smith (AP/UPI)

Big Eight Freshman-of-the-Year

- 1993---Erick Strickland (AP/Big 8 Coaches)

World University Games (2)

- 1985---Dave Hoppen, Center (Silver)
- 1993---Eric Piatkowski, Guard (Gold)

World Championship (1)

- 1954---Bill Johnson, Forward (Gold)

USA 22 & Under World Championship Team (1)

- 1997---Tyronn Lue, Guard (Fifth)

U.S. Olympic Festival (3)

- 1983---Dave Hoppen, Center (Bronze)
Moe Iba, Coach, North (Bronze)
 - 1991---Eric Piatkowski, Guard (Gold)
- Note:** Piatkowski was named to 1991 U.S. Olympic Festival All-Tournament Team.

NABC All-Star Game (3)

- 1972---Chuck Jura, Center
- 1991---Rich King, Center
- 1994---Eric Piatkowski, Guard

Postgraduate Scholars (4)

NCAA (4)

- 1972---Al Nissen
- 1986---John Matzke
- 1987---Bill Jackman
- 1991---Beau Reid

Big Eight (1)

- 1976---Kent Reckeway

Huskers in The NBA Draft

The first NBA draft of collegiate players was held following the 1947-48 season, however, the league did not begin to keep records of team-by-team draft lists until 1952. Here is a list of Cornhusker players drafted by the NBA since 1949, with the round, if known, in ().

- 1949--Claude Retherford, St. Louis Bombers
- 1950--Bus Whitehead, Chicago Stag
- 1951--Bob Pierce, Indianapolis Olympians
- 1952--Jim Buchanan, Celtics
- 1954--Bill Johnson, Celtics
- 1960--Herschell Turner, Nationals (6th)
- 1966--Grant Simmons, Bullets
- 1967--Willie Campbell, SuperSonics (15th)
- 1968--Stuart Lantz, Rockets (3rd)
Tom Baack, Detroit Pistons (10th)
- 1970--Jim Brooks, Rockets (12th)
- 1971--Marvin Stewart, 76ers (2nd)
Leroy Chalk, Celtics (13th)
- 1972--Chuck Jura, Bulls (3rd)
- 1974--Brendy Lee, Hawks (10th)
- 1976--Jerry Fort, Celtics (3rd)
- 1979--Carl McPipe, 76ers (5th)
- 1981--Andre Smith, Cavaliers (7th)
- 1982--Jack Moore, K.C. Kings (9th)
- 1986--Dave Hoppen, Hawks (3rd)
- 1991--Rich King, SuperSonics (1st/14th pick)
- 1994--Eric Piatkowski, Pacers (1st/15th pick)
- 1998--Tyronn Lue, Nuggets (1st/23rd pick)

Note: Nate Branch was drafted by the American Basketball Association's Oakland franchise in 1967; Stuart Lantz was drafted by Oakland in 1968; Marvin Stewart was drafted by the New York Nets in 1971; and Chuck Jura was selected by the Utah Stars in 1972.

Nebraska Career Coaching Records

Coach	Season(s)	Years	Games	Won	Lost	Pct.	Conf. Titles
T.P. Hewitt	1900	1	5	5	0	1.000	0
Sam Waugh	1916	1	14	13	1	.929	1
Paul Schlisser	1920-21	2	42	37	5	.881	0
E.O. Stiehm	1912-15	4	70	56	14	.800	3
Frank Lehmer	1897-99	3	10	7	3	.700	0
W.E. Kline	1924-25	2	35	23	12	.657	0
Fred Morrell	1902	1	8	5	3	.625	0
Moe Iba	1981-86	6	177	106	71	.599	0
Danny Nee	1987-98	12	381	223	158	.585	0 (1 B8T)
Walter Hiltner	1903	1	12	7	5	.583	0
R.G. Clapp	1904-09	6	102	59	43	.578	0
Joe Cipriano	1964-80	17	450	253	197	.562	0 (1 B8HT)
Dr. E.J. Stewart	1917-19	3	52	29	23	.558	0
O.F. Field	1911	1	18	9	9	.500	0
E. Berry	1901	1	6	3	3	.500	0
Charles T. Black	1927-32	6	108	51	57	.472	0
Harry C. Good	1947-54	8	185	86	99	.465	2
Ernest Bearg	1926	1	18	8	10	.444	0
William Browne	1933-40	8	151	64	87	.424	1
Owen A. Frank	1922-23	2	35	14	21	.400	0
Jerry Bush	1955-63	9	213	81	132	.380	0
T.J. Hewiat	1910	1	16	6	10	.375	0
L.F. Klein	1946	1	20	7	13	.350	0
A.J. Lewandowski	1941-45	5	87	24	63	.276	0
Totals	1897-1998	102	2,215	1,178	1,039	.532	7 (1B8T)



Danny Nee



Moe Iba



Joe Cipriano



Jerry Bush



Harry Good



L.F. Klein



A.J. Lewandowski



William Browne



Charles T. Black



Ernest Bearg



W.E. Kline



Owen A. Frank



Paul Schlisser



Dr. E.J. Stewart



Sam Waugh



E.O. Stiehm



O.F. Field



T.J. Hewiat



R.G. Clapp



Fred Morrell



E. Berry



T.P. Hewitt



Frank Lehmer

Nebraska Basketball From A to Z ...



A

Academic All-Conference-NU has had 29 first-team picks. The Huskers trailed only Kansas in all-time first-team Academic All-Big Eight selections.

Academic All-Americans-The Huskers have produced four.

All-Americans-Nebraska has had eight.

Ameritas-Title sponsor for the Huskers' 12th Annual four-team tournament, Dec. 4-5, that features Southwest Texas State, Colgate and Davidson.

Armory-Home of Husker basketball until the NU Coliseum opened its doors in the mid-1920s.

Attendance-Nebraska has averaged more than 10,000 fans in 17 of its 22 seasons in the Devaney Sports Center.

B

Baack, Tom-Ranks 10th on school's all-time scoring list with 1,299 points and later served as an assistant coach under Moe Iba.

Big 12-One of the nation's toughest basketball conferences comprised of Nebraska, Kansas, Kansas State, Iowa State, Oklahoma, Oklahoma State, Missouri, Colorado, Baylor, Texas, Texas A&M and Texas Tech. Formed in 1994, Nebraska is in its third season of Big 12 play.

Big Eight--Nebraska's conference from 1960 until 1996.

Boone, Jaron-Husker swingman from 1993-96 who ranks in the top five in nine career stat categories. Boone is fifth in scoring (1,609), second in assists (446), tied for first in games played (127) and second in career starts (102).

Branch, Nate-Went on to fame with the Harlem Globetrotters.

Browne, William-Guided Huskers to 1937 Big Six title.

Bush, Jerry-Known as the "Big Bear of the Coliseum," this popular Husker coach guided NU from 1955-63, and directed two of the greatest upsets ever--a 43-41 victory over top-ranked Kansas and Wilt Chamberlain and a 55-48 victory over No. 4 Kansas State and Olympian Bob Boozer during the 1957-58 campaign.

C

Carr, Brian-Nebraska's all-time assist leader, with 682 from 1984-87.

Carrier, Sam-First Husker cager to earn All-America honors (1913).

Chalk, Leroy-NU's all-time leading rebounder with 782 caroms.

Cipriano, Joe-Winningest coach in school history with all-time mark of 253-197 from 1964 through 1980.

Coliseum-Home of Nebraska basketball from 1926-27 season through 1975-76 campaign.

D

Day, Bernard-Ranks as highest scoring junior college transfer in school history with 802 points from 1985-87.

Devaney, Bob--Longtime Nebraska football coach and athletic director who passed away in May of 1997. Nebraska's homecourt, the Bob Devaney Sports Center, which opened its doors for the 1976-77 season, bears his name.

Doane-Nebraska's first intercollegiate opponent in 1898-99 season.

E

Ekwall, Rex-Standout for NU in mid-1950s whose 10.4 career rebound average still ranks as school record.


ESPN-The national cable network which features a Big 12 game on its weekly "Big Monday" package.

F

First Round Draft Choices-Nebraska has had three in the 1990s, Rich King (1991), Eric Piatkowski (1994) and Tyronn Lue (1998).

Fort, Jerry-First three-time first-team All-Big Eight selection in school history who finished his career with 1,882 points.

Fox-Nickname of NU's longtime Sports Information Director, Don Bryant.



Leroy Chalk ranks as Nebraska's leading rebounder with 782 career boards. Senior Venson Hamilton is just 38 rebounds from breaking Chalk's record.

G

Good, Harry-Served as NU head coach from 1947 through 1954 and guided Huskers to shares of 1949 and 1950 Big Seven titles. He was enshrined into the Citizens Savings College Basketball Hall of Fame in 1975.

H

Hammond Hustlers-Nickname given to Hammond, Ind., natives Brian Banks and Carl McPipe, who finished their careers with 1,150 and 1,300 points, respectively.

Hare, Fred-His follow-up basket at the buzzer with no time left gave Nebraska a 74-73 upset of No. 1 Michigan and Cazzie Russell in Lincoln during the 1964-65 season.

Hokuf, Steve-Standout all-around athlete who earned first-team all-conference honors in football, won the Big Six javelin title and earned All-America and all-conference honors in basketball.

Hoppen, Dave-NU's all-time leading scorer with 2,167 points who was the second three-time first-team All-Big Eight pick in school history and the first player in school history to have his jersey number (42) retired.

I

Iba, Moe-The son of the late legendary coach Henry P. Iba, Moe posted 106 wins on Husker bench from 1981-86 and guided the school to its first "official" NCAA Tournament berth in 1986.

International-The NCAA allows schools to take a foreign trip once every four years, and under Coach Danny Nee, the Huskers have made treks to Australia (1988) and Europe (1992).

J

Johnson, Bill-Grabbed school single-game record 26 rebounds against Iowa State, Jan. 4, 1954.

Jura, Chuck-Earned first-team All-Big Eight honors on the court and in the classroom as a senior in 1972.

K

Kansas-The Jayhawks and Cornhuskers first met on the court on March 2, 1900, a game that was the first matching present-day Big 12 opponents.

King, Rich-Became first first-round NBA draft pick in school history when the Seattle SuperSonics selected him with the 14th selection of the 1991 draft.

Kubacki, Jim-Hit game-winning jumper to beat No. 1 Kansas and Wilt Chamberlain, 43-41, during 1957-58 season.

L

Lantz, Stuart-Two-time first-team All-Big Eight pick (1967-68) who went on to eight-year NBA career and had his jersey number (24) retired in 1989.

Lehmer, Frank-First basketball coach in school history (1897-99), finished career with 7-3 record.

Lue, Tyronn-All-Big 12 pick who ranks seventh in career scoring at Nebraska and was a first-round NBA draft pick.

M

Maclay, Don-Earned All-America honors in 1931.

Moore, Jack-One of the most popular Cornhuskers ever, he earned the 1982 Naismith Award as the nation's top player under 6-feet. Nebraska's most valuable player award is named in honor of Moore, who was killed in a 1984 plane crash.

Matzke, John and Stan-Stan lettered from 1952 through 1955, while his son John was a second-team Academic All-America pick in 1984.

N

National Basketball Association-Twenty-three Huskers have been drafted by NBA teams over the years. Three Huskers, Eric Piatkowski, Erick Strickland and Tyronn Lue are active in the league.

National Invitation Tournament-NU has made a Big 12-leading 11 appearances in the nation's oldest postseason tournament. NU captured the 1996 tournament title, defeating St. Joseph's in Madison Square Garden.

NCAA Tournament-The Huskers have earned six bids to the "Big Dance," including five bids in the 1990s.

O

Overtime-The Huskers are 47-32 all-time in overtime games, including 14-8 under Coach Danny Nee.

P

Parsons, Robert-Two-time first-team All-Big Six performer who earned All-America honors in 1937.

Phillips 66-Title sponsor for Big 12 Tournament at Kansas City.

Polish Rifle--Nickname of two-time All-Big Eight pick and 1994 Big Eight Tournament MVP Eric Piatkowski, Nebraska's second all-time leading scorer. He is a member of the NBA's Los Angeles Clippers.

Postseason-Nebraska has made 17 postseason appearances, including a school-record eight consecutive.

Q

Quadruple-Nebraska and UAB played four overtimes on Dec. 22, 1979, (NU 92-84), in the school's longest game ever.

R

Rankings-Nebraska posted its highest year-end national rankings ever in 1990-91, No. 9 in UPI and No. 11 in AP.

Rebounder's Club-Booster organization for NU basketball.

Retherford, Claude-Leading scorer on NU's 1949 Big Seven championship team and a two-time first-team all-conference selection.

S

Sauer, George—The only Husker football All-American to earn a basketball letter, he was an All-America fullback in 1933 and lettered on the hardwood in 1932 and 1933.

Simmons, Grant-First-team All-Big Eight pick in 1966 and school's first first-team academic All-Big Eight selection.

Smith, Andre-1981 Big Eight Player of the Year, the only Husker ever to win the award.

Stewart, Marvin-The only player in school history to reach the 1,000-point plateau in fewer than 70 career games.

Stiehm, E.O.-First full-time basketball coach in school's history (1912-15) and the only man in conference history to win league titles in football (1912, 1913, 1914) and basketball (1912, 1913, 1914) in the same year.

Strickland, Erick--A three-year starter for Nebraska who is the Huskers' all-time steals leader and is sixth in scoring. Strickland is a member of the NBA's Dallas Mavericks.

T

Three-Pointers-Nebraska hit a school-record 194 3-pointers during the 1993-94 campaign. Brian Carr hit the first three in school history in a game at Cal-Irvine during the 1986-87 season.

Titles-Nebraska has won or shared seven league titles, none though since the 1949-50 campaign, although NU did capture the 1994 Phillips 66 Big Eight Tournament title.

Turner, Herschell-First player in NU history to score 1,000 career points.

U

Upset-NU has knocked off three No. 1 teams, handing Kansas a 43-41 loss in 1958, Michigan a 74-73 loss in 1964-65 and Missouri a 67-51 loss at Columbia during the 1981-82 campaign. Nebraska nearly added a fourth top-ranked victim in 1996-97, taking Kansas to overtime in Lawrence, before losing 82-77.

V

van Poelgeest, Richard-Born in The Netherlands, van Poelgeest was a four-year letterwinner for Coach Danny Nee's team from 1987 through 1990.

Volz, "Mutt"-First-team All-Missouri Valley Conference guard in 1925.

W

Wahlquist, George-All-America guard on NU's 1936 Big Six championship team.

Walsh, W.W.-Was first first-team all-conference performer in school history (1909).

Whitehead, Bus-Two-time first-team All-Big Seven pick and the catalyst of the Huskers' 1949 and 1950 league title teams. Recently named as the captain of NU's all-time basketball team.

X

Xavier-Ended Nebraska's most-successful basketball season ever by handing the No. 3 seed Huskers an 89-84 loss in the first round of the 1991 NCAA Tournament at Minneapolis, Minn.

Y

YMCA-Nebraska's first basketball game was played against a team from the Lincoln YMCA, Feb. 1, 1897.

Z

Zero-Number of losing seasons in the Devaney Center.

Nebraska Basketball Lettermen, 1897-1998



Note: Lettermen lists are not available for 1894, 1895, 1897, 1904 and 1906. The year listed is for the year in which the season ended. For example 1918 represents the 1917-18 season.

A

Adkins, R.F., 1918
 Akromis, Bernard, 1951
 Amberson, A.B., 1910
 Amen, Paul, 1936-37-38
 Anderson, Chuck, 1980
 Anderson, Kenneth, 1947-49
 Anderson, R.D., 1899
 Anderson, R.R., 1900
 Anderson, W.E., 1899-1900
 Andresen, Roy H., 1925-26-27
 Antulov, Bob, 1964
 Artman, Allan, 1942-43-44
 Arwood, Jim, 1956-57-58

B

Baack, Tom, 1966-67-68
 Babson, (no first name) 1901
 Badgett, Terrance, 1993-94-95-96
 Bailey, Russell, 1919-20-21
 Bailous, Anthony, 1986-87
 Baker, Howard, 1935-36-37
 Banks, Brian, 1976-77-78-79
 Bargen, Jed, 1988-89
 Barger, Gerald, 1932
 Barry, Donald, 1946
 Barth, Phil, 1960
 Beerke, Wilmer J., 1924-25-26
 Beers, F.R., 1905
 Bekins, Melvin, 1920-21
 Belcher, Cookie, 1997-98
 Belka, Robert, 1933
 Bell, Dwight, 1907-08-09
 Bell, Paul, 1905-07-08
 Benedict, M., 1903
 Berwald, Lance, 1980-81
 Best, Tom, 1993-94
 Black, Leo, 1924-25
 Bloss, Dale, 1945
 Boich, Arnold, 1955
 Boone, Jaron, 1993-94-95-96
 Bornschlegl, Larry, 1963
 Boswell, Hubert, 1932-33
 Bottorf, John, 1942-43
 Bowers, Bill, 1960-61-62
 Branch, Nate, 1965-66-67
 Brooks, Jim, 1969
 Brooks, Melvin, 1994-95
 Brothers, Ralph, 1896
 Brown, Burton, 1943
 Brown, Darren, 1986
 Brown, John, 1926-27-28
 Brown, Joseph, 1946-47-48-50
 Bryan, Tom, 1969-71
 Buchanan, Demetrius, 1985
 Buchanan, Henry T., 1987-88
 Buchanan, James, 1950-51-52
 Buel, Duane, 1954-55-56
 Burbach, Chad, 1997-98
 Burke, A.G., 1896
 Burrus, R.M., 1905-07-08
 Buuck, A. Allen, 1960-61

C

Cahill, John, 1959
 Caldwell, James, 1977
 Campbell, H.W., 1916-17
 Campbell, Willie, 1965-66-67
 Carman, Frank, 1921-22
 Carr, Brian, 1984-85-86-87
 Carrier, S.C., 1911-12-13
 Cassidy, Fred, 1943
 Cauble, Ken, 1968-69-70
 Cebrun, Harold, 1964
 Cech, Henry, 1948-49-50
 Cerv, Bob, 1947-48-49-50
 Chalk, Leroy, 1969-70-71
 Chambers, Phil, 1975
 Chandler, Derrick 1992-93
 Christline, Cal, 1971-72-73
 Chubick, Bruce, 1991-92-93-94
 Cloudy, Stan, 1983-84
 Coard, Eric, 1975-76-77
 Coker, Fred, 1974
 Collins, J.C., 1917
 Collins, Ray, 1979-80-81-82
 Conklin, Leonard, 1931
 Cook, Theresa, 1946
 Copple, Leland, 1932-33-34
 Cortelyou, S.V., 1899-1900-01-02
 Coufal, Norman, 1955-56
 Cox, Larry, 1974-75-76
 Cox, Rodney, 1947-48-49
 Cozier, Kenneth J., 1923-24
 Cresswell, Chris, 1990-91-92
 Cunningham, Bill, 1979
 Curran, Sammy, 1980

D

Damm, Jim, 1966-67-68
 Davey, G. Seldon, 1930-31
 Davison, Charles Minot, 1931-32
 Day, Bernard, 1986-87
 Despot, Srebrenko, 1978
 Dewitz, Rufus, 1924
 Dock, Titus, 1984
 Doebele, Dudley, 1956-57
 Dohrmann, Elmer, 1936-37-38
 Dolezal, Eric, 1989
 Downing, Greg, 1980-81-82-83
 Dworak, Thomas, 1944

E

Ebaugh, Floyd, 1936-37-38
 Eckelman, Eric, 1979
 Ekstrom, Fred, 1924-25-26
 Ekwall, Rex, 1955-56-57
 Eldridge, Bruce, 1918
 Elliott, N.J., 1903
 Elliott, Robert, 1937-38-39
 Elliott, Thomas, 1926-27-28
 Elson, Kenneth, 1942-43
 Empkey, Frank, 1966-67
 Enright, Mark, 1974
 Erwin, Steve, 1973-74-75
 Extrom, LeGrand, 1952

F

Fagler, Willard, 1952-53-54-55
 Farmer, Tony 1991
 Ferguson, J.M., 1903
 Fisher, Morris, 1929-30-31
 Fitz, Don, 1939-40-41
 Fitzgibbon, John, 1941-42-43
 Fitzpatrick, Wilson, 1958
 Florence, Larry, 1997-98
 Flothow, Paul, 1917
 Flynn, W.H., 1917
 Fort, Jerry, 1973-74-75-76
 Frank, O.A., 1911-12
 Fredstrom, Paul, 1952-53

G

Galter, Morris, 1944
 Gardner, Charles, 1916
 Gardner, J., 1916
 Garner, Bernard, 1996-97
 Gates, Bob, 1950
 Gerelick, Philip, 1926-27
 Gerhart, H., 1918
 Gibson, J.P., 1911-12
 Gillilan, Charles, 1919
 Gilreath, Ivan, 1981
 Glock, Jason, 1992-94-95-96
 Goetze, Hartmann, 1940-41-42
 Goehde, George, 1928
 Good, Joseph, 1951-52-53
 Goodson, Orr, 1924-25
 Grace, Harvey, 1928-29-30
 Gratopp, Bob, 1968-69-70
 Graves, Allen, 1958
 Gregory, Amos, 1993
 Gregory, Tom, 1971-72
 Gribble, George, 1942
 Grimm, Lloyd, 1937-38-39
 Grupe, Ivan, 1961-62-63
 Gutleben, J.S., 1896

H

Hagensick, E.H., 1905
 Hagensick, Ed, 1902
 Hahn, Robert, 1945
 Hale, Leland, 1935-36-37
 Hamilton, Venson, 1996-97-98
 Hanzlik, M., 1912-14
 Hare, Fred, 1965-66
 Hare, Jerry, 1954
 Harriman, Brant, 1998
 Harris, Lee, 1972
 Harris, Rickey, 1974-75-76-77
 Harry, Robert, 1958-59-60
 Hartley, Harold, 1921
 Haskell, Ross, 1912-13-14
 Hassler, Francis, 1943
 Hawkins, Earl, 1913-14-15
 Hay, John, 1940-41
 Hayes, Carl 1990-91-92
 Hecox, Fred, 1945-46
 Hedberg, Curt, 1975-77-78-79
 Heinzelman, Robert, 1942-43
 Held, Sidney, 1940-41-42
 Henrion, Walter, 1932-33
 Hester, Wayne, 1958-59-60
 Hewitt, I.P., 1902-03

Hiltner, A.H., 1910-11-12
 Hiltner, W., 1903
 Hinckley, Ryan, 1997
 Hoar, J.W., 1903-05-07
 Hoemann, Vic, 1945
 Hoffman, J.F., 1991-92
 Hokuf, Stephen, 1930-31-33
 Holder, Allen, 1976-77
 Hollins, Kenneth, 1944-45
 Holm, Elmer, 1927-28-29
 Hoppen, Dave, 1983-84-85-86
 Howard, Terry, 1957
 Howard, Warren, 1914
 Hubka, Ernest, 1918
 Huge, Jim, 1961-63
 Hugg, Ed, 1914-15-16
 Hughes, Brett, 1982-83
 Hughes, Michael, 1992
 Hussey, John W., 1920
 Hutchinson, W.C., 1910-11
 Hyde, Leslie E., 1913

I

Ideus, Chad, 1996
 Ingersoll, A.E., 1909-10

J

Jackman, Bill, 1985-86-87
 Jackson, Carl, 1918-19
 Jackson, Don, 1973
 Jackson, Jack, 1939
 Jackson, Stanley, 1977
 Jackson, W.C., 1917
 Jensen, Clifford, 1930
 Jhonnette, Michael, 1997-98
 Johnson, Bill, 1987-88
 Johnson, Chad, 1998
 Johnson, Eric, 1988-89
 Johnson, Handy, 1982-83
 Johnson, Jamar, 1992-93-94
 Johnson, Lenard, 1982-83
 Johnson, William, 1952-53-54
 Jones, Charles, 1962-63-64
 Jones, W.A., 1910
 Jungmeier, Walter, 1920
 Jungmeier, Wesley, 1920
 Jura, Chuck, 1970-71-72

K

Kacer, Oldyn, 1919
 King, Lyle, 1940-41-42
 King, Rich, 1988-89-90-91
 Kipper, Paul, 1951
 Kirlin, Albert, 1947
 Klepser, Merritt J., 1923-25-27
 Knutzen, Owen, 1943
 Koca, Todd, 1988-89
 Koehler, J.P., 1901-02
 Koenig, Robert, 1945
 Kohl, Adam, 1922
 Korte, Robert, 1946
 Kortus, Joel, 1963-64-65
 Koster, George, 1931-32
 Kovanda, William, 1937-38-39
 Kowalke, James, 1959-60-61
 Krake, L.S., 1905-07
 Krall, Robert, 1928-29

Kubacki, Jim, 1956-57-58
Kuhlman, Elza, 1944

L

Lantz, Stuart, 1966-67-68
Lawry, Anton, 1947-48-49-50
Lawson, Wm. Vinton, 1926
Leacox, Robert, 1935-36
Lebsack, Gayle, 1946-47
Lee, Brendy, 1972-73-74
Leitner, Roger, 1967-68
Lenser, Kurt, 1932
LeRossignol, Curt, 1971-72
Letts, Madison, 1932
Lewandowski, A.J., 1928-29-30
Lively, Kelly, 1989-90-91
Livingston, Dale, 1946
Livingston, Leslie, 1940-41-42
Loder, Dwight, 1934
Logan, Chris, 1985-86
Lue, Tyronn, 1996-97-98
Lundholm, William, 1959
Lunney, Kenneth, 1932-33-34

M

MacFarlane, Dave, 1980
Maclay, Donald, 1929-30-31
Malecek, Joseph, 1949-50
Mann, Kyle, 1998
Manning, Pete, 1988-89
Markowski, Andy, 1996-97-98
Marquiss, Warren, 1943
Marsh, Ricky, 1973-74
Marshall, Harvey, 1985-86
Martin, Sam, 1968-69-70
Martin, Val, 1976
Martz, Mike, 1984-85-86-87
Mason, Paul, 1932-33-34
Matson, C.E., 1896
Matzke, John, 1982-84-85-86
Matzke, Stan, 1952-53-54-55
Mauch, Arthur, 1931-32
Maxey, Al, 1959-60
McDonald, Paul, 1977
McPipe, Carl, 1976-77-78-79
McVicker, Mark, 1977-78-79-80
Mercier, Bob, 1951
Mielenz, Frank, 1926
Mitchell, Alvin, 1997
Moller, Cliff, 1969
Moody, Keith 1990-91
Moore, Bob, 1978-79
Moore, Curtis, 1984-85
Moore, Jack, 1979-80-81-82
Moore, James, 1984
Moore, M.S., 1899
Moore, Mikki, 1994-95-96-97
Morrell, (no first name), 1912
Morrison, C.C., 1899
Morrison, C.E., 1896
Moser, W.A., 1905-07
Mosser, Cornelius, 1948
Mulvaney, Charles, 1946
Munger, Glen, 1922
Munn, Glen B., 1929
Munn, Glenn, 1928
Munn, Monte, 1920-21
Munson, Bob, 1971
Myers, C.B., 1914-15
Myrthil, Gerard, 1978-79

N

Naderer, Mike, 1978-79-80-81
Nagl, (no first name), 1912
Nannen, Lyle, 1956-57
Nannen, Neil, 1962-63-64
Nelson, Douglas, 1944
Nelson, H., 1916-17
Nelson, Lawrence, 1936
Nelson, Leif, 1996
Neubert, Keith, 1984-86-87
Newman, Richard, 1919-20-21
Newton, B.A., 1903
Nielsen, R., 1901
Nissen, Al, 1970-71-72
Novak, Terry, 1975-77-78
Novak, Tom, 1972-73-74

O

Olson, Carl, 1928-29
Othmer, Kenneth, 1927-28
Owen, L.R., 1911
Owens, Dapreis, 1989-90-91-92

P

Page, Theodore, 1927
Parsons, Robert, 1936-37-38
Parsons, Rollin, 1933-34-35
Parsons, Ronald, 1957
Patty, Jesse, 1919-20
Pearson, Brice, 1965
Perry, H.O., 1908-09-10
Peterson, Arthur, 1945
Peterson, Mike, 1970-71-72
Petrashek, G.L., 1909-10
Petsch, Daryl, 1962-63-64
Phifer, Ryan, 1997-98
Phillips, Albert, 1918
Phipps, Hansel, 1931
Piatkowski, Eric, 1991-92-93-94
Piatkowski, Troy, 1997-98
Pickett, John, 1919-20
Pierce, Robert, 1949-50-51
Pillsbury, M.P., 1899-1902
Pitcaithley, Harry, 1939-40
Placek, E.E., 1896
Ploetz, John, 1978
Ponce, David, 1983-84
Poynter, Floyd, 1920
Puelze, Dennie, 1962-63

R

Ramos, Jose, 1991
Randall, Albert, 1939-40-41
Raymond, L., 1902
Reckewey, Kent, 1973-74-75
Reid, Beau, 1988-89-90-91
Reimers, Gary, 1956-57-58
Reiners, Al, 1966
Rekeweg, Jeff, 1987-88
Renfro, Claude, 1981-82-83
Renzelman, Gary, 1953-54-55
Retherford, Claude, 1947-48-49
Reynolds, Burch, 1919
Richardson, Ray, 1989-90
Riddell, Ted, 1917
Riddlesbarger, W.P., 1922-23
Riehl, Tony, 1971-72-73
Robinson, Magnus, 1946
Rooney, Patrick, 1944

Roots, Al, 1960-61
Roy, William, 1955
Russell, R.C., 1920-22
Russell, Thomas R., 1961-62
Rutherford, R.B., 1914-15-16

S

Sallee, Chris, 1995-96
Sandbulte, Gerald, 1952-53
Sandstedt, James, 1946
Sauer, George, 1932-33
Scales, Clifford, 1988-89-90-91
Scantlebury, Tom, 1968-69-70
Scarlett, Trent, 1982-83
Schleiger, Richard, 1947-48-49
Schmidt, A.C., 1909-10
Schmidt, A., 1908-09
Schneider, Leo, 1946
Schwindt, Andy, 1997
Sealer, Joel, 1985-86-87
Seeger, Fred, 1952-53-54
Shaver, Dan, 1967
Shellenberg, E., 1918-19-20
Shields, P., 1915-16
Shields, Paul, 1947-48
Shipwright, Richard, 1959
Shoecraft, Jerry, 1979-80-81-82
Siegel, Bob, 1974-75-76-77
Simmons, Grant, 1964-65-66
Simmons, Ron, 1966-67-68
Sladovnic, Charles, 1962
Smaha, Clark, 1925-26-27
Smidt, Don, 1956-57-58
Smith, Andre, 1978-79-80-81
Smith, Austin, 1920-21-22
Smith, Charles L., 1954-55-56
Smith, H.B., 1899
Smith, Richard, 1988
Smith, Ronnie, 1984-85
Smith, Terry, 1982-83
Snyder, James, 1951
Sorensen, Harry, 1934-35-37
Spear, John, 1922
Spear, Wallace, 1918-19
Spears, Jerry, 1964-65
Sprague, Leon, 1926
Srb, Richard, 1947-48-49
Stange, Drew, 1981-82
Stebbins, (no first name), 1900
Steinbrook, Lee, 1995
Stewart, Marvin, 1969-70-71
Stipsky, Ed, 1931
Stone, Charles, 1967
Story, C.M., 1899
Strahan, James, 1945
Strickland, Erick, 1993-94-95-96
Stromer, Byron, 1918
Stryker, Herbert, 1912-13
Surlis, Chester, 1995-96
Svehla, Matt, 1988-89
Swank, George, 1959
Swett, Rex, 1960-61-62

T

Tallman, Frank, 1938-39-40
Tangeman, Robert, 1944
Taylor, Ron, 1974-75
Theisen, Ralph, 1916
Therien, Robert, 1939-40
Thom, Jim, 1956

Thomas, (no first name), 1901
Thomas, Dwight P., 1918
Thomas, Grant, 1938-39
Thompson, John, 1941-42-43
Tipton, Milo, 1923-24-25
Tipton, Paul, 1922
Torrens, Lee, 1969-70
Turner, Herschell, 1958-59-60

U

Underwood, Clinton, 1912-13
Usher, Willard O., 1923-24-25

V

Vacanti, Charles, 1940
Van Poelgeest, Richard, 1987-88-89-90
Vance, Deak, 1986
Vick, Derrick, 1987-88
Vincent, William, 1962-63
Volz, Mathias G., 1923-24-25
Von Seggern, Dale, 1968-69-70

W

Wagner, Robert, 1967-68
Wahlquist, George, 1933-35-36
Wald, Tom, 1995-96
Walsh, Elmer, 1961
Walker, G.E., 1899
Wall, Jan, 1960-61
Walsh, Larry, 1950
Walsh, W.W., 1907-08-09
Walton, Kenny, 1981-82-83
Ward, Harrison, 1951
Warfield, G.A., 1896
Warren, (no first name), 1901
Warren, Glen, 1921-22-23
Waterman, R.L., 1900
Watters, F.E., 1911
Watts, Randy, 1971-72
Webb, Coley, 1964-65-66
Weber, Don, 1952-53-54
Wells, William, 1954-57
Werner, Alton, 1937-38-39
Wertz, L.E., 1917
West, Tim, 1980
Whitaker, Henry, 1934-35-36
White, Anthony, 1984-85
Whitehead, Milton, 1948-49-50
Widman, Harvey, 1934-35-36
Williams, Eric, 1980-81-83-84
Williams, Rodney, 1998
Willis, Stephen, 1975-76
Wilnes, Norman, 1950-51
Wischmeier, B. Scott, 1932
Witte, Willard, 1928-29-30
Wood, Wilbur S., 1908-09-10
Woolridge, Andre, 1993
Wright, Earl, 1963-64
Wyant, Harlan, 1924

Y

Yaffee, Irvin, 1939-40
Yates, James, 1961-64
Young, Max, 1941-42-43



Season By Season Summary of Husker Hoops

Year	All Games		Conference		Coach	Conference Finish	Highlights, Notes
	W	L	W	L			
1896-97	2	0	0	0	Frank Lehmer	None	both games seven-on-seven
1897-98	1	3	0	0	Frank Lehmer	None	all games against YMCA teams
1898-99	4	0	0	0	Frank Lehmer	None	Neb. Wesleyan first collegiate foe
1899-1900	5	0	0	0	T.P. Hewitt	None	first meeting with Kansas
1900-01	3	3	0	0	E. Berry	None	win streak reaches 13 games
1901-02	5	3	0	0	Fred Morrell	None	
1902-03	7	5	0	0	Walter Hiltner	None	
1903-04	9	5	0	0	R.G. Clapp	None	Wisconsin is first Big Ten foe
1904-05	11	5	0	0	R.G. Clapp	None	
1905-06	12	2	0	0	R.G. Clapp	None	then-school record 12 wins
1906-07	10	6	0	0	R.G. Clapp	None	NU record 74-point win vs. Crete
1907-08	9	10	4	2	R.G. Clapp	2nd, Missouri Valley	first losing season in 10 years
1908-09	8	15	5	5	R.G. Clapp	2nd, Missouri Valley	W.W. Walsh, first-team MVC
1909-10	6	10	6	2	T.J. Hewiat	2nd, Missouri Valley	E.O. Perry, first-team MVC
1910-11	9	9	6	6	O.F. Field	2nd, Missouri Valley	J.P. Gibson, A.O. Frank, all-MVC
1911-12	14	1	8	0	"Jumbo" Stiehm	1st, Missouri Valley	NU won season's final nine games
1912-13	17	2	10	0	"Jumbo" Stiehm	1st, Missouri Valley	Sam Carrier, Ross Haskell, all-MVC; Carrier, All-American
1913-14	15	3	7	0	"Jumbo" Stiehm	1st, Missouri Valley	third straight undefeated MVC record
1914-15	10	8	8	4	"Jumbo" Stiehm	2nd, Missouri Valley	lost first league game in four years
1915-16	13	1	12	0	Sam Waugh	1st, Missouri Valley	perfect 12-0 in Missouri Valley
1916-17	12	10	4	8	Dr. E.J. Stewart	5th, Missouri Valley	
1917-18	7	7	4	5	Dr. E.J. Stewart	5th, Missouri Valley	
1918-19	10	6	10	6	Dr. E.J. Stewart	3rd, Missouri Valley	Carl Johnson, all-MVC pick
1919-20	22	2	0	0	Paul Schlisser	None	then-NU record 22 wins stood for 71 seasons, no conference affiliation
1920-21	15	3	9	1	Paul Schlisser	2nd, Missouri Valley	
1921-22	8	9	8	8	Owen A. Frank	tie 4th, Missouri Valley	
1922-23	6	12	5	11	Owen A. Frank	6th, Missouri Valley	
1923-24	11	7	10	6	W.E. Kline	3rd, Missouri Valley	
1924-25	12	5	11	5	W.E. Kline	2nd, Missouri Valley	Orr Goodson, Mutt Volz, all-MVC
1925-26	8	10	7	7	Ernest Bearg	5th, Missouri Valley	first season in NU Coliseum
1926-27	12	6	7	5	Charles T. Black	4th, Missouri Valley	Clark Smatha, all-MVC pick
1927-28	7	11	7	11	Charles T. Black	tie 7th, Missouri Valley	all games against league opponents
1928-29	11	5	5	5	Charles T. Black	3rd, Big Six	first season of play in Big Six
1929-30	9	9	6	4	Charles T. Black	3rd, Big Six	Don Maclay, first-team All-Big Six
1930-31	9	9	6	4	Charles T. Black	3rd, Big Six	Don Maclay, All-American
1931-32	3	17	2	8	Charles T. Black	6th, Big Six	Steve Hokuf, first-team All-Big Six
1932-33	3	13	2	8	William H. Browne	tie 5th, Big Six	Hokuf, All-Big Six, All-American
1933-34	9	11	5	5	William H. Browne	4th, Big Six	
1934-35	6	12	3	7	William H. Browne	5th, Big Six	
1935-36	13	8	7	3	William H. Browne	2nd, Big Six	George Wahlquist, All-Big Six, All-American
1936-37	13	7	8	2	William H. Browne	tie 1st, Big Six	shared Big Six title, Robert Parsons All-Big Six, All-American
1937-38	9	11	4	6	William H. Browne	tie 3rd, Big Six	Parsons, All-Big Six
1938-39	7	13	3	7	William H. Browne	5th, Big Six	
1939-40	6	12	2	8	William H. Browne	tie 4th, Big Six	
1940-41	8	10	6	4	A.J. Lewandowski	3rd, Big Six	Sid Held, Don Fritz, All-Big Six
1941-42	6	13	4	6	A.J. Lewandowski	4th, Big Six	
1942-43	6	10	5	5	A.J. Lewandowski	tie 3rd, Big Six	
1943-44	2	13	1	9	A.J. Lewandowski	tie 5th, Big Six	fewest wins in 46 seasons
1944-45	2	17	1	9	A.J. Lewandowski	6th, Big Six	
1945-46	7	13	3	7	L.F. Klein	tie 4th, Big Six	
1946-47	10	14	3	7	Harry Good	tie 5th, Big Six	first year of league Holiday tourney
1947-48	11	13	5	7	Harry Good	5th, Big Seven	first year of Big Seven
1948-49	16	10	9	3	Harry Good	tie 1st, Big Seven	first winning season in 12 years
1949-50	16	7	8	4	Harry Good	tie 1st, Big Seven	NU lost in NCAA District game
1950-51	9	14	4	8	Harry Good	5th, Big Seven	Claude Retherford, Big Seven MVP
1951-52	7	17	3	9	Harry Good	7th, Big Seven	Bus Whitehead, All-Big Seven
1952-53	9	11	4	8	Harry Good	6th, Big Seven	Whitehead, All-Big Seven
1953-54	8	13	5	7	Harry Good	tie 4th, Big Seven	
1954-55	9	12	6	6	Jerry Bush	tie 3rd, Big Seven	

Year	All Games		Conference		Coach	Conference Finish	Highlights, Notes
	W	L	W	L			
1955-56	7	16	3	9	Jerry Bush	6th, Big Seven	defeated Wooden-coached UCLA
1956-57	11	12	5	7	Jerry Bush	tie 4th, Big Seven	
1957-58	10	13	5	7	Jerry Bush	tie 4th, Big Seven	NU defeated two No. 4 teams
1958-59	12	13	5	9	Jerry Bush	tie 5th, Big Eight	first season of Big Eight
1959-60	7	17	4	10	Jerry Bush	tie 7th, Big Eight	Herschell Turner, All-Big Eight Turner, All-Big Eight, NU's first 1,000-point scorer
1960-61	10	14	4	10	Jerry Bush	6th, Big Eight	
1961-62	9	16	5	9	Jerry Bush	tie 5th, Big Eight	
1962-63	6	19	1	13	Jerry Bush	8th, Big Eight	School-record 19 losses
1963-64	7	18	5	9	Joe Cipriano	tie 6th, Big Eight	Joe Cipriano's first season
1964-65	10	15	5	9	Joe Cipriano	tie 6th, Big Eight	beat No. 1 Michigan in Lincoln
1965-66	20	5	12	2	Joe Cipriano	2nd, Big Eight	first winning season in 15 years, school's second 20-win campaign finished season ranked 11th (UPI)
1966-67	16	9	10	4	Joe Cipriano	tie 2nd, Big Eight	Grant Simmons, All-Big Eight first-ever NIT Tournament bid,
1967-68	15	10	8	6	Joe Cipriano	tie 3rd, Big Eight	Stuart Lantz, All-Big Eight Lantz, All-Big Eight pick NU won Big Eight Holiday title
1968-69	12	14	5	9	Joe Cipriano	tie 6th, Big Eight	
1969-70	16	9	7	7	Joe Cipriano	tie 3rd, Big Eight	
1970-71	18	8	8	6	Joe Cipriano	4th, Big Eight	Marvin Stewart, All-Big Eight
1971-72	14	12	7	7	Joe Cipriano	4th, Big Eight	Chuck Jura, All-Big Eight
1972-73	9	17	4	10	Joe Cipriano	tie 6th, Big Eight	
1973-74	14	12	7	7	Joe Cipriano	4th, Big Eight	Jerry Fort, All-Big Eight
1974-75	14	12	7	7	Joe Cipriano	4th, Big Eight	Fort, All-Big Eight, school-record 40 points against Missouri
1975-76	19	8	10	4	Joe Cipriano	3rd, Big Eight	Fort, All-Big Eight, finished with then-school-record 1,882 points, last season in NU Coliseum
1976-77	15	14	7	7	Joe Cipriano	5th, Big Eight	first season in Devaney Center first NU-Creighton meeting in 45 seasons
1977-78	22	8	9	5	Joe Cipriano	2nd, Big Eight	NU makes 2nd NIT appearance Brian Banks, All-Big Eight
1978-79	14	13	7	7	Joe Cipriano	5th, Big Eight	
1979-80	18	13	8	6	J. Cipriano/Moe Iba	tie 2nd, Big Eight	Iba, Big Eight Coach-of-the-Year Andre Smith, All-Big Eight
1980-81	15	12	9	5	Moe Iba	tie 2nd, Big Eight	Iba, Big Eight Coach-of-the-Year Smith, Big Eight Player-of-the-Year
1981-82	16	12	7	7	Moe Iba	tie 4th, Big Eight	Jack Moore, All-Big Eight
1982-83	22	10	9	5	Moe Iba	tie 3rd, Big Eight	NU defeated No. 1 Missouri
1983-84	18	12	7	7	Moe Iba	3rd, Big Eight	NU reached NIT semifinals
1984-85	16	14	5	9	Moe Iba	tie 5th, Big Eight	Second-straight NIT bid, Dave Hoppen, All-Big Eight
1985-86	19	11	8	6	Moe Iba	3rd, Big Eight	Hoppen, All-Big Eight, set six school records
1986-87	21	12	7	7	Danny Nee	5th, Big Eight	NU's first-ever NCAA berth, Hoppen, All-Big Eight, finished as NU's all-time leading scorer
1987-88	13	18	4	10	Danny Nee	7th, Big Eight	third place in NIT
1988-89	17	16	4	10	Danny Nee	7th, Big Eight	first losing season in 15 years
1989-90	10	18	3	11	Danny Nee	7th, Big Eight	second NIT bid in three years
1990-91	26	8	9	5	Danny Nee	3rd, Big Eight	School-record 26 wins, finished with highest-ever ranking at No. 9, NU-record tying 14 straight wins
1991-92	19	10	7	7	Danny Nee	5th, Big Eight	Second-straight NCAA bid
1992-93	20	11	8	6	Danny Nee	tie 2nd, Big Eight	Third-straight NCAA bid, Eric Piatkowski, All-Big Eight
1993-94	20	10	7	7	Danny Nee	4th, Big Eight	Fourth-straight NCAA bid, second-straight 20-win season, Big Eight Tournament champs Piatkowski, All-Big Eight
1994-95	18	14	4	10	Danny Nee	7th, Big Eight	NIT bid, fifth-straight postseason
1995-96	21	14	4	10	Danny Nee	7th, Big Eight	NIT Champions
1996-97	18	15	7	9	Danny Nee	7th, Big 12	School-record seventh straight postseason appearance (NIT)
1997-98	20	12	10	6	Danny Nee	4th, Big 12	First NCAA berth in four years, Tyronn Lue, All-Big 12
Totals	1,178	1,039	545	581	---	---	

101 Years of Nebraska Basketball

1896-97 Won 2, Lost 0

Home: 2-0 Away: 0-0

Coach: Frank Lehmer

Result/Site--Date, NU Rank/Opponent (Opp. Rank)

	W/H	2/2	Lincoln YMCA	NU	Opp.
	W/H	2/23	Lincoln YMCA	11	8
				23	14

Season Notes: Six years after Dr. James Naismith invented the game, NU fielded its first team...Coach Frank Lehmer guided first team...both games were played seven-on-seven.

1897-98 Won 1, Lost 3

Home: 0-3 Away: 1-0

Coach: Frank Lehmer

	L/H	1/8	Lincoln YMCA	NU	Opp.
	L/H	1/15	Omaha YMCA	9	15
	L/H	2/1	Lincoln YMCA	12	16
	W/A	2/22	Omaha YMCA	13	20
				10	9

Season Note: After three-straight losses to open season, Nebraska ended second season of intercollegiate basketball with 10-9 win over Omaha YMCA.

1898-99 Won 4, Lost 0

Home: 3-0 Away: 1-0

Coach: Frank Lehmer

	W/H	12/13	Nebraska Wesleyan	NU	Opp.
	W/H	1/17	Doane	37	5
	W/H	1/20	Omaha YMCA	52	7
	W/A	2/2	Nebraska Wesleyan	21	14
				57	3

Season Notes: Second undefeated season in school history...final season for NU's first coach, Frank Lehmer...after seven games in first two-plus seasons of intercollegiate basketball against Lincoln and Omaha YMCA teams, Huskers faced first collegiate opponent in Nebraska Wesleyan.

1899-1900 Won 5, Lost 0

Home: 5-0 Away: 0-0

Coach: T.P. Hewitt

	W/H	Nebraska Wesleyan	NU	Opp.
	W/H	Lincoln YMCA	42	9
	W/H	Doane	39	7
	W/H	Omaha YMCA	57	3
	W/H	Kansas	26	14
	W/H	3/2	48	8

Season Notes: Third and final undefeated season in school history...Kansas game at Lincoln was first-ever between present-day Big Eight Conference schools and ranks as worst loss ever for Jayhawks...W.E. Anderson had school's first 30-point game with 34 vs. KU...Coach T.P. Hewitt's only season.

1900-01 Won 3, Lost 3

Home: 2-1 Away: 1-2

Coach: E. Berry

(Dates unavailable)

	W/A	Omaha YMCA	NU	Opp.
	W/H	Lincoln YMCA	13	11
	W/H	Omaha YMCA	10	8
	L/H	Omaha YMCA	20	12
	L/A	Omaha YMCA	20	28
	L/A	Fond du Lac	20	32
	L/A	Stevens Point A.C.	13	38

Season Notes: Huskers opened season with three-straight wins to run win streak to 13 straight, but then dropped final three games to finish .500...third-consecutive .500 or better record...only season for Coach E. Berry.

1901-02 Won 5, Lost 3

Home: 3-0 Away: 2-3

Coach: Fred Morrell

	W/H	1/18	Nebraska Wesleyan	NU	Opp.
	W/H	2/1	Lincoln YMCA	63	14
	L/A	2/15	Minnesota	32	30
	W/A	2/17	Sioux City YMCA	9	52
	L/A	2/28	Haskell	42	24
	W/A	3/1	Kansas	29	79
	L/A	3/3	Topeka YMCA	35	29
	W/H	3/22	Topeka YMCA	36	52
				27	13

Season Notes: First and only season for Coach Fred Morrell...fourth straight .500 or better season.



Nebraska's first basketball team posted a 2-0 record in 1896-97.

1902-03 Won 7, Lost 5

Home: 3-1 Away: 4-4

Coach: Walter Hiltner

	W/H	12/18	Lincoln YMCA	NU	Opp.
	L/A	1/17	Haskell	25	18
	L/H	1/24	Lincoln YMCA	18	25
	W/H	1/31	Kansas	24	35
	W/A	2/3	Denver YMCA	23	18
	W/A	2/4	Colorado College	44	29
	W/A	2/5	Colorado	39	11
	W/A	2/6	Greeley High	28	12
	L/A	2/7	Cheyenne Business	25	15
	W/H	2/20	Lincoln YMCA	28	42
	L/A	3/6	Minnesota Ag.	33	20
	L/A	3/7	Minnesota	4	13
				14	41

Season Notes: In only season under Coach W. Hiltner, Nebraska posted 7-5 record... fifth straight .500-plus campaign.

1903-04 Won 9, Lost 5

(Sites and dates unavailable)

Coach: R.G. Clapp

	W	Nebraska Wesleyan	NU	Opp.
	L	Highland Park	47	10
	W	Lincoln High	NA	NA
	L	Nebraska Wesleyan	49	26
	L	Lincoln YMCA	31	32
	W	Lincoln YMCA	NA	NA
	W	Lincoln YMCA	NA	NA
	W	Nebraska Wesleyan	31	12
	W	Nebraska Wesleyan	25	9
	W	Omaha Christian	35	26
	L	Sioux City YMCA	14	49
	W	Morningside	57	27
	L	Minnesota	21	42
	W	Minneapolis YMCA	15	10
	W/H	Wisconsin	25	22

Season Notes: In first season under Coach R.G. Clapp, Nebraska won school-record nine games...Wisconsin was first Big Ten school to play Huskers at Lincoln.

1904-05 Won 11, Lost 5

(Sites and dates unavailable)

Coach: R.G. Clapp

	W	Nebraska Wesleyan	NU	Opp.
	L	Highland Park	32	31
	W	Nebraska Wesleyan	34	39
	W	Omaha YMCA	57	23
	W	Fort Dodge	24	21
	W	Shattuck	53	27
	W	Minnesota	44	22
	W	Minnesota	22	21

W	Minnesota	28	25
L	Omaha YMCA	29	30
W	Baker	49	19
W	Port Washington	47	36
L	Ripon	28	32
W	Menasha	37	19
W	Lawrence	37	24
L	Lewis	32	61
L	Chicago Central	22	59

Season Note: Huskers won then-school-record 11 games.

1905-06 Won 12, Lost 2

Home: 4-1 Away: 8-1

Coach: R.G. Clapp

	W/H	1/13	Kansas City A.C.	NU	Opp.
	W/H	1/29	Kansas City YMCA	33	22
	W/H	2/3	Baker	25	24
	L/H	2/12	Kansas	34	23
	W/A	2/19	Kansas State	17	37
	W/A	2/20	Fort Riley	50	14
	W/A	2/21	Baker	43	13
	W/A	2/22	Independence	33	27
	L/A	2/23	Kansas City A.C.	41	16
	W/A	2/25	Kansas City A.C.	21	49
	W/H	3/15	Brown "B"	26	25
	W/A	3/20	Bellevue	57	12
	W/A	3/21	Fort Dodge	39	27
	W/A	3/22	Shattuck	33	23
				59	23

Season Note: Won then-school-record 12 games (against two losses).

1906-07 Won 10, Lost 6

Home: 5-0 Away: 5-6

Coach: R.G. Clapp

	W/A	1/4	Crete	NU	Opp.
	W/A	1/11	Nebraska Wesleyan	82	8
	W/H	1/26	Central City	38	26
	W/H	1/28	Iowa	40	9
	W/H	2/9	Kansas	25	17
	W/A	2/14	Fort Dodge	32	19
	L/A	2/15	Minnesota	34	22
	L/A	2/16	Minnesota	19	20
	W/A	2/18	Hudson	18	20
	W/A	2/18	Hudson	26	25
	L/A	2/19	Marshfield (Co. A)	33	16
	L/A	2/20	Portage (Co. F)	23	27
	L/A	2/21	Wisconsin	31	35
	L/A	2/22	Iowa	29	32
	L/A	2/23	Grinnell	21	27
	W/H	3/1	Denver	40	13
	W/H	3/25	Nebraska Wesleyan	59	11

Season Notes: Nebraska posted ninth straight .500 or better record, third consecutive under Coach R.G. Clapp...74-point margin of victory over Crete (82-8) largest in school history.

1907-08 Won 9, Lost 10

(4-2 in Missouri Valley, 2nd)

Home: 3-3 (2-2) **Away:** 6-7 (2-0)

Coach: R.G. Clapp

		NU	Opp.
W/A	12/18	Nebraska Wesleyan	33 19
L/H	1/11	Muscatine	21 39
W/A	1/15	Kansas State	36 18
W/A	1/16	Washburn	26 25
W/A	1/17	Kansas	20 17
W/A	1/18	Kansas	23 21
W/H	1/23	Highland Park	51 23
W/H	1/31	Missouri	41 30
W/H	2/1	Missouri	43 31
L/H	2/21	Kansas	26 28
L/H	2/22	Kansas	25 28
L/A	2/28	Minnesota	12 43
L/A	2/29	Minnesota	10 32
L/A	3/2	Portage	16 39
L/A	3/3	Wisconsin	4 43
W/A	3/4	DePaul	25 18
L/A	3/5	Morrison	19 23
L/A	3/6	Iowa	26 39
L/A	3/7	Grinnell	14 37

Season Notes: First season as member of Missouri Valley Conference...Huskers won MVC North Division title with 4-2 record, but because of scheduling difficulties, did not play a game against a team in own division...Husker Wilbur Wood was nation's second black college basketball player at a predominantly white institution...Jumbo Stiehm, who would later become NU's football and basketball coach, scored 24 points in Wisconsin's 43-4 victory at Madison...first sub-.500 record in school history.

1908-09 Won 8, Lost 15

(5-5 in Missouri Valley, 2nd)

Home: 5-5 (4-0) **Away:** 3-10 (1-5)

Coach: R.G. Clapp

		NU	Opp.
W/H	12/12	Cotner	28 24
L/H	12/17	Lincoln YMCA	16 34
W/A	1/7	Kansas State	36 31
L/A	1/8	Kansas	13 48
L/A	1/9	Kansas	17 36
W/H	1/15	Iowa State	42 20
W/H	1/16	Iowa State	40 21
W/H	1/22	Drake	39 30
W/H	1/23	Drake	34 12
L/H	1/30	Kansas	13 18
L/H	2/1	Missouri	24 26
L/A	2/5	Minnesota	17 24
L/A	2/6	Minnesota	21 39
L/A	2/8	Iowa State	16 22
W/A	2/9	Iowa State	31 17
L/A	2/10	Drake	12 34
L/A	2/11	Drake	15 25
L/H	2/19	Minnesota	26 28
L/H	2/20	Minnesota	20 29
L/KC	3/4	Kansas	22 28
L/KC	3/5	Kansas	15 24
W/KC	3/6	Kansas	32 29
L/A	3/8	Nebraska Wesleyan	32 62

Season Notes: For second-straight year, Nebraska captured MVC Northern Division title...Kansas took two of three games against Cornhuskers in play-off at Kansas City, Mo., and won conference title...W.W. Walsh earned first-team All-Missouri Valley Conference honors, first NU player ever honored...Coach R.G. Clapp retired after six seasons on Husker bench.

1909-10 Won 6, Lost 10

(6-2 in Missouri Valley, 2nd)

Home: 4-3 (4-0) **Away:** 2-7 (2-2)

Coach: T.J. Hewiat

		NU	Opp.
L/A	1/6	Kansas State	16 27
L/A	1/7	Kansas	17 32
L/A	1/8	Kansas	16 40
W/H	1/21	Iowa State	24 21
W/H	1/22	Iowa State	29 26
W/H	1/28	Drake	40 14
W/H	1/29	Drake	27 6
W/A	2/8	Drake	20 16
W/A	2/10	Drake	22 13
L/A	2/11	Iowa State	23 34
L/A	2/12	Iowa State	17 18
L/H	2/14	Kansas State	17 28
L/A	2/18	Minnesota	14 33
L/A	2/19	Minnesota	9 27
L/H	2/26	Kansas	20 40
L/H	2/27	Kansas	13 40

Season Notes: In only season under Coach T.J. Hewiat, Nebraska finished 6-10...Huskers won MVC North Division title for third straight year, but Kansas had better division record than NU and was declared conference champion...E.O. Perry was first-team All-Missouri Valley Conference pick.

1910-11 Won 9, Lost 9

(6-6 in Missouri Valley, 2nd)

Home: 6-3 (4-2) **Away:** 3-6 (2-4)

Coach: O.F. Field

		NU	Opp.
L/H	1/7	Cotner	17 35
W/H	1/14	Nebraska Wesleyan	42 26
W/H	1/20	Iowa State	41 20
L/H	1/21	Iowa State	31 33
W/A	1/26	Morningside	23 19
L/A	1/27	Minnesota	10 25
L/A	1/28	Minnesota	15 40
W/H	2/4	South Dakota	30 25
L/A	2/6	Iowa State	27 31
W/A	2/7	Iowa State	22 19
L/A	2/8	Missouri	26 39
L/A	2/9	Missouri (OT)	36 37
W/A	2/10	Kansas	15 11
L/A	2/11	Kansas	12 37
W/H	2/24	Kansas	38 28
W/H	2/25	Kansas	34 24
W/H	2/26	Missouri	30 23
L/H	2/27	Missouri	20 23

Season Notes: Huskers finished second in Missouri Valley Conference race, three games back of Kansas...J.P. Gibson and O.A. Frank earned first-team All-Missouri Valley Conference honors.

1911-12 Won 14, Lost 1

(8-0 in Missouri Valley, 1st)

Home: 6-0 (4-0) **Away:** 8-1 (4-0)

Coach: E.O. "Jumbo" Stiehm

		NU	Opp.
W/H	1/12	Drake	42 24
W/H	1/13	Drake	35 13
W/A	1/18	Kansas State	26 25
W/A	1/19	Kansas	30 27
L/A	1/20	Kansas	30 26
L/A	1/26	Minnesota	15 40
W/A	1/27	Morningside	62 10
W/H	2/2	Iowa State	33 12
W/H	2/3	Iowa State	40 14
W/A	2/21	Drake	33 15
W/A	2/22	Drake	46 14
W/A	2/23	Iowa State	31 21
W/A	2/24	Iowa State	31 12
W/H	3/1	Kansas	49 21
W/H	3/2	Kansas	29 28

Season Notes: Huskers claimed MVC North Division crown with 8-0 record...after 25-point loss at Minnesota in sixth game of season, Nebraska won final nine games...in first season as Husker mentor, Stiehm made history by becoming first coach in conference history to

win football and basketball titles in the same academic year...he repeated the feat a year later.

1912-13 Won 17, Lost 2

(10-0 in Missouri Valley, 1st)

Home: 10-0 (5-0) **Away:** 7-2 (5-0)

Coach: E.O. "Jumbo" Stiehm

		NU	Opp.
W/H	1/11	Cotner	29 18
W/H	1/17	Omaha X	46 13
W/H	1/18	Nebraska Wesleyan	39 26
W/A	1/23	St. Joseph's	25 11
W/A	1/24	Sacred Heart	31 9
L/A	1/25	Minnesota	11 20
W/H	1/31	Drake	32 7
W/H	2/1	Drake	24 15
W/A	2/7	Nebraska Wesleyan	27 20
W/H	2/15	Kansas State	27 16
W/A	2/19	Drake	21 4
W/A	2/20	Drake	25 11
W/A	2/21	Iowa State	29 12
W/A	2/22	Iowa State	16 10
W/H	2/28	Iowa State	28 8
W/H	3/1	Iowa State	24 12
W/H	3/10	Kansas	40 25
W/A	3/11	Kansas	18 16
L/N	3/12	Kansas*	24 30

*Manhattan, Kan.

Season Notes: Huskers won North Division title with 10-0 record, recognized as league champion...dropped playoff game to South Division champ Kansas, 30-24, at Manhattan, Kan....Ross Haskell and Sam Carrier were first-team All-Missouri Valley Conference selections; Carrier also earned All-America honors.


1913-14 Won 15, Lost 3

(7-0 in Missouri Valley, 1st)

Home: 7-2 (4-0) **Away:** 8-1 (3-0)

Coach: E.O. "Jumbo" Stiehm

		NU	Opp.
W/H	1/10	Omaha X	44 22
W/H	1/17	Cotner	56 11
W/H	1/23	Nebraska Wesleyan	29 20
L/H	1/24	Nebraska Wesleyan	18 24
W/A	2/5	St. Joseph's	48 11
W/A	2/6	Minnesota	21 16
W/A	2/7	Minnesota	14 9
W/A	2/9	Fort Dodge Co. G	38 22
W/H	2/13	Drake	32 20
W/H	2/14	Drake	31 10
W/A	2/17	Omaha Alumni	40 19
L/A	2/18	Simpson	21 22
W/A	2/19	Drake	36 17
W/A	2/20	Iowa State	15 9
W/A	2/21	Iowa State	16 3
W/H	2/27	Iowa State	24 16
W/H	2/28	Iowa State	41 13
L/H	3/5	Wesleyan Auto	19 31



Nebraska's 1911-12 team captured the school's first Missouri Valley Conference title.



Season Notes: Nebraska captured Missouri Valley Conference North Division crown with 7-0 record...squad was known as "Point a Minute" team, because it was so fast it took a movie camera to catch it.

1914-15 Won 10, Lost 8

(8-4 in Missouri Valley, 2nd)

Home: 3-2 (3-1) **Away:** 7-6 (5-3)

Coach: E.O. "Jumbo" Stiehm

			NU	Opp.
L/A	1/6	Ft. Dodge (Co. G)	18	23
W/A	1/7	Hamline	20	9
L/A	1/8	Minnesota	18	22
L/A	1/9	Minnesota	9	23
W/H	1/15	Iowa State	32	15
W/H	1/16	Iowa State	25	12
W/A	1/20	Kansas State	26	19
W/A	1/21	Kansas State	26	20
L/A	1/22	Kansas	18	43
L/A	1/23	Kansas	23	30
W/A	2/5	Nebraska Wesleyan	13	9
W/A	2/10	Drake	14	5
W/A	2/11	Drake	23	14
W/A	2/12	Iowa State	24	12
L/A	2/13	Iowa State	11	25
L/H	2/19	Drake	19	20
W/H	2/20	Drake	27	11
L/H	3/3	Nebraska Wesleyan	15	39

Season Notes: Huskers finished second in Missouri Valley Conference race, three games back of first-place Kansas...final season for Coach E.O. Stiehm.

1915-16 Won 13, Lost 1

(12-0 in Missouri Valley, 1st)

Home: 8-0 (8-0) **Away:** 5-1 (4-0)

Coach: Sam Waugh

			NU	Opp.
W/H	1/14	Kansas	34	33
W/H	1/15	Kansas	40	27
W/H	1/21	Drake	41	12
W/H	1/22	Drake	44	16
W/A	1/30	Burgess-Nash	24	20
W/H	2/4	Iowa State	35	21
W/H	2/5	Iowa State	31	14
W/H	2/11	Kansas State	21	20
W/H	2/12	Kansas State	26	25
L/A	2/18	Nebraska Wesleyan	19	23
W/A	2/23	Drake	34	24
W/A	2/24	Drake	40	15
W/A	2/25	Iowa State	23	14
W/A	2/26	Iowa State	29	17

Season Notes: Huskers won Missouri Valley Conference title with 12-0 record; finished 13-1 in only season under direction of Coach Sam Waugh...lone loss was 23-19 decision to cross-town rival Nebraska Wesleyan.

1916-17 Won 12, Lost 10

(4-8 in Missouri Valley, 5th)

(Sites and dates unavailable)

Coach: Dr. E.J. Stewart

			NU	Opp.
W		Simpson	20	13
W		Cotner	42	10
L		Grinnell	9	22
W		St. Joseph's	21	11
W		St. Thomas (Minn.)	23	8
W		Hamline	15	8
W		Brandeis (Omaha)	29	11
W		York College	23	14
W		Nebraska Wesleyan	27	14
L/H	2/9	Missouri	16	18
L/H	2/10	Missouri	7	18
L/A		Kansas State	13	45
L/A		Kansas State	10	34
W/A	2/16	Kansas	21	19
L/A	2/17	Kansas	10	30
L/A	2/22	Iowa State	7	19
L/A	2/23	Iowa State	17	24
W		Drake	23	13
W		Drake	26	18
L		Nebraska Wesleyan	15	18
L/H	3/9	Iowa State	22	24
W/H	3/10	Iowa State	24	21

Season Note: First season on sideline for Coach E.J. Stewart.

1917-18 Won 7, Lost 7

(4-5 in Missouri Valley, Fifth)

Home: 3-3 (1-1) **Away:** 4-4 (3-4)

Coach: Dr. E. J. Stewart

			NU	Opp.
L/H		CampFunston	14	43
W/H		Fort Dodge	19	16
L/H		Fort Dodge	14	21

L/A		Washington (Mo.)	17	44
L/A	2/8	Missouri	9	22
L/A	2/9	Missouri	8	16
W/H	2/15	Kansas	24	23
L/H	2/16	Kansas	25	31
W/A		Nebraska Wesleyan	18	10
W/H		Nebraska Wesleyan	24	14
W/A		Drake	32	10
W/A		Drake	21	14
W/A		Kansas State	31	23
L/A		Kansas State	16	26

Season Note: Eighth-straight .500 or better record.

1918-19 Won 10, Lost 6

(10-6 in Missouri Valley, 3rd)

Home: 6-3 (6-3) **Away:** 4-3 (4-3)

Coach: Dr. E.J. Stewart

			NU	Opp.
W/A	1/22	Drake	34	13
W/A	1/23	Grinnell	24	14
L/A	1/24	Grinnell	15	16
W/A	1/25	Drake	24	14
L/H	1/30	Drake	15	22
W/H	2/1	Drake	19	9
W/H	2/7	Washington (Mo.)	35	25
W/H	2/8	Washington (Mo.)	28	13
W/H	2/14	Missouri	28	26
W/H	2/15	Missouri	21	14
L/A	3/5	Kansas	17	31
W/A	3/6	Kansas	29	24
L/H	3/8	Kansas State	32	34
L/A	3/9	Kansas State	21	30
W/H	3/12	Grinnell	27	15
L/H	3/13	Grinnell	21	22

Season Notes: NU finished third in Missouri Valley Conference race...Carl Jackson was first-team all-conference pick, first for Huskers in six seasons...final season for Coach E.J. Stewart.

1919-20 Won 22, Lost 2

(No conference affiliation)

Home: 11-1 **Away:** 11-1

Coach: Paul Schlisser

			NU	Opp.
W/H	12/17	Morningside	37	14
W/H	12/18	Morningside	39	9
W/H	1/9	Omaha Athletic Club	51	10
W/H	1/10	Omaha Athletic Club	26	23
W/A	1/13	Hastings	47	9
W/A	1/14	Colorado College	32	19
L/A	1/15	Colorado College	23	25
W/A	1/16	Colorado	27	16
W/A	1/17	Colorado	24	17
W/H	1/23	South Dakota	41	12
W/H	1/24	South Dakota	33	12
L/H	2/5	Indiana	20	24
W/H	2/6	Indiana	38	18
W/H	2/13	Michigan State	43	26
W/H	2/14	Michigan State	39	20
W/A	2/20	Notre Dame	25	18
W/H	2/21	Notre Dame	31	15
W/A	2/24	Morningside	44	12

W/A	2/25	Morningside	50	13
W/A	2/26	Knox (OT)	31	24
W/A	2/27	Valparaiso	30	17
W/A	2/28	Valparaiso	35	20
W/H	3/5	Colorado College	23	9
W/H	3/6	Colorado College	33	12

Season Notes: Playing without a conference affiliation for first time since 1906-07 season, Nebraska finished with first 20-win season ever (22 victories)...fewest losses for NU since 1915-16 season...22 wins would stand as school record until 1990-91 campaign...first season on Husker sideline for Coach P.J. Schisser.

1920-21 Won 15, Lost 3

(9-1 in Missouri Valley, 2nd)

Home: 10-1 (6-0) **Away:** 5-2 (3-1)

Coach: Paul Schlisser

			NU	Opp.
W/A	1/1	Illinois	30	25
L/A	1/3	Illinois	24	26
W/A	1/4	Illinois Wesleyan	32	1
W/H	1/14	Grinnell	31	10
W/H	1/15	Grinnell	28	15
W/H	1/21	South Dakota	39	13
W/H	1/31	Oklahoma	34	20
W/H	2/1	Oklahoma	28	15
L/A	2/9	Iowa State	30	38
W/A	2/10	Iowa State	32	23
W/A	2/11	Grinnell	31	16
W/A	2/12	Grinnell	29	22
W/H	2/18	Notre Dame	25	18
W/H	2/19	Notre Dame	39	21
L/H	2/25	Colgate	15	21
W/H	2/26	Colgate	24	15
W/H	3/4	Iowa State	33	16
W/H	3/5	Iowa State	37	11

Season Notes: Nebraska finished second in Missouri Valley Conference race with 9-1 mark...final season for coach Paul Schlisser.

1921-22 Won 8, Lost 9

(8-8 in Missouri Valley, Tie-4th)

Home: 4-4 (4-4) **Away:** 4-5 (4-4)

Coach: Owen A. Frank

			NU	Opp.
L/A	1/4	Wisconsin	14	27
W/H	1/7	Washington (Mo.)	31	23
W/A	1/9	Iowa State	21	14
L/H	1/13	Missouri	31	46
W/H	1/14	Grinnell	27	17
L/H	1/19	Kansas	15	25
L/A	1/27	Oklahoma	21	29
L/H	2/4	Iowa State	7	26
W/A	2/7	Grinnell	28	25
W/A	2/14	Kansas State	25	24
L/A	2/18	Drake	32	34
W/H	2/22	Oklahoma	39	34
L/A	2/24	Missouri	16	55
W/A	2/25	Washington (Mo.)	33	32
L/H	2/28	Drake	15	29
W/H	3/3	Kansas State	21	13
L/A	3/6	Kansas	18	41



Grant Hall was the home of the Huskers from 1897 until the NU Coliseum opened in 1926.

Season Note: In first season under Coach Owen A. Frank, Nebraska finished 8-9 overall, 8-8 in Missouri Valley Conference.

1922-23 Won 6, Lost 12

(5-11 in Missouri Valley, 6th)
Home: 2-7 (1-7) **Away:** 4-5 (4-4)
Coach: Owen A. Frank

			NU	Opp.
L/A	1/5	Kansas	20	30
W/A	1/6	Kansas State	21	15
L/H		Drake	18	30
W/H		Oklahoma	25	19
L/H	1/22	Missouri	18	33
L/A	1/25	Drake	25	36
W/A	1/26	Iowa State	21	15
W/A	1/27	Grinnell	20	13
L/H		Grinnell	17	32
L/H	2/3	Iowa State	17	21
L/A		Oklahoma	25	31
L/H	2/12	Kansas	15	36
L/H		Kansas State	14	17
L/H		Washington (Mo.)	32	34
L/A	2/24	Missouri	22	39
W/A		Washington (Mo.)	24	22
W/H		Nebraska Wesleyan	24	22
L/A		Creighton	24	46

Season Note: Final season for Coach Owen A. Frank.

1923-24 Won 11, Lost 7

(10-6 in Missouri Valley, 3rd)
Home: 8-2 (7-2) **Away:** 3-5 (3-4)
Coach: W.E. Kline

			NU	Opp.
L/A		Kansas City A.C.	18	27
W/H	1/5	Missouri	24	18
W/H		Oklahoma	35	21
W/H		Kansas State	27	14
L/A	1/17	Kansas State	23	26
L/A	1/18	Kansas	18	19
L/A		Oklahoma	20	32
L/H	1/26	Kansas	10	13
W/H		Creighton	25	21
L/A		Drake	15	19
W/A		Grinnell	32	19
W/A	2/8	Missouri	31	11
W/A	2/9	Washington (Mo.)	32	18
W/H		Grinnell	32	18
W/H		Washington (Mo.)	38	17
W/A	2/27	Iowa State	18	16
W/H	3/3	Iowa State	27	14
L/H		Drake	12	25

Season Note: Nebraska finished 11-7 in Coach W.E. Kline's rookie season.

1924-25 Won 12, Lost 5

(11-5 in Missouri Valley, 2nd)
Home: 6-2 (6-2) **Away:** 6-3 (5-3)
Coach: W.E. Kline

			NU	Opp.
W/A	1/9	Kansas State	23	11
W/A	1/10	Oklahoma	23	18
W/H	1/17	Drake	20	8
L/H	1/31	Kansas	20	25
W/H	2/7	Oklahoma	31	17
W/H	2/9	Grinnell	35	27
W/H	2/13	Kansas State	32	20
L/A	2/17	Kansas	20	28
W/A	2/20	Washington (Mo.)	24	20
W/A	2/21	Missouri	25	20
W/H	2/24	Iowa State	37	17
W/H	2/27	Missouri	24	21
W/A	2/28	Creighton	15	11
L/A	3/2	Drake	10	18
L/A	3/3	Grinnell	21	36
W/A	3/4	Iowa State	28	13
L/H	3/5	Washington (Mo.)	16	36

Season Notes: In second and final season under Coach W.E. Kline, Huskers finished second to Kansas in Missouri Valley Conference race...Orr Goodson and Mutt Volz were first-team All-Conference picks, first time a Husker player had been so honored since 1918-19 season; first time two NU players landed spot on first unit since 1912-13.

1925-26 Won 8, Lost 10

(7-7 in Missouri Valley, 5th)
Home: 4-5 (4-3) **Away:** 4-5 (3-4)
Coach: Ernest Bearg

			NU	Opp.
L/H	12/18	South Dakota	19	20
L/A	1/2	Kansas City A.C.	20	36
W/A	1/9	Creighton	20	15
W/H	1/16	Grinnell	24	14



The Nebraska Coliseum served as the home of Nebraska basketball from 1926 until 1976.

W/H	1/23	Iowa State	18	13
W/A	1/30	Grinnell	39	18
W/A	2/1	Iowa State	27	12
W/A	2/2	Drake	23	21
L/H	2/6	Kansas	14	25
L/A	2/9	Kansas State	26	41
L/H	2/15	Creighton	11	15
L/H	2/16	Kansas State	21	28
L/H	2/19	Missouri	24	26
W/H	2/20	Washington (Mo.)	26	20
L/A	2/27	Kansas	17	30
W/H	3/1	Drake	22	21
L/A	3/5	Missouri	22	24
L/A	3/6	Washington (Mo.)	14	22

Season Notes: In only season under Coach Ernest Bearg, Huskers finished 8-10...after playing in Grant Hall since 1897, NU dropped first-ever game in NU Coliseum to Kansas, 25-14.

1926-27 Won 12, Lost 6

(7-5 in MVC, 4th)
Home: 7-2 (4-2) **Away:** 5-4 (3-3)
Coach: Charles T. Black

			NU	Opp.
L/A		Hillyard's	20	36
L/A		Kansas State	23	34
W/A		Washington (Mo.)	37	20
W/A	1/15	Missouri	35	23
W/A	1/19	Kansas	27	24
L/H		Drake	34	35
W/H	1/29	Iowa State	35	19
W/A		Oklahoma	37	29
L/A		Oklahoma State	24	27
W/H		Grinnell	30	22
W/H		Kansas State	26	24
W/H		Missouri	27	22
W/H		Oklahoma	36	26
W/H		Washington (Mo.)	41	24
L/H	2/26	Kansas	25	34
W/H		Oklahoma State	35	25
L/A	3/3	Iowa State	24	26
W/A	3/4	Drake	46	32

Season Notes: In first season under Coach Charles T. Black, a former Kansas All-American, Huskers finished 12-6 and 7-5 in Missouri Valley, good for fourth place...Clark Smatha earned first-team All-Missouri Valley Conference honors.

1927-28 Won 7, Lost 11

(7-11 in MVC, tie 7th)
Home: 5-4 (5-4) **Away:** 2-7 (2-7)
Coach: Charles T. Black

			NU	Opp.
L/A	12/16	Washington (Mo.)	27	28
L/A	12/17	Missouri	15	36
W/H	1/7	Missouri	36	26
L/H	1/9	Washington (Mo.)	19	30
L/A	1/14	Drake	28	32
L/H	1/21	Kansas State	24	29
W/H	1/28	Iowa State	37	26
L/H	2/4	Oklahoma State	21	32
W/A	2/9	Iowa State	32	26

W/A	2/10	Grinnell	35	22
W/H	2/14	Drake	34	27
L/A	2/17	Kansas	27	33
L/A	2/18	Kansas State	22	28
W/H	2/24	Kansas	32	28
L/H	2/25	Oklahoma	36	38
W/H	2/28	Grinnell	35	16
L/A	3/3	Oklahoma	28	43
L/A	3/5	Oklahoma State	43	47

Season Notes: Entire schedule was played against conference opponents...NU was 7-9 with two games left, but lost bid for .500 with losses at Oklahoma and Oklahoma State to end season.

1928-29 Won 11, Lost 5

(5-5 in Big Six, 3rd)
Home: 6-2 (3-2) **Away:** 5-3 (2-3)
Coach: Charles T. Black

			NU	Opp.
W/H	12/20	South Dakota	36	25
W/A	1/4	Colorado College	32	24
W/A	1/5	Colorado College	48	26
L/H	1/12	Missouri	25	30
W/H	1/15	South Dakota	46	28
W/H	1/19	Kansas	30	29
L/A	1/24	Kansas State	21	30
L/A	1/26	Oklahoma	20	29
W/H	2/2	Iowa State	45	39
W/A	2/7	Kansas	37	31
L/H	2/11	Oklahoma	34	39
W/H	2/16	Drake	37	24
L/A	2/22	Iowa State	33	37
W/A	2/23	Drake	33	26
W/A	2/25	Missouri	39	33
W/H	3/2	Kansas State	62	45

Season Notes: After being affiliated with the Missouri Valley Conference since 1907-08, Nebraska, Missouri, Kansas, Kansas State, Iowa State and Oklahoma formed the Big Six...second winning season in three years for Coach Charles T. Black.

1929-30 Won 9, Lost 9

(6-4 in Big Six, 3rd)
Home: 6-3 (3-2) **Away:** 3-6 (3-2)
Coach: Charles T. Black

			NU	Opp.
L/A	12/28	St. Louis	27	37
L/A	12/30	Butler	26	38
L/A	1/2	West Virginia	19	45
L/A	1/4	Pittsburgh	27	34
W/A	1/10	Kansas State	41	39
L/H	1/11	Montana State	30	61
W/H	1/14	South Dakota State	29	27
L/A	1/18	Missouri	21	27
W/H	1/20	Oklahoma	35	20
W/A	1/22	Iowa State	32	22
W/H	1/25	Iowa	41	26
L/H	2/1	Kansas State	42	46
W/A	2/8	Oklahoma	47	37
L/A	2/10	Kansas	20	27
W/H	2/12	St. Louis	45	43
W/H	2/15	Missouri	34	31



W/H	2/22	Iowa State	52	50
L/H	3/1	Kansas	35	36

Season Notes: Nebraska led Big Six in scoring at 34.9 points per game...Don Maclay was first-team All-Big Six center...NU finished two games back of league champion Missouri.

1930-31 Won 9, Lost 9

(6-4 in Big Six, 2nd)

Home: 5-4 (3-2) **Away:** 4-5 (3-2)

Coach: Charles T. Black

			NU	Opp.
W/A	12/13	South Dakota	18	17
L/H	12/19	Pittsburgh	22	23
L/A	12/27	Washington	38	41
L/A	12/29	Washington	24	27
L/A	12/30	Washington	32	38
L/H	1/5	Brigham Young	44	55
W/H	1/10	Missouri	42	32
W/A	1/17	Oklahoma	36	30
W/A	1/19	Kansas (OT)	31	30
W/H	1/24	Drake	30	25
W/H	1/31	Iowa State	31	19
W/H	2/2	Butler	32	14
L/A	2/7	Missouri	20	33
W/A	2/9	Kansas State	37	31
W/H	2/14	Kansas	29	34
L/A	2/16	Iowa State	28	42
L/H	2/24	Kansas State	30	32
W/H	2/28	Oklahoma	41	30

Season Notes: Nebraska's second-place finish in Big Six race was its best since 1924-25 campaign...Huskers finished one game back of first-place Kansas...center Don Maclay earned All-America honors...Steve Hokuf earned first-team All-Big Six honors as a guard.

1931-32 Won 3, Lost 17

(2-8 in Big Six, 6th)

Home: 1-9 (1-4) **Away:** 2-8 (1-4)

Coach: Charles T. Black

			NU	Opp.
L/H	12/12	South Dakota	36	41
L/H	12/17	Brigham Young	27	31
L/A	12/19	Iowa	29	34
L/A	12/28	Wisconsin-Superior	34	36
L/A	12/29	Minnesota	24	32
L/H	1/4	Carleton	30	40
W/A	1/8	Iowa State	28	24
W/A	1/9	Drake	33	19
L/H	1/12	Kansas	31	34
L/A	1/16	Missouri	18	30
L/A	1/18	Kansas State	20	32
L/H	1/23	Oklahoma	34	37
L/H	2/1	Iowa State	32	33
W/H	2/6	Kansas State	32	26
L/H	2/10	St. Louis	28	31
L/A	2/13	Oklahoma	32	46
L/A	2/15	Kansas	19	51
L/H	2/26	Missouri	28	32
L/A	3/4	Creighton	18	47
L/H	3/7	Creighton	26	28

Season Notes: Three wins were fewest for Huskers since 1900-01 season...last year of Nebraska-Creighton series until 1977-78 campaign...final season for Coach Charles T. Black.

1932-33 Won 3, Lost 13

(2-8 in Big Six, tie 5th)

Home: 2-7 (1-4) **Away:** 2-7 (1-4)

Coach: William H. Browne

			NU	Opp.
L/H	12/16	Arkansas	24	41
L/A	12/22	Carleton	19	23
L/A	12/23	Minnesota	25	27
L/H	1/2	Minnesota	22	32
L/H	1/3	Stanford	17	21
L/A	1/6	Kansas	29	32
L/A	1/7	Missouri	33	37
W/H	1/14	Kansas State	31	25
L/H	1/30	Iowa State	25	30
L/H	2/4	Kansas	20	34
L/A	2/11	Oklahoma	35	39
L/A	2/13	Kansas State	30	36
W/H	2/18	South Dakota	34	25
L/H	2/25	Missouri	31	39
W/A	2/28	Iowa State	43	16
L/H	3/4	Oklahoma	27	38

Season Notes: Huskers dropped seven-straight and 11 of first 12 games, finished with three wins for second-consecutive season...debut for Coach William H. Browne...Steve Hokuf was first-team All-Big Six pick and earned All-America honors.

1933-34 Won 9, Lost 11

(5-5 in Big Six, 4th)

Home: 5-2 (4-1) **Away:** 2-9 (1-4)

Coach: William H. Browne

			NU	Opp.
L/A	12/20	Marquette	22	25
L/A	12/21	Northwestern	22	35
L/A	12/22	DePaul	13	33
L/A	12/29	North Dakota	22	50
W/A	12/30	North Dakota State	32	29
L/A	1/1	Minnesota	16	32
W/A	1/5	Iowa State (OT)	37	31
W/H	1/9	Kansas	24	21
L/A	1/13	Missouri	26	36
L/A	1/15	Kansas State	24	25
L/H	1/20	Wyoming	24	33
L/H	1/27	Oklahoma	36	44
W/H	2/3	Kansas State	38	31
W/H	2/9	Missouri	34	27
L/A	2/17	Oklahoma	23	53
L/A	2/19	Kansas	24	25
W/H	2/24	Iowa State	26	21
W/H	3/3	St. Louis	29	25

Season Note: Nebraska lost four straight to open the season, then went 7-7 over last 14 games.

1934-35 Won 6, Lost 12

(3-7 in Big Six, 5th)

Home: 6-4 (3-2) **Away:** 0-8 (0-5)

Coach: William H. Browne

			NU	Opp.
L/A	12/15	Wyoming	23	26
L/H	12/20	Iowa	24	31
W/H	12/22	North Dakota	34	21
W/H	12/29	Minnesota	26	24
L/H	1/2	Stanford	31	34
L/A	1/4	Millikin	35	36
L/A	1/5	St. Louis	28	30
W/H	1/12	Iowa State	32	31
L/A	1/19	Missouri	31	32
L/A	1/21	Kansas State	41	47
W/H	1/26	Denver	34	22
L/H	2/4	Missouri	21	23
L/A	2/9	Oklahoma	32	38
L/A	2/11	Kansas	21	32
L/H	2/15	Kansas	24	32
W/H	2/18	Oklahoma	32	24
L/A	2/23	Iowa State	14	22
W/H	3/2	Kansas State	28	21

Season Note: NU won Big Six opener, then dropped six-straight in conference play and finished with fourth-consecutive losing record.

1935-36 Won 13, Lost 8

(7-3 in Big Six, 2nd)

Home: 7-1 (4-1) **Away:** 6-7 (3-2)

Coach: William H. Browne

			NU	Opp.
W/H	12/17	Brigham Young	53	34
W/A	12/20	Minnesota	41	24
W/A	12/27	Wyoming	46	42
L/A	12/28	Brigham Young	39	46
W/A	12/30	Utah	48	47
L/A	1/3	Santa Clara	48	61
L/A	1/4	Stanford	39	42
L/A	1/7	Denver	35	45
W/H	1/10	Missouri	31	26
W/H	1/13	Wyoming	31	22
W/A	1/18	Oklahoma	40	33
L/A	1/20	Kansas	23	45
L/A	1/25	Iowa State (OT)	40	41
W/H	2/1	Kansas State	43	30
W/H	2/3	South Dakota	48	27
W/A	2/8	Missouri	43	33
W/A	2/10	Kansas State	40	32
W/H	2/15	Iowa State	49	20
W/H	2/24	Oklahoma	55	28
L/H	2/29	Kansas	36	43

Olympic Playoff

L/KC	3/12	Oklahoma State	19	36
------	------	----------------	----	----

Season Notes: George Wahlquist was first-team All-Big Six selection and earned All-America honors...NU finished second to Kansas in Big Six race, three-games back of 10-0 Jayhawks...13 wins were most for Huskers since school-record 22 victories in 1919-20.

1936-37 Won 13, Lost 7

(8-2 in Big Six, tie 1st)

Home: 7-1 (4-1) **Away:** 6-6 (4-1)

Coach: William H. Browne

			NU	Opp.
W/A	12/11	South Dakota	31	33
W/H	12/19	Montana	53	39
W/H	12/21	Minnesota	29	24
W/H	12/22	Ohio State	32	23
L/A	12/26	Loyola (Ill.)	35	53
W/A	12/28	Western Reserve	41	35
L/A	12/29	Canisius	34	39
W/A	12/30	St. Thomas (Pa.)	42	41
L/A	1/1	Temple	27	43
L/A	1/2	George Washington	22	41
W/A	1/9	Missouri	31	22
W/H	1/16	Iowa State	45	33
L/H	1/18	Oklahoma	31	34
W/A	1/30	Kansas State	41	38
L/A	2/2	Kansas	22	27
W/A	2/12	Oklahoma	33	29



Nebraska's 1936-37 team tied for the Big Six Conference title.

W/H	2/15	Kansas State	40	37
W/H	2/19	Missouri	50	21
W/H	2/27	Kansas	37	32
W/A	3/3	Iowa State	48	31

Season Notes: Nebraska closed season with five-straight wins; earned share of Big Six title for first time since 1915-16...Robert Parsons was first-team All-Big Six pick and earned All-America honors...NU had consecutive double-digit win total for first time since 1923-24 and 1924-25 seasons.

1937-38 Won 9, Lost 11

(4-6 in Big Six, tie 3rd)

Home: 7-3 (3-2) **Away:** 2-8 (1-4)

Coach: William H. Browne

			NU	Opp.
L/A	12/11	Ohio State	31	42
W/H	12/17	South Dakota	44	28
L/A	12/20	Minnesota	28	33
L/A	12/23	Indiana	42	43
L/A	12/28	Detroit	33	34
L/A	12/30	Bradley	30	50
W/A	1/1	Niagara	43	37
W/H	1/7	California	38	32
W/H	1/10	Colorado	29	18
L/H	1/14	Missouri	18	27
W/H	1/22	Kansas State	46	32
W/A	1/29	Iowa State	35	32
L/A	2/2	Kansas	33	48
L/A	2/5	Oklahoma	48	50
W/H	2/9	Oklahoma	52	42
L/A	2/12	Missouri	30	38
W/H	2/14	Iowa State	50	23
W/H	2/19	Loyola (Ill.)	39	38
L/A	2/21	Kansas State	29	41
L/H	2/26	Kansas	47	50

Season Note: Robert Parsons was first-team All-Big Six pick for second-straight season.

1938-39 Won 7, Lost 13

(3-7 in Big Six, 5th)

Home: 5-5 (3-2) **Away:** 2-8 (0-5)

Coach: William H. Browne

			NU	Opp.
W/H	12/10	South Dakota	44	30
L/H	12/17	Bradley	24	39
L/H	12/21	Minnesota	37	66
W/H	12/23	Wyoming	38	30
W/A	12/26	California	46	43
L/A	12/27	California	30	58
W/A	12/29	UCLA	35	30
L/A	12/30	UCLA	40	42
L/A	1/3	Stanford	47	56
W/H	1/14	Kansas	48	37
L/A	1/17	Kansas State	38	43
L/A	1/21	Missouri	41	54
L/A	1/28	Oklahoma	39	56
W/H	1/30	Iowa State	51	44
W/H	2/8	Kansas State	42	34
L/A	2/14	Kansas	46	49
L/H	2/18	Missouri	36	46
L/H	2/24	DePaul	33	37
L/A	2/27	Iowa State	28	41
L/H	3/4	Oklahoma	45	53

Season Notes: NU ended season with five-straight losses; recorded second consecutive losing season...Oklahoma, a team that swept the Huskers, represented Big Six in first NCAA Tournament.

1939-40 Won 6, Lost 12

(2-8 in Big Six, tie 4th)

Home: 5-6 (2-3) **Away:** 1-6 (0-5)

Coach: William H. Browne

			NU	Opp.
W/H	12/9	South Dakota	39	15
L/H	12/15	Indiana	39	49
W/H	12/20	Stanford	48	47

L/A	12/23	Minnesota	37	61
L/H	12/27	Utah	40	63
W/A	12/30	Wisconsin	53	43
L/H	1/2	Detroit	46	47
W/H	1/6	California	46	32
W/H	1/8	Iowa State	44	28
L/A	1/13	Missouri	33	46
L/A	1/19	Kansas State	25	32
L/A	1/23	Kansas	24	40
L/H	1/27	Oklahoma	41	56
L/H	2/3	Missouri	40	41
L/A	2/9	Oklahoma	28	45
W/H	2/13	Kansas State	61	28
L/A	2/17	Iowa State	33	40
L/H	2/24	Kansas	41	48

Season Notes: Nebraska dropped eight of last nine games to spoil Coach W.H. Browne's final season...Huskers dropped 10-point decision to eventual national champion Indiana at Lincoln in second game of season.

1940-41 Won 8, Lost 10

(6-4 in Big Six, 3rd)

Home: 5-4 (3-2) **Away:** 3-6 (3-2)

Coach: A.J. Lewandowski

			NU	Opp.
L/A	12/6	South Dakota	39	40
W/H	12/14	Marquette	35	20
W/H	12/18	Kentucky	40	39
L/H	12/21	Minnesota	36	43
L/A	12/26	California	24	30
L/A	12/27	Stanford	46	57
L/A	12/30	Oregon State	38	61
L/H	1/4	Wisconsin	31	46
W/H	1/7	Kansas State	33	23
L/H	1/10	Oklahoma	29	40
L/A	1/17	Kansas State	32	35
W/H	1/20	Missouri	40	29
W/A	1/25	Iowa State	38	35
W/H	2/1	Iowa State	41	36
L/A	2/10	Kansas	38	44
W/A	2/15	Missouri	38	36
W/A	2/22	Oklahoma	43	42
L/H	3/1	Kansas	53	55

Season Notes: Two-point loss to Kansas in season finale kept Nebraska from .500 record for first time since 1936-37 season...Sid Held and Don Fritz earned first-team All-Big Six honors...first season of five-year tenure for Coach A.J. Lewandowski...for second-straight year, NU lost game to eventual national champion (Wisconsin) in non-league play.

1941-42 Won 6, Lost 13

(4-6 in Big Six, 4th)

Home: 4-4 (3-2) **Away:** 2-9 (1-4)

Coach: A.J. Lewandowski

			NU	Opp.
W/H	12/12	South Dakota	48	28
L/A	12/15	Indiana	29	56
L/A	12/16	Kentucky	27	42
L/H	12/20	UCLA	36	42
L/H	12/22	Oregon	42	49
L/A	12/27	Minnesota	32	56
L/A	12/29	Detroit	29	33
W/A	12/30	Iowa	41	34
W/H	1/6	Kansas State	44	38
W/H	1/12	Missouri	51	45
L/A	1/17	Kansas	32	51
L/H	1/24	Great Lakes	40	50
L/A	1/31	Iowa State	33	39
L/A	2/2	Kansas State	35	38
W/H	2/7	Iowa State	39	31
L/A	2/14	Kansas	30	58
L/A	2/16	Oklahoma	29	37
L/H	2/21	Oklahoma	41	46
W/A	2/28	Missouri	41	40

Season Note: After 2-0 Big Six start, NU lost four straight and seven of last nine games to finish with sub-.500 record for fifth-straight season.


1942-43 Won 6, Lost 10

(5-5 in Big Six, tie 3rd)

Home: 4-4 (3-2) **Away:** 2-6 (2-3)

Coach: A.J. Lewandowski

			NU	Opp.
L/A	12/7	South Dakota	30	40
L/A	12/12	Illinois	27	69
W/H	12/19	Iowa	52	43
L/H	12/30	Indiana	39	40
W/A	1/5	Kansas State	41	32
W/A	1/16	Missouri	39	36
L/A	1/18	Iowa State	38	50



Before becoming a star with the New York Yankees, Bob Cerv lettered for the Husker cagers in 1947-50. He is one of seven athletes in school history to earn eight or more monograms in a career.



L/H	1/21	Gardner Naval	37	52
L/H	1/30	Oklahoma	32	56
L/KC	2/6	Gardner Naval	37	43
L/H	2/13	Kansas	24	56
W/H	2/17	Kansas State (OT)	50	47
W/H	2/20	Missouri	56	50
L/A	2/23	Kansas	33	52
W/H	2/27	Iowa State	51	36
L/A	3/1	Oklahoma	48	65

Season Note: Five-straight mid-season losses stood between NU and its first winning season since 1936-37.

1943-44 Won 2, Lost 13

(1-9 in Big Six, tie 5th)
Home: 2-5 (1-4) **Away:** 0-8 (0-5)
Coach: A.J. Lewandowski

			NU	Opp.
L/A	12/10	Iowa	33	50
L/A	12/11	DePaul	15	55
L/A	12/13	Minnesota	21	40
W/H	12/18	South Dakota	41	31
L/A	1/8	Iowa State	24	56
L/A	1/15	Kansas	27	51
L/A	1/17	Oklahoma	35	45
L/H	1/22	Minnesota	32	45
W/H	2/1	Kansas State	54	47
L/H	2/5	Missouri (OT)	32	36
L/A	2/12	Missouri	29	44
L/A	2/14	Iowa State	35	58
L/H	2/19	Kansas	47	56
L/H	2/26	Oklahoma	32	43
L/A	2/29	Kansas State	37	40

Season Notes: Fewest wins in season for Huskers since 1897-98 campaign...Nebraska failed to win road game for first time in eight years.

1944-45 Won 2, Lost 17

(1-9 in Big Six, 6th)
Home: 2-7 (1-4) **Away:** 0-10 (0-5)
Coach: A.J. Lewandowski

			NU	Opp.
L/H	12/16	Iowa	45	61
L/H	12/22	Minnesota	54	55
L/KC	12/23	Kansas State	46	49
W/H	12/27	Pentathlon	54	40
L/A	12/29	Illinois	39	71
L/A	12/30	Indiana	42	65
L/H	1/3	Oklahoma	37	44
L/A	1/8	Iowa State	38	50
L/A	1/12	Kansas	33	48
L/A	1/13	Oklahoma*	45	48
L/A	1/15	NATTIC**	34	57
L/A	1/20	Kansas State	48	70
L/H	1/30	Navy Pre-Flight	42	62
L/H	2/3	Missouri	41	47
W/H	2/10	Kansas	59	45
L/A	2/17	Missouri (2OT)	54	55
L/A	2/19	Iowa State	45	47
L/A	2/20	Navy Pre-Flight***	41	55
L/H	2/24	Kansas State	47	55

*at Oklahoma City, Okla.
 **at Norman, Okla.
 ***at Iowa City, Iowa

Season Notes: Final season for Coach A.J. Lewandowski...Huskers lost 10 straight from Dec. 27 through Feb. 3, ended streak with 14-point homecourt win over Kansas, then lost final four games of season.

1945-46 Won 7, Lost 13

(3-7 in Big Six, tie 4th)
Home: 5-4 (2-3) **Away:** 2-9 (1-4)
Coach: L.F. Klein

			NU	Opp.
L/A	12/8	Minnesota	30	55
W/H	12/11	South Dakota	52	29
L/KC	12/14	Missouri	54	63
W/KC	12/15	Kansas State	62	47
L/A	12/17	Iowa	35	61
L/H	12/20	Illinois	51	62
W/H	12/28	Oregon State	48	40
L/A	12/29	Bradley	33	53
L/A	12/31	Marquette	36	49
W/H	1/2	Kansas State	44	37
L/A	1/7	Oklahoma	48	70
L/H	1/11	Kansas	45	56
L/A	1/14	Iowa State	39	57
W/A	1/18	Missouri	44	42
W/H	2/1	South Dakota State	52	50
L/H	2/8	Iowa State	45	57
L/H	2/11	Oklahoma	44	51
L/A	2/15	Kansas	30	72
W/H	2/25	Missouri	42	39
L/A	2/28	Kansas State	49	54

Season Note: L.F. Klein replaced A.J. Lewandowski as NU head coach, guided Huskers to 7-13 record in only season on bench.

1946-47 Won 10, Lost 14

(3-7 in Big Six, tie 5th)
Home: 7-4 (3-2) **Away:** 3-10 (0-5)
Coach: Harry Good

			NU	Opp.
W/H	12/4	South Dakota	68	37
W/H	12/7	Ottumwa Navy	65	45
W/H	12/9	Drake	48	44
Big Six Holiday Tournament				
L/KC	12/12	Arkansas	46	57
W/KC	12/13	Iowa State	54	51
L/KC	12/14	Oklahoma	52	63
L/H	12/17	St. Mary's (Calif.)	54	58
L/H	12/23	Minnesota	58	66

L/A	2/7	Kansas	61	57
L/A	2/9	Oklahoma	57	79
L/A	2/14	Missouri	41	47
W/H	2/21	Iowa State	62	57
W/H	2/25	Colorado	58	53
L/A	2/27	Kansas State	49	56
L/H	3/1	Oklahoma	74	81
W/H	3/6	Kansas	70	64

*San Francisco, Calif.

Season Notes: Claude Retherford led team in scoring, tallied school single-season record 244 points...Huskers were 10-11 going into final three games of season and had shot at first winning season since 1935-36, but dropped two of those games for 11th-straight losing season...Colorado joined Big Six and the league changed its name to the Big Seven...NU led Big Seven in scoring at 55.9 points per game for all games.



Coach Harry Good guided Nebraska to a share of the 1949 and 1950 Big Seven Conference titles.

L/A	12/28	Illinois	37	72
L/A	12/30	Louisville	53	68
L/A	12/31	Western Kentucky	56	74
L/A	1/4	Kansas State	54	63
W/H	1/6	Oklahoma	44	41
W/H	1/14	Kansas	48	46
L/A	1/18	Missouri	41	47
L/A	1/20	Iowa State	44	61
W/A	1/31	Drake	65	44
L/A	2/1	Ottumwa Navy	72	53
W/H	2/4	South Dakota State	53	34
L/H	2/10	Iowa State	54	56
L/A	2/15	Kansas	37	69
L/A	2/17	Oklahoma	49	63
L/H	2/22	Missouri	49	60
W/H	2/27	Kansas State	54	50

Season Notes: NU was 9-10 with four games to go, but lost four of last five games to end 10-14...Harry Good became the Husker head coach after several successful seasons at the University of Indiana...first year of league-sponsored Holiday Tournament at Kansas City, Mo., an event that lasted through 1978-79 season.

1947-48 Won 11, Lost 13

(5-7 in Big Seven, 5th)
Home: 6-4 (3-3) **Away:** 5-9 (2-4)
Coach: Harry Good

			NU	Opp.
L/H	12/8	Purdue	56	60
L/A	12/13	Minnesota	59	63
W/H	12/16	South Dakota	65	38
Big Seven Holiday Tournament				
W/KC	12/18	Missouri	46	44
L/KC	12/19	Oklahoma	46	47
L/KC	12/20	Kansas (OT)	60	64
W/H	12/23	Colorado State	67	47
W/A	12/27	Stanford*	51	47
L/A	12/29	San Jose State	38	39
L/A	12/30	Nevada-Reno	58	63
W/A	1/2	Northern Colorado	58	54
L/A	1/6	Iowa State	44	55
L/H	1/12	Missouri	54	66
W/A	1/17	Colorado	59	55
L/H	1/31	Kansas State	45	64
W/H	2/3	South Dakota State	66	56

1948-49 Won 16, Lost 10

(9-3 in Big Seven, tie 1st)
Home: 9-2 (5-1) **Away:** 7-8 (4-2)
Coach: Harry Good

			NU	Opp.
W/H	12/1	Northwest Missouri State	59	39
L/H	12/6	Minnesota	52	61
W/H	12/11	Northern Iowa	63	52
L/A	12/17	Purdue	47	64
L/A	12/18	Cincinnati	46	64
L/A	12/20	Duquesne	49	55
W/A	12/21	Western Reserve	83	80
Big Seven Holiday Tournament				
L/KC	12/28	Kansas State	34	48
L/KC	12/29	Missouri	50	52
W/KC	12/30	Harvard	56	54
W/H	1/8	Kansas	52	34
W/H	1/11	Washington (Mo.)	48	45
W/H	1/15	Iowa State	71	50
W/H	1/29	South Dakota	72	50
W/H	1/31	Kansas State	70	48
W/H	2/5	Colorado	45	43
W/A	2/12	Kansas	49	39
L/A	2/14	Oklahoma	45	47
W/A	2/19	Iowa State	44	41
W/H	2/21	Missouri	47	46
W/A	2/26	Colorado	56	45
L/A	3/1	Kansas State	28	53
L/H	3/5	Oklahoma	49	56
W/A	3/7	Missouri	52	48
Big Seven Playoff				
W/KC	3/14	Oklahoma	57	56
NCAA District Tournament				
L/KC	3/16	Oklahoma State	35	52

Season Notes: Cornhuskers tied Oklahoma for first-place in league, beat Sooners in league playoff for spot in NCAA District Tournament...first NU title on hardwood since 1936-37 season...Claude Retherford led team in scoring for third-straight year, finished with then-school single-season record 311 points...Retherford was first-team All-Big Seven pick, led conference in scoring for league games only at 12.4 points per game and was conference MVP...Bus Whitehead also earned first-team all-conference honors...for second-straight year, NU led league in scoring with 52.3 average.

1949-50 Won 16, Lost 7

(8-4 in Big Seven, tie 1st)
Home: 12-1 (5-1) **Away:** 4-6 (3-3)
Coach: Harry Good

			NU	Opp.
W/H	12/3	South Dakota State	61	32
W/H	12/7	Northwest Missouri St.	58	39
L/A	12/12	Bradley (1)	54	64
W/H	12/14	Northern Iowa	60	54
W/H	12/17	Baylor	69	55
W/H	12/19	Colorado State	63	43
W/H	12/23	Idaho	66	45
Big Seven Holiday Tournament				
L/KC	12/28	Colorado	57	67
L/KC	12/29	Michigan	65	67
W/KC	12/30	Iowa State (OT)	85	67
W/H	1/2	South Dakota	47	40
W/H	1/10	Kansas	57	56
W/H	1/14	Iowa State	64	46
L/A	1/16	Colorado	59	72



Claude Retherford was the leading scorer on NU's 1949 Big Seven Championship team.

W/H	1/30	Kansas State (OT)	65	63
W/H	2/6	Missouri	50	41
L/A	2/11	Kansas	36	49
W/A	2/13	Oklahoma	57	55
W/H	2/18	Colorado	59	49
W/A	2/20	Missouri	55	48
W/A	2/25	Iowa State (OT)	56	54
L/H	3/4	Oklahoma	48	64
L/A	3/11	Kansas State	60	63

Season Notes: Nebraska tied Kansas and Kansas State for Big Seven title; second-straight year Huskers earned share of conference crown...NU went into final regular-season game with chance to win crown outright, but dropped three-point decision at Kansas State, forced to settle for tie with Jayhawks and Wildcats...Huskers finished seventh in Big Seven Holiday tourney, but opened league play 4-1, then after 13-point loss at Kansas, rebounded to win four straight before losing back-to-back games to end season...Bus Whitehead was first-team All-Big Seven performer, led Cornhuskers in scoring and tallied school single-season record 360 points.

1950-51 Won 9, Lost 14

(4-8 in Big Seven, 5th)
Home: 7-2 (4-2) **Away:** 2-12 (0-6)
Coach: Harry Good

			NU	Opp.
L/A	12/2	Minnesota	41	55
W/H	12/4	Northwest Missouri St.	61	39
L/A	12/8	Washington	49	54
L/A	12/9	Washington	53	71
L/A	12/11	California*	59	62
W/A	12/12	Santa Clara	53	38
W/H	12/19	Northern Iowa	63	55
Big Seven Holiday Tournament				
W/KC	12/28	Missouri (8)	54	52
L/KC	12/29	Kansas State (20)	53	72
L/KC	12/30	Kansas (11)	47	63
W/H	1/3	South Dakota	74	49

L/A	1/6	Kansas (20)	41	66
W/H	1/8	Iowa State	51	49
L/A	1/15	Colorado	45	51
L/A	2/2	Iowa State	51	67
L/H	2/5	Kansas State (3)	50	79
L/H	2/10	Kansas (20)	52	61
L/A	2/12	Oklahoma	49	72
W/H	2/19	Missouri	54	52
W/H	2/24	Colorado	58	45
L/A	2/26	Kansas State (4)	48	74
W/H	3/3	Oklahoma	46	44
L/A	3/7	Missouri	57	68

*San Francisco, Calif.

Season Notes: After a 1-1 start in Big Seven play, the Huskers lost five straight, before winning three of last five league games to finish 4-8...Bob Pierce averaged team-high 16.7 points, broke NU single-season scoring mark with 384-point season...Jim Buchanan was only other player in double digits (12.9).

1951-52 Won 7, Lost 17

(3-9 in Big Seven, 7th)
Home: 7-4 (3-3) **Away:** 0-13 (0-6)
Coach: Harry Good

			NU	Opp.
W/H	12/1	Northern Iowa	60	44
L/H	12/8	Minnesota (15)	55	63
W/H	12/11	Northwest Missouri St.	59	43
W/H	12/15	Fresno State	72	48
L/A	12/19	Southern Methodist	55	61
L/A	12/20	Texas Christian (OT)	57	58
L/A	12/21	Tampa	76	81
L/A	12/22	Miami (Fla.)	60	70
Big Seven Holiday Tournament				
L/KC	12/27	Kansas State (5)	67	87
L/KC	12/28	Colorado	63	68
L/KC	12/29	Iowa State	66	75
W/H	1/5	Colorado	63	61
L/A	1/12	Kansas State (9)	36	71
L/H	1/14	Kansas (1)	66	69
W/H	1/26	South Dakota	82	59
L/A	1/28	Iowa State	72	78
L/H	2/2	Missouri	55	60
W/H	2/9	Oklahoma	67	66
L/A	2/11	Colorado	65	67
L/A	2/16	Kansas (4)	52	90
L/A	2/18	Oklahoma	59	65
W/H	2/25	Iowa State	75	53
L/H	3/1	Kansas State (3)	60	75
L/A	3/3	Missouri	53	68

Season Notes: Huskers posted second-straight losing record and finished last in league for first time since 1944-45 campaign...guard Jim Buchanan earned All-America honors and was first-team All-Big Seven pick...Buchanan led Huskers in scoring with 16.7 average.

1952-53 Won 9, Lost 11

(4-8 in Big Seven, 6th)
Home: 5-4 (2-4) **Away:** 4-7 (2-4)
Coach: Harry Good

			NU	Opp.
W/H	12/6	South Dakota	65	53
L/A	12/13	Minnesota	62	71
W/H	12/17	Springfield	82	73
W/A	12/20	Bradley	73	65
Big Seven Holiday Tournament				
L/KC	12/27	Kansas	66	73
W/KC	12/29	Iowa State	83	79
L/KC	12/30	Colorado	53	67
W/H	1/3	Harvard	92	53
W/A	1/5	Colorado	80	65
L/H	1/12	Kansas	59	65
L/H	1/17	Iowa State	60	78
W/H	1/19	Missouri	73	62
W/H	2/7	Kansas State (4)	80	67
L/H	2/9	Colorado	78	86
L/A	2/14	Kansas (9)	58	77
W/A	2/16	Oklahoma	59	53
L/A	2/21	Missouri	59	66
L/H	2/28	Oklahoma	70	78
L/A	3/2	Iowa State	66	93
L/A	3/10	Kansas State (8)	80	108

Season Notes: Huskers were 8-5 at one point, but lost six of final seven games to post third-straight losing season...Bill Johnson led team in both scoring (13.9) and rebounding (9.4).

1953-54 Won 8, Lost 13

(5-7 in Big Seven, tie 4th)
Home: 6-3 (4-2) **Away:** 2-10 (1-5)
Coach: Harry Good

			NU	Opp.
L/A	12/5	Minnesota (8)	64	75
W/H	12/12	Iowa	81	70
W/H	12/15	South Dakota	70	53
L/A	12/19	Oregon State (11)	55	83
L/A	12/21	Oregon	68	84
L/A	12/22	Oregon	72	74
Big Seven Holiday Tournament				
W/KC	12/26	Kansas State	78	74
L/KC	12/29	Oklahoma	70	86
L/KC	12/30	Missouri	57	72
W/A	1/4	Iowa State	74	60
W/H	1/9	Oklahoma	76	72
W/H	1/11	Kansas State	88	75
W/H	1/18	Missouri	80	72
L/A	2/6	Kansas State	70	91
L/H	2/8	Colorado	67	75
L/A	2/13	Kansas (19)	68	79
L/A	2/15	Oklahoma	68	76
L/A	2/20	Colorado	58	83



NU's 1949-50 team tied Kansas and Kansas State for the Big Seven title with an 8-4 record.



L/H	2/22	Kansas	62	67
W/H	2/27	Iowa State	78	65
L/A	3/1	Missouri	67	82

Season Notes: Huskers got off to 3-6 start, opened Big Seven play with four-straight wins, but lost six-straight and seven of their final eight games to finish 8-13...Bill Johnson led team in both scoring (18.2) and rebounding (11.2) for second-straight season...Johnson's scoring average stood as NU record for 13 seasons...Johnson grabbed NU single-game record 26 rebounds in Jan. 4 game at Iowa State.

1954-55 Won 9, Lost 12

(6-6 in Big Seven, tie 3rd)
Home: 7-1 (5-1) **Away:** 2-11 (1-5)
Coach: Jerry Bush

			NU	Opp.
L/A	12/6	Iowa	61	84
W/H	12/11	South Dakota	87	51
W/A	12/18	Bradley	93	68
L/A	12/20	Alabama (19)	76	88
L/A	12/22	Memphis State	79	86

Big Seven Holiday Tournament

L/KC	12/27	Missouri (7)	58	75
L/KC	12/29	Colorado	47	89
L/KC	12/30	Kansas	66	69
W/H	1/4	Iowa State	76	63
L/A	1/8	Missouri (9)	59	67
W/H	1/11	Kansas State	69	59
W/H	1/15	Kansas	66	62
W/H	1/21	Northwest Missouri St.	74	54
L/A	2/5	Kansas State	62	79
W/H	2/7	Colorado	84	77
W/H	2/12	Oklahoma	75	67
L/H	2/14	Missouri	73	76
W/A	2/19	Kansas	68	55
L/A	2/21	Oklahoma	76	78
L/A	2/26	Iowa State	75	82
L/A	3/5	Colorado	66	77

Season Notes: Under the direction of first-year mentor Jerry Bush, the Huskers finished 9-12...Bush, who replaced Harry Good as NU's coach, came to Lincoln after posting a 129-59 record in seven years at Toledo...Huskers were 9-9 after 18 games, but lost last three games to record school's fifth-straight losing season...Willard Fagler led team in scoring with 13.6 average, while Rex Ekwall averaged team-high 11.5 rebounds per game.

1955-56 Won 7, Lost 16

(3-9 in Big Seven, 6th)
Home: 5-5 (2-4) **Away:** 2-11 (1-5)
Coach: Jerry Bush

			NU	Opp.
L/A	12/3	Iowa (4)	51	60
W/H	12/9	Texas Tech (OT)	69	63
L/A	12/10	Michigan	71	77
L/A	12/12	Wichita State	46	71
W/H	12/16	UCLA	71	65
L/A	12/19	Wisconsin	52	71
L/H	12/21	Vanderbilt (8)	48	66

Big Seven Holiday Tournament

L/KC	12/28	Missouri	66	71
W/KC	12/29	Cornell (N.Y.)	70	69
L/KC	12/30	Kansas State	51	79
L/A	1/7	Colorado	63	78
W/H	1/16	Missouri	83	77
L/H	1/21	Colorado	50	77
W/H	2/4	Emporia State	72	59
L/H	2/6	Kansas State	52	66
L/A	2/11	Kansas	56	80
W/A	2/13	Oklahoma (OT)	68	61
L/H	2/18	Iowa State (OT)	69	71
L/A	2/20	Kansas State	50	73
L/H	2/25	Kansas	56	60
W/H	3/3	Oklahoma (OT)	64	63
L/A	3/5	Missouri	80	88
L/A	3/9	Iowa State	74	94

Season Notes: Biggest win of season was 71-65 homecourt decision over eventual Pac-8 Conference champion UCLA, the only time an NU team beat a John Wooden-coached Bruin squad...three of NU's seven wins were in overtime...Rex Ekwall led NU in both scoring (14.9) and rebounding (10.7).

1956-57 Won 11, Lost 12

(5-7 in Big Seven, tie 4th)
Home: 7-2 (4-2) **Away:** 4-10 (1-5)
Coach: Jerry Bush

			NU	Opp.
L/A	11/30	UCLA	56	69
L/A	12/1	UCLA	60	78
W/H	12/3	Iowa	67	43
W/H	12/8	Michigan	73	60
W/H	12/10	Wisconsin	53	51
W/H	12/17	Purdue	65	62

W/A	12/20	Texas Tech	67	66
L/A	12/22	Vanderbilt	54	78

Big Seven Holiday Tournament

L/KC	12/27	Michigan State	65	79
W/KC	12/28	Missouri	70	65
L/KC	12/29	Iowa State (17)	69	89
W/H	1/7	Colorado	74	52
L/A	1/12	Colorado	56	60
W/A	1/19	Missouri	84	65
L/A	2/4	Kansas State	53	89
L/H	2/9	Kansas (2)	54	69
W/A	2/11	Missouri	53	49
L/A	2/16	Iowa State (9)	47	59
L/H	2/18	Kansas State	56	81
L/A	2/23	Kansas (2)	60	87
L/A	2/25	Oklahoma	53	55
W/H	3/6	Oklahoma	64	55
W/H	3/9	Iowa State (17)	67	58

Season Notes: After 0-2 start, Huskers won five-straight games, with four of those victories against Big Ten institutions...NU was 8-6 after Jan. 19 win over Missouri, but dropped five of its next seven games to ensure seventh-straight losing season...Rex Ekwall led team in both scoring (13.3) and rebounding (9.3).

1957-58 Won 10, Lost 13

(5-7 in Big Seven, tie 4th)
Home: 9-2 (5-1) **Away:** 1-11 (0-6)
Coach: Jerry Bush

			NU	Opp.
W/H	12/2	South Dakota State	64	52
W/H	12/5	Wyoming	77	66
L/A	12/7	Michigan	57	81
L/A	12/9	Notre Dame	56	69
L/H	12/14	Purdue	61	70
W/H	12/16	Denver	68	63
W/H	12/19	Ohio	61	53
L/A	12/21	Marquette	64	79

Big Seven Holiday Tournament

W/KC	12/27	Princeton	74	64
L/KC	12/28	Kansas State (3)	57	88
L/KC	12/30	Iowa State (20)	51	61
L/A	1/6	Missouri	54	55
L/A	1/11	Kansas State (4)	59	74
W/H	1/13	Oklahoma	57	54
L/H	1/18	Iowa State	52	57
L/A	2/1	Iowa State	63	78
L/A	2/8	Kansas (2)	46	102
L/A	2/10	Oklahoma	39	66
W/H	2/12	Missouri (OT)	67	62
W/H	2/17	Colorado	50	41
W/H	2/22	Kansas (4)	43	41
W/H	3/3	Kansas State (1)	55	48
L/A	3/8	Colorado	52	54

Season Notes: After splitting its first eight games, NU lost eight of its next nine games before winning four of final five games...two of the school's most-memorable wins came late in season...Kansas handed NU its worst loss ever, 102-46, at Lawrence, but Huskers avenged loss by knocking off fourth-ranked Jayhawks in Lincoln, 43-41...NU guard Jimmy Kubaeki hit a 15-foot jumper with two seconds left to give the Huskers the win over the Wilt Chamberlain-led Jayhawks...nine days later, the Huskers shocked No. 4 Kansas State and Omaha native Bob Boozer...K-State went into March 3 game ranked fourth in AP poll, but was No. 1 when the new poll was released on March 4...Wilson Fitzpatrick and Gary Reimers both averaged a team-best 11.5 points per game, while Herschell Turner led team in rebounding with an 8.2 average.

1958-59 Won 12, Lost 13

(5-9 in Big Eight, tie 5th)
Home: 9-3 (4-3) **Away:** 3-10 (1-6)
Coach: Jerry Bush

			NU	Opp.
W/H	12/1	Northwest Missouri St.	85	44
W/H	12/6	Montana State	75	43
W/H	12/8	Marquette (17)	62	60
L/A	12/13	Minnesota	57	78
W/H	12/15	Texas Tech	54	46
L/A	12/18	Bradley (11)	48	85
L/A	12/20	Michigan State (15)	55	80

Big Eight Holiday Tournament

W/KC	12/27	Oklahoma State	55	48
L/KC	12/29	Colorado	50	54
W/KC	12/30	Oklahoma	60	43
L/A	1/5	Colorado	50	57
W/H	1/10	Oklahoma State	47	44
W/H	1/12	Missouri	81	69
W/H	1/17	Iowa State	52	49
W/H	1/31	Detroit	91	77
L/H	2/2	Kansas State (3)	43	50
L/A	2/7	Oklahoma State	39	54
L/A	2/9	Oklahoma	48	54
L/H	2/14	Kansas	55	63

L/A	2/21	Kansas	50	66
W/H	2/23	Colorado	62	61
L/A	2/28	Iowa State	56	59
W/A	3/2	Missouri	81	79
L/H	3/5	Oklahoma	54	65
L/A	3/9	Kansas State (2)	54	76

Season Notes: NU finished with best record in nine-year tenure of Coach Jerry Bush...NU was 12-11 heading into final two games, and needed one win to secure first winning season since 1949-50, but it dropped both games to finish 12-13...Herschell Turner led team in scoring (17.1) and rebounding (9.8)...Turner was first-team All-Big Eight pick by United Press International...Turner's scoring average was best for NU player since Bill Johnson's 18.2 mark in 1953-54...Oklahoma State's addition to the league made the Big Seven the Big Eight.

1959-60 Won 7, Lost 17

(4-10 in Big Eight, tie 7th)
Home: 6-5 (4-3) **Away:** 1-12 (0-7)
Coach: Jerry Bush

			NU	Opp.
W/H	12/5	Air Force	68	54
W/H	12/7	Minnesota	76	66
L/H	12/14	Notre Dame	62	70
L/H	12/17	Michigan State (20T)	80	82
L/A	12/19	Oregon State	60	63
L/N*	12/21	Oregon State	65	67
L/A	12/23	Montana State	58	64

Big Eight Holiday Tournament

L/KC	12/26	Colorado	55	64
L/KC	12/29	Kansas State	63	71
W/KC	12/30	Missouri	78	67
L/A	1/4	Iowa State	53	57
L/H	1/9	Kansas	47	60
L/A	1/11	Missouri	61	69
L/A	1/16	Colorado (OT)	57	62
L/H	1/30	Colorado	54	58
W/H	2/1	Missouri	64	59
L/A	2/6	Oklahoma State	47	52
L/A	2/8	Oklahoma	54	63
W/H	2/13	Iowa State	69	49
W/H	2/20	Kansas State	70	60
L/H	2/22	Oklahoma	49	50
W/H	2/27	Oklahoma State	54	47
L/A	3/5	Kansas State	74	83
L/A	3/7	Kansas	74	79

*Portland, Ore.

Season Notes: After a 2-0 start, NU lost seven straight and 12 of its next 13 games and went on to finish 7-17...Herschell Turner was a first-team All-Big Eight performer after leading team in scoring (15.9) and rebounding (8.0) for second-straight season...Turner became first 1,000-point career scorer in school history, finishing with 1,056 points.

1960-61 Won 10, Lost 14

(4-10 in Big Eight, 6th)
Home: 7-5 (3-4) **Away:** 3-9 (1-6)
Coach: Jerry Bush


			NU	Opp.
W/H	12/1	Northern Iowa	78	68
L/H	12/3	Wichita State	63	65
W/H	12/7	Utah State	65	60
W/H	12/13	Denver	77	52
L/A	12/17	Detroit (3)	62	71
L/A	12/19	Cincinnati	60	75
W/H	12/21	Arizona	79	55

Big Eight Holiday Tournament

L/KC	12/28	Kansas	53	78
W/KC	12/29	Missouri	90	72
W/KC	12/30	Oklahoma State	70	61
W/H	1/7	Missouri	62	48
W/H	1/9	Colorado (OT)	65	61
L/A	1/14	Colorado*	51	66
L/H	1/21	Iowa State	58	66
L/A	2/4	Oklahoma State	47	55
L/A	2/6	Oklahoma	58	69
L/H	2/11	Kansas	33	38
L/A	2/13	Iowa State	62	68
L/H	2/18	Oklahoma State	61	65
W/H	2/20	Oklahoma	83	61
W/A	2/25	Kansas	69	68
L/H	2/27	Kansas State (7)	67	77
L/A	3/4	Kansas State (7)	56	75
L/A	3/6	Missouri	76	97

*CU won game, but later forfeited

Season Notes: After back-to-back wins over Oklahoma and Kansas in late February, Huskers stood 10-11 and needed two wins in final three games to secure first winning season since 1949-50, but NU lost all three games to finish 10-14...Tom Russell led NU in both scoring (12.5) and rebounding (9.7).



Hershell Turner (left) earned All-Big Eight honors for Coach Jerry Bush.

L/A	1/14	Kansas	48	74
W/H	1/18	Oklahoma City	74	65
L/A	2/1	Missouri	60	78
L/H	2/3	Kansas State (OT)	66	73
W/H	2/8	Oklahoma (2OT)	76	69
W/H	2/10	Oklahoma State	54	53
L/H	2/15	Colorado	52	60
L/A	2/17	Kansas State	48	50
W/H	2/22	Iowa State	57	55
L/H	2/24	Kansas	55	64
L/A	2/29	Oklahoma State	45	81
L/A	3/2	Oklahoma	76	82
L/A	3/9	Colorado (10)	73	89

Season Notes: After guiding Idaho to a 22-5 record in 1962-63, Joe Cipriano is tabbed as the Huskers' 22nd basketball coach, replacing Jerry Bush, who resigned after the 1962-63 season...NU scored 79-72 win over Wyoming in Cipriano's debut, then lost nine straight before opening Big Eight play with a 55-52 win at Iowa State...Charlie Jones led NU in scoring (12.9) and rebounding (6.8).

1964-65 Won 10, Lost 15

(5-9 in Big Eight, tie 6th)
Home: 8-4 (3-4) **Away:** 2-11 (2-5)
Coach: Joe Cipriano

			NU	Opp.
L/A	12/3	Wyoming	68	94
W/H	12/5	Purdue	96	85
W/H	12/7	South Dakota	74	63
W/H	12/12	Michigan (1)	74	73
L/A	12/18	Texas	73	77
L/A	12/20	Texas Tech	78	82
W/H	12/21	California	87	80
W/H	12/22	California	63	59

Big Eight Holiday Tournament

L/KC	12/28	Colorado	52	70
L/KC	12/29	Oklahoma State	61	74
L/KC	12/30	Iowa State	62	69
L/H	1/4	Kansas	56	66
L/A	1/9	Oklahoma State	54	93
L/A	1/11	Oklahoma	82	89
W/H	1/18	Iowa State	88	77
L/H	1/23	Oklahoma State	53	55
L/A	2/6	Colorado	52	62
W/A	2/9	Kansas State	62	57
W/H	2/13	Colorado	66	59
L/A	2/15	Missouri	74	92
W/A	2/20	Iowa State	69	65
L/A	2/23	Kansas	62	71
W/H	2/27	Oklahoma	67	63
L/A	3/2	Missouri	66	84
L/H	3/8	Kansas State	67	79

Season Notes: Fred Hare's buzzer-beater gave Huskers 74-73 homecourt upset win over top-ranked Michigan...Hare led NU in both scoring (15.2 ppg) and rebounding (7.4 rpg)...NU started 5-3, then dropped six-straight and nine of its next 10 to assure 15th-straight losing season.

1965-66 Won 20, Lost 5

(12-2 in Big Eight, 2nd)
Home: 11-0 (7-0) **Away:** 9-5 (5-2)
Coach: Joe Cipriano

			NU	Opp.
W/A	12/1	Wisconsin	101	88
W/H	12/7	Oregon State	75	63
L/A	12/10	California	71	87
W/A	12/11	California	70	68
W/H	12/14	Texas	75	64
W/H	12/18	South Dakota	77	60
W/H	12/20	Stanford	71	67

Big Eight Holiday Tournament

W/KC	12/27	Missouri (OT)	69	67
W/KC	12/29	Oklahoma	92	79
L/KC	12/30	Kansas (4)	61	71
W/A	1/4	Iowa State	76	74
W/H	1/8	Missouri	82	60
W/A	1/15	Kansas State	82	71
W/H	1/18	Kansas (6)	83	75
W/H	1/22	Oklahoma	86	78
W/A	2/5	Oklahoma State (OT)	45	41
W/A	2/7	Oklahoma	85	81
L/A	2/8	9/Oklahoma City (OT)	81	85
W/H	2/12	9/Iowa State	81	70
W/A	2/19	9/Missouri	71	53
W/H	2/21	9/Colorado	70	63
L/A	2/26	8/Kansas (6)	73	110
W/H	3/1	9/Kansas State	79	69
L/A	3/5	Colorado	88	95
W/H	3/7	Oklahoma State	85	64

1961-62 Won 9, Lost 16

(5-9 in Big Eight, tie 5th)
Home: 5-5 (2-5) **Away:** 4-11 (3-4)
Coach: Jerry Bush

			NU	Opp.
L/A	12/4	Wichita State	49	79
W/H	12/7	Southern Methodist	63	60
L/A	12/9	Air Force	49	58
W/H	12/11	Notre Dame	65	61
W/H	12/16	Ohio	81	64
L/A	12/20	Wyoming	70	71
L/A	12/22	California	49	50
L/A	12/23	Stanford	59	72

Big Eight Holiday Tournament

L/KC	12/27	Kansas State (3)	48	60
W/KC	12/29	Oklahoma State	52	51
L/KC	12/30	Kansas	68	69
W/A	1/6	Kansas	69	67
W/H	1/10	Oklahoma	57	56
L/H	1/13	Colorado	56	58
L/A	1/20	Iowa State	72	84
L/A	2/3	Kansas State (4)	53	72
W/H	2/5	Oklahoma State	57	56
L/A	2/10	Colorado	63	74
L/H	2/12	Iowa State	66	79
W/A	2/17	Missouri	65	63
L/H	2/21	Kansas	70	73
L/H	2/24	Missouri	63	81
L/A	3/3	Oklahoma State	64	65
W/A	3/5	Oklahoma (OT)	71	69
L/H	3/7	Kansas State (3)	60	84

Season Notes: Six losses by three or fewer points gave Huskers 9-16 record rather than 15-10 mark...for second-straight season, Tom Russell led NU in both scoring (16.5) and rebounding (8.0)...Russell also ranked seventh nationally in field goal percentage at .560...Russell scored then-school-record 38 points in Huskers' 73-70 homecourt loss to Kansas.

1962-63 Won 6, Lost 19

(1-13 in Big Eight, 8th)
Home: 4-9 (1-6) **Away:** 2-10 (0-7)
Coach: Jerry Bush

			NU	Opp.
W/A	12/1	Texas Tech	68	66
L/A	12/3	Houston	61	68
W/H	12/8	Air Force	43	39
W/H	12/10	Northern Iowa	78	59
L/H	12/15	Denver	54	63
W/H	12/17	Miami (Ohio)	72	69

L/H	12/21	Southern California	49	58
L/H	12/22	Southern California	53	55

Big Eight Holiday Tournament

L/KC	12/26	Iowa State	68	82
L/KC	12/28	Colorado (17)	47	59
W/KC	12/29	Oklahoma	93	86
L/H	1/7	Colorado	47	75
L/A	1/12	Kansas State	53	66
L/A	1/19	Kansas	53	72
L/H	2/2	Kansas State	60	72
L/A	2/4	Iowa State	69	83
L/H	2/9	Missouri	61	69
L/H	2/11	Iowa State	54	75
L/A	2/16	Oklahoma State	41	51
L/A	2/18	Oklahoma	77	84
L/H	2/23	Kansas	39	45
W/H	2/25	Oklahoma State	49	48
L/H	3/2	Oklahoma	75	77
L/A	3/4	Colorado	51	80
L/A	3/6	Missouri	72	84

Season Notes: After a 4-2 start, NU lost 14 of next 15 games, including 10 straight to open Big Eight Conference play...Huskers avert winless conference record and snap 10-game losing streak with 49-48 win over Oklahoma State late in February...season was last for Coach Jerry Bush, who resigned following the season after nine years at the helm...the 19 losses were most ever in one year for a Huskerteam...Daryl Petsch led team in scoring with 14.8 average, while Charlie Jones was club's top rebounder (8.2).

1963-64 Won 7, Lost 18

(5-9 in Big Eight, tie 6th)
Home: 6-5 (4-3) **Away:** 1-13 (1-6)
Coach: Joe Cipriano

			NU	Opp.
W/H	12/2	Wyoming	79	72
L/A	12/6	Michigan (7)	55	80
L/A	12/7	Purdue	75	81
L/H	12/9	Texas Tech	60	76
L/H	12/14	Houston	58	64
L/A	12/20	Southern California	73	79
L/A	12/21	Southern California	64	79

Big Eight Holiday Tournament

L/KC	12/26	Kansas State	78	100
L/KC	12/28	Oklahoma	66	75
L/KC	12/30	Colorado (17)	58	80
W/A	1/6	Iowa State	55	52
W/H	1/11	Missouri (OT)	74	69



Season Notes: The frustration of 15 straight losing seasons was wiped out in the Big Red's 20-5 campaign that ended one win short of a share of the school's first league title in some 15 years...NU headed into the final week of conference play tied with Kansas for the league's top spot, but a loss at Colorado ended the Huskers' title hopes...Huskers posted only second 20-win season in school history, first in some 45 seasons...NU moved into the wire service polls for the first time ever, was rated as high as eighth and finished 11th in the final United Press International listing...Grant Simmons was first-team All-Big Eight pick and landed a spot on the USBWA District V all-star team...Stuart Lantz finished second in Big Eight sophomore-of-the-year voting to KU standout Jo Jo White...NU topped century mark for first time ever in 101-88 victory at Wisconsin to open season; later made first appearance in Big Eight Holiday tournament championship game.

1966-67 Won 16, Lost 9

(10-4 in Big Eight, tie 2nd)
Home: 10-1 (6-1) **Away:** 6-8 (4-3)
Coach: Joe Cipriano

		NU	Opp.
W/H	12/2	Oregon	79 56
L/A	12/7	Wyoming	98 102
W/H	12/10	Pacific	90 78
W/H	12/12	Washington State	100 75
W/H	12/13	Washington State	80 78
Vanderbilt Invitational*			
L/N	12/16	LaSalle*	76 99
W/N	12/17	Portland*	71 69
Big Eight Holiday Tournament			
L/KC	12/27	Kansas State	81 98
W/KC	12/29	Oklahoma State	73 64
L/KC	12/30	Colorado	66 73
W/A	1/7	Oklahoma State	67 57
L/A	1/9	Oklahoma	87 99
W/H	1/14	Colorado	84 80
W/H	1/26	Oklahoma	97 78
W/H	1/28	Missouri	99 82
W/A	2/4	Kansas State	67 59
L/A	2/7	Kansas (7)	58 84
W/H	2/11	Iowa State	94 82
W/A	2/18	Iowa State	76 65
W/H	2/25	Kansas State	79 71
W/A	2/28	Missouri	80 73
L/H	3/4	Kansas (5)	57 64
W/H	3/6	Oklahoma State	88 71
L/A	3/11	Colorado	57 64
National Invitation Tournament			
L/NYC	3/13	Marshall	88 119

*Nashville, Tenn.

Season Notes: Nebraska, the Big Eight preseason title favorite, finished second in the league race, three games back of first-place Kansas...the Huskers, though, landed their first National Invitation Tournament bid ever, but dropped a 119-88 decision to Marshall in the first round at Madison Square Garden...NU posted back-to-back winning seasons for first time since 1948-49 and 1949-50 campaigns...Stuart Lantz earned first-team All-Big Eight recognition and landed a spot on the USBWA District V all-star squad...Tom Baack and Nate Branch were second-team all-league picks...school-record 20-game homecourt win string snapped by Kansas in late February...after season, Coach Cipriano took Huskers on 13-game Latin American tour.

1967-68 Won 15, Lost 10

(8-6 in Big Eight, tie 3rd)
Home: 9-1 (6-1) **Away:** 6-9 (2-5)
Coach: Joe Cipriano

		NU	Opp.
W/H	12/4	Fullerton State	111 74
W/H	12/5	South Dakota	94 61
L/A	12/8	Washington State	70 93
W/A	12/9	Washington State	91 76
L/A	12/11	Hawaii	74 82
L/A	12/13	Hawaii	72 86
L/A	12/20	Michigan State	70 74
W/H	12/23	Wyoming	82 74
Big Eight Holiday Tournament			
W/KC	12/28	Oklahoma	75 65
W/KC	12/29	Oklahoma State	48 46
W/KC	12/30	Kansas State	66 62
L/A	1/5	Iowa State	70 85
L/A	1/9	Kansas State	62 78
W/H	1/13	Missouri	75 66
W/H	1/27	Oklahoma	110 90
W/H	2/1	Colorado	87 73
W/A	2/3	Oklahoma State	63 62
W/A	2/5	Oklahoma	89 83
W/H	2/10	Kansas State	92 68
L/A	2/17	Kansas	60 71
W/H	2/19	Oklahoma State	82 73
L/A	2/24	Colorado	73 75
W/H	2/27	Kansas	76 69
L/H	3/1	Iowa State (OT)	92 93
L/A	3/7	Missouri	70 91

Season Notes: For the first time ever, NU had two 1,000-point career scorers on the floor at the same time, as Tom Baack and Stuart Lantz reached that plateau during the 1967-68 campaign...Baack finished three-year career with a then-school-record 1,293 points and would later become Husker assistant coach...Lantz logged 1,266 points over his three-year career and was a first-team All-Big Eight pick and a District V all-star as a senior...Lantz was a third-round draft pick of the National Basketball Association's San Diego Rockets and would go on to play eight seasons of pro hoops...Baack was a 10th-round pick of the Detroit Pistons...NU won its first Big Eight Holiday title, scoring wins over Oklahoma, Oklahoma State and Kansas State...Huskers' post third straight .500 or better record, a feat the school hadn't accomplished since a three-year string from 1929 through 1931.

1968-69 Won 12, Lost 14

(5-9 in Big Eight, tie 6th)
Home: 8-3 (4-3) **Away:** 4-11 (1-6)
Coach: Joe Cipriano

		NU	Opp.
W/H	11/30	Wisconsin	68 55
L/A	12/6	Oregon State	67 79
W/A	12/7	Oregon	85 77
W/H	12/10	Wichita State (3OT)	94 92
W/H	12/14	Augustana (S.D.)	73 56
W/H	12/16	Michigan State	73 59
Sun Devil Classic*			
L/A	12/20	Arizona State*	76 83
L/N	12/21	California*	73 86
L/A	12/23	Arizona	63 68
Big Eight Holiday Tournament			
L/KC	12/26	Kansas	56 82
W/KC	12/28	Oklahoma	70 47
W/KC	12/30	Missouri	76 70
L/H	1/4	Kansas (5)	52 56
L/A	1/7	Kansas State	72 95
L/A	1/25	Iowa State (OT)	93 99
L/H	1/27	Oklahoma State	52 76
W/H	2/1	Missouri	87 71
W/H	2/3	Oklahoma	90 83
L/A	2/8	Colorado (20)	81 83
L/A	2/11	Missouri	60 79
L/H	2/15	Iowa State (OT)	74 75
L/A	2/22	Kansas (16)	73 79
W/H	2/24	Colorado (18)	79 65
W/H	3/1	Kansas State	88 71
L/A	3/6	Oklahoma State	63 72
W/A	3/8	Oklahoma	70 64

*Tempe, Ariz.

Season Notes: Leroy Chalk led Big Eight in field goal percentage with a .538 mark and grabbed a then-school-record 257 rebounds...another sophomore, Marvin Stewart, led NU in scoring with a 14.6 average...Huskers started Big Eight play 0-4, then went 5-5 in final 10 league games.

1969-70 Won 16, Lost 9

(7-7 in Big Eight, tie 3rd)
Home: 10-1 (6-1) **Away:** 6-8 (1-6)
Coach: Joe Cipriano

		NU	Opp.
W/H	12/1	California-Irvine	76 73
W/A	12/4	Augustana	75 56
W/A	12/6	Wichita State (OT)	81 79
W/H	12/9	Duquesne (7)	82 77
L/A	12/12	Houston* (20)	82 112
W/N	12/13	Texas A&M*	78 69
W/H	12/15	Northern Michigan	92 68
W/H	12/20	Arizona	79 69
Big Eight Holiday Tournament			
L/KC	12/27	Colorado (16)	60 72
W/KC	12/29	Iowa State	74 66
W/KC	12/30	Kansas	78 73
L/A	1/6	Iowa State	70 72
L/H	1/13	Kansas State	64 71
W/H	1/17	Colorado	60 58
W/A	1/31	Oklahoma	70 60
L/A	2/2	Oklahoma State	58 81
W/H	2/7	Kansas	84 73
L/A	2/10	Colorado	59 76
W/H	2/14	Missouri	60 48
L/A	2/17	Kansas	87 100
L/A	2/21	Kansas State	62 69
W/H	2/23	Oklahoma	79 66
L/A	2/28	Missouri	63 80
W/H	3/2	Oklahoma State	61 55
W/H	3/7	Iowa State	87 81

*Houston, Texas

Season Notes: Huskers won nine of first 11 games, went 7-7 in Big Eight to finish 16-9 overall...Tom Scantlebury led team in scoring with a 14.5 average, but junior Marvin Stewart, the Huskers' top point producer in 1968-69, averaged 14.3 points through 14 games, then missed last 11 games because of academic problems...Leroy Chalk led team in rebounding for second-straight season with a 9.4 average.

1970-71 Won 18, Lost 8

(8-6 in Big Eight, 4th)
Home: 10-2 (5-2) **Away:** 8-6 (3-4)
Coach: Joe Cipriano


		NU	Opp.
W/A	12/1	Wyoming	68 63
W/H	12/5	Iowa	73 71
W/H	12/7	Northern Iowa	95 71
W/A	12/11	Texas Christian	69 64
L/A	12/12	Southern Methodist	75 80
W/H	12/14	Nevada-Reno	116 71
Husker Classic*			
W/H	12/18	Miami (Fla.)*	85 58
W/H	12/19	Colorado State*	69 65
W/A	12/23	Wichita State	72 71
Big Eight Holiday Tournament			
W/KC	12/28	Oklahoma State	71 58
W/KC	12/29	Colorado	77 67
L/KC	12/30	Kansas (8)	52 72
L/A	1/9	Kansas State	69 70
W/H	1/16	Iowa State	84 62
W/H	1/30	Oklahoma State	80 59
L/A	2/1	Oklahoma	67 79
L/H	2/6	Kansas (5)	67 81
W/A	2/9	Iowa State (OT)	69 67
W/H	2/13	Missouri	81 72
W/A	2/16	Colorado	65 63
W/A	2/20	Oklahoma State	57 55
L/H	2/22	Oklahoma	56 65
L/H	2/27	Missouri	65 77
W/H	3/2	Kansas State	87 71
W/H	3/6	Colorado	85 71
L/A	3/13	Kansas (4)	54 59

Season Notes: Marvin Stewart became first NU player to average 20 points in a season, finished with school-record 21.4 point-per-game average...Stewart led Big Eight in free-throw percentage at .824, became third NU player to top 1,000-point plateau for career, finished with 1,138 points...Stewart was first-team All-Big Eight pick and was named to all-tourney team at Big Eight Holiday Tournament...NU center Chuck Jura hit school-record and Big Eight-best .592 from field...NU won own Husker Classic and later advanced to title game of Big Eight Holiday Tournament for third time ever (lost to KU in title game, 72-52)...Cipriano became first 100-game winner in school history with Huskers' 69-64 win at Texas Christian...Moe Iba joined Cip's staff as freshman coach...KU won Big Eight title with 14-0 record, first unbeaten champ since Kansas State in 1958-59.

1971-72 Won 14, Lost 12

(7-7 in Big Eight, 4th)
Home: 11-3 (6-1) **Away:** 3-9 (1-6)
Coach: Joe Cipriano

		NU	Opp.
W/H	12/1	Wyoming	81 63
L/H	12/3	San Diego State	61 63
L/H	12/4	Wichita State	61 74
L/A	12/6	Duquesne	53 75
W/H	12/11	Southern Methodist	84 76
Husker Classic*			
W/H	12/17	Idaho*	90 49
W/H	12/18	LaSalle*	75 60
L/A	12/21	Iowa	77 86
W/H	12/23	San Jose State	80 63



Grant Simmons was NU's first academic All-Big Eight player.

Big Eight Holiday Tournament					
L/KC	12/27	Missouri	64	76	
W/KC	12/29	Oklahoma State	64	56	
W/KC	12/30	Oklahoma	84	68	
W/H	1/8	Oklahoma State	73	59	
W/H	1/10	Oklahoma	77	70	
W/H	1/15	Colorado	67	55	
W/A	1/26	Oklahoma State	64	63	
L/A	1/29	Kansas (OT)	55	57	
W/H	2/1	Kansas State	61	60	
L/A	2/7	Oklahoma	70	72	
W/H	2/12	Iowa State	76	71	
L/A	2/15	Missouri (14)	65	80	
W/H	2/19	Kansas	99	78	
L/A	2/26	Colorado	57	67	
L/H	3/4	Missouri (19)	54	61	
L/A	3/6	Iowa State	67	76	
L/A	3/11	Kansas State (OT)	76	81	

Season Notes: Center Chuck Jura was first-team All-Big Eight pick and first-team Academic All-Big Eight...Jura led NU in both scoring (21.2) and rebounding (11.7)...his 11.7 rebound average was a school record and topped Big Eight...Jura finished his career with totals of 1,255 points and 740 rebounds...NU won Husker Classic for second-straight season.

1972-73 Won 9, Lost 17

(4-10 in Big Eight, tie 6th)
Home: 4-5 (2-5) **Away:** 5-12 (2-5)
Coach: Joe Cipriano

			NU	Opp.
W/H	11/24	North Texas	64	46
L/A	12/1	Wyoming	59	65
Mountaineer Classic*				
L/N	12/8	California*	50	75
W/N	12/9	Air Force*	57	53
W/H	12/11	Texas Christian	72	58
Kentucky Invitational**				
L/A	12/15	Kentucky**	60	85
L/N	12/16	Colorado State**	51	57
Big Eight Holiday Tournament				
L/KC	12/27	Iowa State	64	75
W/KC	12/29	Kansas	74	72
L/KC	12/30	Oklahoma State	73	75
W/N	1/4	Georgia State***	63	54
L/N	1/6	North Carolina**** (9)	62	79
L/H	1/13	Oklahoma State	55	68
W/H	1/15	Oklahoma	74	67
L/H	1/27	Missouri (7)	65	78
L/A	1/30	Iowa State	60	81
L/H	2/3	Kansas State (18)	55	82
L/H	2/6	Colorado	59	67
W/A	2/10	Kansas	59	46
L/A	2/17	Oklahoma	59	67
W/A	2/19	Oklahoma State	76	64
W/H	2/24	Kansas	62	59
L/H	2/27	Iowa State	76	82
L/A	3/3	Kansas State (18)	70	97
L/A	3/6	Colorado	63	71
L/A	3/10	Missouri (12)	70	86

*Morgantown, West Virginia
 **Lexington, Ky.
 ***Decatur, Ga.
 ****Greensboro, N.C.

Season Notes: Without departed All-Big Eight center Chuck Jura, Huskers finished 9-17...NU's last losing season until 1987-88...freshman Jerry Fort led NU in scoring with 14.5 average, first Husker frosh ever to lead team in that department.

1973-74 Won 14, Lost 12

(7-7 in Big Eight, 4th)
Home: 11-2 (5-2) **Away:** 3-10 (2-5)
Coach: Joe Cipriano

			NU	Opp.
W/H	12/1	Wyoming	70	62
W/H	12/3	Minnesota-Duluth	77	50
Vanderbilt Invitational*				
L/A	12/7	Vanderbilt*	58	82
L/N	12/8	Middle Tennessee State*	65	76
W/H	12/11	Georgia State (OT)	78	75
W/H	12/14	Northeast Missouri St.	67	54
W/H	12/15	MacMurray	76	50
W/H	12/20	Northern Iowa	73	55
Big Eight Holiday Tournament				
L/KC	12/27	Kansas State (18)	47	68
W/KC	12/28	Oklahoma State	69	62
L/KC	12/29	Kansas	66	75
L/A	1/7	Wichita State	58	66
L/A	1/12	Kansas	64	79
W/H	1/19	Oklahoma	63	58
L/H	1/22	Kansas State	65	73
L/A	1/26	Oklahoma State	66	79
L/A	1/28	Oklahoma	63	85

W/H	2/5	Iowa State (30T)	91	88
W/H	2/9	Missouri	75	58
L/A	2/12	Colorado	64	65
W/A	2/16	Missouri	88	87
W/H	2/23	Oklahoma State	71	63
L/H	2/26	Kansas (15)	46	51
W/A	3/2	Kansas State	58	54
W/H	3/5	Colorado	65	42
L/A	3/9	Iowa State	58	76

*Nashville, Tenn.

Season Notes: Sophomore guard Jerry Fort led NU in scoring for second-straight season with 18.0 average and was first-team All-Big Eight pick...Huskers toured Italy following season and finished 2-5 on their three-week journey.

1974-75 Won 14, Lost 12

(7-7 in Big Eight, 4th)
Home: 8-3 (5-2) **Away:** 6-9 (2-5)
Coach: Joe Cipriano

			NU	Opp.
W/H	11/30	South Dakota State	87	72
Sun Devil Classic*				
W/N	12/6	Long Beach State*	67	55
L/A	12/7	Arizona State*	62	83
W/A	12/10	North Texas	69	56
W/H	12/14	Wichita State	78	65
L/H	12/17	San Jose State	66	80
Indiana Classic**				
W/N	12/20	Southern Methodist**	69	67
L/A	12/21	Indiana** (2)	60	97
W/H	12/23	Vanderbilt	81	66

Big Eight Tournament

W/KC	12/26	Oklahoma	75	64
L/KC	12/28	Kansas	62	63
L/KC	12/30	Kansas State	63	80
W/H	1/18	Kansas State	74	61
W/A	1/22	Oklahoma	68	61
W/H	1/25	Colorado	85	59
W/H	1/29	Oklahoma State	73	58
L/A	2/1	Missouri	74	88
L/A	2/5	Kansas	44	72
W/H	2/8	Iowa State	75	62
L/H	2/12	Oklahoma (OT)	57	65
L/A	2/15	Colorado	61	62
L/A	2/19	Kansas State	64	65
W/H	2/22	Missouri	80	77
W/A	2/26	Oklahoma State	59	58
L/H	3/5	Kansas (2OT)	77	79
L/A	3/8	Iowa State	69	82

Season Notes: For third-straight season, Jerry Fort led NU in scoring at 20.2 points per game, and in process, became only third Husker to ever average 20-plus points in season...Fort earned first-team All-Big Eight honors for second-straight season...NU started Big Eight play 4-0, finished first half 5-2, but went 2-5 in second half and finished 7-7 in league...three of losses during second half of league schedule were by a combined four points...Fort scored school-record 40 points in Huskers' homecourt win over Missouri...his scoring outburst broke the old mark of 38 held by Tom Russell during the 1961-62 season.

1975-76 Won 19, Lost 8

(10-4 in Big Eight, 3rd)
Home: 9-4 (5-2) **Away:** 10-4 (5-2)
Coach: Joe Cipriano

			NU	Opp.
L/H	11/28	Illinois	58	60
W/H	11/29	Northwestern	79	68
L/A	12/2	Iowa	65	72
L/H	12/6	Washington (20)	63	75
W/H	12/10	St. Mary's (Calif.)	68	57
Roadrunner Invitational*				
W/N	12/19	Pacific*	85	59
W/A	12/20	New Mexico State*	79	75
W/A	12/22	Vanderbilt	68	57
Big Eight Holiday Tournament				
L/KC	12/27	Kansas	66	69
W/KC	12/29	Oklahoma	75	53
W/KC	12/30	Oklahoma State	56	49
W/H	1/3	South Dakota	72	59
W/H	1/6	South Carolina	69	68
W/A	1/17	Kansas State	65	59
W/H	1/21	Oklahoma	68	67
W/A	1/24	Colorado	66	64
W/A	1/28	Oklahoma State	52	48
L/H	1/31	Missouri (13)	57	62
W/H	2/4	Kansas	57	54
W/A	2/7	Iowa State	66	56
L/A	2/11	Oklahoma	60	65
W/H	2/14	Colorado	80	61
L/H	2/18	Kansas State	53	65
L/A	2/21	Missouri (OT, 14)	84	95

W/H	2/28	Oklahoma State	60	54
W/A	3/3	Kansas	62	58
W/H	3/6	Iowa State	82	66

*Las Cruces, N.M.

Season Notes: Jerry Fort was a first-team All-Big Eight selection for third-straight season, finished career with NU-record 1,882 points...Huskers reached 19-win mark for first time since a 20-5 record in 1965-66...Larry Cox led the Big Eight and set an NU single-season record for field-goal percentage with a .672 mark...Cox shot a Big Eight-record .625 from the field for his career...as a team, the Huskers led Big Eight and finished eighth nationally in scoring defense, yielding 62.8 points per game...NU says good-bye to the NU Coliseum, the home of Husker basketball since the 1925-26 season, with an 82-66 victory over Iowa State, March 6, 1975.


1976-77 Won 15, Lost 14

(7-7 in Big Eight, 5th)
Home: 7-4 (5-2) **Away:** 8-10 (2-5)
Coach: Joe Cipriano

			NU	Opp.
L/H	11/27	Iowa	57	71
W/A	11/29	Washington (OT)	59	58
L/A	12/1	Hawaii-Hilo	66	71
L/A	12/2	Hawaii	64	59
W/A	12/3	Hawaii	60	59
L/H	12/8	Minnesota	58	66
L/A	12/11	Illinois	63	67
W/H	12/13	Northwest Missouri St.	88	53
W/A	12/20	Northwestern	71	68
W/H	12/22	Mankato State	64	61
Big Eight Holiday Tournament				
L/KC	12/28	Colorado	50	55
W/KC	12/29	Iowa State	75	55
W/KC	12/30	Oklahoma	66	56
L/A	1/3	South Carolina	49	54
L/H	1/8	Kansas State	52	57
W/H	1/12	Colorado	69	54
W/A	1/15	Iowa State	49	48
L/H	1/19	Oklahoma	58	65
L/A	1/22	Missouri	63	76
W/H	1/26	Kansas	60	57
W/H	1/29	Oklahoma State	66	54
W/A	2/2	Colorado	73	62
W/H	2/5	Iowa State	66	51
L/A	2/9	Kansas State	62	67
W/H	2/12	Missouri (17)	60	58
L/A	2/16	Oklahoma	62	72
L/A	2/19	Kansas	66	74
L/A	2/23	Oklahoma State	60	62



Marvin Stewart scored 1,138 points in only 66 games as a Husker.



Joe Cipriano ranks as the school's all-time winningest coach with 253 victories in 17 seasons.

Big Eight Tournament			
L/A	2/26	Kansas	58 61

Season Notes: After some 50 years of play in the NU Coliseum, Nebraska moved into the 15,000-seat NU Sports Complex, which would later be renamed the Bob Devaney Sports Center after the Huskers' longtime football coach and athletic director...Huskers led the Big Eight and ranked sixth nationally in scoring defense at 61.1 points per game, lowest since 1958-59 squad allowed 60.2 points per game...Nebraska and Creighton met for the first time since the 1931-32 season...first year Big Eight sponsored a season-ending tournament to determine league's automatic bid to the NCAA Tournament.

1977-78 Won 22, Lost 8			
(9-5 in Big Eight, 2nd)			
Home: 15-2 (5-2) Away: 7-6 (4-3)			
Coach: Joe Cipriano			

		NU	Opp.
W/H	12/2	Missouri Southern	61 54
W/H	12/9	Creighton	65 58
W/H	12/10	South Dakota	74 64
W/H	12/12	Nevada-Reno	67 50
W/H	12/16	California-Davis	69 64
W/H	12/17	Mississippi	80 70
W/A	12/19	Minnesota	63 49
W/H	12/21	Western Illinois	73 72
W/H	12/23	Montana State	104 60
Big Eight Holiday Tournament			
W/KC	12/27	Oklahoma State	70 58
L/KC	12/29	Kansas State	60 69
W/KC	12/30	Oklahoma	75 68
W/A	1/7	Kansas State	77 63
L/A	1/11	Colorado	64 73
L/H	1/14	Iowa State	59 65
W/A	1/18	Oklahoma	78 64
W/H	1/21	Missouri	56 55
W/H	1/25	Kansas (8)	62 58
W/H	1/28	Oklahoma State	63 57
W/H	2/1	Colorado	86 75
W/A	2/4	Iowa State	62 56
W/H	2/8	19/Kansas State	63 50

L/A	2/11	19/Missouri	52 74
L/H	2/15	Oklahoma	68 74
L/A	2/18	Kansas (6)	70 75
W/A	2/25	Oklahoma State	67 56
Big Eight Tournament			
W/	2/28	Oklahoma State	71 63
L/KC	3/3	Missouri	58 61
National Invitation Tournament			
W/H	3/8	Utah State	67 66
L/A	3/15	Texas	48 67

Season Notes: Nebraska earned first postseason tournament bid since 1966-67, advanced to second round of NIT before being knocked out by eventual champion Texas...Huskers tied school record for season victories and their second-place league finish was their highest since 1965-66 season...Brian Banks earned first-team All-Big Eight honors, while Carl McPipe named one of 12 All-America centers from across the nation, as selected by Citizens Saving Athletic Foundation...NU led Big Eight and ranked eighth nationally in scoring defense, allowing 62.9 points per game...NU was only Big Eight team to beat league champion Kansas...Coach Cipriano picked up his 200th win at NU with Huskers' victory over Missouri Southern.

1978-79 Won 14, Lost 13			
(7-7 in Big Eight, 5th)			
Home: 9-2 (6-1) Away: 5-11 (1-6)			
Coach: Joe Cipriano			

		NU	Opp.
W/A	11/24	Alabama-Birmingham	64 55
W/H	11/25	Arkansas Tech	70 59
W/H	11/28	Minnesota	58 48
L/H	12/2	Purdue	47 58
L/A	12/9	Creighton	61 78
W/H	12/13	Sacramento State	91 56
L/N	12/16	Mississippi*	67 70

Rebel Roundup**			
W/N	12/22	Cal-Santa Barbara	75 55
L/A	12/23	UNLV (18)	63 79

Big Eight Holiday Tournament			
W/KC	12/28	Missouri (OT)	58 56
L/KC	12/29	Colorado	61 74
W/KC	12/30	Oklahoma	69 53
W/A	1/6	Iowa State	72 68
L/A	1/13	Colorado	61 64
W/H	1/17	Kansas State	55 53
L/A	1/20	Missouri	60 76
W/H	1/24	Oklahoma	74 56
W/H	1/27	Kansas (OT)	66 64
L/A	1/31	Oklahoma State	57 66
W/H	2/3	Colorado	79 52
L/A	2/7	Kansas State	46 58
L/H	2/10	Iowa State	46 48
L/A	2/14	Oklahoma	58 79
W/H	2/17	Missouri	76 64
L/A	2/21	Kansas	59 66
W/H	2/24	Oklahoma State	76 67

Big Eight Tournament			
L/A	2/28	Kansas State (2OT)	60 61

*Biloxi, Miss.
**Las Vegas, Nev.

Season Notes: Huskers led the Big Eight and ranked ninth nationally in team defense at 62.3 ppg...NU's 17-for-17 effort vs. free-throw line at Oklahoma State stands as best single-game free-throw percentage mark in school history...Andre Smith was a second-team UPI All-Big Eight pick and led team in scoring at 13.5 ppg...Carl McPipe, one half of the Huskers' "Hammond Hustlers," was named to USBWA District V all-star team and finished career with 1,300 points...the other half of the "Hammond Hustlers," Brian Banks, ended career with 1,150 points...final year of Big Eight Holiday Tournament, an event that started in 1946.

1979-80 Won 18, Lost 13			
(8-6 in Big Eight, tie 2nd)			
Home: 14-2 (5-2) Away: 4-11 (5-2)			
Coach: Joe Cipriano			
Assistant Coach: Moe Iba			

		NU	Opp.
W/H	11/30	South Dakota State	100 83
W/H	12/1	Portland State	74 52
W/H	12/3	Eastern Washington	82 68
W/H	12/8	Creighton	64 55
L/A	12/11	Purdue (9)	56 78
W/H	12/13	California-Bakersfield	94 80
L/A	12/15	Minnesota	58 75
W/H	12/22	Ala.-Birmingham (4OT)	92 84

Rainbow Classic*			
W/N	12/27	Wisconsin*(OT)	83 82
L/N	12/29	Hawaii*	55 67
L/N	12/30	Louisville*(12)	58 65
L/A	1/2	Idaho	55 64
W/H	1/4	Wisconsin-Oshkosh	96 72
W/H	1/5	Angelo State	83 70
W/A	1/9	Iowa State	58 50
L/H	1/12	Missouri (13)	63 84
W/H	1/16	Kansas	64 57
W/A	1/19	Colorado	53 44

W/H	1/23	Oklahoma State (OT)	74 73
L/A	1/26	Kansas State (2OT)	64 66
W/H	1/30	Oklahoma	59 58
L/A	2/2	Missouri (14)	60 73
W/A	2/5	Kansas	61 56
W/H	2/9	Iowa State	69 66
L/A	2/13	Oklahoma State	68 83
L/H	2/16	Colorado	55 56
W/H	2/20	Kansas State	70 58
L/A	2/23	Oklahoma	60 78

Big Eight Tournament			
W/H	2/26	Oklahoma	75 68
L/KC	2/29	Kansas State	59 60
National Invitation Tournament			
L/A	3/6	Michigan	69 76

*Honolulu, Hawaii

Season Notes: Picked to finish sixth in a preseason poll of Big Eight media, NU wound up in second-place tie and earned its third NIT berth...Huskers' had longest game ever, a four-time overtime affair, against Alabama-Birmingham...Joe Cipriano, who was stricken with cancer, was named UPI Big Eight Co-Coach-of-the-Year with assistant Moe Iba, who guided Huskers in "Cip's" absence...Iba was tabbed AP Big Eight Coach-of-the-Year and NABC District 12 Coach-of-the-Year...Andre Smith led team in scoring for second-straight season with a 19.4 average and was first-team AP/UPI All-Big Eight performer and AP honorable-mention All-American...Jack Moore was second-team AP All-Big Eight pick.

1980-81 Won 15, Lost 12			
(9-5 in Big Eight, tie 2nd)			
Home: 11-4 (6-1) Away: 4-8 (3-4)			
Coach: Moe Iba			

		NU	Opp.
L/H	11/28	Wyoming (OT)	59 62
L/H	11/29	Idaho	53 64
L/A	12/6	Creighton (OT)	61 66
W/H	12/9	Penn State	75 50

Utah Classic*			
W/N	12/12	Loyola (Calif.)*	67 66
L/A	12/13	Utah*	55 57
W/H	12/20	Northwest Missouri St.	79 59
W/H	12/22	Colorado State	54 48
W/H	12/23	Montana	69 46
L/A	12/27	Ball State	62 67
L/A	12/30	Arkansas	52 64
W/H	1/5	Sonoma State	84 49
W/H	1/14	Kansas State	59 49
L/A	1/17	Oklahoma State	70 81
L/H	1/21	Colorado	59 62
W/H	1/24	Missouri	66 53
W/A	1/28	Iowa State	61 56
W/H	1/31	Kansas (18)	57 54
W/A	2/4	Oklahoma	71 59
W/H	2/7	Oklahoma State	62 54
W/A	2/11	Colorado	57 56
L/A	2/14	Kansas State	49 66
W/H	2/18	Iowa State	81 61
L/A	2/21	Missouri	45 55
L/A	2/25	Kansas (18)	49 75
W/H	2/28	Oklahoma	90 63

Big Eight Tournament			
L/H	3/3	Colorado	66 70

Season Notes: Coach Joe Cipriano died after year-long battle against cancer three days before season opener, Moe Iba was named Huskers' acting head coach...Iba was UPI Big Eight Coach-of-the-Year for leading NU to its second-straight second-place league finish...Andre Smith was AP/UPI Big Eight Player-of-the-Year, first-team AP/UPI All-Big Eight selection, USBWA District V performer and an AP Honorable-Mention All-American...Smith led league in scoring for conference games only with a 19.5 average, while his .589 field-goal percentage mark for all games topped league, too...Jack Moore was second-team AP All-Big Eight and a CoSIDA second-team Academic All-American...Moore led league in free-throw percentage (.922)...Devaney Center-record crowd of 15,038 watched NU stop Oklahoma State, 62-54.

1981-82 Won 16, Lost 12			
(7-7 in Big Eight, tie 4th)			
Home: 11-3 (5-2) Away: 5-9 (2-5)			
Coach: Moe Iba			


		NU	Opp.
L/A	11/27	Wyoming	48 62
W/H	11/30	Wisconsin-Stevens Pt.	74 45
W/H	12/5	Creighton	86 46
W/H	12/7	South Dakota State	70 51
W/A	12/9	Baylor	64 63
W/H	12/19	Ball State	71 57
L/A	12/21	Penn State	58 60
L/A	12/23	Colorado State (OT)	51 58

Holiday Classic*			
W/N	12/28	Air Force*	63 47
W/A	12/29	Northern Iowa*	53 42
W/H	1/6	Sacramento State	93 61

L/H	1/9	Arkansas (11)	50	51
W/H	1/13	Kansas	75	55
L/H	1/16	Missouri (2)	42	44
L/A	1/20	Oklahoma State	50	52
W/H	1/23	Iowa State	60	47
L/A	1/27	Oklahoma	48	51
W/A	1/30	Colorado	74	57
L/H	2/3	Kansas State (14)	64	75
W/A	2/6	Missouri (1)	67	51
W/H	2/10	Oklahoma State	75	63
L/A	2/13	Kansas	63	66
W/H	2/15	Oklahoma	65	51
L/A	2/20	Iowa State	61	63
W/H	2/24	Colorado	79	57
L/A	2/27	Kansas State	50	67

Big Eight Tournament				
W/H	3/2	Oklahoma State	60	49
L/KC	3/5	Missouri (5)	53	58

*Cedar Falls, Iowa



Carl McPipe is ninth on the Husker career scoring list and seventh on the career rebounding chart.

Season Notes: NU scored one its biggest wins ever, a 67-51 victory at 19-0 and No. 1-ranked Missouri...Jack Moore earned Naismith Award, given annually to nation's best player under 6-0 tall, and was AP/UPI first-team All-Big Eight pick and third-team UPI All-American...Moore joined 1,000-point club, finishing career with 1,204 points...Moore hit Big Eight-record .939 from free throw line for season...901 mark for career was best ever by Big Eight performer and second-best all-time in NCAA Division I history at that time.

1982-83 Won 22, Lost 10

(9-5 in Big Eight, tie 3rd)
Home: 17-1 (6-1) **Away:** 5-9 (3-4)
Coach: Moe Iba

W/H	11/26	Denver	94	58
L/A	11/29	Montana	51	61
W/A	12/4	Creighton	65	62
W/H	12/8	Missouri-Kansas City	69	50
W/H	12/11	Baylor	59	56
W/H	12/18	Wyoming	68	57
W/H	12/20	Missouri Western	93	43

Hoosier Classic*				
W/N	12/29	Cornell*	66	56
L/N	12/30	Indiana* (1)	50	67
L/N	1/3	Arkansas** (10)	58	64
W/H	1/7	Mesa	94	57
W/H	1/15	Southwest Missouri St.	98	46
W/A	1/18	Iowa State	59	54
L/A	1/22	Colorado	69	72
W/H	1/26	Kansas State	59	43
L/A	1/29	Missouri (12)	56	79
W/H	2/2	Oklahoma	60	59
W/H	2/5	Kansas	68	61
L/A	2/9	Oklahoma State (2OT)	63	71
W/H	2/12	Colorado	68	56
W/A	2/16	Kansas State	56	45
W/H	2/19	Iowa State	67	66
L/A	2/24	Oklahoma	71	84
L/H	2/26	Missouri (15)	51	54
W/A	3/2	Kansas	60	58
W/H	3/5	Oklahoma State	77	68

Big Eight Tournament				
W/H	3/8	Iowa State	94	71
L/KC	3/11	Missouri (12)	63	69

National Invitation Tournament				
W/H	3/17	Tulane	72	65
W/H	3/21	Iona	85	73
W/H	3/24	Texas Christian	67	57
L/NY	3/28	DePaul	58	68

*Indianapolis, Ind.
 **Little Rock, Ark.

Season Notes: Nebraska tied school record for victories in a 22-10 season, and advanced further in postseason play than any previous Husker squad by reaching the semifinals of the National Invitation Tournament...freshman Dave Hoppen, who set seven NU freshman records and led the Huskers in scoring with a 13.9 average, was a second-team All-Big Eight pick, and was named to the All-National Invitation Tournament team and the league's all-freshman team.

1983-84 Won 18, Lost 12

(7-7 in Big Eight, 3rd)
Home: 11-6 (3-4) **Away:** 7-6 (4-3)
Coach: Moe Iba

W/H	11/26	Augustana (S.D.)	113	69
L/H	11/29	Texas Tech	45	59
W/H	12/3	Creighton	65	56
W/A	12/5	Wisconsin (2OT)	71	69
W/H	12/7	Northeast Missouri St.	82	61
W/H	12/10	Arkansas (15)	67	54
W/H	12/17	Northern Iowa	90	64
W/A	12/20	Wyoming	67	64

Cotton States Classic*				
L/A	12/28	Georgia Tech*	49	66
L/N	12/29	Michigan State*	45	58
W/H	1/4	Colorado State	56	54
W/H	1/7	Northwest Missouri St.	93	67
W/H	1/14	Eastern Washington	105	71
W/A	1/18	Iowa State	64	63
L/H	1/21	Missouri	48	50
L/A	1/25	Kansas	61	77
L/A	1/28	Colorado	57	60
W/H	2/1	Oklahoma State (OT)	54	52
W/A	2/4	Kansas State	47	46
L/H	2/8	Oklahoma (10)	67	78
W/A	2/11	Missouri (OT)	61	56
L/H	2/15	Kansas	66	67
L/H	2/18	Iowa State	48	69
W/A	2/22	Oklahoma State	67	64
W/H	2/25	Colorado	75	67
W/H	2/28	Kansas State	63	56
L/A	3/1	Oklahoma (6)	70	79

Big Eight Tournament				
L/H	3/7	Kansas State	39	41
National Invitation Tournament				
W/A	3/15	Creighton	56	54
L/A	3/19	Xavier (Ohio)	57	58

*Atlanta, Ga.


Season Notes: Nebraska earned back-to-back postseason tournament bids for the first time in school history, advanced to the second round of the NIT...Huskers' 11th-straight winning season...Dave Hoppen tops the 1,000-point mark in his career and earns first-team All-Big Eight honors.

1984-85 Won 16, Lost 14

(5-9 in Big Eight, tie 5th)
Home: 12-3 (5-2) **Away:** 4-11 (0-7)
Coach: Moe Iba

W/H	11/29	Southern Colorado	89	67
W/H	12/1	South Dakota	101	69
W/H	12/3	Montana State	86	65
W/A	12/8	Creighton	78	73
W/H	12/10	Wyoming	79	65
W/H	12/12	Wisconsin	53	51
W/A	12/15	Texas Tech (OT)	79	74
L/H	12/22	Washington State	58	63

Cable Car Classic*				
W/N	12/28	California-Irvine*	73	67
L/A	12/29	Santa Clara*	59	78
L/A	1/3	Evansville	73	80
W/H	1/9	Wisconsin-Stevens Pt.	69	62
W/A	1/12	Colorado State (2OT)	88	78
W/H	1/16	Kansas State	75	63
L/A	1/19	Oklahoma State	66	68
W/H	1/23	Colorado	85	67
W/H	1/26	Missouri	74	66
L/A	1/30	Iowa State	65	76
L/H	2/2	Kansas (19)	80	91
L/A	2/6	Oklahoma (7)	74	83
W/H	2/9	Oklahoma State	66	48
L/A	2/13	Colorado	61	64
L/A	2/16	Kansas State	62	68
W/H	2/21	Iowa State	74	57



Brian Carr dished out a school-record 682 assists in his career.

L/A	2/23	Missouri (11)	50	69
L/A	2/28	Kansas (11)	65	70
L/H	3/2	Oklahoma (6)	62	65

Big Eight Tournament				
L/A	3/5	Kansas (8)	69	74
National Invitation Tournament				
W/H	3/13	Canisius	79	66
L/A	3/19	UCLA	63	82

*San Francisco, Calif.

Season Notes: Nebraska made third-straight National Invitation Tournament appearance and posted 12th-straight winning season...Dave Hoppen earned first-team All-Big Eight honors for the second-straight season and became first Husker to score 700 points in a season, as he finished with 704...Hoppen broke six school records...Brian Carr set four Big Eight assists records, led league in assists per game (8.1) and tied NCAA single-game record of 18 at Evansville.

1985-86 Won 19, Lost 11

(8-6 in Big Eight, 3rd)
Home: 10-5 (4-3) **Away:** 9-6 (4-3)
Coach: Moe Iba

W/H	11/23	Wisconsin-Stout	71	53
W/H	11/26	Southern Illinois	85	50
W/A	11/30	Wyoming	64	53
L/H	12/2	California-Irvine	80	87
W/H	12/7	Creighton	77	52
W/A	12/12	Washington State	79	72
W/A	12/14	Montana State	76	59
L/H	12/20	Georgia	63	67
W/H	12/23	Arizona State	80	67

Sun Bowl Classic*				
L/N	12/29	Alabama*	61	78
W/N	12/30	Ohio State*	69	66
W/H	1/6	Evansville	77	70
W/H	1/11	Northeast Missouri St.	99	56
L/H	1/15	Kansas (8)	70	81
L/H	1/18	Missouri	67	68
W/A	1/22	Oklahoma State	62	61
W/H	1/25	Iowa State	75	58
L/A	1/29	Oklahoma (6)	60	87
W/A	2/1	Colorado	77	60
L/H	2/5	Kansas State***	54	64
W/A	2/8	Missouri	75	66
W/H	2/12	Oklahoma State	68	52
L/A	2/15	Kansas (3)	61	79
W/H	2/19	Oklahoma (10)	66	64
L/A	2/22	Iowa State	73	81
W/H	2/26	Colorado	79	72
W/A	3/1	Kansas State	64	60

Big Eight Tournament				
W/KC	3/7	Oklahoma State	82	75
L/KC	3/8	Iowa State	58	75

NCAA Tournament				
L/N	3/14	Western Kentucky**	59	67

*El Paso, Texas.
 Charlotte, N.C.; *Kansas State later forfeited.



Season Notes: Nebraska lost All-Big Eight center Dave Hoppen for season with a knee injury in Feb. 1 game at Colorado, but rebounded to make school's first-ever NCAA Tournament appearance...Huskers' loss to Western Kentucky in NCAA first round was last game for Coach Moe Iba, who resigned following the game...Hoppen was first-team All-Big Eight pick for third-straight season, finished career with a school-record 2,167 points and became first Husker basketball player to have his jersey retired (No. 42)...during his career, Hoppen broke or tied 19 school records and five Big Eight Conference marks...Brian Carr became school's all-time assists leader...Bernard Day picked up some of the slack when Hoppen went down and shared team MVP award with the three-time All-Big Eight selection.

1986-87 Won 21, Lost 12

(7-7 in Big Eight, 5th)
Home: 15-2 (5-2) **Away:** 6-10 (2-5)
Coach: Danny Nee

	NU	Opp.
L/A 11/28 California-Irvine	101	109
W/H 12/1 Oregon	76	60
L/A 12/6 Creighton	66	78
W/A 12/10 Southern Illinois	87	85
L/A 12/14 Texas A&M	64	66
W/H 12/20 Wyoming	62	61
W/H 12/22 Detroit	71	55
W/H 12/27 Missouri-St. Louis	89	63

Rochester Classic*

W/N 12/29 Butler*	67	56
W/N 12/30 San Francisco*	66	60
W/H 1/3 Creighton (OT)	70	65
W/H 1/5 Northwest Missouri St.	105	64
W/H 1/7 Brooklyn	62	46
L/A 1/10 Kansas State	82	114
W/H 1/17 Colorado	86	66
L/A 1/20 Iowa State	75	91
L/A 1/22 Kansas	65	86
L/H 1/28 Missouri	71	87
W/H 2/1 Oklahoma State	73	66
L/H 2/4 Oklahoma (8)	66	80
W/A 2/7 Colorado	68	65
W/H 2/11 Iowa State	66	65
W/H 2/14 Kansas State	78	76
L/A 2/18 Missouri	64	80
L/A 2/21 Oklahoma (13)	97	133
W/A 2/25 Oklahoma State (2OT)	79	77
W/H 2/28 Kansas (OT, 16)	83	81

Big Eight Tournament

L/KC 3/6 Kansas State	45	47
National Invitation Tournament		
W/H 3/11 Marquette	78	76
W/H 3/17 Arkansas	78	71
W/H 3/21 Washington	81	76
L/NY 3/24 Southern Mississippi	75	82
W/NY 3/26 Ark.-Little Rock (OT)	76	67

*Rochester, N.Y.

Season Notes: Under the direction of first-year Coach Danny Nee, Nebraska finished 21-12, missed school record for season wins by one, and finished third in the National Invitation Tournament...Huskers recorded their 14th-straight winning season and made their fifth-straight postseason tourney appearance...Brian Carr was a second-team All-Big Eight pick, ended career with 682 assists, two off the league record of 684 set by Kansas' Cedric Hunter.

1987-88 Won 13, Lost 18

(4-10 in Big Eight, 7th)
Home: 8-6 (3-4) **Away:** 5-12 (1-6)
Coach: Danny Nee

	NU	Opp.
Maui Classic*		
L/N 11/27 Villanova*	53	70
L/N 11/28 Baylor*	79	82
W/A 11/29 Chaminade*	76	75
W/H 12/2 Texas A&M	92	60

Ameritas Classic**

W/H 12/4 Lehigh**	71	66
L/H 12/5 Ohio State**	63	72
W/A 12/7 Detroit	63	58
L/A 12/9 Creighton	73	88
W/A 12/12 Oregon	67	62
L/A 12/19 Wyoming	58	87
W/H 12/21 Brooklyn	72	44
L/A 12/30 Drake	68	85
W/H 1/2 Columbia	82	62
W/A 1/4 Furman (OT)	75	74
L/H 1/6 Grambling State (OT)	68	71
W/H 1/16 Missouri	70	68
L/A 1/20 Iowa State (10)	76	114
W/H 1/25 Nebraska-Omaha	96	67
W/H 1/27 Kansas	70	68
W/A 1/30 Colorado	63	57
L/H 2/4 Oklahoma State	56	72
L/A 2/6 Kansas State	63	65
L/H 2/9 Oklahoma (4)	77	92

L/A 2/11 Missouri	67	92
L/A 2/16 Kansas	48	70
W/H 2/21 Colorado	75	67
L/A 2/24 Oklahoma State	73	90
L/H 2/27 Iowa State	84	85
L/A 3/2 Kansas State	67	77
L/H 3/5 Oklahoma (4)	93	113

Big Eight Tournament

L/KC 3/11 Kansas State	70	75
------------------------	----	----

*Lahaina, Hawaii

Season Notes: Nebraska's strings of 14-straight winning seasons and five-consecutive postseason tournament bids both end, as the Huskers finish 13-18...Rich King and Clifford Scales named to the Big Eight's all-freshman team...Henry T. Buchanan earns honorable-mention All-Big Eight honors and first-team academic All-Big Eight honors...Pete Manning led the Big Eight in field-goal percentage at .590...NU beats eventual national champ for first time ever, as it downed Kansas, 70-68, at Lincoln, on a jumper by Beau Reid as time expired.

1988-89 Won 17, Lost 16

(4-10 in Big Eight, 7th)
Home: 14-4 (4-3) **Away:** 3-12 (0-7)
Head Coach: Danny Nee

	NU	Opp.
W/H 11/26 Creighton	86	77
L/H 11/30 Michigan State	75	77
Ameritas Classic*		
W/H 12/2 North Texas*	90	84
W/H 12/3 San Jose State*	90	76
L/A 12/5 Idaho	68	83
W/A 12/11 Texas Tech	71	69
L/A 12/14 Ohio State (14)	76	103
W/H 12/17 Furman	69	56
W/H 12/23 Drake	65	57

Chaminade New Year's Classic**

W/A 12/28 Chaminade**	86	85
W/N 12/29 Morehead State**	81	77
L/N 12/30 Louisiana State**	87	90
W/H 1/5 Sam Houston State	89	70
L/H 1/9 Oklahoma (3)	81	89
W/H 1/12 Northern Illinois	71	56
L/A 1/14 Oklahoma State	69	82
W/H 1/17 Maryland-Baltimore	86	65
L/H 1/21 Kansas State	68	80
W/H 1/23 Wyoming	71	58
L/H 1/28 Missouri (5)	72	89
L/A 1/31 Iowa State	76	88
W/H 2/4 Kansas	74	70
L/A 2/8 Colorado	80	83
L/A 2/11 Kansas State	66	80
W/H 2/14 Oklahoma State	79	77
L/A 2/19 Missouri (3)	63	79
W/H 2/22 Colorado	97	59
W/H 2/25 Iowa State	77	74
L/A 3/1 Kansas	71	80
L/A 3/4 Oklahoma (4)	76	103

Big Eight Tournament

L/KC 3/10 Missouri (10)	70	98
-------------------------	----	----



Rich King was a first-round draft choice of the NBA's Seattle SuperSonics.

National Invitation Tournament

W/H 3/16 Arkansas State	81	79
L/A 3/20 Ohio State	74	85

**Honolulu, Hawaii

Season Notes: Huskers made second postseason tournament appearance in three seasons under Coach Danny Nee, advanced to second round of NIT...Beau Reid earned third-team academic All-America honors and was first-team academic All-Big Eight pick...Eric Johnson and Rich King earned honorable-mention All-Big Eight honors...Johnson broke NU single-season record for steals (68), King set school marks for blocks in game (5), season (50) and career (70).

1989-90 Won 10, Lost 18

(3-11 in Big Eight, 7th)
Home: 9-6 (2-5) **Away:** 1-12 (1-6)
Coach: Danny Nee

	NU	Opp.
W/H 11/25 Missouri-Kansas City	91	76
L/A 11/27 Miami (Ohio)	71	91
L/A 11/29 Michigan State	69	80

Ameritas Classic*

W/H 12/1 Harvard*	117	79
W/H 12/2 Pepperdine*	104	100
L/A 12/5 Northern Illinois	56	65
W/H 12/9 Texas Tech	76	69
L/H 12/11 Idaho	72	79
L/A 12/14 Creighton	83	86
W/H 12/30 Wagner	88	67
W/H 1/6 Sam Houston State	99	91
L/H 1/8 Kansas (1)	93	98
L/H 1/13 Missouri (4)	95	111
W/H 1/16 Chicago State	92	57
L/A 1/20 Oklahoma State	71	84
L/A 1/22 Wyoming	65	95
L/H 1/27 Iowa State	83	91
L/A 1/31 Oklahoma (3)	64	105
W/H 2/3 Kansas State	74	71
W/A 2/7 Colorado	91	82
L/A 2/10 Missouri (1)	85	107
L/H 2/14 Oklahoma State	84	103
L/A 2/17 Kansas (1)	67	94
L/H 2/21 Oklahoma (8)	66	88
L/A 2/24 Iowa State	85	101
W/H 2/28 Colorado	96	82
L/A 3/3 Kansas State	57	80

Big Eight Tournament

L/KC 3/9 Oklahoma (1)	65	78
-----------------------	----	----

Season Notes: Forward Beau Reid, NU's top scorer in 1988-89 season, sustained preseason knee injury which limited him for much of the season...Rich King, Clifford Scales, Carl Hayes earned honorable-mention All-Big Eight honors...King broke own school moved career block record to 115.

1990-91 Won 26, Lost 8

(9-5 in Big Eight, 3rd)
Home: 14-1 (6-1) **Away:** 12-7 (3-4)
Coach: Danny Nee

	NU	Opp.
San Juan Shootout*		
W/N 11/23 St. Louis*	107	79
W/N 11/24 Illinois*	100	73
L/N 11/25 Murray State*	79	81
W/H 11/28 Michigan State (5)	71	69
W/A 12/3 Eastern Illinois	94	64
W/H 12/6 Creighton	97	63
W/H 12/8 Toledo	105	68
W/A 12/11 Wisconsin	75	63

Ameritas Classic**

W/H 12/14 Tennessee Tech**	113	92
W/H 12/15 Bowling Green**	99	85
W/H 12/22 22/Miami (Ohio)	88	73
W/H 12/28 22/Idaho	85	65
W/A 12/30 22/The Citadel	94	80
W/A 1/2 19/Wis.-Green Bay	70	63
W/A 1/5 19/Kansas State	74	69
W/A 1/9 18/Mo.-Kansas City	97	78
W/H 1/12 18/Iowa State	97	87
L/A 1/22 14/Colorado	69	86
W/A 1/26 14/Oklahoma (12)	111	99
W/H 1/30 11/Missouri	89	75
L/H 2/2 11/Oklahoma State	68	81
L/A 2/5 15/Kansas (18)	77	85
W/H 2/9 15/Colorado	86	72
W/A 2/13 17/Iowa State	65	57
W/H 2/16 17/Oklahoma	105	93
W/H 2/18 17/Northern Illinois	82	73
L/A 2/20 14/Missouri	71	91
W/H 2/23 14/Kansas State	85	78
L/A 2/27 15/Oklahoma State (12)	69	80
W/H 3/3 15/Kansas (10)	85	75

Big Eight Tournament

W/KC 3/8 13/Oklahoma (OT)	117	113
W/KC 3/9 13/Kansas (12)	87	83

L/KC	3/10	13/Missouri	82	90
NCAA Tournament***				
L/N	3/14	11/Xavier(Ohio)	84	89
*San Juan, Puerto Rico				
***Minneapolis, Minn.				

Season Notes: After three-straight seventh-place Big Eight finishes, Nebraska won a school-record 26 games (against eight losses) and made school's second-ever NCAA Tournament appearance...Huskers held a national ranking for a school-record 14-straight weeks, finished with highest rankings ever of No. 9 by UPI and No. 11 by AP...NU finished third in Big Eight race after being tabbed for eighth in preseason poll of league media and made its first-ever appearance in the league's postseason tournament title game...Cornhuskers had school-record tying 14-game win string from late November through late January...Rich King was second-team All-Big Eight pick, finished career with fourth-highest point total in school history (1,475) would go on to become NU's first-ever NBA first-round draft pick (14th pick, Seattle SuperSonics).

1991-92 Won 19, Lost 10

(7-7 in Big Eight, 5th)

Home: 14-2 (5-2) **Away:** 5-8 (2-5)

Coach: Danny Nee

		NU	Opp.
W/H	11/23	Sam Houston State	91 42
W/H	11/25	Southern California	93 84
W/A	11/30	Southern Utah	106 101
W/H	12/2	The Citadel	84 61
L/A	12/4	Michigan State (22)	78 101
W/A	12/7	Creighton	90 85
W/H	12/11	Wisconsin	86 67

Ameritas Classic*

W/H	12/20	Texas A&M*	91 68
W/H	12/21	Eastern Washington*	102 67
W/H	12/30	Wisconsin-Green Bay	76 68
W/A	1/2	Toledo	57 52
W/H	1/4	Eastern Illinois	81 68
W/A	1/11	Colorado	84 74
L/H	1/18	Missouri (13)	73 83
W/H	1/20	Missouri-Kansas City	74 71
L/A	1/25	Kansas (5)	78 103
L/H	1/28	Oklahoma (18)	76 79
W/H	2/1	Iowa State	68 63
W/H	2/5	Oklahoma State (2)	85 69
L/A	2/8	Kansas State	66 70
L/A	2/17	Missouri (9)	61 87
W/H	2/19	Kansas (OT, 3)	81 79
W/A	2/22	Iowa State (23)	80 70
L/A	2/26	25/Oklahoma State (14)	51 72
W/H	2/29	25/Colorado	84 70
W/H	3/4	Kansas State	91 62
L/A	3/7	Oklahoma	97 106

Big Eight Tournament

L/KC	3/13	Oklahoma (24)	85	107
------	------	---------------	----	-----

NCAA Tournament

L/N	3/19	Connecticut**	65	86
-----	------	---------------	----	----

**Cincinnati, Ohio

Season Notes: Nebraska made back-to-back NCAA Tournament appearances for the first time ever...picked to finish sixth in a preseason poll of Big Eight media, the Huskers were fifth at 7-7...Huskers' appearance at No. 25 in the Feb. 24 AP poll marked first time NU had been rated in consecutive years...eight of 10 losses were to nationally-ranked opponents and all 10 were to postseason tournament teams...two biggest wins of the season came in February, an 86-65 decision over 20-0 and No. 2 Oklahoma State and an 81-79 overtime victory over No. 3 Kansas two weeks later...Jamar Johnson was second-team All-Big Eight pick...Derrick Chandler broke NU single-season record for blocked shots and finished year with second-highest one-year total in Big Eight history (91).

1992-93 Won 20, Lost 11

(8-6 in Big Eight, tie 2nd)


Home: 14-2 (5-2) **Away:** 6-9 (3-4)

Coach: Danny Nee

		NU	Opp.
Ameritas Classic*			
W/H	12/4	Colgate*	108 76
W/H	12/5	Kent*	85 61
W/H	12/7	25/Citadel	86 46
W/H	12/10	25/Creighton	100 83
W/A	12/12	25/Wichita State	71 64
W/H	12/19	20/Appalachian State	93 83
W/H	12/21	17/Texas-Arlington	116 95
L/A	12/23	17/Southern California	64 7

Rainbow Classic**

L/N	12/28	20/Michigan** (6)	73 88
L/N	12/29	20/Southwestern La.**	80 109
W/N	12/30	20/Fordham**	79 55
W/H	1/2	20/Eastern Illinois	70 54
W/H	1/5	Southern Utah	100 85
W/A	1/9	Missouri-Kansas City	66 65
L/A	1/14	Oklahoma (10)	89 102
L/A	1/16	Oklahoma State	73 78
W/H	1/20	Sacramento State	86 70
L/H	1/23	Kansas State	64 66



Nebraska's 1993-94 team captured the school's first-ever Big Eight Tournament title.

W/A	1/25	Colorado	82 67
W/H	1/30	Missouri (OT)	88 87
L/A	2/3	Iowa State	69 96
W/H	2/7	Kansas (3)	68 64
W/A	2/13	Kansas State (23)	80 59
L/H	2/15	Oklahoma State	63 73
W/A	2/21	Missouri	76 75
W/H	2/24	Colorado	76 67
W/H	2/27	Iowa State	91 87
L/A	3/3	Kansas (8)	83 94
W/H	3/7	Oklahoma	94 83

Big Eight Tournament

L/KC	3/12	Kansas State	45 47
------	------	--------------	-------

NCAA Tournament

L/N	3/19	New Mexico State*** (24)	79 93
-----	------	--------------------------	-------

**Honolulu, Hawaii

***Syracuse, N.Y.

Season Notes: For third-straight season, Nebraska earns an NCAA Tournament invite...second time in three seasons that Cornhuskers win 20 games...Nee becomes first person in NU history to coach three 20-game winners...Eric Piatkowski earned first-team All-Big Eight honors, the first Husker honored since Dave Hoppen earned the last of three-straight such awards in 1985-86...Piatkowski became 16th player in school history to reach the 1,000-point plateau...NU began season ranked 25th in AP poll, was ranked in six of first seven polls before falling out...Huskers' 21-point win at Manhattan was their largest on the road in conference play since the 1931-32 season.

1993-94 Won 20, Lost 10

(7-7 in Big Eight, 4th)

Home: 13-3 (5-2) **Away:** 7-7 (2-5)

Coach: Danny Nee

		NU	Opp.
11/27	W/H	Texas-San Antonio	96 85
11/28	L/H	Texas	75 78
12/1	L/A	Appalachian State	82 91

Ameritas Classic*

W/H	12/3	Ohio*	94 68
W/H	12/4	Portland*	111 85
W/A	12/9	Creighton	67 53
W/H	12/11	Wichita State	94 72
W/A	12/18	Michigan State	85 81
W/H	12/20	Florida A&M	86 61
W/H	12/31	Northern Iowa	70 63
W/A	1/3	Iowa State	78 72

W/H	1/5	Southern Utah	89 85
W/H	1/8	Colorado	106 67
W/H	1/15	Missouri-Kansas City	92 71
L/A	1/19	Colorado	81 86
L/H	1/24	Missouri (24)	73 89
L/H	1/29	Oklahoma	76 79
L/A	2/6	Kansas (3)	87 94
W/A	2/9	Kansas State	76 68
W/H	2/12	Iowa State	102 96
L/A	2/14	Oklahoma (OT)	111 115
L/A	2/19	Oklahoma State	80 98
W/H	2/23	Kansas (10)	96 87
W/H	2/26	Kansas State	86 77
W/H	3/2	Oklahoma State (22)	89 81
L/A	3/5	Missouri (6)	78 80

Big Eight Tournament

W/KC	3/11	Oklahoma	105 88
W/KC	3/12	Missouri (3)	98 91
W/KC	3/13	Oklahoma State (23)	77 68

NCAA Tournament**

L/N	3/17	22/Pennsylvania	80 90
-----	------	-----------------	-------

**Long Island, N.Y.

Season Notes: For first time in school history, NU recorded back-to-back 20-win seasons, as Huskers finished 20-10 overall en route to a fourth-straight NCAA Tournament appearance...after 1-2 start, NU ran off 11-straight wins, a streak highlighted by road wins at Michigan State and Iowa State (snapped Cyclones' 22-game homecourt win streak)...Huskers were 4-6 in Big Eight with four games to play, but rallied to win three of their last four, then went on to capture first-ever Phillips 66 Big Eight Tournament title...Eric Piatkowski earned first-team All-Big Eight honors for second-straight season, averaged 21.5 points and finished his career as No. 2 scorer in school history with 1,817 points...Bruce Chubick earned first-team Phillips 66 Academic All-Big Eight honors for third straight season...NU was ranked 22nd in final AP poll, marking fourth straight season it appeared in the rankings, and only third time in school history it had been ranked in season-ending poll.

1994-95 Won 18, Lost 14

(4-10 in Big Eight, 7th)

Home: 11-6 (2-5) **Away:** 5-6 (2-5)

Coach: Danny Nee

		NU	Opp.
San Juan Shootout^			
W/N	11/25	Northeast Louisiana^	99 77
L/N	11/26	Virginia Tech^	81 87



W/N	11/27	College of Charleston [^]	74	72
Ameritas Classic*				
W/H	12/2	Morehead State*	96	55
W/H	12/3	Idaho State*	98	72
W/H	12/7	Creighton	85	57
W/H	12/10	Michigan State (15, OT)	96	91
W/H	12/17	24/Western Illinois	69	62
W/H	12/21	24/Northeastern Illinois	101	60
W/A	12/22	24/Northern Iowa (OT)	95	88
W/H	12/29	23/Delaware State	94	52
W/H	12/31	23/Appalachian State	108	71
L/A	1/4	19/Texas	74	102
L/H	1/7	19/Missouri	74	82
W/A	1/9	Long Beach State	82	71
W/H	1/12	Kansas State	78	56
W/A	1/18	Missouri-Kansas City	63	60
L/A	1/23	Kansas (3)	67	84
L/A	1/28	Oklahoma (25)	72	82
L/H	2/1	Oklahoma State (22)	65	82
W/H	2/5	Oklahoma (24)	71	59
W/A	2/8	Colorado	100	86
L/A	2/11	Iowa State (19, OT)	69	72
L/H	2/14	Kansas (3)	68	91
L/A	2/18	Oklahoma State	53	93
W/A	2/22	Missouri (14)	78	75
L/H	2/25	Colorado	74	80
L/A	3/1	Kansas State	73	75
L/H	3/5	Iowa State (24)	77	79
Big Eight Tournament				
L/KC	3/10	Oklahoma State (19)	48	68
National Invitation Tournament				
W/H	3/16	Georgia	69	61
L/H	3/21	Penn State	59	65

[^]San Juan Shootout, San Juan, P.R.

Season Notes: Nebraska reached the second round of the NIT in its fifth-straight postseason appearance...after an 11-1 start that included a 9-0 mark in December, NU dropped 13 of its next 20 games...Huskies climbed as high as 18th (CNN/USA Today) and 19th (AP) in the national polls...Jaron Boone earned second-team All-Big Eight honors and set single-season school records for 3-point field goals and 3-point attempts...Erick Strickland, a Big Eight All-Defensive team member, established a school record for steals in a season (89)...Nebraska won 18 games for only the 15th time and the sixth time under Danny Nee.

1995-96 Won 21, Lost 14

(4-10 in Big Eight, 7th)
Home: 11-5 (3-4) **Away:** 10-9 (1-6)
Coach: Danny Nee

	NU	Opp.		
Big Island Invitational[^]				
W/N	11/24	Toledo [^]	72	59
W/N	11/25	Oregon [^] (OT)	114	106
W/N	11/26	Minnesota [^]	96	85
Ameritas Classic*				
W/H	12/1	Georgia Southern*	82	59
W/H	12/2	Grambling State*	96	80
W/A	12/6	Creighton	88	67
L/A	12/9	Minnesota	80	91
L/H	12/16	Northern Iowa	104	109
W/H	12/18	Northeastern Illinois	94	76
W/H	12/20	Delaware State	88	41

Far West Classic%

W/N	12/29	Oregon%	99	76
L/N	12/30	Mississippi State% (17)	66	69
W/H	1/3	Texas (23)	85	69
W/H	1/6	Long Beach State	69	68
W/H	1/10	Colorado	79	74
L/A	1/13	Oklahoma (3OT)	100	117
W/H	1/17	Missouri-Kansas City	87	69
W/A	1/20	Oklahoma State	66	57
W/H	1/24	Missouri	76	58
L/H	1/28	Kansas (3)	73	88
L/A	1/31	Kansas State	68	77
L/H	2/3	Iowa State	65	75
L/A	2/7	Missouri	98	99
L/A	2/10	Iowa State (21)	59	74
L/H	2/17	Oklahoma State	57	72
L/A	2/19	Kansas (5)	71	81
L/H	2/25	Oklahoma (OT)	76	80
L/A	2/28	Colorado	64	78
W/H	3/3	Kansas State	70	66
Big Eight Tournament				
L/N	3/8	Iowa State (23)	60	62
National Invitation Tournament				
W/A	3/14	Colorado State	91	83
W/H	3/19	Washington State	82	73
W/A	3/22	Fresno State	83	71
W/N	3/26	Tulane#	90	78
W/N	3/28	St. Joseph's#	60	56

[^] Big Island Invitational, Hilo, Hawaii

* Lincoln, Neb.

% Far West Classic, Portland, Ore.

NIT, New York, N.Y.

Season Notes: The Huskers captured the NIT title, Nebraska's first national tournament title of any kind...1995-96 marked the first time in six seasons NU did not appear in the national polls...after a 15-4 start, Nebraska dropped nine straight games...Erick Strickland earned second-team All-Big Eight honors, was named to the Big Eight All-Defensive team and was the NIT Most Valuable Player...freshman Tyrone Lue was a first-team Big Eight All-Freshman selection and was named to the NIT All-Star team.

1996-97 Won 18, Lost 15

(7-9 in Big 12, 7th)
Home: 13-3 (6-2) **Away:** 5-12 (1-7)
Coach: Danny Nee

	NU	Opp.		
L/A	11/23	Texas (17) (OT)	81	83
W/H	11/26	Weber State	83	66
W/H	11/30	Oregon State	75	67
W/H	12/3	Texas-San Antonio	79	76
Ameritas Classic*				
W/H	12/6	Coppin State*	88	72
W/H	12/7	Bowling Green*	73	68
W/A	12/11	Mo.-Kansas City	76	64
L/H	12/21	Minnesota (16)	56	70
Puerto Rico Holiday Classic@				
W/N	12/30	Old Dominion@	72	66
L/N	12/31	Cincinnati (6)@	73	84
L/N	1/1	Bowling Green @	55	58
L/A	1/4	Colorado	73	79
W/H	1/8	Creighton	71	52

W/H	1/11	Texas A&M	74	72
W/H	1/15	Kansas State (OT)	87	77
W/H	1/18	Missouri	76	53
L/A	1/22	Missouri	75	74
L/A	1/25	Oklahoma	77	84
L/H	1/29	Iowa State (11)	67	77
L/A	2/1	Kansas (1) (OT)	77	82
W/H	2/5	Colorado (15)	77	69
L/A	2/8	& Texas Tech (23)	74	87
L/A	2/10	Kansas State	53	61
W/A	2/13	Northern Iowa	77	69
W/H	2/16	Texas	79	67
L/A	2/19	Baylor	60	71
W/A	2/22	Iowa State (7) (OT)	74	69
W/H	2/26	Oklahoma State	77	68
L/H	3/2	Kansas (1)	65	85
Phillips 66 Big 12 Tournament#				
L/N	3/6	Missouri#	72	78
National Invitation Tournament%				
W/H	3/12	Washington%	67	63
W/A	3/18	Nevada%	78	68
L/A	3/21	Connecticut%	67	76

* Ameritas Classic, Lincoln, Neb.

@ Puerto Rico Holiday Classic, Bayamon, P.R.

Big 12 Tournament, Kansas City, Mo.

%-National Invitation Tournament

&-Texas Tech later forfeited game

Season Notes: Nebraska won 18 or more games for the seventh straight year and reached postseason play for the seventh straight year...the Huskers defeated a ranked team for the seventh straight season with wins over Colorado and Iowa State...NU appeared in the NIT for the third-consecutive season...Mikki Moore became NU's all-time blocked shot leader...Tyrone Lue earned second-team All-Big 12 honors...Cookie Belcher was a first-team All-Big 12 Rookie selection...NU was 13-3 at home, losing only to Kansas, Iowa State and Minnesota, three teams who advanced to the NCAA Sweet 16.

1997-98 Won 20, Lost 12

(10-6 in Big 12, 4th)
Home: 13-2 (6-2) **Away:** 7-10 (4-4)
Coach: Danny Nee

	NU	Opp.		
W/H	11/16	UNC Greensboro	75	51
W/H	11/19	Western Illinois	86	57
W/H	11/22	New Orleans	81	66
W/H	11/25	Colorado State	64	57
W/H	11/29	Texas-San Antonio	68	59
L/A	12/1	Tulsa	68	85
Ameritas Classic*				
W/H	12/5	UNC Wilmington*	85	68
W/H	12/6	Grambling State*	85	48
L/A	12/10	Creighton	73	84
W/A	12/13	Minnesota	70	66
Rainbow Classic@				
W/N	12/27	Virginia@	80	65
L/A	12/29	Hawaii@	62	87
L/N	12/30	Vanderbilt@	69	80
L/A	1/3	Kansas (2)	76	96
W/A	1/7	Oklahoma State	67	62
W/H	1/11	Colorado	87	72
W/H	1/18	Oklahoma	53	43
L/A	1/21	Texas	91	105
W/H	1/24	Iowa State	63	49
L/A	1/28	Kansas State	49	72
L/H	2/1	Kansas (5)	71	82
L/A	2/4	Missouri (OT)	76	81
L/H	2/7	Kansas State	63	69
W/A	2/11	Texas A&M	75	58
W/H	2/14	Baylor	66	55
W/H	2/18	Missouri (OT)	67	66
W/A	2/21	Colorado	79	71
W/H	2/25	Texas Tech	82	65
W/A	2/28	Iowa State	70	62
Phillips 66 Big 12 Tournament#				
W/N	3/6	Baylor#	65	46
L/N	3/7	Kansas (3)#	59	91
NCAA Tournament%				
L/N	3/12	Arkansas (17)%	65	74

* Ameritas Classic, Lincoln, Neb.

@ Rainbow Classic, Honolulu, Hawaii

Big 12 Tournament, Kansas City, Mo.

%-NCAA Tournament, Boise, Idaho

Season Notes: Nebraska's school record of consecutive postseason appearances reached eight seasons...Nebraska won 20 games for the fifth time in eight seasons and the sixth time under Danny Nee...NU made its first NCAA Tournament appearance since 1994, but failed to pick up its first NCAA win...Nebraska posted seven consecutive wins against league foes for the first time in 20 seasons...NU's 10-6 league record was its best since a 9-5 Big Eight mark in 1990-91...Tyrone Lue was a first-team All-Big 12 choice and became NU's 19th, 1,000-point scorer and was a first-round NBA draft choice...Venson Hamilton broke the single-season rebounding record.



Nebraska captured the 1996 NIT title, defeating St. Joseph's in the title game.

Nebraska Basketball Television Log

Season	Network	Oppt. (W/L)	Network	Location	Network	Location	
1966-67	TVS	Colorado/W	Raycom	*Iowa State/L	Raycom	@Missouri/W	
	TVS	@Iowa State/W	CBS	Western Ky./L	Raycom	Iowa State/W	
	TVS	Kansas/L	Raycom	@Kansas St./L	Prime	@Kansas/L	
1967-68	TVS	@Colorado/L	Raycom	Colorado/W	ABC	Oklahoma/W	
	TVS	Missouri/W	Raycom	Oklahoma/W	Raycom	*Kansas St./L	
	TVS	@Colorado/L	Raycom	@Colorado/W	CBS	!NMSU/L	
1968-69	TVS	Kansas/L	Raycom	Kansas St./W	Prime	Texas/L	
	TVS	@Iowa State/L	Raycom	@Oklahoma/L	ESPN	@Iowa State/W	
	TVS	@Oklahoma/W	Raycom	Kansas/W	Raycom	Colorado/W	
1969-70	TVS	Missouri/W	Raycom	*Kansas St./L	Prime	@Colorado/L	
	TVS	Iowa State/W	ESPN	Villanova/L	ESPN	Missouri/L	
	TVS	Kansas/L	Raycom	Missouri/W	Prime	Oklahoma/L	
1970-71	TVS	at Missouri/L	ESPN	Okla. State/L	ABC	@Kansas/L	
	TVS	Colorado/W	Raycom	@Kansas St./L	Raycom	Iowa State/W	
	TVS	at Colorado/L	Raycom	Colorado/W	ESPN	@Oklahoma/L	
1971-72	TVS	Missouri/L	Raycom	Iowa State/L	Raycom	@Okla. State/L	
	TVS	Missouri/L	Raycom	Oklahoma/L	Raycom	Kansas St./W	
	TVS	Kansas/W	Raycom	Kansas St./L	Raycom	@Missouri/L	
1972-73	TVS	@Kansas St./L	1988-89	HSE	Raycom	*Oklahoma/W	
	TVS	Okla. State/W	ESPN	@Texas Tech/W	Raycom	*Missouri/W	
	TVS	@Iowa State/L	Raycom	@Ohio State/L	ESPN	*Okla. State/W	
1973-74	TVS	Kansas State/W	Raycom	Missouri/L	CBS	!Penn/L	
	TVS	@Colorado/L	Raycom	Kansas/W	1994-95	ABC	Michigan St./W
	TVS	@Kansas St./W	Raycom	@Kansas St./L	CSM	Missouri/L	
1974-75	TVS	Okla. State/W	Raycom	Iowa State/W	ESPN	Long Beach St.W	
	TVS	@Iowa State/L	1989-90	ESPN	ESPN	Kansas State/W	
	TVS	Kansas State/W	Raycom	@Creighton/L	ESPN	@Kansas/L	
1975-76	TVS	Okla. State/W	Raycom	Missouri/L	CSM	@Oklahoma/L	
	TVS	@Iowa State/W	Raycom	Kansas St./W	CSM	Okla. State/L	
	TVS	Okla. State/W	Raycom	@Kansas/L	ABC	Oklahoma/W	
1976-77	TVS	@Iowa State/W	Raycom	@Iowa State/L	CSM	@Iowa State/L	
	TVS	Okla. State/W	1990-91	Prime	ESPN2/CSM	Kansas/L	
	TVS	Okla. State/W	Raycom	Creighton/W	CSM	@Okla. State/L	
1977-78	TVS/NBC	@Iowa State/W	Raycom	@Kansas St./W	CSM	Colorado/L	
	TVS/NBC	Kansas/W	Raycom	Iowa State/W	CSM	*Okla. St./L	
	ESPN	Nebraska/W	Raycom	@Colorado/L	ESPN	#Penn St./L	
1978-79	TVS/NBC	Missouri/L	Raycom	Missouri/W	1995-96	CSM	@Oklahoma/L
	TVS/NBC	Kansas/W	Raycom	Okla. State/L	CSM	Missouri/W	
	ESPN	Kansas/W	Raycom	Colorado/W	CBS	Kansas/L	
1979-80	TVS/NBC	Nebraska/W	Raycom	Kansas St./W	CSM	Iowa State/L	
	TVS/NBC	Missouri/L	Prime	@Okla. State/L	CSM	@Iowa State/L	
	TVS/NBC	Kansas/W	Prime	Kansas/W	ESPN	@Kansas/L	
1980-81	TVS/NBC	Colorado/L	Raycom	*Oklahoma/W	CSM	Oklahoma/W	
	TVS/NBC	Kansas/W	Raycom	*Kansas/W	CSM	*Iowa State/L	
	TVS/NBC	@Okla./W	Raycom	*Missouri/L	ESPN	#Tulane/W	
1981-82	TVS/NBC	Iowa State/W	1991-92	CBS	ESPN	#St. Joseph's/W	
	TVS/NBC	Okla. State/W	Prime	@Creighton/W	ESPN2	Old Dominion/W	
	ESPN	Oklahoma/W	Raycom	Wisconsin/W	CSM	Cincinnati/L	
1982-83	TVS/NBC	Kansas St./L	Raycom	@Colorado	ESPN	@Colorado/L	
	TVS/NBC	Missouri/L	Raycom	Missouri/L	CSM	Missouri/W	
	ESPN	@Iowa State/W	Raycom	@Kansas/L	CSM	@Oklahoma/L	
1983-84	TVS/NBC	@Colorado/L	Prime	Oklahoma/L	CSM	@Kansas/L	
	TVS/NBC	Kansas/W	Prime	Iowa State/W	CSM	@Texas Tech/L	
	ESPN	@Oklahoma/L	Raycom	Okla. State/W	ESPN2	@Kansas St./L	
1984-85	TVS/NBC	Missouri/L	Raycom	@Kansas St./L	CSM	Texas/W	
	ESPN	@Iowa State/W	Prime	@Missouri/L	CSM	@Iowa State/W	
	TVS/NBC	@Okla. State/L	Raycom	Kansas/W	ABC	Kansas/L	
1985-86	SportsTime	Kansas/L	Prime	@Iowa State/W	CSM	*Missouri/L	
	SportsTime	@Oklahoma/L	Raycom	@Okla. State/L	1997-98	ESPN2	@Tulsa/L
	KATZ	@Colorado/L	Prime	Colorado/W	ESPN2	@Hawaii/L	
1986-87	SportsTime	@Kansas St./L	Raycom	Kansas St./W	ESPN	@Kansas/L	
	SportsTime	Iowa State/W	Raycom	@Oklahoma/L	Big 12 TV	Colorado/W	
	KATZ/AB	@Missouri/L	Prime	*Oklahoma/L	Big 12 TV	Oklahoma/W	
1987-88	SportsTime	@Kansas/L	Raycom	!Connecticut/L	Big 12 TV	@Texas/L	
	SportsTime	Oklahoma/L	Prime	Creighton/W	Big 12 TV	Iowa State/W	
	KATZ	Missouri/W	Raycom	@Okla. State/L	ABC	Kansas/L	
1988-89	KATZ	Colorado/W	Prime	@Okla. State/L	Big 12 TV	Kansas State/L	
	KATZ	Colorado/W	Raycom	@Missouri/L	ESPN	@Iowa State/W	
	KATZ	@Oklahoma/L	ESPN	Kansas/W	Big 12 TV	*Baylor/W	
1989-90	KATZ	@Oklahoma/L	Raycom	*Kansas St./W	Big 12 TV	*Kansas/L	
	KATZ	Kansas St./L	Prime	@Kansas St./W	CBS	!Arkansas/L	
	KATZ	Missouri/L	Raycom	Okla. State/L	1992-93	Raycom	
1990-91	KATZ	@Iowa State/W	Prime	Kansas State/W	Raycom		
	TVS/NBC	@Colorado/L	Raycom	@Colorado/W	Prime		
	TVS/NBC	Kansas/W	ESPN	@Missouri/L	ESPN		
1991-92	TVS/NBC	@Oklahoma/L	Raycom	Missouri/W	Raycom		
	ESPN	Okla. State/W	Prime	Kansas/W	ABC		
	TVS/NBC	Missouri/L	Raycom	@Kansas St./W	Raycom		
1992-93	TVS/NBC	Okla. State/W	Prime	Okla. State/L	ESPN		
	ESPN	@Iowa State/W	Raycom	Western Ky./L			
	TVS/NBC	@Colorado/L	Raycom	@Kansas St./L			

* Conference Tournament; !NCAA Tournament; # National Invitation Tournament



The Last Time...

A Player . . .

Scored 30 points:

Nebraska—31, Tyronn Lue at Colorado, Feb. 21, 1998
Opponent—31, Richard Hamilton, Connecticut, March 21, 1997 (NIT)

Scored 40 points:

Nebraska—42, Eric Piatkowski vs. Oklahoma, March 11, 1994
Opponent—43, Harold Miner, Southern Cal, Nov. 25, 1991

Hit 90 percent of field goal attempts (min. 9 att.):

Nebraska—1,000, Mikki Moore, at Nevada, March 18, 1997 (9-9) (NIT)
Opponent—.900, Tom Greis, Villanova, Nov. 27, 1987 (9-10)

Hit 100 percent of free throw attempts (min. 10 att.):

Nebraska—10-10, Jamar Johnson at Southern Utah, Nov. 30, 1991
Opponent—11-11, Jason Daisly, Northern Iowa, Feb. 13, 1997

Made 10 or more field goals:

Nebraska—11, Tyronn Lue at Iowa State, Feb. 21, 1998
Opponent—12, Chris Mihm, Texas, Jan. 21, 1998

Attempted 20 or more field goals:

Nebraska—20, Tyronn Lue, at Colorado, Feb. 21, 1997
Opponent—21, John Woods, Missouri, Feb. 18, 1998

Made five or more three-pointers:

Nebraska—5, Troy Piatkowski, vs. Kansas State, Feb. 7, 1998
Opponent—5, Pat Bradley, Arkansas, March 12, 1998 (NCAA)

Had 15 or more rebounds:

Nebraska—15, Andy Markowski, vs. Oklahoma, Jan. 18, 1998
Opponent—15, Monte Hardge, Missouri, Feb. 4, 1998

Had 10 or more assists:

Nebraska—11, Tom Wald vs. Kansas State, Jan. 12, 1995
Opponent—11, Ryan Robertson, Kansas, Feb. 1, 1998

Had five or more blocked shots:

Nebraska—6, Venson Hamilton, at UMKC, Dec. 11, 1996
Opponent—6, Charlie Melvin, Colorado, Feb. 21, 1998

Had five or more steals:

Nebraska—6, Cookie Belcher, vs. Arkansas, March 12, 1998 (NCAA)
Opponent—6, Jeff Hafer, Missouri, Feb. 18, 1998

TEAM . . .

Scored 100 or more points:

Nebraska—100, at Oklahoma, Jan. 13, 1996
Opponent—105, Texas, Jan. 21, 1998

Scored 40 or fewer points:

Nebraska—39, vs. Kansas State, March 7, 1984
Opponent—39, Air Force, Dec. 8, 1962

Had three or more 20-point scorers:

Nebraska—vs. Oregon, Nov. 25, 1995 (Jaron Boone, 30; Tyronn Lue, 30; Erick Strickland, 20)
Opponent—at Texas, Jan. 21, 1998 (Chris Mihm 29, Luke Axtell 25, Kris Clack 22)

Had three players with 10 rebounds:

Nebraska—vs. Oklahoma, Jan. 27, 1992 (Derrick Chandler, 20; Carl Hayes, 11; Dapreis Owens, 10)
Opponent—at Oklahoma, Jan. 13, 1996 (Ernie Abercrombie 12, Ryan Minor, 10; Nate Erdmann, 10)

Shot 70 percent from the field:

Nebraska—.723, vs. UNC Wilmington, Dec. 5, 1997 (34-47)
Opponent—.723, vs. Kansas, Feb. 2, 1985 (34-47)

Shot 60 percent from the field:

Nebraska—.639, vs. Coppin State, Dec. 6, 1996 (39-61)
Opponent—.600, Oklahoma State, Feb. 1, 1995 (27-45)

Shot 90 percent from the free-throw line:

Nebraska—.952, vs. Minnesota, Nov. 26, 1995 (20-21)
Opponent—.905, Arkansas, March 12, 1998 (19-21) (NCAA)

Attempted 40 or more free throws:

Nebraska—44, vs. Kansas State, Jan. 18, 1997 (29-44)
Opponent—43, Kansas, Feb. 1, 1997 (26-43)

Attempted 10 or less free throws:

Nebraska—4, vs. Kansas, March 7, 1998 (Big 12)
Opponent—8, Kansas State, Feb. 7, 1998

Made five or less free throws:

Nebraska—2, vs. Kansas, March 7, 1998 (Big 12)
Opponent—2, Kansas State, Feb. 7, 1998

Made 10 or more three-pointers:

Nebraska—10, vs. Western Illinois, Nov. 19, 1997
Opponent—11, at Texas, Jan. 21, 1998

Did not make a three-pointer:

Nebraska—0, vs. Baylor, Feb. 14, 1998
Opponent—0, Toledo, Nov. 24, 1995

Had 60 or more rebounds:

Nebraska—66, vs. Colgate, Dec. 4, 1992
Opponent—62, at Colorado, Feb. 15, 1975

Had 30 or more assists:

Nebraska—35, vs. Northeastern Illinois, Dec. 21, 1994
Opponent—30, at Iowa State, Feb. 3, 1993

Had 15 or more steals:

Nebraska—17, vs. Texas Tech, Feb. 25, 1998
Opponent—15, Tulsa, Dec. 1, 1997

Had 10 or more blocks:

Nebraska—10, at Colorado, Feb. 21, 1998
Opponent—11, Tulsa, Dec. 1, 1997

Had 20 or more turnovers:

Nebraska—21, vs. Arkansas, March 12, 1998 (NCAA)
Opponent—22, Arkansas, March 12, 1998 (NCAA)

Had 10 or fewer turnovers:

Nebraska—8, vs. Iowa State, Jan. 24, 1998
Opponent—9, Iowa State, Jan. 24, 1998

Nebraska defeated a ranked team:

No. 7 Iowa State, Feb. 22, 1997 (74-69, OT)

Nebraska defeated a top five team:

No. 3 Missouri, March 12, 1994 (98-91) (B8)

Nebraska defeated a ranked team on the road:

No. 7 Iowa State, Feb. 22, 1997 (74-69, OT)

Nebraska won five straight games:

7, Games 24-30 in 1997-98, Feb. 11-March 6, 1998

Nebraska won 10 straight games:

10, Games 3-12 in 1994-95, Nov. 27-Dec. 31, 1994


The Schedule

Date	Opponent	Time	Date	Opponent	Time
Nov. 5	Pella Windows Basketball (H) (H) (W)	7:05 pm	Jan. 10	Texas (ESPN Regional Div 12)	3 pm
Nov. 10	Global Sports (H) (H) (W)	7:05 pm	Jan. 13	Kansas State	7:05 pm
Nov. 14	North Carolina-Greensboro	TBA	Jan. 16	Baylor (ESPN Regional Div 12)	3 pm
Nov. 19	☐ Villanova	Midnight	Jan. 20	☐ Oklahoma	7:05 pm
Nov. 21	☐ Second Round	TBA	Jan. 23	Colorado (ESPN Regional Div 12)	12:45 pm
Nov. 22	☐ Final Round	TBA	Jan. 27	Kansas	7:05 pm
Nov. 28	North Carolina AGT	1:05 pm	Jan. 30	☐ Iowa State	7 pm
Dec. 1	Tulsa	7:05 pm	Feb. 3	☐ Colorado	8 pm
Dec. 4	☐ Southwest Texas State	6:30 pm	Feb. 6	Missouri (ESPN Regional Div 12)	3 pm
Dec. 5	☐ Consolation	6 pm	Feb. 10	☐ Kansas (ESPN Regional Div 12)	8:05 pm
	☐ Championship	8:15 pm	Feb. 13	Iowa State (ESPN)	8:30 pm
Dec. 9	Creighton	7:05 pm	Feb. 17	Oklahoma State	7:05 pm
Dec. 12	☐ Colorado State	8 pm	Feb. 20	☐ Texas Tech (ESPN)	8:30 pm
Dec. 19	Minnesota	7:05 pm	Feb. 24	☐ Kansas State	7:05 pm
Dec. 27	☐ San Francisco	9 pm	Feb. 27	Texas AGM (ESPN Reg. Div 12)	12:45 pm
Dec. 30	☐ UMKC	7 pm	March 4-7	Big 12 Tournament	TBA
Jan. 2	☐ Missouri	7 pm			

☐ Top of the World Classic ☐ America Classic • All Times Central
 Call 1-800-8-NEBRASKA for ticket information



Chad Johnson • So. • F
 Started 10 Games As Freshman



Brant Harriman • So. • C
 Returning letterwinner

HUSKERS

Larry Florence ♦ F
Two-Year Starter

Troy Piatkowski ♦ G/F
97-98 Big 12 All-Bench Team

Andy Markowski ♦ F
Two-Time Academic All-Big 12

