


Nebraskaasketball™

97-98

MEDIA

& RECRUITING
GUIDE



Tyrone Lue,
All-America Candidate


five dollars tax included

Nebraska basketball™

97-98

MEDIA

& RECRUITING
GUIDE



BIG 12 COACHING SERVICE

1. Norm Stewart, Missouri	31
2. Danny Nee, Nebraska	12
3. Roy Williams, Kansas	10
Tom Penders, Texas	10
5. Eddie Sutton, Oklahoma St.	8
6. James Dickey, Texas Tech	7
Tony Barone, Texas A&M	7
8. Tom Asbury, Kansas St.	4
Tim Floyd, Iowa St.	4
Harry Miller, Baylor	4
Kelvin Sampson, Oklahoma	4
12. Ricardo Patton, Colorado	2

HOME OF THE HUSKERS

Nebraska has won nearly 80 percent of its games in 21 seasons in the Devaney Sports Center.



1997-98 NEBRASKA BASKETBALL

TABLE OF CONTENTS

GENERAL INFORMATION

1997-98 Quick Facts, Schedule 2
 Athletic Staff Directory 3
 Media Policies 4-5
 Travel Plans and Rule Changes 6
 Postseason Tournament Dates and Sites 7
 Nebraska Media Outlets 8

THIS IS NEBRASKA

Nebraska Basketball A to Z 10-11
 Danny Nee-Entering His 12th Season 12
 Nebraska Basketball Through the Decades 13
 Nebraska National Coverage 14
 Huskers in The NBA 15
 Nebraska Facilities--Second to None 16-17
 Game Day at Nebraska 18
 NU Student-Athletes-A Lifelong Commitment 19
 The Nebraska Academic Team 20-23
 University of Nebraska--The Place to Be 24
 Lincoln, an All-America City 25
 Husker Athletics - Nationally Prominent 26

1997-98 OUTLOOK

Roster 28-29
 Season Outlook 30-32
 Husker Notes 33-34
 Radio and Television Roster 35

PLAYER PROFILES

Tyronn Lue 36-37
 Venson Hamilton 38-39
 Larry Florence 40-41
 Andy Markowski 42-43
 Troy Piatkowski 44-45
 Cookie Belcher 46-47
 Cary Cochran 48
 Brant Harriman 48
 Chad Johnson 49
 Todd Smith 49
 Rodney Williams 50
 Chad Burbach 50
 Michael Johnette 51
 Ryan Phifer 51
 Husker Stats vs. Conference Opponents 52

HUSKER COACHES/UNIVERSITY STAFF

Danny Nee 54-58
 Jimmy Williams 59
 Scott Howard 60
 Randy Roth 61
 Husker Basketball Staff 62
 Director of Athletics Bill Byrne 63
 University Administration 64-65
 Athletic Department Staff 66-67
 Cornhusker Legend, Licensing 68

NEBRASKA BASKETBALL MEDIA GUIDE CREDITS

The 1997-98 Nebraska Men's Basketball Media/Recruiting Guide was written and edited by Assistant Sports Information Director Keith Mann with assistance from Sports Information Director Chris Anderson, office manager Vicki Cartwright, intern Shamus McKnight and Director of Basketball Operations Nick Joos. Thanks to Sean Faden and Rich Claussen of Bailey Lauerman and Associates for the cover designs. Thanks to Mike Babcock, freelance and Lee Barfknecht, Omaha World-Herald for their writing contributions. Photo credits to Tom Slocum, Richard Voges and Richard Wright, UNL Photo Productions; Jeff Carney, Jeff Bundy, Jim Burnett, Rich Janda, and Bill Batson, Omaha World-Herald; Ted Kirk, Robert Becker, Harold Dreimanis, Gail Folda, Lincoln Journal Star; Rick Anderson, Bob Beauvais, Dave Finn, John Grieshop, Dennis Hubbard, Keith Krebs, Lu Pavelka, Jennifer Pottheiser, free lance. Designed on Aldus PageMaker. Printed by UNL Printing and Duplicating. The cover design and layout are copyrighted by the NU Sports Information Office and Bailey Lauerman and Associates (TM).

1997-98 OPPONENTS

Husker Season Schedule Calendar 70-71
 Non-Conference Opponents 72-86
 Ameritas Classic History, Results 78-79
 Kansas Jayhawks 87
 Oklahoma State Cowboys 88
 Colorado Buffaloes 89
 Oklahoma Sooners 90
 Texas Longhorns 91
 Iowa State Cyclones 92
 Kansas State Wildcats 93
 Missouri Tigers 94
 Texas A&M Aggies 95
 Baylor Bears 96
 Texas Tech Red Raiders 97
 Series Records vs. Big 12 Opponents 98-105
 Huskers in Exhibition Play 105
 Big 12 Composite Schedule 106-107
 Nebraska vs. All Opponents 108-112
 Huskers in the Conference Tournament 113-114
 Big 12 Conference Information 115
 NCAA Rules and Regulations 116

1996-97 REVIEW

Season Review 118-119
 Statistics and Results 120-122
 Big 12 Statistics 123-126
 Box Scores 127-137
 Husker Seniors, Jack Moore Award 138

RECORDS


Individual Records 140-143
 Team Records 144-145
 Single-Season Individual Leaders 146-147
 Career Individual Leaders 148-149
 Team Season Bests 150-151
 Season Defensive Records 152-153
 Year-by-Year Statistical Leaders 154-157
 Year-by-Year Team Statistics 158-159
 Devaney Sports Center Records 160-163
 Postseason Records and Box Scores 164-178

HISTORY

The History of Nebraska Basketball 180-182
 1,000-Point Club 183-185
 30-Point Club 186
 Nebraska Basketball Hall of Fame 187
 Nebraska Honor Roll 188
 All-Time Husker Coaching Records 189
 Nebraska Lettermen 190-191
 Season-by-Season Summary 192-193
 All-Time Results 194-210
 Television Log 211
 The Last Time 212




The University of Nebraska
 Pages 10-26



Husker Players
 Pages 36-52



Nebraska Coaching Staff
 Pages 54-68



History and Records
 Pages 140-212

HUSKER INFORMATION

1997-98 HUSKER QUICK FACTS

1996-97 Overall Record 18-15
 1996-97 Big 12 Record/Finish 7-9/tie for sixth
 1997 Big 12 Tournament 0-1
 1997 Postseason National Invitation Tournament,
 2-1, def. Washington, 67-63;
 def. Nevada, 78-68; lost to Connecticut, 76-67
 Lettermen Returning/Lost 9/5

Starters Returning (4): Tyronn Lue (G, 6-0, 175, Jr., 18.8 ppg, 4.3 apg);
 Cookie Belcher (G, 6-3, 205, So., 9.2 ppg, 3.8 rpg); Larry Florence (F, 6-5,
 220, Jr., 7.5 ppg, 3.8 rpg); Venson Hamilton (C, 6-10, 235, Jr., 10.8 ppg,
 8.4 rpg)

Other Returning Lettermen (5): Andy Markowski (F, 6-8, 215, Jr., 4.2
 ppg, 3.9 rpg); Troy Piatkowski (G/F, 6-5, 195, Jr., 2.3 ppg, 1.3 rpg); Chad
 Burbach (F, 6-6, 180, Sr.); Ryan Phifer (G, 6-3, 205, Sr.); Michael
 Johnette (G, 6-4, 215, Sr.)

Starters Lost (1): Mikki Moore (C, 6-11, 220, 11.7 ppg, 7.4 rpg, 2.7 bpg)

Other Lettermen Lost (4): Bernard Garner (F, 6-7, 245, 9.9 ppg, 5.4 rpg);
 Alvin Mitchell (G, 6-0, 160, 2.7 ppg, 1.4 rpg); Ryan Hinckley (F, 6-4,
 215); Andy Schwindt (G, 6-3, 180)

1997-98 Newcomers (5): Cary Cochran (G, 6-2, 180, Fr.); Brant
 Harriman (C, 6-10, 250, Fr.); Chad Johnson (F, 6-6, 220, Fr.); Todd
 Smith (G, 6-4, 195, Fr.); Rodney Williams (G, 6-3, 195, Fr.)

Percentage of Scoring Returning: 69.2 (1,665 of 2,407 points)
 Percentage of Rebounding Returning: 62.9 (750 of 1,191 rebounds)

RETURNING 1997-98 STATISTICAL LEADERS

Field Goal Percentage: Venson Hamilton, .577
 3-Point Percentage: Cookie Belcher, .395
 Free Throw Percentage: *Tyronn Lue, .813
 Rebounding: *Venson Hamilton, 8.4
 Scoring: *Tyronn Lue, 18.8
 Assists: *Tyronn Lue, 136
 Steals: *Cookie Belcher, 87
 Blocked shots: Venson Hamilton, 56
 Minutes played: *Tyronn Lue, 1,150
 *Indicates led team in 1996-97

NEBRASKA IN 1996-97 BIG 12

CONFERENCE STATISTICS

Category	All Games	Conference
Offense	72.9 ppg/7th	72.8ppg/5th
Defense	71.4 ppg/9th	73.5 ppg/9th
Scoring Margin	+1.5/9th	-0.8/7th
Rebound Margin	+4.0/3rd	+2.1/3rd
Field Goal Percentage	.464/4th	.456/3rd
3-Point Percentage	.324/10th	.317/10th
Free Throw Percentage	.670/8th	.668/9th
Field Goal Percentage Defense	.410/5th	.428/7th

HUSKER ODDS & ENDS

Tallest Players: Brant Harriman, Venson Hamilton, 6-10
 Shortest Player: Tyronn Lue, 6-0
 Average Height: 6-5
 Heaviest Player: Brant Harriman, 250
 Lightest Player: Tyronn Lue, 175
 Average Weight: 206

1997-98 SCHEDULE

Date	Opponent	Time
Nov. 5	*Pella Windows Basketball	7:05 p.m.
Nov. 10	*Marathon Oil	7:05 p.m.
Nov. 16	UNC Greensboro	1:05 p.m.
Nov. 19	Western Illinois	7:05 p.m.
Nov. 22	New Orleans	7:05 p.m.
Nov. 25	Colorado State	7:05 p.m.
Nov. 29	Texas-San Antonio	7:05 p.m.
Dec. 1	at Tulsa (ESPN2) Ameritas Classic	6 p.m.
Dec. 5	Nebraska vs. UNC Wilmington Cornell vs. Grambling State**	6:30 p.m. 8:30 p.m.
Dec. 6	Consolation Championship**	6 p.m. 8:15 p.m.
Dec. 10	at Creighton	7:05 p.m.
Dec. 13	at Minnesota (Midwest Sports Channel) Outrigger Hotels Rainbow Classic%	7 p.m.
Dec. 27	Nebraska vs. Virginia	9:30 p.m.
Dec. 29	BYU/Hawaii	3/9 p.m.
Dec. 30	Kansas/Ohio State/Vanderbilt/ New Mexico State	TBA
Jan. 3	at Kansas# (ESPN)	9:05 p.m.
Jan. 7	at Oklahoma State#	7:05 p.m.
Jan. 11	Colorado# (ESPN Regional/Big 12)	12:05 p.m.
Jan. 18	Oklahoma# (ESPN Regional/Big 12)	12:05 p.m.
Jan. 21	at Texas# (ESPN Regional/Big 12)	8:05 p.m.
Jan. 24	Iowa State# (ESPN Regional/Big 12)	12:45 p.m.
Jan. 28	at Kansas State#	7:05 p.m.
Feb. 1	Kansas# (ABC)	2:35 p.m.
Feb. 4	at Missouri#	7:05 p.m.
Feb. 7	Kansas State# (ESPN Regional/Big 12)	12:45 p.m.
Feb. 11	at Texas A&M#	7 p.m.
Feb. 14	Baylor#	7:05 p.m.
Feb. 18	Missouri#	7:05 p.m.
Feb. 21	at Colorado#	7 p.m.
Feb. 25	Texas Tech#	7:05 p.m.
Feb. 28	at Iowa State# (ESPN)	6:30 p.m.
March 5-8	Big 12 Tournament Kansas City, Mo.	TBA

* Exhibition Game; **or 30 minutes after the first game;
 % Honolulu, Hawaii; # Big 12 Conference Games

1996-97 BIG 12 STANDINGS

Team	Overall		Conference	
	W-L	Pct.	W-L	Pct.
1. Kansas	34-2	.944	15-1	.938
2. Colorado	22-10	.688	11-5	.688
3. Texas	18-12	.600	10-6	.625
Iowa State	22-9	.710	10-6	.625
Texas Tech*	19-9	.679	10-6	.625
6. Oklahoma	19-11	.633	9-7	.563
7. Nebraska	18-15	.545	7-9	.438
Oklahoma St.	17-15	.531	7-9	.438
9. Baylor	18-12	.600	6-10	.375
10. Missouri	16-17	.486	5-11	.312
11. Texas A&M	9-18	.333	3-13	.188
12. Kansas State	10-17	.370	3-13	.188

*Texas Tech later forfeited its conference wins.
 Non-Conference Record: 104-32 (.765)

BIG 12 IN 1997 TOURNAMENT PLAY

Kansas: 2-1 in NCAA Tournament
 Iowa State: 2-1 in NCAA Tournament
 Texas: 2-1 in NCAA Tournament
 Colorado: 1-1 in NCAA Tournament
 Oklahoma: 0-1 in NCAA Tournament
 Nebraska: 2-1 in NIT
 Oklahoma State: 1-1 in NIT

ATHLETIC STAFF DIRECTORY

ADMINISTRATION & STAFF

Area Code	402
General Athletic Department	472-4224
Chancellor: Dr. James Moeser	472-2116
President: Dr. L. Dennis Smith	472-2111
Institutional Representative: Josephine Potuto, J.D.	472-1252
Director of Athletics: Bill Byrne	472-3011
Senior Associate AD/Compliance/Football: Al Papik	472-2042
Associate AD/Business and Finance: Gary Fouraker	472-2273
Associate AD/Sr. Women's Admin.: Dr. Barbara Hibner	472-6460
Assistant AD/Sports Information Director: Chris Anderson ..	472-2263
Assistant AD/Dir. of Athletic Performance: Boyd Epley	472-3333
Assistant AD/Academic Programs & Student Services: Dennis Leblanc	472-2042
Assistant AD/Head Football Coach: Tom Osborne	472-3116
Sports Information Director Emeritus: Don Bryant	472-5959

HUSKER BASKETBALL STAFF

Office Number	472-2265
Head Basketball Coach: Danny Nee (12th year)	
Associate Head Coach: Jimmy Williams (6th year)	
Assistant Coach: Scott Howard (3rd year)	
Assistant Coach: Randy Roth (1st year)	
Director of Basketball Operations: Nick Joos	
Basketball Video Coordinator: Troy Odegaard	
Coach Nee's Secretary: Ellen Shutts	
Secretaries: Kim Baete, Danielle Ekeler, Heidi Lauby	

NEBRASKA MEDICAL TEAM

Office Number:	472-2276
Director of Athletic Medicine: Dr. Lonnie Albers	
Chief of Staff/Orthopedic Surgeon: Dr. Pat Clare	
Orthopedists: Dr. Robert Dugas, Dr. Tom Heiser, Dr. Scott Strasburger	
Head Athletic Trainer/Physical Therapist/ Associate Director of Athletic Medicine: Jerry Weber, RPT	
Associate Head Athletic Trainer: Doak Ostergard	
Assistant Athletic Trainer/Men's Basketball: Mike Gooding	
Assistant Athletic Trainers: Cindy Benda, Brad Brown, Tom Dufresne, PT	

ACADEMIC PROGRAMS AND STUDENT SERVICES

Office Number:	472-2042
Associate Director, Director of Life Skills: Keith Zimmer	
Counselors: Robert Hicks, Beth Kuchta	
Coordinator of Learning Development Programs: Kim Schellpeper	

NEBRASKA SUPPORT STAFF

Administrative Services Manager: Norma Knobel	472-7063
Business Services Manager: Craig Busboom	472-2273
Director of Athletic Development: Jack Pierce	472-2367
Director of Integrated Systems: Cindy Bell	472-3111
Director of Athletic Licensing and Sales: Chris Bahl	472-9446
Director of Events: Butch Hug	472-1960
Director of Facilities: John Ingram	472-1960
Director of HuskerVision: Jeff Schmahl	472-4645
Marketing Director: Heidi Cuca	472-4612
Ticket Manager: John Anderson	472-3111
Video Operations Director: Dave Finn	472-3116
Devaney Center Superintendent: Doug Lillie	472-1132
Devaney Center Equipment Manager: Jay Terry	472-1416

It is the policy of the University of Nebraska-Lincoln not to discriminate on the basis of sex, age, handicap, race, color, religion, marital status, veteran's status, national or ethnic origin, or sexual orientation.

GENERAL INFORMATION

Location:	Lincoln, Neb.
Population:	200,000
Founded:	1869
Enrollment:	25,000
Arena:	Bob Devaney Sports Center
Year Opened:	1976
Capacity:	14,200
Surface:	Wood
Press row phone:	402-472-2279
Nickname:	Cornhuskers, Huskers
Colors:	Scarlet & Cream
Conference:	Big 12

SPORTS INFORMATION OFFICE STAFF

Office Number:	472-2263
Sports Information Director: Chris Anderson	
Home Phone: (402) 489-8766	
E-Mail: canderson@huskers.unl.edu	
Assistant SID/Basketball Contact: Keith Mann	
Home Phone: (402) 474-4327	
E-Mail: kmann@huskers.unl.edu	
Assistant SID: Hank Largin	
Home Phone: (402) 465-9021	
E-Mail: hlargin@huskers.unl.edu	
Assistant SID: Jennifer Little	
Home Phone: (402) 464-8641	
E-Mail: jlittle@huskers.unl.edu	
Secretary: Vicki Cartwright	
Interns: Jeff Griesch, Shamus McKnight, Trevor Parks	
Student Assistants: Jeff Abele, Leslie Hammond, Jason Henke, Ka'Ron Johnson, Shane Ury	
SID FAX Phone: 402-472-2005	
SID Mailing Address: P.O. Box 880123, 116 So. Stadium, Lincoln, NE 68588-0123	
E-Mail Address: sportsinfo@huskers.unl.edu	
Home Page/Live Radio Broadcasts: http://huskerwebcast.com	



The University of Nebraska Department of Intercollegiate Athletics, as an integral part of the University's educational mission, is committed to a comprehensive athletics program, **Dedicated to Excellence.**

ADMINISTRATION

Board of Regents

Robert Allen, Hastings
 Donald S. Blank, D.D.S., McCook
 Chuck Hassebrook, Walthill
 Drew Miller, Ph.D., Papillion
 Nancy O'Brien, Ph.D., Waterloo
 John W. Payne, Kearney
 Rosemary Skrupa, J.D., Omaha
 Charles Wilson, M.D., Lincoln
President: Dr. L. Dennis Smith

Student Regents

Bryan Reichmuth, UN-Kearney
 Curtis Ruwe, UN-Lincoln
 Sarah Svoboda, UN-Medical Center
 Jason Winterboer, UN-Omaha



MEDIA INFORMATION & POLICIES



Chris Anderson
Sports Information
Director



Keith Mann
Assistant SID/
Men's Basketball



Vicki Cartwright
SID Office Manager

The 1997-98 Nebraska Media Guide is designed to assist the media in its coverage of Husker basketball. Additional information, including releases, photographs, slides and videotape may be obtained by contacting the Sports Information Office at (402) 472-2263. Please take a moment to review the following policies and services which are intended to assist you in your coverage of Nebraska basketball this season.

Media Credentials: All requests for press, broadcast, photo and parking credentials for Nebraska basketball home games should be directed to Chris Anderson, Sports Information Director or Keith Mann, Assistant Sports Information Director, P.O. Box 880123, 116 South Stadium, Lincoln, Neb., 68588-0123. Requests must be made in writing on appropriate letterhead at least one week before the game. Requests via fax are acceptable (see fax information below). As a general rule, working space is allocated on the following basis: (1) daily newspaper and wire-service writers covering for next-day publication; (2) radio and television personnel for broadcast origination; (3) sports editors of Nebraska daily newspapers; (4) official school student daily newspaper, one seat only; (5) approved special coverage.


Media Will Call: Media passes which are not mailed may be picked up at the will-call window, located under the south ramp of the Bob Devaney Sports Center. The will-call window opens 90 minutes before tipoff. Identification is required to pick up credentials or tickets.

Media Parking: Parking for the media is located adjacent to the Bob Devaney Sports Center on the south side. The south street lot is accessible from Court Street, between 14th and 17th Streets.

Devaney Center Directions: The Bob Devaney Sports Center is located on the west edge of the Nebraska State Fairgrounds. To reach it from the Lincoln Municipal Airport, turn right on Northwest 12th Street as you drive out of the airport. Northwest 12th Street becomes Cornhusker Highway, which intersects with 14th Street. Exit south on 14th Street off Cornhusker Highway. Travel to Court Street, turn left, and go two blocks east to the arena, which is on the north side of Court Street. From Omaha's Eppley Airfield, follow the signs to downtown Omaha and I-480. Take I-480 west to I-80, then take I-80 west approximately 60 miles to I-180. Exit South on I-180, then exit east to Cornhusker Highway and follow the instructions above.

Player Interviews: All media requests for interviews with Nebraska basketball players should be directed to Assistant SID Keith Mann (office phone: 402-472-2263; home phone: 402-474-4327) at least one day in advance. Players are usually available for telephone interviews early afternoons and evenings, except game days. The best time for in-season interviews is before or after practice at the Bob Devaney Sports Center. With advance notice, interviews can be arranged for other hours.

Nee Interview Time: The best time to reach Coach Danny Nee for an interview is weekdays from 11:30 a.m. to noon, Central time. Interviews with Coach Nee should be scheduled through the Sports Information Office. Coach Nee's office telephone number is 402-472-2265. During the season, Nee will host a weekly press conference at the Bob Devaney Sports Center on the following tentative dates--Nov. 13, Nov. 24, Dec. 3, Dec. 9, Jan. 5, Jan. 12, Jan. 19, Jan. 26, Feb. 2, Feb. 9, Feb. 16, Feb. 23 and March 2. Nee will also participate in the weekly Big 12 Conference telephonic press conferences at 11:40 a.m. (Central), beginning Dec. 2. Contact the Big 12 Service Bureau, 214-742-1212 for more information.



Postgame Interviews: The Nebraska postgame locker room is closed to the media at home games. For home games, Nebraska's postgame news conference will be held following a brief cooling off period in the "ready" room, located adjacent to the Huskers' locker room in the Bob Devaney Sports Center. The "ready" room can be reached off the hallway at the southwest corner of the playing floor. **NOTE: Beginning this season entrance to the postgame interview area will be from the outside hallway only --media will not be allowed to enter the "ready" room through the men's basketball office.** The visiting team is headquartered in the visitor's locker room, located off the hallway at the northwest corner of the playing floor. On the road, after the cooling off period, Nee will be available outside the Huskers' locker room. When Nee leaves for his postgame radio show, the Husker locker room will be opened to the media.

Press Row Location: Press row for Nebraska basketball games is located on the south sideline of the playing floor, opposite the team benches. The old press box, located above section C-12 on the south side of the arena, is used as an overflow area. The camera deck is located at the top of the arena, directly behind the old press box. Television crews broadcasting live may shoot from either floor level (northeast or southwest baselines) or the camera deck, but they may not occupy space in the C-12 press area. The press room is located off the hallway at the southeast corner of the playing floor.

Media Services: Pregame notes, programs and media guides will be provided prior to each game. Play-by-play sheets, final statistics, coach and player quotes from each locker room will be distributed. Starting one-and-one-half hours before tipoff, refreshments will be served in the press room. An SID Office representative will be in the Press Room until all writers have filed.

Radio/Television Broadcast Space: Requests for live radio and television broadcast space and credentials should be made to Keith Mann, Assistant Sports Information Director, 116 South Stadium, P.O. Box 880123, University of Nebraska, Lincoln, Neb., 68588-0123, telephone 402-472-2263. If statisticians are needed, please contact the Sports Information Office at least three days in advance.

Broadcast Rights: The University of Nebraska-Lincoln and Pinnacle Sports Productions own exclusive radio broadcast rights to all of the University's men's basketball games played in the Bob Devaney Sports Center. Other than the Nebraska Sports Network and the University of Nebraska student station (KRNU), the only stations or networks which will be allowed to broadcast Nebraska games from the Devaney Center are those which have rights to broadcast games played by the opposing team. All radio stations and networks broadcasting from the Bob Devaney Sports Center must sign a contract with the University and are subject to a rights fee. Any

Pinnacle Sports Productions

representative of a radio station or network that has not purchased such rights shall not air live game action or description of any game while it is in progress, nor shall such representatives air tape-recorded or live commentary of Nebraska coaches or players for one hour before or after a game. Only stations which have purchased broadcast rights may install telephones on press row, or use telephones on press row for reporting on games. By accepting media credentials, representatives of stations and networks which have not purchased broadcast rights signify their agreement to the above stipulations.

Telephones: Nebraska provides four modular telephones in the Bob Devaney Sports Center Press Room. All long distance calls must be credit card, collect or billed to a third number. Any media source wishing to place a telephone on press row should contact University of Nebraska Telecommunications (402-472-2000) at least two weeks prior to the game.

Broadcast Telephone Lines: Visiting radio stations are welcome to have their own telephone lines installed on press row and may do so by contacting University of Nebraska Telecommunications (402-472-2000). However, Pinnacle Sports Productions installs additional telephone lines for visiting official broadcasts and charges a fee for the use of those lines for non-conference games (Big 12 official stations receive the use of the lines free of charge as part of a cooperative). Stations interested in using the lines should contact Mike Elliott of Pinnacle Sports Productions (402-430-7312).

Pro Scouting Passes: Per Big 12 Conference rules, the University of Nebraska does not provide press row access or media credentials for scouts of professional basketball teams. Scouts may arrange through the Sports Information Office (402-472-2263) to purchase tickets for Nebraska home games. The tickets may be picked up at the will-call window.

Sports Information Office: The University of Nebraska Sports Information Office is located in Room 116 of the South Stadium Building, which is located at the south end of Memorial Stadium at Stadium Drive and T Streets. The South Stadium Building is approximately one mile from the Devaney Center.

Fax Access: The Nebraska Sports Information Office has an automatic facsimile machine which can transmit or receive documents. The phone number for the fax is 402-472-2005. A facsimile machine is available in the Bob Devaney Sports Center following the game, and Sports Information Office personnel will send box scores free of charge as time permits. Nebraska and all Big 12 Conference schools are participating in a conference-wide fax-back system, where interested parties may call directly and have releases, notes and statistics faxed to their machine. There will be no charge to the receiver, other than the normal cost of the long distance call. Please contact the Nebraska Sports Information Office (402-472-2263) or the Big 12 Conference (214-742-1212) for more information. To access Fax-on-Demand, call 770-399-3066. The Big 12 code is 1212, while Nebraska's release/game notes/statistics can be found under 1865 and the Huskers' most-recent box score under 1867. Box scores will be updated immediately after home games and as soon as possible on away games.

Husker Basketball on the Internet: Nebraska basketball information will be regularly updated on the Internet throughout the season. The Nebraska home page and live and delayed radio broadcasts can be accessed at <http://huskerwebcast.com>.

"THE DANNY NEE SHOW"

The Danny Nee Show can be seen on four stations this season, including KMTV-Omaha, KLKN-Lincoln, KSTF-Scottsbluff and KNOP-North Platte. Rich Roberts of KMTV is in his ninth year as the show's host. Most Saturday's the show can be seen at noon on KMTV. Check local listings for times and dates of the show on other stations.



Warren Swain
Play-by-Play



Nick Joos
Color

Pinnacle Sports Productions is in its second year of producing live broadcasts of University of Nebraska sporting events, including men's basketball. The Pinnacle Sports contract began with the 1996-97 year and continues through 2000-2001. The contract includes exclusive radio broadcast rights to Nebraska football, men's and women's basketball and volleyball.

Pinnacle heads up a large network of state and national affiliates, which allows Husker games to be heard statewide and in various areas of the United States. As of press time, Pinnacle Sports had a 28-station network, including 27 in Nebraska and one in Iowa, for Husker men's basketball. The games can also be heard live on the Internet by accessing Nebraska's home page at huskerwebcast.com.

The on-air talent for Nebraska basketball will be the same as a year ago. Veteran sportscaster Warren Swain is in his second season as the Huskers' play-by-play voice. Swain has been in the sports radio business for nearly three decades. Before coming to Nebraska, he spent 11 years as the radio voice of University of Virginia football, basketball and lacrosse. Nebraska Director of Basketball Operations Nick Joos will once again serve as the color commentator for Husker games, both home and away. Joos is in his second year as the color commentator for all games and his fourth year of broadcasting Nebraska road games.

1997-98 NETWORK STATIONS

Ainsworth, KBRB-AM	1400
Alliance, KCOW-AM	1400
Aurora, KLRB-FM	97.3
Beatrice, KWBE-AM	1450
Broken Bow, KCNI-AM	1280
Broken Bow, KBBN-FM	98.3
Chadron, KCSR-AM	610
Columbus, KJSK-AM	900
Columbus, KCSR-AM	610
Falls City, KTNC-AM	1230
Fremont, KHUB-AM	1340
Grand Island, KRGI-AM	1430
Holdrege, KUVR-AM/FM	1380/97.7
Kearney, KGFV-AM	1340
Kimball, KIMB-AM	1260
Lexington, KRVN-AM	880
Lincoln, KLIN-AM	1400
Lincoln, KFGE-FM	105.3
McCook, KKYT-FM	105.3
Norfolk, KNEN-FM	94.7
North Platte, KODY-AM	1240
Omaha, KKAR-AM	1290
Scottsbluff, KNEB-AM	960
Sidney, KSID-AM	1340/98.7
Valentine, KVSH-AM	940
York, KAWL-AM	1370
Shenandoah, IA, KKBZ-FM	99.3



NEBRASKA TRAVEL PLANS

Tulsa

Nov. 30-Dec. 1
Charter Airline
Depart Lincoln: 4 p.m.
Marriott Southern Hills
(918) 523-3549

Creighton

Dec. 10
Charter Bus
Depart Lincoln: 3:45 p.m.

Minnesota

Dec. 12-13
Charter Airline
Depart Lincoln: 4 p.m.
Minneapolis Hilton
(612) 376-1000

Rainbow Classic

Dec. 24-Dec. 31
Commercial Airline
Depart Lincoln: 7:20 a.m.
Sheraton Waikiki
(808) 933-4422

Kansas

Jan. 1-4
Commercial Airline from Honolulu
Arrive, Kansas City: 12:50 p.m.
Overland Park Marriott
(913) 451-8000

Oklahoma State

Jan. 6-7
Charter Airline
Depart Lincoln: 4 p.m.
Best Western
(405) 377-7010

Texas

Jan. 20-21
Charter Airline
Depart Lincoln: 4 p.m.
Omni Southpark
(512) 448-2222

Kansas State

Jan. 27-28
Charter Bus
Depart Lincoln: 3:30 p.m.
Holiday Inn Manhattan
(913) 539-5311

Missouri

Feb. 3-4
Charter Airline
Depart Lincoln: 3:30 p.m.
Holiday Inn Select
(573) 445-8531

Texas A&M

Feb. 10-11
Charter Airline
Depart Lincoln: 4 p.m.
College Station Hilton
(409) 693-7500

Colorado

Feb. 20-22
Commercial Airline
Depart Lincoln: 1:05 p.m.
Regal Harvest House
(303) 443-3850

Iowa State

Feb. 27-28
Charter Bus
Depart Lincoln: 4 p.m.
Best Western Star Light Village
(515) 232-9260

Big 12 Tournament

March 4-8
Charter Bus
Depart Lincoln: TBA
Hyatt Regency Crown Center
(816) 421-1234.

Note: Nebraska will return to Lincoln immediately following all road games, unless noted. The Huskers will fly from Honolulu to Kansas City and bus to Lawrence, Kan., for its Jan. 3 game.

NCAA RULE CHANGES

2-10: Added the omission of a shot clock violation to the list of correctable errors.

3-4: During multiple free-throw personal fouls, substitutions may be made only before the final attempt in the sequence or after the final attempt has been successfully converted.

4-6: A player is guarded closely when holding or dribbling the ball while being guarded within six feet in the front court only. A violation will occur if the closely guarded player anywhere in the front court holds or dribbles the ball for five seconds. The count shall not begin or it shall be terminated during an interrupted dribble.

5-10-d: Timeout requests can be made by a player on the court or by the head coach.

5-12: The game clock and shot clock shall be started simultaneously when the ball touches or is touched by another player on the court. Exceptions to this rule are the jump ball at the beginning of the first half or any overtime period, and possession occurring after a rebounded free throw. In those instances, the shot clock will not begin until one team has clearly gained possession.

10-5-1: Technical fouls assessed due to fans purposely throwing debris on the court will be charged as administrative technical fouls rather than unsporting technical fouls and no longer will be charged to the head coach.

POINTS OF EMPHASIS

1. Palming (illegal dribble).
2. Rough play away from the ball.
3. Players must be clearly in control of the ball before being allowed to request a timeout.
4. Coaches are required to remain within the coaching box. Officials may choose to provide an initial warning when appropriate, otherwise the coach will be assessed a technical foul.

MEN'S APPROVED EXPERIMENTATION

Subject to the approval of the NCAA Special Events Committee, the following experimental rules will be used during selected exempt events during the 1997-98 season.

1. The team in control shall attempt a try for a field goal within 40 seconds.
2. A maximum of five players shall occupy the free-throw lane space marks during an attempted free throw. The defensive team must by rule occupy the two lane-space marks nearest the basket and has the option of filling one additional spot, while the offensive team has the option to occupy two lane-space marks.

One experimental rule was approved for regular-season play only. Permission for a conference to use the experimental rule must be granted by Ed Bilik, Director of Athletics, Springfield College, 263 Alden Street, Springfield, MA, 01109. Following is the experimental rule for the 1997-98 season.

1. An offensive turnover will result when the defensive team initiates a held ball situation (with the exception of a held ball after a rebound).

Men's Basketball Rules Committee: Tim Autry, South Carolina State University; Ed Bilik, Springfield College; Clint Bryant, Augusta State College; Tom Bryant, Centre College; Art Hyland, Big East Conference; Herb Kenny, Wesleyan University; Gene Mehaffey, Ohio Wesleyan; Reggie Minton, U.S. Air Force Academy; Mike Montgomery, Stanford; Ted Paulauskas, Saint Anselm College; Tom O'Connor, George Mason University; Andy Russo, Florida Institute of Technology; Roy Williams, University of Kansas.

NCAA Division I Men's Basketball Tournament Committee: McKinley Boston, Minnesota; Rudy Davalos, New Mexico; Lee Fowler, Middle Tennessee State; Charles Harris, MEAC Conference; Terry Holland, Virginia; C.M. Newton, Kentucky; Craig Thompson, Sun Belt Conference; Michael Tranghese, Big East Conference; Carroll Williams, Santa Clara.



1998 POSTSEASON TOURNAMENT SITES, DATES

1998 NCAA TOURNAMENT

1ST & 2ND ROUNDS

March 12 & 14,
(Thursday & Saturday)
East: Hartford Civic Center,
Hartford, Conn.
Southeast: The Omni, Atlanta
Midwest: Myriad Convention Center,
Oklahoma City
West: Arco Arena, Sacramento, Calif.

March 13 & 15, (Friday & Sunday)
East: USAir Arena, Landover, Md.
Southeast: Rupp Arena, Lexington, Ky.
Midwest: United Center, Chicago
West: Boise State University Pavilion,
Boise, Idaho

REGIONALS

March 19 & 21,
(Thursday & Saturday)
East: Greensboro Coliseum,
Greensboro, N.C.
West: Arrowhead Pond at Anaheim,
Anaheim, Calif.

March 20 & 22, (Friday & Sunday)
Southeast: ThunderDome, St. Petersburg, Fla.
Midwest: Kiel Center, St. Louis

FINAL FOUR

March 28 & 30, (Saturday & Monday)
Alamodome, San Antonio, Texas
Host: University of Texas-San Antonio



Kemper Arena is in its second season as the site for the Phillips 66 Big 12 Conference Tournament. This year's tournament is scheduled for March 5-8.

FUTURE FINAL FOUR SITES

- 1999 Suncoast Dome, St. Petersburg, Fla. (March 27 & 29)
Host: University of South Florida
- 2000 RCA Dome, Indianapolis, Ind. (April 1 & 3)
Host: Butler University and Midwestern Collegiate Conference
- 2001 H.H.H. Metrodome, Minneapolis, Minn. (March 31 & April 2)
Host: University of Minnesota
- 2002 Georgia Dome, Atlanta, Ga. (March 30 & April 1)
Host: Georgia Institute of Technology

1998 NIT SITES, DATES

First Round: Campus Sites, March 11-13
Second Round: Campus Sites, March 16-17
Third Round: Campus Sites, March 18-20
Semifinals: Madison Square Garden, New York, N.Y., March 24
Finals: Madison Square Garden, New York, N.Y., March 26
Dates subject to change

1998 BIG 12 TOURNAMENT

All games at Kemper Arena, Kansas City, Mo.
Thursday, March 5

- Game 1--Seed #9 vs. Seed #8, 12:05 p.m.
- Game 2--Seed #12 vs. Seed #5, 2:20 p.m.
- Game 3--Seed #10 vs. Seed #7, 6:05 p.m.
- Game 4--Seed #11 vs. Seed #6, 8:20 p.m.

Friday, March 6

- Game 5--Winner Game 1 vs. Seed #1, 12:05 p.m.
- Game 6--Winner Game 2 vs. Seed #4, 2:20 p.m.
- Game 7--Winner Game 3 vs. Seed #2, 6:05 p.m.
- Game 8--Winner Game 4 vs. Seed #3, 8:20 p.m.

Saturday, March 7

- Game 9--Winner Game 5 vs. Winner Game 6, TBA
- Game 10--Winner Game 7 vs. Winner Game 8, TBA

Sunday, March 8, Finals

- Game 11--Winner Game 9 vs. Winner Game 10, TBA

Note: North and South Division champions receive the top two seeds in the Big 12 Tournament. The remainder of the seedings for the tournament are based on conference record, regardless of division.

1997-98 NU OPPONENT FAX-ON-DEMAND DIRECTORY

School	Passcode	Release	Stats	Last Box
UNC Greensboro	72	2611	2610	2612
Western Illinois	6432	1702	1701	1704
New Orleans	722	1701	1702	1705
Colorado State	922	1520	1520	1525
Texas-San Antonio	752	2132	2131	2133
Tulsa	922	2609	2612	2610
UNC Wilmington	222	1511	1512	1513
Cornell	45	1650	1651	1652
Grambling State*	(201) 947-8185	8420	8422	8421
Creighton	682	1316	1316	1317
Minnesota	282	2214	2215	2217
Virginia*	(910) 854-5859	81150	81152	81153
Brigham Young	922	2409	2412	2413
Hawaii	922	1707	1708	1710
Ohio State	282	2610	2611	2614
New Mexico State	292	1420	1422	1423
Vanderbilt	732	2315	2317	2318
Kansas	1212	2120	2121	2127
Oklahoma State	1212	1420	1422	1423
Colorado	1212	1510	1515	1512
Oklahoma	1212	1912	1911	1913
Texas	1212	1638	1639	1642
Iowa State	1212	1214	1215	1216
Kansas State	1212	1320	1324	1326
Missouri	1212	1725	1726	1730
Texas A&M	1212	2212	2214	2216
Baylor	1212	2012	2013	2014
Texas Tech	1212	2316	2318	2325
Big 12 Conference	1212	1025	1021	1020

*All must first call InfoConnection at (770) 399-3066 unless indicated.

NEBRASKA BASKETBALL MEDIA OUTLETS**PRINT MEDIA**

Omaha World-Herald
Steve Sinclair (SE)
*Lee Barfknecht**
Tom Shatel (Columnist)
 14th & Dodge
 Omaha, Neb., 68102
 (402) 444-1000
 Fax: 344-3343

Lincoln Bureau
 P.O. Box 80866
 Lincoln, Neb., 68501
 (402) 476-3132
 Fax: 476-6281

Lincoln Journal Star
TBA (SE)
*Curt McKeever**
 926 P Street
 Lincoln, Neb., 68508
 (402) 473-7431
 Fax: 473-7291
 *Beat Reporter

Associated Press
Steve Sobak
 14th & Dodge
 Omaha, Neb., 68102
 (402) 391-0031
 Fax: 391-1412

Daily Nebraskan (Student)
 University of Nebraska
 34 Nebraska Union
 Lincoln, Neb., 68588-0448
 (402) 472-1765
 Fax: 472-1761

Beatrice Daily Sun
Jane White (SE)
 200 North 7th
 Beatrice, Neb., 68310
 (402) 223-5233
 Fax: 228-3571

Columbus Telegram
Jon Ryan, Don Stecker (SE)
 1254 27th Avenue
 Columbus, Neb., 68601
 (402) 564-2741
 Fax: 563-4127

Fremont Tribune
Scott Strenger (SE)
 P.O. Box 9
 Fremont, Neb., 68205
 (402) 721-5000
 Fax: 721-8047

Grand Island Independent
Terry Douglass (SE)
 1st & Cedar
 Grand Island, Neb., 68801
 (308) 382-1000
 Fax: 382-8129

Hastings Tribune
Kyle Svec (SE)
 908 West 2nd
 Hastings, Neb., 68901
 (402) 462-2131
 Fax: 462-2184

Kearney Hub
Buck Mahoney (SE)
 13 East 22nd
 Kearney, Neb., 68847
 (308) 237-2152
 Fax: 234-5736

Norfolk Daily News
Jay Prauner, Mike Carnes (SE)
 525 Norfolk Avenue
 Norfolk, Neb., 68701
 (402) 371-1020
 Fax: 371-5802

North Platte Telegraph
Tom Kunz (SE)
 621 North Chestnut
 North Platte, Neb., 69101
 (308) 532-6000
 Fax: 532-9268

Scottsbluff Star-Herald
Bryan Gallegos (SE)
 P.O. Box 1709
 Scottsbluff, Neb., 69363
 (308) 632-0651
 Fax: 635-1258

York News-Times
Brian Rosenthal (SE)
 P.O. 279
 York, Neb., 68467
 (402) 362-4478
 Fax: 362-6748

Huskers Illustrated
Chris Greer (Editor)
 13645 Beta Road
 Dallas, Texas 75244
 (972) 851-1700
 Fax: 851-1720

Sports America
Brian Hill (Editor)
 P.O. Box 37791
 Omaha, NE 68145
 (800) 333-8544
 Fax: 345-1233

TELEVISION STATIONS

KOLN-TV (CBS, Chs. 10/11)
Scott Kilbury (SD)
 40th and W
 Lincoln, Neb., 68503
 (402) 467-9270
 Fax: 467-9208

KLKN (ABC, Channel 8)
Larry Puntoney (SD)
 3240 So. 10th Street
 Lincoln, Neb., 68502
 (402) 436-2251
 Fax: 436-2236

KMTV (CBS, Ch. 3)
Rich Roberts (SD)
 10714 Mockingbird
 Omaha, Neb., 68127
 (402) 592-4330
 Fax: 592-4714

KETV (ABC, Ch. 7)
Jon Schuetz (SD)
 27th & Douglas
 Omaha, Neb., 68131
 (402) 978-8954
 Fax: 978-8931

WOWT (NBC, Ch. 6)
Dave Webber (SD)
 3501 Farnam
 Omaha, Neb., 68131
 (402) 233-7940
 Fax: 346-6740

KPTM (Fox, Ch. 42)
Travis Justice (SD)
 4625 Farnam
 Omaha, Neb., 68132
 (402) 554-4286
 Fax: 554-4292

KHAS-TV (NBC, Ch. 5)
Ed Littler (SD)
 P.O. Box 578
 Hastings, Neb., 68901
 (402) 463-1321
 Fax: 463-6551

NTV (ABC, Ch. 13)
John Haney (SD)
 P.O. Box 220
 Kearney, Neb., 68848
 (308) 743-2494
 Fax: 743-2644

KNOP-TV (NBC, Ch. 2)
Seth Denney (SD)
 P.O. Box 749
 North Platte, Neb., 69101
 (308) 532-2222
 Fax: 532-9579

KDUH-TV (NBC, Ch. 4)
Peter Thompson (SD)
 P.O. Box 1529
 Scottsbluff, Neb., 69361
 (308) 632-3071
 Fax: 632-3596

KSTF-TV (CBS, Ch. 10)
Roxanne Klass (SD)
 P.O. Box 1619
 Scottsbluff, Neb., 69361
 (308) 632-6107

KCAU-TV (ABC, Ch. 4)
Tim Seamon (SD)
 7th & Douglas
 Sioux City, Neb., 51101
 (712) 277-2345
 Fax: 277-4298

KTIV (NBC, Ch. 4)
Brad Pautsch (SD)
 3135 Floy Blvd.
 Sioux City, Iowa 51105
 (712) 239-4100
 Fax: 239-3410

KUON-TV (PBS, Ch. 12)
Jim Carmichael
 1800 North 33rd
 Lincoln, Neb., 68503
 (402) 472-3611
 Fax: 472-1785

RADIO STATIONS

Pinnacle Sports Productions
Paul Aaron (President)
 *Warren Swain
 1047 No. 204th
 Elkhorn, Neb. 68022
 Phone: (402) 289-0808
 *-play by play announcer

KLIN (1400 AM)
John Bishop (SD)
 4343 O Street
 Lincoln, Neb., 68510
 (402) 475-4567
 Fax: 474-8011


KKAR (1180 AM)
Gary Java (SD)
 1001 Farnam Street
 Omaha, Neb. 68012
 (402) 342-1180
 Fax: 342-7041

KFAB (1110 AM)
McGraw Milhaven (SD)
 5010 Underwood
 Omaha, Neb., 68132
 (402) 556-8000
 Fax: 556-8937

KFOR (1240 AM)
Chuck Stevens (SD)
 6900 Van Dorn, Suite 11
 Lincoln, Neb., 68506
 (402) 483-5100
 Fax: 483-4095

KRNU (90.5 FM)
 Sports Director
 258 Avery Hall
 Lincoln, Neb., 68588
 (402) 472-3054

RECRUITING



NEBRASKA BASKETBALL FROM A TO Z ...

A

Academic All-Conference-NU has 28 first-team picks. The Huskers trailed only Kansas in all-time first-team Academic All-Big Eight selections.

Academic All-Americans-The Huskers have produced four.

All-Americans-Nebraska has had eight.

Ameritas-Title sponsor for the Huskers' ninth-annual four-team tournament, Dec. 5-6, that features UNC Wilmington, Cornell and Grambling State.

Armory-Home of Husker basketball until the NU Coliseum opened its doors in the mid-1920s.

Attendance-Last season, NU ranked 34th in the country with 10,882 per game.

B

Baack, Tom-Ranks ninth on school's all-time scoring list with 1,299 points and later served as an assistant coach under Moe Iba.

Big 12-One of the nation's toughest basketball conferences comprised of Nebraska, Kansas, Kansas State, Iowa State, Oklahoma, Oklahoma State, Missouri, Colorado, Baylor, Texas, Texas A&M and Texas Tech.

Big Eight--Nebraska's conference from 1960 until 1996. Nebraska is in its second season of Big 12 play.

Black-The color of jersey NU has donned 12 times. The Huskers first wore their special uniforms in a 65-57 win at Iowa State in 1990-91. Nebraska then wore them twice later that season and three times in 1992-93, before putting them away for four seasons. The uniforms returned last year, as the Huskers wore black six times, posting a 3-3 record. Overall, Nebraska is now 7-5 when wearing black uniforms.

Branch, Nate-Went on to fame with the Harlem Globetrotters.

Browne, William-Guided Huskers to 1937 Big Six title.

Bush, Jerry-Known as the "Big Bear of the Coliseum," this popular Husker coach guided NU from 1955-63, and directed two of the greatest upsets ever--a 43-41 victory over top-ranked Kansas and Wilt Chamberlain and a 55-48 victory over No. 4 Kansas State and Olympian Bob Boozer during the 1957-58 campaign.

C

Carr, Brian-Nebraska's all-time assist leader, with 682 from 1984-87.

Carrier, Sam-First Husker cager to earn All-America honors (1913).

Chalk, Leroy-NU's all-time leading rebounder with 782 caroms.

Cipriano, Joe-Winningest coach in school history with all-time mark of 253-197 from 1964 through 1980.

Coliseum-Home of Nebraska basketball from 1926-27 season through 1975-76 campaign.

D

Day, Bernard-Ranks as highest scoring junior college transfer in school history with 802 points from 1985-87.

Devaney, Bob--Longtime Nebraska football coach and athletic director who passed away last May. Nebraska's homecourt, the Bob Devaney Sports Center, which opened its doors for the 1976-77 season, bears his name.

Doane-Nebraska's first intercollegiate opponent in 1898-99 season.

E

Ekwall, Rex-Standout for NU in mid-1950s whose 10.4 career rebound average still ranks as school record.

ESPN-The national cable network which features a Big 12 game on its "Big Monday" package.

F

Fort, Jerry-First three-time first-team All-Big Eight selection in school history who finished his career with 1,882 points.

Fox-Nickname of NU's longtime Sports Information Director, Don Bryant.

G

Good, Harry-Served as NU head coach from 1947 through 1954 and guided Huskers to shares of 1949 and 1950 Big Seven titles. He was enshrined into the Citizens Savings College Basketball Hall of Fame in 1975.

H

Hammond Hustlers-Nickname given to Hammond, Ind., natives Brian Banks and Carl McPipe, who finished their careers with 1,150 and 1,300 points, respectively.

Hare, Fred-His follow-up basket at the buzzer with no time left gave Nebraska a 74-73 upset of No. 1 Michigan and Cazzie Russell in Lincoln during the 1964-65 season.

Hokuf, Steve-Standout all-around athlete who earned first-team all-conference honors in football, won the Big Six javelin title and earned All-America and all-conference honors in basketball.

Hoppen, Dave-NU's all-time leading scorer with 2,167 points who was the second three-time first-team All-Big Eight pick in school history and the first player in school history to have his jersey number (42) retired.

I

Iba, Moe-The son of the late legendary coach Henry P. Iba, Moe posted 106 wins on Husker bench from 1981-86 and guided the school to its first "official" NCAA Tournament berth in 1986.

International-The NCAA allows schools to take a foreign trip once every four years, and under Coach Danny Nee, the Huskers have made treks to Australia (1988) and Europe (1992).

J

Johnson, Bill-Grabbed school single-game record 26 rebounds against Iowa State, Jan. 4, 1954.

Jura, Chuck-Earned first-team All-Big Eight honors on the court and in the classroom as a senior in 1972.

K

Kansas-The Jayhawks and Cornhuskers first met on the court on March 2, 1900, a game that was the first matching present-day Big 12 opponents.

King, Rich-Became first first-round NBA draft pick in school history when the Seattle SuperSonics selected him with the 14th selection of the 1991 draft.

Kubacki, Jim-Hit game-winning jumper to beat No. 1 Kansas and Wilt Chamberlain, 43-41, during 1957-58 season.

L

Lantz, Stuart-Two-time first-team All-Big Eight pick in 1967 and 1968 who went on to eight-year NBA career and had his jersey number (24) retired in 1989.

Lehmer, Frank-First basketball coach in school history (1897-99), finished career with 7-3 record.

M

Maclay, Don-Earned All-America honors in 1931.

Moore, Jack-One of the most popular Cornhuskers ever, he earned the 1982 Naismith Award as the nation's top player under 6-feet. Nebraska's most valuable player award is named in honor of Moore, who was killed in a 1984 plane crash.

Matzke, John and Stan-Stan lettered from 1952 through 1955, while his son John was a second-team Academic All-America pick in 1984.

N

National Basketball Association-Twenty-two Huskers have been drafted by NBA teams over the years. Two Huskers, Eric Piatkowski and Erick Strickland are active in the league.

National Invitation Tournament-NU has made a Big 12-leading 11 appearances in the nation's oldest postseason tournament. Nebraska captured the 1996 tournament title, defeating St. Joseph's in Madison Square Garden.

NCAA Tournament-The Huskers have earned five bids to the "Big Dance," including bids in four times in the 1990s.

O

Overtime-The Huskers are 46-31 all-time in overtime games, including 13-7 under Coach Danny Nee.

P

Parsons, Robert-Two-time first-team All-Big Six performer who earned All-America honors in 1937.

Phillips 66-Title sponsor for Big 12 Tournament at Kansas City.

Polish Rifle--Nickname of two-time All-Big Eight pick and 1994 Big Eight Tournament MVP Eric Piatkowski, Nebraska's second all-time leading scorer. He is a member of the NBA's Los Angeles Clippers.

Postseason-Nebraska has made 16 postseason appearances, including a school-record seven consecutive.

Q

Quadruple-Nebraska and Alabama-Birmingham played four overtimes on Dec. 22, 1979, before the Huskers scored a 92-84 victory over the Blazers in the school's longest game ever.

R

Rankings-Nebraska finished with its highest national rankings ever in 1990-91, No. 9 in UPI and No. 11 in AP.

Rebounder's Club-Booster organization for NU basketball.

Retherford, Claude-Leading scorer on NU's 1949 Big Seven championship team and a two-time first-team all-conference selection.

Reid, Beau-Was two-time third-team Academic All-America pick who had a knack for hitting game-winning jumpers, as he provided NU's winning points on four different occasions, including upsets of eventual NCAA champion Kansas in 1987-88 and No. 5 Michigan State in 1990-91.

S

Sauer, George—The only Husker football All-American to earn a basketball letter, he was an All-America fullback in 1933 and lettered on the hardwood in 1932 and 1933.

Simmons, Grant-First-team All-Big Eight pick in 1966 and school's first first-team academic All-Big Eight selection.

Smith, Andre-1981 Big Eight Player-of-the-Year, the only Husker ever to win the award.

Stewart, Marvin-The only player in school history to reach the 1,000-point plateau in fewer than 70 career games.

Stiehm, E.O.-First full-time basketball coach in school's history (1912-15) and the only man in conference history to win league titles in football (1912, 1913, 1914) and basketball (1912, 1913, 1914) in the same year.

Strickland, Erick--A three-year starter for Nebraska who is the Huskers' all-time steals leader and is sixth in scoring. Strickland is a member of the NBA's Dallas Mavericks and recently signed a six-year contract.

T

Treys-Nebraska hit a school-record 194 3-pointers during the 1993-94 campaign. Brian Carr hit the first trey in school history in a game at Cal-Irvine during the 1986-87 season.

Titles-Nebraska has won or shared seven league titles, none though since the 1949-50 campaign, although NU did capture the 1994 Phillips 66 Big Eight Tournament title.

Turner, Herschell-First player in NU history to score 1,000 career points.

U

Upset-NU has knocked off three No. 1 teams, handing Kansas a 43-41 loss in 1958, Michigan a 74-73 loss in 1964-65 and Missouri a 67-51 loss at Columbia during the 1981-82 campaign. Nebraska nearly added a fourth top-ranked victim last season, taking Kansas to overtime in Lawrence, before losing 82-77.

V

Van Poelgeest, Richard-Born in The Netherlands, van Poelgeest was a four-year letterwinner for Coach Danny Nee's team from 1987 through 1990.

Volz, "Mutt"-First-team All-Missouri Valley Conference guard in 1925.

W

Wahlquist, George-All-America guard on NU's 1936 Big Six championship team.

Walsh, W.W.-Was first first-team all-conference performer in school history (1909).

Whitehead, Bus-Two-time first-team All-Big Seven pick and the catalyst of the Huskers' 1949 and 1950 league title teams. Recently named as the captain of NU's all-time basketball team.

X

Xavier-Ended Nebraska's most-successful basketball season ever by handing the No. 3 seed Huskers an 89-84 loss in the first round of the 1991 NCAA Tournament at Minneapolis, Minn.

Y

YMCA-Nebraska's first basketball game was played against a team from the Lincoln YMCA, Feb. 1, 1897.

Z

Zero-Number of losing seasons in the Devaney Center.

BASKETBALL



DANNY NEE BEGINS 12TH SEASON AT NU

Though the Huskers finished just 13-18, Nebraska beat eventual national champion Kansas 70-68 in Lincoln on a jumper by Beau Reid as time expired.

1987-88



1986-87



In his first season as head coach, Danny Nee's Huskers finished 21-12, missing the school record for season wins by one and finished third in the National Invitation Tournament.

1988-89



Nebraska made its second postseason tournament appearance under Nee, advancing to the NIT second round.

1989-90



Nebraska suffered its worst record under Nee as the Huskers went just 10-18. Rich King, Clifford Scales and Carl Hayes earned honorable-mention All-Big Eight awards.

1991-92



Nebraska (19-10) made back-to-back NCAA Tournament appearances for the first time in school history. Eight of its 10 losses were to nationally-ranked foes.

1993-94



Nebraska recorded back-to-back 20-win seasons for the first time in school history and won the school's first-ever Phillips 66 Big Eight Tournament title.

1994-95



Nebraska made its school-record-tying fifth straight postseason tournament appearance, advancing to the second round of the NIT, where it lost to Penn State 65-59. Jaron Boone earned second-team all-conference honors.

1992-93



With its second 20-win season in the last three years, Nebraska made a third straight NCAA Tournament appearance. The Huskers finished with their highest ranking ever at No. 11 by the Associated Press.

1996-97



Nebraska extended its school-record postseason streak to seven years in 1996-97. The Huskers were 18-15 in the first year of the Big 12. Danny Nee recorded his 200th win at Nebraska and his 300th overall collegiate victory.

1995-96



A late season surge by the Huskers propelled them to a National Invitation Tournament Championship, the first national post-season championship of any kind in Nebraska history. The Huskers beat St. Joseph's 60-56 for the NIT crown.



A LOOK BACK THROUGH THE DECADES

1896-1906

Nebraska posted a 59-26 (.694) record in its first decade of basketball, including three undefeated seasons. In those 10 years, the Huskers were coached by Frank Lehmer, T.P. Hewitt, E. Berry, Fred Morrell, Walter Hiltner and R.G. Clapp.

1916-1926

Nebraska fashioned its first 20-win season ever in 1919-20 finishing 22-2 and setting a school record for wins that stood until 1990-91. During the decade Nebraska was 111-71 (.610) and had six winning campaigns.

1926-1936

NU opened the decade in the Nebraska Coliseum, but didn't have much of a home court advantage, finishing under .500 at home in 1925-26. In 1928-29, Nebraska joined Missouri, Kansas, Kansas State, Iowa State and Oklahoma in forming the Big Six Conference.



1906-16


The last five teams of the Huskers' second decade all posted winning records. The 1911-12 team (right) won the school's first Missouri Valley Conference title and then repeated as champs in 1912-13 and 1913-14.

1936-1946

Nebraska's record of 65-120 (.351) in this decade is its worst ever. Twice, in 1943-44 and 1944-45, the Huskers mustered only two wins. Sid Held and Don Fitz earned first-team All-Big Six honors in 1940-41. Nebraska lost to the eventual NCAA Champion in both 1939-40 (Indiana) and 1940-41 (Wisconsin).

1946-1956

The Huskers were 102-141 (.420) in the decade. However, the 1948-49 team tied for first in the Big Seven Conference and beat Oklahoma to advance to the NCAA District Tournament. Claude Retherford was a first-team All-Big Seven pick in that season and led the team in scoring. In 1949-50, Bus Whitehead earned first-team all-conference honors as NU tied Kansas and Kansas State for the Big Seven title.




1956-66

Stu Lantz (left) capped off an otherwise disappointing decade by leading the Huskers to a second-place Big Eight finish and first-ever NIT appearance in 1965-66. The Huskers' 20-5 record was its first 20-win season since 1919-20. Lantz, who finished second to KU's Jo Jo White in the Sophomore-of-the-Year balloting, would go on to become a third-round NBA draft pick. For the decade, NU was 102-142 (.418).

1986-Present

The Huskers have enjoyed their most successful decade under the direction of Head Coach Danny Nee. In the past 11 seasons, Nebraska has won 20-or-more games five times, advanced to the NCAA Tournament four times, won its first-ever Phillips 66 Big Eight Tournament trophy in 1993-94 and in 1995-96 captured the NIT Championship.



1966-1976


Nebraska finished above .500 for the decade with a 147-111 (.570) record. Marvin Stewart became the first player to average 20 points in a season in 1970-71. The Huskers closed out the decade with a third-place Big Eight finish in 1975-76 and said goodbye to the Nebraska Coliseum. Jerry Fort earned three straight first-team all-conference awards from 1974-76.

1976-1986

The Cornhuskers posted a 175-119 (.595) record in this decade, including a 15-14 ledger in 1976-77, the first season at the Bob Devaney Sports Center. In 1977-78, the Huskers earned their second postseason tournament bid and first since 1966-67, advancing to the second round of the NIT. NU posted 20 wins twice during the decade (1977-78, 1982-83).

NATIONAL COVERAGE...NEBRASKA IN THE SPOTLIGHT

Nebraska has traveled to Europe, Australia, Hawaii and Puerto Rico over the last 10 years.



Eric Piatkowski is featured at a Los Angeles Clippers press conference after his trade to the Clippers following his selection in the first round by the Indiana Pacers.

With the resurgence of the Nebraska basketball program under Coach Danny Nee, media attention for the Huskers is at an all-time high. Nebraska is scheduled to make nine national or regional television appearances during the 1997-98 season, including a national appearance against perennial powerhouse Kansas on ABC, Sunday, February 1. In addition, the Huskers have two games scheduled for ESPN and one game slated for ESPN2. Five other games will be shown on the Big 12 Conference's syndicated television package.

The Big 12 has become a fixture on ESPN's "Big Monday" package. Last year, "Big Monday" earned the highest rating of any ESPN college basketball time slot. It also marked the highest rating the network has earned in a college basketball time slot since 1994.

The media attention isn't limited to television broadcasts as the Huskers are consistently covered by national print publications such as *USA Today*, *The Sporting News*, and *Basketball Times* as well as hundreds of regional media outlets. The state's two largest papers, *The Omaha World-Herald* and the *Lincoln Journal Star*, cover Nebraska basketball on a daily basis. Nebraska has been ranked at least once in the wire service polls in five of the last seven seasons, and in 1990-91, finished with its highest national rankings ever with a No. 9 finish in the UPI poll and No. 11 in AP.

Husker basketball can be heard throughout the Midwest on the newly formed Nebraska Sports Network headed by Pinnacle Sports Productions. Calling the Husker action will be play-by-play announcer Warren Swain and color commentator Nick Joos.



Stu Lantz (top) played eight seasons in the NBA, while Rich King (right) was a 1991 first-round draft pick of the Seattle SuperSonics.



DID YOU KNOW THAT...


- ◆ Nebraska has averaged more than 14 regional or national television appearances over the last seven seasons.
- ◆ The Huskers are one of 17 teams which have made seven consecutive postseason trips.
- ◆ Husker athletes are consistently covered by the nation's leading publications including *The Sporting News* and *USA Today*.
- ◆ Nebraska has traveled to Europe, Australia, Hawaii (four times) and Puerto Rico (three times) over the last 10 years. The Huskers are scheduled to return to Hawaii this season for the Rainbow Classic.
- ◆ The Huskers have played 23 states and Puerto Rico in Danny Nee's 11 seasons as Nebraska's head coach.



Nebraska made 11 national or regional television appearances a year ago.




HUSKER BASKETBALL...MAKING ITS MARK ON THE NBA



DID YOU KNOW THAT...

- ◆ Nebraska has had 22 players drafted by the National Basketball Association.
- ◆ In the 1990s Nebraska has had two first-round selections in the NBA Draft. In 1991, Rich King was the 14th selection in the draft and three years later Eric Piatkowski was picked 15th overall.
- ◆ Former Husker Erick Strickland made his mark with the Dallas Mavericks last season. He was rewarded last summer with a new six-year deal, worth in excess of \$14 million.



Erick Strickland began the 1996-97 season as a longshot to make the Dallas Mavericks squad. By last summer he was regarded as one of the club's top young players and signed a six-year, \$14 million contract.



Eric Piatkowski enters his fourth season with the Los Angeles Clippers. Piatkowski was part of four Husker NCAA Tournament teams and finished his career second on NU's all-time scoring list.

NEBRASKA FACILITIES...SECOND TO NONE


The 14,200-seat Bob Devaney Sports Center has been the home of Husker basketball since 1976.



Nebraska will celebrate its 22nd season in the Bob Devaney Sports Center in 1997-98.



Nebraska's Sapp Recreation Facility is arguably the best in the nation.




The 14,200-seat Bob Devaney Sports Center is one of the most beautiful arenas in the Big 12 Conference. Opened in the fall of 1976, the Big 12's third-largest arena is located on the Nebraska State Fairgrounds. The building, a \$13 million project, houses the Huskers' basketball, track, swimming, wrestling and gymnastics teams. A number of other activities, including concerts and commencements are held in the arena.

Since the building became the home of Husker basketball, more than 3.6 million fans have passed through the Devaney Center turnstiles. Named after Bob Devaney, Nebraska's highly successful football coach and athletic director (1962-93), the Husker faithful have flooded into the Devaney Center in record numbers.

Raucous Nebraska crowds have cheered NU to a 20-year record of 253-72 in the building, including a 90-22 record during the last seven seasons.

DID YOU KNOW THAT...


- ◆ The NU athletic department is self supporting as it receives no state funding or student fees.
- ◆ Nebraska has won nearly 80 percent of its games in 21 seasons of play in the Devaney Center.
- ◆ The Devaney Center is the Big 12's third-largest arena.
- ◆ The West Stadium Strength Complex at Nebraska is the largest on any college campus in the nation at 30,000 square feet.



Memorial Stadium has an NCAA record 220 sellouts and has been the home of Big Red football since 1923.



NEBRASKA FACILITIES...EVERYTHING YOU'LL EVER NEED



The Husker Power program led by the Nebraska Performance Team has been the pattern for many other collegiate strength programs nationwide.



The medical facilities at NU are on par with the nation's top programs.



The Nebraska Performance Team is a pioneer in the development of strength and conditioning and Coach Danny Nee believes it is a vital part of the Huskers' on-court success. The West Stadium Strength Complex at Nebraska was expanded to 30,000 square feet in 1989, making it the largest on any college campus in the nation. In addition, the basketball team utilizes the Bob Devaney Sports Center weight room.

Assistant Athletic Director of Athletic Performance Boyd Epley, heads a staff of nine full-time performance team members, a team psychologist and nutritionist. The Performance Team utilizes its knowledge, along with a wide array of equipment and tests, to provide one of the nation's top performance programs. Team members include Epley; Mike Arthur, Assistant Director of Athletic Performance; Randy Gobel, Assistant Director of Athletic Performance; Bryan Bailey, Coordinator of Reconditioning; Dave Ellis, Coordinator of Performance Nutrition; Dr. Jack Stark, Performance Psychologist; John Archer, West Stadium Strength Coach; Courtney Carter, Assistant West Stadium Strength Coach/Nutrition Supervisor; Danny Noonan, Assistant Coordinator for Performance Education Services; Rodger DeGarmo, Bob Devaney Sports Center Strength Coach and Chad Wade, who will serve as the men's basketball strength coach for the 1997-98 season. Evaluation, goal-oriented programs, supervision and state-of-the-art facilities help Nebraska athletes become faster, stronger and more flexible.


The medical facilities at Nebraska are a high-priority item. The Huskers' locker room and training room facilities are located in the Bob Devaney Sports Center and rank among the nation's best equipped. NU's medical staff includes six full-time trainers, including two registered physical therapists. Four doctors are available every day to treat Husker medical needs.




The Nebraska locker room in the Bob Devaney Sports Center.




GAME DAY AT NEBRASKA...WHERE THE MAGIC BEGINS



The Nebraska Yell Squad and Herbie Husker help lead the Devaney Center's 14,200 faithful on game day.



Nebraska is one of only 17 Division I schools to receive a postseason bid in each of the last seven seasons.



Nearly 1.4 million fans have packed the Devaney Center over the last seven years to watch Nebraska basketball. That accounts for almost 40 percent of the total attendance in the building's 21-year history.



With 220-consecutive home football sellouts in Memorial Stadium, Nebraska has traditionally been known as a football school. But the demand to see Danny Nee's Huskers continues to grow, making Big Red basketball one of the town's hottest tickets.

"There is no place like Nebraska, dear old Nebraska U..." And, in Nebraska, there's no better place to be from November through March than the Bob Devaney Sports Center for Husker Hoops.

Coach Nee's up-tempo style of play allows his players to showcase their skills and has kept the fans coming back for more. It's competition in the nation's toughest and newest conference -- the Big 12. For 17 days and nights in the winter, Husker Hoops is the show. For the players, coaches and fans, Nebraska basketball is a game for the 1990s. It's 40 minutes of high-flying, prime-time college basketball excitement.

DID YOU KNOW THAT...

- ◆ Nebraska ranked 34th nationally in attendance last year with an average of 10,882 fans per game.
- ◆ The Big 12 Conference averaged more than 9,350 fans per game in its first season. The league had six schools rank in the top 50 nationally in attendance.
- ◆ Nebraska is one of six NCAA Division I institutions with 1,000 or more all-time basketball wins and more than 700 all-time football victories.
- ◆ The Big 12 Conference sent seven teams to postseason play in its first year of existence.
- ◆ The Big Eight Conference sent five or more teams to postseason play in each of its final 12 seasons.



When filled to capacity for Husker basketball games, the Devaney Center equals the state's 11th-largest city.

NEBRASKA STUDENT-ATHLETES...A LIFELONG COMMITMENT

The following article is reprinted from the October 5, 1997, edition of the Omaha World-Herald.

By Lee Barfknecht

You're 48 years old. You live in New York City. You're a commercial real estate agent whose earnings range from \$40,000 to \$80,000 annually. And you're the father of an 8-year-old son you adore.

Sounds like life was good for Clifford Moller. And it was, he said.

So why did he cut his business ties this summer, leave his family and friends and give up his Manhattan apartment to move into a University of Nebraska dorm room and enroll as an undergraduate majoring in communications?

Moller laughs when lunacy is suggested as a reason.

"People have said that," he said. "But the majority of those I talked to about this adventure were in favor of it. If there were any discouraging words, they were about moving away from my son.

"But once I got on this road, I had to keep going. In the long run, it will be for the best."

The road that Moller has chosen will take him down a path on which he first started in 1967 as a scholarship basketball player at Nebraska.

Ex-Husker Assistant Glenn Potter, in New York to scout a player on another team, was so impressed with Moller that he started to recruit the 6-foot-1 all-city guard. After a trip to Lincoln where his hosts were eventual Husker basketball Hall of Famers Nate Branch and Stuart Lantz, Moller said he chose Nebraska over North Carolina, South Carolina, Long Island U., Weber State and Fairleigh Dickinson.

Why?

"Nebraska was an exotic name to me at the time," he said. "It was far away and sounded appealing."

Moller had a promising season on the Husker freshman team--first-year players were ineligible for varsity play at that time--averaging 14.2 points a game. But he scored only 3.1 points as a sophomore reserve, then quit school during his junior year.

"My objective when I first came here was to play professional basketball," Moller said. "I wasn't mature enough to deal with things at this level at the time, which I can say after 30 years of looking back on it.

"My problem was if I couldn't do basketball here, I didn't want to do anything else, either."

Moller moved back to New York and worked for a time as a teacher.

"There was such a shortage of teachers in New York in the early 1970s," he said, "that they accepted anyone with college experience."

Moller also coached basketball and played semi-pro ball with the Allentown (Pa.) Jets in 1971 and 1972. Then a friend introduced him to the real estate business.

"Working part time at that, I made more money quickly than at anything else I had done," he said. "So I quit teaching and went into that full time."

In the 26 years since, Moller has worked as a commercial real estate salesman, broker and manager.

For the past seven years, Moller was the property manager for 60 buildings in midtown Manhattan that were part of the 42nd Street Developmental Project, one of New York's largest revitalization plans of the decade.

"That is one of the crowning moments of my life," he said. "A lot of what it took to do that job I learned in lessons from my first time at Nebraska."

Despite such success, Moller couldn't forget his days in Lincoln.

"I failed, and it was my fault," he said. "That's a bad feeling, and I don't like that feeling. Going back to school and finishing school is a loose string in my life that I want to tie up."

Moller originally planned to resume his schooling in 1996 at a community college in New York. So he called Nebraska for a copy of his grade transcript. During that conversation, Moller was asked if he was aware of the National Consortium for Academics and Sport.

"I had never heard of it," he said, "and knew nothing about it."


The consortium was created in 1985 through the Center for the Study of Sport in Society at Northeastern University in Boston. About 140 schools nationwide, including such big names as Nebraska, Texas, Florida, Notre Dame and Kentucky, are members of the program.

Through the consortium, former scholarship athletes who failed to earn degrees are invited back to school to study tuition-free in exchange for work in the athletic department and community service appearances.

Susan Katz, director of the consortium, said by phone from Orlando, Fla., that about 11,000 former college athletes have returned to campus in the program's 12 years. She said there have been about 3,400 professional athletes, about 7,400 non professionals and about 200 Olympians.

Of those who have returned, Ms. Katz said, about 4,600 have graduated.

No statistics have been gathered on the age of ex-athletes who returned to



Clifford Moller

school, Ms. Katz said. But in her five years with the program, she could recall only one other athlete older than Moller to attempt a school comeback.

Upon hearing of the consortium, Moller called the academic services staff at Nebraska. Counselor Robert Hicks asked for a rundown on Moller's background, then promised to call back in a few days.

"Three days later," Moller said, "the phone rang and it was Mr. Hicks. He said, 'When do you want to come?'"

"I said, 'Wait a minute. I can't just get up and leave. I have a family and a business to think of.' But it got me to thinking about how much I wanted to do this."

So from August 1996 to July 1997, Moller shut down his business operations in New York to prepare for a move to Lincoln.

"We already were phasing out our part of the 42nd Street project, so I was looking for something else to do," Moller said. "For all the times before when I had looked into going back to school and said I couldn't do it because of business or family, everything seemed to come into place this time."

One key hurdle arose during the summer. Moller said he and his wife, from whom he is separated, had agreed that 8-year-old, Clifford Cameron Moller would go to Lincoln with his father.

"But at the last moment, there was a change of heart," Moller said. "He is with his mother in New York. This has been hard. It's the first time I've never been with him."

"We talk on the phone two or three times a week, and communicate every night on the Internet. Thank God for the Internet."

Moller's voice cracked when he talked about being 1,500 miles away for his son's ninth birthday this week.

"His teachers have told me there are times when he sits down in school to write that he cries because he misses his daddy," Moller said. "But he doesn't know how much his daddy misses him, too."

"It's very hard now, but this will be for the better down the road."

Though away from daily parental duties, Moller already is a father-figure to some Husker athletes around the Hewitt Center. He monitors study halls and does mentoring work in the evenings. Moller, who had enough credits from his previous stay at NU hold up to be classified a junior, is taking four classes this semester.

Clifford Moller is one of three former Huskers who are back in school and taking advantage of the National Consortium for Academics and Sport. Anthony Bailous and Bernard Day, who both played for Nebraska in 1986 and 1987, are also back at Nebraska working toward degrees.

"For anyone over 30, it takes a lot of courage to go back to school these days," said Dennis Leblanc, NU's assistant athletic director for academic services. "I applaud him for that."

"It's also wonderful for our athletes to see someone like Clifford do this and to hear his story. He already has been a positive influence on a lot of kids."

Moller said his message to current athletes is to learn the culture and the structure of their environment, then work within it instead of trying to change it.

"I thought I could buck it the first time I was here," he said. "But the structure is bigger and stronger than all of us."

"As I look back, I got a heck of an educational experience my first time around here--not from an academic standpoint, but from a life-experience one. I'm trying to show the athletes who are here now not to let their chance get away."

Moller said living in the Selleck Quadrangle dormitory and being in class with people less than half his age has invigorated him for his second chance at a degree.

"You can't imagine how good it feels to be around these kids," he said. "I missed out on a lot the first time I was here. Being an athlete, you tend to be isolated from the general population."

"Now I've got a broader view. I'm looking at more than basketball. I see more, and I like what I see."

Living in Selleck, which has a higher ratio of students classified as "non-traditional" than other dormitories, has lessened the shock to others of having someone around who is old enough to be a grandparent to college students, Moller said.

His basketball skills also have halted any jokes about advancing age.

"When I go to the rec center, I can still take most people to the basket," Moller said. "And that's not bravado, either."

Moller said his eventual goal is to earn a law degree, and combine that with his real estate background to create his own business. And he wants that business to be in Lincoln.

"I have fallen in love with this city," he said. "Most places I have traveled to I have wanted to get out of after two days. But I would love to bring my son out here to live."

"Besides with Lincoln's central location, I think I could do business from here to anywhere in the country. Warren Buffet does it. Why can't I?"

THE HEWIT & BOEKEL CENTERS...LEARNING TO EXCEL




The Hewit Center for Student-Athletes houses Nebraska's Hewit Center Performance Buffet where NU Athletes can enjoy lunch or dinner.

Nebraska's academic facilities are among the finest in the nation. In fact, *College Athletic Management* magazine and Walt Disney Corp., have honored the Huskers' support system as the most comprehensive and innovative in the country. Located in the West Stadium, the Hewit Center for Student-Athletes allows Nebraska student-athletes access to the latest academic support services.

The \$2.3 million academic area originated in 1983 and was expanded in 1989 to nearly 30,000 square feet in size. Initial funding came from the Nebraska football teams' appearance in the inaugural Kickoff Classic in 1983. The money from that game, combined with generous donations from the Boekel and Hewit families, enable Nebraska student-athletes to enjoy the best academic support center in the country. The Hewit Center for Student-Athletes provides student-athletes the opportunity for excellence.

The Boekel Academic Center houses Nebraska's academic advisors and computer labs. The NU academic program was recently voted as the best in the nation by College Athletic Management Magazine.



The Boekel Center allows student-athletes to enjoy the nation's best academic support system.



DID YOU KNOW THAT...

- ◆ Nebraska was reclassified as a Research University I by the Carnegie Foundation for the Advancement of Teaching. That distinction is the highest possible classification a university can earn.
- ◆ There are 1,516 academic faculty members at Nebraska, giving Nebraska a student-faculty ratio of 16 to 1.
- ◆ The \$30 million George W. Beadle Center for Genetics and Biomaterials Research, opened in the fall of 1995, provides a new focus for research and development in biotechnology, biochemistry, biological materials, and chemical engineering and related fields.

ACADEMIC EXCELLENCE...NOT AN AFTERTHOUGHT AT NU



The University of Nebraska offers nine colleges from which students can earn their degrees.

THE ACADEMIC EXPERIENCE: THREE STEPS TO SUCCESS

With an enrollment of nearly 25,000 students, the University of Nebraska-Lincoln offers an environment rich in academic tradition. Faculty members at Nebraska have long been recognized for serving students with excellence, distinction and a level of expertise matched by few.

There are nine academic colleges at the University of Nebraska, and each offers a variety of disciplines for students to select. The colleges are: Agriculture, Architecture, Arts and Sciences, Business Administration, Engineering and Technology, Human Resources and Family Science, Journalism and Mass Communications, Teachers College and Fine and Performing Arts.

From the day student-athletes decide the University of Nebraska is the right place to be, the Academic Programs and Student Services Team provides personal support, academic support and professional development to ensure that student-athletes will get the most out of their years as Huskers.

PROFESSIONAL DEVELOPMENT COUNSELING AT NEBRASKA

1. **Career Exploration**--Knowing that less than 1 percent of all collegiate athletes advance to professional sports, Nebraska pioneered a comprehensive Career Counseling Program for student-athletes in 1988. This program has been modeled by many other NCAA institutions and is now a component of the NCAA Life Skills Program.


The exploration phase has programs designed to help with career selection and clarification. These programs include: interest inventories, DISCOVER (an interactive computerized career guidance program), monthly career nights, career fairs, shadowing experiences, internships and cooperative education.

2. **Career Planning**--An important aspect of preparing for a career is the teaching of job-development skills. At Nebraska, methods are taught to improve these skills, including resume development, cover-letter writing, job search strategies, interviewing skills, and graduate, law and medical school placement assistance. The "Play it Safe" computer career disc also helps student-athletes explore majors and careers, while learning the latest in job development skills.

3. **Career Placement**--Assistance is provided in securing full-time employment upon graduation. Both the University Career Services office and Alumni office play an instrumental role in the placement process.

4. **Degree Audit Program**--The academic center has a tracking system in place to ensure accurate course selection and provide monitoring of each student-athlete's progress toward a degree in his/her chosen field. Nebraska boasts an 86 percent graduation rate of those who complete their collegiate eligibility at Nebraska.

The Academic Programs and Student Services Team provides personal support and professional development for NU student-athletes.



"To offer an academic support program integrated with the campus that will assist all student-athletes with the transition into college and continued support in all phases of academic and professional development culminating with graduation, job placement or graduate school."

--Statement of Philosophy, Univ. of Nebraska Academic Programs and Student Services


ACADEMIC AND PERSONAL SUPPORT...ALWAYS AVAILABLE

ACADEMIC SUPPORT


1. **Tutorial Support**--One of Nebraska's largest and perhaps most beneficial support services for student-athletes is the Tutorial Program. Mentor tutors and subject tutors assist student-athletes in making successful transitions into college, while experiencing academic success.
2. **Supplemental Instruction**--A sub-component of the tutorial program, this program is effective in helping student-athletes get adjusted to college academics, while enhancing academic self-esteem and study skills.
3. **Academic Supervision**--In order to monitor the academic and graduation progress of Husker student-athletes, the counselors dedicate extensive time toward academic supervision. Counselors receive periodic grade reports from faculty, and various study hall and class attendance programs are in place, all for the benefit of the student-athletes.
4. **Computer Resources**--Student-athletes can become more efficient and productive by accessing a variety of state of the art software programs in the newly expanded 40 terminal computer lab located in the Hewit Center for Student-Athletes. The lab features a combination of IBM and MacIntosh computers complete with laser-jet printers.
5. **Educational Assessments**--During new student-athlete orientation, the academic staff administers a variety of educational assessments to student-athletes to better determine academic strengths and areas for improvement. The results help counselors and athletes to develop a personalized academic support team.

PERSONAL SUPPORT

1. **Orientation**--The Hewit Center coordinates an annual New Student-Athlete Orientation program aimed at helping student-athletes experience a smooth transition into college life.
2. **Personal Counseling**--Counseling staff members provide student-athletes with a supportive and caring environment. Areas addressed within personal counseling are: transitional issues, stress management, academic focus and personal crisis intervention.
3. **Multi-Cultural Support**--This program is designed to enhance cultural awareness for all student-athletes to help build a supportive, caring environment while learning about different cultural backgrounds. Educational programs and sensitivity trainings are also offered to student-athletes, coaches and administrators.
4. **Husker Outreach Program**--Involvement in the award-winning Husker Outreach program gives Husker student-athletes the opportunity to make a positive impression on youth, while the student athletes further develop their own leadership and interpersonal skills. Through Ventures in Partnership activities, National American Education Week, and the annual "School is Cool Jam" session, more than 70,000 youth statewide hear motivational and inspirational messages.
5. **Student-Athlete Advisory Board**--Student-athletes from every sport meet regularly with athletic department administrators in order to be included on all decisions affecting their personal, academic and professional development. The Board was recognized by *College Athletic Management* magazine as the top student organization in the nation.
6. **Preparation for Life After Sports**--Seminars and counseling support aimed at helping student-athletes with the disengagement from athletics while discovering how to maximize transferable skills.
7. **NCAA Life Skills Program**--Student-athletes receive expert education and intervention regarding personal and social issues. Campus administrators, national experts and former student-athletes share information and insights to assist student-athletes in making responsible decisions.




The Husker Outreach Programs allow student-athletes to come in contact with 70,000 prepsters annually.



ACADEMIC SUCCESS...HUSKERS LEAD THE NATION

Of the 33 players under Nee who have completed their eligibility at Nebraska, whether scholarship or walk-ons, 21 have left with a degree in hand. Nebraska's graduation rates for all sports, including only those students who completed their eligibility at NU, is an outstanding 86 percent.



GTE ACADEMIC ALL-AMERICANS ALL-TEAMS, ALL-SPORTS

1. Nebraska 150
2. Notre Dame 89
3. Bucknell 87
4. Illinois Wesleyan 85
5. Massachusetts Institute of Technology ... 77

DID YOU KNOW THAT...

- ◆ Nebraska has produced the highest number of first-, second- and third-team GTE Academic All-Americans in the nation with 150, 61 more than the closest competitor.
- ◆ Cornhusker student-athletes have earned a nation-best 12 NCAA Today's Top Eight Awards.
- ◆ Husker athletes consistently top the Academic All-Conference list. NU's Andy Markowski was a first-team Academic All-Big 12 selection last season and four Huskers were named to the Big 12 Commissioner's Honor Roll.
- ◆ The Nebraska basketball program has produced at least one first-team academic all-conference player for 14 straight years.
- ◆ Nebraska student-athletes who continue with graduate school received more than \$50,000 in postgraduate scholarship money, the third-highest total in the nation.
- ◆ Nebraska has been tabbed one of 36 flagship universities and is considered one of the best value's among the nation's colleges and universities by the Center for Studies in College Enrollment.
- ◆ Nebraska boasts an overall graduation rate of 60 percent for all sports combined.

The success of Nebraska athletes is not limited to only the athletic arenas. More Cornhusker student-athletes have been selected to the GTE/CoSIDA Academic All-America team than athletes from any other school in the country, and more Huskers have earned academic all-conference honors than any other school.

In addition, no school has had more athletes receive the NCAA's highest award, The Today's Top Eight, than Nebraska. Husker athletes have also been awarded the third-highest number of NCAA postgraduate scholarships to help further their educations.

NCAA TODAY'S TOP EIGHT AWARD

The most prestigious honor a student-athlete at an NCAA member institution can win is the Today's Top Eight Award. The University of Nebraska-Lincoln is proud to claim it has had more student-athletes win this award than any other school. In 1995, football center Aaron Graham became Nebraska's 12th recipient of the prestigious Today's Top Eight Award.

GTE/CoSIDA ACADEMIC ALL-AMERICA TEAMS

Since 1952, sports information directors have selected Academic All-America teams from qualified student-athletes representing eight different sports.

The University of Nebraska-Lincoln has had more male and female student-athletes selected as Academic All-Americans than any other school in either the University or College Divisions.

As of June, 1997, the University of Nebraska-Lincoln has seen a total of 150 student-athletes earn this distinction, 61 more than second-place Notre Dame (89). Nebraska also leads the nation in first-team GTE Academic All-Americans with 87. The basketball men's program has produced four Academic All-America performers.


ACADEMIC ALL-CONFERENCE

Nebraska has established itself as the dominant school in the Big 12 for academic excellence, consistently placing more athletes than any other conference school on that list.

Nebraska leads the nation in Academic All-America selections for all sports combined.



THE UNIVERSITY OF NEBRASKA...THE PLACE TO BE



The University of Nebraska offers more than 100 degree programs leading to careers in the arts, the sciences, the humanities and the professions.



The University of Nebraska was chartered by the Legislature in 1869 as the state's public university and land-grant institution. Founded in Lincoln, the University of Nebraska was expanded in 1968 into a state educational system now comprising four campuses under the guidance of a Board of Regents and a central administration.

The University of Nebraska-Lincoln includes the agricultural components organized within the Institute of Agriculture and Natural Resources. A long time member of the American Association of Universities, UNL is Nebraska's only land-grant university and its major comprehensive institution of higher education.


Quality instruction is emphasized in UNL's nine undergraduate colleges, the Graduate College and the College of Law. The Colleges of Agricultural Sciences and Natural Resources, Architecture, Arts and Sciences, Business Administration, Engineering and Technology, Fine and Performing Arts, Human Resources and Family Sciences, Journalism and Mass Communications and Teachers College offer 145 undergraduate and 119 graduate programs leading to career opportunities in the arts, the sciences, the humanities and the professions.



Chartered in 1869, the University of Nebraska features the best of the old with the best of the new. Architecture Hall (left) was built in 1897.



The campus is home to the nationally renowned Sheldon Memorial Art Gallery and Sculpture Garden, the Christlieb Collection of Western Art and the Lied Center for Performing Arts.



"The Nebraska program from top to bottom was first-class. My four years in Lincoln were some of the best years of my life. I enjoyed the experience athletically and academically. The Nebraska fans are great. Being from Omaha, I had seen how Husker fans get behind their teams and I wasn't disappointed once I got to Nebraska."

-- Erick Strickland, Dallas Mavericks

LINCOLN...AN ALL-AMERICA CITY



Lincoln, the Star City, is one of the nation's fastest growing non-Sun Belt cities and is located near several metropolitan areas. Lincoln, home of Nebraska's state capitol, is a progressive city that offers a wide variety of activities.



Nebraska's capital area has more than 6,000 acres of parks, including 10 lakes, 11 municipal swimming pools, more than 30 miles of paved bike paths and trails and 10 public golf courses. Opportunities are always available to enjoy the outdoors with 15,000 acres of surrounding recreational areas.



Did You Know That...

- ◆ A 1995 study by Zero Population Growth named Lincoln the fifth-best city in the U.S. to raise children.
- ◆ Lincoln was voted the 10th-most livable city in the United States by Money Magazine in 1992.
- ◆ The average movie ticket in Lincoln is \$6.00 while a matinee is only \$3.75. There are 22 movie screens located within walking distance from campus, nine of those featuring \$1.75 movies every day.
- ◆ The average price of a hotel room in Lincoln is about \$50 with an offering of 3,300 rooms at more than 40 hotels.
- ◆ Rent for a one-bedroom apartment in the capital city averages just \$365 while a two-bedroom runs \$450.
- ◆ The price for a round of golf at a public course is less than \$19.
- ◆ The average unemployment rate in Lincoln was less than 3 percent for the last decade.
- ◆ Lincoln's population of 208,000, makes it the second largest city in the Big 12 Conference.
- ◆ The average daily temperature in Lincoln is 65 degrees.



Featuring the advantages of an urban setting, the Star City is only minutes away from the scenic beauty and wide open spaces of America's Heartland. Living in Lincoln enables one to enjoy the benefits of life in a city, while residing in a community that consistently lists one of the lowest crime rates in the nation among cities its size.

HUSKER ATHLETICS...NATIONALLY PROMINENT




On the heels of a national championship season, the Husker volleyball team advanced to the semifinals of the NCAA Tournament in 1996. Nebraska captured the first-ever Big 12 Conference volleyball title and Lisa Reitsma (right) was an All-American for the second consecutive year.



1996-97 SEARS DIRECTORS' CUP FINAL STANDINGS

Institution	Points
1. Stanford	1084.5
2. North Carolina	804.0
3. UCLA	802.0
4. Nebraska	780.5
5. Florida	763.0
6. Arizona	672.5
7. Texas	671.0
8. Ohio State	628.0
USC	628.0
10. LSU	624.0



Nebraska's remarkable success on the gridiron continued in 1996. The Huskers posted an 11-2 record and finished No. 6 in both major polls. Aaron Taylor (above) earned All-America honors for the second straight season.



Coach John Walker's Nebraska soccer team continued its remarkable move into national prominence. In just its third season of competition, the Husker soccer team finished with a perfect regular season, captured the first Big 12 title and reached the national quarterfinals. Kari Uppinghouse (above) became NU's first All-American in the sport.


DID YOU KNOW THAT...

- ◆ Nebraska's athletic teams took home six league titles and finished in the upper half of the conference in 17 of 21 sports sponsored by the Big 12.
- ◆ Nebraska finished a school-best fourth in the Sears Directors' Cup standings. Nebraska had eight of its 22 teams finish in the top 10 nationally.




Tressa Thompson established a new collegiate record in the indoor shot put when she hurled it 60 feet 7 3/4 inches at an early-season meet in the Devaney Center. Thompson captured both the indoor and outdoor national titles in the event.

Heavyweight Tolly Thompson capped his Husker wrestling career with a third-place finish at the NCAA Championships. Thompson finished his career at Nebraska's all-time leader in victories with 157.



THE HUSKERS



B DEVAÑEY

NEBRASKA
4

NEBRASKA
44

1997-98 NEBRASKA BASKETBALL ROSTERS

HUSKER ALPHABETICAL ROSTER

<u>No.</u>	<u>Name</u>	<u>Pos.</u>	<u>Ht.</u>	<u>Wt.</u>	<u>Yr.</u>	<u>Hometown (High School)</u>
30	Belcher, Cookie*	G	6-3	205	So.	Mexico, Mo. (Mexico)
40	Burbach, Chad*	F	6-6	180	Sr.	Columbus, Neb. (Scotus)
3	Cochran, Cary	G	6-2	180	Fr.	Minden, Iowa (Neola-Tri Center)
5	Florence, Larry*	F	6-5	220	Jr.	Phenix City, Ala. (Central)
4	Hamilton, Venson**	C	6-10	235	Jr.	Forest City, N.C. (Oak Hill Academy)
52	Harriman, Brant	C	6-10	250	Fr.	Mason City, Iowa
24	Johnette, Michael*	G	6-4	215	Sr.	Omaha, Neb. (Millard North/Cloud County (Kan.) CC)
15	Johnson, Chad	F	6-6	220	Fr.	Tallahassee, Fla. (Florida A&M University D.R.S.)
10	Lue, Tyronn**	G	6-0	175	Jr.	Mexico, Mo. (Raytown)
44	Markowski, Andy**	F	6-8	215	Jr.	Ord, Neb. (Ord)
35	Phifer, Ryan*	G	6-3	205	Sr.	North Platte, Neb. (North Platte/Mid Plains (Neb.) CC)
34	Piatkowski, Troy*	G/F	6-5	195	Jr.	Rapid City, S.D. (Stevens)
20	Smith, Todd	G	6-4	195	Fr.	Milledgeville, Ga. (Baldwin)
11	Williams, Rodney	G	6-3	195	Fr.	Houston, Texas (The Kinkaid School)

HUSKER NUMERICAL ROSTER

<u>No.</u>	<u>Name</u>	<u>Pos.</u>	<u>Ht.</u>	<u>Wt.</u>	<u>Yr.</u>	<u>Hometown (High School)</u>
3	Cochran, Cary	G	6-2	180	Fr.	Minden, Iowa (Neola-Tri Center)
4	Hamilton, Venson**	C	6-10	235	Jr.	Forest City, N.C. (Oak Hill Academy)
5	Florence, Larry*	F	6-5	220	Jr.	Phenix City, Ala. (Central)
10	Lue, Tyronn**	G	6-0	175	Jr.	Mexico, Mo. (Raytown)
11	Williams, Rodney	G	6-3	195	Fr.	Houston, Texas (The Kinkaid School)
15	Johnson, Chad	F	6-6	220	Fr.	Tallahassee, Fla. (Florida A&M University D.R.S.)
20	Smith, Todd	G	6-4	195	Fr.	Milledgeville, Ga. (Baldwin)
24	Johnette, Michael*	G	6-4	215	Sr.	Omaha, Neb. (Millard North/Cloud County (Kan.) CC)
30	Belcher, Cookie*	G	6-3	205	So.	Mexico, Mo. (Mexico)
34	Piatkowski, Troy*	G/F	6-5	195	Jr.	Rapid City, S.D. (Stevens)
35	Phifer, Ryan*	G	6-3	205	Sr.	North Platte, Neb. (North Platte/Mid Plains (Neb.) CC)
40	Burbach, Chad*	F	6-6	180	Sr.	Columbus, Neb. (Scotus)
44	Markowski, Andy**	F	6-8	215	Jr.	Ord, Neb. (Ord)
52	Harriman, Brant	C	6-10	250	Fr.	Mason City, Iowa

Head Coach: Danny Nee (St. Mary of the Plains, 1971)

Assistants: Jimmy Williams (Ashland, 1969), Scott Howard (Iowa State, 1983), Randy Roth (Ohio U. '83)

1997-98 NEBRASKA BASKETBALL EXPERIENCE RETURNING/LOST**RETURNEES--NINE (NINE LETTERMEN, FOUR STARTERS IN BOLD)**

Name	1996-97 Statistics						
	Exp.	G-GS	MP-Avg.	FG%	FT%	Reb.-Avg.	TP-Avg.
Cookie Belcher	1VL	33-33	999-30.3	.457	.494	126-3.8	305-9.2
Chad Burbach	1VL	4-0	9-2.3	.000	---	0	0
Larry Florence	1VL	30-29	679-22.6	.383	.707	113-3.8	226-7.5
Venson Hamilton	2VL	32-25	851-26.6	.577	.649	269-8.4	344-10.8
Michael Johnette	1VL	3-0	5-1.7	.000	---	0	0
Tyronn Lue	2VL	32-30	1,150-35.9	.452	.813	93-2.9	603-18.8
Andy Markowski	2VL	31-1	557-18.0	.454	.460	120-3.9	131-4.2
Troy Piatkowski	1VL	22-1	257-11.1	.300	.643	29-1.3	51-2.3
<u>Ryan Phifer</u>	<u>1VL</u>	<u>3-0</u>	<u>6-2.0</u>	<u>.667</u>	<u>.500</u>	<u>0</u>	<u>5-1.7</u>
Totals/Aggregates	12VL	190-119	4,513	.453	.661	750-22.7	1,665
(% of 1996-97 team totals)		(72.1)	(67.4)			(62.9)	(69.2)

LETTERMEN LOST--FIVE (FIVE LETTERMEN, ONE STARTER IN BOLD)

Name	1996-97 Statistics						
	Exp.	G-GS	MP-Avg.	FG%	FT%	Reb.-Avg.	TP-Avg.
Bernard Garner	2VL	28-9	727-26.0	.435	.722	151-5.4	276-9.9
Ryan Hinckley	1VL	1-0	2-2.0	.000	.500	3-3.0	1-1.0
Alvin Mitchell	1VL	29-5	444-15.3	.368	.542	41-1.4	78-2.7
Mikki Moore	4VL	33-32	1,011-30.6	.583	.701	245-7.4	385-11.7
<u>Andy Schwindt</u>	<u>1VL</u>	<u>2-0</u>	<u>2-1.0</u>	<u>1.000</u>	---	<u>1-0.5</u>	<u>2-1.0</u>
Totals/Aggregates	9VL	93-46	2,186	.492	.690	441-13.4	742-22.5
(% of 1996-97 team totals)		(27.9)	(32.6)			(37.1)	(30.8)

NEWCOMERS--FIVE

Name	Exp.	1996-97 School	Pts.	Rebs.
Cary Cochran, 6-2, Fr., G	HS	Neola Tri-Center (Iowa) High School	33.0	6.6
Brant Harriman, 6-10, Fr., C	HS	Mason City (Iowa) High School	17.0	11.0
Chad Johnson, 6-6, Fr., F	HS	Florida A&M University D.R.S. (Tallahassee, Fla.)	15.0	9.0
Todd Smith, 6-4, Fr., G	HS	Baldwin High School (Milledgeville, Ga.)	16.0	11.0
Rodney Williams, 6-3, Fr., G	HS	The Kinkaid School (Houston, Texas)	20.0	9.0 avg

NEBRASKA "CORE" HOLDS KEY TO NCAA TOURNAMENT HOPES

Each of Nebraska's last seven seasons has ended with a postseason tournament berth. That fact alone represents the most successful period in Husker basketball history.

Although Nebraska is proud of its school-record string, the Huskers enter the season looking to end a streak as well as to extend one. Nebraska's ultimate goal for the 1997-98 season is to make its first appearance in the NCAA Tournament since 1994.

Coach Danny Nee believes the pieces are in place for his 12th team to become his fifth Nebraska squad to reach the NCAA field.

THE RETURNEES

Nee bases his assessment on the return of four starters and six returning scholarship lettermen. The returnees accounted for nearly 70 percent of last year's scoring and more than 60 percent of the Huskers' 1996-97 rebounding totals.

"We have a good core coming back this season," Nee said. "We have a lot of experience back at the point and post and good experience back at our wing spots. Hopefully, that experience will carry over into poise and intensity on the court."

Nee expects the Huskers to get much of that poise from the return of their floor general, junior point guard **Tyronn Lue** (above).

As a sophomore, Lue led the Huskers in scoring with 18.8 points per game and is the Big 12's second-leading returning scorer. His 603 points were the fourth-highest total in Nebraska history and the most ever by a Husker sophomore.

Lue had one of the most complete seasons in school history and is primed for even better things as a junior. A second-team All-Big 12 choice a year ago, Lue is a leading contender for conference player-of-the-year and All-America honors.

The 6-0, 175-pounder gained added experience this summer, as he earned a spot on the United States 22 and Under World Championship team. A leg injury cut short Lue's stint with the team, but he made a strong impression, playing with and against many of the nation's top collegiate players.

Nee, entering his 18th year as a college head coach, isn't afraid to heap abundant praise on his third-year point man.

"He is one of the best, if not the best point guard, in the country," Nee said. "Tyronn Lue has the whole game. He has the offensive game, the defensive game and the innate ability to

lead others. He has a charisma about him. He is totally focused and dedicated. He is the best all-around player I have coached at Nebraska."

That's right. After just two seasons, Nee isn't afraid to put Lue's name ahead of former Huskers such as Eric Piatkowski, Erick Strickland and Rich King, all of whom have went on to play in the National Basketball Association.

He also isn't afraid to single out the lightning-quick Lue when the discussion turns to Nebraska's best all-time floor leaders. Lue

has led the Huskers in assists two straight years and enters his junior season ninth on NU's career assists chart. "Jack Moore had a court presence about him, Brian Carr had a court presence and Clifford Scales learned the point and had that presence," Nee said.

"Tyronn has that presence, but the thing he has the others did not is tremendous explosiveness and

power. With the basketball, he is the quickest player I have ever coached."

With that type of praise, it is no surprise Nee expects Lue to be Nebraska's leader this winter. Nee points to a fellow Big 12 school for a model for Lue to follow.


"Great players make the players around them better," Nee said. "That will be the true test for Tyronn. An example of that is Chauncey Billups at Colorado last season. He strapped the Colorado program on his back and took them to the NCAA Tournament. For Tyronn Lue to be labeled a great player, he has to strap the Nebraska program on his back and carry us to another level.

"He has an excellent supporting cast, but Tyronn is going to have to be the guy that gives us the leadership and intangibles to be a great team. The rest of the team understands Tyronn is the leader."

While Lue will be the catalyst to Nebraska's NCAA Tournament hopes, there is plenty of talent surrounding him.

Leading the way in Nebraska's "supporting cast" is junior center **Venson Hamilton** (right), one of the Big 12 Conference's premier big men. The 6-10 Hamilton teamed with Mikki Moore to give Nebraska one of the league's best one-two inside punches last season. With Moore gone, Hamilton will become Nebraska's go-to-guy underneath this season.

Hamilton was Nebraska's third-leading scorer at 10.8 points per game last season. He finished as the Huskers' leading rebounder at 8.4 per contest, good for fifth in the Big 12. Hamilton recorded 11 double-doubles as a sophomore and



NU'S WINNINGEST SEASONS

	Season	Postseason	Record
1.	1990-91	NCAA	26-8
2.	1919-20		22-2
	1977-78	NIT	22-10
	1982-83	NIT	22-10
5.	1986-87	NIT	21-12
	1995-96	NIT Champs	21-14
7.	1965-66	NIT	20-5
8.	1992-93	NCAA	20-11
	1993-94	NCAA	20-10
10.	1975-76		19-8
	1985-86	NCAA	19-11
	1991-92	NCAA	19-10

Note: Bold indicates Nee-coached team.

reached double figures in rebounding 14 times. Nee believes Hamilton's play will jump another level this season and expects him to contend for All-Big 12 honors.

"Venson has a God-given talent and tremendous hands to be a great rebounder," Nee said. "He has an ability that few big men have to get rebounds in a crowd. He was a raw talent when we recruited him and each year he has gotten a little better. He has the ability to dominate games and I expect him to show that this season."

Not only does Nebraska possess an excellent inside-outside tandem in Hamilton and Lue it has experienced wing players as a complement.

Lue's running mate in Nebraska's backcourt will once again be **Cookie Belcher**. The 6-3 sophomore had one of the top rookie campaigns in Nebraska school history. He became just the fourth Husker freshman to score 300 or more points and also established a new freshman steals record. Belcher was also the only Husker to start all 33 games. He was possibly Nebraska's most well-rounded player, finishing first on the team in steals and three-point percentage, second in assists, third in blocked shots and minutes and fifth in both scoring and rebounding.

Belcher was the runner-up for conference rookie-of-the-year honors and was named to the Big 12's all-rookie squad. Nee said Belcher's first season should be just an indicator of what the future holds.

"Cookie Belcher has a year of experience and I believe he has improved every aspect of his game," Nee said. "He gives us a very physical presence on the wing and is an excellent defender. He has an excellent knack for stealing the basketball."

On Nebraska's other wing is another strong defender, 6-5 junior forward **Larry Florence**. Florence battled nagging injuries in his first season in a Husker uniform. Despite the injuries, he started 29 games last season and finished the year averaging more than seven points per game and nearly four rebounds per game.

Florence was Nebraska's designated "defensive stopper", often shadowing the opponent's top scorer. Nee expects a healthier, more focused Florence to make a big impact this season.

NEBRASKA'S 20-WIN SEASONS	
Coach	20-Win Seasons
Danny Nee	5
Joe Cipriano	2
Moe Iba	1
P.J. Schlissler	1

"Larry Florence is as healthy as he has been in two years," Nee said. "He should be much more explosive this season and should help us out on the boards more than he did last season. He has worked as hard as anyone on his outside jump shot and I expect him to be at a whole different level this season."

Junior forward **Andy Markowski** is expected to fill the final spot in the Husker starting lineup. Markowski was one of Nebraska's top reserves as a sophomore, averaging 4.2 points and 3.9 rebounds per game.

On a Nebraska roster without any seniors, Markowski is the Huskers' most experienced player. The 6-8 Markowski redshirted his first year in Lincoln and is in his fourth season at Nebraska. Nee feels the Ord, Neb., native is ready for a breakthrough year.

"Andy has worked hard on every aspect of his game," Nee said. "He is our most experienced player and probably our hardest worker. He is a Nebraska kid and he takes a lot of pride in this program being successful."

Nebraska's final returnee is 6-5 junior swingman **Troy**

Piatkowski, who appeared in 22 games last season as a first-year sophomore. Piatkowski will be one of the Huskers' top players off the bench and will be expected to deliver scoring from the perimeter.

Also returning to the Husker roster are three valuable walk-ons. **Chad Burbach**, **Michael Johnette** and **Ryan Phifer** are all native Nebraskans and are in their second season with Nebraska.

THE NEWCOMERS

With just six returning scholarship lettermen, Nebraska's five incoming freshmen must be ready to contribute immediately. The Huskers signed three guards, one forward and one post player last season. All should compete for significant playing time in 1997-98.

In the backcourt, Nee has added **Cary Cochran**, **Todd Smith** and **Rodney Williams**. The 6-2 Cochran is a deadly outside shooter who broke a number of scoring records in Iowa. As a senior Cochran averaged 33.0 points per game and shot better than 41 percent from behind the three-point arc. He finished his prep career with 2,650 points, shattering the all-time Iowa high school record.

Smith, a 6-4, 195-pounder, was an honorable-mention all-state player at Baldwin High School in Milledgeville, Ga. Smith averaged 16 points and 11 rebounds as a senior and was asked to play nearly every position on the floor. Nee believes Smith is a sleeper in the class who could make a big impact this winter.

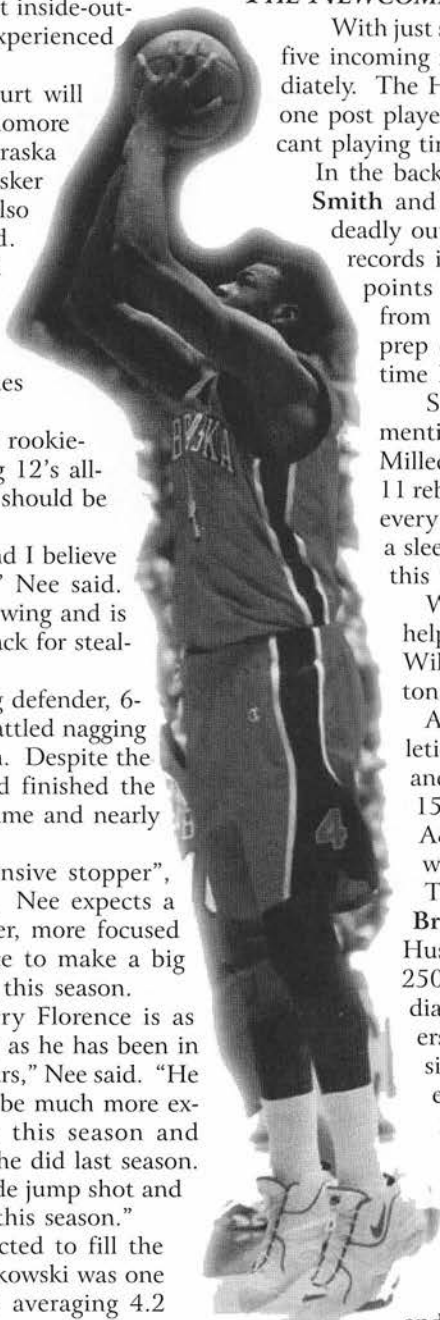
Williams is also a versatile performer who should help the Huskers at both guard spots. The 6-3 Williams starred at The Kinkaid School in Houston, averaging 20 points per game as a senior.

At the forward spot, **Chad Johnson** is an athletic player who should back up both the three and four positions. The 6-6 Johnson averaged 15 points and nine rebounds per game for Florida A&M High School, who won two state titles with Johnson on its roster.

The final member of Nebraska's freshman class, **Brant Harriman**, is the biggest player on the Husker roster. Harriman stands 6-10 and weighs 250 pounds and will be asked to produce immediately for Nebraska. He was one of three players from Mason City (Iowa) High to sign Division I letters-of-intent last year. Harriman averaged 17 points and 11 rebounds and shot nearly 80 percent from the floor as a senior, helping Mason City to its second consecutive state championship.

The Husker freshman class was hit by injuries in the fall. Team doctors discovered stress fractures in both of Smith's lower legs shortly after he arrived on campus and performed surgery to insert steel rods into both legs. Cochran underwent surgery in mid-September to remove bone spurs from his right ankle. Both are expected to return to the court in early December. Harriman also underwent minor surgery to repair a fracture in his right hand, but will be ready for the start of the season.

"Our recruiting shored up some weaknesses," Nee said. "It is a solid and deep class. We have had some minor health setbacks, but these guys are going to help us out this season."



THE LOSSES

The five Husker newcomers will be expected to replace five departed lettermen from the 1996-97 team. Only two of the lettermen lost saw extensive playing time a year ago.

The most notable loss from the 18-15 Husker squad is **Mikki Moore**, a four-year letterman for Nee. The 6-11 Moore finished his career as Nebraska's all-time leader in blocked shots. Moore had 236 career rejections, 53 blocks more than the previous school record. He also established the Husker single-game blocked shot record with nine and owns three of the school's top five single-season blocked shot totals.

Moore was Nebraska's second-leading scorer and rebounder

as a senior, averaging 11.7 points and 7.4 rebounds per game. He led Nebraska in field goal percentage and was an honorable-mention All-Big 12 selection a year ago. He finished his career just 14 points shy of becoming Nebraska's 19th, 1,000-point career scorer.

Also missing from the Husker roster is 6-7 forward **Bernard Garner**. Garner was one of the top two-year players in Nebraska history. As a senior, Garner was fourth on the team in scoring, averaging 9.9 points per game and finished as the Huskers' third-leading rebounder at 5.4 per contest.

In the backcourt, Nebraska lost sophomore

POSTSEASON STREAK
Nebraska is one of only 17 Division I schools to receive a postseason bid in each of the last seven seasons.

Active Division I postseason tournament streaks entering the 1997-98 season.

1.	North Carolina	31
2.	Georgetown	23
3.	Indiana	20
4.	Oklahoma	16
5.	Temple	14
	Michigan	14
7.	Arizona	13
8.	Arkansas	11
9.	Connecticut	10
10.	UCLA	9
	Michigan State	9
12.	Kansas	8
	Cincinnati	8
	Massachusetts	8
	Purdue	8
17.	Nebraska	7

Alvin Mitchell who transferred from the program after last season. Mitchell averaged 15 minutes and 2.7 points per game last year.

Walk-ons **Ryan Hinckley** and **Andy Schwindt** are also gone after earning letters in 1996-97.

OVERALL OUTLOOK

Nee expects his 12th edition of Husker Hoops to take on a characteristic common to many of his previous teams--athleticism.


"We are hopeful that some teams are going to have problems matching up with our athleticism," Nee said. "We should have a strong inside-outside combination, but we still want to run the fast break and attack the basket."

He expects that athleticism to cause a great deal of problems on the defensive end.

"This team has the capability of being one of the best defensive teams we've had here," Nee said. "All five starters can guard. The key to good defense starts with one-on-one defense and they all have good ability in that area."

Nee has also addressed areas of concern with his team heading into the season. He said Nebraska must take better care of the basketball this season and improve its free-throw shooting. Probably most important, Nee said, is for his team to avoid the health problems it has faced all summer.

"Hopefully, we will have adequate depth, but we know we are not going to be deep at the post spots," Nee said. "We have to stay healthy, because there are some players, especially Lue and Hamilton, that aren't replaceable."



Danny Nee's 203 wins at Nebraska rank second in school history behind Joe Cipriano's 253 wins from 1964-80.

THE SCHEDULE

Nee knows his Huskers will once again have their work cut out for them in the highly-competitive Big 12 Conference. As part of the North Division, the Huskers must face perennial national championship contender Kansas twice this season.

Nee expects the Jayhawks to again be the team to beat in the conference. He said Nebraska can use Kansas as a gauge for meeting its own goals this season.

"Everybody expects Kansas to be the class of the Big 12 again this season," Nee said. "We feel like if we are able to keep them within our sights, we will be in position to reach our goals for the season."

Those goals include being in contention for the Big 12 Championship, making a run at the Big 12 Tournament title and returning to the NCAA Tournament. While the Husker program will use Kansas as a guideline, Nee said he expects a very balanced Big 12 as a whole. Once again, Nee believes the key to conference success is playing well at home.

"The key is always going to be defending your homecourt," Nee said. "We did a pretty good job of that last year, by going 6-2 at home. If we can get the same number or one more win at home we will be in good position. Now we just need to teach our players to win on the road in the Big 12. Our goal is to be .500 away from home."

Before Nebraska reaches the Big 12 portion of its schedule, the Huskers play another strong non-conference slate. Nebraska opens with a five-game homestand, and will make road trips to Tulsa and Minnesota, both 1997 NCAA qualifiers. Nebraska gets a two-week break before the Huskers' non-conference schedule concludes with a holiday trip to the Rainbow Classic in Honolulu.

1997-98 HUSKER NOTES

HUSKERS SET SIGHTS ON NCAA TOURNAMENT

Nebraska enters the 1997-98 season with a goal of extending its school-record postseason streak to eight years. However, the Huskers are looking for their first trip to the NCAA Tournament since the 1993-94 season. Nebraska began its record postseason run with four straight "Big Dance" appearances. However, Nebraska has been in the NIT each of the past three seasons.

Coach Danny Nee's squad will be looking to improve on its 18-15 record and seventh-place finish in the Big 12 Conference. Nebraska made it through a demanding non-conference schedule with a respectable 9-4 mark and opened league play with a 3-1 record. However, the Huskers struggled from late January to mid-February, losing six of seven games and falling to 12-11 on the season. A strong regular-season finish, including a win at seventh-ranked Iowa State, gave Nebraska a 16-13 record. After a disappointing Big 12 Tournament loss to Missouri, Nebraska qualified for the NIT for the third straight year. The Huskers opened with wins over Washington in Lincoln and at Nevada, before Connecticut ended NU's NIT winning streak at seven games in the quarterfinal round.

Nebraska has now posted seven-straight winning seasons and .500-plus records in 22 of the past 24 years. During its seven straight years in postseason play the Huskers have won 20 or more games four times, including a school-record 26 victories in 1990-91.

HEAD COACH DANNY NEE

Nebraska Head Coach Danny Nee (St. Mary's of the Plains, 1971) enters his 12th season on the Husker bench. In his first 11 seasons at Nebraska, Nee has posted a 203-146 (.582) record and stands at 310-213 (.593) in 17 years overall as a collegiate head coach. He is the only coach in school history to take nine

teams to postseason play (four NAAs, five NITs), guide five 20-game winners and direct a Nebraska team to a Phillips 66 Big Eight Tournament title and a national tournament title (NIT). Nee's 203 victories rank

second to Joe Cipriano's 253 wins in 17 seasons on the NU sideline from 1964-80. Nee is averaging 18.5 wins per year compared to Cipriano's 14.9.

Nee is second among Big 12 coaches in seniority, trailing only Missouri's Norm Stewart who has been with the Tigers for 31 seasons. He came to Nebraska after six successful seasons at Ohio University, where he posted a 107-67 (.615) record.

His first four Nebraska teams struggled to a 61-64 (.488) mark, but his last seven Husker teams, all of which have qualified for postseason play, have posted a 142-82 (.634) record. That is an average of just more than 20 wins per season.

Nee is a Brooklyn, N.Y. native, who received his master's degree in health, physical education and recreation from Kansas State in 1972. He is 7-8 in conference postseason play with the Huskers, is 13-4 in the NIT and 0-4 in the NCAA Tournament.

HUSKER STAFF CHANGE

In addition to five newcomers on the court, Nebraska has one new face on the bench this season. **Randy Roth** joins Nee's staff after five seasons on the Ohio State campus. Roth replaces Bill Johnson, who left Nebraska after two years to become an assistant coach at Columbia University. Roth is an 11-year veteran of the Division I coaching ranks, as he has also been on staff at Akron, Butler and Ohio University. Roth also served as a graduate assistant under Nee at Ohio U. in 1985-86.

HUSKERS HOPING TO EXTEND RECORD STREAK

Nebraska extended a school-record in 1996-97 with its seventh straight postseason appearance. The Huskers NIT appearance, was their Big 12 Conference-leading 11th trip to the nation's oldest postseason tournament.

Nebraska first four postseason trips in the streak were to the NCAA Tournament, all of which ended in first-round defeats. The Huskers have made NIT appearances each of the last three seasons, posting an 8-2 record, including a 5-0 mark in winning the 1996 tournament title.

Only 15 of the nation's 300-plus Division I schools carry a longers postseason streak into the 1997-98 season, including only Oklahoma and Kansas in the Big 12 Conference. A full listing of the schools to appear in postseason play in each of the last seven seasons is on the previous page.

NEBRASKA IN THE POSTSEASON

The 1996-97 season marked Nebraska's 16th overall postseason appearance, and its school-record seventh straight. Nebraska has now appeared in postseason action 13 of the past 15 seasons, including nine times under Head Coach Danny Nee. Nebraska is 19-15 all-time in postseason play, 19-10 in the NIT and 0-5 in NCAA Tournament play. The NCAA Tournament record does not include a loss in the 1949 NCAA playoff game between the Big Seven and Missouri Valley Conferences (not recognized as official NCAA Tournament appearance).

Last season, Nebraska made its Big 12-leading 11th appearance in the NIT and advanced to the quarterfinals before losing at Connecticut. The Huskers now own a 13-4 mark in the NIT under Nee. In 1995-96 Nebraska captured the first national tournament title of any kind in school history, winning the NIT. The Huskers defeated Colorado State, Washington State and Fresno State on their way to New York, including two road wins. In the Big Apple Nebraska defeated Tulane in the semifinals and won the title with a 60-56 win over St. Joseph's.

In 1994-95 Nebraska's string of NCAA appearances ended at four, as the Huskers were tabbed for the NIT. Nebraska defeated Georgia in the first round in Lincoln, before dropping a 65-59 decision to Penn State in the second round. The loss to the Nittany Lions was Nebraska's only loss in 13 NIT home games.

The previous four seasons Nebraska was selected for the NCAA tournament, but failed to advance to the second round. In 1994, Nebraska was the sixth seed in the East Regional, but lost 90-80 to 11th-seeded Penn in the opening round. The Huskers were seeded 10th in the East Regional in 1993 and dropped a 93-79 decision to New Mexico State in the opening round. In 1992, Nebraska entered the tournament as the eighth seed in the Southeast, but was upended by Connecticut, 86-65, in the opening round. The Huskers entered the 1991 tournament as the third seed in the Midwest Regional, but was stunned in the first round by 14th-seeded Xavier, 89-84. Nebraska's other NCAA appearance came in 1986, when the Huskers were eliminated in the first round by Western Kentucky.

1,000 BASKETBALL WINS 700 FOOTBALL WINS

School	BB Wins	FB Wins*
Notre Dame	1,405	746
Texas	1,281	713
Alabama	1,244	713
Michigan	1,147	764
Nebraska	1,135	709
Penn State	1,128	706

*-Football wins as of start of 1997 season

CHRISTMAS IN HAWAII

The majority of Nebraska's holiday break will be spent at the Rainbow Classic in Honolulu, Hawaii. The Huskers will leave for the island on Christmas Eve with tournament play beginning on Dec. 27 against Virginia. The Huskers will face either Hawaii or Brigham Young in the second round on Dec. 29. The other side of the bracket includes Kansas, Ohio State, Vanderbilt and New Mexico State. The Huskers face one of those teams on Dec. 30.

This marks Nebraska's fifth trip to Hawaii in Danny Nee's 12 seasons as head coach and the second time under Nee Nebraska has played in the Rainbow Classic. Nebraska finished seventh in the 1992 Rainbow Classic. Nebraska also played in the Rainbow Classic in 1979-80 and finished fourth with a 1-2 record.

The Huskers last trip to Hawaii was a success, as NU won the 1995 Big Island Invitational in Hilo. Nebraska defeated Toledo, Oregon and Minnesota en route to the tournament title. The Huskers own a 7-5 record on the Islands under Nee and are 10-10 all-time in seven previous trips.

LUE A MEMBER OF USA 22 & UNDER SQUAD

Nebraska junior point guard Tyronn Lue had a busy summer, as he was named to the United States 22 & Under World Championship Squad. Lue took part in the initial tryout in Colorado Springs, Colo., in late May where he was named one of 16 finalists for the team. More than 60 players tried out for the squad. After further tryouts and exhibition games, under the direction of Utah Coach Rick Majerus, Lue was selected for the 12-man team. He was the first Nebraska player named to the U.S. 22 & Under team.

He averaged 7.4 points and 2.4 assists in 18.2 minutes of action in five USA exhibition games against NBA competition. He was unable to compete in the World Championship competition in Sydney, Australia because of a lower leg injury. Lue returned home from Australia before the team began play in the tournament. The United States finished fifth in the competition.

HUSKERS MAKE THEIR MARK AGAINST TOP TEAMS

Last season Nebraska defeated 15th-ranked Colorado in Lincoln and won at No. 7 Iowa State. The wins marked the seventh consecutive season the Huskers have recorded at least one victory against a ranked opponent. In the last seven years,

DID YOU KNOW?
Nebraska has 19 wins over ranked opponents in the last seven seasons, including eight against Top 10 teams. Last season Nebraska defeated 15th-ranked Colorado in Lincoln and won at No. 7 Iowa State.

Nebraska has recorded 19 victories over nationally-ranked opponents, including eight wins against Top 10 opponents.

The Huskers victory at Iowa State last season marked the highest ranked team Nebraska had beaten since defeating third-ranked Missouri in the 1994 Big Eight Tournament. ISU was the highest-ranked team Nebraska had defeated on its home court since a shocking 67-51 victory at No. 1 Missouri in 1981-82.

THE DEVANEY CENTER ADVANTAGE

Entering its 22nd season in the 14,200-seat Bob Devaney Sports Center, Nebraska owns an all-time record of 253-72 (.778), including a 100-54 (.649) mark vs. conference opponents. The Huskers, who are 90-22 (.804) at Devaney since the start of the 1990-91 season, are 58-4 (.935) in that stretch against non-league opponents and 32-18 (.640) vs. conference foes. NU finished 7-1 vs. non-league foes at home in 1996-97 and 6-2 against Big 12 opponents. Under Coach Danny Nee, NU is 136-40 (.773) at home, 90-8 (.918) against non-conference opponents and 46-32 (.590) vs. league opponents.

Since 1990-91, only 11 schools--Oklahoma State (four times),

Missouri (three), Oklahoma (three), Kansas (three), Iowa State (three), Kansas State (1992-93), Texas (1993-94), Colorado (1994-95), Penn State (1994-95), Northern Iowa (1995-96) and Minnesota (1996-97) have exited Devaney with a win. Last year's three home losses came against Minnesota, Iowa State and Kansas, all teams who advanced to the Sweet 16 of the NCAA Tournament. NU, 13-3 at home in 1996-97, has had a .500 or better home mark for 24 straight seasons and 33 of the last 34.

FANS FILE INTO DEVANEY CENTER

Nebraska basketball was a hot ticket in 1996-97, as 174,119 fans went through the Devaney Center doors for 16 home games, an average of 10,882 fans per game. The per-game average of 10,882 ranks as the 10th-highest mark in the building's history, while the season attendance total also stands as the 10th-highest in the arena's history. The mark ranked 34th among NCAA Division I schools in 1996-97 attendance and fifth in the Big 12. The Huskers have topped the 200,000 attendance mark in four of the past six seasons.

Since the start of the 1990-91 campaign, the Huskers have drawn 1,378,847 fans into the Devaney Center, an average of 12,311 fans per game. Nebraska's home attendance mark over the last seven seasons accounts for nearly 40 percent of the total number of fans who have come through the Devaney Center doors over the last 21 campaigns for Husker hoops. Nebraska drew 14,759 fans against top-ranked Kansas last season, the seventh-largest crowd in Devaney Center history.

NEBRASKA SET TO D-IT UP AGAIN

One constant for the Huskers last season was tough defense. Nebraska held 13 opponents to less than 40 percent shooting, including a season-low 27.9 percent by Missouri in Lincoln, the Tigers' worst shooting performance in 19 years. Nebraska was 12-1 when holding its opponent to less than 40 percent shooting.

Entering the 1997-98 season, just six of NU's last 43 opponents have hit 50 percent or better from the floor. Nebraska was 2-6 last season when it was outshot by the opposition and lost all five games when the opponent hit half of its field goals. The Huskers were 0-6 when allowing the opposition to score 80 or more points and 18-9 when limiting the foe to 79 or less.

For the year, NU's opponents shot .410 from the field, the fourth-best field goal defense in the Big 12. Nebraska's defense was much-improved over previous seasons, as the Huskers held opponents to 71.4 points per game, the lowest in Danny Nee's 11 years as NU's head coach. The 41.0 percent shooting by opponents also ranks as a Nee-era best and the best since NU held its opponents to 40.5 percent in 1963-64.

HUSKERS FORMING OWN SWAT TEAM

Nebraska established a new school record for blocked shots in a season last year with 202. The mark bettered the previous record of 185, set just a year earlier. Early last season, Nebraska broke the single-game team blocked shot record with 15 against Coppin State on Dec. 6, and had 13 against UMKC on Dec. 11. Those two games were the top two team blocked shot efforts in the Big 12 a year ago. Senior center Mikki Moore blocked a school-record nine shots against Coppin State and had 88 on the year, the second-best single-season total in school history. Venson Hamilton had 56 rejections, sixth on the NU single-season chart. Hamilton had a career-high six blocked shots at Missouri-Kansas City on Dec. 11, and enters his junior year with 95 career blocks, fourth on the Nebraska charts. Nebraska blocked at least five shots in 27 of 33 games last year. Nebraska enters the 1997-98 season with a blocked shot in 108 straight games, dating back to the 1993-94 season.

1997-98 NEBRASKA RADIO AND TELEVISION ROSTER



PRONUNCIATION GUIDE

Cary Cochran co-HORN
 Brant Harriman HAIR-a-man
 Tyronn Lue Tah-RON
 Troy Piatkowski Pie-it-COW-ski

Danny Nee
 Head Coach
 12th Year




Career Record _____
 NU Record _____

3
Cary Cochran
 6-2, 180, Fr., G
 Minden, Iowa



PPG _____
 RPG _____

4
Venson Hamilton
 6-10, 235, Jr., C
 Forest City, N.C.



PPG _____
 RPG _____

5

Larry Florence
 6-5, 220, Jr., F
 Phenix City, Ala.



PPG _____
 RPG _____

10


Tyronn Lue
 6-0, 175, Jr., G
 Mexico, Mo.



PPG _____
 RPG _____

11

Rodney Williams
 6-3, 195, Fr., G
 Houston, Texas



PPG _____
 RPG _____

15

Chad Johnson
 6-6, 220, Fr., F
 Tallahassee, Fla.



PPG _____
 RPG _____

20

Todd Smith
 6-4, 195, Fr., G
 Milledgeville, Ga.



PPG _____
 RPG _____

24


Michael Johnette
 6-4, 215, Sr., G
 Omaha, Neb.



PPG _____
 RPG _____

30

Cookie Belcher
 6-3, 205, So., G
 Mexico, Mo.



PPG _____
 RPG _____

34

Troy Piatkowski
 6-5, 195, Jr., G/F
 Rapid City, S.D.



PPG _____
 RPG _____

35

Ryan Phifer
 6-3, 205, Sr., G
 North Platte, Neb.



PPG _____
 RPG _____

40

Chad Burbach
 6-6, 180, Sr., F
 Columbus, Neb.



PPG _____
 RPG _____

44


Andy Markowski
 6-8, 215, Jr., F
 Ord, Neb.




PPG _____
 RPG _____

52

Brant Harriman
 6-10, 250, Fr., C
 Mason City, Iowa



PPG _____
 RPG _____



10 TYRONN LUE


6-0 ♦ 175 ♦ JUNIOR ♦ GUARD ♦ MEXICO, MO. (RAYTOWN)

1997-98 Outlook: One of the nation's premier point guards, Tyronn Lue is a contender for All-Big 12 and All-America honors as a junior. The 6-0 junior earned second-team all-Big 12 honors last season and is the second-leading

returning scorer in the Big 12 Conference. Lue is lightning quick with the basketball and has excellent shooting touch. He was selected to the USA 22 & Under World Championship Team this summer, but did not compete in the competition because of a lower leg nerve injury. Lue spent the last part of the summer and early fall recovering from the injury, but will be 100 percent for his junior season.

1996-97 (Sophomore): Lue had a breakthrough season, after an outstanding rookie campaign in 1995-96...was named second-team All-Big 12 by both the Associated Press and league coaches...also earned All-District 7 honors from the United States Basketball Writers...Lue was also named to the Big 12's All-Improved squad, after upping his scoring average more than 10 points from his freshman season...led Nebraska in scoring at 18.8 points per game and raised his level of play in the Big 12, pouring in 21.3 points per contest in league play...ranked sixth in

sophomore...now owns two of the top six single-season assist totals in school history, after dishing out 144 as a freshman and stands ninth on the career list at 280...his 4.3 assists per contest ranked fourth in the conference...matched his career high with nine assists at Colorado...handed out five or more assists 15 times as a sophomore and 28 times in his career...Lue led the Huskers in field goals with 215, the seventh-best total in school history...his 47 threes and 81.3 percent free throw shooting were



Tyronn Lue earned second-team All-Big 12 honors as a sophomore and is the conference's second-leading returning scorer.

also team highs...played 1,150 minutes (35.9 pg) last season, the second-highest total in school history and just five minutes shy of Dave Hoppen's record total set in 1984-85...Lue was named the Ameritas Classic MVP as he scored 42 points in the two wins on 16-21 shooting...Lue sprained his knee in Nebraska's game with Cincinnati in Puerto Rico and missed the next 1 1/2 games...scored 29 points in back-to-back January league games with Texas A&M and Kansas State and played all 45 minutes in the overtime win over the Wildcats...posted one of his most complete games as a Husker in front of friends and family at Missouri with 26 points, eight assists and six rebounds in 37 minutes...tied his career high with 30 points on 11-19 shooting at Oklahoma...outplayed KU All-American Jacque Vaughn in Lawrence, scoring 26 points, including 22 after halftime, to help the Huskers extend the top-ranked Jayhawks to overtime...also grabbed a career-high eight rebounds at Kansas...in NU's win over No. 15 Colorado in Lincoln, Lue scored 20 of his 22 points after halftime...again tied his career high with 30 points in NU's 74-69 overtime win at seventh-ranked Iowa State in late February...scored 12 points in the last 3:35 of regulation and another four in overtime to lead the Huskers to the upset...the 30 points was the most an individual has scored against a Tim Floyd-coached Cyclone

COACH NEE ON TYRONN LUE

"Tyronn Lue has the whole game. He has the offensive game, the defensive game and the innate ability to lead others. He has a charisma about him. He is the best all-around player I have coached at Nebraska."

the league in scoring for all games and fourth in conference play...led Nebraska in scoring 20 times as a sophomore, had 13 games with 20 or more points and twice matched his career high of 30 points, at Iowa State and at Oklahoma...Lue reached double figures 28 times last season and enters the 1997-98 season with a 17-game double-figure scoring streak...scored 22 or more points in nine of 16 Big 12 games...Lue's 603 points were the fourth-highest single-season total in school history and the best ever by an NU sophomore...he set the school record for most points in a conference season with 341...he enters his junior season in 26th place on the NU career scoring list, just 101 points shy of becoming NU's 19th, 1,000-point man...he made a habit of coming up big down the stretch, scoring 60 percent of his points after halftime...Lue led the Huskers in assists for the second consecutive season, handing out 136 (4.3 per game) as a

LUE'S CAREER STATISTICS

Year	G-GS	FG-FGA	Pct.	3FG-3FGA	Pct.	FT-FTA	Pct.	Reb.-Avg.	TP-Avg.	MP	A	BS	S
1995-96	35-34	105-232	.453	20-61	.328	66-96	.688	106-3.0	296-8.5	993	144	2	50
Big 8	14-13	38-100	.380	9-31	.290	25-34	.735	47-3.4	110-7.9	421	56	1	22
1996-97	32-30	215-476	.452	47-137	.343	126-155	.813	93-2.9	603-18.8	1,150	136	0	41
Big 12	16-15	119-263	.452	25-74	.338	78-96	.813	49-3.1	341-21.3	614	74	0	23
Career	67-64	320-708	.452	67-198	.338	192-251	.765	199-3.0	899-13.4	2,143	280	2	91
Conference	30-28	157-363	.433	34-105	.324	103-130	.792	96-3.2	451-15.0	1,035	130	1	45

LUE'S CAREER HIGHS

Points	Rebounds	Assists	Steals
30, three times	8, Kansas 2-1-97	9, four times	6, Kansas State 1-15-97



LUE ON NU CHARTS

Season Points

Rank	Player, Year	Points
1.	Dave Hoppen, 1985	704
2.	Eric Piatkowski, 1994	646
3.	Tyronn Lue, 1997	603
4.	Andre Smith, 1980	600
5.	Dave Hoppen, 1984	598

Season Minutes Played

Rank	Player, Year	Minutes
1.	Dave Hoppen, 1985	1,155
2.	Tyronn Lue, 1997	1,150
3.	Jack Moore, 1980	1,143
4.	Andre Smith, 1980	1,141
5.	Brian Carr, 1985	1,120

Season Assists

Rank	Player, Year	Assists
1.	Brian Carr, 1985	237
2.	Brian Carr, 1986	201
3.	Brian Carr, 1987	166
4.	Jack Moore, 1980	145
5.	Tyronn Lue, 1996	144
6.	Tyronn Lue, 1997	136

Career Assists

Rank	Player, Years	Assists
1.	Brian Carr, 1984-87	682
2.	Jaron Boone, 1993-96	446
3.	Erick Strickland, 1993-96	414
4.	Jack Moore, 1979-82	382
5.	Jamar Johnson, 1992-94	355
6.	Clifford Scales, 1988-91	354
7.	Beau Reid, 1988-91	344
8.	Eric Piatkowski, 1991-94	322
9.	Brian Banks, 1976-79	296
10.	Tyronn Lue, 1996-present	280

Career Scoring

Rank	Player, Years	Points
1.	Dave Hoppen, 1983-86	2,167
2.	Eric Piatkowski, 1991-94	1,934
3.	Jerry Fort 1973-76	1,882
4.	Andre Smith, 1978-81	1,717
5.	Jaron Boone, 1993-96	1,609
26.	Tyronn Lue, 1996-present	899

team...Lue was named Big 12 Player-of-the-Week for his performance against ISU...scored 18 points and had eight assists and no turnovers in NU's second meeting with top-ranked Kansas...averaged 17.3 points per game in three Husker NIT games...was one of 12 players selected to the USA 22 & Under World Championship team, but did not play because of injury.... averaged 7.4 points, 2.4 assists and 18.2 minutes of play in five USA exhibition games against NBA competition.

1995-96 (Freshman):

Lue won the starting job as a true freshman and started every game except Senior Day against K-State...Lue finished his freshman campaign averaging 8.5 points and 3.0 rebounds per game, while handing out a Nebraska freshman record and team-high 144 assists...Lue was named to the Big Eight All-Freshman team for his rookie performance...in the NIT, Lue sprained his ankle in the Colorado State game and was at half speed for the Washington State game...averaged 7.8

points and 3.4 assists in the NIT and was named to the NIT All-Tournament Team...he scored 15 points in the NIT semifinal against Tulane and had 11 points, five rebounds and four assists in the championship victory over St. Joseph's...scored an NU freshman-record 30 points against Oregon in the Big Island Invitational in his second game in a Big Red uniform...also had nine assists and shot 10-16 from the field against the Ducks...his 21 points at Kansas were his best in conference action and the most since the Oregon game...Lue had a career-high five 3-point goals (6 att.) in the loss at Kansas...he scored in double figures three times in conference action with the 21 at Kansas, 13 at Iowa State and 14 at Missouri...matched his career high with nine assists against Colorado in his first Big Eight game and also had nine assists in CU game at Boulder...Lue had a steal in 25 of 34 games, including a season-high five thefts at Minnesota and vs. Oregon, and finished the season with 50 steals, then an NU frosh record...scored in double figures 12 times as freshman, including four of his last six games...had at least one assist in 33 of 35 games and at least five 13 times...Lue played on the NIT All-Star team in the summer of 1996...the team, made up of standouts from the preseason and postseason NIT tournaments, toured Europe for three weeks and was coached by Lou Carnesecca.

High School: Raytown (Mo.) High School...averaged 23.5 points, eight assists and six steals as a senior en route to first-team all-city honors from the Kansas City Star...the lone senior on a team which won its first 27 games before losing in the quarterfinals of the 1995 Missouri state high school tournament...high school All-American and two-time all-state selection...the Sports Connection Player-of-the-Year as a senior...was twice named MVP of the conference...two-time all-district MVP...only played three years of high school basketball.


Personal: The son of Kim Lue, Tyronn selected Nebraska over Arkansas, Memphis, Oklahoma, Missouri and Kansas State...Lue was born May 3, 1977...sociology major...Lue and teammate and distant cousin, Cookie Belcher, spoke to their elementary school in Mexico, Mo., over spring break.

LUE'S 1996-97 GAME-BY-GAME

Opponent	MP	FG-FGA	Pct.	3FG-Att	Pct.	FT-FTA	Pct.	Reb.	PF	A	TO	BS	ST	Pts.
at Texas*	34	7-16	.438	1-2	.500	3-3	1.000	2	4	5	7	0	1	18
Weber State*	38	5-14	.357	2-5	.400	4-4	1.000	2	2	8	1	0	2	16
Oregon State*	31	6-13	.462	1-3	.333	4-4	1.000	2	4	5	3	0	1	17
Texas-San Antonio*	40	10-19	.526	2-5	.400	3-6	.500	5	2	5	1	0	0	25
Coppin State*	29	8-10	.800	2-3	.667	0-0	---	1	2	3	6	0	0	18
Bowling Green*	36	8-11	.727	0-0	---	8-10	.800	3	2	3	5	0	2	24
at Missouri-Kansas City*	28	2-6	.333	1-3	.333	2-2	1.000	5	0	3	2	0	0	7
Minnesota*	36	7-15	.467	0-3	.000	5-5	1.000	1	4	2	4	0	1	19
Old Dominion*	37	4-11	.364	2-6	.333	4-4	1.000	4	2	6	3	0	2	14
Cincinnati*	16	2-3	.667	0-1	.000	0-0	---	1	0	2	2	0	1	4
Bowling Green														
at Colorado	34	3-9	.333	0-3	.000	3-3	1.000	3	4	9	3	0	0	9
Creighton	29	5-11	.455	1-4	.250	0-0	---	3	2	5	2	0	0	11
Texas A&M*	36	10-17	.588	1-4	.250	8-10	.800	1	2	5	3	0	0	29
Kansas State*	45	8-24	.333	2-9	.222	11-13	.846	2	2	6	6	0	6	29
Missouri*	32	4-12	.333	0-2	.000	0-0	---	5	1	4	4	0	4	8
at Missouri*	37	10-20	.500	2-3	.667	4-4	1.000	6	4	8	6	0	2	26
at Oklahoma*	40	11-19	.579	2-3	.667	6-6	1.000	2	3	1	7	0	3	30
Iowa State*	39	8-16	.500	1-4	.250	0-0	---	1	1	4	4	0	0	17
at Kansas*	44	8-21	.381	1-4	.250	9-12	.750	8	2	5	10	0	1	26
Colorado*	39	8-20	.400	1-7	.143	5-6	.833	1	2	4	2	0	0	22
at Texas Tech*	37	6-14	.429	1-2	.500	6-8	.750	0	3	6	4	0	0	19
at Kansas State*	40	5-16	.313	2-10	.200	3-4	.750	3	3	1	6	0	1	15
at Northern Iowa*	33	4-13	.308	2-3	.667	5-7	.714	3	2	3	7	0	3	15
Texas*	34	7-15	.467	1-2	.500	7-8	.875	3	4	2	2	0	2	22
at Baylor*	36	7-15	.467	1-4	.250	3-5	.600	2	3	3	3	0	1	18
at Iowa State*	44	12-18	.667	4-7	.571	2-2	1.000	7	2	2	3	0	2	30
Oklahoma State*	40	6-12	.500	4-7	.571	7-8	.875	3	2	6	3	0	1	23
Kansas*	38	6-15	.400	2-3	.667	4-7	.571	2	3	8	0	0	0	18
Missouri*	37	10-23	.435	0-3	.000	2-5	.400	3	2	3	5	0	2	22
Washington*	36	5-15	.333	2-6	.333	2-2	1.000	1	0	4	3	0	1	14
Nevada*	38	6-18	.333	2-7	.286	4-5	.800	5	2	4	4	0	1	18
Connecticut*	38	7-15	.467	4-9	.444	2-2	1.000	3	3	1	6	0	1	20
Totals	1,150	215-476	.452	47-137	.343	126-155	.813	93	74	136	127	0	41	603

*-Starts





4 VENSON HAMILTON

6-10 ♦ 235 ♦ JUNIOR ♦ CENTER ♦ FOREST CITY, N.C. (OAK HILL)

1997-98 Outlook: Nebraska center Venson Hamilton should contend for All-Big 12 honors this season. The 6-10 junior will carry the load for Nebraska in the middle this season, after starting 25 games at power forward in 1996-97.

Hamilton had an outstanding sophomore season, finishing as NU's third-leading scorer and top rebounder. A dominating rebounder and talented low-post player, Hamilton was also among the league's top shot blockers last season. Nee calls Hamilton a raw talent who has developed into the best rebounder he has coached at Nebraska.

1996-97 (Sophomore): Hamilton finished his sophomore season averaging 10.8 points and 8.4 rebounds per game...he began the season as NU's sixth man, but broke into the starting lineup in early December and stayed there for the remainder of the season...Hamilton established a career scoring high with 20 points against Missouri in Lincoln and matched the total at home against Texas...he had 11 double-doubles on the season, including five in the season's final 10 games...his 8.4 rebounds per game ranked him fifth on the Big 12 charts and his 269 rebounds was the fourth-best single season total in Nebraska history...Hamilton's

COACH NEE ON VENSON HAMILTON

"He was a raw talent when we recruited him and each year he has gotten a little better. He is an excellent post rebounder. He has the God-given talent and tremendous hands to be a great rebounder. He has an ability that few big men have to get rebounds in a crowd."

career-high 18 rebounds against Old Dominion were the most by a Husker since 1992...he also topped the 15-rebound mark at Northern Iowa with 17 boards...he had a double-double before half against the Panthers, and finished with 16 points...scored in double figures 19 times as a sophomore and enters the 1997-98 season with five straight double-figure scoring outings...Hamilton had 14 double-figure rebounding games as a sophomore, including six in his last nine games of the season...Hamilton had eight or more rebounds 17 times last year and has 23 such games in his career...he grabbed five or more rebounds 28 times as a sophomore and in 44 of 64 career games...also a prolific shot-blocker, Hamilton rejected 56 opponent shots in 1996-97, the sixth-highest season total in school history and enters his junior year



Venson Hamilton is one of the Big 12's top returning big men. The junior finished fifth in the league in rebounding and was sixth in blocked shots.

with 95 career blocks, good for fourth on the Husker chart...Hamilton owns two of the top 10 season blocked shot totals...his 1.8 blocked shots per game ranked fifth in the Big 12...recorded a career-high six rejections against UMKC and had five versus Weber State...Hamilton was second on the team in field goal percentage at 57.7 percent and would have been among the league leaders, but did not have the required number of field goals made...Hamilton's career field-goal percentage of 56.5

HAMILTON'S CAREER STATISTICS

Year	G-GS	FG-FGA	Pct.	3FG-3FGA	Pct.	FT-FTA	Pct.	Reb.-Avg.	TP-Avg.	MP	A	BS	S
1995-96	32-1	71-130	.546	0-1	.000	54-100	.540	161-5.0	196-6.1	467	19	39	20
Big 8	11-1	30-53	.566	0-0	---	18-36	.500	53-4.8	78-7.1	152	3	12	7
1996-97	32-25	124-215	.577	0-0	---	96-148	.649	269-8.4	344-10.8	851	33	56	46
Big 12	16-14	61-114	.535	0-0	---	50-74	.676	116-7.3	172-10.8	468	16	22	23
Career	64-26	195-345	.565	0-1	.000	150-248	.605	430-6.7	540-8.4	1,318	52	95	66
Conf.	27-15	91-167	.545	0-0	---	68-110	.618	169-6.3	250-9.3	620	19	34	30

HAMILTON'S CAREER HIGHS

Points 20, Missouri 1-18-97; Texas 2-16-97	Rebounds 18, Old Dominion, 12-30-97	Blocked Shots 6, UMKC, 12-11-96	Assists 3, UMKC, 12-11-96; Coppin State, 12-6-96	Steals 4, Tulane, 3-26-96
---	---	---	---	-------------------------------------

percent would rank fourth on the NU career charts, but he is 55 attempts shy of the minimum... Hamilton greatly improved his free-throw shooting as a sophomore, hitting 65 percent from the line, after hitting just 54 percent as a freshman... Hamilton was named to the Puerto Rico Holiday Classic all-tournament team with 31 points and 27 rebounds in three games... this past summer Hamilton played on a People-to-People Sports all-star team that toured Italy.

1995-96 (Freshman): Hamilton had an immediate impact on the Husker

program, averaging 6.1 points and 5.0 rebounds in his rookie season in Lincoln... he appeared in 32 of 35 games and drew one start... Hamilton averaged 7.4 points and 6.2 rebounds in the 1996 NIT, including a 13-point, nine-rebound effort in the semifinal win over Tulane... scored six points and grabbed a season-high 12 rebounds in second-round win over Washington State and netted 12 points in quarterfinal win over Fresno State... made his only start of the season against Oklahoma in Lincoln... had a career day in the first meeting with Iowa State, setting the school record for most field goals without missing a shot, going 9-9 from the floor... had career highs in points (19) and blocks (4) against ISU and added nine rebounds... scored 13 points and had eight

HAMILTON ON NU CHARTS

Season Rebounds

Rank, Player, Year	Rebounds
1. Chuck Jura, 1972	305
2. Leroy Chalk, 1971	290
3. Rich King, 1991	274
4. Venson Hamilton, 1997	269
5. Dave Hoppen, 1985	258

Season Blocked Shots

Rank, Player, Year	Blocks
1. Derrick Chandler, 1992	91
2. Mikki Moore, 1997	88
3. Mikki Moore, 1996	71
4. Rich King, 1991	68
5. Mikki Moore, 1995	67
6. Venson Hamilton, 1997	56
7. Derrick Chandler, 1993	53
8. Rich King, 1989	50
9. Rich King, 1990	45
10. Venson Hamilton, 1996*	39

*freshman record

Career Blocked Shots

Rank, Player, Years	Blocks
1. Mikki Moore, 1994-97	236
2. Rich King, 1988-91	183
3. Derrick Chandler, 1992-93	144
4. Venson Hamilton, 1996-present	95
5. Carl Hayes, 1990-92	70

rebounds in win over Oregon in Hawaii, just Hamilton's second game in a Husker uniform... scored 10 points and had eight rebounds in his Big Eight debut against Colorado... played in all but three games with a season-high 31 minutes against Oregon in the Big Island Invitational ... had a field goal percentage of at least .500 in 17 of 32 games... second on team in blocked shots with an NU freshman-record 39, was eighth in scoring (6.1), fourth in field goal percentage (.546) and third in rebounding (5.0)... was perfect from the floor in four games, including the school-record 9-9 effort against ISU... in conference games, Hamilton averaged 7.1 points and 4.8 rebounds... Hamilton scored in double figures eight times on the season and pulled down five or more rebounds in 17 of 32 games... grabbed eight or more rebounds seven times... averaged 14.6 minutes per game... had the most rebounds (161) of any non-starter.

1994-95 at Oak Hill (Va.) Academy: A talented performer, he averaged 12 points and 10 rebounds as a senior for an Oak Hill team which finished with a 33-3 record ... his 10 rebound per game average ranked as the second highest in school history... a second-team all-state selection as a senior, he was the school's top rebounder and second-leading scorer behind consensus national top 10 player and Kentucky signee Ron Mercer.

High School: Hamilton played three seasons at East Rutherford High School in Forest City, N.C., before enrolling at Oak Hill Academy... earned all-conference and all-state honors all three seasons and was the conference player-of-the-year as a junior.

Personal: The son of Alexander and Linda Hamilton... his brother, Victor, was a member of the East Carolina basketball program, while his other brother, Alex Mayse, played at Robert Morris... major is communication studies... born Aug. 11, 1977... native of Forest City, N.C.... Hamilton selected Nebraska over Miami, Fla.

HAMILTON'S 1996-97 GAME-BY-GAME

Opponent	MP	FG-FGA	Pct.	3FG-Att	Pct.	FT-FTA	Pct.	Reb.	PF	A	TO	BS	ST	Pts.
at Texas	25	5-6	.833	0-0	---	4-4	1.000	11	2	1	4	0	0	14
Weber State	18	2-6	.333	0-0	---	4-9	.444	9	2	1	0	5	1	8
Oregon State	15	3-3	1.000	0-0	---	4-6	.667	6	5	1	0	1	1	10
Texas-San Antonio	16	4-9	.444	0-0	---	4-6	.667	11	0	2	2	2	0	12
Coppin State*	32	3-5	.600	0-0	---	0-0	---	12	3	0	4	4	4	6
Bowling Green*	25	7-8	.875	0-0	---	0-0	---	5	4	1	3	1	2	14
at Missouri-Kansas City*	29	7-12	.583	0-0	---	0-0	---	10	4	3	4	6	0	14
Minnesota*	19	0-3	.000	0-0	---	3-6	.500	5	4	1	0	1	2	3
Old Dominion*	26	5-9	.556	0-0	---	4-6	.667	18	4	2	2	0	3	14
Cincinnati*	15	3-4	.750	0-0	---	3-7	.429	3	5	0	0	0	1	9
Bowling Green*	28	3-3	1.000	0-0	---	2-4	.500	6	4	0	5	1	1	8
at Colorado*	36	4-10	.400	0-0	---	2-4	.500	7	5	1	7	2	3	10
Creighton*	23	2-6	.333	0-0	---	4-7	.571	13	4	0	2	1	1	8
Texas A&M*	35	2-3	.667	0-0	---	3-6	.500	5	4	1	4	4	2	7
Kansas State*	33	3-6	.500	0-0	---	4-4	1.000	12	5	1	2	2	1	10
Missouri*	33	6-12	.500	0-0	---	8-10	.800	9	3	2	3	0	3	20
at Missouri*	28	4-6	.667	0-0	---	4-6	.667	5	4	2	1	1	1	12
at Oklahoma*	27	3-3	1.000	0-0	---	0-1	.000	2	5	1	1	1	2	6
Iowa State	19	3-8	.375	0-0	---	0-0	---	8	3	0	1	1	0	6
at Kansas*	32	4-8	.500	0-0	---	4-6	.667	12	5	1	3	3	3	12
Colorado*	29	3-6	.500	0-0	---	2-3	.667	6	4	0	0	1	2	8
at Texas Tech*	28	3-5	.600	0-0	---	2-2	1.000	6	2	0	3	0	2	8
at Kansas State*	26	3-9	.333	0-0	---	7-8	.875	5	5	2	1	0	1	13
at Northern Iowa*	36	6-9	.667	0-0	---	4-5	.800	17	3	2	4	2	2	16
Texas*	31	6-8	.750	0-0	---	8-13	.615	11	2	1	0	0	1	20
at Baylor*	23	4-9	.444	0-0	---	0-0	---	10	4	0	2	2	0	8
at Iowa State*	30	4-7	.571	0-0	---	0-0	---	2	4	2	1	1	0	8
Oklahoma State*	28	3-5	.600	0-0	---	5-9	.556	12	4	1	2	2	0	11
Kansas	30	6-9	.667	0-0	---	1-2	.500	4	2	1	1	2	2	13
Missouri*	33	5-7	.714	0-0	---	3-4	.750	11	5	2	2	4	1	13
Washington*	27	4-4	1.000	0-0	---	5-6	.833	10	4	0	4	4	2	13
Nevada														
Connecticut	17	4-7	.571	0-0	---	2-4	.500	6	4	1	3	2	2	10
Totals	851	124-215	.577	0-0	---	96-148	.649	269	118	33	71	56	46	344

*Starts





5 LARRY FLORENCE

6-5 ♦ 220 ♦ JUNIOR ♦ FORWARD ♦ PHENIX CITY, ALA. (CENTRAL)

1997-98 Outlook: Larry Florence will once again hold down the starting small forward job for Nebraska in 1997-98. Florence started 29 games as a first-year sophomore last season and was


Nebraska's sixth-leading scorer and fifth-leading rebounder. After battling nagging knee injuries all last season, Florence should be much healthier this season. An explosive leaper and tough defender, Florence often shadowed the opposition's top scorer last year.

1996-97 (Sophomore): Florence earned a starting job at the start of the season...was NU's starting small forward for 29 of the 30 games he appeared in last year...finished the season averaging 7.5 points and 3.8 rebounds per game...improved his totals in conference play, averaging 7.9 points and 4.3 rebounds per contest...had 11 double-figure scoring games in his first year as a Husker, including six in conference play...was third on the team in assists with 52 and finished as NU's second-best foul shooter at 71 percent...extremely efficient from the line in Big 12 play, hitting 76 percent of his foul shots...was just outside of the top

COACH NEE ON LARRY FLORENCE

"Larry Florence has worked as hard as anyone on our team this summer. He has worked hard on his outside jump shot and he is finally healthy. If we can keep him healthy he will be very explosive taking the ball to the basket and will help us on the boards."

10 in the league in foul shooting in conference games...opened his sophomore season with 10 points in 24 minutes against Texas in Austin, dropped in 16 points against Weber State and recorded a career-high 17 points in game five against Coppin State...reached double figures two other times in non-conference play with 10 points at UMKC and 10 against No. 6 Cincinnati in Puerto Rico...had a stretch of four consecutive double-figure scoring games early in the Big 12 season...had possibly his most complete game as a Husker against Texas A&M, with 16 points and eight rebounds...added 12 points against Kansas State and Missouri in Lincoln and had 11 against the Tigers in Columbia...Florence recorded his only double-double of the season, with 14 points and a career-high 11 rebounds against No. 15 Colorado in Lincoln...also had a strong outing against Texas in Lincoln with 13 points, 11 of which came before



Forward Larry Florence started 29 games in his first season with Nebraska. Florence finished the season averaging 7.5 points and 3.8 rebounds per game.

halftime...Florence dished out a career-high five assists in Nebraska's come-from-behind win over Oklahoma State in Lincoln...averaged 5.0 points per contest in Nebraska's three NIT contests and recorded a career-high three steals at Connecticut...Florence was often used as the Huskers' defensive stopper...in two meetings with Texas, Florence limited the Longhorn All-Big 12 guard Reggie Freeman to just 5-30 shooting...after missing NU's first game with Iowa State because of injury, Florence was assigned to Cyclone

FLORENCE'S CAREER STATISTICS

Year	G-GS	FG-FGA	Pct.	3FG-3FGA	Pct.	FT-FTA	Pct.	Reb.-Avg.	TP-Avg.	MP	A	BS	S
1996-97	30-29	92-240	.383	1-7	.143	41-58	.707	113-3.8	226-7.5	679	52	14	19
Big 12	15-15	45-121	.372	0-3	---	29-38	.763	65-4.3	119-7.9	345	24	9	5

FLORENCE'S CAREER HIGHS

Points	Rebounds	Blocked Shots	Assists	Steals
17, Coppin State, 12-6-96	11, Colorado, 2-5-97	2, at Missouri, 1-22-97; Texas, 2-16-97	5, Oklahoma State, 2-26-97	2, at Connecticut, 3-21-97




forward Kenny Pratt in Ames...Florence limited Pratt to six points, 16 fewer than he scored in the first meeting in Lincoln...the defensive effort helped Nebraska upset the seventh-ranked Cyclones in overtime...also limited Creighton's Rodney Buford, an 18-point per game scorer, to 5-19 field goal shooting in Nebraska's victory.

Larry Florence had 11 double-figure scoring games in his first year as a Husker in 1996-97. He recorded a double-double in Nebraska's victory over 15th-ranked Colorado in Lincoln.

1995-96: Florence sat out the season and attended classes at Nebraska.

High School: Florence earned Alabama all-state honors at Phenix City High School where he averaged 19.2 points and 13.2 rebounds in his senior season of high school basketball...Florence helped lead Phenix Central to the state finals and was also named to the all-Southwest Region squad...a talented athlete, Florence also lettered two seasons in football.

Personal: Larry is the son of Bessie Florence and has three sisters, Harveta, 26, Thertia, 25 and Shallia, 18...Florence is a family science major and was born on Sept. 29, 1975.




An excellent defender, Florence was often assigned to the opponents' top scorer last season.

FLORENCE'S 1996-97 GAME-BY-GAME

Opponent	MP	FG-FGA	Pct.	3FG-Att	Pct.	FT-FTA	Pct.	Reb.	PF	A	TO	BS	ST	Pts.
at Texas*	24	4-7	.571	0-0	---	2-2	1.000	3	5	2	1	0	1	10
Weber State*	26	6-12	.500	1-1	1.000	3-4	.750	6	3	1	3	0	2	16
Oregon State														
Texas-San Antonio*	11	1-3	.333	0-0	---	0-0	---	1	1	4	1	1	0	2
Coppin State*	25	8-12	.667	0-0	---	1-2	.500	6	2	3	6	1	0	17
Bowling Green*	19	0-5	.000	0-0	---	1-2	.500	4	0	3	6	0	1	1
at Missouri-Kansas City*	26	5-12	.417	0-0	---	0-0	---	4	3	3	3	0	0	10
Minnesota*	24	4-9	.444	0-1	.000	0-1	.000	3	4	0	0	0	0	8
Old Dominion*	21	2-7	.286	0-1	.000	0-0	---	1	0	0	0	0	0	4
Cincinnati*	31	5-13	.385	0-1	.000	0-0	---	5	3	1	4	0	1	10
Bowling Green*	26	3-8	.375	0-0	---	0-0	---	2	3	2	4	0	0	6
at Colorado*	25	4-10	.400	0-0	---	0-0	---	4	3	2	2	0	0	8
Creighton*	17	1-5	.200	0-0	---	0-0	---	1	1	3	1	1	1	2
Texas A&M*	26	5-12	.417	0-1	.000	6-7	.857	8	4	0	3	0	0	16
Kansas State*	26	4-10	.400	0-1	.000	4-6	.667	7	5	1	3	2	1	11
Missouri*	20	3-11	.273	0-0	---	6-6	1.000	3	2	4	4	1	1	12
at Missouri*	30	5-8	.625	0-0	---	1-1	1.000	3	5	1	3	2	1	11
at Oklahoma*	27	1-8	.125	0-0	---	0-0	---	4	5	2	3	1	0	2
Iowa State														
at Kansas*	29	4-8	.500	0-0	---	1-4	.250	3	4	3	3	0	0	9
Colorado*	32	6-16	.375	0-1	.000	2-2	1.000	11	2	3	0	1	0	14
at Texas Tech*	13	0-1	.000	0-0	---	0-0	---	0	5	0	3	0	0	0
at Kansas State*	6	0-0	---	0-0	---	0-0	---	2	1	0	4	0	0	0
at Northern Iowa*	29	3-10	.300	0-0	---	0-2	.000	5	2	4	6	0	2	6
Texas*	26	6-11	.545	0-0	---	1-2	.500	6	0	1	0	2	2	13
at Baylor*	23	1-7	.143	0-0	---	3-4	.750	3	3	0	3	0	0	5
at Iowa State*	27	3-8	.375	0-0	---	0-0	---	5	1	2	3	1	0	6
Oklahoma State*	19	2-7	.286	0-0	---	4-4	1.000	4	2	5	1	0	0	8
Kansas*	15	1-4	.250	0-0	---	1-2	.500	2	0	0	1	0	0	3
Missouri														
Washington	11	2-4	.500	0-0	---	2-3	.667	0	1	0	2	0	2	6
Nevada*	19	2-4	.500	0-0	---	3-4	.750	4	4	1	4	2	1	7
Connecticut*	25	1-8	.125	0-0	---	0-0	---	3	2	1	2	0	3	2
Totals	679	92-240	.383	1-7	.143	41-58	.707	113	76	52	78	14	19	226

*-Starts





44 ANDY MARKOWSKI

6-8 ♦ 215 ♦ JUNIOR ♦ FORWARD ♦ ORD, NEB. (ORD)


1997-98 Outlook: After two seasons as a valuable reserve, junior forward Andy Markowski is the projected starting power forward for the 1997-98 season.

Markowski was one of Nebraska's top reserves as a sophomore, averaging 18 minutes per game off the Husker bench. An extremely hard worker, Markowski should be one of Nebraska's top rebounders and is a solid defender. Nee compares him to former Husker Bruce Chubick, a member of four Nebraska NCAA Tournament teams from 1991-94. Markowski underwent arthroscopic surgery on his left knee in mid-September, but will be 100 percent by the start of the season. An excellent student, Markowski was a first-team Academic All-Big 12 selection as a sophomore.

1996-97 (Sophomore): Markowski averaged 4.2 points and 3.9 rebounds per game in 31 appearances off the Nebraska bench...he finished as Nebraska's fourth-leading rebounder...missed the first two games of the season because of arthroscopic surgery on his right knee, but was back on the court

COACH NEE ON ANDY MARKOWSKI

"Andy Markowski is a worker, a banger. He is an excellent rebounder and a good passer. He is an intelligent player and he knows how to help you win. He complements Venson Hamilton very well on our frontcourt."



Andy Markowski is Nebraska's projected starter at power forward. Last season as a sophomore, Markowski played in 31 games, averaging 4.2 points per game and was NU's fourth-leading rebounder at 3.9 per contest.

just 17 days after the procedure...Markowski scored a career-high nine points in back-to-back games against Cincinnati and Bowling Green in the Puerto Rico Holiday Classic...also had eight points twice last season, against Colorado and Iowa State in Lincoln... had five, seven-point games last season, including three in conference play...Markowski twice grabbed a career-high nine rebounds against Creighton, and in NU's second meeting with Colorado...had seven boards in Nebraska's NIT victory at Nevada and grabbed six rebounds in five games last season...played a career-high 25 minutes three times as a sophomore, including against top-ranked Kansas in Lincoln...averaged 23 minutes per game in a five-game stretch at midseason...greatly improved his field goal shooting from his

freshman year, knocking down 45 percent from the floor, after hitting just more than 30 percent of his attempts in 1995-96...in conference play, Markowski shot an even 50 percent from the floor...Markowski had one of his most complete games in a Husker uniform at UMKC, with seven points, six boards, a career-high three steals and a career-best two blocked shots...matched his career high in blocks against Missouri and also had three thefts against Texas A&M and at Kansas State...matched his career high of two assists three times...for

MARKOWSKI'S CAREER STATISTICS

Year	G-GS	FG-FGA	Pct.	3FG-3FGA	Pct.	FT-FTA	Pct.	Reb.-Avg.	TP-Avg.	MP	A	BS	S
1995-96	28-0	16-51	.314	0-1	.000	17-27	.630	52-1.9	49-1.8	206	5	4	6
Big 8	14-0	7-26	.269	0-0	---	9-14	.643	24-1.7	23-1.6	107	1	2	1
1996-97	31-1	54-119	.454	0-0	---	23-50	.460	120-3.9	131-4.2	557	18	7	23
Big 12	16-0	29-58	.500	0-0	---	9-21	.429	58-3.6	67-4.2	274	7	3	13
Career	59-1	70-170	.412	0-1	.000	40-77	.519	172-2.9	180-3.1	763	23	11	29
Conference	30-0	36-84	.429	0-0	---	18-35	.514	82-2.7	90-3.0	381	8	5	14

MARKOWSKI'S CAREER HIGHS

Points 9, Cincinnati 12-31-96, Bowling Green 1-1-97	Rebounds 9, Creighton 1-8-97, Colorado 2-5-97	Blocked Shots 2, three times	Assists 2, four times	Steals 3, four times
--	--	--	---------------------------------	--------------------------------



the second consecutive summer, Markowski played on a People-to-People Sports All-Star Team which toured Spain in 1997.

1995-96 (Freshman): Markowski played in 28 games, and averaged 1.8 points and 1.9 rebounds for the Huskers...scored a season-high eight points and grabbed four rebounds in a season-high 15 minutes against Missouri-Kansas City...Markowski played double-figure minutes seven times...he shot 63 percent (17-27) from the free throw line, but hit just 31 percent (16-51) from the floor...scored four points and grabbed four rebounds in

Andy Markowski was a first-team Academic All-Big 12 selection as a sophomore last season. In his freshman season, the Ord native was selected to the Big Eight Academic Honor Roll.

NU's Ameritas Classic championship victory over Grambling State...had a season-high five rebounds in the Huskers' 69-68 win over Long Beach State...pulled down four rebounds against Grambling State, Creighton, UMKC and Missouri...missed five games after breaking his hand against Northern Iowa and continued to play with a cast until the Feb. 25 Oklahoma game, his first without the brace...finished the season with four blocked shots, five assists and six steals...played on the People-to-People Sports All-Star Team last summer, a squad which toured Europe...Markowski averaged 6.6 points and 4.5 rebounds per contest on the 10-game trip.

1994-95: Redshirted. One of two Nebraska preps in the Huskers' fall 1993 recruiting class, Markowski had an outstanding fall in the weight room...in the Huskers' five-week fall strength and conditioning program, he increased his squat from

246 to 277 pounds, his hang clean from 147 to 217 and his vertical jump from 29.5 to 30 inches to earn a Performance Award from the Husker Performance Team.


High School: Ord High School, Ord, Neb....a first-team all-state selection by both the Omaha World-Herald and the Lincoln Journal Star...he averaged 23.2 points, 16.6 rebounds and 6.2 blocked shots as a senior for a 16-7 Ord team, despite playing most of the season with a stress fracture in his foot...he hit 55.1 percent from the field, 66.1 percent from the free throw line and 35.6 percent from 3-point range in final prep season...scored 1,189 points in three-year high school career, grabbed 854 rebounds and blocked 346 shots...recorded nine career triple-doubles and holds eight Ord records...posted career highs of 34 points, 27 rebounds and 13 blocked shots as a prep...selected to play in the 1994 Nebraska Coaches All-Star Game, the USA All-Star Classic in Kansas City, Mo., and the Nebraska-South Dakota All-Star Game...averaged 20 points, 15.1 rebounds and 7.1 blocked shots as a junior en route to Class B all-state honors...played on the 1993 Valentino's Nebraska All-Star team which finished second at the Las Vegas Invitational...a three-year letterwinner for Coach Lon Bartholomew, he also lettered three times in football, and twice in both track and golf.

Personal: Son of Paul and Barb Markowski, Andy has two sisters...a two-time academic all-state honoree, Markowski was a National Honor Society member and graduated with a 4.0 grade point average...born Nov. 9, 1975...Markowski was a first-team Academic All-Big 12 selection as a sophomore...earned Phillips 66 Academic All-Big Eight Honor Roll mention as a freshman and carries a 3.474 GPA in education...Markowski was a volunteer at the 1997 Nebraska "School is Cool" Jam.

MARKOWSKI'S 1996-97 GAME-BY-GAME

Opponent	MP	FG-FGA	Pct.	3FG-Att	Pct.	FT-FTA	Pct.	Reb.	PF	A	TO	BS	ST	Pts.
at Texas														
Weber State														
Oregon State	14	2-3	.667	0-0	---	1-2	.500	1	2	0	1	0	0	5
Texas-San Antonio	19	0-1	.000	0-0	---	0-1	.000	6	2	1	1	0	0	0
Coppin State	16	3-7	.429	0-0	---	1-2	.500	5	5	2	1	0	1	7
Bowling Green	16	0-3	.000	0-0	---	0-0	---	3	2	1	1	0	0	0
at Missouri-Kansas City	15	3-6	.500	0-0	---	1-2	.500	6	1	1	2	2	3	7
Minnesota	16	0-1	.000	0-0	---	1-2	.500	6	3	0	2	0	1	1
Old Dominion	20	2-4	.500	0-0	---	0-1	.000	2	3	0	0	0	2	4
Cincinnati	25	4-5	.800	0-0	---	1-1	1.000	1	2	1	3	0	0	9
Bowling Green	24	4-7	.571	0-0	---	1-2	.500	3	1	1	1	2	0	9
at Colorado	25	2-10	.200	0-0	---	2-2	1.000	6	4	1	1	0	0	6
Creighton	21	2-5	.400	0-0	---	3-5	.600	9	3	1	1	0	0	7
Texas A&M	12	1-5	.200	0-0	---	1-1	1.000	2	2	0	1	1	3	3
Kansas State	20	1-3	.333	0-0	---	2-5	.400	2	4	0	0	0	1	4
Missouri	13	1-1	1.000	0-0	---	0-0	---	4	0	0	1	2	0	2
at Missouri	10	2-2	1.000	0-0	---	0-0	---	0	4	0	0	0	1	4
at Oklahoma	15	0-1	.000	0-0	---	0-0	---	5	3	1	1	0	1	0
Iowa State	16	4-4	1.000	0-0	---	0-0	---	4	4	0	1	0	0	8
at Kansas	16	2-6	.333	0-0	---	0-2	.000	5	4	0	2	0	2	4
Colorado	20	4-8	.500	0-0	---	0-0	---	9	2	1	2	0	0	8
at Texas Tech	22	3-4	.750	0-0	---	1-3	.333	4	4	0	1	0	0	7
at Kansas State	23	2-3	.667	0-0	---	1-2	.500	5	5	1	0	0	3	5
at Northern Iowa	19	2-3	.667	0-0	---	3-7	.429	6	2	1	1	0	1	7
Texas	11	2-3	.667	0-0	---	1-4	.250	3	2	2	2	0	0	5
at Baylor	17	1-2	.500	0-0	---	0-0	---	5	2	1	1	0	0	2
at Iowa State	13	1-2	.500	0-0	---	0-0	---	1	5	0	4	0	0	2
Oklahoma State	16	1-2	.500	0-0	---	0-0	---	1	2	0	1	0	0	2
Kansas	25	2-2	1.000	0-0	---	1-2	.500	2	4	0	1	0	2	5
Missouri	19	0-1	.000	0-0	---	1-2	.500	2	4	0	0	0	0	1
Washington*	22	1-8	.125	0-0	---	1-2	.500	3	3	0	1	0	1	3
Nevada	23	2-4	.500	0-0	---	0-0	---	7	3	0	1	0	0	4
Connecticut	13	0-3	.000	0-0	---	0-0	---	2	3	2	1	0	1	0
Totals	557	54-119	.454	0-0	---	23-50	.460	120	90	18	36	7	23	131





34 TROY PIATKOWSKI

6-5 ♦ 195 ♦ JUNIOR ♦ GUARD/FORWARD ♦ RAPID CITY, S.D. (STEVENS)

1997-98 Outlook: Troy Piatkowski (Pie-it-COW-ski) will be counted on for valuable minutes off the Husker bench this season. A good three-point shooter, Piatkowski will be called on for


backup duty at both the shooting guard and small forward positions. Piatkowski was a key reserve for the Huskers last season, appearing in 22 games as a first-year sophomore. Piatkowski has an excellent outside shooting touch and Nee said he will again be called on to loosen up opposing defenses with shooting. Troy is the brother of former Husker great Eric Piatkowski, the school's second-leading scorer and current member of the NBA's Los Angeles Clippers.

1996-97 (Sophomore): Piatkowski finished the season averaging 2.3 points and 1.3 rebounds per game...played in 22 games and averaged 12 minutes an appearance...the first-year sophomore played well near the end of the season, scoring a career-high 11 points against Oklahoma State and earning a start against Missouri in the Big 12 Tournament...knocked down 4-6 field

COACH NEE ON TROY PIATKOWSKI

"Troy Piatkowski has excellent three-point shooting ability. He needs to become a more consistent threat than he was last season. We will be counting on him to come off the bench and knock down some outside jumpers."

goals against Oklahoma State, including 3-4 from behind the three-point arc, to help NU overcome a 10-point halftime deficit and post a 77-68 victory...also notched a career-high three assists in the win over OSU and matched that total against Washington in Nebraska's first round NIT victory...scored five points in his only start against Missouri in Kansas City and also had five in NU's loss at Kansas State...set a career rebounding high of four twice last season, against Texas in the season opener and also against Coppin State...had a season-high two steals against Weber State...Piatkowski played a season-high 22 minutes in the regular season finale against top-ranked Kansas in Lincoln...Piatkowski averaged 14 minutes per game in the season's first five games and nearly 15 minutes a contest in the last six games of the season...played 10 or more minutes in 12 games last season, with 15 or more nine times in 1996-97...was one of



Troy Piatkowski will be called on for valuable reserve duty in 1997-98. The left-hander finished his first season in a Husker uniform averaging 2.3 points and 1.3 rebounds per contest.

Nebraska's top foul shooters, hitting 64 percent from the line.

1995-96: Piatkowski sat out the season and attended classes at Nebraska.

High School: Piatkowski averaged 19.5 points and 11 rebounds per contest for Rapid City Stevens High School his senior

PIATKOWSKI'S CAREER STATISTICS

Year	G-GS	FG-FGA	Pct.	3FG-3FGA	Pct.	FT-FTA	Pct.	Reb.-Avg.	TP-Avg.	MP	A	BS	S
1996-97	22-1	18-60	.300	6-27	.222	9-14	.643	29-1.3	51-2.3	257	17	5	6
Big 12	8-0	9-20	.450	4-10	.400	2-4	.500	6-0.8	24-3.0	91	5	0	2

PIATKOWSKI'S CAREER HIGHS

Points 11, Oklahoma State, 2-26-97	Rebounds 4, at Texas, 11-23-96; Coppin State, 12-6-96	Assists 3, Oklahoma State, 2-26-97; Washington, 3-12-97	Steals 2, Weber State, 11-26-96
--	--	--	---

year...He led Stevens to three straight state tournament appearances, including a runner-up finish in his senior season...for his efforts, Piatkowski was a two-time all-state selection for Stevens High...Piatkowski also lettered three times in tennis, twice in cross country and twice in baseball, earning player-of-the-year honors on the diamond his senior season...Troy selected Nebraska over Oregon, Illinois State, Pepperdine and Gonzaga.



Piatkowski scored a career-high 11 points and had a career-best three assists in 19 minutes against Oklahoma State.

Troy Piatkowski's brother Eric and father, Walt both have professional basketball experience. Eric, the second-leading scorer in Nebraska history is with the Los Angeles Clippers, while Walt played for Denver, Florida and Kentucky in the ABA from 1968-72.


Personal: The son of Walt and Lynne Piatkowski, Troy has three brothers, Dave, 29, Eric, 26 and Sean, 23...in addition to Eric, Troy's father, Walt also played professional basketball...Walt starred at Bowling Green before playing in the American Basketball Association...brother Dave played basketball at Hastings (Neb.) College...Troy is a family science major and was born on Dec. 9, 1976.

PIATKOWSKI'S 1996-97 GAME-BY-GAME

Opponent	MP	FG-FGA	Pct.	3FG-Att	Pct.	FT-FTA	Pct.	Reb.	PF	A	TO	BS	ST	Pts.
at Texas	17	0-4	.000	0-1	.000	0-0	---	4	1	0	0	1	0	0
Weber State	14	0-5	.000	0-2	.000	0-0	---	3	1	1	0	1	2	0
Oregon State	8	1-3	.333	0-1	.000	1-2	.500	0	0	0	0	0	0	3
Texas-San Antonio	13	1-2	.500	0-1	.000	0-0	---	1	0	1	1	0	0	2
Coppin State	18	1-2	.500	0-1	.000	0-0	---	4	3	2	2	1	0	2
Bowling Green	7	1-2	.500	0-0	---	0-0	---	2	0	0	1	0	1	2
at Missouri-Kansas City	3	0-1	.000	0-1	.000	1-2	.500	1	0	0	1	1	0	1
Minnesota														
Old Dominion														
Cincinnati	5	0-2	.000	0-1	.000	1-2	.500	0	2	0	1	0	0	1
Bowling Green	17	0-5	.000	0-3	.000	2-2	1.000	2	0	1	0	0	0	2
at Colorado	4	0-0	---	0-0	---	0-0	---	0	0	0	0	0	0	0
Creighton	15	1-4	.250	1-1	1.000	0-0	---	2	1	2	0	1	1	3
Texas A&M	6	0-0	---	0-0	---	0-0	---	1	0	0	0	0	0	0
Kansas State														
Missouri	3	0-0	---	0-0	---	0-0	---	0	0	0	0	0	0	0
at Missouri														
at Oklahoma														
Iowa State														
at Kansas														
Colorado														
at Texas Tech	14	0-0	---	0-0	---	0-0	---	2	1	0	0	0	0	0
at Kansas State	15	2-6	.333	1-3	.333	0-0	---	2	1	0	1	0	0	5
at Northern Iowa														
Texas	7	1-3	.333	0-0	---	2-4	.500	0	2	0	1	0	0	4
at Baylor														
at Iowa State														
Oklahoma State	19	4-6	.667	3-4	.750	0-0	---	0	0	3	1	0	1	11
Kansas	22	2-5	.400	0-3	.000	0-0	---	1	3	2	0	0	1	4
Missouri*	16	2-2	1.000	1-1	1.000	0-0	---	0	2	0	0	0	0	5
Washington	16	2-5	.400	0-3	.000	0-0	---	2	0	3	0	0	0	4
Nevada	8	0-2	.000	0-1	.000	2-2	1.000	0	0	2	0	0	0	2
Connecticut	8	0-1	.000	0-0	---	0-0	---	2	1	0	0	0	0	0
Totals	257	18-60	.300	6-27	.222	9-14	.643	29	18	17	9	5	6	51

*-Starts





30 COOKIE BELCHER

6-3 ♦ 205 ♦ SOPHOMORE ♦ GUARD ♦ MEXICO, MO. (MEXICO)

1997-98 Outlook: After one of the best freshman seasons in Nebraska history, Cookie Belcher returns to hold down the Huskers' shooting guard position. Belcher was the runner-up for Big 12


Rookie-of-the-Year honors last season and was named to the league's all-rookie team. He was the only Husker to start all 33 games and finished as NU's fifth-leading scorer. An excellent defender, Belcher shattered the frosh steals record and nearly broke the school single season record. Nee said Belcher and small forward Larry Florence give Nebraska two very athletic, physical defenders at the wing positions. A very quick player, Belcher is tied for the Husker record in the 10-yard dash (1.52) and owns the team record for 10-yard dash points (656) and 40-yard dash time (4.59).

1996-97 (Freshman): Belcher earned a starting job from the start of the season and turned in one of the best freshman seasons in Nebraska history...the only Husker to start all 33 games last season, he finished the season fifth on the team in scoring at 9.2

COACH NEE ON COOKIE BELCHER

"Cookie Belcher had one of the best freshmen years of anyone I've coached. He gives us a very physical presence on the wing and is an excellent defender. He has an excellent knack for stealing the basketball."

points per game and was also fifth in rebounding at 3.8 caroms per game...Belcher's 305 points last season was the fourth-highest ever by a Husker freshman, trailing only Dave Hoppen, Eric Piatkowski and Jerry Fort...those three players went on to become the top three career scorers in Husker history...Belcher also led the Huskers in steals with a Nebraska freshman record 87, shattering the previous record of 50 set by Tyronn Lue in 1995-96...his 87 steals were two short of the NU single-season record of 89, set by Erick Strickland...his 2.6 steals per game also led the Big 12...Belcher was the only newcomer to lead the conference in any category last season...he was Nebraska's top three-point marksman, knocking down nearly 40 percent of his long-range attempts and was second in threes made with 30...possibly the Huskers' most versatile player, Belcher was also second on the team in assists with 68 and third in blocked shots at



Cookie Belcher scored 305 points last season, the fourth-highest total by a Nebraska freshman.

20...Belcher served notice of his ability from the start of the season, leading Nebraska in scoring in two exhibition victories with 19 points per contest...averaged 10.0 points per game in NU's first four contests, then exploded in Ameritas Classic...was named to the all-tournament team after scoring 39 points in two games, including a career-high 22 against Coppin State...added 17 against Bowling Green in championship game and also reached 15 points against Creighton...scored in double figures 12 times as a freshman...grabbed eight rebounds in the opener at Texas and tied that total later in the season at Kansas State...had seven rebounds at Colorado and reached six boards four times...handed

BELCHER'S CAREER STATISTICS

Year	G-GS	FG-FGA	Pct.	3FG-3FGA	Pct.	FT-FTA	Pct.	Reb.-Avg.	TP-Avg.	MP	A	BS	S
1996-97	33-33	117-256	.457	30-76	.395	41-83	.494	126-3.8	305-9.2	999	68	20	87
Big 12	16-16	51-117	.436	17-39	.359	15-29	.517	59-3.7	131-8.2	469	34	10	41

BELCHER'S CAREER HIGHS

Points 22, Coppin State, 12-6-96	Rebounds 8, at Texas, 11-23-96; at Kansas State, 2-10-97	Blocked Shots 4, Oregon State, 11-30-96	Assists 5, at Colorado, 1-4-97	Steals 6, Bowling Green, 12-7-96
--	---	---	--	--

out a season-high five assists at Colorado on Jan. 4 and had four assists in four games last season...had a Nebraska season-high six steals against Bowling Green in the Ameritas Classic...had five steals against Creighton and in back-to-back February games against Colorado and Texas Tech...Belcher's

BELCHER ON NU CHARTS

Husker Freshman Scoring

Rank, Player, Year	Points
1. Dave Hoppen, 1983	445
2. Jerry Fort, 1973	376
3. Eric Piatkowski, 1991	372
4. Cookie Belcher, 1997	305
5. Tyronn Lue, 1996	296


Season Steals

Rank, Player, Year	Steals
1. Erick Strickland, 1995	89
2. Cookie Belcher, 1997	87
3. Eric Johnson, 1989	68
4. Brian Carr, 1987	67
5. Clifford Scales, 1991	64

20 blocked shots is one of the top totals ever for a Husker guard...his four blocks against Oregon State are the most by an NU guard since blocked shots were kept as an official statistic in the 1977-78 season...Belcher played on a People-to-People Sports All-Star Team that toured Italy for two months this summer.

High School: Belcher averaged 24.2 points and 8.3 rebounds as a senior at Mexico High School...A three-time Missouri Class 3A (third-largest class) all-state selection, Belcher earned first-team honors as a junior and senior...he led Mexico to the state finals in each of his last three seasons, winning the state title as a junior...Belcher signed with the Huskers in the early-signing period and selected Nebraska over Missouri.

Personal: The son of Lori Ingram, Segado "Cookie" Belcher is an undeclared major...He has two brothers Marcus, 17 and Ryan, 13 and three sisters, Danielle, 4 and Kaitlin and Kelli, 2...Belcher is a distant cousin of fellow NU guard Tyronn Lue, who also hails from Mexico, Mo...Lue, however attended Raytown High School...over spring break last year Lue and Belcher spoke to their elementary school in Mexico...Belcher was born June 25, 1978.




Belcher established a new Husker freshman steals record with 87 last season. His 2.6 steals per game led the Big 12 Conference.

BELCHER'S 1996-97 GAME-BY-GAME

Opponent	MP	FG-FGA	Pct.	3FG-Att	Pct.	FT-FTA	Pct.	Reb.	PF	A	TO	BS	ST	Pts.
at Texas*	34	2-4	.500	1-1	1.000	4-7	.571	8	5	0	6	0	0	9
Weber State*	28	5-11	.455	2-2	1.000	2-3	.667	6	1	2	1	1	3	14
Oregon State*	32	3-7	.429	0-0	---	2-4	.500	4	3	3	2	4	2	8
Texas-San Antonio*	30	4-5	.800	0-0	---	1-3	.333	4	3	0	1	0	2	9
Coppin State*	30	9-14	.643	1-1	1.000	3-5	.600	6	3	4	3	0	1	22
Bowling Green*	34	7-13	.538	1-2	.500	2-6	.333	4	4	2	4	1	6	17
at Missouri-Kansas City*	32	3-7	.429	0-2	.000	0-3	.000	6	2	3	2	1	3	6
Minnesota*	35	3-9	.333	2-4	.500	5-10	.500	1	3	1	2	0	2	13
Old Dominion*	27	2-15	.133	2-10	.200	2-6	.333	3	3	0	2	0	4	8
Cincinnati*	33	3-9	.333	0-2	.000	0-0	---	3	4	4	4	0	1	6
Bowling Green*	33	5-7	.714	1-2	.500	1-1	1.000	2	3	4	2	1	3	12
at Colorado*	30	4-9	.444	2-4	.500	1-2	.500	7	4	5	1	2	5	11
Creighton*	33	6-12	.500	3-4	.750	0-0	---	6	3	4	5	0	4	15
Texas A&M*	30	4-10	.400	1-3	.333	0-1	.000	5	4	3	1	0	2	9
Kansas State*	31	4-9	.444	0-1	.000	2-6	.333	3	2	2	1	1	4	10
Missouri*	24	2-4	.500	0-1	.000	1-1	1.000	5	4	1	2	0	4	5
at Missouri*	31	4-8	.500	2-5	.400	2-5	.400	4	3	1	1	0	2	12
at Oklahoma*	30	2-7	.286	0-1	.000	2-2	1.000	3	4	2	2	0	1	6
Iowa State*	30	5-11	.455	1-2	.500	1-3	.333	4	2	3	1	1	0	12
at Kansas*	35	3-4	.750	1-2	.500	0-0	---	3	4	2	2	0	3	7
Colorado*	16	2-5	.400	0-0	---	0-0	---	1	2	2	0	0	5	4
at Texas Tech*	27	5-8	.625	1-1	1.000	2-2	1.000	1	3	2	1	1	5	13
at Kansas State*	36	0-6	.000	0-3	.000	0-0	---	8	4	2	4	0	4	0
at Northern Iowa*	30	3-5	.600	0-0	---	2-3	.667	3	3	1	1	1	2	8
Texas*	30	1-5	.200	1-2	.500	1-2	.500	3	2	2	2	0	1	4
at Baylor*	35	5-9	.556	2-4	.500	2-2	1.000	2	2	1	1	1	0	14
at Iowa State*	38	3-7	.429	0-2	.000	0-0	---	4	2	2	1	1	3	6
Oklahoma State*	25	4-8	.500	1-4	.250	0-0	---	4	1	2	0	1	2	9
Kansas*	23	3-7	.429	2-4	.500	1-3	.333	2	5	2	3	2	0	9
Missouri*	34	2-7	.286	1-2	.500	2-3	.667	4	5	3	4	0	3	7
Washington*	29	4-5	.800	1-2	.500	0-0	---	4	4	0	3	1	6	9
Nevada*	25	1-2	.500	0-0	---	0-0	---	1	4	1	2	0	2	2
Connecticut*	31	4-7	.571	1-3	.333	0-0	---	2	5	2	3	0	2	9
Totals	999	117-256	.457	30-76	.395	41-83	.494	126	106	68	70	20	87	305

*-Starts





3 CARY COCHRAN

6-2 ♦ 180 ♦ FRESHMAN ♦ GUARD ♦ MINDEN, IOWA (NEOLA-TRI CENTER)

1997-98 Outlook: The all-time leading scorer in Iowa prep history, Cary Cochran (pronounced co-HORN) will be counted on for perimeter shooting off the Husker bench. Cochran had surgery in

September to reattach a ligament to his right ankle and remove bone spurs, but should be ready for action in December.


High School (Neola Tri-Center, Minden Iowa): Cochran finished his high school career at Neola Tri-Center as the all-time leading scorer in Iowa prep history, pouring in 2,650 points in his four-year career...1996-97 season marked the third straight year Cochran was a first-team Class 2A all-state selection by the *Des Moines Register*...among his other honors, Cochran was the Council Bluffs *Daily Nonpartiel* Player-of-the-Year as a senior and was an honorable-mention All-American, according to *USA Today*...was a three-time all-Southwest Iowa selection by the *Omaha World-Herald* and was the captain of the team as a senior...he was also the runner-up for Iowa Mr. Basketball honors as a senior...averaged more than 23 points per game in each of his four high school seasons, including 33.0 as a senior...Cochran scored a career-high 59 points against Elk Horn-Kimballton last season...he had 40 or

more points 11 times in his career and reached double figures in 92 of 93 prep games...averaged 6.6 rebounds and 8.0 assists per game as a senior and 4.8 rebounds and 7.6 assists per game for his career...Cochran connected on 41.4 percent of his three-point attempts in his career, with a total of 352 career three-pointers...a tremendous foul shooter, Cochran made 93 percent of his free throws as a senior and 87 percent in his career...Tri Center, coached by Cary's father, Carl, posted a 76-17 record during Cochran's high school career and reached the state tournament in 1995 and 1997...Cochran also lettered three times each in football and track at Tri-Center...he and fellow Husker freshman Brant Harriman are the first Iowa prep products to sign with Nebraska in more than 30 years.

Personal: The son of Carl and Cindy Cochran, Cary was a National Honor Society member in high school with better than a 3.5 grade point average...Cochran is an undeclared major and was born on July 17, 1978.

COACH NEE ON CARY COCHRAN

"Cary Cochran is a prolific scorer. He is going to be our designated three-point shooter. He should complement Tyronn Lue very well when they are on the floor together."



52 BRANT HARRIMAN

6-10 ♦ 250 ♦ FRESHMAN ♦ CENTER ♦ MASON CITY, IOWA

1997-98 Outlook: One of two Husker freshmen from the state of Iowa, Brant Harriman will be counted on for frontline depth this season. According to Nee, Harriman has a nice shooting touch

for a big man and should give the Huskers a strong rebounder off the bench. This summer, Harriman had a pin inserted in the ring finger of his left hand to repair a fracture, but has fully recovered.


High School (Mason City High): Harriman was the starting center for Mason City, who won consecutive Iowa Class 4-A (largest class) titles in his junior and senior seasons...Harriman averaged 17 points and 11 rebounds per game in his senior season...connected on nearly 80 percent of his field goal attempts for Mason City and coach Bob Horner...capped his high school career with 16 points and 14 rebounds against Sioux City West in the state championship game victory...for his efforts Harriman was named first-team Class 4A all-state by the *Des Moines Register* in each of his last two seasons at Mason City...as a junior Harriman averaged 16.4 points and 10.4 rebounds per contest and shot 70 percent from the floor...averaged 17.3 points, 15.7 rebounds and five blocked shots per game in the 1996 state

tournament as a junior...Mason City was undefeated in 1997 and Harriman finished his career on a 35-game winning streak...Mohawks' two state championships were their first in 53 seasons...was one of three Mason City High products to sign letters-of-intent with Division I schools...Harriman and fellow Husker freshman, Cary Cochran, are the first Iowa high school players to sign with Nebraska in more than 30 years...Harriman was the only member of Nebraska's five-man freshman class to sign during the early period in November of 1996...one of the earliest commitments in NU history, Harriman gave the Huskers an oral commitment in April of 1996, just after his junior season.

Personal: The son of Glenn and Debra Harriman, Brant is majoring in political science...was an honor roll student at Mason City and active in the drama club...born on Nov. 21, 1978...has a younger sister, Brooke, 16.

COACH NEE ON BRANT HARRIMAN

"Brant Harriman has a great upside. He has excellent hands and a nice shooting touch for a big man. Once he learns how to run the floor a little better he should be a force."



15 CHAD JOHNSON

6-6 ♦ 220 ♦ FRESHMAN ♦ FORWARD ♦ TALLAHASSEE, FLA. (FLORIDA A&M D.R.S.)

1997-98 Outlook: One of five incoming freshman, Chad Johnson will be called on to provide depth in Nebraska's frontcourt. Nee said Johnson is an excellent leaper and extremely athletic player. Johnson

is the son of Clemon Johnson, who played 10 seasons in the NBA and was a member of the Philadelphia 76ers 1983 NBA Championship team.


High School (Florida A&M University Developmental Research School, Tallahassee, Fla.): Johnson was a standout for Coach Ron Lang at Florida A&M D.R.S. in Tallahassee...A&M was one of the most dominant schools in the state, winning three Class 2A state titles in the last four seasons, including each of the last two seasons...Johnson starred in the state tournament as a senior, earning most valuable player honors...averaged 15 points and nine rebounds per game as a senior...in his career, Johnson averaged 13.9 points and 6.9 rebounds per contest...also averaged more than four assists and 2.5 steals for his career...an extremely versatile player, Johnson played every position except point guard in his high school career...Johnson earned first-team All-Big Bend

honors and was on the all-tournament team at the Florida 17 and under state AAU Tournament...did not commit to Nebraska until this past summer, after the national letter-of-intent signing period...also lettered in baseball.

Personal: The son of Brenda and Clemon Johnson...Clemon played 10 seasons in the NBA with the Portland Trail Blazers, Indiana Pacers, Philadelphia 76ers and Seattle SuperSonics...Clemon was a standout center at Florida A&M University...the Huskers' youngest player, Johnson will turn 18 on December 15...full name is Chadrick...has two sisters, Candace, 11 and Caprese, 7...Johnson, a computer science major at Nebraska, was on the honor roll in his sophomore, junior and senior years of high school.

COACH NEE ON CHAD JOHNSON

"Chad Johnson is a raw talent. He has a lot of athletic talent and quickness. He is an excellent leaper, in the mold of several players we have had here. Chad doesn't turn 18 until this December so he is still learning the game and developing physically."



20 TODD SMITH

6-4 ♦ 195 ♦ FRESHMAN ♦ GUARD ♦ MILLEDGEVILLE, GA. (BALDWIN)

1997-98 Outlook: Todd Smith was one of the top players in the state of Georgia last season and should see significant playing time in his first year in a Husker uniform. Nee describes Smith as a

strong defender with a good all-around game and said the freshman could play either guard position or small forward. Smith underwent surgery to insert steel rods into both lower legs for the repair of stress fractures in late August. Smith should be cleared for game action by early December.


High School (Baldwin High, Milledgeville, Ga.): Smith starred at Baldwin High School in Milledgeville, Georgia...averaged 16 points, 11 rebounds and nine assists per game as a senior...Smith connected on nearly 45 percent of his three-point attempts and better than 85 percent of his free throws...Smith was named the Sinclair/Oconee Area Player-of-the-Year by the Milledgeville Union-Recorder...earned honorable-mention all-state honors by the Atlanta Constitution...Smith's Baldwin High team, coached by James Lunsford, was ranked first in Class 4A (state's largest) for six weeks in 1997 and finished the season with a 22-4 record, after being upset in the regional semifinals...Baldwin had a four-

year record of 88-12 during Smith's career...Baldwin won its region twice and qualified for the state tournament two times...Smith is the first player out of Georgia to sign with Nebraska since Titus Dock inked with the Huskers before the 1983-84 season...Lunsford said Smith was Baldwin High's go-to-guy and should be even more effective with better players around him..."There is no doubt Todd is a tremendous player," Lunsford said. "He did everything we asked of him and I think in a program like Nebraska where he doesn't have to do everything for the team, he will become an even better player."

Personal: The son of Addie Dean Butts, Todd is an undeclared major...born on July 10, 1978...Todd has a younger brother, Dexter Butts, 14.

COACH NEE ON TODD SMITH

"Todd Smith is a sleeper. A lot of people thought he was the second-best player to come out of Georgia last year. He has the ability to play a number of different positions. He plays strong defense, is a good shooter and a complete all-around player. We think he will contribute once he is 100 percent."



11 RODNEY WILLIAMS

6-3 ♦ 195 ♦ FRESHMAN ♦ GUARD ♦ HOUSTON, TEXAS (THE KINKAID SCHOOL)

1997-98 Outlook: One of five incoming freshmen for Nebraska, Rodney Williams will be counted on for reserve duty in the Husker backcourt. Nee said Williams is one of Nebraska's more athletic


players and has solid skills on both the offensive and defensive end.

High School (The Kinkaid School, Houston, Texas): Williams was the top player for The Kinkaid School in Houston...he averaged more than 20 points and nine assists per game as a senior...was also the team's top three point shooter...his team qualified for the state playoffs, but was upset in the first round...The Kinkaid School, coached by Wayne Jones, finished the season with a 24-10 record...Williams is the first Texas native to sign with Nebraska since Ronnie Smith from Galveston, who played for Nebraska in 1984 and 1985, after spending two years at junior college...Williams is the first high school recruit out of Texas since Ron Taylor of Midland signed with Nebraska before the 1973-74 season...Williams chose Nebraska over Tulsa and New Mexico State.

Personal: The son of Marvin and Shirley Williams, Rodney is majoring in computer science at Nebraska...born on March 11, 1979...has two older brothers Terrell and Marvin, Jr. and an older sister, Pamela.

COACH NEE ON RODNEY WILLIAMS

"Rodney Williams is a very athletic guard. He is a solid all-around player who should help us at both guard spots. He needs to refine all his skills, but should be a quality player in the Big 12 Conference."



40 CHAD BURBACH

6-6 ♦ 180 ♦ SENIOR ♦ FORWARD ♦ COLUMBUS, NEB. (SCOTUS)

1997-98 Outlook: Chad Burbach is in his second season as a Husker walk-on. Burbach was one of five walk-ons last season, three of whom return to the Nebraska roster for the 1997-98 season. He and fellow


Husker walk-on Ryan Phifer have been awarded scholarships for the 1997-98 season. Burbach was one of Nebraska's hardest workers on and off the court last season. He earned Nebraska's lifter-of-the-year award for his work in the weight room and was named to the Big 12 Conference Commissioner's spring semester honor roll for his work in the classroom.

1996-97 (Junior): Burbach appeared in four games last season for a total of nine minutes...he appeared in Nebraska's wins over Coppin State, Creighton, Missouri and Nevada in the NIT...did not have any points or rebounds for the season, but earned his first letter.

High School (Columbus Scotus High): Burbach had a standout prep career at Columbus Scotus High School...averaged 10 points, five rebounds and five assists for the Shamrocks as a

senior...earned all-conference and honorable mention all-state honors in his final year at Scotus...also lettered in golf and cross country.

Personal: Burbach is the son of Lyle and Jeanne Burbach...he has a sister Carmen, 19 and a brother Robb, 15...born on May 3, 1975...Burbach is a civil engineering major at NU and carries a 3.575 grade point average...named to the Big 12 Conference Commissioner's Honor Roll for the spring semester...was also the valedictorian of his senior class at Columbus Scotus...UNL Regents Scholar.



24 MICHAEL JOHNETTE

6-4 ♦ 215 ♦ SENIOR ♦ GUARD ♦ OMAHA, NEB. (MILLARD NORTH)

1997-98 Outlook: Michael Johnette is in his second season as a Husker walk-on and his fourth season of college basketball. He is one of three Husker walk-ons returning from last season. A strong


student, Johnette was named to the Big 12 Conference Commissioner's Honor Roll for the 1997 spring semester.

1996-97 (Junior): Johnette appeared in three games in 1996-97...played in Husker victories over Creighton, Kansas State and Nevada...totaled five minutes, but did not have any points or rebounds on the year...earned his first letter.

Previous College Experience (Cloud County Community College): Johnette had two successful seasons at Cloud County Community College in Kansas before joining the Huskers...earned second-team All-Region VI honors as a sophomore at Cloud County...team was a regional semifinalist and finished with a 27-6 record in 1995-96.

High School (Millard North): Johnette twice earned honorable-mention all-state honors in high school at Millard North...averaged 12 points, seven rebounds and six assists as a senior...helped lead the Mustangs to a 16-6 record in his senior season.

Personal: Michael is the son of Julie and Gerald Johnette...has one brother, Jeffrey, 20...born Dec. 4, 1975...majoring in exercise science and was named to the Big 12 Conference Commissioner's Honor Roll for the spring semester.



35 RYAN PHIFER

6-3 ♦ 205 ♦ SENIOR ♦ GUARD ♦ NORTH PLATTE, NEB.

1997-98 Outlook: Ryan Phifer is in his second season as a walk-on at Nebraska and his fourth overall in college basketball. Phifer is one of three walk-ons returning for a second year at Nebraska. He and

fellow Husker walk-on Chad Burbach have been awarded scholarships for the 1997-98 season. Phifer is an excellent student and was named to the Big 12 Conference Commissioner's Honor Roll for the spring 1997 semester.

1996-97 (Junior): Phifer played in three games for the Huskers, with a total of six minutes of action...appeared in Nebraska's wins over Creighton, Missouri and Nevada in the NIT...averaged 1.7 points in his three appearances with three points against Creighton and two at Nevada...connected on 2-3 field goals and earned his first Husker letter.

Previous College Experience (Mid-Plains Community College, North Platte, Neb.): Phifer played for two seasons at Mid-Plains Community College in North Platte...earned academic all-conference, all-Region IX and academic All-America honors.

High School (North Platte High): Phifer earned all-conference and honorable-mention all-state honors at North Platte High School...also earned academic all-state honors...averaged 20 points, seven rebounds and three assists per contest in his senior season of high school ball.

Personal: The son of Tom and Mona Phifer, Ryan has one sister, Michelle, 25...born on April 4, 1976...an education major, Phifer carries a 3.397 grade point average...named to the Big 12 Conference Commissioner's Honor Roll for the spring 1997 semester.

1997-98 HUSKER PLAYERS

HUSKER CAREER STATS VS. THE BIG 12 CONFERENCE

Vs. Baylor

Table with columns: Player, G-GS, MP, FG-A, Pct, FT-A, Pct, Reb, Avg, A, S, BS, TO, Pts, Avg. Rows: Hamilton, Florence, Luc, Belcher, Markowski.

Vs. Colorado

Table with columns: Player, G-GS, MP, FG-A, Pct, FT-A, Pct, Reb, Avg, A, S, BS, TO, Pts, Avg. Rows: Hamilton, Florence, Luc, Belcher, Piatkowski, Markowski.

Vs. Iowa State

Table with columns: Player, G-GS, MP, FG-A, Pct, FT-A, Pct, Reb, Avg, A, S, BS, TO, Pts, Avg. Rows: Hamilton, Florence, Luc, Belcher, Markowski.

Vs. Kansas

Table with columns: Player, G-GS, MP, FG-A, Pct, FT-A, Pct, Reb, Avg, A, S, BS, TO, Pts, Avg. Rows: Hamilton, Florence, Luc, Belcher, Piatkowski, Markowski.

Vs. Kansas State

Table with columns: Player, G-GS, MP, FG-A, Pct, FT-A, Pct, Reb, Avg, A, S, BS, TO, Pts, Avg. Rows: Hamilton, Florence, Luc, Belcher, Piatkowski, Markowski.

Vs. Missouri

Table with columns: Player, G-GS, MP, FG-A, Pct, FT-A, Pct, Reb, Avg, A, S, BS, TO, Pts, Avg. Rows: Hamilton, Florence, Luc, Belcher, Piatkowski, Markowski.

Vs. Oklahoma

Table with columns: Player, G-GS, MP, FG-A, Pct, FT-A, Pct, Reb, Avg, A, S, BS, TO, Pts, Avg. Rows: Hamilton, Florence, Luc, Belcher, Markowski.

Vs. Oklahoma State

Table with columns: Player, G-GS, MP, FG-A, Pct, FT-A, Pct, Reb, Avg, A, S, BS, TO, Pts, Avg. Rows: Hamilton, Florence, Luc, Belcher, Piatkowski, Markowski.

Vs. Texas

Table with columns: Player, G-GS, MP, FG-A, Pct, FT-A, Pct, Reb, Avg, A, S, BS, TO, Pts, Avg. Rows: Hamilton, Florence, Luc, Belcher, Piatkowski, Markowski.

Vs. Texas A&M

Table with columns: Player, G-GS, MP, FG-A, Pct, FT-A, Pct, Reb, Avg, A, S, BS, TO, Pts, Avg. Rows: Hamilton, Florence, Luc, Belcher, Piatkowski, Markowski.

Vs. Texas Tech

Table with columns: Player, G-GS, MP, FG-A, Pct, FT-A, Pct, Reb, Avg, A, S, BS, TO, Pts, Avg. Rows: Hamilton, Florence, Luc, Belcher, Piatkowski, Markowski.

HUSKERS IN NIT

Venson Hamilton

Table with columns: Opponent, FG-A, FT-A, Reb, Ast, Pts. Rows: 1995-96 (Colorado St, Washington St, Fresno State, Tulane, St. Joseph's), 1996-97 (Washington, Nevada), Connecticut, Totals, Averages.

Larry Florence

Table with columns: Opponent, FG-A, FT-A, Reb, Ast, Pts. Rows: 1996-97 (Washington, Nevada), Connecticut, Totals, Averages.

Tyronn Luc

Table with columns: Opponent, FG-A, FT-A, Reb, Ast, Pts. Rows: 1995-96 (Colorado St, Washington St, Fresno State, Tulane, St. Joseph's), 1996-97 (Washington, Nevada), Connecticut, Totals, Averages.

Cookie Belcher

Table with columns: Opponent, FG-A, FT-A, Reb, Ast, Pts. Rows: 1996-97 (Washington, Nevada), Connecticut, Totals, Averages.

Troy Piatkowski

Table with columns: Opponent, FG-A, FT-A, Reb, Ast, Pts. Rows: 1996-97 (Washington, Nevada), Connecticut, Totals, Averages.

Andy Markowski


Table with columns: Opponent, FG-A, FT-A, Reb, Ast, Pts. Rows: 1995-96 (Colorado St, Washington St, Fresno State, Tulane, St. Joseph's), 1996-97 (Washington, Nevada), Connecticut, Totals, Averages.



THE COACHES

DEVANEY

SPO





DANNY NEE

HEAD COACH

310-213 IN 17 YEARS OVERALL ♦ 203-146 IN 11 YEARS AT NEBRASKA

A quick look through the annals of Nebraska basketball will reveal a quick conclusion. The past seven years has been the Huskers' most successful extended stretch in school history.

Coach Danny Nee's Huskers have qualified for postseason play a school-record seven consecutive seasons, including four trips to the NCAA Tournament.

In the same stretch, Nebraska has won its only conference tournament title in school history with a 77-68 victory over Oklahoma State in the 1994 Big Eight championship game.

Nee has also guided Nebraska to its only national tournament crown of any kind in the sport. The Huskers rolled to five straight victories and won the 1996 National Invitation Tournament, with a 60-56 win over St. Joseph's.

Last year Nee and his staff kept Nebraska's postseason streak intact despite returning only five players from the previous season. Against the toughest schedule in school history, the Huskers finished 18-15 overall and advanced to the NIT quarterfinals.

Nebraska finished in a sixth-place tie in the first season of Big 12 Conference play. For the seventh straight season, the Huskers defeated a ranked opponent, knocking off Colorado at home and Iowa State in Ames. Nebraska seemed to be at its best against top opponents, defeating the seventh-ranked Cyclones on the road and extending then-undefeated and top-ranked Kansas to overtime on the Jayhawks' home floor.

"If I had to do it over again, I'm positive I'd come back to Nebraska. The people here were so good to me. Lincoln was such a great college atmosphere. And it was close enough that my family could see me play. It ended up as a perfect situation."

-- Eric Piatkowski, Los Angeles Clippers

During the 1996-97 season, Nee also reached two milestones. He picked up his 300th career win in a 71-52 win over Creighton in Lincoln. The overtime upset win at Iowa State was Nee's 200th victory at Nebraska, only the second Husker coach to reach that victory plateau.

Only the third Nebraska coach since 1963, following the late Joe Cipriano (1963-80), and Moe Iba (1981-86), Nee was tabbed as the Huskers' 24th head coach on March 27, 1986. He owns a 17-year head coaching record of 310-213 (.593), and an 11-year NU mark of 203-146 (.582).

Nee's 203 wins rank second only to Cipriano's school-record 253 victories in 17 seasons. He is the only coach in school history to win 20 games in five different seasons and guide four Nebraska teams to the NCAA Tournament. He's only the second coach in school history to be at the helm 10 or more seasons, and he has taken nine of his 11 squads to postseason play. Nee also ranks as the "junior" dean of Big 12 Conference coaches, as his tenure is second only to Missouri Coach Norm Stewart's 31-year run in Columbia.

Nebraska's 1995-96 season is one of the most remarkable in school history. The Huskers rebounded from a disappointing conference season to win the NIT and post a 21-14 overall record. Nebraska opened the season with an impressive 15-4 record, but suffered nine straight losses in late January and February. Few believed the Huskers could turn the season around, but Nee's unwavering optimism provided the spark Nebraska needed to capture the NIT with five straight victories.

The NIT appearances the last two seasons are part of a resurgence of the Nebraska program which occurred after a rocky start to Nee's Husker career.


Operation Turnaround

After a 10-18 season in 1989-90 and a second-straight seventh-place Big Eight finish, the 1990-91 season promised to be a pivotal year in Nee's rebuilding program. For the first time in four years, Nee had a solid nucleus of seniors to build upon. But the presence of Rich King, Clifford Scales, Beau Reid and Keith Moody did little to impress the Big Eight-area media, who picked Nebraska to finish a distant last in the league's preseason poll.

That voting prompted the best-remembered question at the annual preseason Big Eight Basketball Media Day at Kansas City, Mo. It came from Nee at the start of his interview session: "Why did you guys pick us last?"

There was silence from the assembled writers then, and some embarrassment later when the Huskers roared out to a 16-1 start, helped by a school-record-tying 14-game win string, got into the wire service rankings for the first time in 13 seasons, and went on to NU's highest final rankings ever at No. 9 in the UPI poll and No. 11 in the AP listing.

Instead of finishing last in the Big Eight, the Huskers ended up third at 9-5, one game back of co-champs Oklahoma State and Kansas. NU then advanced to the finals of the Phillips 66 Big Eight Tournament for the first time in school history, but



NU Head Coach Danny Nee has the second-longest head coaching tenure in the Big 12 Conference. Nee's 12 years at Nebraska trails only Norm Stewart's 31 seasons on the Missouri bench.



The Nee family (from left)--Danny, Kevin, Nora, Janet and family dog, Finn. Not pictured--Patrick.

dropped a 90-82 decision to Missouri. The Huskers finished the year with a disappointing 89-84 loss to Xavier in the first round of the NCAA Midwest Regional, Nee's first NCAA appearance at Nebraska.

For his efforts, Nee was named the 1991 Big Eight Coach-of-the-Year by both the Associated Press and United Press International and District V Coach-of-the-Year by the U.S. Basketball Writers Association. He finished fourth in AP's National Coach-of-the-Year balloting.

With the loss of more than 60 percent of its scoring and rebounding punch, the 1991-92 season figured to be a transition year for Nebraska and Nee.

However, Nee developed a blend of veteran players, rookies and pleasant surprises into a unit which shot out to a 12-1 record and finished 19-10 overall. The Huskers were 7-7 (fifth) in the nation's toughest league—the Big Eight, and earned a second-straight NCAA Tournament bid.

Along the way, the Huskers pulled off two of the biggest upsets in the 1991-92 college basketball season. In consecutive home games in February, Nebraska thumped second-ranked, 20-0, Oklahoma State (85-69), then beat third-ranked Kansas (81-79) on a buzzer-beater with one second left in overtime. The win over the Big Eight Champion Jayhawks propelled the Huskers into the AP rankings at No. 25 the following week, marking the first time NU had ever been ranked in consecutive seasons.

During the season, Nee also picked up his 200th career victory (86-67 over Wisconsin) and his 100th Nebraska win (74-71 over Missouri-Kansas City).

The 1992-93 campaign was another history-maker for Nee and his rags to riches program, as NU landed a spot in the NCAA Tournament for an unprecedented third consecutive season. In addition, the Cornhuskers won 20 games (against 11 losses) for the third time in Nee's tenure. Nebraska tied for second in the Big Eight with an 8-6 record, its best league finish in 12 seasons.

The 1992-93 season may well have been the most-anticipated Nebraska basketball campaign ever. Fueled by arguably the best recruiting class in school history, rave reviews from national publications, and the return of four starters, Nebraska raced to a 7-0 record and climbed to 17th in the Associated Press poll. However, the Huskers dropped six of their next 11 games, started league play 0-3 for the first time since the 1989-90 season, and hopes for another NCAA trip were dented.

But, while some were labeling his seventh team as one of the nation's most-disappointing squads at the season's midway point, Nee rallied his troops to wins in eight of their final 12 games and a share of second place in the Big Eight. The Huskers, also produced their first All-Big Eight performer of the Nee era in guard Eric Piatkowski, who repeated the feat a year later.

The beat continued for the Huskers in 1993-94, as Nebraska posted a 20-10 record en route to a fourth-straight NCAA Tournament bid and back-to-back 20-win seasons for the first time in school history. NU captured its first-ever Big Eight Tournament title and was 22nd in the final Associated Press poll, only the third time in school history NU had appeared in the final AP ranking.

Piatkowski finished his career as Nebraska's second-leading scorer and earned all-league honors for the second straight year. He became Nee's second NBA first-round draft pick when he was selected with the draft's 15th pick. Rich King was tabbed 14th in the 1991 NBA draft.

In 1994-95 Nebraska failed to reach the NCAA Tournament for the first time in five seasons, but did reach the NIT, giving the Huskers a school-record tying five straight postseason appearances. Nebraska finished the '94-95 campaign 18-14 and posted its fourth straight season of home attendance over the 200,000 mark.

Husker Hoops has been a hit under Nee as the Huskers finished 20th nationally in attendance in 1993-94 with a per-game average of 13,278. The year before Nee's arrival, NU averaged 9,741 fans per outing. In the last seven years, nearly 1.4 million fans have attended Nebraska home games, which accounts for 38.2 percent of the arena's total attendance in 21 seasons as the home of Husker hoops. Last season Nebraska ranked 34th nationally in average home attendance.

During Danny Nee's 21 years as a collegiate coach, he has recruited and coached 17 players who have went on to play in the National Basketball Association.

Husker Debut

When he came to Nebraska from Ohio University after the Huskers' first-ever NCAA appearance in March 1986, he inherited a senior-dominated, but inexperienced squad. The team gelled late in the 1986-87 season, finished 21-12 and was third in the National Invitation Tournament (NIT).

Nee's Huskers stood 12-8 overall and 2-5 in the league at the halfway point of the 1987 Big Eight campaign. However, NU won five of its last seven conference games, advanced to the NIT Final Four at Madison Square Garden and missed the school record for victories by one. A then-school-record 197,395 fans packed the Devaney Center for 17 home games in Nee's first season.

The difficult rebuilding process began just as the Big Eight became one of the nation's dominant basketball conferences. Nee's second year at the Husker helm saw three league teams reach the final eight of the NCAA Tournament, with Kansas beating Oklahoma in an all-Big Eight final.

The result in 1987-88 was Nebraska's first losing season in 15 years (13-18), but there were enough moments of youthful brilliance to give hope for the future, including a 70-68 come-from-behind homecourt win over eventual national champion Kansas.

The Nebraska roster was still dominated by freshman and sophomores for Nee's third season in 1988-89, but the Huskers climbed back over the .500 mark, finished 17-16 and returned to postseason play with an NIT bid. The Huskers advanced to the second round before being eliminated at Ohio State. Nee's fourth Husker team finished 10-18 in 1989-90, when the Huskers missed the school record for season losses by one.

HUSKER COACHES & STAFF

Bobcat Tracks

The turnaround at Nebraska is not the first successful rebuilding job for the Brooklyn native. In his six years at Ohio, his teams won 107 and lost 67, including an 87-33 record the last four years and twice he was named Mid-American Conference Coach-of-the-Year—but it was far from easy. He took over a struggling program at the Athens, Ohio, school in 1980-81, started his head-coaching career with an 11-game losing streak and suffered through a 7-20 season. His second Bobcat team improved to 13-14, though, and was followed by four consecutive 20-game winners.

"With the exception of Larry Bird, Danny Nee is the finest competitor I have ever been associated with. He's built a program at Nebraska that is not a quick fix. It's a program that will continue to bear fruit over the next decade."

--Al McGuire
CBS-TV Analyst & Former Marquette Coach

In 1982-83, Nee's squad won a school-record number of games in a 23-9 campaign and captured the MAC title. Nee was rewarded with conference and Ohio Coach-of-the-Year honors. The Bobcats went to the NCAA Tournament for the first time in nine years, beat Illinois State (51-49) in the first round of the Mideast Regional before losing to Kentucky, 57-40.

The Bobcats finished 20-8 in 1983-84, but did not earn a postseason bid. A year later, Ohio U. went 22-8, again captured the MAC title and advanced to the NCAA Tournament, where it dropped a 49-38 first-round decision to Kansas.

In 1985-86, the Bobcats finished 22-8 for the second-straight season, but were second in the MAC behind Miami (Ohio). Ohio U. received an NIT bid, but lost a first-round game to eventual tournament champion Ohio State, 65-62.

Wake Up the Echoes

Nee went to Ohio after four years as an assistant coach under Richard "Digger" Phelps at Notre Dame. During that time, the Fighting Irish were 91-27 and went to the NCAA Tournament all four years, including a Final Four appearance in 1978 and an appearance in the Mideast Regional final in 1979. He recruited and coached 10 current and former NBA players at Notre Dame.

THE NEE RECORD

	At Nebraska		At Ohio		Career	
	W-L	Pct.	W-L	Pct.	W-L	Pct.
In all games	203-146	.582	107-67	.615	310-213	.593
In home games	136-40	.773	61-14	.813	197-54	.785
In away games*	67-106	.387	46-53	.465	113-159	.424
In the NCAA Tourney	0-4	.000	1-2	.333	1-6	.143
In the NIT	13-4	.765	0-1	.000	13-5	.722
In overtime	13-7	.650	4-3	.571	17-10	.630
In one-point games	9-3	.750	6-1	.857	15-4	.789
In two-point games	14-12	.538	12-7	.632	26-19	.578
In three-point games	7-11	.389	3-4	.429	10-15	.400
In four-point games	12-3	.800	8-4	.667	20-7	.741
In five-point games	14-6	.700	11-6	.647	25-12	.676
In November	17-10	.630	5-4	.556	22-14	.611
In December	73-22	.768	21-19	.525	94-41	.696
In January	49-39	.551	36-19	.655	85-58	.594
In February	41-46	.462	35-16	.686	76-62	.551
In March	23-29	.435	10-9	.526	33-38	.465
Scoring 80 or more	118-34	.776	20-2	.909	138-36	.793
Scoring 79 or fewer	85-112	.431	87-65	.572	172-177	.493

*Includes neutral site games.

Nee Roots

Nee played high school basketball at Power Memorial High School in New York, where one of his teammates was Kareem Abdul-Jabbar (then known as Lew Alcindor).

A member of Al McGuire's first recruiting class at Marquette University, Nee captained the Warriors' freshman team for frosh coach Hank Raymonds before a two-year tour of duty in the United States Marine Corps. A Vietnam veteran, he received Combat Air Insignia Medals and an honorable discharge in 1968.

He returned to college at St. Mary of the Plains College in Dodge City, Kan., and received a bachelor's degree in English and physical education in 1971. At St. Mary, he was on the Dean's List, was listed in Who's Who Among American Colleges and Universities, and was president of the student body as a senior. He played two years of basketball there before launching his coaching career as a student assistant for the Cavaliers in 1970-71. Nee was inducted into the Ohio University Hall of Fame in 1994. He received a master's degree in health, physical education and recreation from Kansas State in 1972.

Nee coached the junior varsity basketball team at Red Bank, N.J., Regional High School to a 14-6 record in 1972-73. He then became head coach at Brick Township, N.J., High School, where he compiled a 38-35 record in three years before going on to Notre Dame. His Brick Township teams were 32-15 the last two years, winning a school-record 16 games each year.

He is married to the former Janet Scheib of Pittsburgh, Pa., and is the father of three children, Patrick, 19, Nora, 11, and Kevin, 9. Patrick is a freshman at Monmouth University (N.J.) and a member of the basketball team.

DANNY NEE'S YEAR-BY-YEAR RECORD

Year	School	Overall		Conference			Postseason
		W-L	Pct.	W-L	Pct.	Place	
1980-81	Ohio U.	7-20	.259	6-10	.375	T7th	None
1981-82	Ohio U.	13-14	.481	8-8	.500	4th	None
1982-83	Ohio U.	23-9	.719	12-6	.667	2nd*	NCAA (1-1)
1983-84	Ohio U.	20-8	.714	14-4	.778	2nd	None
1984-85	Ohio U.	22-8	.733	14-4	.778	1st*	NCAA (0-1)
1985-86	Ohio U.	22-8	.733	14-4	.778	2nd	NIT (0-1)
Six-year totals		107-67	.615	68-36	.654	—	1-3/3 app.

Year	School	W-L	Pct.	W-L	Pct.	Place	Postseason
1986-87	Nebraska	21-12	.636	7-7	.500	5th	NIT (4-1)
1987-88	Nebraska	13-18	.419	4-10	.286	T6th	None
1988-89	Nebraska	17-16	.515	4-10	.286	7th	NIT (1-1)
1989-90	Nebraska	10-18	.357	3-11	.214	7th	None
1990-91	Nebraska	26-8	.765	9-5	.643	3rd	NCAA (0-1)
1991-92	Nebraska	19-10	.655	7-7	.500	5th	NCAA (0-1)
1992-93	Nebraska	20-11	.645	8-6	.571	T2nd	NCAA (0-1)
1993-94	Nebraska	20-10	.667	7-7	.500	4th	NCAA (0-1)
1994-95	Nebraska	18-14	.563	4-10	.286	7th	NIT (1-1)
1995-96	Nebraska	21-14	.600	4-10	.286	7th	NIT (5-0)
1996-97	Nebraska	18-15	.545	7-9	.438	7th	NIT (2-1)
11-year totals		203-146	.582	64-92	.410	—	13-8/9 app.
Career totals		310-213	.593	132-128	.508	—	14-11/12 app.

NEE'S CAREER MILESTONE VICTORIES

- No. 1--Ohio U. 78, Bowling Green State 63, 1980-81
- No. 50--Ohio U. 65, Kent State 55, 1983-84
- No. 100--Ohio U. 74, Bowling Green State 57, Feb. 8, 1986
- No. 150--Nebraska 89, Sam Houston State 70, Jan. 5, 1989
- No. 200--Nebraska 86, Wisconsin 67, Dec. 11, 1991
- No. 250--Nebraska 89, Oklahoma State 81, March 2, 1994
- No. 300--Nebraska 71, Creighton 52, Jan. 8, 1997

NEE'S NEBRASKA MILESTONE VICTORIES

- No. 1--Nebraska 76, Oregon 60, Dec. 1, 1986
- No. 50--Nebraska 77, Iowa State 74, Feb. 25, 1989
- No. 100--Nebraska 74, Missouri-Kansas City 71, Jan. 20, 1992
- No. 150--Nebraska 98, Idaho State 72, Dec. 3, 1994
- No. 200--Nebraska 74, Iowa State 69, Feb. 22, 1997

DANNY NEE VS. ALL OPPONENTS

Opponent	First Meeting	Last Meeting	W	L	PF	PA	Opponent	First Meeting	Last Meeting	W	L	PF	PA
Arkansas	1986-87	1986-87	1	0	78	71	Missouri	1986-87	1986-87	8	18	1994	2179
Arkansas-Little Rock	1986-87	1986-87	1	0	76	67	Missouri-Kansas City	1989-90	1996-97	8	0	652	554
Arkansas State	1988-89	1988-89	1	0	81	79	Missouri-St. Louis	1986-87	1986-87	1	0	89	63
Appalachian State	1992-93	1994-95	2	1	283	245	Morehead State	1988-89	1994-95	2	0	177	132
Ball State	1980-81	1985-86	8	6	915	921	Murray State	1990-91	1990-91	0	1	79	81
Baylor	1987-88	1996-97	0	2	139	153	Navy	1985-86	1985-86	0	1	62	73
Bowling Green	1980-81	1996-97	7	8	983	988	Nebraska-Omaha	1987-88	1987-88	1	0	96	67
Bradley	1980-81	1980-81	0	1	56	84	Nevada	1996-97	1996-97	1	0	78	68
Brooklyn	1982-83	1987-88	4	0	247	181	New Mexico State	1992-93	1992-93	0	1	79	93
Butler	1986-87	1986-87	1	0	67	56	Niagara	1982-83	1983-84	1	1	153	139
California-Irvine	1986-87	1986-87	0	1	101	109	North Carolina	1985-86	1985-86	0	1	57	99
Canisius	1980-81	1980-81	0	1	47	59	N.C.-Wilmington	1980-81	1981-82	2	0	152	143
Capital	1981-82	1985-86	2	0	162	99	North Texas	1988-89	1988-89	1	0	90	84
Central Michigan	1980-81	1985-86	11	1	851	748	Northeast Louisiana	1994-95	1994-95	1	0	99	77
Charleston	1980-81	1994-95	2	1	191	172	Northeastern Illinois	1994-95	1995-96	2	0	195	136
Chaminade	1987-88	1988-89	2	0	162	160	Northern Illinois	1980-81	1990-91	11	4	1016	897
Chicago State	1989-90	1989-90	1	0	92	57	Northern Iowa	1993-94	1996-97	3	1	346	329
Cincinnati	1996-97	1996-97	0	1	73	84	Northwest Mo. State	1986-87	1986-87	1	0	105	64
Citadel	1990-91	1992-93	3	0	264	187	Ohio	1993-94	1993-94	1	0	94	68
Cleveland State	1980-81	1980-81	0	1	57	73	Ohio State	1983-84	1988-89	0	5	344	398
Colorado	1986-87	1996-97	16	6	1791	1616	Ohio Wesleyan	1984-85	1984-85	1	0	75	67
Columbia	1987-88	1987-88	1	0	82	62	Oklahoma	1986-87	1996-97	6	19	2147	2367
Colgate	1992-93	1992-93	1	0	108	76	Oklahoma State	1986-87	1996-97	8	15	1605	1791
Colorado State	1995-96	1995-96	1	0	91	83	Old Dominion	1996-97	1996-97	1	0	72	66
Connecticut	1991-92	1996-97	0	2	132	162	Oregon	1986-87	1995-96	4	0	356	304
Coppin State	1996-97	1996-97	1	0	88	72	Oregon State	1996-97	1996-97	1	0	75	67
Creighton	1986-87	1996-97	9	3	976	852	Pennsylvania	1983-84	1993-94	1	1	151	157
Delaware State	1994-95	1995-96	2	0	182	93	Penn State	1994-95	1994-95	0	1	59	65
DePaul	1981-82	1983-84	1	2	169	214	Pepperdine	1989-90	1989-90	1	0	104	100
Detroit	1986-87	1987-88	2	0	134	113	Portland	1993-94	1993-94	1	0	111	85
Drake	1987-88	1988-89	1	1	133	142	Providence	1982-83	1982-83	1	0	48	47
Duke	1983-84	1983-84	0	1	63	82	Radford	1981-82	1982-83	2	0	138	104
Fordham	1992-93	1992-93	1	0	79	55	Rhode Island	1982-83	1982-83	1	0	67	65
East Carolina	1980-81	1981-82	0	2	119	142	Sacramento State	1992-93	1992-93	1	0	86	70
Eastern Illinois	1990-91	1992-93	3	0	245	186	St. Francis (Pa.)	1984-85	1985-86	2	0	193	162
Eastern Kentucky	1984-85	1984-85	1	0	58	52	St. John's (N.Y.)	1982-83	1982-83	0	1	52	62
Eastern Michigan	1980-81	1985-86	10	3	892	811	St. Joseph's	1995-96	1995-96	1	0	60	56
Eastern Washington	1991-92	1991-92	1	0	102	67	St. Louis	1990-91	1990-91	1	0	107	79
Florida A&M	1993-94	1993-94	1	0	86	61	St. Mary's (Calif.)	1982-83	1982-83	1	0	57	54
Fresno State	1995-96	1995-96	1	0	83	71	Sam Houston State	1988-89	1991-92	3	0	279	203
Furman	1987-88	1988-89	2	0	144	130	San Francisco	1986-87	1986-87	1	0	66	60
Georgia	1994-95	1994-95	1	0	69	61	San Jose State	1984-85	1988-89	1	1	152	143
Georgia Southern	1995-96	1995-96	1	0	82	59	Siena	1983-84	1983-84	1	0	69	56
Grambling State	1987-88	1995-96	1	1	164	151	Southern California	1991-92	1992-93	1	1	157	158
Harvard	1989-90	1989-90	1	0	117	79	Southern Illinois	1986-87	1986-87	1	0	87	85
Heidelberg	1984-85	1984-85	1	0	77	70	Southern Mississippi	1986-87	1986-87	0	1	75	82
Hofstra	1985-86	1985-86	1	0	73	66	Southern Utah	1991-92	1993-94	3	0	295	271
Idaho	1988-89	1990-91	1	2	225	227	Southwestern La.	1992-93	1992-93	0	1	80	109
Idaho State	1994-95	1994-95	1	0	98	72	Tennessee Tech	1990-91	1990-91	1	0	113	92
Illinois	1980-81	1990-91	1	1	154	157	Texas	1993-94	1996-97	2	3	394	399
Illinois-Chicago	1981-82	1984-85	0	2	119	135	Texas-Arlington	1992-93	1992-93	1	0	116	95
Illinois State	1982-83	1982-83	1	0	51	49	Texas-San Antonio	1993-94	1996-97	2	0	175	161
Indiana	1984-85	1984-85	0	1	73	90	Texas A&M	1986-87	1996-97	3	1	321	266
Iowa State	1986-87	1996-97	10	13	1743	1845	Texas Tech	1988-89	1986-97	2	1	221	225
Kansas	1984-85	1996-97	8	16	1772	1969	Toledo	1980-81	1995-96	10	6	1131	1078
Kansas State	1986-87	1996-97	11	14	1766	1773	Tulane	1995-96	1995-96	1	0	90	78
Kent	1980-81	1992-93	11	4	1052	992	Villanova	1987-88	1987-88	0	1	53	70
Kentucky	1982-83	1982-83	0	1	40	57	Virginia Tech	1994-95	1994-95	0	1	81	87
La Salle	1985-86	1985-86	1	0	70	65	Wagner	1985-86	1989-90	2	0	158	124
Lehigh	1987-88	1987-88	1	0	71	66	Washington	1986-87	1996-97	2	0	148	139
Long Beach State	1994-95	1995-96	2	0	151	139	Washington State	1995-96	1995-96	1	0	82	73
Louisiana State	1988-89	1988-89	0	1	87	90	Weber State	1996-97	1996-97	1	0	83	66
Loyola (Md.)	1981-82	1981-82	1	0	77	63	West Virginia	1980-81	1980-81	0	1	61	69
Manhattan	1983-84	1983-84	1	0	68	57	Western Illinois	1994-95	1994-95	1	0	69	62
Marietta	1982-83	1985-86	2	0	180	134	Western Michigan	1980-81	1985-86	7	4	777	690
Marquette	1981-82	1986-87	1	1	123	125	Wichita State	1984-85	1993-94	3	0	221	191
Marshall	1980-81	1985-86	2	1	220	215	Wisconsin	1990-91	1991-92	2	0	161	130
Maryland	1981-82	1981-82	0	1	64	90	Wisconsin-Green Bay	1981-82	1991-92	3	0	214	188
Md.-Baltimore County	1988-89	1988-89	1	0	86	65	Wyoming	1986-87	1989-90	2	2	256	301
Miami (Ohio)	1980-81	1990-91	8	7	1044	1056	Youngstown State	1980-81	1980-81	0	1	85	93
Michigan	1992-93	1992-93	0	1	73	88	<u>Xavier (Ohio)</u>	<u>1990-91</u>	<u>1990-91</u>	<u>0</u>	<u>1</u>	<u>84</u>	<u>89</u>
Michigan State	1988-89	1994-95	3	3	474	499	Totals			310	213	75.0	72.7
Minnesota	1995-96	1996-97	1	2	232	246	1997-98 opponents in bold						
Mississippi State	1995-96	1995-96	0	1	66	69							



NEE ERA NEBRASKA RECORD BOOK

TEAM SUPERLATIVES

POINTS

NU High—117, vs. Oklahoma (B8T, 3-8-91), vs. Harvard (12-1-89)
 NU Low—45, vs. Kansas State (B8T, 3-6-87); vs. Kansas State (B8T, 3-12-93)
 Opponent High—133, at Oklahoma (2-21-87)
 Opponent Low—41, Delaware State (12-20-95)
 NU High Half—66, vs. Oklahoma (B8T, 3-8-91)
 NU Low Half—19, vs. Kansas State (B8T, 3-6-87); vs. Bowling Green (1-1-97)
 Opponent High—70, at Oklahoma (2-21-87)
 Opponent Low—12, Arkansas (NIT, 3-17-87)

FIELD GOALS

NU High—45, vs. Tennessee Tech (12-14-90)
 NU Low—15, vs. Oklahoma State (B8T, 3-10-95)
 Opponent High—50, at Oklahoma (2-21-87)
 Opponent Low—14, Delaware State (12-20-95)
 NU High Attempts—96, vs. St. Louis (11-23-90)
 NU Low Attempts—39, at Kansas (2-16-88), at Oklahoma State (1-20-96)
 Opponent High Attempts—91, at Southern Utah (11-30-91)
 Opponent Low Attempts—36, Kansas State (2-6-88)
 NU High Field Goal%—.750 (42-56), vs. Nebraska-Omaha (1-25-88)
 NU Low Field Goal%—.278 (15-54), vs. Oklahoma State (B8T, 3-10-95)
 Opponent High Field Goal%—.681 (32-47), at Okla. State (2-24-88)
 Opponent Low Field Goal%—.230 (14-61), Delaware State (12-20-95)

3-POINT FIELD GOALS

NU High—14, at Oklahoma (3-7-92)
 NU Low—0, 10 games
 Opponent High—17, Oklahoma (2-21-87)
 Opponent Low—0, five games
 NU High Attempts—36, at Oklahoma (3-7-92)
 NU Low Attempts—2, two games
 Opponent High Attempts—35; two games
 Opponent Low Attempts—2, Missouri (1-28-87)
 NU High 3FG%—1.000 (5-5), vs. Creighton (12-6-90)
 NU Low 3FG%—.000, 10 games
 Opponent High 3FG%—.765 (13-17), at Kansas State (1-10-87)
 Opponent Low 3FG%—.000, five games

FREE THROWS

NU High—43, Texas (1-3-96)
 NU Low—1, vs. Kansas State (1-21-89); vs. Kansas State (B8T, 3-12-93)
 Opponent High—44, Oklahoma State (2-14-90)
 Opponent Low—3, three games
 NU High Attempts—59, Texas (1-3-96)
 NU Low Attempts—2; vs. Kansas State (B8T, 3-12-93)
 Opponent High Attempts—52, Oklahoma State (2-14-90)
 Opponent Low Attempts—6, at The Citadel (12-30-90)
 NU High FT%—.952 (20-21), vs. Minnesota (11-26-95)
 NU Low FT%—.167 (1-6), vs. Kansas State (1-21-89)
 Opponent High FT%—.926 (25-27), Oklahoma (2-25-96)
 Opponent Low FT%—.273 (3-11), Furman (12-17-88)

REBOUNDS

NU High—72, vs. Oklahoma (1-27-92)
 NU Low—22, three games
 Opponent High—58, at Oklahoma (3-4-89)
 Opponent Low—19, Iowa State (1-29-97)

ASSISTS

NU High—35, vs. Bowling Green (12-15-90), vs. NE Illinois (12-21-95)
 NU Low—6, vs. Minnesota (12-21-96)
 Opponent High—32, at Missouri (2-10-90), at Iowa State (2-3-93)
 Opponent Low—3, Toledo (11-24-95), vs. Old Dominion (12-30-96)

BLOCKED SHOTS

NU High—15, vs. Coppin State (12-6-96)
 NU Low—0, 17 games
 Opponent High—13, Kansas State (1-15-97)
 Opponent Low—0, 26 games

TURNOVERS

NU High—30, three games
 NU Low—7, at Kansas State (3-3-90), vs. Ohio (12-3-93)
 Opponent High—33, Texas-Arlington (12-21-92)
 Opponent Low—5, at Kansas State (3-3-90)

STEALS

NU High—22, vs. Florida A&M (12-21-93)
 NU Low—0, at Kansas State (3-3-90)
 Opponent High—20, at Oklahoma (1-14-93)
 Opponent Low—0, two games

INDIVIDUAL SUPERLATIVES

POINTS

NU High—42, Eric Piatkowski, vs. Oklahoma (3-11-94, B8T)
 Opponent High—44, Doug Smith, at Missouri (2-10-90)
 NU High Half—23, Rich King, vs. Northern Illinois (2-18-91)

FIELD GOALS

NU High—14, Eric Piatkowski, vs. Oklahoma (3-11-94, B8T)
 Opponent High—19, Doug Smith, at Missouri (2-10-90)
 NU High Attempts—24, Tyrone Lue vs. Kansas State (1-15-97)
 Opponent High Attempts—34, Harold Miner, Southern Cal (11-25-91)

3-POINT FIELD GOALS

NU High—7, Chris Cresswell, vs. Texas A&M (12-20-91)
 Opponent High—8, Dave Seger, at Oklahoma (2-21-87)
 Randy Rutherford, Oklahoma State (2-1-95),
 Jerald Brown, Texas A&M (1-11-97)
 NU High Attempts—13, Jaron Boone, at Missouri (2-22-95)
 Opponent High—17, Dominick Young, Fresno State (3-22-96)

FREE THROWS

NU High—16, by two players
 Opponent High—15, Byron Houston, Oklahoma State (2-14-90)
 Shawn Respert, Michigan State (12-10-94)
 NU High Attempts—21, Rich King, at Wyoming (1-22-90)
 Opponent High—18, by two players

REBOUNDS

NU High—20, Derrick Chandler, vs. Oklahoma (1-27-92)
 Opponent High—19, Ronnie Morgan, North Texas (12-2-89)

ASSISTS

NU High—13, Brian Carr, vs. Missouri (1-28-87)
 Opponent High—16, Sam Crawford, New Mexico State (NCAA, 3-19-93)

STEALS

NU High—7, Erick Strickland, at Creighton (12-9-93), Strickland, vs. Oklahoma (2/5/94)
 Opponent High—8, Dominick Young, Fresno State (NIT, 3-22-96)

BLOCKED SHOTS

NU High—9, Mikki Moore vs. Coppin State (12-6-96)
 Opponent High—7, Kelvin Cato, Iowa State (2-22-97)



JIMMY WILLIAMS

ASSOCIATE HEAD COACH
SIXTH SEASON

Jimmy Williams, the veteran member of Coach Danny Nee's coaching staff, enters his sixth season with the Huskers, his second as Nebraska's associate head coach and his 25th as a Division I assistant coach.

Williams primary responsibilities include the coaching of the Husker big men. Williams' top current pupil is 6-10 Venson Hamilton, who is one of four returning Husker starters and was among the Big 12's leading rebounders as a sophomore.

Williams also recruits nationally for the Husker program. In recent years Williams has played a major role in signing Hamilton, Tyronn Lue, Larry Florence and Cookie Belcher, NU's four returning starters for the 1997-98 season.

Williams, who joined the Nebraska staff in August of 1992, came to Lincoln after spending three seasons on Coach Jim Brandenburg's San Diego State staff. Before joining the Aztec staff, Williams spent the 1988-89 season as an assistant at the University of Tulsa under Coach J.D. Barnett. He helped the Golden Hurricane to a 17-11 record and a second-place finish in the Missouri Valley Conference.

◆ Jimmy Williams has recruited and coached 23 student-athletes who went on to play in the National Basketball Association.

Before his stints at San Diego State and Tulsa, Williams was an assistant at the University of Minnesota from the 1971-72 season through the 1985-86 campaign, first under Bill Musselman and later Jim Dutcher. During his 15-year tenure with the Golden Gophers, Minnesota won a pair of Big Ten titles, finished in the upper division of the rugged Big Ten nine times, made eight postseason tournament appearances and had a .500 or better overall record 12 times.

As an assistant at Minnesota, Williams recruited and coached 21 student-athletes who went on to play in the National Basketball Association. Golden Gopher and NBA standouts who Williams personally recruited include Mychal Thompson, Ray Williams, Jim Petersen and Randy Breuer. While at Minnesota, Basketball Times rated him as one of the nation's top 15 recruiters. In 1985-86, he served as the interim head coach at Minnesota for part of the season.

A native of Havana, Fla., Williams graduated from Ashland (Ohio) College in 1970 with a bachelor of arts degree in education. He was a college division All-America basketball player for the Eagles and helped the school to the 1969 college division national title.

Williams spent a year and a half teaching and coaching in high schools in Ohio and Washington D.C., then joined the Golden Gopher staff in 1971 as an assistant coach/head freshman coach.

Williams has a 12-year-old daughter, Christina Marie.

THE WILLIAMS COACHING FILE

1992-present .. Assistant, University of Nebraska
1989-92 Assistant, San Diego State University
1988-89 Assistant, University of Tulsa
1971-86 Assistant/Head Freshman Coach
..... University of Minnesota

AS A PLAYER

1967-71 Ashland (Ohio) College





SCOTT HOWARD

ASSISTANT COACH
THIRD SEASON

A veteran collegiate coach, Scott Howard is entering his third season at Nebraska and his 11th season as a full-time assistant. Howard's primary responsibilities with Nebraska include coaching guards and recruiting nationally for the Huskers.

Howard's current backcourt includes 1997 second-team All-Big 12 performer Tyronn Lue, who is the league's leading returning scorer. Lue averaged 18.8 points per game last season, more than 10 points better than his freshman scoring average. Fellow starting guard Cookie Belcher was named to the league's all-freshman team last season. In his first season with the Huskers, Howard coached Erick Strickland, a member of the NBA's Dallas Mavericks.

Howard was hired at Nebraska in July of 1995, after a five-year stint at Miami, Fla. He was an assistant on Coach Leonard Hamilton's Hurricane staff from 1990-95, served as Miami's recruiting coordinator and put together three national top 20 (1991, 1992, 1993) recruiting classes during his stay in South Florida. He was also responsible for coaching the post players at Miami.

◆ *Scott Howard has recruited and coached 13 student-athletes who went on to play in the NBA.*

Before moving to Miami, Howard spent one season (1989-90) as an assistant to George Raveling at Southern California. During his tenure at USC, he was assistant recruiting coordinator, director of scouting and coached three NBA players. He spent the 1988-89 season as recruiting coordinator at Drake University, and the 1987-88 campaign as an assistant coach at Southern Illinois.

From 1983 to 1987, Howard was an assistant basketball coach at the University of Iowa, three seasons under Raveling and one under Tom Davis. He helped the Hawkeyes to three NCAA Tournament appearances (1985, 1986, and 1987) and his efforts as underclassman recruiting coordinator resulted in four top 20 recruiting classes. At Iowa, Howard coached nine NBA players.


A 1983 graduate of Iowa State University with a degree in physical education, Howard earned a pair of varsity letters for the Cyclones. He received his Masters of Arts in Educational Administration from Iowa in 1985. Howard, 37, is a native of Iowa Falls, Iowa.

THE HOWARD COACHING FILE

- 1995-present .. Assistant, University of Nebraska
- 1990-95 Assistant, University of Miami
- 1989-90 Assistant, University of Southern California
- 1988-89 Assistant, Drake University
- 1987-88 Assistant, Southern Illinois University
- 1985-87 Volunteer Assistant, University of Iowa
- 1983-85 Graduate Assistant, University of Iowa
- 1982 Assistant, South Hamilton High School
..... (Jewell, Iowa)

AS A PLAYER

- 1981-83 Iowa State University





RANDY ROTH

ASSISTANT COACH
FIRST SEASON

The newest member of Coach Danny Nee's staff is first-year assistant coach Randy Roth. An 11-year collegiate assistant, Roth joins the Husker staff after five seasons on Randy Ayers' staff at Ohio State.

Roth replaces Bill Johnson, who left the Husker program after two seasons to become a full-time assistant at Columbia University. Roth will handle the majority of NU's opponent scouting and film breakdown and serve as the Huskers' on-campus recruiting coordinator. On the court, Roth will work primarily with Nebraska's swing players.

At Ohio State, Roth handled the majority of Buckeyes' opponent scouting and also directed Ayers' summer basketball camps. Before his stint at Ohio State, Roth served as an assistant at Ohio University for three seasons, Butler University for two years and Akron for one season. Roth has coached five players

◆ *Randy Roth has recruited and coached five student-athletes who went on to play in the NBA and one player who went on to the National Football League.*

who went on to play in the NBA and former Ohio State center Ricky Dudley, a tight end for the NFL's Oakland Raiders.


Roth and Nee first became associated when Nee was the head coach at Ohio University. Roth served as a graduate assistant during Nee's last two years as head coach at Ohio in 1985 and 1986. Roth then served as a Bobcat full-time assistant for three seasons after Nee came to Nebraska. During his three seasons in Athens, Ohio twice reached the NCAA Tournament and played in the NIT once.

The 37-year old Ohio native began his coaching career at Logan (Ohio) High School during the 1982-83 season. Roth spent one season as an assistant coach at Eastern Arizona Junior College before moving on to Ohio University.

Roth received his bachelor's degree in education from Ohio University in 1983 and his master's in higher education/athletic administration from Ohio in 1987. Roth and his wife, Jeanine, have a three-year old son, Connor Ray and an infant daughter, Casey Faye, born on April 28, 1997.

THE ROTH COACHING FILE

1993-97 Assistant, Ohio State University
 1992 Assistant, Akron University
 1990-91 Assistant, Butler University
 1987-89 Assistant, Ohio University
 1985-86 Volunteer Assistant, Ohio University
 1984 Assistant, Eastern Arizona Junior College
 1983 Assistant, Logan (Ohio) High School



NEBRASKA ASSISTANT COACHES (1926-97)

Amen, Paul, 1940-41	Johnson, Bill, 1996-97
Armstrong, Charles, 1938, 1942-43	Lewandowski, A.J., 1938-40
Baack, Tom, 1978-86	Mitchem, Lynn, 1987-92
Bargen, Gary, 1987-95	Porter, Lonnie, 1973-1977
Carter, Tim, 1984	Potter, Glenn, 1964-70
Cipriano, Randy, 1982-86	Reid, Arden, 1987-1989
Farley, Doug, 1985-86	Roth, Randy, 1st year
Fisher, Morris, 1935-37	Sharpe, Tony, 1947-63
Gates, Bob, 1964-66	Smith, Jeff, 1990-95
Hammond, John, 1981	Spoonhour, Charlie, 1982-83
Harshman, Dave, 1978	Stevens, Ed, 1967
Harrell, Bill, 1968-69	Stewart, Ron, 1980
Howard, Scott, 1996-present	Williams, Jimmy, 1993-present
Hughes, Rex, 1970-72	Whitehead, Milton "Bus", 1955
Iba, Moe, 1971-80	Note: Active coaches in bold.

HUSKER BASKETBALL STAFF



NICK JOOS
*DIRECTOR OF
BASKETBALL OPERATIONS*

Nick Joos is in his 11th year at Nebraska and his third as Director of Basketball Operations. Joos spent eight years in the Nebraska sports information office before accepting his new position in the summer of 1995.

A native of West Des Moines, Iowa, Joos graduated from Iowa State University in 1987 with a bachelor's degree in journalism and mass communications. He was a student assistant in the Cyclone sports information office from 1982-87.

Joos is responsible for all basketball related administrative duties, including scheduling, team travel and budgeting. He has directed major redesign projects of the Husker locker room and ready room and was responsible for the new Devaney Center floor design last season. Joos has also coordinated the purchase of a new state-of-the-art video system for the basketball office.

Joos worked three NCAA Final Fours, two U.S. Olympic Festivals (1989-1990) and the 1991 Pan Am Games for the USOC. Formerly a CoSIDA member, Joos has served on the organization's publications, NCAA legislation liaison and Academic All-American committees. He and his wife Jill have a son, Christopher, 14, and an 18-month old daughter, Jenna.



TROY ODEGAARD
*NEBRASKA BASKETBALL
VIDEO COORDINATOR*

Troy Odegaard begins his first season as Nebraska's video coordinator. Odegaard is responsible for breaking down all Husker game films and exchanging film with Husker opponents.

Odegaard joins the Nebraska staff after two seasons as a graduate assistant coach at South Dakota State. He helped the Jackrabbits to two North Central Conference titles and two Division II NCAA appearances. SDSU advanced to the Elite Eight last season and had a two-year record of 49-10 with Odegaard on staff. Before coaching at South Dakota State, Odegaard was an assistant for three seasons at Yankton (S.D.) College and was the head coach at KeyaPaha (Neb.) High School from 1988-92.

Odegaard graduated from Dakota Wesleyan University in 1987 with a bachelor's degree in physical education and math. He was a three-year letterwinner in football at Dakota Wesleyan. While coaching at SDSU, Odegaard earned a master's degree in physical education. Odegaard and his wife, Julie, have been married for seven years. The couple has a three-year-old daughter, Aubrie and a two-year-old son, Jacoby.



*Kim Baete
Office Assistant*



*Jeff Benda
Manager*



ELLEN SHUTTS
COACH NEE'S SECRETARY

Ellen Shutts is in her 11th year as secretary to Head Coach Danny Nee, and her 18th at the University of Nebraska. Before moving into the men's basketball office, she served as secretary to UNL Student Union Food Service Director Ron Pushcar for seven years. Ellen and her husband, Rob, are the parents of a daughter Erin, 16, and a son, Ryan, 14.



*Tim Davis
Student Trainer*



*Danielle Ekeler
Office Assistant*



*Mike Gooding
Basketball Trainer*




*Mike Heinemann
Manager*



*Steve Hinerman
Manager*



*Heidi Lauby
Office Assistant*



*Kelly Madden
Manager*



*Jay Rine
Manager*



*Jay Terry
Basketball Equipment
Manager*



*Chad Wade
Basketball Strength
Coach*



BILL BYRNE

DIRECTOR OF ATHLETICS
FIFTH YEAR

In his fifth year at Nebraska, Bill Byrne continues to lead and improve one of the nation's best athletic programs. Byrne became the 11th Nebraska Director of Athletics

on June 26, 1992, replacing the legendary Bob Devaney.

He came to Nebraska following 10 successful years at the University of Oregon. Highly respected among his peers, Byrne was elected vice-president and secretary-treasurer of the College Football Association. He is a member of the NCAA Legislative Strategic Planning Cabinet and has served on the NCAA Special Committee on Marketing and Licensing and the Committee on Special Events. He has worked tirelessly to establish a close relationship with the NU community and Husker fans. For five years, Byrne has canvassed the state visiting with boosters to learn the needs of all Husker fans.

Among his many accomplishments at Nebraska, Byrne has continually upgraded facilities, including the addition of two HuskerVision replay boards at Memorial Stadium in 1994. Beside becoming the first collegiate-owned venue to feature replay boards for its fans, Memorial Stadium was renovated to include a state-of-the-art training room, expanded locker rooms for coaches and players, a new public address system, expanded restrooms and expanded concession areas. Section 14 was rebuilt in 1994 to offer increased seating for disabled fans.

Byrne's future plans ensure that NU's facilities remain the nation's best for Husker athletes and fans. He enlisted the Kansas City, Mo., firm of HOK Sports to develop a master facilities plan for the athletic program. A new press box and sky boxes are part of the renovation plans for Memorial Stadium, along with an expanded main concourse area. The East Stadium Plaza is being developed, while waterproofing and concrete repair continue throughout the stadium. The Athletic Ticket Office relocated to the Stadium Drive Parking Garage, and the new Huskers Authentic retail store was built in fall of 1997.

The Bob Devaney Sports Center will receive a new locker room for women's staff and a new roof over the pool area. The central concessions will also be remodeled. The press box will expand at the NU Softball Complex, along with improvements at the NU Coliseum. Last year, the Devaney Center received a new sound system, new weight room, new women's basketball locker room and a passenger elevator. Buck Beltzer Stadium received new infield turf, and the NU Softball Complex got new dugouts. The computer center in the Boekel Academic Center also tripled in size. The Michael Grace Production Studio in West Stadium and new scoreboards at the NU Softball Complex, Buck Beltzer Stadium and the Bob Devaney Sports Center indoor track are also recent additions.

Byrne's leadership has kept the Huskers among the nation's elite. In fact, during the 1996-97 season, Nebraska:

- ◆ recorded its best finish ever in the Sears National Directors' Cup standings, with a fourth-place showing in Division I.
- ◆ won six Big 12 championships (volleyball, soccer, women's swimming, women's gymnastics, men's and women's indoor track).
- ◆ finished in the top 10 nationally in seven sports (men's: football and cross country; women's: volleyball, soccer, swimming, gymnastics and indoor track).
- ◆ was chosen by the *Dallas Morning News* as the best athletic department in the Big 12 Conference.

With Byrne's leadership, Nebraska became the first Big Eight school to add women's soccer as a varsity sport in 1994. Byrne continues to expand opportunities for Husker athletes. During 1997-98, women's bowling will be added as a varsity sport, and women's rifle will begin for the 1998-99 season, giving the Huskers 24 sports, the most in the Big 12.

Along with maintaining the highest standards on the field, Byrne has reorganized the department for the 21st century. Stressing more efficient use of resources, Byrne has created a one-stop shopping type of organization to meet the needs of student-athletes, fans and contributors. He also reorganized Nebraska's fund-raising efforts and started an integrated marketing and licensing program.

Byrne is recognized as a national leader in intercollegiate athletics and continues to make an aggressive effort to help place conference officials on key NCAA committees to represent Big 12 institutions. He has been instrumental in conference development and an active voice in its planning.

In conjunction with the rest of the Nebraska's administration, Byrne has arranged to use the Husker football and basketball networks to promote causes and concerns important to the entire university community, including the institution's increased role in research.

Before bringing his expertise to Nebraska, Byrne was the Oregon Director of Athletics. He assumed the duties of director of athletics in May 1984, as one of the youngest directors in Division I. Byrne established fund-raising offices in Portland and southern Oregon and established a full-time marketing and promotions operation, which blossomed to encompass the Oregon Sports Network for statewide in-house production of Ducks' games on radio and television.

Byrne led the \$19 million fund drive at Oregon that resulted in new homes for the Ducks' football team and athletic department offices. He was responsible for the construction of a new press box, sky suites and total renovation of Autzen Stadium, which concluded in 1991. Two years later, the facility's Hall of Champions was dedicated in Byrne's honor.

Byrne has served as president of the National Association of Collegiate Directors of Athletics (NACDA) in 1991-92, and is in his sixth year on the NACDA Executive Committee. He was also chairman of the Pac-10 Conference Executive Committee and was the National Athletic Fundraisers Association National Fundraiser-of-the-Year.

Byrne grew up in Idaho and attended Idaho State. He was the student body president and received bachelor's and master's degrees in business from Idaho State in 1967 and 1971. Before going to Oregon in 1982, he was Assistant Athletic Director at San Diego State (1980-82), Executive Director of the New Mexico Lobo Club (1976-79) and Director of Alumni Relations at Idaho State (1971-76).

Byrne's wife, Marilyn, is the Dean of Graduate Studies in Education at Doane College and earned her Ph.D. in Higher Education Administration from NU. The Byrnes have two sons and a 2-year-old grandson, Nicholas. Nicholas' parents, Greg and Regina, live in Portland, Ore., where Greg is an athletic fundraiser for the University of Oregon. Their other son, Bill, was recently promoted to section manager for Visa in its world-wide computer center located in San Mateo, Calif.



The Byrne family (from left): Regina, Greg, Marilyn, Nicholas, Bill and Bill, Jr.

DR. JAMES MOESER



**CHANCELLOR,
UNIVERSITY OF
NEBRASKA-LINCOLN**

James Moeser became the 18th chancellor of the University of Nebraska-Lincoln on Feb. 1, 1996. He holds the rank of professor of music. Since arriving, Moeser (pronounced MEE-zer) has promoted an ambitious agenda. He

has emphasized undergraduate education, keeping Nebraska's best students in Nebraska. He is working to increase the rigor of Nebraska's undergraduate curriculum while improving student recruitment and retention. He is especially interested in expanding the Honors Program with more courses, scholarships and residential learning experiences.

His second goal is to build world-class programs in areas Nebraska has identified strengths. He promotes efficient business practices to generate savings to be channeled into

NEBRASKA'S CHANCELLORS

1871-1876	--	Allen R. Benton
1876-1882	--	Edmund B. Farfield
1884-1889	--	Irvin J. Manatt
1891-1895	--	James H. Canfield
1895-1899	--	George E. MacLean
1900-1908	--	E. Benjamin Andrews
1908-1927	--	Samuel Avery
1927-1938	--	E.A. Burnett
1938-1946	--	Chauncey S. Boucher
1947-1953	--	R.G. Gustavson
1953-1954	--	John K. Selleck
1954-1968	--	Clifford Hardin
1968-1971	--	Joseph Soshnik
1972-1975	--	James H. Zumberge
1975-1976	--	Adam C. Breckenridge
1976-1980	--	Roy A. Young
1980-1981	--	Robert H. Rutford
1981-1991	--	Martin A. Massengale
1991-1995	--	Graham B. Spanier
1995-1996	--	Joan R. Leitzel*
1996-present	--	James Moeser

*interim

Moeser worked his way through the academic ranks until being named Dean of the School of Fine Arts. He was named Althaus Distinguished Professor of Organ in 1984, the first academic dean at Kansas ever to be named to a distinguished professorship. He was appointed Dean of the College of Arts and Architecture at Penn State in 1986 and was executive director of University Arts Services in charge of Penn State's cultural programs. He became Vice President for Academic Affairs and Provost at South Carolina in 1992.

Born and raised in Texas, Moeser earned a bachelor of music degree with honors in 1961 and a master's of music in 1964 from Texas at Arlington. He completed advanced study in Berlin and Paris under a Fulbright grant and earned a doctor of musical arts from Michigan in 1967. He has an international reputation as a concert organist and concertized until 1993.

Chancellor Moeser's wife, Susan Dickerson Moeser, also holds a doctor of musical arts degree and is a faculty member in the UNL School of Music with an active concert organ schedule. Moeser is the father of two children, one is a college student in Kansas, and the other is a journalist in Phoenix.

JOSEPHINE POTUTO, J.D.



**INSTITUTIONAL
REPRESENTATIVE**

Josephine Potuto, the Richard H. Larson Professor of Constitutional Law, became Nebraska's eighth institutional representative to the NCAA on May 15, 1997. She officially assumed her duties July 1, but she attended the Big 12

Conference spring meetings May 19-23 in Dallas.

Potuto is secretary and vice chairwoman of the rules governance committee of the university's NCAA certification committee, and in 1996, she completed a three-year term on the academic senate's intercollegiate athletics committee. During that term, the committee reevaluated and rewrote Nebraska's policy governing student-athletes' class absences for competition. Potuto also chaired a subcommittee that created a policy for student-athlete appeals of withdrawal of athletic scholarships.

Potuto joined the Nebraska law faculty as an assistant professor in 1974. She was named to the Larson professorship in 1988 and has been a faculty member at NU's Center of Children, Family and the Law since 1987. She has been a visiting professor of law at the University of Arizona, Rutgers University, the Cardozo

College of Law at New York's Yeshiva University, the University of Oregon, the University of North Carolina and Seton Hall University.

While on sabbatical during the 1983-84 academic year, she was an assistant prosecutor in Essex County

(Newark), N.J. She has also spent four of the last six summers working in the prosecutor's office in Morris County, N.J.


She is a member of the bar for the U.S. Supreme Court, the U.S. Court of Appeals for the Third Circuit, U.S. District Court and the state bars in Nebraska and New Jersey.

Potuto earned her bachelor's degree in journalism at Rutgers' Douglass College in 1967, then earned her master's degree in English literature at Seton Hall in 1971. She received her juris doctorate at the Rutgers Law College in 1974.


NEBRASKA'S FACULTY REPS

1931-46	--	T.J. Thompson
1947-58	--	Earl Fullbrook
1959-64	--	Charles S. Miller
1965-68	--	Merk Hobson
1969-70	--	John R. Davis
1971-82	--	Keith L. Broman
1982-97	--	James O'Hanlon
1997-present	--	Josephine Potuto

UNIVERSITY OF NEBRASKA
BOARD OF REGENTS AND ADMINISTRATION



*Dr. L. Dennis Smith,
President, Univ. of Nebraska*



*Robert M. Allen
Hastings*



*Don S. Blank, D.D.S
McCook*



*Chuck Hassebrook
Walthill*



*Drew Miller, Ph.D.
Papillion*



*Nancy L. O'Brien, Ph.D.
Waterloo*



*John W. Payne
Kearney*



*Rosemary Skrupa, J.D.
Omaha*



*Charles S. Wilson, M.D.
Lincoln*



*Bryan Reichmuth
UN-Kearney*



*Curtis Ruwe
UN-Lincoln*



*Sarah Svoboda
UN-Medical Center*



*Jason Winterboer
UN-Omaha*

THE UNIVERSITY OF NEBRASKA ATHLETIC STAFF



Bill Byrne
Director of Athletics



Glen Abbott
Equipment Manager



Dr. Lonnie Albers
Director of Athletic Medicine



John Anderson
Ticket Manager



John Archer
West Stadium Strength Coach



Mike Arthur
Assistant Director of Athletic Performance



Chris Bahl
Director of Athletic Licensing and Sales



Bryan Bailey
Coordinator of Reconditioning



Cindy Bell
Director of Integrated Systems



Cindy Benda
Assistant Athletic Trainer



Delinda Blanck
Development Officer



Brad Brown
Assistant Athletic Trainer



Don Bryant
Sports Information Director Emeritus



Craig Busboom
Accounting Manager



Courtney Carter
Assistant West Stadium Strength Coach



Dr. Pat Clare
Chief of Staff, Orthopedic Surgeon



Heidi Cuca
Marketing Director



Tom Dufresne
Physical Therapist



Dr. Robert Dugas
Team Orthopedist



Dave Ellis
Coordinator of Performance Nutrition



Boyd Epley
Assistant A.D., Director of Athletic Performance



Dave Finn
Video Equipment Purchase Coordinator



Gary Fouraker
Associate A.D., Business & Finance



Randy Gobel
Assistant Director of Athletic Performance



Kirk Hartman
HuskerVision Video Production Specialist



Dr. Tom Heiser
Team Physician, Orthopedist



Dr. Barbara Hibner
Associate A.D., Senior Women's Administrator



Robert Hicks
Coordinator of University Programs



Butch Hug
Director of Events



John Ingram
Director of Facilities



Shot Kleen
HuskerVision Chief
Engineer



Norma Knobel
Administrative
Services Manager



Beth Kuchta
Academic Counselor



Hank Largin
Assistant Sports
Information Director



Dennis Leblanc
Assistant A.D.,
Academic Programs/Services



Doug Lillie
Devaney Center
Superintendent



Jennifer Little
Assistant Sports
Information Director



Paul Meyers
Development
Officer



Brad Nachtigal
Event Management
Specialist



Doak Ostergard
Associate Head
Athletic Trainer



Tom Osborne
Assistant A.D.,
Head Football Coach



Al Papik
Senior Associate A.D.,
Compliance Coordinator



Jack Pierce
Director of
Athletic Development



Kim Schellpeper
Coordinator of Learning
Development Programs



Jeff Schmahl
Director of HuskerVision



Rick Schwieger
Production
Specialist



Bill Shepard
Grounds Manager



Dr. Jack Stark
Performance Psychologist



Jeff Steele
Event Management
Specialist



George Sullivan
Head Trainer Emeritus



Barry Swanson
Marketing Coordinator



Scott Strasburger, M.D.
Team Physician, Orthopedist



Jerry Weber
Head Athletic Trainer



Keith Zimmer
Assoc. Dir. of Academic
& Student Services





THE CORNHUSKER LEGEND

Before 1900, Nebraska football teams were known by such names as the Old Gold Knights, Antelopes and the Bugeaters. But in 1900, Lincoln sportswriter Charles S. (Cy) Sherman, who was to gain national renown as the sports editor of the Lincoln Star and help originate the Associated Press poll, tired of referring to the Nebraska teams with such an unglamorous term as Bugeaters. Iowa had, from time to time, been called the Cornhuskers, and the name appealed to Sherman.

Iowa partisans seemed to prefer Hawkeyes, so Sherman started referring to the Nebraska team as Cornhuskers, and the 1900 team was first to bear that label.

Of course, the name caught on and became a Nebraska byword, eventually becoming the official nickname for the state.

There is no official symbol of a Cornhusker and various cartoonists have caricatured the mystical something that typifies Nebraska football—some winning fan approval and others arousing fan ire.

The cartoon character, "Herbie Husker", evolved out of Nebraska's trip to the 1974 Cotton Bowl in Dallas. Artist Dirk West of Lubbock, Texas, designed a Cornhusker cartoon for the Cotton Bowl press headquarters that caught the eye of former Husker SID Don Bryant. Later, Bryant contacted West for permission to use the cartoon and West expressed a desire to refine his original cartoon and improve some of the character's features. As a result, West was commissioned to draw an original Cornhusker cartoon character that serves as a mascot for all Husker athletic teams.

"Herbie" is the registered logo of the Cornhusker Athletic Department, which controls its use. West's concept of Nebraska football is appropriate—a burly, rugged and confident fellow who is proud of both the athletic and the agricultural traditions of the University of Nebraska.

In recent years, the University has also a basketball above a script "Huskers" for a logo, the Cornhuskers' football helmet

superimposed on a script "Huskers" for a football logo, and four years ago, unveiled a block N logo with a script "Huskers." All are registered trademarks of the Athletic Department.



UNIVERSITY OF NEBRASKA ATHLETIC LICENSING AND SALES

The University of Nebraska Licensing Program added another dimension to its areas of responsibility by expanding into sales in 1997. This new venture will take the form of the retail development "Huskers Authentic." Located in the first floor of the new parking garage on Stadium Drive, the store will be the No. 1 collegiate concept store in America.

Demand for authentic Husker products is at an all-time high, and the athletic department decided to answer the demand with its own retail outlet featuring exactly what the name implies, authentic Husker products. Husker fans can now purchase equipment and apparel from a store that can assure fans that they are getting the authentic product.

In 1981, the University of Nebraska began a licensing program to protect the use of its name and symbols and ensure that the public properly identify and associate NU logos on products bearing the institution's marks. Under the leadership of Director of Licensing and Sales Chris Bahl and assistant Renee Black (402) 472-9446, the Nebraska licensing department has become one of the nation's largest revenue-producing universities. Husker products are licensed around the world. The licensing department, considered one of the most innovative in the United States, is committed to building cooperative relationships with licensees and developing markets for "Officially licensed products of the University of Nebraska."

Nebraska joined a consortium of other universities across the country to bring consistency in the marketplace for officially licensed collegiate products, protect the names and logos of universities and generate revenue to support scholarship programs and projects of those universities.



LOOK FOR THE LABEL

How do you tell if merchandise seen in stores or on the street is authorized by the University of Nebraska? Just look for the "Officially Licensed Collegiate Products" label shown above. If the label is not there, the merchandise is not licensed. For further licensing information, please contact:

The Collegiate Licensing Company
320 Interstate North
Suite 102
Atlanta, GA 30339
(404) 956-0520

1997-98 OPPONENTS





DEVAN... SPO



1997-98 HUSKER OPPONENTS

1997-98 NEBRASKA MONTH-BY-MONTH SCHEDULE

Sunday	Monday	Tuesday	Wednesday	Thursday	Friday	Saturday	
North Carolina-Greensboro 1:05 p.m. Devaney Center 16	17	18	Western Illinois 7:05 p.m. Devaney Center 19	20	21	New Orleans 7:05 p.m. Devaney Center 22	
23	24	Colorado State 7:05 p.m. Devaney Center 25	NOVEMBER		27	Texas-San Antonio 7:05 p.m. Devaney Center 29	
	at Tulsa 6 p.m. (ESPN2)	2	3	4	Ameritas North Carolina-Wilmington, 6:30 p.m. Devaney Center 5	Classic Cornell or Grambling State 6/8:15 p.m. Devaney Center 6	
 <p style="text-align: center;">Sam Jacobson--Minnesota</p>		DECEMBER					
			at Creighton 7:05 p.m. 9	10	11	12	at Minnesota 7 p.m. (Midwest SC) 13
		16	17	18	19	20	
							Rainbow Classic vs. Virginia 9:30 p.m. Honolulu, Hawaii 27
21	22	23	24	 <p style="text-align: center;">Corey Brewer--Oklahoma</p>			
28	Rainbow Classic BYU or Hawaii 3/9 p.m. Honolulu, Hawaii 29	Rainbow Classic Kansas/Ohio St./Vanderbilt/New Mexico State TBA 30	31			at Kansas 9:05 p.m. (ESPN) 3	
			JANUARY				
		6	at Oklahoma State 7:05 p.m. 7	10	11	12	
Colorado 12:05 p.m. Devaney Center (ESPN Regional) 11	12	13	14	15	16	17	

1997-98 NEBRASKA MONTH-BY-MONTH SCHEDULE

Sunday	Monday	Tuesday	Wednesday	Thursday	Friday	Saturday
Oklahoma 12:05 p.m. Devaney Center (ESPN Regional) 18			at Texas 8:05 p.m. (ESPN Regional) 21	22	23	Iowa State 12:45 p.m. Devaney Center (ESPN Regional) 24
25			at Kansas State 7:05 p.m. 28	29	30	31
Kansas 2:35 p.m. Devaney Center (ABC) 1			at Missouri 7:05 p.m. 4	5	6	Kansas State 12:45 p.m. Devaney Center (ESPN Regional) 7
	Roy Williams--Kansas		FEBRUARY			
8	9	10	at Texas A&M 7 p.m. 11			Baylor 7:05 p.m. Devaney Center 14
15	16	17	Missouri 7:05 p.m. Devaney Center 18			at Colorado 7:05 p.m. 21
22		24	Texas Tech 7:05 p.m. Devaney Center 25		26	27
1		3			Phillips 66 Big 12 Tournament Kemper Arena Kansas City, Mo. 5	Phillips 66 Big 12 Tournament Kemper Arena Kansas City, Mo. 6
			MARCH			
Phillips 66 Big 12 Tournament Kemper Arena Kansas City, Mo. 8		10	11	NCAA Tournament First Round 12	NCAA Tournament First Round 13	NCAA Tournament Second Round 14
NCAA Tournament Second Round 15	Kelly Thames--Missouri		18	NCAA Tournament Regionals 19	NCAA Tournament Regionals 20	NCAA Tournament Regionals 21

UNC GREENSBORO SPARTANS

1:05 P.M. ♦ SUNDAY, NOVEMBER 16, 1997 ♦ BOB DEVANEY SPORTS CENTER ♦ LINCOLN, NEB.



Randy Peele
Head Coach



Derrick Nix
Guard

SPARTAN OUTLOOK

1996-97 Record: 10-20, 6-8 in Big South (sixth)
Final 1997 National Ranking: none
1997 Postseason Play: none
Lettermen Returning/Lost: 7/2
Starters Returning/Lost: 3/2

Top Returnees

Name	Pos.	Ht.	Wt.	Yr.	Pts.	Reb.
Derrick Nix	G	6-2	180	Sr.	11.2	4.5 apg
Larry Gilbert	C	6-9	225	Sr.	11.0	6.7
Demetrius Cherry	F	6-8	235	Jr.	7.3	6.1

Top Newcomers

Name	Pos.	Ht.	Wt.	Yr.
Nathan Jameson	G	6-2	190	Fr.
Aaron Chavis	F	6-7	245	Fr.
Geoff Williams	F	6-4	190	Fr.
Randy Woodard	F	6-7	205	Jr.

Key Losses

Name	Pos.	Ht.	Pts.	Reb.
Tony Daughtry	G/F	6-5	12.5	3.6
Jeremy Davis	G/F	6-4	10.8	3.7

1997-98 Schedule

Nov. 16	at Nebraska	L, 57-69
Nov. 18	Charlotte Royals (exh.)	L, 52-88
Nov. 22	at Syracuse	W, 55-53
Nov. 29	William & Mary	L, 56-73
Dec. 3	at Duke	L, 56-82
Dec. 6	North Carolina A&T*	W, 65-62
Dec. 18	at Vanderbilt	W, 71-59
Dec. 20	at Belmont	L, 72-73
Dec. 29-30	Dr. Pepper Classic**	L, 61-69
Dec. 29	Chattanooga	L, 40-65
Dec. 30	Richmond/UNC Asheville	W, 78-70
Jan. 3	The Citadel	W, 63-47
Jan. 5	at Virginia Military	L, 70-78
Jan. 10	at Georgia Southern	W, 78-64
Jan. 12	at Appalachian State	L, 49-87
Jan. 14	Belmont	L, 58-72
Jan. 17	East Tennessee State	W, 52-46
Jan. 19	at Western Carolina	L, 64-69
Jan. 24	at Wofford	L, 65-68
Jan. 26	Virginia Military	W, 81-77
Jan. 31	at East Tennessee State	W, 66-58
Feb. 2	Elon	L, 67-76
Feb. 4	Southern	L, 49-56
Feb. 7	Davidson	L, 72-79
Feb. 9	Western Carolina	W, 77-67
Feb. 14	at Davidson	L, 64-70
Feb. 17	Furman	L, 67-74
Feb. 21	Appalachian State	L, 65-69
Feb. 27	Southern Conference	L, 76-78
March 1	Tournament @ Greensboro	

1996-97 Results (10-20/6-8)

	at William & Mary	
	Stanford*	
	Arizona State*	
	Syracuse*	
	at Appalachian State	
	North Carolina A&T	
	Hampton	
	Northern Illinois**	
	Drexel**	
	at Georgia Tech	
	Loyola (Md.)	
	Md.-Baltimore County	
	Appalachian State	
	Charleston Southern	
	Duke	
	at Radford	
	at Liberty	
	at Loyola (Md.)	
	UNC Asheville	
	at Md.-Baltimore County	
	at Coastal Carolina	
	Winthrop	
	Liberty	
	at Charleston Southern	
	Radford	
	at Winthrop	
	at UNC Asheville	
	Coastal Carolina	
	Radford***	
	*-Carrs/Great Alaska Shootout, Anchorage	
	**-Franklin Lite Classic, Charleston, S.C.	
	***-Big South Tournament, Lynchburg, Va.	

HUSKER-SPARTAN NOTES

♦ This will be the first meeting between the schools.

GENERAL INFORMATION

Location: Greensboro, N.C.
Enrollment: 12,000
Founded: 1891
Nickname: Spartans
Colors: Gold, white and navy
Conference: Southern
Home Arena: Michael B. Fleming Gym (2,320)
Chancellor: Dr. Patricia A. Sullivan
Athletic Director: Nelson E. Bobb

COACHING STAFF

Head Coach: Randy Peele (Virginia Wesleyan '80)
Career Record: 30-30 in two years
Record at UNC Greensboro: same
Peele vs. NU: first meeting
Basketball Office Phone: (910) 334-3003
Best time to reach Peele: Weekday mornings
Assistant Coaches: Bob Williams, Darryl Kosciak
Basketball Trainer: Jaime Perez

SPORTS INFORMATION

SID Contact: Ty Buckner
Office Phone: (910) 334-4464
Home Phone: (910) 855-6956
E-Mail Address: buckner@homans.uncg.edu
SID FAX Number: (910) 334-3182
Press Row Phone: (910) 334-3270
Web Site Address: www.uncgspartans.com
SID Mailing Address: Sports Information Office, UNCG,
301 HHP Building, Greensboro, NC 27412-5001

KEY MEDIA CONTACTS

Local Beat Writer
Rob Daniels, News & Record, (910) 373-7082

Radio Network

Play-by-Play Announcer: Matt Park
Color Announcer: Tom Jorgensen
Flagship Station/Address: WTCK-AM
Phone: (910) 272-0995

WESTERN ILLINOIS LEATHERNECKS

7:05 P.M. ♦ WEDNESDAY, NOVEMBER 19, 1997 ♦ BOB DEVANEY SPORTS CENTER ♦ LINCOLN, NEB.



Jim Kerwin
Head Coach



Tony Ackerman
Guard

GENERAL INFORMATION

Location: Macomb, Ill.
Enrollment: 12,200
Founded: 1899
Nickname: Leathernecks
Colors: Purple and gold
Conference: Mid-Continent
Home Arena: Western Hall (5,139)
President: Dr. Donald S. Spencer
Athletic Director: Dr. Helen Smiley

COACHING STAFF

Head Coach: Jim Kerwin (Tulane '64)
Career Record: 71-69 in five years
Record at Western Illinois: same
Kerwin vs. NU: 0-1
Basketball Office Phone: (309) 298-1224
Best time to reach Kerwin: Monday-Friday, 10 a.m.-2 p.m.
Assistant Coaches: Brad Underwood, Marc Lowe
Basketball Trainer: Mike Pendergast

SPORTS INFORMATION

SID Contact: Doug Smiley
Office Phone: (309) 298-1133
Home Phone: (309) 837-6744
E-Mail Address: DougSmiley@cmail.wiu.edu
SID FAX Number: (309) 298-3366
Press Row Phone: (309) 298-1227
Web Site Address: www.wiu.edu/users/miath
SID Mailing Address: Western Hall-213
Macomb, IL 61455

KEY MEDIA CONTACTS

Local Beat Writer
Shelby Burgett, Macomb Journal (309) 833-2114

Radio Network
Play-by-Play Announcer: Larry Derry
Color Announcer: Brad Bainter
Flagship Station/Address: WKAI, 119 W. Carroll,
Macomb, IL 61455
Phone: (309) 837-5551

LEATHERNECK OUTLOOK

1996-97 Record: 19-10, 11-5 in Mid-Continent (2nd)
Final 1997 National Ranking: None
1997 Postseason Play: None
Lettermen Returning/Lost: 5/4
Starters Returning/Lost: 3/2

Top Returnees

Name	Pos.	Ht.	Wt.	Yr.	Pts.	Reb.
Mark Buckingham	G	6-4	190	Sr.	8.9	3.4
Brandon Creason	G	5-10	150	Jr.	8.3	2.1
Tony Ackerman	G	6-4	170	Sr.	7.5	5.1

Top Newcomers

Name	Pos.	Ht.	Wt.	Yr.
Geoff Alexander	F	6-5	215	Jr.
Chad Breedlove	F	6-9	220	Jr.
Wes Bryan	F	6-7	215	Jr.

Key Losses

Name	Pos.	Ht.	Pts.	Reb.
Janthony Joseph	F	6-9	20.2	8.0
Clint Ford	C	6-6	14.7	4.9
Mark Gagle	F	6-7	5.1	4.3

1997-98 Schedule

Nov. 19	at Nebraska
Nov. 22	at Wisconsin-Milwaukee
Nov. 25	St. Ambrose
Nov. 28-29	Murray State Tournament*
Nov. 28	Idaho State*
Nov. 29	Murray State/Holy Cross
Dec. 4-5	Montana Tournament**
Dec. 4	Illinois-Chicago*
Dec. 5	Montana*
Dec. 11	Illinois College
Dec. 13	Eastern Illinois
Dec. 21	Bradley
Dec. 31	Valparaiso
Jan. 3	UMKC
Jan. 8	at Chicago State
Jan. 10	at Northeastern Illinois
Jan. 15	Southern Utah
Jan. 17	Oral Roberts
Jan. 19	Youngstown State
Jan. 24	at SUNY-Buffalo
Jan. 31	at UMKC
Feb. 5	Northeastern Illinois
Feb. 7	Chicago State
Feb. 12	at Oral Roberts
Feb. 14	at Southern Utah
Feb. 19	SUNY-Buffalo
Feb. 23	at Youngstown State
Feb. 25	at Valparaiso
March 1-3	Mid-Continent Tournament @ Moline, Ill.

1996-97 Results (19-10, 11-5)

L, 66-81	Iowa
W, 69-52	at Wis.-Milwaukee
W, 79-78	at Eastern Illinois
W, 70-58	Wis.-Milwaukee
W, 93-53	Cardinal Stritch
L, 52-66	at Bradley
L, 62-74	Oklahoma*
W, 68-61	Southwest Texas*
L, 73-80	at UMKC
W, 84-77 (OT)	at Troy State
W, 67-56	Youngstown State
W, 99-64	at Chicago State
W, 90-74	at Northeastern Illinois
L, 85-95	Buffalo
W, 53-50	Central Conn. State
L, 71-75	Southern Utah
W, 84-78	at Valparaiso
W, 72-56	at Youngstown State
L, 81-88	at Buffalo
L, 75-78	Northeastern Illinois
W, 79-70	Chicago State
W, 83-67	at Central Conn. State
L, 74-83	Valparaiso
W, 79-61	St. Ambrose
W, 88-73	Troy State
W, 90-62	UMKC
W, 66-64	Youngstown State**
W, 80-77 (OT)	Buffalo**
L, 59-63	Valparaiso**

*-Murray, Kentucky

**-Missoula, Montana

*-at Oklahoma City

**-Mid-Continent Tournament

HUSKER-LEATHERNECK NOTES

- ♦ Nebraska holds a 2-0 edge in the series, winning two games in Lincoln
- ♦ NU pulled out a 69-62 win in 1994-95 and a one-point victory during the 1977-78 season.

SERIES RESULTS

Nebraska leads, 2-0

Date	Site	W/L	NU	WIU
12-21-77	H	W	73	72
12-17-94	H	W	69	62

In Lincoln: Nebraska leads, 2-0


In BDSC: Nebraska leads, 2-0

NEW ORLEANS PRIVATEERS

7:05 P.M. ♦ SATURDAY, NOVEMBER 22, 1997 ♦ BOB DEVANEY SPORTS CENTER ♦ LINCOLN, NEB.



Joey Stiebing
Head Coach



DeWaune Wesley
Forward

PRIVATEER OUTLOOK

1996-97 Record: 22-7, 14-4 in Sun Belt (tied for first)
Final 1997 National Ranking: None
1997 Postseason Play: 0-1 in NIT, lost to Pittsburgh
Lettermen Returning/Lost: 6/5
Starters Returning/Lost: 3/2

Top Returnees

Name	Pos.	Ht.	Wt.	Yr.	Pts.	Reb.
DeWaune Wesley	F	6-6	200	Sr.	12.0	7.8
Eddie Washington	C	6-8	265	Sr.	9.8	7.6
Corey Brown	G	6-4	186	Sr.	9.6	2.9

Top Newcomers

Name	Pos.	Ht.	Wt.	Yr.
Carlos Hinds	F	6-6	195	So.
Reggie Carter	G	6-3	175	Jr.
Kevin Elliott	F	6-6	230	Jr.

Key Losses

Name	Pos.	Ht.	Pts.	Rebs.
Kwan Johnson	F	6-4	14.0	5.9
Jason Wright	G	6-1	9.2	2.2

1997-98 Schedule

Nov. 22	at Nebraska
Dec. 13	at Villanova
Dec. 15	Southern
Dec. 19-20	UNO Christmas Classic
Dec. 19	Samford
Dec. 20	George Mason/No. Illinois
Dec. 22	Tulane
Dec. 27	Jacksonville
Dec. 29	Iowa State
Jan. 3	Old Dominion
Jan. 5	at Arkansas State
Jan. 8	Western Kentucky
Jan. 10	Lamar
Jan. 15	at Southwestern Louisiana
Jan. 17	at Lamar
Jan. 22	at Arkansas-Little Rock
Jan. 24	Southwestern Louisiana
Jan. 26	South Alabama
Jan. 29	Texas-Pan American
Jan. 31	at Western Kentucky
Feb. 5	at Louisiana Tech
Feb. 7	Arkansas State
Feb. 12	Arkansas-Little Rock
Feb. 14	at South Alabama
Feb. 19	Louisiana Tech
Feb. 21	at Texas-Pan American
Feb. 23	at Jacksonville
Feb. 27-	Sun Belt Conference Tourney
March 3	@ Lafayette, La.

1996-97 Results (22-7, 14-4)

W, 78-55	Tulane
W, 66-54	Middle Tennessee St.
W, 72-68	at San Francisco
L, 54-63	Santa Clara*
W, 71-62	Southern Mississippi
W, 61-46	at Va. Commonwealth
L, 63-73	at Louisiana Tech
W, 64-59	Harvard
W, 68-51	Holy Cross
W, 95-62	at Jacksonville
W, 82-79 (OT)	Arkansas-Little Rock
W, 78-45	Western Kentucky
W, 89-44	Texas-Pan American
W, 70-60	Arkansas State
L, 52-65	at South Alabama
W, 63-58	Louisiana Tech
W, 70-66	at Western Kentucky
W, 78-72	at Arkansas State
W, 58-51	South Alabama
W, 100-76	Southwestern Louisiana
W, 76-60	at Texas-Pan American
L, 61-69	at Lamar
W, 88-62	Jacksonville
W, 66-59	Lamar
W, 81-71	at Arkansas-Little Rock
L, 79-89	at SW Louisiana
W, 76-63	Jacksonville**
L, 53-59	Louisiana Tech**
L, 63-82	at Pittsburgh***

*-MetLife Classic, San Francisco
**-Sun Belt Tournament
***-National Invitation Tournament

GENERAL INFORMATION

Location: New Orleans, La.
Enrollment: 15,667
Founded: 1958
Nickname: Privateers
Colors: Royal blue, silver
Conference: Sun Belt
Home Arena: Kiefer UNO Lakefront Arena (10,000)
Chancellor: Dr. Gregory M. St. L. O'Brien
Athletic Director: Ron Maestri

COACHING STAFF

Head Coach: Joey Stiebing (Louisiana State, '85)
Career Record: first season
Stiebing vs. NU: first meeting
Basketball Office Phone: (504) 280-6230
Best time to reach Stiebing: Weekdays, 9-10:30 a.m.
Assistant Coaches: Bill Gleason, Anthony Anderson, Mike Giorlando
Basketball Trainer: Kevin McDaniel

SPORTS INFORMATION

SID Contact: Ed Cassiere
Office Phone: (504) 280-6284
Home Phone: (504) 888-4004
E-Mail Address: epcia@uno.edu
SID FAX Number: (504) 280-7240
Press Row Phone: (504) 280-3874
Web Site Address: <http://www.uno.edu/~spin>
SID Mailing Address: UNO Sports Information, New Orleans, La. 70148

KEY MEDIA CONTACTS

Local Beat Writer
Fred Robinson, The Times-Picayune (504) 826-3405
Radio Network: TBA

HUSKER-PRIVATEER NOTES

♦ This is the first meeting between Nebraska and New Orleans.

COLORADO STATE RAMS

7:05 P.M. ♦ TUESDAY, NOVEMBER 25, 1997 ♦ BOB DEVANEY SPORTS CENTER ♦ LINCOLN, NEB.



Stew Morrill
Head Coach



Ryan Chilton
Center

Top Returnees

Name	Pos.	Ht.	Wt.	Yr.	Pts.	Reb.
Bryan Christiansen	F	6-5	185	Sr.	15.6	6.1
Jameel Mahmud	G	5-11	160	Sr.	12.3	2.5
Ryan Chilton	C	7-0	225	Sr.	12.0	4.6
Matt Barnett	F	6-8	210	Sr.	10.1	7.8

Top Newcomers

Name	Pos.	Ht.	Wt.	Yr.
Ceedric Goodwyn	F	6-7	235	Jr.
Andre McKanstry	G	6-1	180	Jr.
Garrett Patik	F	6-7	210	Fr.

Key Losses

Name	Pos.	Ht.	Pts.	Reb.
none				

1997-98 Schedule

Nov. 15	Simon Fraser
Nov. 20	Northern Colorado
Nov. 25	at Nebraska
Nov. 29	at Nevada
Dec. 2	Colorado
Dec. 5-6	Ram Basketball Classic
Dec. 5	Troy State
Dec. 6	E. Washington/Columbia
Dec. 10	at Texas A&M
Dec. 13	Cleveland State
Dec. 22	at San Jose State
Dec. 30	at McNeese State
Jan. 3	Utah State
Jan. 8	New Mexico
Jan. 10	UTEP
Jan. 15	at Utah
Jan. 17	at Brigham Young
Jan. 21	San Jose State
Jan. 24	at Wyoming
Jan. 29	UNLV
Jan. 31	Air Force
Feb. 5	at UTEP
Feb. 7	at New Mexico
Feb. 12	Brigham Young
Feb. 14	Utah
Feb. 19	Wyoming
Feb. 26	at Air Force
Feb. 28	at UNLV
March 3-7	WACTournament@ Las Vegas

1996-97 Results (20-9, 10-6)

W, 83-55	Simon Fraser
W, 81-61	Adams State
L, 58-59	Texas A&M
W, 83-70	Bucknell
W, 86-64	Nevada
W, 89-45	Cal-State Sacramento
W, 72-61	Gonzaga
L, 69-76	at Colorado
W, 62-59	at Utah State
W, 89-66	Chicago State
W, 79-57	Denver
W, 71-67	at Cleveland State
L, 63-84	at Utah
W, 78-71	Wyoming
L, 65-85	at Hawaii
W, 93-90 (OT)	at San Diego State
W, 80-79	Fresno State
W, 80-76	San Jose State
W, 76-68	at UNLV
W, 71-61	at Air Force
L, 65-67 (OT)	at Wyoming
L, 67-82	Utah
W, 87-74	San Diego State
L, 79-83	Hawaii
W, 66-64	at San Jose State
L, 72-84	at Fresno State
W, 68-62	Air Force
W, 59-58	UNLV
L, 89-93	SMU*

*-WACTournament

HUSKER-RAM NOTES

♦ Nebraska defeated CSU 91-83 in Fort Collins in the first round of the 1996 NIT, which NU went on to win.

SERIES RESULTS

Nebraska leads, 7-2

Date	Site	W/L	NU	CSU
12-23-47	H	W	67	47
12-19-49	H	W	63	43
12-19-70	H	W	69	65
12-16-72	N	L	51	57
12-22-80	H	W	54	48
12-23-81	A	L	51	58 (OT)
1-4-84	H	W	56	54
1-12-85	A	W	88	78 (2OT)
3-14-96	A	W	91	83

In Lincoln: Nebraska leads, 5-0
In BDSC: Nebraska leads, 2-0

In Fort Collins: Nebraska leads, 2-1
At Neutral Sites: CSU leads, 1-0

GENERAL INFORMATION

Location: Fort Collins, Colo.
Enrollment: 21,600
Founded: 1870
Nickname: Rams
Colors: Green and gold
Conference: Western Athletic Conference
Home Arena: Moby Arena (10,000)
President: Dr. Albert Yates
Athletic Director: Tom Jurich

COACHING STAFF

Head Coach: Stew Morrill (Gonzaga, '74)
Career Record: 198-129 in 11 years
Record at Colorado State: 101-77 in six seasons
Morrill vs. NU: 0-1
Basketball Office Phone: (970) 491-6232
Best time to reach Morrill: weekday mornings
Assistant Coaches: Tony Fuller, Randy Rahe, Don Verlin
Basketball Trainer: Mike Biggs

SPORTS INFORMATION

SID Contact: Gary Ozzello
Office Phone: (970) 491-5067
Home Phone: (970) 493-5574
E-Mail Address: ramsid@lamar.colostate.edu
SID FAX Number: (970) 491-1348
Press Row Phone: (970) 491-3981
Web Site Address: www.colostate.edu/athletics
SID Mailing Address: Colorado State Media Relations,
215 D Moby Arena, Fort Collins, CO 80523-0120

KEY MEDIA CONTACTS

Local Beat Writer
Tony Phifer, The Coloradoan, (970) 224-7750

Radio Network

Play-by-Play Announcer: Wyatt Thompson
Color Announcer: Mitch Hyder
Flagship Station/Address: KIIIX Radio, 1611 So. College Ave.
Fort Collins, CO 80526
Phone: (970) 484-5449

RAM OUTLOOK

1996-97 Record: 20-9, 10-6 in WAC (fourth in division)
Final 1997 National Ranking: None
1997 Postseason Play: None
Lettermen Returning/Lost: 9/1
Starters Returning/Lost: 5/0

TEXAS-SAN ANTONIO ROADRUNNERS

7:05 P.M. ♦ SATURDAY, NOVEMBER 29, 1997 ♦ BOB DEVANEY SPORTS CENTER ♦ LINCOLN, NEB.



Tim Carter
Head Coach



Roderic Hall
Guard

ROADRUNNER OUTLOOK

1996-97 Record: 9-17, 4-12 in Southland (ninth)

Final 1997 National Ranking: None

1997 Postseason Play: None

Lettermen Returning/Lost: 7/5

Starters Returning/Lost: 4/1

Top Returnees

Name	Pos.	Ht.	Wt.	Yr.	Pts.	Reb.
Roderic Hall	G	6-1	175	Sr.	14.0	3.7
Steve Meyer	F	6-3	180	Jr.	12.2	3.7
Leon Watson	C	6-8	200	So.	8.1	4.2
Lloyd Williams	G	5-9	160	So.	7.5	2.6

Top Newcomers

Name	Pos.	Ht.	Wt.	Yr.
Michael Clemens	F	6-9	220	Jr.

Key Losses

Name	Pos.	Ht.	Pts.	Reb.
Darren Webber	F	6-7	12.0	6.0
Antoine Howard	G	6-0	8.8	2.8

1996-97 Schedule

Date	Opponent	Result	Score
Nov. 18	Midwestern State	W	70-56
Nov. 22	Missouri-Kansas City	W	90-78
Nov. 25	Angelo State	L	49-69
Nov. 29	at Nebraska	L	76-79
Dec. 5-6	SW Missouri St. Tournament	L	61-87
Dec. 5	Southwest Missouri State*	W	68-54
Dec. 6	Maine/Bowling Green*	W	77-74 (2OT)
Dec. 9	Texas-Pan American	L	51-99
Dec. 13	at Texas-El Paso	L	79-86
Dec. 18	at Texas-Pan American	W	82-76
Dec. 30	Wisconsin-Milwaukee	W	83-72
Jan. 3	at Northwestern State	W	78-75
Jan. 5	at Northeast Louisiana	L	59-77
Jan. 8	Stephen F. Austin	L	81-94
Jan. 10	Texas-Arlington	L	60-63
Jan. 17	at Nicholls State	L	105-111 (OT)
Jan. 19	at McNeese State	L	61-69
Jan. 24	Sam Houston State	L	85-100
Jan. 29	at Southwest Texas State	L	81-84
Feb. 2	at Sam Houston State	W	89-64
Feb. 5	Southeastern Louisiana	L	84-98
Feb. 7	McNeese State	L	101-108
Feb. 12	at Stephen F. Austin	L	78-86 (OT)
Feb. 14	at Texas-Arlington	L	71-78
Feb. 19	Northwestern State	W	74-60
Feb. 21	Northeast Louisiana	L	53-72
Feb. 26	Southwest Texas State	*	neutral court.
March 4-8	Southland Tournament@ Shreveport, La.		

1996-97 Results (9-17, 4-12)

Date	Opponent	Result	Score
	Angelo State		
	Abilene Christian		
	at Houston		
	at Nebraska		
	Gonzaga*		
	Cal-State Sacramento*		
	Idaho State		
	at Texas Tech		
	at Idaho State		
	Wisconsin-Milwaukee		
	Nicholls State		
	McNeese State		
	at Northwestern State		
	at Northeast Louisiana		
	Sam Houston State		
	Stephen F. Austin		
	at Texas-Arlington		
	Southwest Texas State		
	Northeast Louisiana		
	Northwestern State		
	at McNeese State		
	at Nicholls State		
	at Southwest Texas St.		
	Texas-Arlington		
	at Sam Houston State		
	at Stephen F. Austin		

*-Springfield, Mo.

HUSKER-ROADRUNNER NOTES

♦ Nebraska overcame a nine-point first-half deficit to defeat the Roadrunners in Lincoln last season.

SERIES RESULTS

Nebraska leads, 2-0

Date	Site	W/L	NU	UTSA
11-27-93	H	W	96	85
12-3-96	H	W	79	76

In Lincoln: Nebraska leads, 2-0

In BDSC: Nebraska leads, 2-0

GENERAL INFORMATION

Location: San Antonio, Texas

Enrollment: 18,000

Founded: 1969

Nickname: Roadrunners

Colors: Orange, navy blue and white

Conference: Southland

Home Arena: UTSA Convocation Center (5,100)

President: Dr. Samuel A. Kirkpatrick

Athletic Director: Bobby Thompson

COACHING STAFF

Head Coach: Tim Carter

Career Record: 34-47 in three years

Record at Texas-San Antonio: 23-31 in two years

Carter vs. NU: 0-1

Basketball Office Phone: (210) 458-4162

Best time to reach Carter: MWF, 10 a.m.-2 p.m.

Assistant Coaches: Al Grushkin, Roland Ware

Basketball Trainer: Jerry Greeson

SPORTS INFORMATION

SID Contact: Rick Nixon

Office Phone: (210) 458-4551

Home Phone: (210) 829-5247

E-Mail Address: rnixon@maclan.utsa.edu

SID FAX Number: (210) 458-4569

Press Row Phone: (210) 458-4566

Web Site Address: utsa.edu/sports

SID Mailing Address: 6900 Loop, 1604 West

San Antonio, TX 78249-0691

KEY MEDIA CONTACTS

Local Beat Writer

John Whisler, San Antonio Express-News (210) 250-3373

Radio Network

Play-by-Play Announcer: Rick Nixon

Contact Person: Bill Hill

Flagship Station/Address: KENS Radio

5400 Fredericksburg Rd., San Antonio, TX 78299

Phone: (210) 599-5550

TULSA GOLDEN HURRICANE

6 P.M. ♦ ESPN2 ♦ MONDAY, DECEMBER 1, 1997 ♦ TULSA CONVENTION CENTER ♦ TULSA, OKLA.



Bill Self
Head Coach



Michael Ruffin
Forward

GOLDEN HURRICANE OUTLOOK

1996-97 Record: 24-10, 12-4 in WAC (2nd, Mountain)
Final 1997 National Ranking: None
1997 Postseason Play: 1-1 in NCAA Tournament, def. Boston, lost to Clemson
Lettermen Returning/Lost: 9/3
Starters Returning/Lost: 3/2

Top Returnees

Name	Pos.	Ht.	Wt.	Yr.	Pts.	Reb.
Rod Thompson	G	6-2	180	Sr.	9.9	2.7
Michael Ruffin	F	6-8	230	Jr.	8.6	10.0
Johnnie Gendron	G	6-3	185	Jr.	7.6	3.1

Top Newcomers

Name	Pos.	Ht.	Wt.	Yr.
Robert Bell	F	6-6	200	Fr.*
Marcus Hill	G	6-5	180	Fr.
Justin Wiggins	G/F	6-6	185	Fr.

Key Losses

Name	Pos.	Ht.	Pts.	Reb.
Shea Seals	G	6-5	20.9	5.9
Rafael Maldonado	C	6-11	5.0	4.2
Adrian Crawford	G	6-5	4.3	1.0

1997-98 Schedule

Nov. 17 Tulane
Nov. 21-23 Top of the World Classic*
Nov. 21 Gonzaga*
Nov. 22 Miss. St./Ala.-Fairbanks*
Nov. 23 Final Round*
Nov. 29 Houston
Dec. 1 Nebraska
Dec. 6 Wichita State
Dec. 8 Morgan State
Dec. 14 at Oral Roberts
Dec. 20 at Kentucky
Dec. 22 at Cleveland State
Dec. 28 Southwest Texas State
Dec. 30 Southern Illinois
Jan. 3 San Diego State
Jan. 5 Brigham Young
Jan. 10 at Rice
Jan. 15 at Fresno State
Jan. 17 at San Jose State
Jan. 24 Hawaii
Jan. 29 at SMU
Jan. 31 at Texas Christian
Feb. 5 Rice
Feb. 7 at Brigham Young
Feb. 12 San Jose State
Feb. 15 Fresno State
Feb. 19 at San Diego State
Feb. 21 at Hawaii
Feb. 26 Texas Christian
Feb. 28 SMU
March 3-7 WAC Tournament@
Las Vegas, Nev.
*Fairbanks, Alaska

1996-97 Results (24-10, 12-4)

W, 77-76 (OT) at UCLA*
W, 72-54 Oklahoma State*
L, 67-72 Duke*
W, 55-51 Evansville*
W, 79-50 Delaware State
L, 77-79 (2OT) at Houston
L, 64-67 St. Joseph's
W, 67-60 Temple
W, 56-53 at Wichita State
W, 76-60 Southwest Texas St.**
W, 78-75 Oklahoma**
L, 74-88 at Tulane
W, 66-58 at San Jose State
W, 80-48 Southern Utah
W, 77-70 Oral Roberts
W, 65-33 Rice
W, 80-57 New Mexico
W, 63-52 UTEP
W, 72-56 at BYU
L, 58-84 at Utah
W, 69-49 SMU
W, 96-79 TCU
L, 58-75 at Rice
W, 91-75 San Jose State
W, 90-57 at UTEP
L, 51-57 at New Mexico
W, 80-65 BYU
L, 54-56 Utah
W, 128-84 at TCU
W, 76-55 at SMU
W, 68-65 UNLV***
L, 59-64 TCU***
W, 81-52 Boston#
L, 59-65 Clemson#

*-Preseason NIT
**-at Oklahoma City
***-WAC Tournament, Las Vegas, Nev.
#-NCAA Tournament, Kansas City, Mo.

GENERAL INFORMATION

Location: Tulsa, Okla.
Enrollment: 4,300
Founded: 1984
Nickname: Golden Hurricane
Colors: Old gold, royal blue, crimson
Conference: Missouri Valley
Home Arena: Tulsa Convention Center (8,564)
President: Dr. Bob Lawless
Athletic Director: Judy MacLeod

COACHING STAFF

Head Coach: Bill Self (Oklahoma State '85)
Career Record: 55-54 in four years
Record at Tulsa: first year
Self vs. NU: first meeting
Basketball Office Phone: (918) 631-3132
Best time to reach Self: contact SID
Assistant Coaches: Norm Roberts, Billy Gillespie, John Phillips
Basketball Trainer: Kevin Beets

SPORTS INFORMATION

SID Contact: Don Tomkalski
Office Phone: (918) 631-2395
Home Phone: (918) 250-6803
E-Mail Address: tomkalskdj@centrum.utulsa.edu
SID FAX Number: (918) 631-3913
Press Row Phone: (918) 583-9493 or 583-9494
Web Site Address: www.utulsa.edu
SID Mailing Address: Tulsa Sports Information,
600 South College Ave., Tulsa, OK 74104-3189

KEY MEDIA CONTACTS

Local Beat Writer
Jimmie Tramel, Tulsa World (918) 581-8389

Radio Network

Play-by-Play Announcer: Bruce Howard
Color Announcer: J.V. Haney
Flagship Station/Address: KOLL Radio, University of Tulsa,
600 So. College Ave., Tulsa, OK, 74104-3189
Phone: (918) 631-3457

HUSKER-GOLDEN HURRICANE NOTES

♦ This will be the first meeting on the hardwood between Nebraska and Tulsa.

11TH ANNUAL AMERITAS CLASSIC

FRIDAY-SATURDAY ♦ DECEMBER 5-6, 1997 ♦ BOB DEVANEY SPORTS CENTER ♦ LINCOLN, NEB.

1997 TOURNAMENT PAIRINGS

Friday: 6:30 p.m. -- Nebraska vs. UNC Wilmington
8:30 p.m. -- Cornell vs. Grambling State
Saturday: 6:00 p.m. -- Consolation
8:15 p.m. -- Championship

PREVIOUS TOURNAMENT RESULTS

1987

First Round (8,803) **Finals (10,526)**
Nebraska 71, Lehigh 66 3rd-Lehigh 72, Ball State 64
Ohio State 64, Ball State 42 1st-Ohio State 72, Nebraska 63
All-Tournament Team: Jay Burson, Ohio State, MVP; Jerry Francis, Ohio State; Derrick Vick, Nebraska; Daren Queenan, Lehigh; Derrick Wesley, Ball State

1988

First Round (9,233) **Finals (10,159)**
Nebraska 90, North Texas 84 3rd-North Texas 82, Army 79 (OT)
San Jose State 84, Army 74 1st-Nebraska 90, San Jose St. 76
All-Tournament Team: Pete Manning, Nebraska, MVP; Clifford Scales, Nebraska; Steve Haney, San Jose State; Steve Rothert, Army; Ronnie Morgan, North Texas

1989

First Round (7,705) **Finals (9,427)**
Nebraska 117, Harvard 79 3rd-Air Force 73, Harvard 71
Pepperdine 82, Air Force 75 1st-Nebraska 104, Pepp. 100
All-Tournament Team: Rich King, Nebraska, MVP; Clifford Scales, Nebraska; Tom Lewis, Pepperdine; Shann Ferch, Pepperdine; Raymond Dudley, Air Force

1990

First Round (10,524) **Finals (11,982)**
NU 113, Tenn. Tech 92 3rd-Ala. State 92, Tenn. Tech 83
Bowling Green 94, Ala. St. 80 1st-Nebraska 99, B. Green 85
All-Tournament Team: Carl Hayes, Nebraska, MVP; Rich King, Nebraska; Van Usher, Tennessee Tech; Clinton Venable, Bowling Green; Steve Rogers, Alabama State

1991

First Round (11,253) **Finals (11,339)**
Nebraska 91, Texas A&M 68 3rd-Texas A&M 69, Del. State 67
E. Wash. 102, Del. State 68 1st-Nebraska 102, E. Wash. 67
All-Tournament Team: Dapreis Owens, Nebraska, MVP; Chris Cresswell, Nebraska; Eric Piatkowski, Nebraska; Miguel Johnson, Eastern Washington; David Edwards, Texas A&M; Tyrone Boger, Delaware State

1992

First Round (11,873) **Finals (12,023)**
Nebraska 108, Colgate 76 3rd-Colgate 76, Idaho State 68
Kent 81, Idaho State 73 1st-Nebraska 85, Kent 61
All-Tournament Team: Eric Piatkowski, Nebraska, MVP; Derrick Chandler, Nebraska; Rod Koch, Kent; Greg Holman, Kent; Darren Brown, Colgate; Jim Potter, Idaho State

1993

First Round (11,202) **Finals (11,022)**
Nebraska 94, Ohio 68 3rd-Ohio 68, Navy 50
Portland 94, Navy 93 1st-Nebraska 111, Portland 85
All-Tournament Team: Eric Piatkowski (MVP), Nebraska; Erick Strickland, Nebraska; Bruce Chubick, Nebraska; T.J. Hall, Navy; Gary Trent, Ohio; Matt Houle, Portland

1994

First Round (10,061) **Finals (10,075)**
NU 96, Morehead St. 55 3rd-Morehead St. 86, So. Miss 77
Idaho State 79, So. Miss. 76 1st-Nebraska 98, Idaho St. 72
All-Tournament Team: Erick Strickland (MVP), Nebraska; Jaron Boone, Nebraska; Tom Wald, Nebraska; Shabaka Lands, Idaho State; Glen Whisby, Southern Miss; Tyrone Boardley, Morehead State

1995

First Round (8,978) **Finals (9,033)**
NU 82, Ga. Southern 59 3rd-Pepperdine 69, Ga. Southern 59
Grambling 69, Pepperdine 62 1st-Nebraska 96, Grambling St. 80
All-Tournament Team: Jaron Boone (MVP), Nebraska; Erick Strickland, Nebraska; Duane Goebel, Georgia Southern; Will Weir, Pepperdine; Claude Coleman, Grambling State; James Hannah, Grambling State

1996

First Round (7,875) **Finals (9,033)**
NU 88, Coppin State 72 3rd-Coppin State 69, Colgate 59
Bowling Green 87, Colgate 75 1st-Nebraska 73, Bowling Green 68
All-Tournament Team: Tyronn Lue (MVP), Nebraska; Mikki Moore, Nebraska; Cookie Belcher, Nebraska; Antonio Daniels, Bowling Green; Terquin Mott, Coppin State; Adonal Foyle, Colgate



The 1996 Ameritas Classic featured a number of talented players. The all-tournament team consisted of three Huskers, MVP Tyronn Lue, Mikki Moore and Cookie Belcher. The other three members of the team were Bowling Green's Antonio Daniels (left), Coppin State's Terquin Mott (back left) and Colgate's Adonal Foyle (back right). Daniels and Foyle were both selected in the first eight picks in the 1997 NBA Draft.

AMERITAS CLASSIC RECORDS

Individual, Game

Points--39, Raymond Dudley, Air Force, vs. Harvard, 1989
Field Goals--13, Daren Queenan, Lehigh, vs. Ball State, 1987; Steve Rogers, Alabama State, vs. Tennessee Tech, 1990
FG Attempts--30, Raymond Dudley, Air Force, vs. Harvard, 1989
3-Point Goals--7, Chris Cresswell, Nebraska, vs. Texas A&M, 1991
3-Point Attempts--14, Roy Williams, Delaware State, vs. Eastern Washington, 1991
Free Throws--15, Steve Rothert, Army, vs. San Jose State, 1988
FT Attempts--16, Steve Rothert, Army, vs. San Jose State, 1988; Dapreis Owens, Nebraska, vs. Eastern Washington, 1991
Rebounds--19, Ronnie Morgan, North Texas, vs. Nebraska, 1988; Gary Trent, Ohio, vs. Navy, 1993
Assists--Jeff Bowling, Air Force, vs. Pepperdine, 1989
Blocks--7, Derrick Chandler, Nebraska, vs. Eastern Washington, 1991
Steals--7, Van Usher, Tennessee Tech, vs. Nebraska, 1990

Individual, Tournament

Points--70, Raymond Dudley, Air Force, 1989
Field Goals--23, Daren Queenan, Lehigh, 1987; Steve Rogers, Alabama State, 1990
FG Attempts--58, Raymond Dudley, Air Force, 1989
3-Point Goals--11, Raymond Dudley, Air Force, 1989
3-Point Attempts--24, Raymond Dudley, Air Force, 1989
Free Throws--23, Tyrone Boger, Delaware State, 1991
FT Attempts--28, Tyrone Boger, Delaware State, 1991
Rebounds--32, Gary Trent, Ohio, 1993
Assists--23, Jeff Bowling, Air Force, 1989
Blocks--10, Derrick Chandler, Nebraska, 1991
Steals--12, Van Usher, Tennessee Tech, 1990

AMERITAS CLASSIC TOP PERFORMERS

Jay Burson, Ohio State--1987 Ameritas MVP, 28 points in championship game victory over Nebraska
 Clifford Scales, Nebraska--Two-time Ameritas Classic All-Tourney Team
 Rich King, Nebraska--Two-time Ameritas Classic All-Tourney Team
 Eric Piatkowski, Nebraska--Three-time Ameritas Classic All-Tournament Team, Two-time MVP (1992, 1993)
 Erick Strickland, Nebraska--Three-time Ameritas Classic All-Tournament Team, 1994 MVP
 Jaron Boone, Nebraska--Two-time Ameritas All-Tourney Team, 1995 MVP
 Antonio Daniels, Bowling Green--Averaged 22.5 points and eight assists in two 1996 Ameritas Classic games
 Adonal Foyle, Colgate--Averaged 27 points and 18 rebounds in two 1996 Ameritas Classic games

Team, Game

Points--117, Nebraska, vs. Harvard, 1989
Field Goals--45, Nebraska, vs. Tennessee Tech, 1990
FG Attempts--88, Nebraska, vs. Tennessee Tech, 1990
FG Percentage--.583, Nebraska vs. Georgia Southern, 1995
3-Point Goals--11, Pepperdine, vs. Nebraska, 1989
3-Point Attempts--31, Delaware State, vs. Eastern Washington, 1991
3-Point Percentage--.600, Nebraska, vs. Texas A&M, 1991
Free Throws--38, Nebraska, vs. Pepperdine, 1989
FT Attempts--48, Nebraska, vs. Pepperdine, 1989
Free Throw Percentage--.900, Ball State, vs. Lehigh, 1987 (9-10)
Rebounds--68, Nebraska, vs. Tennessee Tech, 1990
Assists--35, Nebraska, vs. Bowling Green, 1990
Blocks--10, Nebraska, vs. North Texas, 1988
Steals--17, Nebraska, vs. Tennessee Tech, 1990

11TH ANNUAL AMERITAS CLASSIC




UNC WILMINGTON SEAHAWKS

6:30 P.M. ♦ FRIDAY, DEC. 5, 1997 ♦ BOB DEVANEY SPORTS CENTER ♦ AMERITAS CLASSIC ♦ LINCOLN, NEB.



Jerry Wainwright
Head Coach



Mark Byington
Guard

GENERAL INFORMATION

Location: Wilmington, N.C.
Enrollment: 9,100
Founded: 1947
Nickname: Seahawks
Colors: Green, gold and navy blue
Conference: Colonial Athletic Association
Home Arena: Trask Coliseum (6,100)
Chancellor: Dr. James R. Leutze
Athletic Director: Paul A. Miller

COACHING STAFF

Head Coach: Jerry Wainwright (Colorado College, '66)
Career Record: 45-41 in three years
Record at UNC Wilmington: same
Wainwright vs. NU: first meeting
Basketball Office Phone: (910) 962-3045
Best time to reach Wainwright: Mornings
Assistant Coaches: Kirk Saulney, Brad Brownell, Lamont Franklin
Basketball Trainer: Tom Lemley

SPORTS INFORMATION

SID Contact: Joe Browning
Office Phone: (910) 962-3236
Home Phone: (910) 799-6058
E-Mail Address: browningj@uncwil.edu
SID FAX Number: (910) 962-3686
Press Row Phone: (910) 962-3095
Web Site Address: www.uncwil.edu/athletics
SID Mailing Address: 601 South College Road,
Wilmington, NC 28403

KEY MEDIA CONTACTS

Local Beat Writer
Carter Strickland, The Wilmington Morning Star (910) 343-2263

Radio Network

Play-by-Play Announcer: Sam Gore
Color: Wayne Jackson
Contact Person: Chuck Sullivan
Flagship Station/Address: WMFD, 25 No. Kerr Avenue
Wilmington, NC 28403
Phone: (910) 791-3088

SEAHAWK OUTLOOK

1996-97 Record: 16-14, 11-7 in Colonial (tie 1st)
Final 1997 National Ranking: None
1997 Postseason Play: None
Lettermen Returning/Lost: 9/3
Starters Returning/Lost: 3/2

Top Returnees

Name	Pos.	Ht.	Wt.	Yr.	Pts.	Reb.
Stan Simmons	G	5-11	165	Jr.	11.8	5.4
Mark Byington	G	6-4	185	Sr.	10.7	2.1
Oleg Kojenets	C	6-10	263	Jr.	6.9	2.6

Top Newcomers

Name	Pos.	Ht.	Wt.	Yr.
Marcus Green	F	6-8	225	Fr.
Tadearl Pratt	F	6-5	210	Jr.
Dominick Scott	G	6-3	180	Fr.

Key Losses

Name	Pos.	Ht.	Pts.	Reb.
Bill Mayew	F	6-7	10.2	5.4
Lamont Franklin	G	6-2	4.2	2.0

1997-98 Schedule

Nov. 14	at Clemson
Nov. 17	at Rhode Island*
Nov. 24	Mount St. Mary's
Nov. 28-29	at Fayetteville Tipoff Classic**
Nov. 28	Western Carolina**
Nov. 29	Campbell/Charleston So.**
Dec. 3	at Princeton
Dec. 5-6	Ameritas Classic
Dec. 5	Nebraska
Dec. 6	Cornell/Grambling State
Dec. 20	at Connecticut
Dec. 22	at Coastal Carolina
Dec. 27	at Maryland
Jan. 3	at American
Jan. 5	at George Mason
Jan. 7	Old Dominion
Jan. 10	at Richmond
Jan. 12	at Virginia Commonwealth
Jan. 17	James Madison
Jan. 24	at East Carolina
Jan. 28	William & Mary
Jan. 31	George Mason
Feb. 2	at James Madison
Feb. 7	American
Feb. 9	Richmond
Feb. 11	at Old Dominion
Feb. 14	at William & Mary
Feb. 18	Virginia Commonwealth
Feb. 21	East Carolina
Feb. 25-	Colonial Conference Tournament
March 1	@ Richmond, Va.

*-Preseason NIT
**-Fayetteville, N.C.

1996-97 Results (16-14, 11-7)

L, 51-58	Alabama*
L, 54-74	Baylor*
L, 54-55	Alaska-Fairbanks
L, 35-68	at Wisconsin
L, 63-64	at SW Missouri State
W, 63-61	Campbell
W, 64-58	Manhattan
W, 71-54	Mississippi State
L, 46-47	Massachusetts
W, 72-58	Maine*
W, 71-64	Mount St. Mary's
L, 38-87	at Villanova
L, 59-63	George Mason
W, 60-59 (OT)	American
L, 53-75	at Va. Commonwealth
L, 45-61	at Old Dominion
W, 56-53	at William & Mary
W, 61-54	at James Madison
W, 56-53	Richmond
W, 57-51	East Carolina
W, 65-63	William & Mary
L, 49-54 (OT)	at American
W, 81-61	at George Mason
W, 74-73 (OT)	Old Dominion
W, 61-53	James Madison
L, 53-61	at Richmond
W, 91-81	Va. Commonwealth
L, 53-57	at East Carolina
W, 54-50	American**
L, 57-60	James Madison**

*-neutral court
*-Colonial Conference Tournament

HUSKER-SEAHAWK NOTES

♦ This is the first meeting between the Huskers and UNC Wilmington.

CORNELL BIG RED

6/8:15 P.M. ♦ SATURDAY, DEC. 6, 1997 ♦ BOB DEVANEY SPORTS CENTER ♦ AMERITAS CLASSIC ♦ LINCOLN, NEB.



Scott Thompson
Head Coach



Bo Buettenback
Forward

BIG RED OUTLOOK

1996-97 Record: 15-11, 7-7 in Ivy League (fifth)
Final 1997 National Ranking: None
1997 Postseason Play: None
Lettermen Returning/Lost: 8/3
Starters Returning/Lost: 2/3

Top Returnees

Name	Pos.	Ht.	Wt.	Yr.	Pts.	Reb.
Jeffrion Aubry	C	6-11	230	Jr.	7.0	5.1
DeShawn Standard	G	5-11	175	Sr.	4.8	2.1

Top Newcomers

Name	Pos.	Ht.	Wt.	Yr.
Cody Bradshaw	F/C	6-9	215	Fr.
Kevin Cuttica	G	6-3	190	Fr.
Quaran Pender	G	6-2	170	Fr.

Key Losses

Name	Pos.	Ht.	Pts.	Reb.
Alex Compton	G	5-11	11.9	2.5
John McCord	F	6-5	18.1	9.0
Michael Roberts	G	6-3	11.1	4.5

1997-98 Schedule

Nov. 17	at Lafayette
Nov. 24	at Buffalo
Nov. 28	Colgate
Dec. 5-6	Ameritas Classic
Dec. 5	Grambling State
Dec. 6	Nebraska/UNC Wilmington
Dec. 14	Skidmore
Dec. 20	at Marist
Dec. 28	Virginia Commonwealth**
Dec. 29	California/New Hampshire**
Jan. 3	at Bucknell
Jan. 9	Dartmouth
Jan. 10	Harvard
Jan. 13	Army
Jan. 17	at Columbia
Jan. 24	Columbia
Jan. 26	Lehigh
Jan. 30	at Princeton
Jan. 31	at Pennsylvania
Feb. 6	Brown
Feb. 7	Yale
Feb. 13	at Harvard
Feb. 14	at Dartmouth
Feb. 20	at Yale
Feb. 21	at Brown
Feb. 27	Pennsylvania
Feb. 28	Princeton

1996-97 Results (15-11, 7-7)

W, 70-62	Buffalo
W, 69-68	at Lehigh
W, 90-39	Haverford
L, 55-69	Purdue*
W, 67-39	Mercer*
L, 67-89	Iona
L, 65-80	Montana State**
W, 78-63	Tennessee Tech**
W, 60-45	Bucknell
W, 69-59	Lafayette
L, 66-75	at Dartmouth
L, 61-75	at Harvard
W, 77-64	at Army
W, 62-46	Columbia
L, 59-74	at Colgate
W, 74-69	at Columbia
L, 42-66	Princeton
W, 61-53	Pennsylvania
W, 60-43	at Brown
W, 60-56	at Yale
L, 59-75	Harvard
L, 62-65	Dartmouth
W, 80-72	Yale
W, 60-55	Brown
L, 56-77	at Pennsylvania
L, 47-70	at Princeton

*-Golden Bear Classic, Oakland, Calif.

**-Bobcat Holiday Classic, Bozeman, Mt.

HUSKER-BIG RED NOTES

♦ The first two meetings between NU and Cornell have both been at neutral sites, the first in Kansas City on an off day for the Big Seven Holiday Tournament and the second at the Hoosier Classic in Bloomington, Ind.

SERIES RESULTS

Nebraska leads, 2-0

Date	Site	W/L	NU	Cornell
12-29-56	N	W	70	69
12-29-82	N	W	66	56

At Neutral Sites: Nebraska leads, 2-0

GENERAL INFORMATION

Location: Ithaca, N.Y.
Enrollment: 13,300
Founded: 1865
Nickname: Big Red
Colors: Carmelian red and white
Conference: Ivy League
Home Arena: Newman Arena (4,750)
President: Hunter R. Rawlings
Athletic Director: Charles Moore

COACHING STAFF

Head Coach: Scott Thompson (Iowa, '76)
Career Record: 120-160 in 10 years
Record at Cornell: 15-11 in one year
Thompson vs. NU: 0-2
Basketball Office Phone: (607) 255-7331
Best time to reach Thompson: 10 a.m.-noon, Monday-Friday
Assistant Coaches: Ray Jones, Jonathan Tsipis
Basketball Trainer: Linda Hoisington

SPORTS INFORMATION

SID Contact: Patrick Gillespie
Office Phone: (607) 255-9788
Home Phone: (607) 266-0232
E-Mail Address: pdg2@cornell.edu
SID FAX Number: (607) 255-9791
Press Row Phone: (607) 255-3535
Web Site Address: www.athletics.cornell.edu
SID Mailing Address: Sports Communications Office,
Schoellkopf House, Campus Road, Ithaca, N.Y. 14853-6501


KEY MEDIA CONTACTS

Local Beat Writer
Keith McShea, Ithaca Journal (607) 274-9214

Radio Network: TBA

GRAMBLING STATE TIGERS

6/8:15 P.M. ♦ SATURDAY, DEC. 6, 1997 ♦ BOB DEVANEY SPORTS CENTER ♦ AMERITAS CLASSIC ♦ LINCOLN, NEB.



Lacey Reynolds
Head Coach



Chris Thomas
Center

GENERAL INFORMATION

Location: Grambling, La.
Enrollment: 6,500
Founded: 1901
Nickname: Tigers
Colors: Black and gold
Conference: Southwestern Athletic
Home Arena: Memorial Gym (2,648)
President: Dr. Raymond Hicks
Athletic Director: Robert Piper

COACHING STAFF

Head Coach: Lacey Reynolds (Mississippi Industrial '74)
Career Record: 46-54 in four years
Record at Grambling: 22-33 in two years
Reynolds vs. NU: 0-1
Basketball Office Phone: (318) 274-6204
Best time to reach Reynolds: mornings
Assistant Coaches: Brian Brooks
Basketball Trainer: Ricky McCall

SPORTS INFORMATION

SID Contact: Vernon Cheek
Office Phone: (318) 274-6199
Home Phone: (318) 254-5098
SID FAX Number: (318) 274-2761
Press Row Phone: (318) 274-6199
SID Mailing Address: P.O. Box 4
Grambling, LA 71245

KEY MEDIA CONTACTS

Local Beat Writer
Tom Murphy, Monroe News-Star 1-800-259-7788

Radio Network

Play-by-Play Announcer: Santoria Black
Color: Roderick Foppe
Flagship Station/Address: KGRM-FM, 91.5
Phone: (318) 274-3245

TIGER OUTLOOK

1996-97 Record: 10-17, 5-10 in SWAC (sixth)
Final 1997 National Ranking: None
1997 Postseason Play: None
Lettermen Returning/Lost: 10/4
Starters Returning/Lost: 3/2

Top Returnees

Name	Pos.	Ht.	Wt.	Yr.	Pts.	Reb.
Mark Meredith	G	6-5	180	Sr.	14.9	5.5
Leroy Hollingshed	F	6-8	210	Sr.	9.4	5.8
Chris Thomas	C	6-7	260	So.	9.2	4.7
Duane Taylor	F	6-4	240	Sr.	5.9	2.9

Top Newcomers

Name	Pos.	Ht.	Wt.	Yr.
Kenny Hayes	G	6-0	160	Jr.
Thomas Dodd	C	6-10	270	Jr.
Mario Hinds	F/C	6-8	260	Jr.

Key Losses

Name	Pos.	Ht.	Pts.	Reb.
Kevin Howard	G	6-0	11.3	3.5
Malcolm Collins	G	6-3	12.2	2.5

1997-98 Schedule

Date	Opponent	Score	1996-97 Results (10-17, 5-10)
Nov. 22	Wiley College	L, 55-81	Eastern Washington
Nov. 24	Paul Quinn	L, 59-77	Columbia
Dec. 3	at Creighton	W, 80-67	Texas Arlington
Dec. 5-6	Ameritas Classic*	L, 54-57	at South Alabama
Dec. 5	Cornell*	L, 65-76	at Alabama-Birmingham
Dec. 6	Nebraska/UNC Wilm.	L, 70-73	Tougaloo
Dec. 13	at Northeast Louisiana	L, 73-93	at Iowa
Dec. 20	ISU Holiday Classic**	L, 52-70	vs. Southern Mississippi
Dec. 20	Detroit**	W, 88-73	Wiley College
Dec. 21	Iowa State/Alaska-Anchorage**	W, 68-67	at SE Louisiana
Dec. 30	Southeastern Louisiana	W, 71-69 (OT)	Northwestern (La.)
Jan. 3	at Mississippi Valley	W, 64-59	at Illinois-Chicago
Jan. 10	Southern	W, 86-83	at Southern
Jan. 12	Alcorn State	L, 57-73	at Alcorn State
Jan. 17	at Texas Southern	W, 70-67 (OT)	Prairie View A&M
Jan. 19	at Prairie View A&M	L, 65-74	at Jackson State
Jan. 24	Alabama State	L, 60-69	Jackson State
Jan. 26	Jackson State	L, 53-67	at Alabama State
Jan. 31	Mississippi Valley	L, 62-63	Mississippi Valley St.
Feb. 4	at Arkansas-Pine Bluff	L, 73-74	Southern
Feb. 7	at Southern	L, 70-78	Alcorn State
Feb. 9	at Alcorn State	W, 81-80 (OT)	at Prairie View A&M
Feb. 14	Texas Southern	L, 71-76	at Texas Southern
Feb. 16	Prairie View A&M	W, 68-63	Alabama State
Feb. 18	Arkansas-Pine Bluff	L, 85-105	Mississippi Valley St.
Feb. 21	at Alabama State	W, 62-52	Texas Southern
Feb. 23	at Jackson State	L, 54-81	Mississippi Valley St.*
March 4-7	SWAC Tournament@ Dallas Texas	*-SWAC Tournament	

*-Lincoln, Neb.

**-Ames, Iowa

HUSKER-TIGER NOTES

♦ This season marks Grambling State's second appearance in the Ameritas Classic in three seasons. Nebraska defeated the Tigers in the championship game of the 1995 Ameritas Classic.
♦ Grambling State shocked Nebraska with a 71-68 overtime win in the 1987-88 season. The loss is one of only seven home non-conference losses for the Huskers with Danny Nee as head coach.

SERIES HISTORY

Series tied, 1-1

Date	Site	W/L	NU	Grambling
1-6-88	H	L	68	71 (OT)
12-2-95	H	W	96	80

At Devaney Sports Center: Series tied, 1-1

CREIGHTON BLUEJAYS

7:05 P.M. ♦ WEDNESDAY, DECEMBER 10, 1997 ♦ OMAHA CIVIC AUDITORIUM ♦ OMAHA, NEB.



Dana Altman
Head Coach



Rodney Buford
Guard/Forward

GENERAL INFORMATION

Location: Omaha, Neb.
Enrollment: 6,158
Founded: 1878
Nickname: Bluejays
Colors: Blue and white
Conference: Missouri Valley
Home Arena: Omaha Civic Auditorium (9,000)
President: Rev. Michael G. Morrison, S.J.
Athletic Director: Bruce Rasmussen

COACHING STAFF

Head Coach: Dana Altman (Eastern New Mexico '80)
Career Record: 119-116 in eight years
Record at Creighton: 36-49 in three years
Altman vs. NU: 3-9
Basketball Office Phone: (402) 280-1795
Best time to reach Altman: Weekday mornings, 9-11 a.m.
Assistant Coaches: Greg Gensing, Len Gordy, Kevin McKenna
Basketball Trainer: Steve Brace

SPORTS INFORMATION

SID Contact: Bobby Parker
Office Phone: (402) 280-2488
Home Phone: (402) 339-0628
E-Mail Address: bparker@creighton.edu
SID FAX Number: (402) 280-2495
Press Row Phone: (402) 444-4705
Web Site Address: www.creighton.edu/Athletics
SID Mailing Address: Vinardi Athletic Center, 2500 California Plaza, Omaha, NE 68178

KEY MEDIA CONTACTS

Local Beat Writer
Rich Kaipust, Omaha World-Herald (402) 444-1000
Radio Network
Play-by-Play Announcer: TBA
Color: TBA
Flagship Station/Address: WOW Radio, 5032 N. 72nd Street
Phone: (402) 573-6397

BLUEJAY OUTLOOK

1996-97 Record: 15-15, 10-8 in Missouri Valley (sixth)
Final 1997 National Ranking: None
1997 Postseason Play: None
Lettermen Returning/Lost: 7/5
Starters Returning/Lost: 2/3

Top Returnees

Name	Pos.	Ht.	Wt.	Yr.	Pts.	Reb.
Rodney Buford	G/F	6-5	185	Jr.	19.6	5.6
Chris Chestnut	G	6-1	180	Jr.	6.4	1.7
Matt West	G	6-4	180	So.	2.6	1.3

Top Newcomers

Name	Pos.	Ht.	Wt.	Yr.
Cliff Bates	F	6-4	220	Jr.
Corie Brandon	G	6-0	175	Jr.

Key Loss

Name	Pos.	Ht.	Pts.	Reb.
Randall Crutcher	F	6-7	12.7	6.8
Edward St. Fleur	G	6-0	9.8	2.6
Chuckie Johnson	F	6-6	6.7	5.6

1997-98 Schedule

Nov. 14	Missouri-Kansas City
Nov. 22	at Oklahoma State
Nov. 29	at Oral Roberts
Dec. 3	Grambling State
Dec. 6	Wyoming
Dec. 10	Nebraska
Dec. 13	Illinois State
Dec. 20	Southern
Dec. 22	at Towson State
Dec. 30	at Northern Iowa
Jan. 4	Drake
Jan. 10	at Indiana State
Jan. 12	at Southwest Missouri State
Jan. 15	Indiana State
Jan. 17	Bradley
Jan. 21	Southwest Missouri State
Jan. 24	at Drake
Jan. 27	at Wichita State
Jan. 31	at Southern Illinois
Feb. 2	at Evansville
Feb. 5	Southern Illinois
Feb. 8	Evansville
Feb. 14	Wichita State
Feb. 16	Northern Iowa
Feb. 21	at Illinois State
Feb. 23	at Bradley
Feb. 27-March 2	Missouri Valley Tournament @ St. Louis, Mo.

1996-97 Results (15-15, 10-8)

L, 77-85	at Wyoming
W, 70-68	Missouri-Kansas City
W, 75-73	Florida*
L, 64-65	Minnesota*
L, 71-73 (OT)	Missouri*
W, 62-46	Northern Iowa
W, 59-42	Cal-State Sacramento
W, 63-57	Bethune Cookman
L, 73-74	at Houston
L, 45-54	Illinois State
L, 56-59	at Northern Iowa
L, 72-74	Houston
L, 52-71	at Nebraska
W, 70-67	at Wichita State
W, 76-67	Southern Illinois
W, 68-58	Bradley
W, 60-49	Southern Utah
L, 63-70	at Evansville
W, 72-65	at Southern Illinois
L, 71-77	at SW Missouri State
W, 75-62	Evansville
W, 71-60	Drake
L, 58-61	at Bradley
W, 86-60	Indiana State
L, 82-88	SW Missouri State
W, 82-76	at Drake
W, 59-58	Wichita State
L, 69-74	at Illinois State
L, 58-77	SW Missouri State*

*-Missouri Valley Conference Tourney

HUSKER-BLUEJAY NOTES

♦ Nebraska has won seven straight in the series, the longest winning streak by either team, bettering an NU six-game win string from 1981-82 through 1985-86.

♦ Creighton was 4-3 against Nebraska from 1922-23 through 1931-32, but since the series resumed in 1977-78, the Huskers are 17-5 vs. their in-state rival. Nebraska holds an 11-2 series lead in games played in Lincoln, including an 11-0 advantage in the Devaney Center.

♦ Nebraska has won three straight games at the Civic Auditorium, after Creighton won three straight from 1986-89.

♦ For full NU-Creighton series results, see page 109.

MINNESOTA GOLDEN GOPHERS

7 P.M. ♦ SATURDAY, DECEMBER 13, 1997 ♦ WILLIAMS ARENA ♦ MINNEAPOLIS, MINN.



Clem Haskins
Head Coach



Sam Jacobson
Guard/Forward

GENERAL INFORMATION

Location: Minneapolis, Minn.
Enrollment: 38,018
Founded: 1851
Nickname: Golden Gophers
Colors: Maroon and gold
Conference: Big Ten
Home Arena: Williams Arena (14,300)
President: Mark Yudof
Athletic Director: Dr. Mark Dienhart

COACHING STAFF

Head Coach: Clem Haskins (Western Kentucky '67)
Career Record: 302-214 in 17 years
Record at Minnesota: 201-141 in 11 years
Haskins vs. NU: 3-1
Basketball Office Phone: (612) 625-3085
Best time to reach Haskins: Weekday mornings
Assistant Coaches: Bobby Jones, Bill Brown, Charles Cunningham
Basketball Trainer: Roger Schipper

SPORTS INFORMATION

SID Contact: Bill Crumley
Office Phone: (612) 625-4090
Home Phone: (612) 425-5886
E-Mail Address: crum1001@maroon.tc.umn.edu
SID FAX Number: (612) 625-0359
Press Row Phone: (612) 625-1308
Web Site Address: <http://gophersports.umn.edu>
SID Mailing Address: Sports Information Office, 516 15th Avenue SE, Minneapolis, MN 55455

KEY MEDIA CONTACTS

Local Beat Writer
George Dohrmann, St. Paul Pioneer Press (612) 228-5516

Radio Network

Play-by-Play Announcer: Ray Christensen
Flagship Station/Address: WCCO AM, 625 Second Avenue South, Minneapolis, MN 55402
Phone: (612) 370-0611

GOLDEN GOPHER OUTLOOK

1996-97 Record: 31-4, 16-2 in Big Ten (first)
Final 1997 National Ranking: 3rd (AP, CNN/USA Today)
1997 Postseason Play: 4-1 in NCAA, def. Southwest Texas State, Temple, Clemson, UCLA, lost to Kentucky in Final Four
Lettermen Returning/Lost: 6/4
Starters Returning/Lost: 3/2

Top Returnees

Name	Pos.	Ht.	Wt.	Yr.	Pts.	Reb.
Sam Jacobson	G/F	6-6	210	Sr.	13.7	4.5
Eric Harris	G	6-3	195	Sr.	11.0	2.3
Quincey Lewis	G/F	6-7	210	Jr.	8.0	2.6

Top Newcomers

Name	Pos.	Ht.	Wt.	Yr.
Antoine Broxsie	F/C	6-10	220	Fr.
Kevin Clark	G	6-2	180	Jr.
Kevin Nathaniel	G/F	6-5	200	Fr.
Dusty Rychart	F	6-7	210	Fr.

Key Losses

Name	Pos.	Ht.	Pts.	Reb.
Bobby Jackson	G	6-1	15.3	6.1
John Thomas	C	6-9	9.0	6.3

1997-98 Schedule

Nov. 14	Villanova*	W, 101-55	Stephen F. Austin
Nov. 17	Utah State**	W, 76-61	West Virginia
Nov. 19-28	Preseason NIT**	W, 104-62	Puerto Rico-Mayaguez*
Nov. 22	Alabama	W, 64-63	Creighton*
Dec. 1	Campbell	W, 75-65	Clemson*
Dec. 3	Eastern Michigan	L, 67-70	at Alabama
Dec. 5	Western Carolina	W, 77-39	St. John's
Dec. 13	Nebraska	W, 82-72	at Rhode Island
Dec. 17	at Cincinnati	W, 70-56	at Nebraska
Dec. 20	Fresno State	W, 114-34	Alabama State
Dec. 22	Sacramento State	W, 104-84	Long Island
Dec. 28	Florida Atlantic	W, 94-53	Mercer
Jan. 2	Purdue	W, 65-48	Wisconsin
Jan. 7	at Northwestern	W, 68-43	at Michigan State
Jan. 10	at Penn State	W, 96-91 (OT)	at Indiana
Jan. 14	Michigan State	W, 70-64	Michigan
Jan. 18	Iowa	L, 90-96	at Illinois
Jan. 20	at Michigan	W, 73-67	at Ohio State
Jan. 24	Ohio State	W, 66-51	Iowa
Jan. 27	Wisconsin	W, 91-68	Purdue
Jan. 31	at Indiana	W, 75-56	at Northwestern
Feb. 4	at Illinois	W, 85-70	Penn State
Feb. 7	Michigan	W, 70-67	at Purdue
Feb. 12	at Iowa	W, 68-66	at Iowa
Feb. 14	at Michigan State	W, 60-48	Ohio State
Feb. 18	Penn State	W, 67-66	Illinois
Feb. 25	at Purdue	W, 55-54	at Michigan
Feb. 28	Northwestern	W, 75-72	Indiana
March 5-8	Big Ten Tournament***	W, 81-74	Michigan State
	*-BCA Classic, Target Center	L, 65-66	at Wisconsin
	-Preseason NIT, Campus Sites/NY, NY	W, 78-46	Southwest Texas St.
	***-United Center, Chicago	W, 76-57	Temple**
		W, 90-84 (2OT)	Clemson**
		W, 80-72	UCLA**
		L, 69-78	Kentucky**
			*-San Juan Shootout, Bayamon, P.R.
			** -NCAA Tournament

HUSKER-GOLDEN GOPHER NOTES

♦ This is the 56th scheduled meeting between the two schools with Minnesota holding a commanding 44-11 advantage. Minnesota has won the last two meetings in the series.

♦ Nebraska and Minnesota played each other 13 of 14 seasons from 1902-1915, omitting just the 1905-06 season. In that span, the Golden Gophers won 17 of 21 contests.

♦ Nebraska Assistant Coach Jimmy Williams served in a similar capacity at Minnesota from 1971-1986.

♦ Please see pages 110-111 for full series results.

VIRGINIA CAVALIERS

9:30 P.M. ♦ SATURDAY, DEC. 27, 1997 ♦ SPECIAL EVENTS ARENA ♦ RAINBOW CLASSIC ♦ HONOLULU, HAWAII



Jeff Jones
Head Coach



Curtis Staples
Guard

GENERAL INFORMATION

Location: Charlottesville, Va.
Enrollment: 18,279
Founded: 1819
Nickname: Cavaliers
Colors: Orange and blue
Conference: Atlantic Coast Conference
Home Arena: University Hall (8,457)
President: John T. Casteen, III
Athletic Director: Terry Holland

COACHING STAFF

Head Coach: Jeff Jones (Virginia '82)
Career Record: 135-85 in seven years
Record at Virginia: same
Jones vs. NU: first meeting
Basketball Office Phone: (804) 982-5400
Best time to reach Jones: through SID office
Assistant Coaches: Anthony Solomon, Ricky Stokes, Pete Herrmann
Basketball Trainer: Ethan Saliba

SPORTS INFORMATION

SID Contact: Rich Murray
Office Phone: (804) 982-5500
Home Phone: (804) 978-2966
E-Mail Address: rjm4e@virginia.edu
SID FAX Number: (804) 982-5525
Press Row Phone: (804) 296-5910
Web Site Address: www.virginiainsports.com
SID Mailing Address: Virginia Sports Information, P.O. Box 3785, Charlottesville, VA 22903

KEY MEDIA CONTACTS

Local Beat Writer
Lacy Lusk, Charlottesville Daily Progress (804) 978-7200

Radio Network

Play-by-Play Announcer: Mac McDonald
Color: Jim Hobgood
Contact Person: Todd Goodale
Virginia Sports Marketing, 2110 Ivy Road, Charlottesville, VA 22903
Flagship Station: WINA-AM
Phone: (804) 295-8761

CAVALIER OUTLOOK

1996-97 Record: 18-13, 7-9 in ACC (sixth)
Final 1997 National Ranking: None
1997 Postseason Play: 0-1 in NCAA Tournament, lost to Iowa
Lettermen Returning/Lost: 10/4
Starters Returning/Lost: 3/2

Top Returnees

Name	Pos.	Ht.	Wt.	Yr.	Pts.	Reb.
Curtis Staples	G	6-3	186	Sr.	13.9	4.6
Norman Nolan	F	6-8	243	Sr.	11.3	7.4
Colin Ducharme	C/F	6-9	243	So.	5.5	4.4

Top Newcomers

Name	Pos.	Ht.	Wt.	Yr.
Donald Hand	G	6-0	170	Fr.
Greg Lyons	G	6-3	175	Fr.
Chezley Watson	G	6-1	200	Fr.

Key Losses

Name	Pos.	Ht.	Pts.	Reb.
Courtney Alexander	G/F	6-6	14.8	2.7
Harold Deane	G	6-2	12.9	3.7
Jamal Robinson	G/F	6-7	5.6	4.8

1997-98 Schedule

Nov. 16	at Richmond
Nov. 19	William & Mary
Nov. 22	George Mason
Nov. 25	at Delaware
Dec. 2	Appalachian State
Dec. 6	at Duke
Dec. 10	Connecticut
Dec. 13	Virginia Commonwealth*
Dec. 22	Virginia Military Institute
Dec. 27-30	Rainbow Classic**
Dec. 27	Nebraska
Dec. 29	BYU/Hawaii
Dec. 30	TBA
Jan. 4	Wake Forest*
Jan. 7	Liberty
Jan. 10	at North Carolina
Jan. 12	Virginia Tech***
Jan. 15	Georgia Tech
Jan. 18	North Carolina State
Jan. 20	at Clemson
Jan. 24	Duke
Jan. 27	at Wake Forest
Feb. 1	at Maryland
Feb. 4	Florida State
Feb. 11	North Carolina
Feb. 14	at Georgia Tech
Feb. 18	at North Carolina State
Feb. 21	Clemson
Feb. 24	Maryland
Feb. 28	at Florida State
March 5-8	ACC Tournament @ Greensboro, N.C.

1996-97 Results (18-13, 7-9)

W, 93-70	South Carolina*
W, 75-68	Massachusetts*
L, 63-80	Kansas*
W, 106-93	at George Mason
W, 75-64	at William & Mary
L, 52-62	Clemson
W, 67-54	Liberty
W, 57-34	Md.-Baltimore County
L, 61-64 (OT)	at Connecticut
W, 95-47	Radford
W, 76-66	Delaware
W, 67-61	Loyola (Md.)
L, 62-78	at Maryland
W, 64-61	at Florida State
W, 75-63	North Carolina
L, 54-58	at Wake Forest
L, 59-78	at Duke
W, 68-64	Georgia Tech
W, 56-50	North Carolina State
W, 83-66	Richmond
W, 73-60	Florida State
L, 53-66	at Georgia Tech
L, 57-81	at North Carolina
L, 61-62	Duke
L, 65-71	at Clemson
W, 55-46	at North Carolina St.
L, 60-66	Wake Forest
W, 58-57	Virginia Tech**
W, 81-74	Maryland
L, 68-78	North Carolina***
L, 60-73	Iowa%

*-at Richmond, Va.

**-Honolulu, Hawaii

***-at Roanoke, Va.

*-Lahaina, Hawaii

**-Richmond, Va.

***-ACC Tournament, Greensboro, N.C.

%-NCAA Tournament, Salt Lake City, Utah

HUSKER-CAVALIER NOTES

♦ This will be the first meeting between the two schools.

1997 OUTRIGGER HOTELS RAINBOW CLASSIC

SATURDAY-TUESDAY ♦ DEC. 27-30 ♦ SPECIAL EVENTS ARENA ♦ HONOLULU, HAWAII

TOURNAMENT PAIRINGS

Saturday, Dec. 27:

- Game 1--Virginia vs. Nebraska, 9:30 p.m.
- Game 2--Brigham Young vs. Hawaii, 11:30 p.m.

Sunday, Dec. 28:

- Game 3--Vanderbilt vs. New Mexico State, 9:30 p.m.
- Game 4--Ohio State vs. Kansas, Midnight

Monday, Dec 29:

- Game 5--Loser Virginia/Nebraska vs. Loser BYU/Hawaii, 3 p.m.
- Game 6--Loser Vandy/NMSU vs. Loser Ohio St./KU, 5:30 p.m.
- Game 7--Winner Virginia/Nebraska vs. Winner BYU/Hawaii, 9 p.m.
- Game 8--Winner Vandy/NMSU vs. Winner Ohio St./KU, 11:30 p.m.

Tuesday, Dec 30:

- Game 9--Loser Game 5 vs. Loser Game 6, 3 p.m.
- Game 10--Winner Game 5 vs. Winner Game 6, 5:30 p.m.
- Game 11--Loser Game 7 vs. Loser Game 8, 9 p.m.
- Game 12--Winner Game 7 vs. Winner Game 8, 11:30 p.m.

Note: All times are Central.

BRIGHAM YOUNG COUGARS

Location: Provo, Utah Enrollment: 27,000
 Founded: 1875 Nickname: Cougars
 Colors: Blue and white Conference: Western Athletic
 President: Merrill J. Bateman A.D.: Rondo Fehlberg
 SID Contact: Ralph Zobell, o-(801) 378-4911; h-(801) 225-0672
 Head Coach: Steve Cleveland (California Irvine '76)
 Career Record: first season
 Cleveland vs. NU: first meeting
 Assistant Coaches: David Rose, Nathan Call
 1996-97 Record: 1-25, 0-16 in WAC (8th, Division)
 1997 Final Ranking: None
 1997 Postseason Play: None
 Lettermen Returning/Lost: 5/9
 Starters Returning/Lost: 1/4
 Top Returnee: Justin Weidauer (6-7, 230, Sr., F, 8.7 ppg, 8.3 rpg)

HAWAII RAINBOWS

Location: Honolulu, Hawaii Enrollment: 18,232
 Founded: 1907 Nickname: Rainbows
 Colors: Green and white Conference: WAC
 President: Dr. Kenneth Mortimer A.D.: Hugh Yoshida
 SID Contact: Lois Manin o-(808) 956-7523; h-(808) 537-6264
 Head Coach: Riley Wallace (Centenary, '64)
 Career Record: 170-170 in 12 years
 Record at Hawaii: 155-143 in 10 years
 Wallace vs. NU: first meeting
 Assistant Coaches: Bob Nash, Jackson Wheeler, Jeff Law
 1996-97 Record: 21-8, 12-4 in WAC (tie 1st, Pacific)
 1997 Final Ranking: none
 1997 Postseason Play: 1-1 in NIT
 Lettermen Returning/Lost: 9/5
 Starters Returning/Lost: 4/1
 Top Returnee: G Anthony Carter (6-2, 185, Sr., 18.7 ppg, 6.6 apg)

VANDERBILT COMMODORES

Location: Nashville, Tenn. Enrollment: 5,600
 Founded: 1873 Nickname: Commodores
 Colors: Black and gold Conference: Southeastern
 President: Joe B. Wyatt A.D.: Todd Turner
 SID Contact: Andrew Maraniss o-(615) 322-4121; h-(615) 297-8897
 Head Coach: Jan van Breda Kolff (Vanderbilt, '74)
 Career Record: 93-82 in six years
 Record at Vanderbilt: 70-53 in four years
 van Breda Kolff vs. NU: first meeting
 Assistant Coaches: Pete Gaudet, Chris Walker, Brian Ayers
 1996-97 Record: 19-12, 9-7 in SEC (4th in East)
 1997 Final Ranking: none
 1997 Postseason Play: 0-1 in NCAA Tournament
 Lettermen Returning/Lost: 8/2
 Starters Returning/Lost: 3/2
 Top Returnee: G Drew Maddux (6-4, 200, Sr., 13.9 ppg, 3.2 rpg)

NEW MEXICO STATE AGGIES

Location: Las Cruces, N.M. Enrollment: 14,875
 Founded: 1888 Nickname: Aggies
 Colors: Crimson and white Conference: Big West
 President: Dr. William Conroy A.D.: TBA
 SID Contact: Steve Shutt, o-(505) 646-3929; h-(505) 382-1068
 Head Coach: Neil McCarthy (Sacramento State, '65)
 Career Record: 448-221 in 22 years
 Record at New Mexico State: 248-123 in 12 years
 McCarthy vs. NU: 1-0
 Assistant Coaches: Rus Bradburd, Fletcher Cockrell, Lance LaVetter
 1996-97 Record: 19-9, 12-4 in Big West (tie 1st, East)
 1997 Final Ranking: none
 1997 Postseason Play: none
 Lettermen Returning/Lost: 9/4
 Starters Returning/Lost: 4/1
 Top Returnee: F Louis Richardson (6-8, 220, Sr., 18.1 ppg, 6.4 rpg)

OHIO STATE BUCKEYES

Location: Columbus, Ohio Enrollment: 48,676
 Founded: 1870 Nickname: Buckeyes
 Colors: Scarlet and gray Conference: Big Ten
 President: Dr. E. Gordon Gee A.D.: Andy Geiger
 SID Contact: Gerry Emig, o-(614) 292-6861; h-(614) 459-5436
 Head Coach: Jim O'Brien (Boston College, '71)
 Career Record: 235-217 in 15 years
 Record at Ohio State: first season
 O'Brien vs. NU: first meeting
 Assistant Coaches: Paul Biancardi, Rick Boyages, Dave Spiller
 1996-97 Record: 10-17, 5-13 in Big Ten (ninth)
 1997 Final Ranking: none
 1997 Postseason Play: none
 Lettermen Returning/Lost: 9/2
 Starters Returning/Lost: 5/0
 Top Returnee: G Damon Stringer (5-11, 175, Jr., 14.6 ppg, 2.5 rpg)

KANSAS JAYHAWKS

(For information on Kansas please see page 87)




KANSAS JAYHAWKS

9:05 P.M. ♦ ESPN ♦ SATURDAY, JANUARY 3, 1998 ♦ ALLEN FIELDHOUSE ♦ LAWRENCE, KAN.
 2:35 P.M. ♦ ABC ♦ SUNDAY, FEBRUARY 1, 1998 ♦ BOB DEVANEY SPORTS CENTER ♦ LINCOLN, NEB.



Roy Williams
Head Coach



T.J. Pugh
Forward

JAYHAWK OUTLOOK

1996-97 Record: 34-2, 15-1 in Big 12 (first)
 Final 1997 National Ranking: 1st (AP); 5th (USA Today)
 1997 Postseason Play: 2-1 in NCAA Tournament, def.
 Jackson State and Purdue, lost to Arizona
 Lettermen Returning/Lost: 8/6
 Starters Returning/Lost: 2/3

Top Returnees

Name	Pos.	Ht.	Wt.	Yr.	Pts.	Reb.
Raef LaFrentz	F	6-11	235	Sr.	18.5	9.3
Paul Pierce	F	6-7	220	Jr.	16.3	6.8
Billy Thomas	G	6-4	208	Sr.	7.7	1.8

Top Newcomers

Name	Pos.	Ht.	Wt.	Yr.
Kenny Gregory	G/F	6-5	215	Fr.
Eric Chenowith	C	7-0	235	Fr.
Lester Earl	F	6-8	235	So.

Key Losses

Name	Pos.	Ht.	Pts.	Reb.
Jacque Vaughn	G	6-1	10.2	6.2 apg
Jerod Haase	G	6-3	12.0	3.7
Scot Pollard	C	6-11	10.3	8.3

1997-98 Schedule

Nov. 14	Santa Clara	W, 76-64	at Santa Clara
Nov. 17	Rice	W, 82-53	Louisiana State*
Nov. 19	Western Kentucky*	W, 85-67	California*
Nov. 21-28	Preseason NIT	W, 80-63	Virginia*
Dec. 2	Arizona**	W, 79-72	San Diego
Dec. 4	Emporia State	W, 72-65	Cincinnati**
Dec. 7	Maryland***	W, 96-83	at UCLA
Dec. 8	George Washington/Penn***	W, 85-56	George Washington
Dec. 10	Massachusetts	W, 10-73	NC-Asheville
Dec. 13	Middle Tennessee State	W, 84-56	North Carolina State
Dec. 17	Pepperdine	W, 90-65	Washburn
Dec. 20	Texas Christian#	W, 107-49	Brown
Dec. 23	at Southern California	W, 62-59	at Kansas State
Dec. 28	Ohio State%	W, 86-61	Texas
Dec. 29	New Mexico St./Vanderbilt%	W, 134-73	Niagara
Dec. 30	Rainbow Classic%	W, 87-68	at Baylor
Jan. 3	Nebraska	W, 80-67	Iowa State
Jan. 7	Colorado	W, 73-65	at Connecticut
Jan. 10	at Texas	W, 89-60	Texas A&M
Jan. 14	at Texas A&M	W, 77-68	at Colorado
Jan. 17	Kansas State	W, 86-77	at Texas Tech
Jan. 19	at Missouri	W, 82-77 (OT)	Nebraska
Jan. 24	Texas Tech	L, 94-96 (2OT)	at Missouri
Jan. 28	Baylor	W, 69-62	at Iowa State
Feb. 1	at Nebraska	W, 104-72	Oklahoma State
Feb. 4	at Iowa State	W, 114-74	Colorado
Feb. 8	Missouri	W, 79-67	Missouri
Feb. 14	at Kansas State	W, 78-58	Kansas State
Feb. 16	at Colorado	W, 70-68	at Oklahoma
Feb. 21	Iowa State	W, 85-65	at Nebraska
Feb. 23	Oklahoma	W, 74-59	Oklahoma State***
March 1	at Oklahoma State	W, 72-48	Iowa State***
March 5-8	Big 12 Tournament	W, 87-60	Missouri***
*-Preseason NIT		W, 78-64	Jackson State#
**-Great Eight, @ Chicago, Ill.		W, 75-61	Purdue#
***-Franklin Bank Classic, Washington		L, 82-85	Arizona#
#-at Kansas City, Mo.			*-Maui Classic, Lahaina, Hawaii
%-Rainbow Classic, Honolulu, Hawaii			**-Great Eight, Chicago
			***-Big 12 Tournament
			#-NCAATournament

1996-97 Results (34-2, 15-1)

GENERAL INFORMATION

Location: Lawrence, Kan.
 Enrollment: 27,407
 Founded: 1866
 Nickname: Jayhawks
 Colors: Crimson and blue
 Conference: Big 12
 Home Arena: Allen Fieldhouse (16,300)
 Chancellor: Dr. Robert Hemenway
 Athletic Director: Dr. Bob Frederick

COACHING STAFF

Head Coach: Roy Williams (North Carolina '72)
 Career Record: 247-58 in nine seasons
 Record at Kansas: same
 Williams vs. NU: 13-6
 Basketball Office Phone: (913) 864-3056
 Best time to reach Williams: contact SID
 Assistant Coaches: Matt Doherty, Neil Dougherty, Joe Holladay
 Basketball Trainer: Mark Cairns

SPORTS INFORMATION

SID Contact: Dean Buchan
 Office Phone: (913) 864-3417
 Home Phone: (913) 648-5858
 E-Mail Address: kusports@falcon.cc.ukans.edu
 SID FAX Number: (913) 864-7944
 Press Row Phone: (913) 864-3417
 Web Site Address: www.jayhawks.org/
 SID Mailing Address: Kansas Sports Information,
 104 Allen Fieldhouse, Lawrence, KS 66045

KEY MEDIA CONTACTS

Local Beat Writer
 Gary Bedore, Lawrence Journal-World (913) 843-1000

Radio Network


Play-by-Play Announcer: Bob Davis
 Color: Max Falkenstein
 Contact Person: Ralph McBarron
 Network/Address: Jayhawk Network, 250 Allen Fieldhouse,
 Lawrence, KS 66045
 Phone: (913) 864-7972

OKLAHOMA STATE COWBOYS

7:05 P.M. ♦ WEDNESDAY, JANUARY 7, 1998 ♦ GALLAGHER-IBA ARENA ♦ STILLWATER, OKLA.



Eddie Sutton
Head Coach



Adrian Peterson
Guard

COWBOY OUTLOOK

1996-97 Record: 17-15, 7-9 in Big 12 (tie for sixth)
Final 1997 National Ranking: None
1997 Postseason Play: 1-1 in NIT
Lettermen Returning/Lost: 8/4
Starters Returning/Lost: 3/2

Top Returnees

Name	Pos.	Ht.	Wt.	Yr.	Pts.	Reb.
Adrian Peterson	G	6-4	197	Jr.	14.0	3.5
Brett Robisch	F/C	6-11	255	Sr.	9.8	6.4
Chad Alexander	G	6-3	193	Sr.	5.3	1.7

Top Newcomers

Name	Pos.	Ht.	Wt.	Yr.
Doug Gottlieb	G	6-1	180	So.
Michael Johnson	F	6-7	220	Fr.
Brian Montonati	F	6-9	220	So.

Key Losses

Name	Pos.	Ht.	Pts.	Reb.
Chianti Roberts	G/F	6-6	13.6	6.1
Maurice Robinson	F	6-7	8.8	5.1

1997-98 Schedule

Nov. 15	Texas-Pan American
Nov. 22	Creighton
Nov. 25	Southern Utah
Nov. 29	North Texas
Dec. 2	Oral Roberts
Dec. 6	Washington
Dec. 10	Arizona State*
Dec. 20	Jackson State
Dec. 23	Arkansas State
Dec. 30	at TCU
Jan. 3	at Texas A&M
Jan. 7	Nebraska
Jan. 10	Texas Tech
Jan. 14	at Missouri
Jan. 17	at Baylor
Jan. 24	Texas A&M
Jan. 26	at Oklahoma
Jan. 31	at Texas
Feb. 3	Colorado
Feb. 7	Baylor
Feb. 9	at Iowa State
Feb. 14	Oklahoma
Feb. 18	at Texas Tech
Feb. 21	at Kansas State
Feb. 25	Texas
March 1	Kansas
March 5-8	Big 12 Tournament

*-Oklahoma City

1996-97 Results (17-15, 7-9)

W, 71-70	St. Mary's (Calif.)
L, 54-72	at Tulsa
W, 81-67	North Carolina A&T
W, 77-74	Mississippi Valley St.
L, 67-78	at Arizona State
W, 84-72	Alcorn State
W, 67-49	College of Charleston
W, 73-54	Southern Methodist
L, 53-56	at Arkansas State
W, 70-50	Nevada
L, 58-92	at Texas
L, 64-73	Texas Tech
W, 68-67	Missouri
L, 74-78 (OT)	at Colorado
W, 73-54	UNLV
L, 64-70 (OT)	at Texas Tech
W, 89-61	Baylor
W, 73-72 (OT)	Oklahoma
L, 60-71	at Oral Roberts
L, 77-78	at Baylor
W, 64-59	Kansas State
L, 73-90	Texas
L, 72-104	at Kansas
W, 62-60	at Texas A&M
W, 72-55	Texas A&M
L, 64-80	at Oklahoma
L, 68-77	at Nebraska
W, 67-63	Iowa State
W, 80-66	Baylor*
L, 59-74	Kansas*
W, 79-72	Tulane**
L, 65-75	at Michigan**

*-Big 12 Tournament

**-NIT

GENERAL INFORMATION

Location: Stillwater, Okla.
Enrollment: 19,201
Founded: 1890
Nickname: Cowboys
Colors: Orange and black
Conference: Big 12
Home Arena: Gallagher-Iba Arena (6,381)
President: Dr. James Halligan
Athletic Director: Terry Don Phillips

COACHING STAFF

Head Coach: Eddie Sutton (Oklahoma State, '58)
Career Record: 587-234 in 27 years
Record at Oklahoma State: 157-70 in seven years
Sutton vs. NU: 13-6
Basketball Office Phone: (405) 744-5845
Best time to reach Sutton: Weekday mornings
Assistant Coaches: Paul Graham, Sean Sutton, Randall Dickey
Basketball Trainer: Steve York

SPORTS INFORMATION

SID Contact: Will Hancock
Office Phone: (405) 744-5749
Home Phone: (405) 377-2569
E-Mail Address: willh@okway.okstate.edu
SID FAX Number: (405) 744-7754
Press Row Phone: (405) 744-5757
Web Site Address: www.okstate.com
SID Mailing Address: 202 Gallagher-Iba Arena,
Stillwater, OK 74078

KEY MEDIA CONTACTS

Local Beat Writer
Berry Tramel, Daily Oklahoman (405) 475-3314

Radio Network


Play-by-Play Announcer: Bill Teegins
Color: Tom Dirato
Flagship Station/Address: KSPI, P.O. Box 2288,
Stillwater, OK 74076
Phone: (405) 372-7800

COLORADO BUFFALOES

12:05 P.M. ♦ ESPN+ ♦ SUNDAY, JANUARY 11, 1998 ♦ BOB DEVANEY SPORTS CENTER ♦ LINCOLN, NEB.
 7:05 P.M. ♦ SATURDAY, FEBRUARY 21, 1998 ♦ COORS EVENTS CENTER ♦ BOULDER, COLO.



Ricardo Patton
Head Coach



Howard Frier
Guard

BUFFALO OUTLOOK

1996-97 Record: 22-10, 11-5 in Big 12 (second)
 Final 1997 National Ranking: 24th (AP); 25th (USA Today)
 1997 Postseason Play: 1-1 in NCAA Tournament, def.
 Indiana, lost to North Carolina
 Lettermen Returning/Lost: 7/5
 Starters Returning/Lost: 3/2

Top Returnees

Name	Pos.	Ht.	Wt.	Yr.	Pts.	Reb.
Ronnie DeGray	F	6-6	195	Sr.	7.0	5.0
Charlie Melvin	C	6-10	206	Sr.	5.6	3.8
Marlon Hughes	G	6-0	181	Sr.	4.7	1.3
Will Smith	G	6-6	206	So.	4.5	2.0
Howard Frier	G	6-2	188	Sr.	4.3	2.5

Top Newcomers

Name	Pos.	Ht.	Wt.	Yr.
Jamahl Mosley	F	6-8	225	Fr.
Ernest Renfroe	F	6-7	220	Fr.
Aki Thomas	G	6-8	205	Fr.

Key Losses

Name	Pos.	Ht.	Pts.	Reb.
Chauncey Billups	G	6-3	19.1	4.9
Fred Edmonds	F	6-5	12.5	6.4
Martice Moore	F	6-7	10.0	6.3

1997-98 Schedule

Nov. 16	Southeast Missouri
Nov. 19	Wyoming
Nov. 22	Northwestern State
Nov. 24	North Carolina A&T
Nov. 27	Norfolk
Dec. 2	at Colorado State
Dec. 9	Georgia
Dec. 20	Massachusetts*
Dec. 22	Denver
Dec. 29	Centenary
Jan. 3	Oklahoma
Jan. 7	at Kansas
Jan. 11	at Nebraska
Jan. 17	Missouri
Jan. 21	Baylor
Jan. 25	at Kansas State
Jan. 28	at Texas A&M
Jan. 31	Kansas State
Feb. 3	at Oklahoma State
Feb. 7	Iowa State
Feb. 11	Texas Tech
Feb. 14	at Iowa State
Feb. 16	Kansas
Feb. 21	Nebraska
Feb. 25	at Missouri
Feb. 28	at Texas
March 5-8	Big 12 Tournament @ Kansas City, Mo.

1996-97 Results (22-10, 11-5)

W, 82-80 (OT)	Drake
W, 78-72 (OT)	Auburn*
W, 63-56	Virginia Tech*
L, 82-92	Louisville*
W, 81-52	Texas-Arlington
L, 81-85	at George Mason
W, 84-68	at Wyoming
W, 76-69	Colorado State
W, 76-55	UC Santa Barbara
L, 52-62	at Georgia
W, 82-61	at Missouri-Kansas City
W, 82-70	Northwestern State
W, 79-73	Nebraska
W, 87-78	at Missouri
W, 80-78	at Texas Tech
W, 78-74 (OT)	Oklahoma State
W, 70-45	Iowa State
W, 74-70	at Baylor
L, 68-77	Kansas
W, 69-60	at Kansas State
L, 69-77	at Nebraska
W, 77-64	Texas A&M
L, 66-91	at Oklahoma
L, 74-114	at Kansas
W, 67-57	Kansas State
W, 84-75	Missouri
W, 65-58	Wofford
L, 54-65	at Iowa State
W, 83-60	Texas
L, 41-55	Oklahoma*
W, 80-62	Indiana**
L, 56-73	North Carolina**

*-Big 12 Tournament
 **-NCAATournament

GENERAL INFORMATION

Location: Boulder, Colo.
 Enrollment: 24,622
 Founded: 1876
 Nickname: Buffaloes
 Colors: Silver, gold and black
 Conference: Big 12
 Home Arena: Coors Events/Conference Center (11,076)
 President: Dr. John Buechner
 Athletic Director: Richard Tharp

COACHING STAFF

Head Coach: Ricardo Patton (Belmont '80)
 Career Record: 26-18 in two seasons
 Record at Colorado: same
 Patton vs. NU: 2-1
 Basketball Office Phone: (303) 492-6877
 Best time to reach Patton: through SID
 Assistant Coaches: David Moe, Terry Dunn, Shane Wagner
 Basketball Trainer: Sean Willeford

SPORTS INFORMATION

SID Contact: Preston English
 Office Phone: (303) 492-5626
 Home Phone: (303) 427-3915
 E-Mail Address: penglish@moonshine.colorado.edu
 SID FAX Number: (303) 492-3811
 Press Row Phone: (303) 492-5626/1552
 Web Site Address: http://buffaloes.colorado.edu
 SID Mailing Address: Colorado Media Relations Office,
 Campus Box 357, Boulder, CO 80309-0357

KEY MEDIA CONTACTS

Local Beat Writer
 Neil Woelk, Boulder Daily Camera (303) 472-1313

Radio Network

Play-by-Play Announcer: Larry Zimmer
 Color: Jim Ryan
 Contact Person: Larry Crandell
 Flagship Station/Address: KOA, P.O. Box 85,
 Denver, CO 80236
 Phone: 303-892-4880

OKLAHOMA SOONERS

12:05 P.M. ♦ ESPN+ ♦ SUNDAY, JANUARY 18, 1998 ♦ BOB DEVANEY SPORTS CENTER ♦ LINCOLN, NEB.



Kelvin Sampson
Head Coach



Corey Brewer
Guard

SOONER OUTLOOK

1996-97 Record: 19-11, 9-7 in Big 12 (fifth)
 Final 1997 National Ranking: none
 1997 Postseason Play: 0-1 in NCAA Tournament, lost to Stanford
 Lettermen Returning/Lost: 8/4
 Starters Returning/Lost: 4/1

Top Returnees

Name	Pos.	Ht.	Wt.	Yr.	Pts.	Reb.
Corey Brewer	G	6-2	190	Sr.	17.5	4.5
Eduardo Najera	F	6-7	235	So.	7.0	5.6
Evan Wiley	C	6-11	255	Sr.	6.4	4.8
Bobby Joe Evans	F	6-9	270	Sr.	5.9	2.5

Top Newcomers

Name	Pos.	Ht.	Wt.	Yr.
Ryan Humphrey	F	6-8	225	Fr.
Michael Johnson	G	6-0	170	Jr.
Alex Spaulding	G	6-3	185	Fr.

Key Losses

Name	Pos.	Ht.	Pts.	Reb.
Nate Erdmann	G	6-5	20.5	4.8
Lou Moore	F	6-6	8.7	4.0

1997-98 Schedule

Nov. 15	Jackson State	W, 95-68
Nov. 18	Texas-Arlington	W, 84-51
Nov. 22	Southwest Texas State	W, 88-64
Nov. 28-30	Big Island Invitational*	W, 83-56
Nov. 28	Butler*	W, 83-52
Nov. 29	Pacific/Wisconsin*	W, 89-45
Nov. 30	TBA*	W, 82-58
Dec. 4	Arkansas-Pine Bluff	L, 47-61
Dec. 6	at Mississippi State	W, 74-62
Dec. 13	Memphis	L, 75-78
Dec. 20	Florida-Atlantic	W, 78-59
Dec. 22	North Texas	L, 55-82
Dec. 27	Coppin State**	L, 62-67
Dec. 28	Alabama/Sam Houston State**	W, 84-67
Jan. 3	at Colorado	L, 66-76
Jan. 7	Kansas State	W, 84-77
Jan. 10	at Texas A&M	L, 72-73 (OT)
Jan. 12	Texas	W, 83-69
Jan. 18	at Nebraska	W, 62-59 (OT)
Jan. 21	Iowa State	L, 63-67
Jan. 24	at Baylor	W, 91-66
Jan. 26	Oklahoma State	L, 73-80
Jan. 31	Texas A&M	W, 66-60
Feb. 4	Texas Tech	W, 80-64
Feb. 8	at Texas	L, 68-70
Feb. 14	at Oklahoma State	W, 72-61
Feb. 18	Baylor	W, 67-58
Feb. 21	Missouri	W, 55-41
Feb. 23	at Kansas	L, 80-89
Feb. 28	at Texas Tech	L, 67-80
March 5-8	Big 12 Tournament @ Kansas City, Mo.	

1996-97 Results (19-11, 9-7)

W, 95-68	Northeast Louisiana
W, 84-51	Sam Houston State
W, 88-64	Coppin State
W, 83-56	Delaware State
W, 83-52	Southeast Missouri St.
W, 89-45	Centenary
W, 82-58	Purdue
L, 47-61	at Memphis
W, 74-62	Western Illinois*
L, 75-78	Tulsa*
W, 78-59	at Texas A&M
L, 55-82	at Iowa State
L, 62-67	Texas Tech
W, 84-67	Baylor
L, 66-76	at Texas
W, 84-77	Nebraska
L, 72-73 (OT)	at Oklahoma State
W, 83-69	Texas
W, 62-59 (OT)	Texas A&M
L, 63-67	at Kansas State
W, 91-66	Colorado
L, 73-80	at Missouri
W, 66-60	at Texas Tech
W, 80-64	Oklahoma State
L, 68-70	Kansas
W, 72-61	at Baylor
W, 67-58	Texas A&M**
W, 55-41	Colorado**
L, 80-89	Missouri**
L, 67-80	Stanford***

*-All-College Tournament, Okla. City

**-Big 12 Tournament, Kansas City

***-NCAA Tournament

*-Big Island Invitational, Hilo, Hawaii

**-Oklahoma City, Okla.

GENERAL INFORMATION

Location: Norman, Okla.
 Enrollment: 25,000
 Founded: 1890
 Nickname: Sooners
 Colors: Crimson and cream
 Conference: Big 12
 Home Arena: Lloyd Noble Center (11,100)
 President: David L. Boren
 Athletic Director: Steve Owens

COACHING STAFF

Head Coach: Kelvin Sampson (Pembroke State '78)
 Career Record: 235-181 in 14 years
 Record at Oklahoma: 59-33 in three years
 Sampson vs. NU: 4-1
 Basketball Office Phone: (405) 325-4732
 Best time to reach Sampson: Weekday mornings
 Assistant Coaches: Jason Rabedaux, Ray Lopes, Bennie Seltzer
 Basketball Trainer: Alex Brown

SPORTS INFORMATION

SID Contact: Mike Houck
 Office Phone: (405) 325-8227
 Home Phone: (405) 447-2731
 E-Mail Address: mhouck@ou.edu
 SID FAX Number: (405) 325-7623
 Press Row Phone: (405) 325-1024
 Web Site Address: www.ou.edu
 SID Mailing Address: Room 235, Oklahoma Memorial Stadium, 180 West Brooks, Norman, OK 73019

KEY MEDIA CONTACTS

Local Beat Writer
 Bob Hersom, Daily Oklahoman (405) 475-3314

Radio Network


Play-by-Play Announcer: Bob Barry, Sr.
 Color: Mark Mathew
 Contact Person: Michael Dean
 Flagship Station/Address: KOMA, Box 6000, Moore, OK 73153
 Phone: (405) 271-6330

TEXAS LONGHORNS

8:05 P.M. ♦ ESPN+ ♦ WEDNESDAY, JANUARY 21, 1998 ♦ FRANK ERWIN CENTER ♦ AUSTIN, TEXAS



Tom Penders
Head Coach



Brandy Perryman
Guard

GENERAL INFORMATION

Location: Austin, Texas
 Enrollment: 48,025
 Founded: 1883
 Nickname: Longhorns
 Colors: Burnt orange and white
 Conference: Big 12
 Home Arena: Frank Erwin Special Events Center (16,175)
 Interim President: Dr. Peter T. Flawn
 Athletic Director: DeLoss Dodds

COACHING STAFF

Head Coach: Tom Penders (Connecticut '67)
 Career Record: 464-302 in 26 years
 Record at Texas: 194-93 in nine years
 Penders vs. NU: 3-2
 Basketball Office Phone: (512) 471-5816
 Best time to reach Penders: Weekdays, after 1 p.m.
 Assistant Coaches: Eddie Oran, Carlton Owens, Rob Wright
 Basketball Trainer: Tom McVan

SPORTS INFORMATION

SID Contact: Dave Saba
 Office Phone: (512) 471-1345
 Home Phone: (512) 476-8958
 E-Mail Address: dsaba@mail.utexas.edu
 SID FAX Number: (512) 471-6040
 Press Row Phone: (512) 471-4246
 Web Site Address: www.utexas.edu/athletics, www.hookem.com
 SID Mailing Address: Texas Sports Information, P.O. Box 7399, Austin, TX 78713

KEY MEDIA CONTACTS

Local Beat Writer
 Randy Riggs, Austin-American Statesman (512) 445-3957

Radio Network

Play-by-Play Announcer: Bill Schoening
 Color: Craig Way
 Contact Person: Kent Koen
 Flagship Station/Address: Host Communications, 1120 Capitol of Texas Highway, Building 3, Suite 206, Austin, TX 78703
 Phone: (512) 328-8282

LONGHORN OUTLOOK

1996-97 Record: 18-12, 10-6 in Big 12 (tie third)
 Final 1997 National Ranking: 20th (USA Today), AP-none
 1997 Postseason Play: 2-1 in NCAA Tournament, def. Wisconsin, Coppin State, lost to Louisville
 Lettermen Returning/Lost: 5/5
 Starters Returning/Lost: 2/3

Top Returnees

Name	Pos.	Ht.	Wt.	Yr.	Pts.	Reb.
Kris Clack	G	6-5	215	Jr.	12.6	6.2
Brandy Perryman	G	6-2	190	Sr.	9.2	2.4
Gabe Muoneke	F	6-7	245	So.	5.9	3.8
DeJuan Vazquez	G	6-4	215	Jr.	4.5	2.0

Top Newcomers

Name	Pos.	Ht.	Wt.	Yr.
Luke Axtell	G/F	6-9	200	Fr.
Chris Mihm	C	7-0	245	Fr.
Bernard Smith	G	6-3	175	Fr.

Key Losses

Name	Pos.	Ht.	Pts.	Reb.
Reggie Freeman	G	6-6	21.8	7.6
Dennis Jordan	C	6-9	5.9	3.8

1997-98 Schedule

Nov. 11	Princeton*
Nov. 12	Georgia/North Carolina St.*
Nov. 22	at North Texas
Nov. 26	Liberty
Nov. 28	at Georgia
Dec. 3	American
Dec. 6	Arizona
Dec. 9	Florida
Dec. 17	Louisiana State
Dec. 20	at Illinois
Dec. 27	Houston
Jan. 3	Baylor
Jan. 5	at Missouri
Jan. 10	Kansas
Jan. 12	at Oklahoma
Jan. 17	Texas Tech
Jan. 21	Nebraska
Jan. 24	at Fresno State
Jan. 28	at Iowa State
Jan. 31	Oklahoma State
Feb. 2	at Texas A&M
Feb. 8	Oklahoma
Feb. 11	at Kansas State
Feb. 14	at Texas Tech
Feb. 18	Texas A&M
Feb. 21	at Baylor
Feb. 25	at Oklahoma State
Feb. 28	Colorado
March 5-8	Big 12 Tournament @ Kansas City, Mo.

*-Coaches vs. Cancer Classic, Meadowlands, N.J.

1996-97 Results (18-12, 10-6)

W, 83-81 (OT)	Nebraska
W, 86-79	Rhode Island
W, 82-64	at Florida
W, 71-56	North Texas
L, 78-83	at Arizona
W, 98-86	Fresno State
W, 86-83	at Oregon State
L, 68-80	at Utah
L, 66-74	at Providence
W, 92-58	Oklahoma State
L, 61-86	at Kansas
W, 104-63	Kansas State
W, 86-76 (OT)	at Texas A&M
L, 78-85 (OT)	Louisville
W, 76-66	Oklahoma
W, 78-74	Missouri
L, 72-76	at Baylor
L, 69-83	at Oklahoma
W, 83-67	Texas Tech
W, 90-73	at Oklahoma State
W, 70-67	Baylor
L, 67-79	at Nebraska
W, 57-56	Iowa State
L, 70-72	at Texas Tech
W, 68-57	Texas A&M
L, 60-83	at Colorado
L, 75-80	Missouri*
W, 71-58	Wisconsin**
W, 82-81	Coppin State**
L, 63-78	Louisville**

*-Big 12 Tournament
 **-NCAA Tournament


IOWA STATE CYCLONES

12:45 P.M. ♦ ESPN+ ♦ SATURDAY, JANUARY 24, 1998 ♦ BOB DEVANEY SPORTS CENTER ♦ LINCOLN, NEB.

6:30 P.M. ♦ ESPN ♦ SATURDAY, FEBRUARY 28, 1998 ♦ HILTON COLISEUM ♦ AMES, IOWA



Tim Floyd
Head Coach



Stevie Johnson
Forward

CYCLONE OUTLOOK

1996-97 Record: 22-9, 10-6 in Big 12 (tie for third)
Final 1997 National Ranking: 13th (USA Today), 18th (AP)
1997 Postseason Play: 2-1 in NCAA Tournament, def.
Illinois State, Cincinnati, lost to UCLA
Lettermen Returning/Lost: 9/6
Starters Returning/Lost: 0/5

Top Returnees

Name	Pos.	Ht.	Wt.	Yr.	Pts.	Reb.
Stevie Johnson	F	6-5	220	So.	4.1	1.7
Tony Rampton	C	6-11	210	Jr.	3.3	2.3

Top Newcomers

Name	Pos.	Ht.	Wt.	Yr.
Paris Corner	G	6-1	185	Fr.
Jerry Curry	G	6-2	195	Jr.
Marcus Fizer	F	6-7	240	Fr.
Delvin Washington	G	6-3	200	Jr.

Key Losses

Name	Pos.	Ht.	Pts.	Reb.
Dedric Willoughby	G	6-3	18.9	3.4
Kenny Pratt	F	6-5	14.7	6.1
Kelvin Cato	C	6-11	11.3	8.4
Shawn Bankhead	F	6-6	8.7	3.2
Jacy Holloway	G	6-0	5.5	3.6

1997-98 Schedule

Nov. 23	Northern Iowa	W, 87-58
Nov. 29	Texas-Arlington	W, 82-62
Dec. 2	Arkansas-Pine Bluff	W, 57-36
Dec. 5-6	Cyclone Challenge	W, 64-54
Dec. 5	Texas Southern	W, 74-50
Dec. 6	Southwest Texas/Coppin State	W, 81-74
Dec. 10	at Drake	W, 77-49
Dec. 13	Iowa	W, 59-48
Dec. 20-21	ISU Holiday Classic	W, 66-42
Dec. 20	Alaska-Anchorage	W, 68-65
Dec. 21	Detroit/Grambling State	L, 64-67
Dec. 24-26	Puerto Rico Holiday Classic*	W, 82-55
Dec. 24	Texas Christian*	L, 67-80
Dec. 25	Syracuse/Saint Louis*	L, 45-70
Dec. 26	TBA*	W, 54-48
Dec. 29	at New Orleans	W, 64-61
Jan. 3	at Texas Tech	W, 77-67
Jan. 10	Missouri	W, 71-57
Jan. 14	at Kansas State	W, 61-52
Jan. 17	Texas A&M	L, 62-69
Jan. 21	at Oklahoma	W, 87-59
Jan. 24	at Nebraska	W, 62-58
Jan. 27	Texas	L, 56-57
Jan. 31	at Missouri	L, 69-74 (OT)
Feb. 4	Kansas	W, 65-54
Feb. 7	at Colorado	L, 63-67
Feb. 9	Oklahoma State	W, 72-70
Feb. 14	Colorado	L, 48-72
Feb. 18	Kansas State	W, 69-57
Feb. 21	at Kansas	W, 67-66
Feb. 25	at Baylor	L, 73-74
Feb. 28	Nebraska	
March 5-8	Big 12 Tournament	

1996-97 Results (22-9, 10-6)

Alcorn State
Md.-Eastern Shore
Tennessee-Martin
Siena
Drake
at Iowa
East Tennessee State
UTEP
Texas-Pan American
at Missouri
Marquette
Oklahoma
at Kansas
at Colorado
Kansas State
Texas Tech
at Nebraska
at Texas A&M
Baylor
Kansas
Missouri
at Kansas State
at Texas
Nebraska
Colorado
at Oklahoma State
Texas Tech*
Kansas*
Illinois State**
Cincinnati**
UCLA**

*-Big 12 Tournament, Kansas City, Mo.
**-NCAA Tournament

GENERAL INFORMATION

Location: Ames, Iowa
Enrollment: 24,899
Founded: 1858
Nickname: Cyclones
Colors: Cardinal and gold
Conference: Big 12
Home Arena: Hilton Coliseum (14,020)
President: Dr. Martin C. Jischke
Athletic Director: Gene Smith

COACHING STAFF

Head Coach: Tim Floyd (Louisiana Tech '77)
Career Record: 231-112 in 11 years
Record at Iowa State: 69-29 in three years
Floyd vs. NU: 6-1
Basketball Office Phone: (515) 294-8232
Best time to reach Floyd: contact basketball office
Assistant Coaches: Sam Weaver, Gar Forman, Tom Bardal
Basketball Trainer: Mark Coberley

SPORTS INFORMATION

SID Contact: Beth Haag
Office Phone: (515) 294-3372
Home Phone: (515) 296-9815
E-Mail Address: bhaag@iastate.edu
SID FAX Number: (515) 294-0558
Press Row Phone: (515) 294-6178
Web Site Address: www.cyclone.com
SID Mailing Address: ISU Media Relations Office, 1800
South Fourth Street, Jacobson Athletic Building,
Ames, Iowa 50011

KEY MEDIA CONTACTS

Local Beat Writer
Jeff King, Ames Tribune (515) 232-2160

Radio Network

Play-by-Play Announcer: Pete Taylor
Color: Eric Heft
Radio Contact Person: Jim Waddelow
Flagship Station/Address: Cyclone Radio Network, 4401
Weston Parkway, Suite 224, West Des Moines, IA 50266
Phone: (515) 222-9393

KANSAS STATE WILDCATS

7:05 P.M. ♦ WEDNESDAY, JANUARY 28, 1998 ♦ BRAMLAGE COLISEUM ♦ MANHATTAN, KAN.
 12:45 P.M. ♦ ESPN+ ♦ SATURDAY, FEBRUARY 7, 1998 ♦ BOB DEVANEY SPORTS CENTER ♦ LINCOLN, NEB.



Tom Asbury
Head Coach



Ayome May
Guard

WILDCAT OUTLOOK

1996-97 Record: 10-17, 3-13 in Big 12, (tie for 10th)
 Final 1997 National Ranking: None
 1997 Postseason Play: None
 Lettermen Returning/Lost: 8/3
 Starters Returning/Lost: 3/2

Top Returnees

Name	Pos.	Ht.	Wt.	Yr.	Pts.	Reb.
Ayome May	G	6-4	200	Jr.	10.9	4.2
A. Swartzendruber	G	6-2	185	Sr.	9.6	3.8
Shawn Rhodes	F/C	6-10	230	Jr.	9.6	6.4
Manny Dies	F	6-9	230	Jr.	7.1	5.3

Top Newcomers

Name	Pos.	Ht.	Wt.	Yr.
Duane Davis	G	5-11	175	So.
Adam Lopez	G	6-0	160	Fr.
Ty Sims	F	6-5	225	Jr.
Charles Dinkins	F	6-5	180	Jr.

Key Losses

Name	Pos.	Ht.	Pts.	Reb.
Mark Young	G/F	6-6	12.9	6.4
Gerald Eaker	C	6-11	6.4	4.7

1997-98 Schedule

Nov. 14	Western Carolina
Nov. 22	Long Beach State
Nov. 29	Mercer
Dec. 3	at UMKC
Dec. 6	Coastal Carolina
Dec. 10	at Wichita State
Dec. 14	Arkansas-Little Rock
Dec. 20	Virginia Commonwealth
Dec. 28-29	Fiesta Bowl Classic*
Dec. 28	Davidson*
Dec. 29	Arizona/James Madison*
Jan. 3	Missouri
Jan. 7	at Oklahoma
Jan. 10	at Baylor
Jan. 14	Iowa State
Jan. 17	at Kansas
Jan. 21	at Texas Tech
Jan. 25	Colorado
Jan. 28	Nebraska
Jan. 31	at Colorado
Feb. 7	at Nebraska
Feb. 11	Texas
Feb. 14	Kansas
Feb. 18	at Iowa State
Feb. 21	Oklahoma State
Feb. 25	Texas A&M
Feb. 28	at Missouri
March 5-8	Big 12 Tournament @ Kansas City, Mo.

1996-97 Results (10-17, 3-13)

W, 73-53	Missouri-Kansas City
W, 80-54	No. Carolina-Asheville
W, 85-66	Morgan State
L, 59-74	Wichita State
W, 73-61	at Bradley
W, 84-80 (OT)	Coppin State
W, 62-54	Bethune-Cookman
L, 43-75	at Michigan State
W, 69-63	Arkansas-Pine Bluff
L, 54-95	at Xavier
L, 59-62	Kansas
L, 63-104	at Texas
L, 77-87 (OT)	at Nebraska
L, 64-73	Texas Tech
L, 48-54	at Iowa State
L, 67-76	at Texas A&M
L, 60-69	Colorado
L, 63-85	at Missouri
L, 59-64	at Oklahoma State
W, 67-63	Oklahoma
W, 61-53	Nebraska
L, 58-62	Iowa State
L, 57-67	at Colorado
L, 58-78	at Kansas
L, 58-75	Baylor
W, 76-60	Missouri
L, 57-73	Texas Tech*
*-Big 12 Tournament	

*-Fiesta Bowl Classic, Tucson, Ariz.

GENERAL INFORMATION

Location: Manhattan, Kan.
 Enrollment: 20,325
 Founded: 1863
 Nickname: Wildcats
 Colors: Purple and white
 Conference: Big 12
 Home Arena: Fred Bramlage Coliseum (13,500)
 President: Dr. Jon Wefald
 Athletic Director: Max Urick

COACHING STAFF

Head Coach: Tom Asbury (Wyoming '68)
 Career Record: 164-103 in nine years
 Record at Kansas State: 39-44 in three years
 Asbury vs. NU: 3-3
 Basketball Office Phone: (785) 532-6531
 Best time to reach Asbury: Weekday mornings
 Assistant Coaches: David Campbell, Mark Fox,
 Basketball Trainer: TBA

SPORTS INFORMATION

SID Contact: Dan Wallenberg
 Office Phone: (785) 532-6735
 Home Phone: (785) 565-9084
 E-Mail Address: dwallen@ksu.edu
 SID FAX Number: (785) 532-6093
 Press Row Phone: (785) 539-3423
 Web Site Address: www.ksu.edu/sportsinfo/
 SID Mailing Address: Bramlage Coliseum, Suite 144, 1800
 College Avenue, Manhattan, KS 66502

KEY MEDIA CONTACTS

Local Beat Writer
 Mark Janssen, Manhattan Mercury (785) 776-2300, ext. 244

Radio Network

Play-by-Play Announcer: Greg Sharpe
 Color: Ben Boyle
 Contact Person: Ed O'Donnell
 Flagship Station/Address: WIBW, Box 119, Topeka, KS
 66601
 Phone: (785) 272-3456


MISSOURI TIGERS

7:05 P.M. ♦ WEDNESDAY, FEBRUARY 4, 1998 ♦ HEARNES CENTER ♦ COLUMBIA, MO.

7:05 P.M. ♦ WEDNESDAY, FEBRUARY 18, 1998 ♦ BOB DEVANEY SPORTS CENTER ♦ LINCOLN, NEB.



Norm Stewart
Head Coach



Kelly Thames
Forward

TIGER OUTLOOK

1996-97 Record: 16-17, 5-11 in Big 12 (ninth)
Final 1997 National Ranking: none
1997 Postseason Play: none
Lettermen Returning/Lost: 5/7
Starters Returning/Lost: 2/3

Top Returnees

Name	Pos.	Ht.	Wt.	Yr.	Pts.	Reb.
Kelly Thames	F	6-8	220	Sr.	13.0	6.1
Jeff Hafer	G	6-5	180	So.	6.7	3.7
Tyron Lee	F/G	6-6	195	Sr.	9.5	4.5

Top Newcomers

Name	Pos.	Ht.	Wt.	Yr.
Brian Grawer	G	6-0	160	Fr.
Johnny Parker	G/F	6-6	205	Fr.
Albert White	G/F	6-4	230	So.
John Woods	G	6-3	185	Jr.

Key Losses

Name	Pos.	Ht.	Pts.	Reb.
Jason Sutherland	G	6-1	12.6	2.4
Derek Grimm	F	6-10	11.9	4.9
Corey Tate	G/F	6-4	6.3	3.1

1996-97 Schedule

Nov. 16	Western Carolina
Nov. 24-26	Maui Invitational*
Nov. 24	DePaul*
Nov. 25	Duke/Chaminade*
Nov. 26	TBA*
Dec. 3	Coppin State
Dec. 6	at Arkansas
Dec. 10	Oral Roberts
Dec. 13	Southeast Missouri State
Dec. 20	Sam Houston State
Dec. 23	Illinois**
Dec. 30	Maryland
Jan. 3	at Kansas State
Jan. 5	Texas
Jan. 10	at Iowa State
Jan. 14	Oklahoma State
Jan. 17	at Colorado
Jan. 19	Kansas
Jan. 25	at Wake Forest
Jan. 28	at Texas Tech
Jan. 31	Iowa State
Feb. 4	Nebraska
Feb. 8	at Kansas
Feb. 11	at Baylor
Feb. 14	Texas A&M
Feb. 18	at Nebraska
Feb. 21	at Oklahoma
Feb. 25	Colorado
Feb. 28	Kansas State
March 5-8	Big 12 Tournament @ Kansas City, Mo.

1996-97 Results (16-17, 5-11)

W, 76-46	Chicago State
W, 83-74	Tennessee-Chattanooga*
L, 45-47	Clemson*
W, 73-71 (OT)	Creighton*
W, 81-47	Arkansas State
L, 76-80	Arkansas
W, 64-50	Southeast Missouri St.
W, 77-56	Northwest Missouri St.
W, 90-63	Mercer
L, 77-88	at Iowa
L, 69-85	Illinois**
W, 111-69	Southern
L, 65-68	Iowa State
L, 78-87	Colorado
L, 67-68	at Oklahoma State
W, 82-66	Baylor
L, 53-76	at Nebraska
W, 75-74	Nebraska
L, 74-78	at Texas
L, 57-61	at Texas A&M
W, 85-63	Kansas State
W, 96-94 (2OT)	Kansas
L, 65-73	Wake Forest
L, 59-87	at Missouri
W, 80-73	Oklahoma
L, 67-79	at Kansas
L, 75-84	at Colorado
L, 73-84	Texas Tech
L, 60-76	at Kansas State
W, 78-72	Nebraska**
W, 80-75	Texas**
W, 89-80	Oklahoma**
L, 60-87	Kansas**

*-Maui Invitational, Lahaina, Hawaii
**-St. Louis, Mo.

*-San Juan Shootout, San Juan, P.R.
**-Big 12 Tournament, Kansas City, Mo.

GENERAL INFORMATION

Location: Columbia, Mo.
Enrollment: 22,483
Founded: 1839
Nickname: Tigers
Colors: Old gold and black
Conference: Big 12
Home Arena: Hearn Center (13,300)
Interim Chancellor: Dr. Richard L. Wallace
Athletic Director: Joe Castiglione

COACHING STAFF

Head Coach: Norm Stewart (Missouri '56)
Career Record: 694-351 in 36 years
Record at Missouri: 597-309 in 30 years
Stewart vs. NU: 45-26
Basketball Office Phone: (573) 882-3463
Best time to reach Stewart: Weekdays, 9 a.m.-Noon
Assistant Coaches: Kim Anderson, Rich Daly, Lee Winfield
Basketball Trainer: Pat Beckmann

SPORTS INFORMATION

SID Contact: Chad Moller
Office Phone: (573) 882-2531
Home Phone: (573) 474-1580
E-Mail Address: Chad.Moller@muccmail.missouri.edu
SID FAX Number: (573) 882-4720
Press Row Phone: (573) 882-1442
Web Site Address: www.missouri.edu
SID Mailing Address: Sports Information Office,
P.O. Box 677, Hearn Center, Columbia, MO 65205

KEY MEDIA CONTACTS

Local Beat Writer
Matt Schuckman, Columbia Daily Tribune (573) 815-1788

Radio Network


Play-by-Play Announcer: Mike Kelly
Color: Gary Link
Contact Person: Jim Buckle
Flagship Station/Address: Tiger Network, P.O. Box 104180,
Jefferson City, MO 65110-4180
Phone: (573) 893-7200

TEXAS A&M AGGIES

7:00 P.M. ♦ WEDNESDAY, FEBRUARY 11, 1998 ♦ G. ROLLIE WHITE COLISEUM ♦ COLLEGE STATION, TEXAS



Tony Barone
Head Coach



Jerald Brown
Guard/Forward

GENERAL INFORMATION

Location: College Station, Texas
Enrollment: 43,093
Founded: 1872
Nickname: Aggies
Colors: Maroon and white
Conference: Big 12
Home Arena: G. Rollie White Coliseum (7,500)
President: Dr. Ray M. Bowen
Athletic Director: Wally Groff

COACHING STAFF

Head Coach: Tony Barone (Duke '68)
Career Record: 171-182 in 12 years
Record at Texas A&M: 69-100 in six years
Barone vs. NU: 3-6
Basketball Office Phone: (409) 845-4531
Best time to reach Barone: Weekday mornings
Assistant Coaches: Porter Moser, Desmond Oliver, Ed Molitor
Basketball Trainer: Mike Ricke

SPORTS INFORMATION

SID Contact: Colin Killian
Office Phone: (409) 845-5728
Home Phone: (409) 693-5981
E-Mail Address: colin@athletics.tamu.edu
SID FAX Number: (409) 845-0564
Press Row Phone: (409) 845-0006
SID Mailing Address: Sports News Office, Texas A&M University, College Station, TX 77843-1228

KEY MEDIA CONTACTS

Local Beat Writer
Brent Zwermeman--Bryan/College Station Eagle (409) 776-4444

Radio Network
Play-by-Play Announcer: Dave South
Color: John Thornton
Flagship Station/Address: Clear Channel Radio, Texas A&M Athletic Dept., College Station, TX 77843-1228
Phone: (409) 845-3248

AGGIE OUTLOOK

1996-97 Record: 9-18, 3-13 in Big 12 (tie 10th)
Final 1997 National Ranking: None
1997 Postseason Play: None
Lettermen Returning/Lost: 8/2
Starters Returning/Lost: 4/1

Top Returnees

Name	Pos.	Ht.	Wt.	Yr.	Pts.	Reb.
Calvin Davis	F	6-8	205	Jr.	13.3	7.0
Shanne Jones	F	6-5	230	Jr.	11.3	4.1
Jerald Brown	G/F	6-8	225	So.	10.1	3.9
Dario Quesada	F/C	6-9	230	Sr.	6.2	6.3

Top Newcomers

Name	Pos.	Ht.	Wt.	Yr.
T.J. Brown	G	6-1	180	Fr.
Chris Clayton	G	6-3	200	Jr.
Chris Richards	F/C	6-10	245	Jr.
Michael Schmidt	G	6-5	205	Fr.

Key Loss

Name	Pos.	Ht.	Pts.	Reb.
Tracey Anderson	G	6-2	11.7	3.0

1996-97 Schedule

Nov. 22	Stephen F. Austin
Nov. 24	Missouri-Kansas City
Nov. 29	Bethune-Cookman
Dec. 1	Southern
Dec. 3	at Alabama
Dec. 8	Sam Houston State
Dec. 10	Colorado State
Dec. 19	at Arizona State
Dec. 21	Md.-Eastern Shore
Dec. 30	at Washington State
Jan. 3	Oklahoma State
Jan. 7	at Baylor
Jan. 10	Oklahoma
Jan. 14	Kansas
Jan. 17	at Iowa State
Jan. 24	at Oklahoma State
Jan. 28	Colorado
Jan. 31	at Oklahoma
Feb. 2	Texas
Feb. 7	at Texas Tech
Feb. 11	Nebraska
Feb. 14	at Missouri
Feb. 18	at Texas
Feb. 21	Texas Tech
Feb. 25	at Kansas State
Feb. 28	Baylor
March 5-8	Big 12 Tournament @ Kansas City, Mo.

1996-97 Results (9-18, 3-13)

North Carolina A&T
Colorado State
Illinois-Chicago
at North Texas
Southeastern Louisiana
Georgia Southern
at Mo.-Kansas City
Clemson
Princeton*
Northern Iowa*
Oklahoma
at Baylor
at Nebraska
Texas
at Kansas
Kansas State
Missouri
Iowa State
at Oklahoma
at Colorado
Texas Tech
Oklahoma State
at Oklahoma State
Baylor
at Texas
at Texas Tech
Oklahoma**

*-Sierra Medical Center Sun Classic, El Paso, Texas
**-Big 12 Tournament, Kansas City, Mo.

BAYLOR BEARS

7:05 P.M. ♦ SATURDAY, FEBRUARY 14, 1998 ♦ BOB DEVANEY SPORTS CENTER ♦ LINCOLN, NEB.



Harry Miller
Head Coach



Brian Skinner
Center

GENERAL INFORMATION

Location: Waco, Texas
 Enrollment: 12,000
 Founded: 1845
 Nickname: Bears
 Colors: Green and gold
 Conference: Big 12
 Home Arena: The Ferrell Center (10,084)
 President: Dr. Robert B. Sloan, Jr.
 Athletic Director: Tom Stanton

COACHING STAFF

Head Coach: Harry Miller (Texas Lutheran '74)
 Career Record: 36-49 in three years
 Record at Baylor: same
 Miller vs. NU: 1-0
 Basketball Office Phone: (254) 710-3096
 Best time to reach Miller: Weekday mornings
 Assistant Coaches: Brad Autry, Rodney Terry, Mike Wilson
 Basketball Trainer: Jerry Pate

SPORTS INFORMATION

SID Contact: Brian McCallum
 Office Phone: (254) 710-3043
 Home Phone: (254) 867-8468
 E-Mail Address: Brian_McCallum@baylor.edu
 SID FAX Number: (254) 710-1369
 Press Row Phone: (254) 710-3955
 Web Site Address: www.baylor.edu/~athletics
 SID Mailing Address: 150 Bear Run, Waco, Texas 76711

KEY MEDIA CONTACTS

Local Beat Writer
 John Werner, Waco Tribune-Herald (254) 757-5710

Radio Network

Play-by-Play Announcer: John Morris
 Color: Pat Nunley
 Flagship Station/Address: WACO, 150 Bear Run,
 Waco, TX 76711
 Phone: (254) 755-1234

BEAR OUTLOOK

1996-97 Record: 18-12, 6-10 in Big 12 (eighth)
 Final 1997 National Ranking: none
 1997 Postseason Play: none
 Lettermen Returning/Lost: 11/2
 Starters Returning/Lost: 3/2

Top Returnees

Name	Pos.	Ht.	Wt.	Yr.	Pts.	Reb.
Brian Skinner	C	6-10	245	Sr.	16.1	8.4
Patrick Hunter	G	5-9	185	Sr.	11.8	3.1
Roddrick Miller	G	6-3	190	Sr.	7.9	2.6
Leon Morris	G	6-6	190	So.	5.3	2.5

Top Newcomers

Name	Pos.	Ht.	Wt.	Yr.
Jeff Gipson	F	6-8	230	Jr.
Marcus Golson	F	6-7	190	Fr.
B.J. Sellers	G	6-3	185	So.

Key Losses

Name	Pos.	Ht.	Pts.	Reb.
Doug Brandt	F	6-10	10.6	6.3
Damond Mannon	G	6-1	6.8	2.4

1997-98 Schedule

Nov. 15	Troy State
Nov. 22	at Lamar
Nov. 25	Northwestern State
Nov. 29	Eastern Washington
Dec. 3	Arkansas State
Dec. 8	Arizona
Dec. 12-13	TCU Tournament*
Dec. 20	at Nevada
Dec. 30	Pacific
Jan. 3	at Texas
Jan. 7	Texas A&M
Jan. 10	Kansas State
Jan. 14	at Texas Tech
Jan. 17	Oklahoma State
Jan. 21	at Colorado
Jan. 24	Oklahoma
Jan. 28	at Kansas
Feb. 1	Texas Tech
Feb. 7	at Oklahoma State
Feb. 11	Missouri
Feb. 14	at Nebraska
Feb. 18	at Oklahoma
Feb. 21	Texas
Feb. 25	Iowa State
Feb. 28	at Texas A&M
March 5-8	Big 12 Tournament @ Kansas City, Mo.

*-Fort Worth, Texas

1996-97 Results (18-12, 6-10)

L, 77-78	Southern Illinois*
W, 74-54	UNC Wilmington*
W, 77-71	Montana*
W, 73-68	Lamar
W, 79-71 (OT)	Missouri-Kansas City
W, 67-63	Northeast Louisiana
W, 94-63	Texas Southern
W, 68-63	at Auburn
W, 76-63	Prairie View A&M
W, 66-57	Texas-Pan American
W, 65-56	Northwestern State
W, 87-55	Drake
L, 75-86	at Texas Tech
W, 69-66	Texas A&M
L, 68-87	Kansas
L, 66-82	at Missouri
L, 67-84	at Oklahoma
L, 70-74	Colorado
L, 61-89	at Oklahoma State
W, 76-72	Texas
W, 78-77	Oklahoma State
L, 52-61	at Iowa State
W, 90-57	Hardin-Simmons
L, 67-70	at Texas
W, 77-76 (2OT)	Texas Tech
W, 71-60	Nebraska
L, 57-62	at Texas A&M
W, 75-58	at Kansas State
L, 61-72	Oklahoma
L, 66-80	Oklahoma State**

*-Fairbanks, Alaska

**-Big 12 Tournament, Kansas City, Mo.

TEXAS TECH RED RAIDERS

7:05 P.M. ♦ WEDNESDAY, FEBRUARY 25, 1998 ♦ BOB DEVANEY SPORTS CENTER ♦ LINCOLN, NEB.



James Dickey
Head Coach



Cory Carr
Guard

GENERAL INFORMATION

Location: Lubbock, Texas
Enrollment: 24,721
Founded: 1925
Nickname: Red Raiders
Colors: Scarlet and black
Conference: Big 12
Home Arena: Lubbock Municipal Coliseum (8,174)
President: Dr. Don Haragan
Athletics Director: Gerald Myers

COACHING STAFF

Head Coach: James Dickey (Central Arkansas '76)
Career Record: 119-58 in six years
Record at Texas Tech: same
Dickey vs. NU: 1-0
Basketball Office Phone: (806) 742-3355
Best time to reach Dickey: contact basketball SID
Assistant Coaches: Greg Pinkney, Robert Brashear, James Rike
Basketball Trainer: Jon Murray

SPORTS INFORMATION

SID Contact: Warren Miller
Office Phone: (806) 742-2770
Home Phone: (806) 798-8015
E-Mail Address: WBMiller@ttu.edu
SID FAX Number: (806) 742-1970
Press Row Phone: (806) 742-3688
Web Site Address: www.texastech.com
SID Mailing Address: Texas Tech Sports Information,
Box 43021, 6th & Boston, Lubbock, TX 79409-3021

KEY MEDIA CONTACTS

Local Beat Writer
Randy Rosetta, Lubbock Avalanche-Journal (806) 762-8844

Radio Network

Play-by-Play Announcer: Jack Dale
Radio Contact Person: Loyd Senn
Flagship Station/Address: P.O. Box 6060
Lubbock, TX 79493
Phone: (806) 792-2000

RED RAIDER OUTLOOK

1996-97 Record: 19-9, *10-6 in Big 12 (12th)
Final 1997 National Ranking: None
1997 Postseason Play: None
Lettermen Returning/Lost: 8/4
Starters Returning/Lost: 2/3
*-Texas Tech later forfeited all league games.

Top Returnees

Name	Pos.	Ht.	Wt.	Yr.	Pts.	Reb.
Cory Carr	G/F	6-4	200	Sr.	23.1	4.6
Stan Bonewitz	G	6-3	190	Jr.	10.8	3.2
Rayford Young	G	5-11	165	So.	7.4	1.9
Archie Myers	G	6-3	195	Sr.	2.5	1.4

Top Newcomers

Name	Pos.	Ht.	Wt.	Yr.
Kevin Clayton	G	6-5	190	Fr.
James Johnson	F/C	6-8	250	Fr.
Johnny Phillips	F/C	6-8	235	Fr.

Key Losses

Name	Pos.	Ht.	Pts.	Reb.
Tony Battie	C	6-11	18.8	11.8
Gracen Averil	F/G	6-5	8.2	2.9
Gionet Cooper	F	6-8	7.0	8.6

1997-98 Schedule

Nov. 22	at Southern Methodist
Nov. 25	Texas Christian
Nov. 29	at Old Dominion
Dec. 3	George Washington
Dec. 6	Southwestern Louisiana
Dec. 9	at Southwest Missouri State
Dec. 13	Prairie View A&M
Dec. 20	at New Mexico
Dec. 30	Stephen F. Austin
Jan. 3	Iowa State
Jan. 10	at Oklahoma State
Jan. 14	Baylor
Jan. 17	at Texas
Jan. 21	Kansas State
Jan. 24	at Kansas
Jan. 28	Missouri
Feb. 1	Missouri
Feb. 4	at Oklahoma
Feb. 7	Texas A&M
Feb. 11	at Colorado
Feb. 14	Texas
Feb. 18	Oklahoma State
Feb. 21	at Texas A&M
Feb. 25	at Nebraska
Feb. 28	Oklahoma
March 5-8	Big 12 Tournament @ Kansas City, Mo.

1996-97 Results (19-9, 10-6)

W, 96-79	Southern Mississippi
W, 80-73	at Nicholls State
W, 84-75	at George Washington
W, 94-83	Arkansas-Little Rock
W, 77-68	New Mexico
L, 89-93	at Texas Christian
W, 99-51	Texas-San Antonio
W, 111-101	Fresno State*
L, 105-122	New Mexico State**
W, 77-74	Wyoming
W, 86-75	Baylor
W, 73-64	at Oklahoma State
L, 78-80	Colorado
W, 67-62	at Oklahoma
W, 73-64	at Kansas State
W, 70-64 (OT)	Oklahoma State
L, 61-64	at Iowa State
L, 77-86	Kansas
L, 67-83	at Texas
W, 87-74	Nebraska
W, 80-65	Texas A&M
L, 76-77 (OT)	at Baylor
L, 60-66	Oklahoma
W, 72-70	Texas
W, 84-73	at Missouri
W, 77-66	Texas A&M
W, 73-57	Kansas State***
L, 70-72	Iowa State***

*-at Las Vegas, Nev.

**-Cowboy Shootout, Casper, Wyo.

***-Big 12 Tournament, Kansas City, Mo.
Texas Tech later forfeited its Big 12 wins

BIG 12 SERIES RECORDS, NOTES

THE BAYLOR SERIES: NEBRASKA 3, BAYLOR 2

Year	NU-BU	Site
1949-50	69-55	(H)
1981-82	64-63	(A)
1982-83	59-56	(H)
1987-88	79-82	(N)
1996-97	60-71	(A)

In Lincoln: Nebraska leads, 2-0
 In BDSC: Nebraska leads, 1-0
 In Waco: Series tied, 1-1
 At Ferrell Center: BU leads, 1-0
 At Maui: BU leads, 1-0

HUSKER-BEAR NOTES

◆ Nebraska won the first three series meetings, but Baylor has won the two most recent, including the only meeting as members of the Big 12.

◆ Nebraska has won both meetings in Lincoln, including the only meeting in the Devaney Center in 1982-83.

THE COLORADO SERIES: NEBRASKA 60, COLORADO 59

In Lincoln: Nebraska leads, 41-12
 At Devaney Sports Center: Nebraska leads, 18-4
 In Boulder: Colorado leads, 34-19
 At Coors Events Center: Nebraska leads, 10-8
 In Kansas City: Colorado leads, 13-1
 At Kemper Arena: Colorado leads, 2-0
 In Phillips 66 Big Eight Tournament: Colorado leads, 1-0

Year	NU-CU	Site	Year	Score	Site
1902-03	28-12	(A)	1961-62	56-58	(H)
1919-20	27-16	(A)	1962-63	63-74	(A)
	24-17	(A)		47-59	(KC)
1937-38	29-18	(H)		47-75	(H)
1947-48	59-55	(A)	1963-64	51-80	(A)
	58-53	(H)		58-80	(KC)
1948-49	45-43	(H)		52-60	(H)
	56-45	(A)		73-89	(A)
1949-50	57-67	(KC)	1964-65	52-70	(KC)
	59-72	(A)		52-62	(A)
	59-49	(H)		66-59	(H)
1950-51	45-51	(A)	1965-66	70-63	(H)
	58-45	(H)		88-95	(A)
1951-52	63-68	(B)	1966-67	66-73	(KC)
	63-61	(H)		84-80	(H)
	65-67	(A)		57-64	(A)
1952-53	53-67	(KC)	1967-68	87-73	(H)
	80-65	(A)		73-75	(A)
	78-86	(H)	1968-69	81-83	(A)
1953-54	67-75	(H)		79-65	(H)
	58-83	(A)	1969-70	60-72	(KC)
1954-55	47-89	(KC)		60-58	(H)
	84-77	(H)		59-76	(A)
	66-77	(A)	1970-71	77-67	(KC)
1955-56	63-78	(A)		65-63	(A)
	50-77	(H)		85-71	(H)
1956-57	74-52	(H)	1971-72	67-55	(H)
	56-60	(A)		57-67	(A)
1957-58	50-41	(H)	1972-73	59-67	(H)
	52-54	(A)		63-71	(A)
1958-59	50-54	(KC)	1973-74	64-65	(A)
	50-57	(A)		65-42	(H)
	62-61	(H)	1974-75	85-59	(H)
1959-60	55-64	(KC)		61-62	(A)
	(OT) 57-62	(A)	1975-76	66-64	(A)
	54-58	(H)		80-61	(H)
1960-61	65-61	(H)	1976-77	50-55	(KC)
	**51-66	(A)		69-54	(H)
				73-62	(A)

1977-78	64-73 (A)	1987-88	63-57 (A)
	86-75 (H)		75-67 (H)
1978-79	61-74 (KC)	1988-89	80-83 (A)
	61-64 (A)		97-59 (H)
	79-52 (H)	1989-90	91-82 (A)
1979-80	53-44 (A)		96-82 (H)
	55-56 (H)	1990-91	69-86 (A)
1980-81	59-62 (H)		86-72 (H)
	57-56 (A)	1991-92	84-74 (A)
	*66-70 (H)		84-70 (H)
1981-82	74-57 (A)	1992-93	82-67 (A)
	74-57 (H)		76-67 (H)
1982-83	69-72 (A)	1993-94	106-67 (H)
	68-56 (H)		81-86 (A)
1983-84	57-60 (A)	1994-95	100-86 (A)
	75-67 (H)		74-80 (H)
1984-85	85-67 (H)	1995-96	79-74 (H)
	61-64 (A)		64-78 (A)
1985-86	77-60 (A)	1996-97	73-79 (A)
	79-72 (H)		77-69 (H)
1986-87	86-66 (H)		
	68-65 (A)		

*Phillips 66 Big Eight Tournament
 **Colorado forfeit

HUSKER-BUFFALO NOTES

◆ Nebraska has won 16 of the last 21 meetings between the teams to take a 60-59 series lead. Nebraska has won 14 of the last 15 over the Buffs in Lincoln, dropping only an 80-74 decision in 1994-95.

◆ Colorado is Nebraska's second-oldest Big Eight rival, as the teams first met during the 1902-03 season in Boulder. The series, though, ranks as Nebraska's second shortest among former Big Eight teams at 119 games (NU has faced Oklahoma State 101 times).

◆ Nebraska's win over Colorado in Lincoln last season was one of two Husker victories over ranked opponents in 1996-97, marking the seventh straight year NU has beaten a ranked opponent. Colorado entered the game ranked 15th in the nation.

HUSKER-BUFFALO SUPERLATIVES

Most consecutive wins (year ended): Nebraska eight (1949-50, first eight games of series); Colorado 11 (1964-65).

Most points scored: Nebraska 106, at Lincoln, Jan. 8, 1994; Colorado, 95, at Boulder, March 5, 1966.

Highest combined score: 186, Nebraska 100, Colorado 86, at Boulder, Feb. 8, 1995.

Biggest winning margin: Nebraska, 39, at Lincoln, Jan. 8, 1994 (105-67); Colorado 42, at Big Seven Tournament, Dec. 29, 1954 (89-47).

Individual scoring high: Nebraska 31, Jaron Boone, at Boulder, Feb. 8, 1995; Colorado, 42, Chuck Gardner, at Boulder, March 5, 1966.



**THE IOWA STATE SERIES:
NEBRASKA 120, IOWA STATE 86**

In Lincoln: Nebraska leads, 71-27
 At Devaney Sports Center: Nebraska leads, 14-8
 In Ames: Iowa State leads, 52-44
 At Hilton Coliseum: Iowa State leads, 14-12
 In Kansas City: Iowa State leads, 8-5
 At Kemper Arena: Iowa State leads, 2-1
 In Phillips 66 Big Eight Tournament: Iowa State leads, 2-1

Year	NU-ISU	Site	1931-32	28-24	(A)
1908-09	42-20	(H)	32-33	(H)	
	40-21	(H)	1932-33 (OT)25-30	(H)	
	16-22	(A)	43-16	(A)	
1909-10	31-17	(A)	1933-34	37-31	(A)
	24-21	(H)	26-21	(H)	
	29-26	(H)	1934-35	32-31	(H)
1910-11	23-34	(A)	14-22	(A)	
	17-18	(A)	1935-36 (OT)40-41	(A)	
	41-20	(H)	49-20	(H)	
1911-12	31-33	(H)	1936-37	45-33	(H)
	27-31	(A)	48-31	(A)	
	22-19	(A)	1937-38	35-32	(A)
1912-13	33-12	(H)	50-23	(H)	
	40-14	(H)	1938-39	51-44	(H)
	31-21	(A)	28-41	(A)	
1913-14	31-12	(A)	1939-40	44-28	(H)
	29-12	(A)	33-40	(A)	
	16-10	(A)	1940-41	38-35	(A)
1914-15	28-8	(H)	41-36	(H)	
	24-12	(H)	1941-42	33-39	(A)
	15-9	(A)	39-31	(H)	
1915-16	16-3	(A)	1942-43	38-50	(A)
	24-16	(H)	51-36	(H)	
	41-13	(H)	1943-44	24-56	(H)
1916-17	3-15	(H)	35-58	(A)	
	25-12	(H)	1944-45	38-50	(H)
	24-12	(A)	45-47	(A)	
1917-18	11-25	(A)	1945-46	39-57	(A)
	35-21	(H)	45-57	(H)	
	31-14	(H)	1946-47	54-51	(KC)
1918-19	23-14	(A)	44-61	(A)	
	29-17	(A)	54-56	(H)	
	7-19	(A)	1947-48	44-55	(A)
1919-20	17-24	(A)	62-57	(H)	
	22-24	(H)	1948-49	71-50	(H)
	24-21	(H)	44-41	(A)	
1920-21	30-38	(A)	1949-50 (OT)85-67	(KC)	
	32-23	(A)	64-46	(H)	
	33-16	(H)	(OT)56-54	(A)	
1921-22	37-11	(H)	1950-51	51-49	(H)
	21-14	(A)	51-67	(A)	
	7-26	(H)	1951-52	66-76	(KC)
1922-23	21-15	(A)	72-78	(A)	
	17-21	(H)	75-53	(H)	
	18-16	(A)	1952-53	83-79	(KC)
1923-24	27-14	(H)	60-78	(H)	
	37-17	(H)	66-93	(A)	
	28-13	(A)	1953-54	74-60	(A)
1924-25	18-13	(H)	78-65	(H)	
	27-12	(A)	1954-55	76-63	(H)
	35-19	(H)	75-82	(A)	
1925-26	24-26	(A)	1955-56 (OT)69-71	(H)	
	37-26	(H)	74-94	(A)	
	32-26	(A)	1956-57	69-89	(KC)
1926-27	45-39	(H)	47-59	(A)	
	33-37	(A)	67-58	(H)	
	32-22	(A)	1957-58	51-61	(KC)
1927-28	52-50	(H)	52-57	(H)	
	31-19	(H)	63-78	(A)	
	28-42	(A)			

1958-59	52-49	(H)	1977-78	59-65	(H)
	56-59	(A)		62-56	(A)
1959-60	53-57	(A)	1978-79	72-68	(A)
	69-49	(H)		46-48	(H)
1960-61	58-66	(H)	1979-80	58-50	(A)
	62-68	(A)		69-66	(H)
1961-62	72-84	(A)	1980-81	61-56	(A)
	66-79	(H)		81-61	(H)
1962-63	68-82	(KC)	1981-82	60-47	(H)
	69-83	(A)		61-63	(A)
	54-75	(H)	1982-83	59-54	(A)
1963-64	55-52	(A)		67-66	(H)
	57-55	(H)		*94-71	(H)
1964-65	62-69	(KC)	1983-84	64-63	(A)
	88-79	(H)		48-69	(H)
	69-65	(A)	1984-85	65-76	(A)
1965-66	76-74	(A)		74-57	(H)
	81-70	(H)	1985-86	75-58	(H)
1966-67	94-82	(H)		73-81	(A)
	76-65	(A)		*58-75	(KC)
1967-68	70-85	(A)	1986-87	75-91	(A)
	(OT) 92-93	(H)		66-65	(H)
1968-69	(OT)93-99	(A)	1987-88	76-114	(A)
	(OT) 74-75	(H)		84-85	(H)
1969-70	74-66	(KC)	1988-89	76-88	(A)
	70-72	(A)		77-74	(H)
	87-81	(H)	1989-90	83-91	(H)
1970-71	84-62	(H)		85-101	(A)
	(OT) 69-67	(A)	1990-91	97-87	(H)
1971-72	76-71	(H)		65-57	(A)
	67-76	(A)	1991-92	68-63	(H)
1972-73	64-75	(KC)		80-70	(A)
	60-81	(A)	1992-93	69-96	(A)
	76-82	(H)		91-87	(H)
1973-74(3OT)91-88	(H)		1993-94	78-72	(A)
	58-76	(A)		102-96	(H)
1974-75	75-62	(H)	1994-95	69-72	(A)
	69-82	(A)		77-79	(H)
1975-76	66-56	(A)	1995-96	65-75	(H)
	82-66	(H)		59-74	(A)
1976-77	75-55	(KC)		60-62*	(N)
	49-48	(A)	1996-97	67-77	(H)
	66-51	(H)		(OT) 74-69	(A)

*Phillips 66 Big Eight Tournament

HUSKER-CYCLONE NOTES

◆ Iowa State had won six straight meetings in the series, before Nebraska upset the No. 7 Cyclones in Ames last February. Before ISU's six consecutive wins, Nebraska had won seven of the eight previous meetings.

◆ Former Cyclone standout Eric Heft, who now serves as the color man on the school's radio broadcasts, dished out an ISU school-record 16 assists against NU during the 1973-74 season.

HUSKER-CYCLONE SUPERLATIVES

Most consecutive wins (year ended): Nebraska, 16 (1914-15); Iowa State, seven (1962-63).

Most points scored: Nebraska, 97, at Lincoln, Jan. 12, 1991; Iowa State 114, at Ames, Jan. 20, 1988.

Highest combined score: 198, Nebraska 102, Iowa State 96, at Lincoln, Feb. 12, 1994.

Biggest winning margin: Nebraska 29, at Lincoln, Feb. 15, 1936 (49-20); Iowa State 38, at Ames, Jan. 20, 1988 (114-74).

Individual scoring high: Nebraska 32, Marvin Stewart, twice; Iowa State 39, Don Smith, at Lincoln, Jan. 5, 1968.



1997-98 HUSKER OPPONENTS

THE KANSAS SERIES: KANSAS 141, NEBRASKA 68

In Lincoln: Kansas leads, 50-42
 At Devaney Sports Center: Nebraska leads, 14-7
 In Lawrence: Kansas leads, 73-22
 Allen Fieldhouse: Kansas leads, 36-6
 In Kansas City: Kansas leads, 14-4
 At Kemper Arena: Kansas leads, 2-1
 In Manhattan: Kansas leads, 1-0
 In Phillips 66 Big Eight Tournament: Kansas leads, 2-1

Year	NU-KU	Site	Year	Score	Site
1899-1900	48-8	(H)	1931-32	31-34	(H)
1901-02	35-29	(A)		19-51	(A)
1902-03	23-19	(H)	1932-33	29-32	(A)
1905-06	17-37	(H)		20-34	(H)
1906-07	32-19	(A)	1933-34	24-21	(H)
1907-08	20-17	(A)		24-25	(A)
	23-21	(A)	1934-35	21-32	(A)
	26-28	(H)		24-32	(H)
	25-28	(H)	1935-36	23-45	(A)
1908-09	13-48	(A)		36-43	(H)
	17-36	(A)	1936-37	22-27	(A)
	13-18	(H)		37-32	(H)
	22-28	(KC)	1937-38	33-48	(A)
	15-24	(KC)		47-50	(H)
	32-29	(KC)	1938-39	48-37	(H)
1909-10	17-33	(A)		46-49	(A)
	16-40	(A)	1939-40	24-40	(A)
	20-40	(H)		41-48	(H)
	13-40	(H)	1940-41	38-44	(A)
1910-11	15-11	(A)		53-55	(H)
	12-37	(A)	1941-42	32-51	(H)
	38-26	(H)		30-58	(A)
	34-24	(H)	1942-43	24-56	(H)
1911-12	30-26	(A)		33-52	(A)
	30-27	(A)	1943-44	27-51	(A)
	49-21	(H)		47-56	(H)
	29-28	(H)	1944-45	33-48	(A)
1912-13	40-26	(H)		59-45	(H)
	18-16	(A)	1945-46	45-56	(H)
	*24-30	(N)		30-72	(A)
1914-15	17-45	(A)	1946-47	48-46	(H)
	23-30	(A)		37-69	(A)
1915-16	34-33	(H)	1947-48	(OT)60-64	(KC)
	40-27	(H)		61-57	(A)
1916-17	21-19	(A)		70-64	(H)
	10-30	(A)	1948-49	52-34	(H)
1917-18	24-23	(H)		49-39	(A)
	25-31	(H)	1949-50	57-56	(H)
1918-19	17-31	(A)		36-49	(A)
	29-24	(A)	1950-51	47-63	(KC)
1921-22	15-25	(H)		41-66	(A)
	18-41	(A)		52-61	(H)
1922-23	20-30	(A)	1951-52	66-69	(H)
	15-36	(H)		52-90	(A)
1923-24	18-19	(A)	1952-53	66-73	(KC)
	10-13	(H)		59-65	(H)
1924-25	20-25	(H)		58-77	(A)
	20-28	(A)	1953-54	68-79	(A)
1925-26	14-25	(H)		62-67	(H)
	17-30	(A)	1954-55	66-69	(KC)
1926-27	27-24	(A)		66-62	(H)
	25-34	(H)		66-55	(A)
1927-28	27-33	(A)	1955-56	56-80	(A)
	32-28	(H)		56-60	(H)
1928-29	30-29	(H)	1956-57	54-69	(H)
	37-31	(A)		60-87	(A)
1929-30	20-27	(A)	1957-58	46-102	(A)
	35-36	(H)		43-41	(H)
1930-31	(OT)31-30	(A)	1958-59	55-63	(H)
	29-34	(H)		50-66	(A)

1959-60	47-60	(H)	1976-77	60-57	(H)
	74-79	(A)		66-74	(A)
1960-61	53-78	(KC)		**58-61	(A)
	33-38	(H)	1977-78	62-58	(H)
	69-68	(A)		70-75	(A)
1961-62	68-69	(KC)	1978-79	(OT)66-64	(H)
	69-67	(A)		59-66	(A)
	70-73	(H)	1979-80	64-57	(H)
1962-63	53-72	(A)		61-56	(A)
	39-45	(H)	1980-81	57-54	(H)
1963-64	48-74	(A)		49-75	(A)
	55-64	(H)	1981-82	75-55	(H)
1964-65	56-66	(H)		63-66	(A)
	62-71	(A)	1982-83	68-61	(H)
1965-66	61-71	(KC)		60-58	(A)
	83-75	(H)	1983-84	61-77	(A)
	73-110	(A)		66-67	(H)
1966-67	58-84	(A)	1984-85	80-91	(H)
	57-64	(H)		65-70	(A)
1967-68	60-71	(A)		**69-74	(A)
	76-69	(H)	1985-86	70-81	(H)
1968-69	56-82	(KC)		61-79	(A)
	52-56	(H)	1986-87	65-86	(A)
	73-79	(A)		(OT)83-81	(H)
1969-70	78-73	(KC)	1987-88	70-68	(H)
	84-73	(H)		48-70	(A)
	87-100	(A)	1988-89	74-70	(H)
1970-71	52-72	(KC)		71-80	(A)
	67-81	(H)	1989-90	93-98	(H)
	54-59	(A)		67-94	(A)
1971-72	(OT)55-57	(A)	1990-91	77-85	(A)
	99-78	(H)		85-75	(H)
1972-73	74-72	(KC)		**87-83	(KC)
	59-46	(A)	1991-92	78-103	(A)
	62-59	(H)		(OT)83-81	(H)
1973-74	66-75	(KC)	1992-93	68-64	(H)
	64-79	(A)		83-94	(A)
	46-51	(H)	1993-94	87-94	(A)
1974-75	62-63	(KC)		96-87	(H)
	44-72	(A)	1994-95	67-84	(A)
	(2OT)77-79	(H)		68-91	(H)
1975-76	66-69	(KC)	1995-96	73-88	(H)
	57-54	(H)		71-81	(A)
	62-58	(A)	1996-97	(OT)77-82	(A)
				65-85	(H)

*at Manhattan, Kan.

**Phillips 66 Big Eight Tournament

HUSKER-JAYHAWK NOTES

◆ Kansas has won the past three meetings in the Bob Devaney Sports Center, after Nebraska had won the previous four contests in Lincoln.

◆ Nebraska handed Kansas its worst loss ever, 48-8, in the first-ever meeting between the schools, March 2, 1900. Kansas turned the trick on Nebraska during the 1957-58 season, handing the Cornhuskers their worst loss ever, 102-46, at Lawrence.

◆ The Huskers and Jayhawks combined for 39 points in overtime at Lawrence last season, one off an NCAA record.

HUSKER-JAYHAWK SUPERLATIVES

Most consecutive wins (year ended): Nebraska eight (1912-13); Kansas 12 twice (1944-45, 1954-55).

Most points scored: Nebraska 99, at Lincoln, Feb. 19, 1972; Kansas, 110, at Lawrence, Feb. 26, 1966.

Highest combined score: 191, Kansas 98, Nebraska 93, at Lincoln, Jan. 8, 1990.

Biggest winning margin: Nebraska 40, at Lincoln, March 2, 1900 (48-8); Kansas 56, at Lawrence, Feb. 8, 1958 (102-46).

Individual scoring high: Nebraska 38, Tom Russell, at Lincoln, 1962; Feb. 21, Kansas 46, Wilt Chamberlain, at Lawrence, Feb. 8, 1958.

**THE KANSAS STATE SERIES:
KANSAS STATE 109, NEBRASKA 82**

In Lincoln: Nebraska leads, 51-32
 At Devaney Sports Center: Nebraska leads, 15-7
 In Manhattan: Kansas State leads, 62-28
 At Bramlage Coliseum: Kansas State leads, 6-3
 In Kansas City: Kansas State leads, 16-3
 At Kemper Arena: Kansas State leads, 6-0
 In the Phillips 66 Big Eight Tournament: Kansas State leads, 6-0

Year	NU-KSU	Site	Year	Score	Site
1905-06	50-14	(A)	1943-44	54-47	(H)
1907-08	36-18	(A)		37-40	(A)
1908-09	38-31	(A)	1944-45	46-49	(KC)
1909-10	16-27	(A)		48-70	(A)
	17-28	(H)	1945-46	47-55	(H)
1911-12	26-25	(A)		62-47	(KC)
1912-13	27-16	(H)		44-37	(H)
1914-15	26-19	(A)	1946-47	49-54	(A)
	26-20	(A)		54-63	(A)
1915-16	21-20	(H)	1947-48	54-50	(H)
	26-25	(H)		45-64	(H)
1916-17	13-45	(A)	1948-49	49-56	(A)
	10-34	(A)		34-48	(KC)
1917-18	31-23	(A)		70-48	(H)
	16-26	(A)	1949-50	28-53	(A)
1918-19	32-34	(H)		65-63	(H)
	21-30	(A)	1950-51	60-63	(A)
1921-22	25-24	(A)		53-72	(KC)
	21-13	(H)		50-79	(H)
1922-23	21-15	(A)	1951-52	48-74	(A)
	14-17	(H)		67-87	(KC)
1923-24	27-14	(H)		36-71	(A)
	23-26	(A)	1952-53	60-75	(H)
1924-25	23-11	(A)		80-67	(H)
	32-20	(H)	1953-54	80-108	(A)
1925-26	26-41	(A)		78-74	(KC)
	21-28	(H)		88-75	(H)
1926-27	23-34	(H)	1954-55	70-91	(A)
	26-24	(A)		69-59	(H)
1927-28	24-29	(H)	1955-56	62-79	(A)
	22-28	(A)		51-79	(KC)
1928-29	21-30	(A)		56-66	(H)
	62-45	(H)	1956-57	50-73	(A)
1929-30	41-39	(A)		53-89	(A)
	42-46	(H)		56-81	(H)
1930-31	37-31	(A)	1957-58	57-88	(KC)
	30-32	(H)		57-88	(A)
1931-32	20-32	(A)	1958-59	55-48	(H)
	32-26	(H)		43-50	(H)
1932-33	31-25	(H)	1959-60	51-76	(A)
	30-36	(A)		63-71	(KC)
1933-34	24-25	(A)		70-60	(H)
	38-31	(H)	1960-61	74-83	(A)
1934-35	41-47	(A)		67-77	(H)
	28-21	(H)	1961-62	56-75	(A)
1935-36	43-30	(H)		48-60	(KC)
	40-32	(A)	1962-63	53-72	(A)
1936-37	41-38	(A)		60-84	(H)
	40-37	(H)	1963-64	53-66	(A)
1937-38	46-32	(H)		60-72	(H)
	29-41	(A)		78-100	(KC)
1938-39	38-43	(A)		66-73	(H)
	42-34	(H)	(OT)	66-73	(H)
1939-40	25-32	(A)		48-50	(A)
	61-28	(H)	1964-65	62-57	(A)
1940-41	33-23	(H)		67-79	(H)
	32-35	(A)	1965-66	82-71	(A)
1941-42	44-38	(H)		79-69	(H)
	35-38	(A)	1966-67	81-98	(KC)
1942-43	41-32	(A)		67-59	(A)
(OT)	50-47	(H)		79-71	(H)
			1967-68	66-62	(KC)
				62-78	(A)

1968-69	92-68	(H)	1983-84	56-45	(A)
	72-95	(A)		47-46	(A)
	88-71	(H)		63-56	(H)
1969-70	64-71	(H)		*39-41	(H)
	62-79	(A)	1984-85	75-63	(H)
1970-71	69-70	(A)		62-68	(A)
	87-71	(H)	1985-86	**54-64	(H)
1971-72	61-60	(H)		64-60	(A)
(OT)	76-81	(A)	1986-87	82-114	(A)
1972-73	55-82	(H)		78-76	(H)
	70-97	(A)		*45-47	(KC)
1973-74	47-68	(KC)	1987-88	63-65	(A)
	65-73	(H)		67-77	(H)
	58-54	(A)		*70-75	(KC)
1974-75	63-80	(KC)	1988-89	68-80	(H)
	74-61	(H)		66-80	(A)
	64-65	(A)	1989-90	74-71	(H)
1975-76	65-59	(A)		57-80	(A)
	53-65	(H)	1990-91	74-69	(A)
1976-77	52-57	(H)		85-78	(H)
	62-67	(A)	1991-92	66-70	(A)
1977-78	60-69	(KC)		91-62	(H)
	77-63	(A)	1992-93	64-66	(H)
	63-50	(H)		80-59	(A)
1978-79	55-53	(H)		*45-47	(KC)
	46-58	(A)	1993-94	76-68	(A)
	*60-61	(2OT)(A)		86-77	(H)
1979-80	64-66	(2OT)(A)	1994-95	78-56	(H)
	70-58	(H)		73-75	(A)
	*59-60	(A)	1995-96	68-77	(A)
1980-81	59-49	(H)		70-66	(H)
	49-66	(A)	1996-97	87-77	(H)
1981-82	64-75	(H)		53-61	(A)
	50-67	(A)			
1982-83	59-43	(H)			

*Phillips 66 Big Eight Tournament
 **Kansas State forfeit

HUSKER-WILDCAT NOTES

◆ Nebraska handed Kansas State a 36-point setback in series' initial game at Manhattan during the 1905-06 season.
 ◆ Nebraska's rally from a 20-point first-half deficit against Kansas State was the biggest comeback by a Danny Nee-coached Nebraska team. The 18-point halftime deficit NU overcame against the 'Cats was the largest since complete box scores have been included in NU record books, beginning with the 1972-73 season.
 ◆ After upsetting Kansas in 1958 at Lincoln, Huskers upset Kansas State and Omaha native Bob Boozer in their next outing, 55-48. Despite the loss, Kansas State was No. 1 in the AP poll when the new ranking came out the day after the game and 'Cats went on to finish fourth in NCAA Tournament.

HUSKER-WILDCAT SUPERLATIVES

Most consecutive wins (year ended): Nebraska six, twice (1916-17, 1937-38); Kansas State 11, (1964-65).
Most points scored: Nebraska 92, in Lincoln, Feb. 10, 1968; Kansas State 114, at Manhattan, Jan. 14, 1987.
Biggest winning margin: Nebraska 36, at Manhattan, 1905-06 (50-14, first game of series); Kansas State 36, at Manhattan, Feb. 4, 1957 (89-53).
Individual scoring high: Nebraska, 34, Jerry Fort, in Lincoln, Jan. 17, 1976; Kansas State 30, Willie Murrell, at Kansas City, Mo., Dec. 26, 1963 and Mike Evans, at Manhattan, Feb. 18, 1976.



1997-98 HUSKER OPPONENTS

THE MISSOURI SERIES: MISSOURI 106, NEBRASKA 80

In Lincoln: Nebraska leads, 47-35
 At Devaney Sports Center: Missouri leads, 11-10
 In Columbia: Missouri leads, 58-25
 At Hearnese Center: Missouri leads, 19-6
 In Kansas City: Missouri leads, 12-9
 At Kemper Arena: Missouri leads, 6-2
 In the Phillips 66 Big Eight Tournament: Missouri leads, 6-1

Year	NU-MU	Site	1945-46	54-63	(KC)
1907-08	41-30	(H)		44-42	(A)
1908-09	43-31	(H)		42-39	(H)
1910-11	26-39	(A)	1946-47	41-47	(A)
	(OT) 36-37	(A)		49-60	(H)
	30-23	(H)	1947-48	46-44	(KC)
	20-23	(H)		54-66	(H)
1916-17	16-18	(H)		41-47	(A)
	7-18	(H)	1948-49	50-52	(KC)
1917-18	9-22	(A)		47-46	(H)
	8-16	(A)		52-48	(A)
1918-19	28-26	(A)	1949-50	50-41	(H)
	21-14	(A)		55-48	(A)
1921-22	31-46	(H)	1950-51	54-52	(KC)
	16-55	(A)		54-52	(H)
1922-23	18-33	(A)		57-68	(A)
	22-39	(A)	1951-52	55-60	(H)
1923-24	24-18	(H)		53-68	(A)
	31-11	(A)	1952-53	73-62	(H)
1924-25	25-20	(A)		59-66	(A)
	24-21	(H)	1953-54	57-72	(KC)
1925-26	24-26	(H)		80-72	(H)
	22-24	(A)		67-82	(A)
1926-27	35-23	(A)	1954-55	58-75	(KC)
	27-22	(H)		59-67	(A)
1927-28	15-36	(A)		73-76	(H)
	36-26	(H)	1955-56	66-71	(KC)
1928-29	25-30	(H)		83-77	(H)
	39-33	(A)		80-88	(A)
1929-30	21-27	(A)	1956-57	70-65	(KC)
	34-31	(H)		84-65	(A)
1930-31	42-32	(H)		53-49	(H)
	20-33	(A)	1957-58	54-55	(A)
1931-32	18-30	(A)		(OT) 67-62	(H)
	28-32	(H)	1958-59	81-69	(H)
1932-33	33-37	(A)		81-79	(A)
	31-39	(H)	1959-60	78-67	(KC)
1933-34	26-36	(A)		61-69	(A)
	34-27	(H)		64-59	(H)
1934-35	31-32	(A)	1960-61	90-72	(KC)
	21-23	(H)		62-48	(H)
1935-36	31-26	(H)		76-97	(A)
	43-33	(A)	1961-62	65-63	(A)
1936-37	31-22	(A)		63-81	(H)
	50-21	(H)	1962-63	61-69	(H)
1937-38	18-27	(H)		72-84	(A)
	30-38	(A)	1963-64	(OT) 74-69	(H)
1938-39	41-54	(A)		60-78	(A)
	36-46	(H)	1964-65	74-92	(H)
1939-40	33-46	(A)		66-84	(A)
	40-41	(H)	1965-66	(OT) 69-67	(KC)
1940-41	40-29	(H)		82-60	(H)
	38-36	(A)		71-53	(A)
1941-42	51-45	(H)	1966-67	99-82	(H)
	41-40	(A)		80-73	(A)
1942-43	39-36	(A)	1967-68	75-66	(H)
	56-50	(H)		70-91	(A)
1943-44	(OT) 32-36	(H)	1968-69	76-70	(KC)
	29-44	(A)		87-71	(H)
1944-45	41-47	(H)		60-79	(A)
	(20T) 54-55	(A)			

1969-70	60-48	(H)	1983-84	48-50	(H)
	63-80	(A)		(OT) 61-56	(A)
1970-71	81-72	(H)	1984-85	74-66	(H)
	65-77	(A)		50-69	(A)
1971-72	64-76	(KC)	1985-86	67-68	(H)
	65-80	(A)		75-66	(A)
	54-61	(H)	1986-87	71-87	(H)
1972-73	65-78	(H)		64-80	(A)
	70-86	(A)	1987-88	70-68	(H)
1973-74	75-58	(H)		67-92	(A)
	(OT) 88-87	(A)	1988-89	72-89	(H)
1974-75	74-88	(A)		63-79	(A)
	80-77	(H)		*70-98	(KC)
1975-76	57-62	(H)	1989-90	95-111	(H)
	(OT) 84-95	(A)		85-107	(A)
1976-77	63-76	(A)	1990-91	89-75	(H)
	60-58	(H)		71-91	(A)
1977-78	56-55	(H)		*82-90	(KC)
	52-74	(A)	1991-92	73-83	(H)
	*58-61	(KC)		61-87	(A)
1978-79	(OT) 58-56	(KC)	1992-93	(OT) 88-87	(H)
	60-76	(A)		76-75	(A)
	76-64	(H)	1993-94	73-89	(H)
1979-80	63-84	(H)		78-80	(A)
	60-73	(A)		*98-91	(KC)
1980-81	66-53	(H)	1994-95	74-82	(H)
	45-55	(A)		78-75	(A)
1981-82	42-44	(H)	1995-96	76-58	(H)
	67-51	(A)		98-99	(A)
	*53-58	(KC)	1996-97	76-53	(H)
1982-83	56-79	(A)		74-75	(A)
	51-54	(H)		*72-78	(KC)
	*63-69	(KC)			

*Phillips 66 Big Eight/
Big 12 Tournament.

HUSKER-TIGER NOTES

◆ One of Nebraska's biggest wins ever was a 67-51 victory at 19-0 and No. 1 Missouri, Feb. 6, 1982.

◆ Nebraska's Jerry Fort scored a then-school record 40 points in the Huskers' 80-77 homecourt win over the Tigers, Feb. 22, 1975.

◆ The last five meetings between Nebraska and Missouri in Columbia have been decided by a total of eight points, including one-point Tiger victories each of the past two seasons.

HUSKER-TIGER SUPERLATIVES

Most consecutive wins (year ended): Nebraska six, three times (1943-44, 1950-51, 1967-68); Missouri six, four times (1933-34, 1940-41, 1973-74, 1989-90).

Most points scored: Nebraska 99, at Lincoln, Jan. 28, 1967; Missouri 111, at Lincoln, Jan. 13, 1990.

Highest combined score: 206, Missouri 111, Nebraska 95, at Lincoln, Jan. 13, 1990.

Biggest winning margin: Nebraska 29, at Lincoln, Feb. 19, 1937 (50-21); Missouri 39, at Columbia, Feb. 24, 1922 (55-16).

Individual scoring high: Nebraska 40, Jerry Fort, at Lincoln, Feb. 22, 1974; Missouri 46, Joe Scott, at Columbia, March 6, 1961.

**THE OKLAHOMA SERIES:
OKLAHOMA 95, NEBRASKA 76**

In Lincoln: Nebraska leads, 43-36
 At Devaney Sports Center: Oklahoma leads, 11-10
 In Norman: Oklahoma leads, 55-19
 At Lloyd Noble Center: Oklahoma leads, 19-3
 In Kansas City: Nebraska leads, 14-5
 At Kemper Arena: Nebraska leads, 7-2
 In Phillips 66 Big Eight Tournament: Nebraska leads, 3-2

Year	NU-OU	Site	1950-51	49-72	(A)
1920-21	34-20	(H)	1951-52	46-44	(H)
	32-21	(H)		67-66	(H)
1921-22	21-29	(A)	1952-53	59-65	(A)
	39-34	(H)		59-53	(A)
1922-23	25-19	(H)	1953-54	70-78	(H)
	25-31	(A)		70-86	(KC)
1923-24	35-21	(H)	1954-55	76-72	(H)
	20-32	(H)		68-76	(A)
1924-25	23-18	(A)	1955-56	75-67	(H)
	31-17	(H)		76-78	(A)
1926-27	37-29	(A)	1956-57	(OT)68-61	(A)
	36-26	(H)		(OT)64-63	(H)
1927-28	36-38	(H)	1957-58	53-55	(A)
	28-43	(A)		64-55	(H)
1928-29	20-29	(A)	1958-59	57-54	(H)
	34-39	(H)		39-66	(A)
1929-30	35-30	(H)	1959-60	60-43	(KC)
	47-37	(A)		48-54	(A)
1930-31	36-30	(A)	1960-61	54-65	(H)
	41-30	(H)		49-50	(H)
1931-32	34-37	(H)	1961-62	58-69	(A)
	32-46	(A)		83-61	(H)
1932-33	35-39	(A)	1962-63	57-56	(H)
	27-38	(H)		71-69	(A)
1933-34	36-44	(H)	1963-64	93-86	(KC)
	23-53	(A)		77-84	(A)
1934-35	32-38	(A)	1964-65	75-77	(H)
	32-24	(H)		66-75	(KC)
1935-36	40-33	(A)	1965-66	76-69	(H)
	55-28	(H)		76-82	(A)
1936-37	31-34	(H)	1966-67	82-89	(A)
	33-29	(A)		67-63	(H)
1937-38	48-50	(A)	1967-68	92-79	(KC)
	52-42	(H)		86-78	(H)
1938-39	39-56	(A)	1968-69	85-81	(A)
	45-53	(H)		87-99	(A)
1939-40	41-56	(H)	1969-70	97-78	(H)
	28-45	(A)		75-65	(KC)
1940-41	29-40	(H)	1970-71	110-90	(H)
	43-42	(A)		89-83	(A)
1941-42	29-37	(A)	1971-72	70-47	(KC)
	41-46	(H)		90-83	(H)
1942-43	32-56	(H)	1972-73	70-64	(A)
	48-65	(A)		70-60	(A)
1943-44	35-45	(A)	1973-74	79-66	(H)
	32-43	(H)		67-79	(A)
1944-45	37-44	(H)	1974-75	56-65	(H)
	45-48	(A)		84-68	(KC)
1945-46	48-70	(A)	1975-76	77-70	(H)
	44-51	(H)		70-72	(A)
1946-47	52-63	(KC)	1976-77	74-67	(H)
	44-41	(H)		59-67	(A)
1947-48	49-63	(A)	1977-78	63-58	(H)
	57-79	(A)		68-85	(A)
1948-49	74-81	(H)	1978-79	75-64	(KC)
	45-47	(A)		68-61	(A)
1949-50	49-56	(H)	1979-80	57-65	(H)
	*57-56	(KC)		(OT)57-65	(H)
	57-55	(A)		75-53	(KC)
	48-64	(H)		68-67	(H)
				60-65	(A)

1976-77	66-56	(KC)	1987-88	77-92	(H)
	58-65	(H)		93-113	(A)
1977-78	62-72	(A)	1988-89	81-89	(H)
	75-68	(KC)		76-103	(A)
1978-79	78-64	(A)	1989-90	64-105	(A)
	68-74	(H)		66-88	(H)
1979-80	69-53	(KC)		**65-78	(KC)
	74-56	(H)	1990-91	111-99	(A)
58-79	(A)			105-93	(H)
1980-81	59-58	(H)		(OT)**117-113	(KC)
	60-78	(A)	1991-92	76-79	(H)
**75-68	(H)			97-106	(A)
1981-82	71-59	(A)		**85-107	(KC)
	90-63	(H)	1992-93	89-102	(A)
48-51	(A)			94-83	(H)
1982-83	65-51	(H)	1993-94	76-79	(H)
	60-59	(H)			(OT)111-115
1983-84	71-84	(A)		**105-88	(KC)
	67-78	(H)	1994-95	72-82	(A)
70-79	(A)			71-59	(H)
1984-85	74-83	(A)	1995-96	(30T)100-117	(A)
	62-65	(H)			(OT)76-80
1985-86	60-87	(A)	1996-97	77-84	(A)
	66-64	(H)			
1986-87	66-80	(H)			
	97-133	(A)			

*Big Seven Playoff, at Kansas City, Mo.
 **Phillips 66 Big Eight Tournament

HUSKER-SOONER NOTES

◆ Nebraska and Oklahoma combined for 230 points in a 133-97 Oklahoma victory at Norman during the 1986-87 season, a game that ranks as the highest scoring contest in Big Eight history. The Huskers and Sooners combined for 217 points in last year's game in Norman, the fourth-most in NU school history. Three NU-OU battles in the 90s have seen both teams post 100 points.

◆ Nebraska won one of the most dramatic games in Phillips 66 Big Eight Tournament history with its 117-113 come-from-behind overtime win over the Sooners in 1990-91.

◆ The Huskers and Sooners combined for four overtimes in two games in 1995-96, playing three extra periods in Norman and one in Lincoln. Three of the last seven meetings between the two teams have went into overtime.

HUSKER-SOONER SUPERLATIVES

Most consecutive wins (year ended): Nebraska nine (1970-71); Oklahoma 11 (1946-47).

Most points scored: Nebraska 117, at Kansas City, Mo., March 8, 1991 (OT); Oklahoma 133, at Norman, Feb. 21, 1987.

Highest combined score: 230, Oklahoma 133, Nebraska 97, at Norman, Feb. 21, 1987; Nebraska 117, Oklahoma 113, at Kansas City, Mo., March 8, 1991 (OT).

Biggest winning margin: Nebraska 27, at Lincoln, Feb. 24, 1936 (55-28); Oklahoma 41, at Norman, Jan. 31, 1990 (105-64).

Individual scoring high: Nebraska 42, Eric Piatkowski, at Kansas City, Mo., March 11, 1994; Oklahoma, 38, Gerald Tucker, at Norman, Feb. 17, 1947.



1997-98 HUSKER OPPONENTS

THE OKLAHOMA STATE SERIES:

NEBRASKA 57, OKLAHOMA STATE 44

In Lincoln: Nebraska leads, 32-11
 At Devaney Sports Center: Nebraska leads, 17-6
 In Stillwater: Oklahoma State leads, 27-13
 At Gallagher-Iba Arena: Oklahoma State leads, 25-13
 In Kansas City: Nebraska leads, 12-6
 At Kemper Arena: Nebraska leads, 4-1
 In the Phillips 66 Big Eight Tournament: Nebraska leads, 4-1

Year	NU-OSU	Site	1975-76	56-49	(KC)
1926-27	24-27	(A)		52-48	(A)
	35-25	(H)		60-54	(H)
1927-28	21-32	(H)	1976-77	66-54	(H)
	43-47	(A)		60-62	(A)
1935-36	19-36	(KC)	1977-78	70-58	(KC)
1947-48	46-47	(KC)		63-57	(H)
1948-49	35-52	(KC)		67-56	(A)
1958-59	55-48	(KC)		*71-63	(H)
	47-44	(H)	1978-79	57-66	(A)
	39-54	(A)		76-67	(H)
1959-60	47-52	(A)	1979-80	(OT)74-73	(H)
	54-47	(H)		68-83	(A)
1960-61	70-61	(KC)	1980-81	70-81	(A)
	47-55	(A)		62-54	(H)
	61-65	(H)	1981-82	50-52	(A)
1961-62	52-51	(KC)		75-63	(H)
	57-56	(H)		*60-49	(H)
	64-65	(A)	1982-83(2OT)	63-71	(A)
1962-63	41-51	(A)		77-68	(H)
	49-48	(H)	1983-84	(OT) 54-52	(H)
1963-64	54-53	(H)		67-64	(A)
	45-81	(A)	1984-85	66-68	(A)
1964-65	61-74	(KC)		66-48	(H)
	54-93	(A)	1985-86	62-61	(A)
	53-55	(H)		68-52	(H)
1965-66	(OT)45-41	(A)		*82-75	(KC)
	85-64	(H)	1986-87	73-66	(H)
1966-67	73-64	(KC)		(OT) 79-77	(A)
	67-57	(A)	1987-88	56-72	(H)
	88-71	(H)		73-90	(A)
1967-68	48-46	(KC)	1988-89	69-82	(A)
	63-62	(A)		79-77	(H)
	82-73	(H)	1989-90	71-84	(A)
1968-69	52-76	(H)		84-103	(H)
	63-72	(A)	1990-91	68-81	(H)
1969-70	58-81	(A)		69-80	(A)
	61-55	(H)	1991-92	85-69	(H)
1970-71	71-58	(KC)		51-72	(A)
	80-59	(H)	1992-93	73-78	(A)
	57-55	(A)		63-73	(H)
1971-72	64-56	(KC)	1993-94	80-98	(A)
	73-59	(H)		89-81	(H)
	64-63	(A)		*77-68	(KC)
1972-73	73-75	(KC)	1994-95	65-82	(H)
	55-68	(H)		53-93	(A)
	76-64	(A)		*48-68	(KC)
1973-74	69-62	(KC)	1995-96	66-57	(A)
	66-79	(A)		57-72	(H)
	71-63	(H)	1996-97	77-68	(H)
1974-75	73-58	(H)	*Phillips 66 Big Eight Tournament		
	59-58	(A)			

HUSKER-COWBOY NOTES

◆ Nebraska held a 51-29 series advantage after sweeping the 1986-87 season series, but Oklahoma State has won 15 of last 21 meetings to pull within 57-44.

◆ The Huskers win in Stillwater last season was its first there since the 1986-87 season.

◆ Huskers dropped a 52-32 decision to Cowboys in 1949 NCAA District Playoff game at Kansas City, Mo. That game was NU's first-ever postseason tournament game.

HUSKER-COWBOY SUPERLATIVES

Most consecutive wins (year ended): Nebraska eight (1968-69); Oklahoma State five (1958-59).

Most points scored: Nebraska 89, at Lincoln, March 2, 1994; Oklahoma State 103, at Lincoln, Feb. 14, 1990.

Highest combined score: 187, Oklahoma State 103, Nebraska 84, at Lincoln, Feb. 14, 1990.

Biggest winning margin: Nebraska 21 twice, March 7, 1966 (85-64), Jan. 30, 1971 (80-59); Oklahoma State, 40, at Stillwater, Feb. 18, 1995 (93-53).

Individual scoring high: Nebraska 34, Chuck Jura, at Stillwater, Jan. 26, 1972; Oklahoma State 35, Byron Houston, at Lincoln, Feb. 14, 1990.

**THE TEXAS SERIES:
TEXAS 5, NEBRASKA 3**

Year	NU-UT	Site
1964-65	73-77	(A)
1965-66	75-64	(H)
1977-78*	47-68	(A)
1993-94	75-78	(H)
1994-95	74-102	(A)
1995-96	85-69	(H)
1996-97(OT)	81-83	(A)
	79-67	(H)

In Lincoln: Nebraska leads, 3-1
In BDSC: Nebraska leads, 2-1
In Austin: Texas leads, 4-0
In Erwin Center: Texas leads, 2-0

* NIT

HUSKER-LONGHORN NOTES

◆ Texas posted a 67-48 victory over NU at Austin in the second round of the 1978 NIT. The Longhorns went on to win the NIT championship. UT won the first meeting between the teams in Austin, 77-73, during the 1964-65 season.

◆ Nebraska and Texas met twice during the 1996-97 season, including their first meeting as Big 12 opponents, a 79-67 NU win in Lincoln. The teams opened their season against each other in Austin in a non-conference game.

**THE TEXAS A&M SERIES:
NEBRASKA 4, TEXAS A&M 1**

Year	NU-AM	Site
1969-70	78-69	(N)
1986-87	64-66	(A)
1987-88	92-60	(H)
1991-92	91-68	(H)
1996-97	74-72	(H)

In Lincoln: Nebraska leads, 3-0
In BDSC: Nebraska leads, 3-0
In Coll. Station: A&M leads, 1-0
In Houston: Nebraska leads, 1-0

HUSKER-AGGIE NOTES

◆ Nebraska and Texas A&M met for the first time as Big 12 foes in 1996-97, with the Huskers winning 74-72. It was NU's second win over a Tony Barone-coached A&M team. The Huskers held a 4-3 edge over Barone when he was the head man at Creighton.

**THE TEXAS TECH SERIES:
NEBRASKA 7, TEXAS TECH 4**

Year	NU-TTU	Site
1955-56(OT)	69-63	(H)
1956-57	67-66	(A)
1958-59	54-46	(H)
1962-63	68-66	(A)
1963-64	60-76	(H)
1964-65	78-82	(A)
1983-84	45-59	(H)
1984-85(OT)	79-74	(A)
1988-89	71-69	(A)
1989-90	76-69	(H)
1996-97	74-87	(A)

In Lincoln: Nebraska leads, 3-2
In BDSC: Tied, 1-1
In Lubbock: Nebraska leads, 4-2
In Lubbock Coliseum:
Nebraska leads, 4-2

HUSKER-RED RAIDER NOTES

◆ Texas Tech won the first meeting between the two schools as conference opponents last season. The victory in Lubbock ended a three-game Nebraska winning streak in the series.

NEBRASKA VS. NCAA

DIVISION I CONFERENCES

Conference (Part. Teams)G	W-L	Pct.
Atlantic Coast* (9)	2	0-2 .000
Atlantic 10* (12)	11	3-8 .273
Big East* (13)	17	6-11 .353
Big Sky* (9)	18	14-4 .777
Big South* (8)	1	1-0 1.000
Big Ten* (11)	149	46-103 .309
Big West* (12)	29	21-8 .724
Colonial Athletic* (8)	1	1-0 1.000
Conference USA (12)*	32	11-21 .344
Ivy* (8)	7	7-0 1.000
Metro Atlantic* (8)	4	3-1 .750
Mid-American* (9)	14	11-3 .786
Mid-Continent* (10)	14	14-0 1.000
Mid-Eastern* (9)	4	4-0 1.000
Midwestern (9)	19	12-7 .632
Missouri Valley* (11)	123	88-35 .715
Northeast* (10)	1	1-0 1.000
Ohio Valley* (10)	8	6-2 .775
Pacific 10* (10)	68	28-40 .412
Patriot League* (8)	5	4-1 .800
Southeastern* (12)	25	8-17 .320
Southern* (10)	10	8-2 .800
Southland* (10)	6	6-0 1.000
Southwestern* (8)	2	1-1 .500
Sun Belt* (10)	5	2-3 .400
Trans-America* (11)	2	2-0 1.000
West Coast* (8)	10	7-3 .700
Western Athletic* (9)	67	39-28 .582
Independents	3	3-0 1.000

*Denotes NCAA Tournament automatic bid to champion.

NU IN EXHIBITION PLAY (25-3)

Season	Opponent	NU Result
1966-67	Swedish Nationals	W, 103-78
1968-69	Athletes in Action	W, 74-65
1972-73	Yugoslavian Nationals	L, 82-80
1978-79	Windsor	W, 113-69
1981-82	Windsor	W, 94-51
1982-83	Brandon	W, 96-68
1983-84	Windsor	W, 117-49
1985-86	Bratislava	W, 101-67
1986-87	Club Bosnia	W, 90-82
1987-88	Czechoslovakia	L, 69-66
1988-89	Athletes in Action	L, 104-102 (OT)
	Victoria All-Stars	W, 109-84
1989-90	Brisbane Bullets	W, 76-74
	Athletes in Action	W, 104-90
1990-91	High Five America	W, 128-89
	Czechoslovakia	W, 92-71
1991-92	Ukraine Nationals	W, 80-71
	High Five America	W, 93-84
1992-93	Cuban Nationals	W, 114-76
	Marathon Oil	W, 126-96
1993-94	Kiev Baskets	W, 122-59
	Marathon Oil	W, 109-91
1994-95	USA Verich Reps	W, 117-101
	Russian Red Army	W, 105-83
1995-96	Spalding Americas	W, 113-68
	Team Pella	W, 97-75
1996-97	Pella Windows Basketball	W, 82-71
	Marathon Oil	W, 82-81



1997-98 Big 12 CONFERENCE COMPOSITE SCHEDULE

Tuesday, November 11

Texas vs. Princeton, ESPN2, 8:30 p.m.
(Coaches vs. Cancer IKON Classic, Meadowlands, N.J.)

Wednesday, November 12

Texas vs. Georgia/N.C. State, ESPN (title), 5:30/8 p.m.
(Coaches vs. Cancer IKON Classic, Meadowlands, N.J.)

Friday, November 14

Santa Clara at Kansas, 7:05 p.m.
Western Carolina at Kansas State, 7:05 p.m.

Saturday, November 15

Troy State at Baylor, 1 p.m.
Jackson State at Oklahoma, 7 p.m.
Texas-Pan American at Oklahoma State, 7:05 p.m.

Sunday, November 16

Southeast Missouri at Colorado, 8 p.m.
Western Carolina at Missouri, 2 p.m.
North Carolina-Greensboro at Nebraska, 1:05 p.m.

Monday, November 17

Rice at Kansas, 7:05 p.m.

Tuesday, November 18

Texas-Arlington at Oklahoma, 7 p.m.

Wednesday, November 19

Western Kentucky at Kansas, 7:05 p.m.
(Preseason NIT)
Western Illinois at Nebraska, 7:05 p.m.

Thursday, November 20

Wyoming at Colorado, 8 p.m.

Friday, November 21

Kansas vs. UNLV or Eastern Michigan
(Preseason NIT)

Saturday, November 22

Baylor at Lamar, 7 p.m.
Northwestern State at Colorado, 3 p.m.
Long Beach State at Kansas State, 7:05 p.m.
New Orleans at Nebraska, 7:05 p.m.
Southwest Texas State at Oklahoma, 7 p.m.
Creighton at Oklahoma State, 7:05 p.m.
Texas at North Texas, 7 p.m.
Stephen F. Austin at Texas A&M, 2:30 p.m.
Texas Tech at Southern Methodist

Sunday, November 23

Northern Iowa at Iowa State, 3 p.m.

Monday, November 24

Missouri vs. DePaul, 11 a.m.
(Maui Invitational, Lahaina, Hawaii)
Missouri-Kansas City at Texas A&M, 7 p.m.

Tuesday, November 25

Northwestern State at Baylor, 7 p.m.
North Carolina A&T at Colorado, 8 p.m.
Missouri vs. Duke/Chaminade, 2/9 p.m.
(Maui Invitational, Lahaina, Hawaii)
Colorado State at Nebraska, 7:05 p.m.
Southern Utah at Oklahoma State, 7:05 p.m.
TCU at Texas Tech, 7 p.m.

Wednesday, November 26

Missouri vs. Arizona/Boston College/Kentucky/George Washington (Maui Invitational, Lahaina, Hawaii)
Liberty at Texas, 7 p.m.

Thursday, November 27

Norfolk at Colorado, 8 p.m.

Friday, November 28

Oklahoma vs. Butler, 10:30 p.m.
(Big Island Invitational, Hilo, Hawaii)
Texas at Georgia, 6:30 p.m.

Saturday, November 29

Eastern Washington at Baylor, 1 p.m.
Texas-Arlington at Iowa State, 7 p.m.
Mercer at Kansas State, 1:05 p.m.
Texas-San Antonio at Nebraska, 7:05 p.m.
Oklahoma vs. Pacific/Wisconsin, 5/7:15 p.m.
(Big Island Invitational, Hilo, Hawaii)
North Texas at Oklahoma State, 7:05 p.m.
Bethune-Cookman at Texas A&M, 7 p.m.
Texas Tech at Old Dominion
Preseason NIT Finals (New York, N.Y.)

Sunday, November 30

Oklahoma vs. Valparaiso/Montana/Stanford/at Hawaii-Hilo (Big Island Invitational, Hilo, Hawaii)

Monday, December 1

Nebraska at Tulsa, ESPN2, 6 p.m.
Southern at Texas A&M, 7 p.m.

Tuesday, December 2

Colorado at Colorado State, 8 p.m.
Arkansas-Pine Bluff at Iowa State, 7 p.m.
Kansas vs. Arizona, ESPN, 8:30 p.m.
(Great Eight, Chicago, Ill.)
Coppin State at Missouri, 7 p.m.
Oral Roberts at Oklahoma State, 7:05 p.m.

Wednesday, December 3

Arkansas State at Baylor, 7 p.m.
Kansas State at Missouri-Kansas City, 7:30 p.m.
American at Texas, 7 p.m.
Texas A&M at Alabama, 7 p.m.
George Washington at Texas Tech, 7 p.m.

Thursday, December 4

Emporia State at Kansas, 7:05 p.m.
Arkansas-Pine Bluff at Oklahoma, 7 p.m.

Friday, December 5

Texas Southern at Iowa State, 8 p.m.
(Cyclone Challenge, Ames, Iowa)
N.C.-Wilmington at Nebraska, 6:30 p.m.
(Ameritas Classic, Lincoln, Neb.)

Saturday, December 6

SW Texas/Coppin State at Iowa State, 5:30/8 p.m.
(Cyclone Challenge, Ames, Iowa)
Coastal Carolina at Kansas State, 1:05 p.m.
Missouri at Arkansas, 1 p.m.
Cornell/Grambling State at Nebraska
(Ameritas Classic, Lincoln, Neb.)
Oklahoma at Mississippi State, 3 p.m.
Washington at Oklahoma State, 2 p.m.
Arizona at Texas, ESPN, 8 p.m.
Southwestern Louisiana at Texas Tech, 7 p.m.

Sunday, December 7

Kansas vs. Maryland, ABC
(Franklin National Bank Classic, Washington, D.C.)

Monday, December 8

Arizona at Baylor, ESPN2, 6 p.m.
Kansas vs. Pennsylvania/at George Washington
(Franklin National Bank Classic, Washington, D.C.)
Sam Houston State at Texas A&M, 7 p.m.

Tuesday, December 9

Georgia at Colorado, 8 p.m.
Florida at Texas, 7 p.m.
Texas Tech at Southwest Missouri State

Wednesday, December 10

Iowa State at Drake, 7:05 p.m.
Massachusetts at Kansas, ESPN, 8:30 p.m.
Kansas State at Wichita State, 7:30 p.m.
Oral Roberts at Missouri, 7 p.m.
Creighton at Nebraska, 7:05 p.m.
Oklahoma State vs. Arizona State, 7:05 p.m.
(at Oklahoma City, Okla.)

Colorado State at Texas A&M, 7 p.m.

Friday, December 12

Baylor vs. TCU/La. Tech/Mississippi Valley State
(TCU Tournament, Ft. Worth, Texas)

Saturday, December 13

Baylor vs. TCU/La. Tech/Mississippi Valley State
(TCU Tournament, Ft. Worth, Texas)
Iowa at Iowa State, 4 p.m.
Middle Tennessee State at Kansas, 7:05 p.m.
Southeast Missouri State at Missouri, 7 p.m.
Nebraska at Minnesota, 7 p.m.
Memphis at Oklahoma, 7 p.m.
Prairie View A&M at Texas Tech, 7 p.m.

Sunday, December 14

Arkansas-Little Rock at Kansas State, Noon

Wednesday, December 17

Pepperdine at Kansas, 7:05 p.m.
Louisiana State at Texas, 7 p.m.

Friday, December 19

Texas A&M at Arizona State, 7 p.m.

Saturday, December 20

Baylor at Nevada, 9:35 p.m.
Colorado vs. Massachusetts, ESPN2, 9 p.m.
(at Las Vegas, Nevada)
Alaska-Anchorage at Iowa State, 8 p.m.
(ISU Holiday Classic, Ames, Iowa)
Kansas vs. TCU, 7:05 p.m.
(Kemper Arena, Kansas City, Mo.)
Virginia Commonwealth at Kansas State, 3:30 p.m.
Sam Houston State at Missouri, 3 p.m.
Florida Atlanta at Oklahoma, 3:30 p.m.
Jackson State at Oklahoma State, 2 p.m.
Texas at Illinois, CBS, 3 p.m.
Texas Tech at New Mexico

Sunday, December 21

Detroit/Grambling State at Iowa State, 5:30/8 p.m.
(ISU Holiday Classic, Ames, Iowa)
Maryland-Eastern Shore at Texas A&M, 2 p.m.

Monday, December 22

Denver at Colorado, 7 p.m.
North Texas at Oklahoma, 7 p.m.

Tuesday, December 23

Kansas at Southern California
Missouri vs. Illinois, ESPN, 8:30 p.m.
(Keil Center, St. Louis, Mo.)
Arkansas State at Oklahoma State, 6 p.m.

Wednesday, December 24

Iowa State vs. TCU, 2 p.m.
(Puerto Rico Holiday Classic, San Juan, P.R.)

Thursday, December 25

Iowa State vs. Syracuse/St. Louis, Noon/4 p.m.
(Puerto Rico Holiday Classic, San Juan, P.R.)

Friday, December 26

Iowa State vs. Arkansas/American U.-P.R./Michigan/
Murray State (Puerto Rico Holiday Classic, San Juan, P.R.)

Saturday, December 27

Nebraska vs. Virginia, 9:30 p.m.
(Outrigger Hotels Rainbow Classic, Honolulu, Hawaii)
Oklahoma vs. Coppin State, 8 p.m.
(All College Tournament, Oklahoma City, Okla.)
Houston at Texas, 7 p.m.

Sunday, December 28

Kansas State vs. Davidson
(Fiesta Bowl Basketball Classic, Tucson, Ariz.)
Kansas vs. Ohio State, Midnight
(Outrigger Hotels Rainbow Classic, Honolulu, Hawaii)



Oklahoma vs. Alabama/Sam Houston St., 6/8 p.m.
(All College Tournament, Oklahoma City, Okla.)

Monday, December 29

Centenary at Colorado, 8 p.m.
Iowa State at New Orleans, 8 p.m.
Kansas vs. Vanderbilt/New Mexico State
(Outrigger Hotels Rainbow Classic, Honolulu, Hawaii)
Kansas State vs. James Madison/at Arizona
(Fiesta Bowl Basketball Classic, Tucson, Ariz.)
Nebraska vs. BYU/at Hawaii, 3/9 p.m.
(Outrigger Hotels Rainbow Classic, Honolulu, Hawaii)

Tuesday, December 30

Pacific at Baylor
Kansas vs. Nebraska/BYU/Virginia/at Hawaii
(Outrigger Hotels Rainbow Classic, Honolulu, Hawaii)
Maryland at Missouri, 7 p.m.
Nebraska vs. Kansas/Vanderbilt/Ohio State/New Mexico State
(Outrigger Hotels Rainbow Classic, Honolulu, Hawaii)
Oklahoma State at TCU, FOX, 7 p.m.
Texas A&M at Washington State, 6 p.m.
Stephen F. Austin at Texas Tech, 7 p.m.

Saturday, January 3

*Missouri at Kansas State, Big 12 TV, 12:45/3 p.m.
*Oklahoma at Colorado, Big 12 TV, 12:45/3 p.m.
*Baylor at Texas
*Iowa State at Texas Tech, 7 p.m.
*Oklahoma State at Texas A&M, 2 p.m.
*Nebraska at Kansas, ESPN, 9 p.m.

Monday, January 5

*Texas at Missouri, ESPN, 8:30 p.m.

Wednesday, January 7

*Texas A&M at Baylor
*Kansas State at Oklahoma, 7 p.m.
*Nebraska at Oklahoma State, 7:05 p.m.
*Colorado at Kansas, 7:05 p.m.

Saturday, January 10

*Kansas at Texas, CBS, 11 a.m.
*Oklahoma at Texas A&M, Big 12 TV, 12:45 p.m.
*Missouri at Iowa State, Big 12 TV, 3 p.m.
*Kansas State at Baylor, 7 p.m.
*Texas Tech at Oklahoma State, ESPN, 8:30 p.m.

Sunday, January 11

*Colorado at Nebraska, Big 12 TV, 12:05 p.m.

Monday, January 12

*Texas at Oklahoma, ESPN, 8:30 p.m.

Wednesday, January 14

*Baylor at Texas Tech, 7 p.m. (or Jan. 13)
*Iowa State at Kansas State, 7:05 p.m.
*Kansas at Texas A&M, 7 p.m.
*Oklahoma State at Missouri, 7 p.m.

Saturday, January 17

*Texas Tech at Texas, ABC, Noon
*Texas A&M at Iowa State, Big 12 TV, 12:45 p.m.
*Kansas State at Kansas, CBS, 1 p.m.
*Oklahoma State at Baylor, Big 12 TV, 3 p.m.
*Missouri at Colorado, Big 12 TV, 3 p.m.

Sunday, January 18

*Oklahoma at Nebraska, Big 12 TV, 12:05 p.m.

Monday, January 19

*Kansas at Missouri, ESPN, 8:30 p.m.

Wednesday, January 21

*Iowa State at Oklahoma, Big 12 TV, 8 p.m.
*Nebraska at Texas, Big 12 TV, 8 p.m.
*Baylor at Colorado, 8 p.m.
*Kansas State at Texas Tech, 7 p.m.

Saturday, January 24

*Oklahoma at Baylor, Big 12 TV, 12:45 p.m.
*Iowa State at Nebraska, Big 12 TV, 12:45 p.m.

*Texas Tech at Kansas, Big 12 TV, 3 p.m.

Iowa at Missouri, 11 a.m.

Texas at Fresno State, CBS, 3 p.m.

*Texas A&M at Oklahoma State

Sunday, January 25

*Colorado at Kansas State, Big 12 TV, 3 p.m.
Missouri at Wake Forest, ABC, 3 p.m.

Monday, January 26

*Oklahoma State at Oklahoma, ESPN, 8:30 p.m.

Tuesday, January 27

*Texas at Iowa State, Big 12 TV, 8 p.m.

Wednesday, January 28

*Baylor at Kansas, 7:05 p.m.
*Nebraska at Kansas State, 7:05 p.m.
*Colorado at Texas A&M, 7 p.m.
*Missouri at Texas Tech, 7 p.m.

Saturday, January 31

*Oklahoma State at Texas, Big 12 TV, 12:45 p.m.
*Iowa State at Missouri, Big 12 TV, 3 p.m.
*Texas A&M at Oklahoma, Big 12 TV, 3 p.m.
*Kansas State at Colorado, 8 p.m.

Sunday, February 1

*Texas Tech at Baylor, Big 12 TV, 12:30 p.m.
*Kansas at Nebraska, ABC, 2:30 p.m.

Monday, February 2

*Texas at Texas A&M, ESPN, 8:30 p.m.

Wednesday, February 4

*Kansas at Iowa State, Big 12 TV, 8 p.m.
*Texas Tech at Oklahoma, 7 p.m.
*Colorado at Oklahoma State, 7:05 p.m. (or Feb. 3)
*Nebraska at Missouri, 7 p.m.

Saturday, February 7

*Baylor at Oklahoma State, Big 12 TV, 12:45 p.m.
*Kansas State at Nebraska, Big 12 TV, 12:45 p.m.
*Iowa State at Colorado, Big 12 TV, 3 p.m.
*Texas A&M at Texas Tech, Big 12 TV, 3 p.m.

Sunday, February 8

*Missouri at Kansas, CBS, Noon
*Oklahoma at Texas, ABC, 2:30 p.m.

Monday, February 9

*Oklahoma State at Iowa State, ESPN2, 8 p.m.

Wednesday, February 11

*Missouri at Baylor, 7 p.m.
*Texas at Kansas State, 7:05 p.m.
*Nebraska at Texas A&M, 7 p.m.
*Texas Tech at Colorado, 8 p.m.

Saturday, February 14

*Oklahoma at Oklahoma State, Big 12 TV, 12:45 p.m.
*Colorado at Iowa State, Big 12 TV, 12:45 p.m.
*Texas at Texas Tech, Big 12 TV, 3 p.m.
*Kansas at Kansas State, Big 12 TV, 3 p.m.
*Baylor at Nebraska, 7:05 p.m.
*Texas A&M at Missouri, 7 p.m.

Monday, February 16

*Kansas at Colorado, ESPN, 8:30 p.m.

Wednesday, February 18

*Baylor at Oklahoma, 7 p.m.
*Kansas State at Iowa State, 7 p.m.
*Texas A&M at Texas, 7 p.m.
*Oklahoma State at Texas Tech, 7 p.m.
*Missouri at Nebraska, 7:05 p.m.

Saturday, February 21

*Texas Tech at Texas A&M, Big 12 TV, 12:45 p.m.
*Missouri at Oklahoma, Big 12 TV, 12:45 p.m.
*Iowa State at Kansas, Big 12 TV, 3 p.m.
*Oklahoma State at Kansas State, 7:05 p.m.
*Nebraska at Colorado, 8 p.m.
*Texas at Baylor, ESPN, 8:30 p.m.

Monday, February 23

*Oklahoma at Kansas, ESPN, 8:30 p.m.

Tuesday, February 24

*Texas at Oklahoma State, Big 12 TV, 8 p.m.

Wednesday, February 25

*Iowa State at Baylor, 7 p.m.
*Texas A&M at Kansas State, 7:05 p.m.
*Texas Tech at Nebraska, 7:05 p.m.
*Colorado at Missouri, 7 p.m.

Saturday, February 28

*Oklahoma at Texas Tech, Big 12 TV, 12:45 p.m.
*Kansas State at Missouri, Big 12 TV, 3 p.m.
*Colorado at Texas, Big 12 TV, 3 p.m.
*Baylor at Texas A&M, 2 p.m.
*Nebraska at Iowa State, ESPN, 6:30 p.m.

Sunday, March 1

*Kansas at Oklahoma State, ABC, 2:30 p.m.

Phillips 66 Big 12 Tournament Kemper Arena - Kansas City, Mo.

Thursday, March 5

Game 1 - Seed #9 vs. Seed #8, Noon
Game 2 - Seed #12 vs. Seed #5, 2:20 p.m.*
Game 3 - Seed #10 vs. Seed #7, 6 p.m.
Game 4 - Seed #11 vs. Seed #6, 8:20 p.m.

Friday, March 6

Game 5 - Winner Game 1 vs. Seed #1, Noon
Game 6 - Winner Game 2 vs. Seed #4, 2:20 p.m.*
Game 7 - Winner Game 3 vs. Seed #2, 6 p.m.
Game 8 - Winner Game 4 vs. Seed #3, 8:20 p.m.*

Saturday, March 7

Game 9 - Winner Game 5 vs. Winner Game 6, 1 p.m.
Game 10 - Winner Game 7 vs. Winner Game 8, 3:20 p.m.*

Sunday, March 8

Game 11 - Winner Game 9 vs. Winner Game 10, Noon

*or 30 minutes following the conclusion of the previous game

Games 1-10 on Big 12 TV

Game 11 on ESPN



NEBRASKA GAME-BY-GAME VS. NON-CONFERENCE OPPONENTS

Air Force (4-1) 12-5-59 68 54 (H) 12-9-61 49 58 (A) 12-8-62 43 39 (H) 12-9-72 57 53 (N) 12-28-81 63 47 (N) Totals 280 251	12-7-96 73 68 (H) 1-1-97 55 58 (N) Totals 227 211	Carleton (0-2) 1-4-32 30 40 (H) 12-22-32 19 23 (A) Totals 49 63	Cotner College (4-1) 12-12-08 28 24 (H) 1-7-11 17 35 (H) 1-11-13 29 18 (H) 1-17-14 56 11 (H) 1916-17 42 10 Totals 172 98	Doane (2-0) 1-17-99 52 7 (H) 1899-00 57 3 (H) Totals 109 10
Alabama (0-2) 12-20-54 76 88 (A) 12-29-85 61 78 (N) Totals 137 166	Bradley (2-5) 12-30-37 30 50 (A) 12-17-38 24 39 (H) 12-29-45 33 53 (A) 12-12-49 54 64 (A) 12-20-52 73 65 (A) 12-18-55 93 68 (A) 12-18-58 48 85 (A) Totals 355 424	Chaminade (2-0) 11-29-87 76 75 (A) 12-28-88 86 85 (A) Totals 162 160	Creighton (20-9) 1922-23 24 46 (A) 1923-24 25 21 (H) 2-28-25 15 11 (A) 1-9-26 20 15 (A) 2-15-26 11 15 (H) 3-4-32 18 47 (A) 3-7-32 26 28 (H) 12-9-77 65 58 (H) 12-9-78 61 78 (A) 12-8-79 64 55 (H) 12-6-80 61 66 (A) 12-5-81 86 46 (H) 12-4-82 65 62 (A) 12-3-83 65 56 (H) 3-15-84 56 54 (A) 12-8-84 78 73 (A) 12-7-85 71 52 (H) 12-6-86 66 78 (A) 1-3-87 70 65 (H) 12-9-87 73 88 (A) 11-26-88 86 77 (H) 12-14-89 83 86 (A) 12-6-90 97 63 (H) 12-7-91 90 85 (A) 12-10-92 100 88 (H) 12-9-93 67 53 (A) 12-7-94 85 57 (H) 12-6-95 88 67 (A) 1-8-97 71 52 (H) Totals 1,787 1,642	Drake (43-14) 1-22-09 39 30 (H) 1-23-09 34 12 (H) 2-10-09 12 34 (A) 2-11-09 15 25 (A) 1-28-10 40 14 (H) 1-29-10 27 6 (H) 2-8-10 20 16 (A) 2-10-10 22 13 (A) 1-12-12 42 24 (H) 1-13-12 35 13 (H) 2-21-12 33 15 (A) 2-22-12 46 14 (A) 1-31-13 32 7 (H) 2-1-13 24 15 (H) 2-19-13 21 4 (A) 2-20-13 25 11 (A) 2-13-14 32 20 (H) 2-14-14 31 10 (H) 2-19-14 36 17 (A) 2-10-15 14 5 (A) 2-11-15 23 14 (A) 2-19-15 19 20 (H) 2-20-15 27 11 (H) 1-21-16 41 12 (H) 1-22-16 44 16 (H) 2-23-16 34 24 (A) 2-24-16 40 15 (A) 1916-17 23 13 1916-17 26 18 1917-18 32 10 (A) 1917-18 21 14 (A) 1-22-19 34 13 (A) 1-25-19 24 14 (A) 1-30-19 15 22 (H) 2-1-19 19 9 (H) 2-18-22 32 34 (A) 2-28-22 15 29 (H) 1922-23 18 30 (H) 1-25-23 25 36 (A) 1923-24 15 19 (A) 1923-24 12 25 (A) 1-17-25 20 8 (H) 3-2-25 10 18 (A) 2-2-26 23 21 (A) 3-1-26 22 21 (H) 1926-27 34 35 (H) 3-4-27 46 32 (A) 1-14-28 28 32 (A) 2-14-28 34 27 (H) 2-16-29 37 24 (H) 2-23-29 33 26 (A) 1-24-31 30 25 (H) 1-9-32 33 19 (A) 12-9-46 48 44 (H) 1-31-46 65 44 (A) 12-30-87 68 85 (A) 12-23-88 65 57 (H) Totals 1,715 1,221
Alabama-Birmingham (2-0) 11-24-78 64 55 (A) 12-22-79 92 84 (H) Totals 156 139	Brandeis (Omaha) (1-0) 1916-17 29 11	College of Charleston (1-0) 11-27-94 74 72 (N)	Creighton (20-9)	Drake (43-14)
Angelo State (1-0) 1-5-80 83 70 (H)	Brigham Young (1-3) 1-5-31 44 55 (H) 12-17-31 27 31 (H) 12-17-35 53 34 (H) 12-28-35 39 46 (A) Totals 163 166	Cheyenne Business (0-1) 2-7-03 28 42 (A)	Creighton (20-9)	Drake (43-14)
Appalachian State (2-1) 12-19-92 93 83 (H) 12-1-93 82 91 (A) 12-31-94 108 71 (H) Totals 283 245	Brooklyn (2-0) 1-7-87 62 46 (H) 12-21-87 72 44 (H) Totals 134 90	Chicago Central (0-1) 1904-05 22 59	Creighton (20-9)	Drake (43-14)
Arizona (2-1) 12-21-60 79 55 (H) 12-23-68 63 68 (A) 12-20-69 79 69 (H) Totals 221 192	Brown College "B" (1-0) 1905-06 57 12 (H)	Chicago State (1-0) 1-16-90 92 57 (H)	Creighton (20-9)	Drake (43-14)
Arizona State (1-2) 12-20-68 76 83 (A) 12-7-74 62 83 (A) 12-23-85 80 67 (H) Totals 218 233	Burgess-Nash (1-0) 1-30-16 24 20 (A)	Cincinnati (0-3) 12-18-48 46 64 (A) 12-19-60 60 75 (A) 12-31-96 73 84 (N) Totals 179 223	Creighton (20-9)	Drake (43-14)
Arkansas (2-5) 12-16-32 24 41 (H) 12-12-46 46 57 (N) 12-30-80 52 64 (A) 1-9-82 50 51 (H) 1-3-83 58 64 (N) 12-10-83 67 54 (H) 3-17-87 78 71 (H) Totals 375 402	Butler (2-1) 12-30-29 26 38 (A) 2-2-31 32 14 (H) 12-29-86 67 56 (N) Totals 125 108	The Citadel (3-0) 12-30-90 94 80 (A) 12-2-91 84 61 (H) 12-7-92 86 46 (H) Totals 264 187	Creighton (20-9)	Drake (43-14)
Arkansas-Little Rock (1-0) 3-26-87 76 67 (N)	California (6-7) 1-7-38 38 32 (H) 12-26-38 46 43 (A) 12-27-38 30 58 (A) 1-6-40 46 32 (H) 12-26-40 24 30 (A) 12-11-50 59 62 (A) 12-22-61 49 50 (A) 12-21-64 87 80 (H) 12-22-64 63 59 (H) 12-10-65 71 87 (A) 12-11-65 70 68 (A) 12-21-68 73 86 (N) 12-8-72 50 75 (N) Totals 706 762	Colorado College (6-1) 2-4-03 39 11 (A) 1-14-20 32 19 (A) 1-15-20 23 25 (A) 3-5-20 23 9 (H) 3-6-20 33 12 (H) 1-4-29 32 25 (A) 1-5-29 48 26 (A) Totals 230 127	Creighton (20-9)	Drake (43-14)
Arkansas State (1-0) 3-16-89 81 79 (H)	California-Davis (1-0) 12-16-77 69 64 (H)	Colorado State (7-2) 12-23-47 67 47 (H) 12-19-49 63 43 (H) 12-19-70 69 65 (H) 12-16-71 51 57 (N) 12-22-80 54 48 (H) 12-23-81 51 58 (A) 1-4-84 56 54 (H) 1-12-85 88 78 (A) 3-14-96 91 83 (A) Totals 590 533	Creighton (20-9)	Drake (43-14)
Arkansas State (1-0) 3-16-89 81 79 (H)	California-Irvine (2-2) 12-1-69 76 73 (H) 12-28-84 73 67 (N) 12-2-85 80 87 (H) 11-28-86 101 109 (A) Totals 330 336	Columbia (1-0) 1-2-88 82 62 (H)	Creighton (20-9)	Drake (43-14)
Arkansas Tech (1-0) 11-25-78 70 59 (H)	Cal.-Santa Barbara (1-0) 12-22-78 75 55 (N)	Connecticut (0-2) 3-19-92 65 86 (N) 3-21-97 67 76 (A) Totals 132 162	Creighton (20-9)	Drake (43-14)
Augustana (S.D.) (3-0) 12-14-68 73 56 (H) 12-4-69 75 56 (H) 11-26-83 113 69 (H) Totals 261 181	Cal St.-Bakersfield (1-0) 12-13-79 94 80 (H)	Coppin State (1-0) 12-6-96 88 72 (H)	Creighton (20-9)	Drake (43-14)
Baker (3-0) 1904-05 49 19 2-3-06 34 23 (H) 2-21-06 33 27 (A) Totals 116 69	Camp Funston (0-1) 1917-18 14 43 (H)	Cornell (2-0) 12-29-55 70 69 (N) 12-29-82 66 56 (N) Totals 136 125	Creighton (20-9)	Drake (43-14)
Ball State (1-1) 12-27-80 62 67 (A) 12-19-81 64 63 (H) Totals 126 130	Canisius (1-1) 12-29-36 34 39 (A) 3-13-85 79 66 (H) Totals 113 105	Cotner College (4-1)	Creighton (20-9)	Drake (43-14)
Bellevue (1-0) 3-20-06 39 27 (A)	Cal.-Santa Barbara (1-0)	Creighton (4-1)	Creighton (20-9)	Drake (43-14)
Bowling Green (2-1) 12-15-90 99 85 (H)	Cal.-Santa Barbara (1-0)	Creighton (4-1)	Creighton (20-9)	Drake (43-14)

1997-98 HUSKER OPPONENTS

1-2-33	22	32 (H)
1-1-34	16	32 (A)
12-29-34	26	24 (H)
12-20-35	41	24 (A)
12-21-36	29	24 (H)
12-20-37	28	33 (A)
12-21-38	37	66 (H)
12-23-39	37	61 (A)
12-21-40	36	43 (H)
12-27-41	32	56 (A)
12-13-43	21	40 (A)
1-22-44	32	45 (H)
12-22-44	54	55 (H)
12-8-45	30	55 (A)
12-23-46	58	66 (H)
12-13-47	59	63 (A)
12-6-48	52	61 (H)
12-2-50	41	55 (A)
12-8-51	55	63 (H)
12-13-52	62	71 (A)
12-5-53	64	75 (A)
12-13-58	57	78 (A)
12-7-59	76	66 (H)
12-8-76	58	66 (H)
12-19-77	63	49 (A)
11-28-78	58	48 (H)
12-15-79	58	75 (A)
11-26-95	96	85 (N)
12-9-95	80	91 (A)
12-21-96	56	70 (H)
Totals	1,856	2,402
Minnesota Ag College (0-1)		
3-6-03	4	13 (A)
Minnesota-Duluth (1-0)		
12-3-73	77	50 (H)
Mississippi (1-1)		
12-17-77	80	70 (H)
12-16-78	67	70 (N)
Totals	147	140
Mississippi State (0-1)		
12-30-95	66	69 (N)
Missouri-Kansas City (9-0)		
12-8-82	69	50 (H)
11-25-89	91	76 (H)
1-9-91	97	78 (A)
1-20-92	71	71 (H)
1-9-93	66	65 (A)
1-5-94	92	71 (H)
1-18-95	63	60 (A)
1-17-96	87	69 (H)
12-11-96	76	64 (A)
Totals	712	604
Missouri-St. Louis (1-0)		
12-27-86	89	63 (H)
Missouri Southern (1-0)		
12-2-77	61	54 (H)
Missouri Western (1-0)		
12-20-82	93	43 (H)
Montana (2-1)		
12-19-36	53	39 (H)
12-23-80	69	46 (H)
11-29-82	51	61 (A)
Totals	173	146
Montana State (4-2)		
1-11-30	30	61 (H)
12-6-58	75	43 (H)
12-23-59	58	64 (A)
12-23-77	104	60 (H)
12-3-84	86	65 (H)
12-14-85	76	59 (A)
Totals	429	352

Morehead State (2-0)		
12-29-88	81	77 (N)
12-2-94	96	55 (H)
Totals	177	132
Morningside (7-0)		
1903-04	57	27
1-26-11	23	19 (A)
1-27-12	62	10 (A)
12-17-19	37	14 (H)
12-18-19	39	9 (H)
2-24-20	44	12 (A)
2-25-20	50	13 (A)
Totals	312	104
Morrison (0-1)		
3-5-08	19	23 (A)
Muscatine (0-1)		
1-11-08	31	39 (H)
Murray State (0-1)		
11-25-90	79	81 (N)
NATTC (0-1)		
1-15-45	34	57 (A)
Navy Pre-Flight (0-2)		
1-30-45	42	62 (H)
2-20-45	41	55 (A)
Totals	83	117
Nebraska-Omaha (1-0)		
1-25-88	96	67 (H)
Nebraska Wesleyan (20-6)		
12-13-1898	37	5 (H)
2-2-1899	57	3 (A)
1899-00	42	9 (H)
1-18-02	63	14 (H)
1903-04	47	10
1903-04	31	32
1903-04	25	9
1904-05	32	31
1904-05	57	23
1-11-07	38	26 (A)
3-25-07	59	11 (H)
12-18-07	33	19 (A)
3-8-09	32	62 (A)
1-14-11	42	26 (H)
1-18-13	39	26 (H)
2-7-13	27	20 (A)
1-23-14	29	20 (H)
1-24-14	18	24 (H)
2-5-15	13	9 (A)
3-3-15	15	39 (H)
2-18-16	19	23 (A)
1916-17	27	14
1916-17	15	18
1917-18	18	10 (A)
1917-18	24	14 (H)
1922-23	24	22 (H)
Totals	863	519
Nevada-Las Vegas (0-1)		
12-23-78	63	79 (A)
Nevada (3-1)		
12-30-47	58	63 (A)
12-14-70	116	71 (H)
12-12-77	67	50 (H)
3-18-97	78	68 (A)
Totals	319	252
New Mexico State (1-1)		
12-20-75	79	75 (A)
3-19-93	79	93 (N)
Totals	158	168
Niagara (1-0)		
1-1-38	43	37 (A)

North Carolina (0-1)		
1-6-73	62	79 (N)
North Dakota (1-1)		
12-29-33	22	50 (A)
12-22-34	34	21 (H)
Totals	56	71
North Dakota State (1-0)		
12-30-33	32	29 (A)
North Texas (3-0)		
11-24-72	64	46 (H)
12-10-74	69	56 (A)
12-2-88	90	84 (H)
Totals	223	186
N.E. Missouri State (3-0)		
12-14-73	67	54 (H)
12-7-83	82	61 (H)
1-11-86	99	56 (H)
Totals	248	171
Northeastern Illinois (2-0)		
12-21-94	101	60 (H)
12-18-95	94	76 (H)
Totals	195	136
Northern Colorado (1-0)		
1-2-48	58	54 (A)
Northern Illinois (2-1)		
1-12-89	71	56 (H)
12-5-89	56	65 (A)
2-18-91	82	73 (H)
Totals	209	194
Northern Iowa (13-1)		
12-11-48	63	52 (H)
12-14-49	60	54 (H)
12-19-50	63	55 (H)
12-1-51	60	44 (H)
12-1-60	78	68 (H)
12-10-62	78	59 (H)
12-7-70	95	71 (H)
12-20-73	73	55 (H)
12-29-81	53	42 (A)
12-17-83	90	64 (H)
12-31-93	70	63 (H)
12-22-94	95	88 (A)
12-16-95	101	109 (H)
2-13-97	77	69 (A)
Totals	1,056	893
Northern Michigan (1-0)		
12-15-69	92	68 (H)
N.W. Missouri State (10-0)		
12-1-48	59	39 (H)
12-7-49	58	39 (H)
12-4-50	61	39 (H)
12-11-51	59	43 (H)
1-21-55	74	54 (H)
12-1-58	85	44 (H)
12-13-76	88	53 (H)
12-20-80	79	59 (H)
1-7-84	93	67 (H)
1-5-87	105	64 (H)
Totals	761	501
Northwestern (2-1)		
12-21-33	22	35 (A)
11-29-75	79	68 (H)
12-20-76	71	68 (A)
Totals	172	171
Notre Dame (5-2)		
2-20-20	25	18 (A)
2-21-20	31	15 (A)
2-18-21	25	18 (H)
2-19-21	39	21 (H)
12-9-57	56	59 (A)

12-14-59	62	70 (H)
12-11-61	65	61 (H)
Totals	303	262
Ohio (3-0)		
12-19-57	61	53 (H)
12-16-61	81	64 (H)
12-3-93	94	68 (H)
Totals	236	185
Ohio State (2-4)		
12-22-36	32	23 (H)
12-11-37	31	42 (A)
12-30-85	69	66 (N)
12-5-87	63	72 (H)
12-14-88	76	103 (A)
3-20-89	74	85 (A)
Totals	345	391
Oklahoma City (1-1)		
1-18-64	74	65 (H)
2-8-66	81	85 (A)
Totals	155	150
Omaha Alumni (3-0)		
1-17-13	46	13 (H)
1-10-14	44	22 (H)
2-17-14	40	19 (A)
Totals	130	54
Omaha Athletic Club (2-0)		
1-9-20	51	10 (H)
1-10-20	26	23 (H)
Totals	77	33
Omaha Christian (1-0)		
1903-04	35	26
Omaha YMCA (6-3)		
1-15-1898	12	16 (H)
2-22-1898	10	9 (A)
1-20-1899	21	14 (H)
1899-00	26	14 (H)
1900-01	13	11 (A)
1900-01	20	12 (H)
1900-01	20	28 (H)
1904-05	24	21
1904-05	29	30
Totals	175	155
Old Dominion (1-0)		
12-30-96	72	66 (N)
Oregon (6-3)		
12-22-41	42	49 (H)
12-21-53	68	84 (A)
12-22-53	72	74 (A)
12-2-66	79	56 (H)
12-7-69	85	77 (A)
12-1-86	76	60 (H)
12-12-87	67	62 (A)
11-25-95	114	106 (N)
12-29-95	99	76 (N)
Totals	702	644
Oregon State (3-5)		
12-30-40	38	61 (A)
12-28-45	48	40 (H)
12-19-53	55	83 (A)
12-19-59	60	63 (A)
12-21-59	65	67 (N)
12-7-65	75	63 (H)
12-6-69	67	79 (A)
11-30-96	75	67 (H)
Totals	483	523
Ottumwa Navy (2-0)		
12-7-46	65	45 (H)
2-1-47	72	53 (A)
Totals	137	98

Pacific (2-0)		
12-10-66	90	78 (H)
12-19-75	85	59 (N)
Totals	175	137
Penn State (1-2)		
12-9-80	75	50 (H)
12-21-81	58	60 (A)
3-21-95	59	65 (H)
Totals	192	175
Pentathlon (1-0)		
12-27-44	54	40 (H)
Pepperdine (1-0)		
12-2-89	104	100 (H)
Pittsburgh (0-2)		
1-4-30	27	34 (A)
12-19-30	22	23 (H)
Totals	49	57
Port Washington (1-0)		
1904-05	47	36
Portage Co. F (0-2)		
2-20-07	23	27 (A)
3-2-08	16	39 (A)
Totals	39	66
Portland (2-0)		
12-17-66	71	69 (N)
12-4-93	111	85 (H)
Totals	182	154
Portland State (1-0)		
12-1-79	74	52 (H)
Princeton (1-0)		
12-27-57	74	64 (N)
Purdue (2-6)		
12-8-47	56	60 (H)
12-17-48	47	64 (A)
12-17-56	65	62 (A)
12-14-57	61	70 (H)
12-7-63	75	81 (A)
12-5-64	96	85 (H)
12-2-78	47	58 (H)
12-11-79	56	78 (A)
Totals	503	558
Ripon (0-1)		
1904-05	28	32
Sacramento State (3-0)		
12-13-78	91	56 (H)
1-6-82	93	61 (H)
1-20-93	86	70 (H)
Totals	270	187
Sacred Heart College (1-0)		
1-24-13	31	9 (A)
St. Louis (3-3)		
12-28-29	27	37 (A)
2-12-30	45	43 (H)
2-10-32	28	31 (H)
3-3-34	29	25 (H)
1-5-35	28	30 (A)
11-23-90	107	79 (N)
Totals	264	245
St. Mary's (Calif.) (1-1)		
12-17-46	54	58 (H)
12-10-75	68	57 (H)
Totals	122	115
St. Joseph's (Iowa) (3-0)		
1-23-13	25	11 (A)
2-5-14	48	11 (A)
1916-17	21	11
Totals	94	33

1997-98 HUSKER OPPONENTS

St. Joseph's (Pa.) (1-0)
3-28-96 60 56 (N)

St. Thomas (Minn.) (1-0)
1916-17 23 8

St. Thomas (Pa.) (1-0)
12-30-36 42 41 (A)

Sam Houston State (3-0)
1-5-89 89 70 (H)
1-6-90 99 91 (H)
11-23-91 91 42 (H)
Totals 279 203

San Diego State (0-1)
12-3-71 61 63 (H)

San Francisco (1-0)
12-30-86 66 60 (N)

San Jose State (2-2)
12-29-47 38 39 (A)
12-23-71 80 63 (H)
12-17-74 66 80 (H)
12-3-89 90 76 (H)
Totals 274 258

Santa Clara (1-2)
1-3-36 48 61 (A)
12-12-50 53 38 (A)
12-29-84 59 78 (A)
Totals 160 177

Shattuck (2-0)
1904-05 44 22
3-22-06 59 23 (A)
Totals 103 45

Simpson (1-1)
2-18-14 21 22 (A)
1916-17 20 13
Totals 41 35

Sioux City YMCA (1-1)
2-17-02 42 24 (A)
1903-04 14 49
Totals 56 73

Sonoma State (1-0)
1-5-81 84 49 (H)

South Carolina (1-1)
1-6-76 69 68 (H)
1-3-77 49 54 (A)
Totals 118 122

South Dakota (30-5)
2-4-11 30 25 (H)
1-23-20 41 12 (H)
1-24-20 33 12 (H)
1-21-21 39 13 (H)
12-18-25 19 20 (H)
12-20-28 36 25 (H)
1-15-29 46 28 (H)
12-13-30 18 17 (A)
12-12-31 36 41 (H)
2-18-33 34 25 (H)
2-3-36 48 27 (H)
12-11-36 31 33 (A)
12-17-37 44 28 (H)
12-10-38 44 30 (H)
12-9-39 39 15 (H)
12-6-40 39 40 (A)
12-12-41 48 28 (H)
12-7-42 30 40 (A)
12-18-43 41 31 (H)
12-11-45 52 29 (H)
12-4-46 68 37 (H)
12-16-47 65 38 (H)
1-29-49 72 50 (H)
1-2-50 47 40 (H)
1-3-51 74 49 (H)

1-26-52 82 59 (H)
12-6-52 65 53 (H)
12-15-53 70 53 (H)
12-11-54 87 51 (H)
12-7-64 74 63 (H)
12-18-65 77 60 (H)
12-5-67 94 61 (H)
1-3-76 72 59 (H)
12-10-77 74 64 (H)
12-1-84 101 69 (H)
Totals 1,870 1,325

South Dakota State (9-0)
1-14-30 29 27 (H)
2-1-46 52 50 (H)
2-4-47 53 34 (H)
2-3-48 66 56 (H)
12-3-49 61 32 (H)
12-2-57 64 52 (H)
11-30-74 87 72 (H)
11-30-79 100 83 (H)
12-7-81 70 51 (H)
Totals 582 457

Southern California (1-5)
12-21-62 49 58 (H)
12-22-62 53 55 (H)
12-20-63 73 79 (A)
12-21-64 64 79 (A)
11-25-91 93 84 (H)
12-23-92 64 74 (A)
Totals 396 429

Southern Colorado (1-0)
11-29-84 89 67 (H)

Southern Illinois (2-0)
11-26-85 85 50 (H)
12-10-86 87 85 (A)
Totals 172 135

Southern Methodist (3-2)
12-19-51 55 61 (A)
12-7-61 63 60 (H)
12-12-70 75 80 (A)
12-11-71 84 76 (H)
12-20-74 69 67 (N)
Totals 346 344

Southern Mississippi (0-1)
3-24-87 75 82 (N)

Southern Utah (3-0)
11-30-91 106 101 (A)
1-5-93 100 85 (H)
1-5-94 89 85 (H)
Totals 295 271

S.W. Missouri State (1-0)
1-15-83 98 46 (H)

Southwestern Louisiana (0-1)
12-29-92 80 109 (N)

Springfield (Mass.) (1-0)
12-17-52 82 73 (H)

Stanford (3-6)
1-3-33 17 21 (H)
1-2-35 31 34 (H)
1-4-36 39 42 (A)
1-3-39 47 56 (A)
12-20-39 48 47 (H)
12-27-40 46 57 (A)
12-27-47 51 47 (A)
12-23-61 59 72 (A)
12-20-65 71 67 (H)
Totals 409 443

Stevens Point A.C. (0-1)
1900-01 13 38 (A)

Tampa (0-1)
12-21-51 76 81 (A)

Temple (0-1)
1-1-37 27 43 (A)

Tennessee Tech (1-0)
12-14-90 113 92 (H)

Texas-Arlington (1-0)
12-21-92 116 95 (H)

Texas Christian (3-1)
12-20-51 57 58 (A)
12-11-70 69 64 (A)
12-11-72 72 58 (H)
3-24-83 67 57 (H)
Totals 265 237

Texas-San Antonio (2-0)
11-27-93 96 85 (H)
12-3-96 79 76 (H)
Totals 175 161

Toledo (3-0)
12-8-90 105 68 (H)
1-2-92 57 52 (A)
11-24-95 72 59 (N)
Totals 234 179

Topeka YMCA (1-1)
3-3-02 36 52 (A)
3-22-02 27 13 (H)
Totals 63 65

Tulane (2-0)
3-17-83 72 65 (H)
3-26-96 90 78 (N)
Totals 162 143

UCLA (2-5)
12-29-38 35 30 (A)
12-30-38 40 42 (A)
12-20-41 36 42 (H)
12-16-55 71 65 (H)
11-30-56 56 69 (A)
12-1-56 60 78 (A)
3-19-85 63 82 (A)
Totals 361 408

Utah (1-2)
12-30-35 48 47 (A)
12-27-39 40 63 (H)
12-13-80 55 57 (A)
Totals 143 167

Utah State (2-0)
12-7-60 65 60 (H)
3-8-78 67 66 (H)
Totals 132 126

Valparaiso (2-0)
2-27-20 30 17 (A)
2-28-20 35 20 (A)
Totals 65 37

Vanderbilt (2-3)
12-21-55 48 66 (H)
12-22-56 54 78 (A)
12-7-73 58 82 (A)
12-23-74 81 66 (H)
12-22-75 68 57 (A)
Totals 309 349

Villanova (0-1)
11-27-87 53 70 (N)

Virginia Tech (0-1)
11-26-94 81 87 (N)

Wagner (1-0)
12-30-89 88 67 (H)

Washburn (1-0)
1-16-08 26 25 (A)

Washington (3-6)
12-27-30 38 41 (A)
12-29-30 24 27 (A)
12-30-30 32 38 (A)
12-8-50 49 54 (A)
12-9-50 53 71 (A)
12-6-75 63 75 (H)
11-29-76 59 58 (A)
3-21-87 81 76 (H)
3-12-97 67 63 (H)
Totals 466 503

Washington (Mo.) (12-6)
1917-18 17 44 (A)
2-7-19 35 25 (H)
2-8-19 28 13 (H)
1-7-22 31 23 (H)
2-25-22 33 32 (A)
1922-23 32 34 (H)
1922-23 24 22 (A)
2-9-24 32 18 (A)
1923-24 38 17 (H)
2-20-25 24 20 (A)
3-5-25 16 36 (H)
2-20-26 26 20 (H)
3-6-26 14 22 (A)
1926-27 37 20 (A)
1926-27 41 24 (H)
12-16-27 27 28 (A)
1-9-28 19 30 (H)
1-11-49 48 45 (H)
Totals 522 473

Washington State (5-2)
12-12-66 100 75 (H)
12-13-66 80 78 (H)
12-8-67 70 93 (A)
12-9-67 91 76 (A)
12-22-84 58 63 (H)
12-12-85 79 72 (A)
3-19-96 82 73 (H)
Totals 560 530

Weber State (1-0)
11-26-96 83 66 (H)

Wesleyan Auto (0-1)
3-5-14 19 31 (H)

West Virginia (0-1)
1-2-30 19 45 (A)

Western Illinois (2-0)
12-21-77 73 72 (H)
12-17-94 69 62 (H)
Totals 142 134

Western Kentucky (0-2)
12-31-46 56 74 (A)
3-14-86 69 67 (N)
Totals 125 141

Western Reserve (2-0)
12-28-36 41 35 (A)
12-21-48 83 80 (A)
Totals 124 115

Wichita State (6-5)
12-12-55 46 71 (A)
12-3-60 63 65 (H)
12-4-61 49 79 (A)
12-10-68 94 92 (H)
12-6-69 81 79 (A)
12-23-70 72 71 (A)
12-4-71 61 74 (H)
1-7-74 58 66 (A)
12-14-74 78 65 (H)
12-12-92 71 64 (A)
12-11-93 94 72 (H)
Totals 767 798

Wisconsin (10-5)
1903-04 25 22 (H)
2-21-07 31 35 (A)
3-3-08 4 43 (A)
1-4-22 14 27 (A)
12-30-39 53 43 (A)
1-4-41 31 46 (H)
12-19-55 52 71 (A)
12-10-56 53 51 (H)
12-1-65 101 88 (A)
11-30-68 68 55 (H)
12-27-79 83 82 (N)
12-5-83 71 69 (A)
12-12-84 53 51 (H)
12-11-90 75 63 (A)
12-11-91 86 67 (H)
Totals 800 813

Wisconsin-Green Bay (2-0)
1-2-91 70 63 (A)
12-30-91 76 68 (H)
Totals 146 131

Wisconsin-Oshkosh (1-0)
1-4-80 96 72 (H)

Wisconsin-Stevens Point (2-0)
11-30-81 74 45 (H)
1-9-85 69 62 (H)
Totals 143 107

Wisconsin-Stout (1-0)
11-23-85 71 53 (H)

Wisconsin-Superior (0-1)
12-28-31 34 36 (A)

Wyoming (15-10)
1-20-34 24 33 (H)
12-15-34 23 26 (A)
12-17-35 46 42 (A)
1-13-36 31 22 (H)
12-23-38 38 30 (H)
12-5-57 77 66 (H)
12-20-61 70 71 (A)
12-2-63 79 72 (H)
12-3-64 68 94 (A)
12-7-66 98 102 (A)
12-23-67 82 74 (H)
12-1-70 68 63 (A)
12-1-71 81 63 (H)
12-1-72 59 65 (A)
12-1-73 70 62 (H)
11-28-80 59 62 (H)
11-27-81 48 62 (A)
12-18-82 68 57 (H)
12-20-83 67 64 (A)
12-10-84 79 65 (H)
11-30-85 64 53 (A)
12-20-86 62 61 (H)
12-19-87 58 87 (A)
1-23-89 71 58 (H)
1-22-90 65 95 (A)
Totals 1,555 1,487

Xavier (Ohio) (0-2)
3-19-84 57 58 (A)
3-14-91 84 89 (N)
Totals 141 147

York College (1-0)
1916-17 23 14



NEBRASKA IN THE BIG EIGHT/BIG 12 TOURNAMENT

1977: (0-1)
58 at Kansas 61
Champion: Kansas State (11-3 Big Eight/23-8 Overall)
Tournament Champion: Kansas State

1978: (1-1)
71 Oklahoma State 63
58 Missouri 61
Champion: Kansas (13-1/24-5)
Tournament Champion: Missouri

1979: (0-1)
60 at Kansas State 61 (2OT)
Champion: Oklahoma (10-4/21-10)
Tournament Champion: Oklahoma

1980: (1-1)
75 Oklahoma 68
59 Kansas State 60
Jack Moore, All-Tournament
Champion: Missouri (11-3/25-6)
Tournament Champion: Kansas State

1981: (0-1)
66 Colorado 70
Champion: Missouri (10-4/22-10)
Tournament Champion: Kansas

1982: (1-1)
60 Oklahoma State 49
53 Missouri 58
Champion: Missouri (12-2/27-4)
Tournament Champion: Missouri

1983: (1-1)
94 Iowa State 71
63 Missouri 69
Champion: Missouri (12-2/26-8)
Tournament Champion: Oklahoma State

1984: (0-1)
39 Kansas State 41
Champion: Oklahoma State (13-1/29-5)
Tournament Champion: Kansas

1985: (0-1)
69 at Kansas 74
Champion: Oklahoma (13-1/31-6)
Tournament Champion: Oklahoma

1986: (1-1)
82 Oklahoma State 75
58 Iowa State 75
Bernard Day, All-Tournament
Champion: Kansas (13-1/35-4)
Tournament Champion: Kansas

1987: (0-1)
45 Kansas State 47
Champion: Missouri (11-3/24-10)
Tournament Champion: Missouri

1988: (0-1)
70 Kansas State 75
Champion: Oklahoma (12-2/35-4)
Tournament Champion: Oklahoma

1989: (0-1)
70 Missouri 98
Champion: Oklahoma (12-2/30-6)
Tournament Champion: Missouri

1990: (0-1)
65 Oklahoma 78
Champion: Missouri (12-2/26-6)
Tournament Champion: Oklahoma

1991: (2-1)
117 Oklahoma 113 (OT)
87 Kansas 83
82 Missouri 90
Clifford Scales and Tony Farmer, All-Tournament
Champions: Oklahoma State (10-4/24-8), Kansas (10-4/27-8)
Tournament Champion: Missouri

1992: (0-1)
85 Oklahoma 107
Champion: Kansas (11-3/27-5)
Tournament Champion: Kansas

1993: (0-1)
45 Kansas State 47
Champion: Kansas (11-3/29-7)
Tournament Champion: Missouri

1994 (3-0)
105 Oklahoma 88
98 Missouri 91
77 Oklahoma State 66
Eric Piatkowski (MVP), Bruce Chubick, Jaron Boone, All-Tournament
Champion: Missouri (14-0/28-4)
Tournament Champion: Nebraska

1995 (0-1)
48 Oklahoma State 68
Champion: Kansas (11-3/25-6)
Tournament Champion: Oklahoma State

1996 (0-1)
60 Iowa State 62
Champion: Kansas (12-2, 29-5)
Tournament Champion: Iowa State

1997 (0-1)
72 Missouri 78
Champion: Kansas (15-1, 34-2)
Tournament Champion: Kansas

NU by Round:

	Home	Away	K.C.	All-Time
First*	0-0	0-0	0-1	0-1
Quarterfinals	4-2	0-3	3-8	7-13
Semifinals	0-0	0-0	2-5	2-5
Championship	0-0	0-0	1-1	1-1
Totals	4-2	0-3	6-15	10-20

*-First round refers to opening round of Big 12 tourney; quarterfinals are opening round of Big Eight tourney, quarterfinals of Big 12

ALL-TIME NEBRASKA CONFERENCE TOURNAMENT RECORDS

Nebraska vs.:	League			
	League Tourney	Tourney In Kemper	Overall In Kemper	Overall In K.C.
Colorado	0-1	0-0	0-2	1-13
Iowa State	1-2	0-2	1-2	5-8
Kansas	1-2	1-0	1-2	4-14
Kansas State	0-6	0-4	0-6	3-16
Missouri	1-6	1-6	2-6	9-12
Oklahoma	3-2	2-2	7-2	14-5
Oklahoma State	4-1	2-1	4-1	12-6
Others				4-4

Tournament Titles by School (titles/final game appearances): Missouri (6/9); Oklahoma (4/7); Kansas (5/9); Kansas State (2/6); Oklahoma State (2/4); Nebraska (1/2); Iowa State (1/4); Colorado (0/1)

CORNHUSKER CONFERENCE TOURNAMENT RECORDS

INDIVIDUAL, GAME

Points--42; Eric Piatkowski, vs. Oklahoma, 1994
 Opponent--34; Jeff Webster, Oklahoma, 1994
 Field Goals--14; Eric Piatkowski, vs. Oklahoma, 1994 (23 att.)
 Opponent--12; Jeff Webster, Oklahoma, 1994 (21 att.)
 Field Goal Attempts--23; Eric Piatkowski, vs. Oklahoma, 1994 (14 made); Tyronn Lue vs. Missouri, 1997 (10 made)
 Opponent--21; John Douglas, Kansas, Feb. 26, 1977 (9 made); Jeff Webster, Oklahoma, 1994 (12 made)
 Field Goals, No Misses--6; Andre Smith, vs. Colorado, 1981
 Opponent--8; Ed Nealy, Kansas State, 1980
 3-Point Goals--4; Ray Richardson, vs. Missouri, 1989 (9 att.); Eric Piatkowski, vs. Oklahoma, 1994 (8 att.)
 Opponent--6; Randy Rutherford, Oklahoma State, 1994 (11 att.)
 3-Point Attempts--9; Ray Richardson, vs. Missouri, 1989 (4 made); Eric Piatkowski, vs. Oklahoma, 1992 (0 made)
 Opponent--14; Mark Atkins, Missouri, 1994 (4 made)
 3-Point Percentage--1.000; Clifford Scales, vs. Oklahoma, 1991 (3-3)
 Opponent--.750; Askia Jones, Kansas State, 1993 (3-4)
 Free Throws--13; Tony Farmer, vs. Kansas, 1991 (16 att.)
 Opponent--12; Doug Smith, Missouri, 1991 (14 att.)
 Free Throw Attempts--16; Tony Farmer vs. Kansas, 1991 (13 made)
 Opponent--14; Doug Smith, Missouri, 1991 (12 made)
 Free Throws Made, No Misses--*12; Tony Farmer vs. Oklahoma, 1991
 Opponent--11; Mark Tucker, Oklahoma State, 1978
 Rebounds--16; Bruce Chubick, vs. Oklahoma, 1994
 Opponent--14; Fred Burley, Oklahoma State, 1994
 Assists--14; Brian Carr at Kansas, 1985
 Opponent--9; Lee Coward, Missouri, 1989
 Blocked Shots--5; Derrick Chandler vs. Kansas State, 1993
 Opponent--5; Kelvin Cato, Iowa State, 1996
 Steals--4; Clifford Scales vs. Oklahoma, 1991, Jaron Boone vs. Iowa State, 1996
 Opponent--5; Jeff Currie, Missouri, 1978
 Minutes--*50; Andre Smith and Brian Banks, at Kansas State, 1979
 Opponent--*50; Glenn Marshall, Kansas State, 1979

THE BIG 12 IN POSTSEASON PLAY

Team	NCAA			NIT			Overall		
	App.	W-L	Pct.	App.	W-L	Pct.	App.	W-L	Pct.
Kansas	26	56-26	.683	2	3-2	.600	28	59-28	.678
Oklahoma State	14	25-13	.658	7	6-8	.429	21	31-21	.596
Oklahoma	16	20-16	.556	6	9-6	.600	22	29-22	.569
Nebraska	5	0-5	.000	11	19-10	.655	16	19-15	.559
Colorado	9	9-11	.450	4	7-3	.700	13	16-14	.533
Texas	16	17-19	.472	4	6-3	.667	20	23-22	.511
Kansas State	22	27-26	.509	3	4-4	.500	*26	31-30	.508
Iowa State	10	8-10	.444	1	0-1	.000	11	8-11	.421
Missouri	16	13-16	.448	4	1-4	.200	*20	14-20	.412
Texas A&M	6	3-7	.300	5	4-5	.444	11	7-12	.368
Texas Tech	10	5-11	.313	2	0-2	.000	12	5-13	.277
Baylor	4	3-6	.333	2	0-2	.000	6	3-8	.273

*Includes 0-1 record in Commissioner's Invitational Tournament. NCAA District playoff games are not included in NCAA Tournament records.

INDIVIDUAL, CAREER

Points--136; Eric Piatkowski, 1991-94 (8 games)
 Field Goals--45; Eric Piatkowski, 1991-94 (110 att., 8 games)
 Field Goal Attempts--110; Eric Piatkowski, 1991-94 (45 made, 8 games)
 Field Goal Percentage--.667; Mike Naderer, 1978-81 (24-36, six games)
 3-Point Goals--13; Eric Piatkowski, 1991-94 (47 att., eight games); Erick Strickland, 1993-96 (30 att., six games)
 3-Point Goal Attempts--47; Eric Piatkowski, 1991-94 (13 made, eight games)
 3-Point Percentage--.556; Eric Johnson, 1988-89 (5-9, two games)
 Free Throws--33; Eric Piatkowski, 1991-94 (41 att., eight games)
 Free Throw Attempts--41; Eric Piatkowski, 1991-94 (33 made, eight games)
 Free Throw Percentage--.900; Jack Moore, 1980-82 (27-30, five games)
 Rebounds--47; Bruce Chubick, 1991-94 (eight games)
 Assists--29; Brian Carr, 1984-87 (five games)
 Blocked Shots--8; Derrick Chandler, 1992-93 (two games); Mikki Moore, 1994-97 (three games)
 Steals--9; Jaron Boone, 1993-96 (six games)
 Minutes Played--255; Eric Piatkowski, 1991-94 (eight games)
 Minutes Per Game---*40.75; Brian Banks, 1977-79 (163 in 4 games)

TEAM, GAME

Points--117; vs. Oklahoma, 1991 (OT)
 Opponent--113; Oklahoma, 1991 (OT)
 Points in Half--59; vs. Oklahoma, 1991 (2nd)
 Opponent--59; Missouri, 1994 (2nd)
 Field Goals--38; vs. Oklahoma, 1991 (84 att.)
 Opponent--39; Missouri, 1989 (68 att.); Oklahoma, 1992 (73 att.)
 Field Goal Attempts--84; vs. Oklahoma, 1991 (38 made)
 Opponent--82; Missouri, 1994 (32 made)
 Field Goal Percentage--.646; vs. Oklahoma State, 1986 (31-48)
 Opponent--.610; Missouri, 1983 (25-41)
 3-Point Goals--10; vs. Missouri, 1994 (24 att.)
 Opponent--11; Oklahoma State, 1994 (23 att.)
 3-Point Goals Attempted--*29; vs. Oklahoma, 1992 (7 made)
 Opponent--28; Missouri, 1994 (7 made)
 3-Point Percentage--.571; vs. Kansas, 1991 (4-7)
 Opponent--.692; Oklahoma, 1992 (9-13)
 Free Throws--34; vs. Iowa State, 1983 (42 att.); Oklahoma, 1991 (41 att.)
 Opponent--37; Oklahoma, 1991 (51 att.)
 Free Throw Attempts--42; vs. Iowa State, 1983 (34 made)
 Opponent--*51; Oklahoma, 1991 (37 made)
 Free Throw Percentage--.818; vs. Kansas State, 1988 (9-11); vs. Missouri, 1994 (18-22)
 Opponent--.923; Missouri, 1991 (12-13)
 Rebounds--55; vs. Oklahoma, 1991
 Opponent--47; Oklahoma, 1992
 Assists--22; vs. Oklahoma State, 1986
 Opponent--25; Missouri, 1989
 Blocked Shots--10; vs. Iowa State, 1996
 Opponent--6; Iowa State, 1996
 Steals--9; vs. Iowa State, 1983; vs. Oklahoma, 1991; vs. Iowa State, 1996
 Opponent--14; Kansas State, 1988

*Indicates overall tournament record



THE BIG 12 CONFERENCE . . . WELCOME TO THE BIG TIME!



Steve Hatchell
Big 12 Conference
Commissioner

Dedicated to achieving the highest goals in the integration of academic and athletic endeavors, Baylor, Colorado, Iowa State, Kansas, Kansas State, Missouri, Nebraska, Oklahoma, Oklahoma State, Texas, Texas A&M and Texas Tech combined forces on February 25, 1994, and forged the Big 12 Conference, one of the most powerful alliances in NCAA Division I competition to date.

Individually, member schools have long been respected for successes both in its classrooms and its stadiums. In all, league institutions have received numerous accolades for the quality of academic resources, programs and services offered to students. Athletically, Big 12 teams have accounted for more than 130 NCAA team

championships and 15 wire service football titles, while its student-athletes have claimed more than 750 NCAA crowns entering the 1997-98 academic year.

The formation of the Big 12 represents an undertaking by school chief executive officers to combine resources to achieve even higher levels of performance heading into the 21st Century. Institution chancellors and presidents serve as the chief policy makers of the Conference, operating as the Board of Directors. Administration of the league occurs through the Council of Faculty Athletics Representatives, Board of Athletics Directors and Board of Senior Woman Administrators.

Steven J. Hatchell became the conference's first commissioner on March 26, 1995, and has been in no small part responsible for the immediate success of the nation's newest conference. Under his direction, the Big 12 took a bold step toward community service in May 1996, by adopting Special Olympics as its primary philanthropy. Individual member-institutions have provided facilities for local, regional and national Special Olympics competition for years, but now under the Big 12 blanket, Special Olympians, their coaches and their fans have the opportunity to interact as recipients of clinics and other cooperative efforts in conjunction with Big 12 events. In August 1996, Executive Directors of Special Olympics in the seven-state area and Big 12 officials met and decided to promote the national movement through public service announcements aired to all 48 contiguous states during Big 12 football and basketball games and on the

weekly "Big 12 Showcase" television program. Although the Special Olympians certainly benefit from the use of conference facilities and clinics, Big 12 student-athletes, officials and fans gain almost as much if not more from this special partnership.

Another innovative venture of the Big 12 is the development of the Life Skills Program and Academic Services, which seeks to enhance the "total person" concept both on and off the field. Programs such as the Student-Athlete Advisory Committee, Special Olympics and the NCAA's heralded YES program of clinics and stay-in-school messages to youngsters are just a few of the life

skills areas promoted by the Big 12. Student-athletes play an active role in community endeavors such as hospital visits, youth school programs, enhance/eligibility information and anti-violence campaigns, all promoted through public service announcements aired during Big 12 contests. Activities such as these have helped the Big 12 raise the standard of excellence throughout the NCAA.

Exposure is key in any endeavor of this magnitude, and the Big 12 has one of the most comprehensive regional and national telecast agreements in the country. ESPN and ESPN Regional provide regional over-the-air syndication, national cable and national network coverage of up to 90 men's basketball games per season. The Big 12 is a mainstay in the ESPN lineup with the highest rated college basketball slot on "Big Monday." In addition to the highly successful syndicated package within the seven-state Conference region, Creative Sports markets 10 games annually to CBS and ABC for the Big 12. All 11 games of the Big 12 Phillips 66 Men's Basketball

Tournament are aired either regionally or nationally. ESPN will air the 1998 Phillips 66 Men's Basketball Tournament title game.

In all, the packages with ABC, Fox Sports Net and ESPN guarantee the Big 12 the finest intercollegiate coverage for all sports through the year 2000 (2003 with ABC for football television) and at least \$145 million into the coffers of the member institutions.

The Big 12 got off the planning boards and onto the field as Oklahoma claimed the inaugural conference championship in softball May 11, 1996. Big 12 football kicked off in grand fashion as Kansas State defeated Texas Tech 21-14 August 31, 1996, in Manhattan, Kan. The inaugural volleyball crown was won by Nebraska, bringing a very successful 1996 to a close.

On the basketball court, the Big 12 uses a divisional format for the basis of scheduling. The four Texas schools and the two Oklahoma schools form the South Division, while the North is comprised of the other six former Big Eight schools. The schools are split into the same scheduling areas and play an intradivisional round-robin, where each team plays every other member of the same area on a home-and-home basis. Each team also plays each member of the opposite area once. The team with the highest conference winning percentage at the end of the season receives the No. 1 seed, with the winner of the opposite area receiving the No. 2 spot. The remaining 10 seeds are determined based on conference winning percentage, regardless of division. The champion of the Big 12 Phillips 66 Men's Tournament receives an automatic bid to participate in the NCAA Tournament, a tremendous testimony to the strength of the Big 12. For the first time in history, the NCAA waived the two-year waiting period for a new conference champion to receive an automatic bid. In its inaugural season, the Big 12 sent champion Kansas and four other teams to the men's tournament, while women's champion Colorado and five other teams qualified for the women's championship. The Big 12 also sent two men's hoops teams to the NIT.

After a very successful first full campaign for the Big 12 Conference, the 21 regular season championship trophies were divided among seven schools, with Texas taking seven (football, men's outdoor track, men's swimming and diving, men's tennis, women's golf, women's outdoor track and women's tennis), the most of all conference members. Nebraska came in a close second, winning six trophies (gymnastics, men's indoor track, soccer, women's indoor track, women's swimming and diving and volleyball), while Colorado (men's cross country and women's cross country), Kansas (men's basketball and women's basketball) and Oklahoma State (men's golf and wrestling) finished up the inaugural Big 12 season with two trophies each. Missouri (softball) and Texas Tech (baseball) picked up the other two championship trophies.

In all, the Big 12 is home to more than 1,500 student-athletes on 209 teams in the 21 men's and women's Big 12-sponsored sports. Men's programs regulated by the league include baseball, basketball, cross country, football, golf, indoor/outdoor track and field, swimming and diving, tennis, and wrestling. Big 12-regulated women's programs include basketball, cross country, golf, gymnastics, indoor/outdoor track and field, soccer, softball, swimming and diving, and tennis.

BIG 12 CONFERENCE STAFF DIRECTORY

Steve Hatchell, Commissioner
 Donnie Duncan, Sr. Assoc. Commissioner and Director of Football
 Britton Banowsky, Assoc. Comm. for Admin. and Compliance
 Prentice Gautt, Assoc. Comm. for Academic Services, Life Skills
 Tim Allen, Associate Commissioner
 Dru Hancock, Assistant Commissioner of Championships
 Steve Pace, Chief Financial Officer
 Bill Foster, Big 12 Basketball Consultant
 Dale Kelley, Men's Basketball Supervisor of Officials
 Julie Dorn, Assistant Director of Championships
 Lori Ebihara, Director of Compliance
 Sharon Story, Executive Assistant to the Commissioner

Service Bureau Staff
 Bo Carter, Director
 Brad Clements, Assistant
 Lee Eiland, Assistant
 Chris Theisen, Assistant

Mailing Address
 2201 Stemmons Freeway
 28th Floor
 Dallas, Texas 75207
 (214) 742-1212

NCAA RULES AND REGULATIONS

Your support of Nebraska athletics is very much appreciated. However, there are restrictions regarding your involvement with student-athletes. Help Nebraska assure compliance with NCAA rules and regulations by taking a few moments to read this information. The eligibility of Nebraska student-athletes and reputation of the department and university depend greatly upon your cooperation.

WINNING TRADITION

Supporters of the University of Nebraska-Lincoln are proud of Nebraska's rich tradition in both academic accomplishments and athletic achievements. Student-athletes, coaches and other administrators have worked extremely hard to place Nebraska at the head of the class academically and among the most prestigious athletic programs in the country. Nebraska's tradition is rich in Academic All-Americans, NCAA Top Eight Award Winners, Big 12 Conference titles and national championships.

Most importantly, Nebraska athletics have built and maintained tradition and excellence based on integrity. Winning is important at Nebraska, but winning the RIGHT way by following the NCAA rules that govern the recruitment and treatment of student-athletes is a must!

The goal of this information is to educate you regarding NCAA rules that apply to you when interacting with student-athletes.

KEY POINT

You are considered a *representative* of Nebraska just by being an alumnus, friend or fan.

KEY RULE-NCAA BYLAW 13.01.5.1

In Division I, representatives of an institution's athletics interests are prohibited from making in-person, on-or-off-campus recruiting contacts, or written or telephonic communications with a prospect or the prospect's relatives or legal guardians.

INTERPRETATIONS

1. A representative of a Division I institution is prohibited from making in-person recruiting contact with a prospect and his or her parents/guardians—on or off campus.

Limited Exception: A representative may have contact with a prospect regarding permissible pre-enrollment activities such as summer employment, provided the prospect has already signed a National Letter-of-Intent and the institution is aware that you are making these contacts in regard to the employment.

2. A Division I representative is prohibited from writing or telephoning a prospect and his or her parents or legal guardians.

Limited Exception: A representative may have a phone conversation with a prospect only if the prospect initiates the call. Such a call may not be prearranged by an institutional staff member and the representative is not permitted to have a recruiting conversation, but may exhibit normal civility. The representative must refer any questions about the university's athletic program to the athletic department.

3. A representative is prohibited from contacting a prospect's coach, principal or counselor in an attempt to evaluate the prospect.

Limited Exception: NCAA rules do not preclude a representative from viewing a prospect's contest on the representative's own initiative, but the representative may not contact the prospect.

The most common NCAA rules infraction relates to the extra benefits rule. An extra benefit would include provision of any transportation, meals, clothes, entertainment, preferential loan terms or other benefit offered to a student-athlete unavailable to the general student population.

A representative may not provide any such extra benefit to an enrolled student-athlete or their family. Simply put, you may not treat a student-athlete any differently than a student who does not participate in athletics.

KEY CONTACT

Questions regarding NCAA rules, especially those relating to contact between alumni and recruits or enrolled student-athletes, can be directed to Nebraska's Senior Associate Athletic Director in charge of Compliance.

Al Papik
203 South Stadium
Lincoln, NE 68588-0219
(402) 472-3116

Thank you for your support of Nebraska athletics. Your full cooperation in keeping Nebraska's commitment to excellence and athletic integrity intact is very much appreciated. Your compliance and cooperation will help ensure the eligibility of both high school prospects and enrolled student-athletes.

TWO FINAL REMINDERS

1. Please contact the athletic department for NCAA rules interpretations.
2. Remember that in most cases: **CONTACT IS PROHIBITED.**

Thank you for your cooperation.




Bill Byrne,
Director of Athletics

NEBRASKA'S COMMITMENT TO ACADEMIC EXCELLENCE

- ◆ The University of Nebraska-Lincoln has more GTE Academic All-Americans than any other school, in football and in all sports combined.
- ◆ Since 1990, Nebraska has had nine NCAA Today's Top Eight Award Winners. This is the most prestigious honor presented to any college student-athlete. Overall, Nebraska has had a nation-leading 12 Top Eight Award Winners.
- ◆ Nebraska has a \$2.3 million, 30,000 square foot academic complex, exclusively for student-athletes.
- ◆ Nebraska football players are tied for first in the country with 16 National Football Foundation and Hall of Fame Postgraduate Scholarship Winners.
- ◆ Since 1990, 11 Nebraska student-athletes have been awarded the \$5,000 NACDA/Disney Scholar-Athlete Award.
- ◆ Nebraska finished as the all-time Big Eight leader in both postgraduate scholarship recipients and academic all-conference selections.
- ◆ Nebraska student-athletes continuing on with graduate school received over \$70,000 in postgraduate scholarship money.
- ◆ College Athletic Management Magazine recognized Nebraska's academic support program as the best in the country.
- ◆ More than 85 percent of scholarship athletes who have exhausted their eligibility have graduated from the university.
- ◆ Eighteen Husker football players received first-team academic All-Big 12 honors in 1996.

1996-97 SEASON IN REVIEW



YOUNG HUSKERS EXTEND NU POSTSEASON STREAK TO SEVEN

With just five familiar names at the start of the season, Husker basketball fans were busy checking their rosters to identify the fresh faces. Much the same, the Nebraska coaching staff was busy searching for the right combination of youth and experience to produce a winning formula.

By season's end a team which had lost nine lettermen from the 1996 NIT Championship team, was back in the postseason for a school-record seventh consecutive year. Nebraska capped its 1996-97 campaign, its first in the Big 12 Conference, with a 18-15 record and third-straight NIT appearance.

The Huskers looked to veteran seniors **Mikki Moore** and **Bernard Garner** and sophomore returnees **Tyronn Lue**, **Venson Hamilton** and **Andy Markowski** to blend with a talented cast of newcomers.

With arguably the toughest non-conference schedule in school history, NU's inexperienced squad was forced to learn on the run. Nebraska opened the season at 17th-ranked Texas in a non-conference contest. The game marked the first time in NU history, the Huskers had opened the season against a nationally-ranked opponent. Nebraska was up to the task, giving Texas all it wanted before losing 83-81 in overtime.

The game was a glimpse of things to come as Lue led Nebraska with 18 points and Moore and Hamilton both had double-double performances. New starters **Cookie Belcher** and **Larry Florence**, looked at home in Husker red, scoring eight and 10 points, respectively, while **Alvin Mitchell** and **Troy Piatkowski** added solid game off the Husker bench.

After the tough road opener, a five-game homestand was a welcome sight for the Huskers. Nebraska handled Weber State and Oregon State with relative ease, and held off a pesky Texas-San Antonio team to build a three-game winning streak heading into the 10th annual Ameritas Classic.

In the Ameritas, Nebraska dumped eventual NCAA tourney qualifier Coppin State by 16 points in round one. Moore dominated under the glass, blocking a school-record nine shots, part of an NU team record 15 rejections. The following night, Nebraska captured its ninth consecutive Ameritas title, with a five-point win over Bowling Green.


Lue was named the Most Valuable Player of the tournament, as he averaged 21 points in the two wins. He was joined on the all-tournament team by Moore and Belcher, who averaged nearly 20 points in the two wins, including a career-high 22 against Coppin State.

The Huskers found success on the road at Missouri-Kansas City and returned home to face a strong Minnesota team. The rugged Gophers, ranked 16th at gametime, served notice of their potential with an impressive 70-56 win over Nebraska. The Gophers went on to win the Big Ten and make a national title run, before losing to Kentucky in the Final Four. In the game, Moore put his name in the Husker record books again, breaking the career record for blocked shots.

After a nine-day holiday break, Nebraska found itself in the tropics for the Puerto Rico Holiday Classic. The Huskers dropped NCAA Tournament qualifier Old Dominion in round one by six points. Hamilton keyed the win with 14 points and 18 rebounds, the most by a Husker in five seasons.

The win set up a semifinal battle with sixth-ranked Cincinnati. Nebraska lost its floor leader Lue early in the contest with a strained knee, but battled hard, before losing 84-73. Without Lue and Garner the following day, the shorthanded Huskers gave a strong effort, but lost 58-55 to Bowling Green. Hamilton was the lone Husker named to the all-tournament team.

Nebraska completed its New Year's cross-country adventure



Mikki Moore finished as Nebraska's all-time leader in blocked shots and came within 14 points of joining the Huskers' 1,000-point scorers club.

with a trip to Boulder, Colo., to open Big 12 Conference action. With Lue at half speed and Garner out of the lineup, Colorado downed the Huskers 79-73. Moore shined in the loss, with a career-high 27 points on an 11-13 performance from the floor.

After nine days away from home, Nebraska's four-game homestand couldn't have come at a better time. The Huskers opened the Devaney Center stretch with a 71-52 win over intrastate rival Creighton. The victory marked Nebraska's seventh straight win in the series, the longest winning streak by either team. It also marked **Danny Nee's** 300th career coaching victory.

Nebraska returned to conference play and needed everything to hold off a determined Texas A&M squad. The Aggies, led by Jerald Brown's eight three-point goals, led by as many as 13 points in the first half. However, the Huskers rallied behind the play of Lue who scored a game-high 29 points, including 19 after half.

The Huskers dug themselves an even bigger hole in its next outing against Kansas State. The Wildcats built a 20-point first half lead and led 48-30 at intermission. However, the Huskers outscored K-State 21-5 in the first seven minutes of the second half to get back into the game. However, the Huskers still trailed by five with just more than one minute remaining, but threes from Garner and Lue forced overtime. In the extra session, Lue scored eight of his game-high 29 points as Nebraska pulled away for an 87-77 win.

The 20-point deficit was the largest Nebraska had overcome with Danny Nee as head coach. In addition, the 18-point halftime margin is the largest NU has overcome since full box scores are available, beginning with the 1972-73 season.

Nebraska finished off its homestand with its most impressive,

and least heartstopping, game. The Huskers jumped to a quick first-half lead and went on to defeat Missouri 76-53. The margin was NU's second biggest against Mizzou in the series' 184-game history.

In a strange scheduling quirk, Nebraska's next assignment was at Missouri. In a see-saw battle which featured seven ties and 15 lead changes, Mizzou made the big plays at the end to pull out a 75-74 win.

Nebraska continued on the road at Oklahoma and again found itself in position for a conference road win. However, Oklahoma broke open a tight game to win 84-77, despite a career-high tying 30 points from Lue.

After two losses, the Huskers returned home, but the assignment against No. 11 Iowa State was no breather. Nebraska played the 'Clones tough, but fell short 77-67.

NU's next game was as tough of a test as you can get. The Huskers, losers of three straight, traveled to Lawrence, Kan., to take on the undefeated and top-ranked Jayhawks. Kansas took an early eight-point lead and appeared to be in control of the game. However, Nebraska hung tough and trailed by just six points at the half.

In the second half, KU could not shake the Huskers and NU had the ball with a chance to pull the upset at the end of regulation. The Jayhawks stopped NU's threat, but needed a strong overtime effort to pull out an 82-77 win. Lue was spectacular in the loss, scoring 26 points, including 22 after halftime.

Despite losing its fourth straight game, Nebraska entered its contest with 15th-ranked Colorado full of confidence. The Huskers controlled the game throughout and posted an impressive 77-69 win. The victory marked the seventh straight season the Huskers had posted a win over a ranked opponent.

Fresh off an impressive victory, Nebraska was back on the road to face its fourth consecutive ranked foe at No. 23 Texas Tech. The Red Raiders offensive firepower was too much as NU fell 87-74. Nebraska's most disappointing effort of the season followed in a 61-53 loss at Kansas State, dropping NU to 12-11 overall and 4-7 in league play.

The Huskers' three-game road trip ended with a non-conference contest at Northern Iowa, one of the Missouri Valley Conference's top teams. Nebraska rebounded from two road losses with a complete effort against Northern Iowa, pulling out a 77-69 win. Hamilton was dominant for NU, recording another double-double with 16 points and 17 rebounds.

The Huskers posted one of their most complete efforts of the year in a 79-67 homecourt win over Texas. Hamilton was again strong, with a career-high 20 points and 11 rebounds. Lue finished with 22 points as the Huskers dominated throughout the game.

The win over Texas sent Nebraska back on the road for two games with full momentum. However, a 71-60 loss at Baylor quickly changed the tide and sent the Huskers to Iowa State with their postseason chances dim.

Few gave the Huskers a fighting chance on the seventh-ranked Cyclones' homecourt. However, Nebraska played stifling defense in the first half and led 28-23 at intermission. ISU responded in the second half and took an eight-point lead with less than four minutes remaining. At that point, Lue took over for the Huskers with 12 points in the game's final 3:35 to force overtime. In the extra session, Lue added five more points and NU pulled off the shocking 74-69 overtime win. The win ended the Huskers' 12-game conference road losing skid and was the highest-ranked team NU had defeated in three seasons.

With rejuvenated hopes of an NCAA Tournament bid, Nebraska returned home for its final two regular season contests. The Huskers rallied from an 11-point halftime deficit to defeat Oklahoma State 77-68 and improve to 7-8 in the Big 12 and 16-12 overall.

The win put Nebraska in position to make a statement to the NCAA Tournament committee with a win in its final contest. However, making that statement would not be easy as top-ranked Kansas was the opponent. The Jayhawks remembered the tussle NU had given them in Lawrence and came into the Devaney Center inspired. KU jumped on the Huskers early and didn't look back en route to an 85-65 win.

Nebraska headed into the Big 12 tourney as the seventh seed and faced Missouri in the opening round. The Tigers played one of their most complete games of the season and defeated Nebraska 78-72. The loss left Nebraska down, but not out, as three days later the Huskers were selected for the NIT. The bid was a school-record seventh consecutive postseason appearance for NU.

In round one, Nebraska hosted a fired-up Washington squad. The Huskies made a late first-half run to

lead 36-33 at intermission and led by as many as seven in the second half. Nebraska was strong late in the game and prevailed for a 67-63 win.

In a game billed as the biggest in Nevada school history, Nebraska stole the show in Reno, downing the Wolfpack 77-67 in the second round. The Huskers opened a 15-point lead early in the game and dominated throughout. Moore showed he wasn't ready to end his Husker career, with a 9-9 performance from the floor. Overall he scored 21 points and had 15 rebounds to lead the Huskers.

Nebraska found itself just a win away from a return trip to the NIT semifinals in New York City, but a tough test stood in the way at Connecticut, a perennial Big East power. Nebraska dominated the opening half and led by nine at intermission. The weary Huskers could not hold on in the second period as Connecticut made 67 percent of its field goals after halftime and pulled away for a 76-67 victory. The loss left Nebraska at 18-15 on the season.

Nebraska failed to end a two-year drought of not qualifying for the NCAA Tournament last season. However, the young Huskers did extend their postseason streak to seven years and won 18 games for a seventh-straight season and laid the groundwork for an NCAA Tournament run in 1997-98.



Cookie Belcher set the Nebraska freshman steals record with 87 thefts, two short of the Husker school record.

1996-97 NEBRASKA 33-GAME STATISTICS (18-15)

Player	G-GS	Min.-Avg.	FG-FGA	Pct.	3PT-3PTA	Pct.	FT-FTA	Pct.	Reb.-Avg.	PF-D	Asst	TO	Blk	Stl	Pts.-Avg.
Tyronn Luc	32-30	1,150-35.9	215-476	.452	47-137	.343	126-155	.813	93-2.9	74-0	136	127	0	41	603-18.8
Big 12	16-15	614-38.4	119-263	.452	25-74	.338	78-96	.813	49-3.1	41-0	74	66	0	23	341-21.3
Mikki Moore	33-32	1,011-30.6	144-247	.583	1-2	.500	96-137	.701	245-7.4	105-5	43	82	88	35	385-11.7
Big 12	16-16	494-30.9	71-128	.555	0-0	.000	46-68	.676	119-7.4	54-3	19	36	34	18	188-11.8
Venson Hamilton	32-25	851-26.6	124-215	.577	0-0	.000	96-148	.649	269-8.4	118-8	33	71	56	46	344-10.8
Big 12	16-14	468-29.3	61-114	.535	0-0	.000	50-74	.676	116-7.3	61-5	16	32	22	23	172-10.8
Bernard Garner	28-9	727-26.0	100-230	.435	19-69	.275	57-79	.722	151-5.4	69-4	45	63	12	21	276-9.9
Big 12	14-2	332-23.7	41-102	.402	7-29	.241	12-28	.429	72-5.1	31-1	18	26	7	13	101-7.2
Cookie Belcher	33-33	999-30.3	117-256	.457	30-76	.395	41-83	.494	126-3.8	106-4	68	70	20	87	305-9.2
Big 12	16-16	469-29.3	51-117	.436	14-39	.359	15-29	.517	59-3.7	48-1	34	23	10	41	131-8.2
Larry Florence	30-29	679-22.6	92-240	.383	1-7	.143	41-58	.707	113-3.8	76-5	52	78	14	19	226-7.5
Big 12	15-15	345-23.0	45-121	.372	0-3	.000	29-38	.763	65-4.3	42-4	24	35	9	5	119-7.9
Andy Markowski	31-1	557-18.0	54-119	.454	0-0	.000	23-50	.460	120-3.9	90-3	18	36	7	23	131-4.2
Big 12	16-0	274-17.1	29-58	.500	0-0	.000	9-21	.429	58-3.6	51-2	7	19	3	13	67-4.2
Alvin Mitchell	29-5	444-15.3	28-76	.368	9-30	.300	13-24	.542	41-1.4	35-0	36	43	0	20	78-2.7
Big 12	14-2	178-12.7	7-25	.280	2-9	.222	4-8	.500	16-1.1	17-0	19	19	0	8	20-1.4
Troy Piatkowski	22-1	257-11.7	18-60	.300	6-27	.222	9-14	.643	29-1.3	18-0	17	9	5	6	51-2.3
Big 12	8-0	91-11.4	9-20	.450	4-10	.400	2-4	.500	6-0.8	7-0	5	3	0	2	24-3.0
Ryan Phifer	3-0	6-2.0	2-3	.667	0-0	.000	1-2	.500	0-0.0	0-0	0	1	0	0	5-1.7
Big 12	1-0	1-1.0	0-0	.000	0-0	.000	0-0	.000	0-0.0	0-0	0	1	0	0	0-0.0
Andy Schwindt	2-0	2-1.0	1-1	1.000	0-0	.000	0-0	.000	1-0.5	1-0	0	0	0	0	2-1.0
Big 12	1-0	1-1.0	0-0	.000	0-0	.000	0-0	.000	1-1.0	1-0	0	0	0	0	0-0.0
Ryan Hinckley	1-0	2-2.0	0-1	.000	0-0	.000	1-2	.500	3-3.0	2-0	0	1	0	0	1-1.0
Big 12	1-0	2-2.0	0-1	.000	0-0	.000	1-2	.500	3-3.0	2-0	0	1	0	0	1-1.0
Chad Burbach	4-0	9-2.3	0-2	.000	0-0	.000	0-0	.000	0-0.0	0-0	0	0	0	0	0-0.0
Big 12	1-0	2-2.0	0-1	.000	0-0	.000	0-0	.000	0-0.0	0-0	0	0	0	0	0-0.0
Michael Johnette	3-0	5-1.7	0-1	.000	0-1	.000	0-0	.000	0-0.0	1-0	0	0	0	0	0-0.0
Big 12	1-0	2-2.0	0-0	.000	0-0	.000	0-0	.000	0-0.0	1-0	0	0	0	0	0-0.0
Team	33								104-3.2						
Big 12	16								43-2.7						
Husker Totals	33	6,700	895-1,927	.464	113-349	.324	504-752	.670	1,295-39.2	695-29	448	585	202	298	2,407-72.9
Big 12	16	3,275	433-950	.456	52-164	.317	246-368	.668	607-37.9	356-16	216	263	85	146	1,164-72.8
Opponent Totals	33	6,700	791-1,928	.410	185-519	.356	589-864	.682	1,162-35.2	635	457	525	141	304	2,356-71.4
Big 12	16	3,275	393-918	.428	102-245	.416	288-442	.652	573-35.8	302	240	243	88	137	1,176-73.5

1996-97 NEBRASKA GAME-BY-GAME REVIEW

OVERALL: 18-15 (7-9 IN BIG 12, 7TH)

HOME: 13-3 (6-2)

AWAY: 4-9 (1-7)

NEUTRAL: 1-3

Date	Opponent	Score	Record	Attendance	Points	Rebounds	Assists	FG Pct.	NU-Opp.
11-23	at Texas (OT)	81-83	0-1/0-0	12,821	Lue (18)	Moore (13)	Lue (5)	.412-.333	
11-26	Weber State	83-66	1-1/0-0	8,945	Garner (22)	Moore (12)	Lue (8)	.366-.362	
11-30	Oregon State	75-67	2-1/0-0	11,007	Garner (18)	Garner (13)	Lue (5)	.521-.397	
12-3	Texas-San Antonio	79-76	3-1/0-0	7,693	Lue (25)	Hamilton (11)	Lue (5)	.536-.422	
12-6	Coppin State*	88-72	4-1/0-0	7,875	Belcher (22)	Hamilton (12)	Belcher (4)	.639-.373	
12-7	Bowling Green*	73-68	5-1/0-0	8,323	Lue (24)	Garner (7)	three with 3	.528-.434	
12-11	at Missouri-Kansas City	76-64	6-1/0-0	4,897	Moore (19)	Moore (15)	five with (3)	.507-.342	
12-21	Minnesota	56-70	6-2/0-0	13,205	Lue (19)	Moore (7)	Lue, Garner (2)	.352-.423	
12-30	Old Dominion**	72-66	7-2/0-0	300	Hamilton, Lue (14)	Hamilton (18)	Lue (6)	.379-.414	
12-31	Cincinnati**	73-84	7-3/0-0	1,062	Mitchell (16)	Florence (5)	Gamer, Belcher (4)	.528-500	
1-1	Bowling Green**	55-58	7-4/0-0	782	Belcher, Moore (12)	Moore (10)	Mitchell (5)	.511-.411	
1-4	at Colorado	73-79	7-5/0-1	3,164	Moore (27)	Ham., Belcher (7)	Lue (9)	.460-.397	
1-8	Creighton	71-52	8-5/0-1	11,889	Moore, Belcher (15)	Hamilton (13)	Lue (5)	.439-.279	
1-11	Texas A&M	74-72	9-5/1-1	10,052	Lue (29)	Florence, Moore (8)	Lue (5)	.441-.458	
1-15	Kansas State (OT)	87-77	10-5/2-1	10,019	Lue (29)	Hamilton (12)	Lue (6)	.403-.375	
1-18	Missouri	76-53	11-5/3-1	13,159	Hamilton (20)	Moore (11)	Lue, Florence (4)	.413-.274	
1-22	at Missouri	74-75	11-6/3-2	13,300	Lue (26)	Moore (8)	Lue (8)	.527-436	
1-25	at Oklahoma	77-84	11-7/3-3	9,617	Lue (30)	Moore, Markow. (5)	Belcher, Florence (2)	.509-.444	
1-29	Iowa State	67-77	11-8/3-4	13,623	Lue (17)	Moore (15)	Lue, Moore (4)	.463-.568	
2-1	at Kansas (OT)	77-82	11-9/3-5	16,300	Lue (26)	Hamilton (12)	Lue (5)	.500-433	
2-5	Colorado	77-69	12-9/4-5	12,398	Lue (22)	Florence (11)	Lue (4)	.417-407	
2-8	at Texas Tech	74-87	12-10/4-6	8,174	Moore (20)	Garner (8)	Lue (6)	.519-517	
2-10	at Kansas State	53-61	12-11/4-7	8,132	Lue (15)	Moore (9)	Belcher, Hamil. (2)	.339-.423	
2-13	at Northern Iowa	77-69	13-11/4-7	3,210	Garner (21)	Hamilton (17)	Florence (4)	.491-333	
2-16	Texas	79-67	14-11/5-7	13,743	Lue (22)	Hamilton (11)	four with two	.473-349	
2-19	at Baylor	60-71	14-12/5-8	5,015	Lue (18)	Hamilton (10)	Lue (3)	.397-491	
2-22	at Iowa State (OT)	74-69	15-12/6-8	14,322	Lue (30)	Moore (10)	Garner (4)	.534-383	
2-26	Oklahoma State	77-68	16-12/7-8	11,414	Lue (23)	Hamilton (12)	Lue (6)	.480-463	
3-2	Kansas	65-85	16-13/7-9	14,759	Lue (18)	Garner (5)	Lue (8)	.446-500	
3-6	Missouri#	72-78	16-14/7-9	16,300	Lue (22)	Hamilton (11)	Lue, Belcher (3)	.475-435	
3-12	Washington%	67-63	17-14/7-9	6,015	Lue (14)	Hamilton (10)	Lue (4)	.481-471	
3-18	at Nevada%	78-68	18-14/7-9	11,275	Moore (21)	Moore (15)	Lue (4)	.500-344	
3-21	at Connecticut%	67-76	18-15/7-9	8,411	Moore (24)	Hamilton (6)	Belcher, Mark. (2)	.419-545	

*Ameritas Classic, Lincoln, Neb.; **Puerto Rico Holiday Classic, Bayamon, P.R.; #-Big 12 Tournament, Kansas City, Mo.; % NIT



1996-97 NEBRASKA 33-GAME STAT HIGHS

NEBRASKA INDIVIDUAL HIGHS

Points	30, Tyronn Lue at Oklahoma; at Iowa State
FG Made	12, Lue at Iowa State
FG Attempts	24, Lue vs. Kansas State
FG Percentage*	1.000, Mikki Moore at Nevada (9-9)**
3-Point FG	4, Lue at Iowa State; vs. Oklahoma St.; at UConn
3-Point FG Att.	10, Cookie Belcher vs. Old Dominion; Tyronn Lue at Kansas State
FT Made	11, Tyronn Lue vs. Kansas State (13 att.)
FT Attempts	13, Lue vs. Kansas State (11 made); Hamilton vs. Texas (8 made)
FT Percentage*	1.000, Bernard Garner vs. Weber St. (8-8); vs. Cincinnati (6-6); Florence vs. Missouri 1 (6-6) Lue vs. Oklahoma (6-6)
Rebounds	18, Hamilton vs. Old Dominion
Assists	9, Lue at Colorado
Blocked Shots	**9, Moore vs. Coppin State
Steals	6, Cookie Belcher vs. Bowling Green; vs. Washington; Lue vs. Kansas State
Minutes	45, Lue vs. Kansas State

*Minimum 6 attempts; ** School Record

OPPONENT INDIVIDUAL HIGHS

35, Terquinn Mott, Coppin St.; Chauncey Billups, Colorado
14, Mott, Coppin State
26, Mott, Coppin State
.857, Richard Hamilton, Connecticut (12-14)
8, Jerald Brown, Texas A&M
11, Darnell Burton, Cincinnati (six made); Cory Carr, Texas Tech (six made); Dedric Willoughby at Iowa State (four made)
13, Reggie Freeman, Texas
15, Reggie Freeman, Texas; Nate Erdmann, Oklahoma
1.000, Damien Baskerville, Weber State, (7-7); Jason Daisy, Northern Iowa, (11-11)
17, Tony Battie, Texas Tech
12, Jacy Holloway, Iowa State
7, Kelvin Cato, at Iowa State
7, Mike Byers, Old Dominion
45, Dedric Willoughby at Iowa State

NEBRASKA INDIVIDUAL SEASON/CAREER HIGHS

Player	Points	Rebounds	Assists
Cookie Belcher	22; Coppin State	8; at Texas, at Kansas State	5; Colorado
Larry Florence	17; Coppin State	11; Colorado 2	5; Oklahoma State
Bernard Garner	22; Weber State	13; Oregon State	4; Cincinnati, at Iowa State
<i>career highs</i>	same	13; vs. Or. State, Iowa State, 2/3/96	same
Venson Hamilton	20; Missouri, Texas	18; Old Dominion	3; UMKC
<i>career highs</i>	same	same	same
Tyronn Lue	30; at Oklahoma, at Iowa State	8; at Kansas	9; Colorado
<i>career highs</i>	30; vs. Ore. 11/25/95, at OU, at ISU	same	9; four times
Andy Markowski	9; Cincinnati, Bowling Green 2	9; Creighton, Colorado 2	2; Coppin State, Texas, UConn
<i>career highs</i>	same	same	2; four times
Alvin Mitchell	16; Cincinnati	8; Creighton	5; Bowling Green 2, K-State
Mikki Moore	27; Colorado	15; UMKC, Iowa State, Nevada	4; Iowa State, Washington
<i>career highs</i>	same	same	4; Iowa State, Washington
Troy Piatkowski	11; Oklahoma State	4; at Texas, Coppin State	3; Oklahoma State, Washington

Career high same as season high unless indicated.

TEAM HIGHS & LOWS

	High	Low
Nebraska		
Points scored	88 vs. Coppin State	53 at Kansas State
One half	48 vs. Missouri 3 (2nd)	19 vs. Bowling Green 2 (1st half)
Overtime	17 at Kansas	8 at Texas
Bench points	40 vs. Cincinnati	5 vs. Texas A&M, at Baylor
Field goals	39 vs. Coppin State (39-61)	19 vs. Minnesota (54 att.); at KSU (52)
Field goal attempts	72 vs. Colorado 2	45 vs. Bowling Green 2
Field goal percentage	.639 vs. Coppin State (39-61)	.339 at Kansas State (19-56)
3-point goals	8 vs. Oklahoma State (8-17)	1 vs. Bowling Green 1 (1-4), Bowling Green 2 (1-7), vs. Colorado 2 (1-11)
3-point attempts	19 at Kansas State (3 made)	4 vs. Bowling Green 1
3-point percentage	.600 vs. Coppin St. (3-5); T. Tech (3-5)	.143 vs. Bowling Green 2 (1-7)
Free throws	29 vs. Kansas State (44 att.)	2 vs. Iowa State (5 att.)
Free throw attempts	44 vs. Kansas State (29 made)	5 vs. Iowa State (2 made)
Free throw percentage	.815 vs. Missouri (22-27)	.400 vs. Iowa State (2-5)
Rebounds	55; at UMKC	24 vs. Kansas
Rebound margin	+21 vs. Iowa State (40-19)	-28 vs. Kansas (24-52)
Personal fouls	32 at Kansas	13 vs. Bowling Green 2

TEAM HIGHS & LOWS, CONT.

Assists	20 at Colorado
Turnovers	28 at Kansas
Blocked shots	*15 vs. Coppin State
Steals	18 vs. Kansas State

6 vs. Minnesota
9 vs. Oklahoma State, vs. Kansas
1 vs. Cincinnati, at T. Tech, at K-State
1 vs. Iowa State

Opponent	High
Points scored	87, Texas Tech
One half	49 Cincinnati (1st), UConn (2nd)
Overtime	22, Kansas
Bench points	41, Texas
Field goals	32, Kansas
Field goal attempts	79, UMKC
Field goal percentage	.568, Iowa State (25-44)
3-point goals	11, Texas Tech
3-point attempts	26, Nevada
3-point percentage	.692, Iowa State (9-13)
Free throws	31, Texas (31-38)
Free throw attempts	44, Cincinnati (30 made)
Free throw percentage	.885, Northern Iowa (23-26)
Rebounds	52, Kansas
Personal fouls	29, Kansas State
Assists	23, Texas Tech
Turnovers	25, Kansas State
Blocked shots	13, Kansas State
Steals	17, Kansas

Low
52, Creighton
21, Bowling Green 2 (1st)
5, Kansas State, Iowa State
2, Iowa State, Connecticut
17, Creighton, Missouri
44, Iowa State, Connecticut
.274, Missouri (17-62)
1, Coppin State, at Kansas State
5, at Kansas State
.143, Coppin State (1-7)
6, UMKC (13 att.)
10 Bowling Green 2 (8 made)
.462 UMKC (6-13)
19, Iowa State
11, Iowa State
3, Old Dominion
6, Baylor
0, Nevada
2, Weber State

*Nebraska school record

1996-97 NEBRASKA RECORD BY LINEUP

No.	Starting Lineup	Record
1.	Garner, Florence, Moore, Lue, Belcher	3-3
2.	Garner, Belcher, Moore, Lue, Mitchell	1-1
3.	Hamilton, Florence, Moore, Lue, Belcher	12-8
4.	Hamilton, Florence, Moore, Mitchell, Belcher	1-2
5.	Hamilton, Piatkowski, Moore, Lue, Belcher	0-1
6.	Markowski, Garner, Hamilton, Lue, Belcher	1-0

1996-97 NEBRASKA MISCELLANEOUS STATISTICS

Biggest margin of victory	23; vs. Missouri
Biggest margin of defeat	20; Kansas
Largest lead surrendered in loss	14; at Connecticut
Largest halftime lead surrendered in loss	9; at Connecticut
Largest deficit overcome in win	20; Kansas State
Largest halftime deficit overcome in win	18; Kansas State
Largest lead at any time	30; vs. Missouri
Largest deficit at any time	25; Kansas

1996-97 HUSKER HONORS

Tyrone Lue: Second Team All-Big 12 (AP, Coaches); Ameritas Classic Most Valuable Player; Big 12 Player-of-the-Week (Feb. 24); *Kansas City Star* Midseason All-Big 12 Team; NABC All-District 12 Second Team; USBWA All-District 7; Big 12 All-Improved Team

Cookie Belcher: Big 12 All-Freshman Team; Big 12 Rookie-of-the-Week (Dec. 8); *College Hoops Insider* Super Freshmen Team (one of 15); Ameritas Classic All-Tournament Team

Mikki Moore: Honorable Mention All-Big 12 (Coaches); Ameritas Classic All-Tournament Team


Larry Florence: Big 12 Rookie-of-the-Week (Jan. 19)

Bernard Garner: Big 12 All-Bench Team

Venson Hamilton: Puerto Rico Classic All-Tournament Team

Andy Markowski: First-Team Academic All-Big 12

Alvin Mitchell: Big 12 Rookie-of-the-Week (Jan. 5)



Tyrone Lue had the most productive sophomore season in NU history, and for his efforts was a second-team All-Big 12 selection.

1996-97 Big 12 All Games Team Statistics

Field Goal Percentage	FG-FGA	Pct
1. Kansas	1,084-2,222	.488
2. Oklahoma State	827-1,739	.476
3. Texas Tech	779-1,646	.473
4. Nebraska	895-1,927	.464
5. Iowa State	746-1,645	.453
6. Missouri	830-1,854	.448
7. Oklahoma	751-1,741	.431
8. Baylor	776-1,802	.431
9. Texas A&M	647-1,528	.423
10. Colorado	823-1,959	.420
11. Texas	781-1,891	.413
12. Kansas State	618-1,601	.386

Three-Point Percentage	3FG-3FGA	Pct
1. Texas Tech	201-495	.406
2. Iowa State	149-372	.401
3. Kansas	192-506	.379
4. Colorado	147-406	.362
5. Oklahoma State	178-492	.362
6. Missouri	197-549	.359
7. Oklahoma	194-552	.351
8. Texas A&M	123-364	.338
9. Baylor	227-682	.333
10. Nebraska	113-349	.324
11. Texas	222-690	.322
12. Kansas State	97-337	.288

Free Throw Percentage	FT-FTA	Pct
1. Missouri	583-769	.758
2. Oklahoma	532-735	.724
3. Texas Tech	484-683	.709
4. Kansas	698-1,007	.693
5. Oklahoma State	390-564	.691
6. Texas	506-741	.683
7. Colorado	547-803	.681
8. Nebraska	504-752	.670
9. Kansas State	401-601	.667
10. Iowa State	452-689	.656
11. Texas A&M	337-545	.618
12. Baylor	370-651	.568

Team Offense	Points	Avg.
1. Kansas	3,058	84.9
2. Texas Tech	2,243	80.1
3. Texas	2,290	76.3
4. Oklahoma	2,228	74.3
5. Missouri	2,440	73.9
6. Colorado	2,340	73.1
7. Nebraska	2,407	72.9
8. Baylor	2,149	71.6
9. Iowa State	2,093	67.5
10. Oklahoma State	2,157	67.4
11. Texas A&M	1,754	65.0
12. Kansas State	1,734	64.2

Three-Point Field Goals Made	3FG	Avg.
1. Baylor	227	7.6
2. Texas	222	7.4
3. Texas Tech	201	7.2
4. Oklahoma	194	6.5
5. Missouri	197	6.0
6. Oklahoma State	178	5.6
7. Kansas	192	5.3
8. Iowa State	149	4.8
9. Colorado	147	4.6
10. Texas A&M	123	4.6
11. Kansas State	97	3.6
12. Nebraska	113	3.4

Team Defense	Points	Avg.
1. Iowa State	1,872	60.4
2. Oklahoma	1,960	65.3
3. Kansas	2,380	66.1
4. Oklahoma State	2,223	67.1
5. Texas A&M	1,841	68.2
6. Baylor	2,075	69.2
7. Colorado	2,228	69.6
8. Kansas State	1,880	69.6
9. Nebraska	2,356	71.4
10. Missouri	2,381	72.2
11. Texas	2,204	73.5
12. Texas Tech	2,081	74.3

Field Goal Percentage Defense	FG-FGA	Pct
1. Colorado	777-1,942	.400
2. Kansas	848-2,116	.401
3. Iowa State	726-1,784	.407
4. Kansas State	657-1,605	.409
5. Nebraska	791-1,928	.410
6. Baylor	722-1,704	.424
7. Texas A&M	608-1,429	.425
8. Texas	734-1,725	.426
9. Texas Tech	770-1,797	.428
10. Oklahoma	673-1,554	.433
11. Missouri	823-1,898	.434
12. Oklahoma State	793-1,775	.447

Scoring Margin	Margin
1. Kansas	+18.8
2. Oklahoma	+8.9
3. Iowa State	+7.1
4. Texas Tech	+5.8
5. Colorado	+3.5
6. Texas	+2.9
7. Baylor	+2.5
8. Missouri	+1.8
9. Nebraska	+1.5
10. Oklahoma State	+0.3
11. Texas A&M	-3.2
12. Kansas State	-5.4

Rebounding Margin	Margin
1. Kansas	+10.4
2. Texas Tech	+5.1
3. Nebraska	+4.0
4. Oklahoma State	+4.0
5. Texas A&M	+1.8
6. Iowa State	+1.7
7. Oklahoma	+1.5
8. Kansas State	+0.3
9. Missouri	+0.1
10. Baylor	-1.2
11. Texas	-1.4
12. Colorado	-2.3

Won-Loss Percentage	Pct
1. Kansas	.944
2. Iowa State	.710
3. Colorado	.688
4. Texas Tech	.679
5. Oklahoma	.633
6. Texas	.600
7. Baylor	.600
8. Oklahoma State	.548
9. Nebraska	.545
10. Oklahoma	.485
11. Kansas State	.370
12. Texas A&M	.333

1996-97 Big 12 Conference Games Team Statistics

Field Goal Percentage	FG-FGA	.Pct
1. Oklahoma State	413-857	.482
2. Kansas	458-977	.469
3. Nebraska	433-950	.456
4. Texas Tech	403-902	.447
5. Iowa State	373-841	.444
6. Missouri	389-901	.432
7. Oklahoma	381-896	.425
8. Texas A&M	370-889	.416
9. Baylor	396-956	.414
10. Texas	399-976	.409
11. Colorado	398-985	.404
12. Kansas State	357-947	.377

Three-Point Percentage	3FG-3FGA	.Pct
1. Colorado	86-213	.404
2. Iowa State	71-187	.380
3. Oklahoma	110-292	.377
4. Texas Tech	101-271	.373
5. Kansas	88-245	.359
6. Missouri	105-300	.350
7. Texas A&M	66-191	.346
8. Oklahoma State	74-218	.339
9. Texas	124-368	.337
10. Nebraska	52-164	.317
11. Baylor	112-355	.315
12. Kansas State	55-188	.293

Free Throw Percentage	FT-FTA	.Pct
1. Oklahoma	287-380	.755
2. Missouri	263-354	.743
3. Texas Tech	281-389	.722
4. Colorado	297-417	.712
5. Oklahoma State	209-301	.694
6. Texas	281-410	.685
7. Kansas State	226-332	.681
8. Kansas	338-504	.671
9. Nebraska	246-368	.668
10. Iowa State	236-361	.654
11. Texas A&M	209-326	.641
12. Baylor	186-309	.602

Team Offense	Points	Avg.
1. Kansas	1,342	83.9
2. Texas	1,203	75.2
3. Texas Tech	1,188	74.3
4. Colorado	1,179	73.7
5. Nebraska	1,164	72.8
6. Oklahoma	1,159	72.4
7. Missouri	1,146	71.6
8. Oklahoma State	1,109	69.3
9. Baylor	1,090	68.1
10. Iowa State	1,053	65.8
11. Texas A&M	1,015	63.4
12. Kansas State	995	62.2

Three-Point Field Goals Made	3FG	Avg.
1. Texas	124	7.8
2. Baylor	112	7.0
3. Oklahoma	110	6.9
4. Missouri	105	6.6
5. Texas Tech	101	6.3
6. Kansas	88	5.5
7. Colorado	86	5.4
8. Oklahoma State	74	4.6
9. Iowa State	71	4.4
10. Texas A&M	66	4.1
11. Kansas State	55	3.4
12. Nebraska	52	3.3

Team Defense	Points	Avg.
1. Iowa State	993	62.1
2. Oklahoma	1,097	68.6
3. Kansas	1,099	68.7
4. Kansas State	1,132	70.8
5. Texas Tech	1,133	70.8
6. Texas	1,136	71.0
7. Texas A&M	1,146	71.6
8. Colorado	1,158	72.4
9. Baylor	1,176	73.5
Nebraska	1,176	73.5
11. Oklahoma State	1,179	73.7
12. Missouri	1,218	76.1

Field Goal Percentage Defense	FG-FGA	.Pct
1. Kansas State	384-939	.409
2. Colorado	410-987	.415
3. Kansas	396-953	.416
4. Iowa State	383-921	.416
5. Texas	386-923	.418
6. Texas Tech	427-1,003	.426
7. Nebraska	393-918	.428
8. Texas A&M	377-863	.437
9. Oklahoma	378-862	.439
10. Missouri	409-905	.452
11. Baylor	414-913	.453
12. Oklahoma State	413-890	.464

Scoring Margin	Margin
1. Kansas	+15.2
2. Texas	+4.2
3. Oklahoma	+3.9
4. Iowa State	+3.8
5. Texas Tech	+3.4
6. Colorado	+1.3
7. Nebraska	-0.8
8. Oklahoma State	-4.4
9. Missouri	-4.5
10. Baylor	-5.4
11. Texas A&M	-8.2
12. Kansas State	-8.6

Rebounding Margin	Margin
1. Kansas	+5.7
2. Texas Tech	+3.1
3. Nebraska	+2.1
4. Oklahoma State	+1.7
5. Iowa State	+1.4
6. Texas A&M	+1.0
7. Oklahoma	-0.4
8. Kansas State	-1.7
9. Missouri	-2.5
10. Texas	-3.0
11. Colorado	-3.6
12. Baylor	-3.9

1996-97 All Games Big 12 Individual Statistics

Scoring

	G	FG	FT	Pts.	Avg.
1. Cory Carr, Texas Tech	28	213	126	646	23.1
2. Reggie Freeman, Texas	30	209	170	654	21.8
3. Nate Erdmann, Oklahoma	30	206	98	615	20.5
4. Chauncey Billups, Colorado	29	152	176	555	19.1
5. Dedric Willoughby, Iowa State	27	158	92	510	18.9
6. Tyronn Lue, Nebraska	32	215	126	603	18.8
7. Tony Battie, Texas Tech	28	206	107	525	18.8
8. Raef LaFrentz, Kansas	36	261	143	666	18.5
9. Corey Brewer, Oklahoma	30	158	192	525	17.5
10. Paul Pierce, Kansas	36	215	124	587	16.3

Field Goal Percentage

(Min. 5 made/game)	FGM-FGA	Pct.
1. Chianti Roberts, Oklahoma State	178-285	.625
2. Raef LaFrentz, Kansas	261-447	.584
3. Tony Battie, Texas Tech	206-356	.579
4. Brian Skinner, Baylor	196-349	.562
5. Paul Pierce, Kansas	215-441	.488
6. Tyronn Lue, Nebraska	215-476	.452
7. Nate Erdmann, Oklahoma	206-462	.446
8. Dedric Willoughby, Iowa State	158-365	.433
9. Cory Carr, Texas Tech	213-499	.427
10. Corey Brewer, Oklahoma	158-371	.426

Free Throw Percentage

(Min. 2.5 made/game)	FTM-FTA	Pct.
1. Chauncey Billups, Colorado	176-206	.854
2. Aaron Swartzendruber, Kansas State	82-96	.854
3. Jason Sutherland, Missouri	105-125	.840
4. Dedric Willoughby, Iowa State	92-112	.821
5. Tyronn Lue, Nebraska	126-155	.813
6. Cory Carr, Texas Tech	126-159	.792
7. Corey Brewer, Oklahoma	192-246	.780
8. Reggie Freeman, Texas	170-221	.769
9. Raef LaFrentz, Kansas	143-188	.761
10. Kelly Thames, Missouri	127-167	.760

3-Point Percentage

(Min. 1 made per game)	3FG-3FGA	Pct.
1. Stanley Bonewitz, Texas Tech	62-134	.463
2. Dedric Willoughby, Iowa State	102-226	.451
3. Tracey Anderson, Texas A&M	47-110	.427
4. Derek Grimm, Missouri	61-147	.415
5. Billy Thomas, Kansas	73-178	.410
6. Nate Erdmann, Oklahoma	105-257	.409
7. Chauncey Billups, Colorado	75-187	.401
8. Jason Sutherland, Missouri	72-180	.400
9. Adrian Peterson, Oklahoma State	63-161	.391
Al Coleman, Texas	45-115	.391

Rebounds

	G	Reb.	Avg.
1. Tony Battie, Texas Tech	28	329	11.8
2. Raef LaFrentz, Kansas	36	335	9.3
3. Gionet Cooper, Texas Tech	28	240	8.6
4. Brian Skinner, Baylor	30	253	8.4
5. Venson Hamilton, Nebraska	32	269	8.4
6. Kelvin Cato, Iowa State	28	235	8.4
7. Scot Pollard, Kansas	28	232	8.3
8. Reggie Freeman, Texas	30	228	7.6
9. Mikki Moore, Nebraska	33	245	7.4
10. Calvin Davis, Texas A&M	27	190	7.0

Assists

	G	Assists	Avg.
1. Jacy Holloway, Iowa State	31	184	5.9
2. Stanley Bonewitz, Texas Tech	28	151	5.4
3. Chauncey Billups, Colorado	29	139	4.8
4. Tyronn Lue, Nebraska	32	136	4.3
5. Reggie Freeman, Texas	30	125	4.2
6. Tracey Anderson, Texas A&M	27	104	3.9
7. Corey Brewer, Oklahoma	30	106	3.5
8. Chianti Roberts, Oklahoma State	32	112	3.5
9. Brian Barone, Texas A&M	27	89	3.3
10. Patrick Hunter, Baylor	30	98	3.3

Steals

	G	Steals	Avg.
1. Cookie Belcher, Nebraska	33	87	2.6
2. Kris Clack, Texas	30	79	2.6
3. Chauncey Billups, Colorado	29	62	2.1
4. Corey Brewer, Oklahoma	30	58	1.9
5. Nate Erdmann, Oklahoma	30	57	1.9
6. Tracey Anderson, Texas A&M	27	51	1.9
7. Jerod Haase, Kansas	36	67	1.9
8. Reggie Freeman, Texas	30	55	1.8
9. Paul Pierce, Kansas	36	61	1.7
10. Chianti Roberts, Oklahoma State	32	54	1.7

Blocked Shots

	G	Blocks	Avg.
1. Kelvin Cato, Iowa State	28	118	4.2
2. Brian Skinner, Baylor	30	97	3.2
3. Mikki Moore, Nebraska	33	88	2.7
4. Scot Pollard, Kansas	28	73	2.6
5. Tony Battie, Texas Tech	28	71	2.5
6. Venson Hamilton, Nebraska	32	56	1.8
7. Gerald Eaker, Kansas State	27	44	1.6
8. Calvin Davis, Texas A&M	27	38	1.4
9. Martice Moore, Colorado	32	42	1.3
10. Raef LaFrentz, Kansas	36	46	1.3

FINAL 1996-97 BIG 12 STANDINGS

	Overall		Conference		Postseason
	W-L	Pct.	W-L	Pct.	
1. Kansas	34-2	.944	15-1	.938	2-1, NCAA
2. Colorado	22-10	.688	11-5	.688	1-1, NCAA
3. Texas	18-12	.600	10-6	.625	2-1, NCAA
Iowa State	22-9	.710	10-6	.625	2-1, NCAA
Texas Tech	19-9	.679	10-6	.625	
6. Oklahoma	19-11	.633	9-7	.563	0-1, NCAA
7. Nebraska	18-15	.545	7-9	.438	2-1, NIT
Oklahoma St.	17-15	.531	7-9	.438	1-1, NIT
9. Baylor	18-12	.600	6-10	.375	
10. Missouri	16-17	.486	5-11	.312	
11. Texas A&M	9-18	.333	3-13	.188	
12. Kansas State	10-17	.370	3-13	.188	
Non-Conference Record: 104-32 (.765)					

HOME ATTENDANCE

	G	Total	Average
1. Kansas (8)	15	242,100	16,140
2. Texas (17)	13	180,845	13,911
3. Missouri (20)	16	212,800	13,300
4. Iowa State (29)	17	207,896	12,229
5. Nebraska (34)	16	174,119	10,882
6. Oklahoma (47)	15	141,306	9,420
7. Kansas State (57)	15	123,724	8,248
8. Texas Tech (61)	12	94,231	7,853
9. Oklahoma State (16)	16	93,624	5,852
10. Colorado (85)	14	80,949	5,782
11. Baylor	17	72,860	4,286
12. Texas A&M	13	50,400	3,877

Average 1996-97 Division I Attendance: 5,215 (national ranking)

1996-97 Big 12 Games Individual Statistics

Scoring	G	FG	FT	Pts.	Avg.
1. Cory Carr, Texas Tech	16	117	78	365	22.8
2. Nate Erdmann, Oklahoma	16	112	67	352	22.0
3. Chauncey Billups, Colorado	16	93	114	349	21.8
4. Tyronn Lue, Nebraska	16	119	78	341	21.3
5. Reggie Freeman, Texas	16	100	92	327	20.4
6. Raef LaFrentz, Kansas	16	120	81	322	20.1
7. Tony Battie, Texas Tech	16	117	65	303	18.9
8. Dedric Willoughby, Iowa State	14	75	53	254	18.1
9. Corey Brewer, Oklahoma	16	80	100	267	16.7
10. Brian Skinner, Baylor	16	104	50	258	16.1

Field Goal Percentage (Min. 5 made/game)	FGM-FGA	Pct.
1. Raef LaFrentz, Kansas	120-193	.622
2. Tony Battie, Texas Tech	117-209	.560
3. Brian Skinner, Baylor	104-202	.515
4. Calvin Davis, Texas A&M	85-168	.506
5. Kelly Thames, Missouri	80-163	.491
6. Adrian Peterson, Oklahoma State	87-191	.455
7. Tyronn Lue, Nebraska	119-263	.452
8. Nate Erdmann, Oklahoma	112-253	.443
9. Chauncey Billups, Colorado	93-217	.429
10. Paul Pierce, Kansas	80-188	.426

Free Throw Percentage (Min. 2.5 made/game)	FTM-FTA	Pct.
1. Corey Tate, Missouri	40-44	.909
2. Aaron Swartzendruber, Kansas State	40-45	.889
3. Chauncey Billups, Colorado	114-134	.851
4. Jason Sutherland, Missouri	50-59	.847
5. Cory Carr, Texas Tech	78-94	.830
6. Dedric Willoughby, Iowa State	53-64	.828
7. Tyronn Lue, Nebraska	78-96	.813
8. Doug Brandt, Baylor	47-60	.783
9. Corey Brewer, Oklahoma	100-128	.781
10. Reggie Freeman, Texas	92-119	.773

3-Point Percentage (Min. 1 made per game)	3FG-3FGA	Pct.
1. Tracey Anderson, Texas A&M	25-56	.446
2. Chauncey Billups, Colorado	49-114	.430
3. Stanley Bonewitz, Texas Tech	30-70	.429
4. Nate Erdmann, Oklahoma	61-144	.424
5. Dedric Willoughby, Iowa State	51-121	.421
6. Al Coleman, Texas	32-82	.390
7. Jason Sutherland, Missouri	35-91	.385
8. Adrian Peterson, Oklahoma State	31-81	.383
9. Derek Grimm, Missouri	32-86	.372
10. Billy Thomas, Kansas	30-83	.361

Rebounds	G	Reb.	Avg.
1. Tony Battie, Texas Tech	16	190	11.9
2. Raef LaFrentz, Kansas	16	156	9.8
3. Kelvin Cato, Iowa State	15	128	8.5
4. Gionet Cooper, Texas Tech	16	127	7.9
5. Kelly Thames, Missouri	15	115	7.7
6. Brian Skinner, Baylor	16	122	7.6
7. Reggie Freeman, Texas	16	121	7.6
8. Calvin Davis, Texas A&M	16	121	7.6
9. Doug Brandt, Baylor	16	120	7.5
10. Mikki Moore, Nebraska	16	119	7.4

Assists	G	Assists	Avg.
1. Jacy Holloway, Iowa State	16	99	6.2
2. Jacque Vaughn, Kansas	16	95	5.9
3. Stanley Bonewitz, Texas Tech	16	88	5.5
4. Chauncey Billups, Colorado	16	76	4.8
5. Tyronn Lue, Nebraska	16	74	4.6
6. Brian Barone, Texas A&M	16	67	4.2
7. Reggie Freeman, Texas	16	66	4.1
8. Corey Brewer, Oklahoma	16	58	3.6
Tracey Anderson, Texas A&M	16	58	3.6
10. Chianti Roberts, Oklahoma State	16	57	3.6

Steals	G	Steals	Avg.
1. Kris Clack, Texas	16	42	2.6
2. Cookie Belcher, Nebraska	16	41	2.6
Chauncey Billups, Colorado	16	41	2.6
4. Jacque Vaughn, Kansas	16	38	2.4
5. Corey Brewer, Oklahoma	16	31	1.9
6. Reggie Freeman, Texas	16	30	1.9
7. Nate Erdmann, Oklahoma	16	29	1.8
8. Chianti Roberts, Oklahoma State	16	28	1.8
9. Mark Young, Kansas State	16	26	1.6
10. Paul Pierce, Kansas	16	25	1.6
Tracey Anderson, Texas A&M	16	25	1.6

Blocked Shots	G	Blocks	Avg.
1. Kelvin Cato, Iowa State	15	56	3.7
2. Brian Skinner, Baylor	16	52	3.3
3. Tony Battie, Texas Tech	16	45	2.8
4. Mikki Moore, Nebraska	16	34	2.1
5. Raef LaFrentz, Kansas	16	26	1.6
6. Ronnie DeGray, Colorado	15	22	1.5
7. Martice Moore, Colorado	16	23	1.4
8. Calvin Davis, Texas A&M	16	22	1.4
Venson Hamilton, Nebraska	16	22	1.4
10. Gerald Eaker, Kansas State	16	21	1.3

1997 AP/COACHES ALL-BIG 12 TEAMS

First Team: Chauncey Billups, G, Colorado; Dedric Willoughby, G, Iowa State; Raef LaFrentz, F, Kansas; Reggie Freeman, G, Texas; Tony Battie, C, Texas Tech. **Second Team:** Brian Skinner, C, Baylor; Jacque Vaughn, G, Kansas; **Tyronn Lue, G, Nebraska;** Nate Erdmann, G, Oklahoma; Cory Carr, G, Texas Tech. **Third Team:** Kelvin Cato, C, Iowa State; Kenny Pratt, F, Iowa State; Paul Pierce, F, Kansas; Jerod Haase, G, Kansas (AP); Corey Brewer, G, Oklahoma (AP); Kelly Thames, F, Missouri (B12); Chianti Roberts G/F, Oklahoma State (B12). **Player-of-the-Year:** Raef LaFrentz, Kansas. **Newcomer-of-the-Year:** Corey Brewer, Oklahoma. **Freshman-of-the-Year:** Jerald Brown, Texas Tech. **Coach-of-the-Year:** Roy Williams, Kansas.

1996-97 NEBRASKA BOX SCORES

Game No. 1

TEXAS 83, NEBRASKA 81 (OT)

Nov. 23-at Austin Texas--Frank Erwin Center

Huskers	min	fg-fga	ft-fta	rb	pf	a	tp
Larry Florence	24	4-7	2-2	3	5	2	10
Bernard Garner	28	3-9	4-4	4	5	0	11
Mikki Moore	41	5-13	4-6	13	4	2	14
Tyronn Lue	34	7-16	3-3	2	4	5	18
Cookie Belcher	34	2-4	4-7	8	5	0	9
Venson Hamilton	25	5-6	4-4	11	2	1	14
Alvin Mitchell	22	2-9	0-0	3	2	0	5
Troy Piatkowski	17	0-4	0-0	4	1	0	0
Team				3			
Totals	225	28-68	21-26	51	28	10	81

Longhorns	min	fg-fga	ft-fta	rb	pf	a	tp
Kris Clack	29	5-7	7-9	7	5	2	18
Ira Clark	29	4-10	1-1	5	4	0	9
Sheldon Quarles	9	1-3	0-0	1	4	0	2
DeJuan Vazquez	13	0-2	3-4	3	2	2	3
Reggie Freeman	41	4-20	13-15	12	1	5	21
Gabe Muoneke	19	3-7	1-2	3	2	1	7
Brandy Perryman	41	3-12	4-4	2	1	4	13
Anthony Goode	9	0-0	0-0	0	0	1	0
Carlton Dixon	6	0-2	0-0	2	2	0	0
Dennis Jordan	29	4-9	2-3	6	3	0	10
Team				5			
Totals	225	24-72	31-38	46	24	15	83

Nebraska 29 44 8 -- 81
Texas 36 37 10 -- 83

3-point goals: Nebraska 4-11 (Garner 1-2, Lue 1-2, Belcher 1-1, Mitchell 1-5, Piatkowski 0-1), Texas 4-16 (Clack 1-1, Perryman 3-7, Freeman 0-6, Vazquez 0-2). FG%: Nebraska 41.2, Texas 33.3. FT%: Nebraska 80.8, Texas 81.6. Turnovers: Nebraska 25, Texas 15. Blocked shots: Nebraska 8 (Moore 7), Texas (Jordan 2, Clack 2). Steals: Nebraska 4 (four with one), Texas 15 (Freeman 6). Technical fouls: None. Officials: Paparo, Hess, Rote. Attendance: 12,821.

Game Notes: Nebraska trailed by as many as 17 points in the second half, but rallied to force overtime...NU lost for the first time in nine season openers, dating back to Nee's second season...Venson Hamilton posted his first career double-double with 14 points and 11 rebounds, while Mikki Moore also had a double-double, had a career high seven blocked shots and tied his career high with 13 rebounds...NU held Texas to 33 percent shooting, after limiting the Runnin' Horns to a Tom Penders' era low 28 percent in 1995-96...Nebraska dropped to 11-6 in overtime games under Nee.

Game No. 2

NEBRASKA 83, WEBER STATE 66

Nov. 26--at Lincoln, Neb.--Bob Devaney Sports Center

Wildcats	min	fg-fga	ft-fta	rb	pf	a	tp
Nathan Miller	20	4-10	0-0	3	1	0	9
Ryan Cuff	28	4-11	5-6	1	1	2	15
Eric Ketcham	25	1-3	1-2	3	5	2	3
Damien Baskerville	37	3-13	7-7	10	2	7	13
Alex Fisher	33	3-9	0-0	4	3	1	7
Jimmy Smith	14	0-0	0-0	1	3	0	0
Ryan Jama	15	3-7	2-2	0	0	0	10
Greg Emery	2	0-0	0-0	1	0	0	0
Matt Sparrow	10	1-3	2-2	4	1	0	4
Patrick Wrigg	10	1-1	0-0	2	2	0	2
Alex Haws	6	1-1	1-2	3	5	0	3
Team				4			
Totals	200	21-58	18-21	36	23	12	66

Huskers	min	fg-fga	ft-fta	rb	pf	a	tp
Larry Florence	26	6-12	3-4	6	3	1	16
Bernard Garner	32	6-13	8-8	9	4	1	22
Mikki Moore	30	2-9	3-4	12	2	1	7
Tyronn Lue	38	5-14	4-4	2	2	8	16
Cookie Belcher	28	5-11	2-3	6	1	2	14
Venson Hamilton	18	2-6	4-9	9	2	1	8
Alvin Mitchell	14	0-1	0-0	1	2	1	0
Troy Piatkowski	14	0-5	0-0	3	1	1	0
Team				3			
Totals	200	26-71	24-32	51	17	16	83

Weber State 32 34 -- 66
Nebraska 46 37 -- 83

3-point goals: Weber State 6-20 (Miller 1-2, Cuff 2-6, Fisher 1-5, Jama 2-4, Baskerville 0-2, Sparrow 0-1), Nebraska 7-14 (Garner 2-3, Lue 2-5, Belcher 2-2, Florence 1-1, Moore 0-1, Piatkowski 0-2). FG%: Weber State 36.2, Nebraska 36.6. FT%: Weber State 85.7, Nebraska 75.0. Turnovers: Weber State 19, Nebraska 11. Blocked shots: Weber State 4 (four with one), Nebraska 11 (Hamilton 5). Steals: Weber State 2 (two with one), Nebraska 11 (Belcher 3). Technical fouls: none. Officials: Hillary, Petro, Olson. Attendance: 8,945.

Game Notes: Nebraska improved to 11-0 in home openers under Danny Nee and won its 16th consecutive home opener...Bernard Garner scored a career-high 22 points...NU's 11 turnovers was its fewest since committing nine against Georgia in the 1995 NIT...Mikki Moore recorded his second straight double-figure rebounding game to open the season...NU had at least four players in double figures for the seventh straight game, dating back to the 1995-96 season.

Game No. 3

NEBRASKA 75, OREGON STATE 67

Nov. 30-at Lincoln, Neb.--Bob Devaney Sports Center

Beavers	min	fg-fga	ft-fta	rb	pf	a	tp
Terrill Woods	28	2-3	1-4	1	4	1	5
Jerome Vaden	23	1-6	0-0	2	2	2	2
Nate Knight	26	2-5	2-2	5	0	2	6
Ron Grady	27	3-10	4-4	3	4	6	12
John-Blair Bickerstaff	34	3-10	1-2	5	1	1	8
Sonny Benjamin	10	1-2	0-0	1	4	1	2
Nick Greene	6	0-1	0-0	0	3	0	0
Carson Cunningham	32	9-14	7-9	1	2	4	26
Todd Marshall	14	2-7	2-2	4	1	0	6
Team				4			
Totals	200	23-58	17-23	27	21	17	67

Huskers	min	fg-fga	ft-fta	rb	pf	a	tp
Bernard Garner	35	7-9	3-4	13	3	3	18
Cookie Belcher	32	3-7	2-4	4	3	3	8
Mikki Moore	36	2-6	8-10	10	1	1	12
Tyronn Lue	31	6-13	4-4	2	4	5	17
Alvin Mitchell	29	1-4	0-0	1	3	2	2
Venson Hamilton	15	3-3	4-6	6	5	1	10
Troy Piatkowski	8	1-3	1-2	0	0	0	3
Andy Markowski	14	2-3	1-2	1	2	0	5
Team				1			
Totals	200	25-48	23-32	38	21	15	75

Oregon State 32 35 -- 67
Nebraska 35 50 -- 75

3-point goals: Oregon State 4-15 (Grady 2-7, Cunningham 1-2, Bickerstaff 1-1, Vaden 0-4, Greene 0-1), Nebraska 2-7 (Garner 1-2, Lue 1-3, Mitchell 0-1, Piatkowski 0-1). FG%: Oregon State 39.7, Nebraska 52.1. FT%: Oregon State 73.9, Nebraska 71.9. Turnovers: Oregon State 15, Nebraska 19. Blocked shots: Oregon State 4 (four with one), Nebraska 7 (Belcher 4). Steals: Oregon State 6 (Cunningham 2), Nebraska 7 (Belcher, Moore 2). Technical fouls: None. Officials: Harrington, Welmer, Pollard. Attendance: 11,007.

Game Notes: Mikki Moore had his second double-double of the season and sixth in last 12 games, with 12 points and 10 rebounds...Bernard Garner had his third career double-double with 18 points and 13 rebounds...NU had four or more players in double figures for the eighth straight game...Cookie Belcher's four blocked shots were the most ever by a Nebraska guard...NU outrebounded and outshot its opponent for the third straight game.

Game No. 4

NEBRASKA 79, TEXAS-SAN ANTONIO 76

Dec. 3-at Lincoln, Neb.--Bob Devaney Sports Center

Roadrunners	min	fg-fga	ft-fta	rb	pf	a	tp
Roderic Hall	35	5-18	1-2	2	4	6	14
Darren Webber	34	6-10	5-7	9	3	1	20
David Ode	20	2-7	5-7	6	5	0	9
Antoine Howard	9	0-0	0-0	2	2	0	0
Ricky Reed	31	6-14	1-2	4	4	4	13
Lloyd Williams	32	5-8	0-0	0	1	8	13
Derrick Jackson	6	2-3	0-0	1	1	0	4
Curtis Slater	1	0-0	0-0	0	0	0	0
Leon Watson	12	1-2	0-0	1	1	0	2
Brad Parscale	8	0-1	0-0	0	0	0	0
Terrence Jones	12	0-1	1-2	2	1	0	1
Team				1			
Totals	200	27-64	13-20	28	22	19	76

1996-97 REVIEW

Huskers	min	fg-fga	ft-fta	rb	pf	a	tp
Bernard Garner	32	5-11	2-2	4	3	2	13
Larry Florence	11	1-3	0-0	1	1	4	2
Mikki Moore	33	5-5	6-7	5	5	2	16
Tyronn Lue	40	10-19	3-6	5	2	5	25
Cookie Belcher	30	4-5	1-3	4	3	0	9
Venson Hamilton	16	4-9	4-6	11	0	2	12
Alvin Mitchell	6	0-1	0-0	0	0	0	0
Troy Piatkowski	13	1-2	0-0	1	0	1	2
Andy Markowski	19	0-1	0-1	6	2	1	0
Team				7			
Totals	200	30-56	16-25	44	16	17	79

Texas-San Antonio Nebraska	min	fg-fga	ft-fta	rb	pf	a	tp
Texas-San Antonio				42	34	--	76
Nebraska				41	28	--	79

3-point goals: Texas-San Antonio 9-24 (Hall 3-10, Webber 3-5, Williams 3-6, Reed 0-1, Jones 0-1), Nebraska 3-11 (Lue 2-5, Garner 1-5, Piatkowski 0-1). **FG%:** UTSA 42.2, Nebraska 53.6. **FT%:** UTSA 65.0, Nebraska 64.0. **Turnovers:** UTSA 19, Nebraska 17. **Blocked shots:** UTSA 2 (Ode 2), Nebraska 10 (Moore 7). **Steals:** UTSA 11 (Hall 4), Nebraska 5 (Garner, Belcher 2). **Technical fouls:** None. **Officials:** Burr, Donaghy, Harrington. **Attendance:** 7,693.

Game Notes: Mikki Moore had seven blocked shots for the second time on the year...Tyronn Lue played all 40 minutes and scored 25 points, the second most in his career...UTSA was the first Husker opponent to shoot over 40 percent...NU outrebounded and outshot its opponent for the fourth straight game...Venson Hamilton posted his second double-double of the year, despite playing only 16 minutes...NU had four players in double figures for the ninth straight game.

Game No. 5

NEBRASKA 88, COPPIN STATE 72

Dec. 6-at Lincoln, Neb., Ameritas Classic
Bob Devaney Sports Center

Eagles	min	fg-fga	ft-fta	rb	pf	a	tp
Jerel Seamon	16	1-4	0-0	0	3	1	2
Kareem Lewis	23	1-4	3-4	3	0	0	5
Terquin Mott	34	14-26	7-8	13	4	2	35
Antoine Brockington	30	4-11	3-6	5	2	0	12
Danny Singletary	29	1-8	3-6	2	3	5	5
Julian King	22	1-7	2-3	1	0	1	4
Reggie Welch	23	2-6	3-4	3	2	0	7
Troy Lewis	11	1-1	0-1	0	0	0	2
Rafi Reavis	5	0-0	0-0	3	1	1	0
Pena Dorian	1	0-0	0-0	0	0	0	0
Tyran Watkins	6	0-0	0-0	0	0	0	0
Team				2			
Totals	200	25-67	21-32	32	15	10	72

Huskers	min	fg-fga	ft-fta	rb	pf	a	tp
Venson Hamilton	31	3-5	0-0	12	3	0	6
Larry Florence	24	8-12	1-2	6	2	3	17
Mikki Moore	32	5-8	2-3	7	3	1	12
Tyronn Lue	29	8-10	0-0	1	2	3	18
Cookie Belcher	30	9-14	3-5	6	3	4	22
Alvin Mitchell	16	2-2	0-0	0	1	2	4
Troy Piatkowski	18	1-2	0-0	4	3	2	2
Andy Markowski	16	3-7	1-2	5	5	2	7
Chad Burbach	4	0-1	0-0	0	0	0	0
Team				2			
Totals	200	39-61	7-12	43	22	17	88

Coppin State Nebraska	min	fg-fga	ft-fta	rb	pf	a	tp
Coppin State				28	44	--	72
Nebraska				47	41	--	88

3-point goals: Coppin State 1-7 (Brockington 1-3, Singletary 0-3, Seamon 0-1), Nebraska 3-5 (Lue 2-3, Belcher 1-1, Piatkowski 0-1). **FG%:** Coppin State 37.3, Nebraska 63.9. **FT%:** Coppin State 65.6, Nebraska 58.3. **Turnovers:** Coppin State 16, Nebraska 27. **Blocked shots:** Coppin State 4 (Mott 3), Nebraska 15 (Moore 9). **Steals:** Coppin State 15 (Mott 4), Nebraska 6 (Hamilton 4). **Technical fouls:** None. **Officials:** Rucker, Welmer, White. **Attendance:** 7,875.

Game Notes: Nebraska blocked a school-record 15 shots, led by Mikki Moore's individual school-record nine...NU won its fourth straight game and its ninth in 10 games dating back to last season...Nebraska had four players in double figures for the 10th straight game...Nebraska's 63.9 shooting was its highest percentage from the field in 63 games...NU outrebounded and outshot its fifth straight opponent to start the season...Bernard Garner missed the game with the flu, marking the first time in 40 games as a Husker he did not play...Terquin Mott's 35 points was the most against Nebraska this season and the most since Northern Iowa's Jason Daisy scored 36 on the Huskers on Dec. 16, 1995.

Game No. 6

NEBRASKA 73, BOWLING GREEN 68

Dec. 6-at Lincoln, Neb., Ameritas Classic
Bob Devaney Sports Center

Falcons	min	fg-fga	ft-fta	rb	pf	a	tp
Dave Esterkamp	25	0-5	2-2	2	0	1	2
Anthony Stacey	35	5-8	4-7	7	4	1	14
Dayon Ninkovic	20	2-4	2-2	1	1	0	6
DeMar Moore	29	3-10	0-0	3	4	2	8
Antonio Daniels	39	6-14	5-5	2	4	10	18
Koen Rouwhorst	9	0-0	2-2	0	1	0	2
Howard Chambers	1	0-0	0-0	0	0	0	0
Phillip Murray	3	0-0	0-0	1	3	0	0
Tony Reid	24	5-9	2-3	4	3	0	13
Kirk Cowan	13	2-3	0-0	2	3	0	5
Javier Crespo	2	0-0	0-0	0	0	0	0
Team				3			
Totals	200	23-53	17-21	25	23	14	68

Huskers	min	fg-fga	ft-fta	rb	pf	a	tp
Venson Hamilton	25	7-8	0-0	5	4	1	14
Larry Florence	19	0-5	1-2	4	0	3	1
Mikki Moore	30	4-4	2-2	5	4	0	10
Tyronn Lue	37	8-11	8-10	3	2	3	24
Cookie Belcher	34	7-13	2-6	4	4	2	17
Alvin Mitchell	10	0-1	0-0	1	1	1	0
Bernard Garner	22	1-6	3-4	7	1	3	5
Troy Piatkowski	7	1-2	0-0	2	0	0	2
Andy Markowski	16	0-3	0-0	3	2	1	0
Team				5			
Totals	200	28-53	16-24	39	18	14	73

Bowling Green Nebraska	min	fg-fga	ft-fta	rb	pf	a	tp
Bowling Green				32	36	--	68
Nebraska				35	38	--	73

3-point goals: Bowling Green 5-17 (Moore 2-8, Daniels 1-4, Reid 1-1, Cowan 1-1), Esterkamp 0-2, Ninkovic 0-1), Nebraska 1-4 (Belcher 1-2, Garner 0-2). **FG%:** Bowling Green 43.4, Nebraska 52.8. **FT%:** Bowling Green 81.0, Nebraska 66.6. **Turnovers:** Bowling Green 22, Nebraska 26. **Blocked shots:** Bowling Green 5 (Rouwhorst 2), Nebraska 6 (Moore 3). **Steals:** Bowling Green 12 (Daniels 4), Nebraska 14 (Belcher 6). **Technical fouls:** None. **Officials:** White, Jones, Leimbach. **Attendance:** 8,323.

Game Notes: Nebraska won its ninth straight Ameritas title and has won 18 straight games in the tournament...Tyronn Lue was the tournament MVP, scoring 42 points in two games on 16-21 shooting from the field...Cookie Belcher and Mikki Moore were also named to the all-tournament team, along with Bowling Green's Antonio Daniels, Coppin State's Terquin Mott and Colgate's Adonal Foyle...Nebraska had four or more players in double figures for the 11th straight game dating back to last year...Nebraska shot better than 50 percent from the field for the fourth straight game...NU did not have a double-figure rebounder for the first time in 1996-97.

Game No. 7

NEBRASKA 76, UMKC 64

Dec. 11--at Kansas City, Mo.--Municipal Auditorium

Huskers	min	fg-fga	ft-fta	rb	pf	a	tp
Venson Hamilton	29	7-12	0-0	10	4	3	14
Larry Florence	26	5-12	0-0	4	3	3	10
Mikki Moore	32	9-12	1-2	15	2	3	19
Tyronn Lue	28	2-6	2-2	5	0	3	7
Cookie Belcher	32	3-7	0-3	6	2	3	6
Alvin Mitchell	17	2-2	1-2	1	2	1	5
Bernard Garner	18	3-9	0-0	5	0	1	7
Troy Piatkowski	3	0-1	1-2	1	0	0	1
Andy Markowski	15	3-6	1-2	6	1	1	7
Team				2			
Totals	200	34-67	6-13	55	14	18	76

Kangaroos	min	fg-fga	ft-fta	rb	pf	a	tp
Lonnie Alexander	34	4-19	0-2	10	1	0	9
Vinson Smith	35	10-23	1-3	5	1	3	21
Charles Parks	28	4-6	2-4	9	5	1	10
Nick Richmond	34	1-12	2-2	3	1	4	4
Anthony Perry	28	4-9	1-2	2	2	0	12
Paul Taylor	13	3-5	0-0	1	1	0	6
Anthony Love	10	0-2	0-0	1	1	0	0
Derek Stricklin	7	1-1	0-0	0	1	0	2
Brad Moulder	11	0-2	0-0	3	1	2	0
Team				4			
Totals	200	27-79	6-13	38	14	10	64

Nebraska	35	41	--	76
Missouri-Kansas City	29	35	--	64

3-point goals: Nebraska 2-10 (Lue 1-3, Garner 1-4, Belcher 0-2, Piatkowski 0-1), UMKC 4-15 (Perry 3-4, Alexander 1-2, Smith 0-3, Richmond 0-4, Love 0-1, Moulder 0-1). **FG%:** Nebraska 50.7, UMKC 34.2. **FT%:** Nebraska 46.2, UMKC 46.2. **Turnovers:** Nebraska 21, UMKC 11. **Blocked shots:** Nebraska 13 (Hamilton 6), UMKC 3, (Parks 3). **Steals:** Nebraska 7 (Belcher 3), UMKC 9 (Richmond 3). **Technical fouls:** None. **Officials:** Maracich, Faulkner, Hutchinson **Attendance:** 4,897.

Game Notes: Nebraska won its sixth straight game and its 11th in the last 12 games...NU improved to 9-0 all-time against UMKC...NU blocked 13 shots, including a career-high six by Venson Hamilton...Moore had 19 points and a career-high 15 rebounds...NU outrebounded and outshot its opponent for the seventh straight game to open the year...NU hit on more than 50 percent from the field for the fifth straight game, marking the first time since 1990-91 NU has hit 50 percent or better in five straight contests...the game marked the first time in 12 contests NU did not have at least four players in double figures...both Mikki Moore and Venson Hamilton had double-doubles giving the Huskers seven in seven games, after having just six the previous season...Lue's streak of eight straight games in double figures ended as he scored seven points.

Game No. 8

MINNESOTA 70, NEBRASKA 56

Dec. 21--at Lincoln, Neb.
Bob Devaney Sports Center


Gophers	min	fg-fga	ft-fta	rb	pf	a	tp
Courtney James	31	4-6	3-4	14	2	0	11
Sam Jacobsen	23	4-7	0-2	3	1	2	11
John Thomas	26	3-3	1-2	8	4	0	7
Bobby Jackson	26	1-11	6-8	8	4	3	9
Eric Harris	30	2-5	9-12	3	3	4	14
Quincy Lewis	19	6-9	0-0	3	1	1	13
Charles Thomas	22	2-9	0-0	2	2	0	4
Miles Tarver	12	0-0	1-2	2	2	1	1
Trevor Winter	10	0-2	0-0	0	4	0	0
Aaron Stauber	1	0-0	0-0	0	0	1	0
Team				3			
Totals	200	22-52	20-30	46	23	12	70

Huskers	min	fg-fga	ft-fta	rb	pf	a	tp
Venson Hamilton	19	0-3	3-6	5	4	1	3
Larry Florence	25	4-9	0-1	3	4	0	8
Mikki Moore	34	1-6	1-2	7	4	0	3
Tyronn Lue	36	7-15	5-5	1	4	2	19
Cookie Belcher	35	3-9	5-10	1	3	1	13
Alvin Mitchell	6	0-0	0-0	1	0	0	0
Bernard Garner	29	4-11	1-2	5	1	2	9
Andy Markowski	16	0-1	1-2	6	3	0	1
Team				3			
Totals	200	19-54	16-28	32	23	6	56

Minnesota	--	28	42	--	70
Nebraska	--	29	27	--	56

3-point goals: Minnesota 6-17 (Jacobson 3-4, Harris 1-3, Lewis 1-3, Jackson 1-4, C. Thomas 0-3), Nebraska 2-12 (Belcher 2-4, Garner 0-4, Lue 0-3, Florence 0-1). **FG%:** Minnesota 42.3, Nebraska 35.2. **FT%:** Minnesota 66.7, Nebraska 57.1. **Turnovers:** Minnesota 21, Nebraska 15. **Blocked shots:** Minnesota 2 (Jacobson, Lewis 1), Nebraska 4 (Moore 3). **Steals:** Minnesota 9 (Harris 5), Nebraska 8 (Belcher, Hamilton 2). **Technical fouls:** Nebraska-Hamilton. **Officials:** Harrington, Grissmore, Jenkins. **Attendance:** 13,205.

Game Notes: Mikki Moore's three blocked shots moved him past Rich King into first place on the NU career blocked shot list...NU shot 35.2 percent, breaking a string of five straight games shooting 50 percent or better...Minnesota was the first team to outshoot or outrebound Nebraska and the Gophers were the first team to hit 40 percent or better from the field against NU...the loss ended NU's seven-game home winning streak and six-game overall win string...Minnesota became the first ranked (17th at game time) non-conference opponent to defeat a Danny Nee-coached Nebraska team in the Devaney Center.



Venson Hamilton led Nebraska in rebounding as a sophomore with 8.4 per game. He pulled down 18 boards against Old Dominion, the most in a single game by a Husker in five seasons.

Game No. 9

NEBRASKA 72, OLD DOMINION 66

Dec. 30--at Bayamon, P.R.--Guerro Sports Complex

Monarchs	min	fg-fga	ft-fta	rb	pf	a	tp
Mark Poag	28	2-10	1-3	6	4	0	7
Reggie Bassette	6	1-3	1-2	1	3	0	3
Odell Hodge	39	10-17	1-3	6	3	0	21
Brian Dunlap	27	0-1	0-0	1	3	2	0
Mike Byers	33	8-12	1-2	2	3	0	19
Cal Bowdler	25	1-4	3-4	3	2	0	5
Skipper Youngblood	15	0-2	1-4	1	3	0	1
E.J. Sherod	25	1-8	6-9	6	4	1	8
Freddie Bryant	2	0-0	0-0	0	0	0	0
Malik Bell	1	1-1	0-0	1	0	0	2
Team				13			
Totals	200	24-58	14-27	36	25	3	66

Huskers	min	fg-fga	ft-fta	rb	pf	a	tp
Venson Hamilton	26	5-9	4-6	18	4	2	14
Larry Florence	21	2-7	0-0	1	0	0	4
Mikki Moore	29	1-2	4-8	7	3	0	6
Tyronn Lue	37	4-11	4-4	4	2	6	14
Cookie Belcher	27	2-15	2-6	3	3	0	8
Bernard Garner	19	3-6	6-6	2	5	3	12
Andy Markowski	20	2-4	0-1	2	3	0	4
Alvin Mitchell	21	3-4	2-4	2	0	0	10
Team				6			
Totals	200	22-58	22-35	45	20	12	72

Old Dominion				32	34	--	66
Nebraska				38	34	--	72

1996-97 REVIEW

3-point goals: Old Dominion 4-13 (Byers 2-2, Poag 2-7, Sherod 0-4, Bowdler 0-1), Nebraska 6-23 (Mitchell 2-3, Lue 2-6, Belcher 2-10, Florence 0-1, Garner 0-3). FG%: Old Dominion 41.4, Nebraska 37.9. FT%: Old Dominion 51.9, Nebraska 62.9. Turnovers: Old Dominion 21, Nebraska 18. Blocked shots: Old Dominion 1 (Hodge 1), Nebraska 2 (Moore 2). Steals: Old Dominion 12 (Byers 7), Nebraska 11 (Belcher 4). Technical fouls: None. Officials: Range, Allen, Garcia. Attendance: 300.

Game Notes: Venson Hamilton had his fourth double-double of the season and his 18 rebounds were the most by a Husker since Derrick Chandler pulled down 20 against Oklahoma on Jan. 27, 1992...Old Dominion was the second straight team to outshoot Nebraska...Nebraska outrebounded its eighth opponent in nine games and had fewer turnovers than its opponent for the second straight game...NU had four players in double figures for the seventh time in nine games.

Game No. 10

CINCINNATI 84, NEBRASKA 73

Dec. 31-at Bayamon, P.R.--Guerro Sports Complex

Huskers	min	fg-fga	ft-fta	rb	pf	a	tp
Venson Hamilton	15	3-4	3-7	3	5	0	9
Larry Florence	31	5-13	0-0	5	3	1	10
Mikki Moore	16	2-2	0-0	4	5	3	4
Tyronn Lue	16	2-3	0-0	1	0	2	4
Cookie Belcher	33	3-9	0-0	3	4	4	6
Alvin Mitchell	29	5-7	3-5	1	3	3	16
Bernard Garner	30	4-8	6-6	3	5	4	14
Andy Markowski	25	4-5	1-1	1	2	1	9
Troy Piatkowski	5	0-2	1-2	0	2	0	1
Team				8			
Totals	200	28-53	14-21	29	29	18	73

Bearcats	min	fg-fga	ft-fta	rb	pf	a	tp
Ruben Patterson	34	6-10	7-13	9	1	1	19
Danny Fortson	22	6-9	7-8	7	4	0	19
Jackson Julson	15	1-2	0-0	1	4	1	2
Damon Flint	39	0-7	6-8	3	0	5	6
Charles Williams	6	0-0	0-0	1	1	0	0
Darnell Burton	38	8-14	2-3	2	1	1	24
Bobby Brannen	11	0-0	3-4	2	4	0	3
Rodrick Monroe	19	3-4	5-8	5	3	1	11
Melvin Levett	14	0-2	0-0	0	2	2	0
Terrance Davis	1	0-0	0-0	0	0	0	0
DJuan Baker	1	0-0	0-0	0	0	0	0
Team				3			
Totals	200	24-48	30-44	33	20	11	84

Nebraska				40	33	--	73
Cincinnati				49	35	--	84

3-point goals: Nebraska 3-11 (Mitchell 3-4, Belcher 0-2, Garner 0-2, Florence 0-1, Lue 0-1, Piatkowski 0-1), Cincinnati 6-19 (Burton 6-11, Flint 0-4, Levett 0-2, Patterson 0-1, Julson 0-1). FG%: Nebraska 52.8, Cincinnati 50.0. FT%: Nebraska 66.7, Cincinnati 68.2. Turnovers: Nebraska 20, Cincinnati 16. Blocked shots: Nebraska 1 (Moore 1), Cincinnati 0. Steals: Nebraska 9 (Mitchell 3), Cincinnati 11 (Flint 4). Technical fouls: None. Officials: Harmon, Collins, Boreo. Attendance: 1,062.

Game Notes: Nebraska dropped its third game to a ranked opponent as the Bearcats entered the game No. 6...Cincinnati was the first team to shoot 50 percent or better against NU and just the second team to outrebound the Huskers...Alvin Mitchell scored a career-high 16 points...Andy Markowski played a career-high 25 minutes and scored a career-best nine points...Nebraska got a season-high 40 points from its bench.

Game No. 11

BOWLING GREEN 58, NEBRASKA 55

Jan. 1--at Bayamon, P.R.--Guerro Sports Complex

Falcons	min	fg-fga	ft-fta	rb	pf	a	tp
Anthony Stacey	29	5-7	3-4	4	3	1	13
DeMar Moore	24	2-6	0-0	1	1	2	4
Dayon Ninkovic	12	2-4	0-0	1	0	1	4
Jay Larranaga	34	3-12	0-0	6	3	2	9
Antonio Daniels	35	7-17	4-5	1	1	8	18
Tony Reid	17	1-5	0-0	5	1	1	2
Dave Esterkamp	6	1-2	0-0	1	2	0	3
Koen Rouwhorst	26	2-3	1-1	4	3	0	5
Kirk Cowan	17	0-0	0-0	0	2	0	0
Team				3			
Totals	200	23-56	8-10	26	16	15	58

Huskers	min	fg-fga	ft-fta	rb	pf	a	tp
Venson Hamilton	28	3-3	2-4	6	4	0	8
Larry Florence	26	3-8	0-0	2	3	2	6
Mikki Moore	32	5-6	2-2	10	1	1	12
Alvin Mitchell	40	3-9	0-1	5	1	5	6
Cookie Belcher	33	5-7	1-1	2	3	4	12
Andy Markowski	24	4-7	1-2	3	1	1	9
Troy Piatkowski	17	0-5	2-2	2	0	1	2
Team				5			
Totals	200	23-45	8-12	35	13	14	55

Bowling Green					21	37	--	58
Nebraska					19	36	--	55

3-point goals: Bowling Green 4-18 (Larranaga 3-10, Esterkamp 1-2, Daniels 0-4, Reid 0-2), Nebraska 1-7 (Belcher 1-2, Piatkowski 0-3, Mitchell 0-2). FG%: Bowling Green 41.1, Nebraska 51.1. FT%: Bowling Green 80.0, Nebraska 66.7. Turnovers: Bowling Green 12, Nebraska 19. Blocked shots: Bowling Green 0, Nebraska 8 (Moore 4). Steals: Bowling Green 12 (Stacey, Moore 3), Nebraska 7 (Belcher 3). Technical fouls: None. Officials: Range, Allen, Tarrats. Attendance: 784.

Game Notes: NU was without Tyronn Lue who missed his first game as a Husker because of a sprained knee...Bernard Garner also missed the first of four games for disciplinary reasons...NU shot better than 50 percent for the second straight game and seventh time in its last nine contests...Alvin Mitchell played all 40 minutes...Andy Markowski matched his career high with nine points...Venson Hamilton was named to the Puerto Rico Holiday Classic All-Tournament team with 31 points and 27 rebounds in three games.

Game No. 12

COLORADO 79, NEBRASKA 73

Jan. 4--at Boulder, Colo.--Coors Events/Conference Center

Huskers	min	fg-fga	ft-fta	rb	pf	a	tp
Venson Hamilton	36	4-10	2-4	7	5	1	10
Larry Florence	25	4-10	0-0	4	3	2	8
Mikki Moore	26	11-13	5-8	6	4	1	27
Alvin Mitchell	20	1-2	0-2	3	3	1	2
Cookie Belcher	30	4-9	1-2	7	4	5	11
Tyronn Lue	34	3-9	3-3	3	4	9	9
Andy Markowski	25	2-10	2-2	6	4	1	6
Troy Piatkowski	4	0-0	0-0	0	0	0	0
Team				8			
Totals	200	29-63	13-21	44	27	20	73

Buffaloes	min	fg-fga	ft-fta	rb	pf	a	tp
Martice Moore	32	6-13	0-0	10	2	2	15
Fred Edmonds	27	7-12	4-6	4	4	1	18
Ronnie DeGray	30	2-5	0-0	6	3	0	4
Chauncey Billups	34	4-11	10-11	5	1	10	20
Will Smith	11	1-5	0-0	3	1	0	2
Howard Frier	23	2-5	1-5	3	1	5	5
Marlon Hughes	13	2-8	3-6	4	2	2	7
Charlie Melvin	17	1-6	1-5	4	2	1	3
Greg Jensen	7	2-2	0-0	1	2	0	5
Dennis Griffin	6	0-1	0-0	0	1	0	0
Team				3			
Totals	200	27-68	19-33	43	19	21	79

Nebraska					34	39	--	73
Colorado					34	45	--	79

3-point goals: Nebraska 2-7 (Belcher 2-4, Lue 0-3), Colorado 6-16 (Moore 3-6, Billups 2-7, Jensen 1-1, Hughes 0-2). FG%: Nebraska 46.0, Colorado 39.7. FT%: Nebraska 61.9, Colorado 57.6. Turnovers: Nebraska 23, Colorado 15. Blocked shots: Nebraska 7 (Moore 3), Colorado 7 (DeGray 5). Steals: Nebraska 9 (Belcher 5), Colorado 12 (Billups 4). Technical fouls: None. Officials: Leimbach, Freund, Self. Attendance: 3,164.

Game Notes: Mikki Moore scored a career-high 27 points, including 11 straight for Nebraska at one point in the second half...Tyronn Lue played 34 minutes despite a sprained knee and had nine points and tied his career high with nine assists...Lue has had nine assists three times against Colorado...Colorado was the seventh team in 12 games Nebraska held to less than 40 percent from the floor...Nebraska outrebounded its 10th opponent in 12 games...the Huskers blocked seven shots, marking the 10th time in 12 games NU had blocked five or more...Nebraska dropped to 5-6 in conference openers under Danny Nee.

Game No. 13**NEBRASKA 71, CREIGHTON 52**

Jan. 8--at Lincoln, Neb.--Bob Devaney Sports Center

Bluejays	min	fg-fga	ft-fta	rb	pf	a	tp
Chuckie Johnson	19	1-3	1-2	2	2	1	3
Rodney Buford	30	5-19	6-7	5	3	2	17
Adam Reid	10	2-3	0-0	2	3	0	4
Chris Chestnut	30	3-12	0-1	4	2	0	9
Edward St. Fleur	27	0-3	0-2	4	5	1	0
Matt West	13	0-2	4-4	0	0	2	4
Joel Templeman	12	0-2	0-1	6	1	1	0
Troy Wharton	17	0-2	0-0	0	0	3	0
Kevin Mungin	12	0-2	0-0	0	0	0	0
Randall Crutcher	30	6-13	3-4	11	2	0	15
Team				6			
Totals	200	17-61	4-13	40	18	10	52

Huskers	min	fg-fga	ft-fta	rb	pf	a	tp
Venson Hamilton	23	2-6	4-7	13	4	0	8
Larry Florence	17	1-5	0-0	1	1	3	2
Mikki Moore	32	5-8	5-5	3	4	0	15
Alvin Mitchell	22	2-4	3-4	8	1	1	7
Cookie Belcher	33	6-12	0-0	6	3	4	15
Tyrone Lue	29	5-11	0-0	3	2	5	11
Troy Piatkowski	15	1-4	0-0	2	1	2	3
Andy Markowski	21	2-5	3-5	9	3	1	7
Michael Johnette	2	0-0	0-0	0	0	0	0
Ryan Phifer	4	1-2	1-2	0	0	0	3
Chad Burbach	2	0-0	0-0	0	0	0	0
Team				0			
Totals	200	25-57	16-23	45	19	16	71

Creighton				26	26	--	52
Nebraska				33	38	--	71

3-point goals: Creighton 4-13 (Chestnut 3-5, Buford 1-3, Wharton 0-2, St. Fleur 0-1, West 0-1, Templeman 0-1), Nebraska 5-10 (Belcher 3-4, Piatkowski 1-1, Lue 1-4, Mitchell 0-1). **FG%:** Creighton 27.9, Nebraska 43.9. **FT%:** Creighton 66.7, Nebraska 69.6. **Turnovers:** Creighton 16, Nebraska 17. **Blocked shots:** Creighton 4 (Buford, Reid 2), Nebraska 5 (Moore 2). **Steals:** Creighton 7 (seven with one), Nebraska 10 (Belcher 4). **Technical fouls:** None. **Officials:** Schumer, Grissom, Harmon. **Attendance:** 11,889.

Game Notes: Danny Nee picked up his 300th career victory in 17 seasons as a collegiate head coach...Nebraska won its seventh straight game over Creighton, the longest win streak by either team in the 29-game series...Nebraska outshot and outrebounded its opponent for the 11th time in 13 games...Creighton's 52 points were the fewest Nebraska allowed this season...Nebraska improved to 11-0 vs. Creighton in the Devaney Center...Andy Markowski grabbed a career-high nine rebounds...Alvin Mitchell had a career-high eight rebounds.

Game No. 14**NEBRASKA 74, TEXAS A&M 72**

Jan. 11--at Lincoln, Neb.--Bob Devaney Sports Center

Aggies	min	fg-fga	ft-fta	rb	pf	a	tp
Calvin Davis	20	1-3	2-2	4	5	2	4
Shanne Jones	34	6-11	2-7	2	2	1	14
Brad Stricker	22	1-2	8-9	2	3	1	10
Tracey Anderson	24	2-7	3-4	1	4	1	8
Steve Houston	16	0-1	0-0	0	3	0	0
Brian Barone	17	1-1	0-0	0	1	5	2
Dario Quesada	29	3-6	3-4	10	4	2	10
Jerald Brown	28	8-13	0-0	5	2	1	24
Larry Thompson	10	0-4	0-0	2	1	0	0
Team				3			
Totals	200	22-48	18-126	29	25	13	72

Huskers	min	fg-fga	ft-fta	rb	pf	a	tp
Venson Hamilton	35	2-3	3-6	5	4	1	7
Larry Florence	27	5-12	6-7	8	4	0	16
Mikki Moore	35	3-8	2-3	8	1	1	8
Tyrone Lue	35	10-17	8-10	1	2	5	29
Cookie Belcher	29	4-10	0-1	5	4	3	9
Alvin Mitchell	20	1-4	0-0	1	2	2	2
Troy Piatkowski	7	0-0	0-0	1	0	0	0
Andy Markowski	12	1-5	1-1	2	2	0	3
Team				5			
Totals	200	26-59	20-28	36	19	12	74

Texas A&M				37	35	--	72
Nebraska				36	38	--	74

3-point goals: Texas A&M 10-17 (Brown 8-10, Anderson 1-3, Quesada 1-3, Houston 0-1), Nebraska 2-10 (Lue 1-4, Belcher 1-3, Mitchell 0-2, Florence 0-1). **FG%:** Texas A&M 45.8, Nebraska 44.1. **FT%:** Texas A&M 69.2, Nebraska 71.4. **Turnovers:** Texas A&M 23, Nebraska 17. **Blocked shots:** Texas A&M 3 (Davis 2), Nebraska 9 (Moore, Hamilton 4). **Steals:** Texas A&M 10 (Brown, Houston 2), Nebraska 10 (Markowski 3). **Technical fouls:** NU-administrative. **Officials:** Olah, Olson, Jackson. **Attendance:** 10,052.

Game Notes: Nebraska improved to 6-5 in home league openers under Danny Nee...Tyrone Lue scored 29 points, just one off his career high...A&M's Jerald Brown tied the Devaney Center record with eight three-pointers...The Aggies were just the third team to outshoot Nebraska in 14 games...Larry Florence had a career-high eight rebounds and scored 16 points, just one off his career high...Lue had five or more assists for the eighth time this season.

Game No. 15**NEBRASKA 87, KANSAS STATE 77 (OT)**

Jan. 15--at Lincoln, Neb.--Bob Devaney Sports Center

Wildcats	min	fg-fga	ft-fta	rb	pf	a	tp
Mark Young	32	7-14	5-6	8	1	1	20
Shawn Rhodes	20	1-9	1-3	6	5	0	3
Gerald Eaker	25	1-5	4-6	5	5	0	6
Chris Griffin	27	1-2	6-7	10	5	6	7
Aaron Swartzendrubner	37	7-14	0-0	4	4	1	18
Manny Dies	26	0-3	4-4	2	2	1	4
Ayome May	27	5-11	3-7	3	1	0	13
Josh Reid	1	0-0	0-0	0	0	0	0
Marcus McCollough	23	2-6	1-4	7	5	2	6
Dax Jones	7	0-0	0-1	1	1	0	0
Team				5			
Totals	225	24-64	23-38	51	29	11	77

Huskers	min	fg-fga	ft-fta	rb	pf	a	tp
Venson Hamilton	34	3-6	4-4	12	5	1	10
Larry Florence	26	4-10	4-6	7	5	1	12
Mikki Moore	24	3-7	3-4	8	5	1	9
Tyrone Lue	45	8-24	11-13	2	2	6	29
Cookie Belcher	31	4-9	2-6	3	2	2	10
Alvin Mitchell	25	0-2	3-4	3	1	5	3
Bernard Garner	21	4-6	0-2	3	4	0	10
Andy Markowski	19	1-3	2-5	2	4	0	4
Team				3			
Totals	225	27-67	29-44	43	28	16	87

Kansas State				48	24	5	--	77
Nebraska				30	42	15	--	87

3-point goals: Kansas State 6-13 (Swartzendrubner 4-8, Young 1-3, McCollough 1-1, Rhodes 0-1), Nebraska 4-13 (Lue 2-9, Garner 2-2, Belcher 0-1, Mitchell 0-1). **FG%:** Kansas State 37.5, Nebraska 40.3. **FT%:** Kansas State 60.5, Nebraska 65.9. **Turnovers:** Kansas State 25, Nebraska 16. **Blocked shots:** Kansas State 13 (Eaker 4), Nebraska 6 (Moore, Hamilton 2). **Steals:** Kansas State 13 (Young 5), Nebraska 18 (Lue 6). **Technical fouls:** None. **Officials:** Hall, Harmon, Self. **Attendance:** 10,019.

Game Notes: Nebraska overcame a 20-point first half and 18-point halftime deficit to pick up the win...the 20-point deficit is the largest NU has overcome to win under Danny Nee and the 18-point halftime deficit is the largest NU has overcome since Husker record books had complete box scores in the 1972-73 season...Nebraska's 18 steals was the most ever in a conference game...Kansas State's 13 blocked shots was the most ever by a Husker opponent...Tyrone Lue had a career-high six steals, to go along with 29 points for the second straight game...Nebraska won for the first time in 1996-97 when it was outrebounded...Nebraska made (29) and attempted (44) season highs in free throws.

Game No. 16**NEBRASKA 76, MISSOURI 53**

Jan. 18--at Lincoln, Neb.--Bob Devaney Sports Center

Tigers	min	fg-fga	ft-fta	rb	pf	a	tp
Tyron Lee	26	1-9	3-4	8	1	2	5
Kelly Thames	14	0-9	0-0	5	2	0	0
Derek Grimm	16	3-6	0-0	2	2	1	8
Jason Sutherland	23	3-5	4-4	1	3	1	13
Dibi Ray	19	0-2	0-0	0	1	0	0
Tate Decker	23	5-8	0-1	2	4	0	10
Chip Walther	13	1-2	2-2	0	2	1	5
Danny Allouche	15	0-4	0-0	5	1	2	0
Billy Taylor	1	0-0	0-0	0	0	0	0
Jeff Hafer	20	2-7	0-0	3	0	1	4

1996-97 REVIEW

Corey Tate	7	0-1	0-0	0	1	0	0
Dustin Reeve	1	0-1	1-4	1	0	0	1
L. Dee Murdoch	22	2-8	3-7	8	3	0	7
Team				4			
Totals	200	17-62	13-22	39	20	8	53

Huskers	min	fg-fga	ft-fta	rb	pf	a	tp
Venson Hamilton	33	6-12	8-10	9	3	2	20
Larry Florence	21	3-11	6-6	3	2	4	12
Mikki Moore	27	6-8	6-7	11	2	0	18
Tyronn Lue	32	4-12	0-2	5	1	4	8
Cookie Belcher	23	2-4	1-1	5	4	1	5
Alvin Mitchell	20	2-5	2-2	2	0	3	6
Bernard Garner	21	2-8	0-1	5	3	1	4
Ryan Hinckley	2	0-1	1-2	3	2	0	1
Andy Schwindt	1	0-0	0-0	1	1	0	
Michael Johnette	2	0-0	0-0	0	1	0	0
Troy Piatkowski	3	0-0	0-0	0	0	0	0
Ryan Phifer	1	0-0	0-0	0	0	0	0
Chad Burbach	2	0-1	0-0	0	0	0	0
Andy Markowski	12	1-1	0-0	4	0	0	2
Team				2			
Totals	200	26-63	22-27	50	19	15	76

Missouri 26 27 -- 53
Nebraska 43 33 -- 76

3-point goals: Missouri 6-17 (Sutherland 3-5, Grimm 2-3, Walther 1-2, Allouche 0-3, Lee 0-1, Ray 0-1, Hafer 0-1, Murdoch 0-1), Nebraska 2-9 (Mitchell 2-2, Garner 0-4, Lue 0-2, Belcher 0-1). FG%: Missouri 27.4, Nebraska 41.3. FT%: Missouri 59.1, Nebraska 81.5. Turnovers: Missouri 22, Nebraska 21. Blocked shots: Missouri 2 (Tate, Murdoch 1), Nebraska 7 (Moore 3). Steals: Missouri 9 (Hafer 3), Nebraska 17 (Lue, Belcher 4). Technical fouls: None. Officials: Tanner, Lusk, Ware. Attendance: 13,159.

Game Notes: Nebraska's 23-point win was its second largest ever versus Missouri and its biggest since a 29-point win in 1936-37...it was also NU's largest margin of victory in 44 conference games...NU held Missouri to a season opponent-low 27.4 percent shooting, the Tigers worst shooting performance in 19 years...Venson Hamilton scored a career-high 20 points...Mikki Moore recorded his fifth double-double of the season...Nebraska's 81.5 percent free throw shooting was its best of the year...the Huskers held their sixth straight opponent to less than 50 percent from the field.

Game No. 17

MISSOURI 75, NEBRASKA 74

Jan. 22--at Columbia, Mo.--Hearnes Center

Huskers	min	fg-fga	ft-fta	rb	pf	a	tp
Venson Hamilton	28	4-6	4-6	5	4	2	12
Larry Florence	30	5-8	1-1	3	5	1	11
Mikki Moore	29	3-5	0-0	8	4	1	6
Tyronn Lue	37	10-20	4-4	6	4	8	26

Cookie Belcher	31	4-8	2-5	4	3	1	12
Alvin Mitchell	12	0-1	0-0	0	0	1	0
Bernard Garner	23	1-5	1-2	6	2	1	3
Andy Markowski	10	2-2	0-0	0	4	0	4
Team				6			
Totals	200	29-55	12-18	38	26	15	74

Huskers	min	fg-fga	ft-fta	rb	pf	a	tp
Tyronn Lee	21	2-5	3-3	6	2	3	9
Kelly Thames	38	8-13	3-7	3	2	1	19
Derek Grimm	34	4-8	3-4	4	4	4	14
Jason Sutherland	17	0-2	4-7	0	3	3	4
Dibi Ray	20	1-4	0-0	0	0	1	3
Tate Decker	12	2-6	2-4	2	0	0	6
Danny Allouche	27	4-11	1-2	7	1	3	11
Corey Tate	25	2-5	3-4	3	2	1	7
L. Dee Murdoch	6	1-1	0-0	0	2	1	2
Team				4			
Totals	200	24-55	19-31	29	16	17	75

Nebraska	38	36	--	74
Missouri	41	34	--	75

3-point goals: Nebraska 4-10 (Belcher 2-5, Lue 2-3, Garner 0-2), Missouri 8-18 (Grimm 3-6, Lee 2-4, Allouche 2-5, Ray 1-2, Tate 0-1). FG%: Nebraska 52.7, Missouri 43.6. FT%: Nebraska 66.7, Missouri 61.3. Turnovers: Nebraska 19, Missouri 11. Blocked shots: Nebraska 5 (Florence 2), Missouri 3 (Decker 2). Steals: Nebraska 7 (Lue, Belcher 2), Missouri 7 (Ray 3). Technical fouls: Missouri-bench. Officials: Donaghy, Herring, Hall. Attendance: 13,300.

Game Notes: The last five NU-Mizzou games in Columbia have been decided by a total of eight points, with Nebraska losing one-point games in each of the last two seasons...the game featured seven ties and 15 lead changes...Nebraska shot better than 50 percent for the first time in six games...Tyronn Lue had six rebounds and eight assists, one off his career high, to go along with 26 points...Nebraska held its 16th opponent in 17 games under 50 percent shooting.

Game No. 18

OKLAHOMA 84, NEBRASKA 77

Jan. 25--at Norman, Okla.--Lloyd Noble Center


Huskers	min	fg-fga	ft-fta	rb	pf	a	tp
Venson Hamilton	27	3-3	0-1	2	5	1	6
Larry Florence	27	1-8	0-0	4	5	2	2
Mikki Moore	24	4-6	6-9	5	3	1	14
Tyronn Lue	40	11-19	6-6	2	3	1	30
Cookie Belcher	30	2-7	2-2	3	4	2	6
Alvin Mitchell	12	2-3	0-0	1	3	1	4
Bernard Garner	25	6-10	2-3	3	2	0	15
Andy Markowski	15	0-1	0-0	5	3	1	0
Team				1			
Totals	200	29-57	16-21	26	28	9	77

Sooners	min	fg-fga	ft-fta	rb	pf	a	tp
Eduardo Najera	19	2-5	0-0	3	5	3	4
Robert Allison	29	2-8	4-7	8	2	1	9
Evan Wiley	35	1-5	3-4	11	2	0	5
Nate Erdmann	40	10-15	9-15	4	3	3	34
Corey Brewer	39	4-8	9-11	3	2	2	19
Bobby Joe Evans	11	2-4	0-0	1	2	0	4
Tim Heskett	1	0-0	0-0	0	0	0	0
Lou Moore	25	3-9	2-3	8	4	1	9
Michael Cotton	1	0-0	0-0	0	0	0	0
Team				2			
Totals	200	24-54	27-40	40	20	10	84

Nebraska	34	43	--	77
Oklahoma	40	44	--	84

3-point goals: Nebraska 3-6 (Lue 2-3, Garner 1-1, Belcher 0-1, Mitchell 0-1), Oklahoma (Erdmann 5-8, Brewer 2-2, Moore 1-2, Allison 1-5, Evans 0-1). FG%: Nebraska 50.9, Oklahoma 44.4. FT%: Nebraska 76.2, Oklahoma 67.5. Turnovers: Nebraska 17, Oklahoma 20. Blocked shots: Nebraska 6 (Moore 3), Oklahoma 3 (three with one). Steals: Nebraska 11 (Moore, Lue 3), Oklahoma 6 (Allison, Brewer 2). Technical fouls: Nebraska-Garner. Officials: Kennedy, Thibodeaux, Whitehead. Attendance: 9,617.

Game Notes: Nebraska was outrebounded for just the fourth time on the year, and lost its third game when being outrebounded...Tyronn Lue tied his career high with 30 points and scored 26 or more points for the fourth time in conference play...Oklahoma defeated Nebraska for the sixth straight season in Norman...Larry Florence's streak of four games in double figures ended with a two-point outing...Nebraska shot better than 50 percent for the second straight game and for the ninth time on the season...Bernard Garner's 15 points was his most since scoring 18 against Oregon State on Nov. 30...Nebraska lost its eighth straight conference road game.



Bernard Garner completed his Nebraska career with 649 points, the eighth-best total by Husker two-year players.

Game No. 19

IOWA STATE 77, NEBRASKA 67

Jan. 29--at Lincoln, Neb.--Bob Devaney Sports Center

Cyclones	min	fg-fga	ft-fta	rb	pf	a	tp
Shawn Bankhead	34	3-7	2-2	2	1	2	9
Kenny Pratt	33	8-15	6-8	3	2	4	22
Kelvin Cato	18	3-6	3-8	4	4	0	9
Jacy Holloway	40	4-5	4-4	1	0	12	14
Dedric Willoughby	37	6-8	3-3	4	1	1	21
DeAndre Harris	3	1-1	0-0	0	0	0	2
Stevie Johnson	6	0-0	0-0	0	0	1	0
Klay Edwards	20	0-1	0-0	3	0	0	0
Paul Shirley	5	0-1	0-0	1	0	0	0
Tony Rampton	4	0-0	0-0	0	3	0	0
Team				1			
Totals	200	25-44	18-25	19	11	20	77

Huskers	min	fg-fga	ft-fta	rb	pf	a	tp
Bernard Garner	34	4-13	0-0	7	2	2	9
Cookie Belcher	30	5-11	1-3	4	2	3	12
Mikki Moore	38	6-13	1-2	15	4	4	13
Tyronn Lue	39	8-16	0-0	1	1	4	17
Alvin Mitchell	24	1-2	0-0	0	3	2	2
Venson Hamilton	18	3-8	0-0	8	3	0	6
Andy Markowski	17	4-4	0-0	4	4	0	8
Team				1			
Totals	200	31-67	2-5	40	19	15	67

Iowa State 33 44 -- 77
 Nebraska 26 41 -- 67

3-point goals: Iowa State 9-13 (Willoughby 6-8, Holloway 2-3, Bankhead 1-1, Pratt 0-1), Nebraska 3-8 (Belcher 1-2, Garner 1-2, Lue 1-4). FG%: Iowa State 56.8, Nebraska 46.3. FT%: Iowa State 72.0, Nebraska 40.0. Turnovers: Iowa State 7, Nebraska 14. Blocked shots: Iowa State 4 (four with one), Nebraska 6 (Moore 4). Steals: Iowa State 8 (Edwards 3), Nebraska 1 (Mitchell 1). Technical fouls: None. Officials: Lembo, O'Neill, Hall. Attendance: 13,623.

Game Notes: Iowa State won for the sixth straight time against Nebraska and for the third straight year in Lincoln...the Cyclones became the second team to hit 50 percent or better against the Huskers, hitting an opponent season-high 56.8 percent from the floor...Nebraska shot (5) and made (2) season lows in free throws...the Huskers outrebounded their 15th opponent in 19 games, with a season-best plus-21 board edge on ISU...Mikki Moore had a career-high four assists and posted his sixth double-double of the season.

Game No. 20

KANSAS 82, NEBRASKA 77 (OT)

Feb. 1--at Lawrence, Kan.--Allen Fieldhouse

Huskers	min	fg-fga	ft-fta	rb	pf	a	tp
Venson Hamilton	32	4-8	4-6	12	5	1	12
Larry Florence	29	4-8	1-4	3	4	3	9
Mikki Moore	36	5-8	0-0	7	5	1	10
Tyronn Lue	44	8-21	9-12	8	2	5	26
Cookie Belcher	35	3-4	0-0	3	4	2	7
Alvin Mitchell	11	0-1	0-0	2	3	0	0
Bernard Garner	22	4-4	1-2	1	5	0	9
Andy Markowski	16	2-6	0-2	5	4	0	4
Team				5			
Totals	225	30-60	15-26	46	32	12	77

Jayhawks	min	fg-fga	ft-fta	rb	pf	a	tp
Paul Pierce	35	5-14	7-8	10	3	0	17
Raef LaFrentz	36	7-13	6-11	10	4	1	20
B.J. Williams	35	2-3	0-4	5	1	0	4
Jerod Haase	34	5-11	4-7	0	3	3	15
Jacque Vaughn	36	1-5	8-8	0	3	5	10
T.J. Pugh	15	1-3	0-2	5	5	0	2
Billy Thomas	17	3-7	0-1	1	1	1	9
Nick Bradford	6	1-2	0-0	0	0	2	2
Ryan Robertson	12	1-2	1-2	0	2	4	3
Team				2			
Totals	225	26-60	26-43	33	22	16	82

Nebraska 26 34 17 -- 77
 Kansas 32 28 22 -- 82

3-point goals: Nebraska 2-7 (Lue 1-4, Belcher 1-2, Mitchell 0-1), Kansas (Thomas 3-7, Haase 1-3, Vaughn 0-2, Bradford 0-1, Pierce 0-1). FG%: Nebraska 50.0, Kansas 43.3. FT%: Nebraska 57.7, Kansas 60.5. Turnovers: Nebraska 28, Kansas 17. Blocked shots: Nebraska 5 (Hamilton 3), Kansas 10 (LaFrentz, Pierce 3). Steals: Nebraska 12 (Hamilton, Belcher 3), Kansas 17 (Williams 5). Technical fouls: None. Officials: Rucker, Hooker, Fouser. Attendance: 16,300.

Game Notes: Nebraska played its third overtime game of the season and dropped to 1-2 in extra sessions...NU shot 50 percent or better for the 10th time in 20 games and held its 18th opponent to less than 50 percent...Tyronn Lue scored 26 or more points for the fifth time in conference play and grabbed a career-high eight rebounds...the five-point margin was the closest Nebraska has played Kansas in the last six meetings between the two schools...NU trailed by as many as 10 in the second half, but had possession with a chance to win at the end of the game...Venson Hamilton had his sixth double-double of the season...Nebraska outrebounded top-ranked Kansas, the league's top rebounding team, by 13 boards...NU committed a season-high 28 turnovers.

Game No. 21

NEBRASKA 77, COLORADO 69

Feb. 5--at Lincoln, Neb.--Bob Devaney Sports Center

Buffaloes	min	fg-fga	ft-fta	rb	pf	a	tp
Martice Moore	36	2-8	2-2	6	2	1	6
Fred Edmonds	31	4-9	1-2	3	4	1	9
Ronnie DeGray	14	1-3	0-0	4	1	0	2
Chauncey Billups	39	10-18	8-9	8	3	3	35
Will Smith	16	1-6	0-0	1	2	2	2
Howard Frier	17	1-1	0-1	2	0	0	2
Marlon Hughes	4	0-1	0-0	1	0	1	0
Charlie Melvin	18	1-4	3-6	5	2	1	5
Greg Jensen	13	1-4	0-0	3	1	0	2
Dennis Griffin	12	3-5	0-0	2	1	0	6
Team				3			
Totals	200	24-59	14-20	38	16	9	69

Huskers	min	fg-fga	ft-fta	rb	pf	a	tp
Venson Hamilton	30	3-6	2-3	6	4	0	8
Larry Florence	32	6-16	2-2	11	2	3	14
Mikki Moore	36	4-8	6-8	6	3	1	14
Tyronn Lue	39	8-20	5-6	1	2	4	22
Cookie Belcher	16	2-5	0-0	1	2	2	4
Alvin Mitchell	7	0-2	0-0	1	0	1	0
Bernard Garner	21	3-7	1-4	6	3	2	7
Andy Markowski	19	4-8	0-0	9	2	1	8
Team				5			
Totals	200	30-72	16-23	46	18	14	77

Colorado 27 42 -- 69
 Nebraska 31 46 -- 77

3-point goals: Colorado 7-15 (Billups 7-11, Moore 0-3, Jensen 0-1), Nebraska 1-11 (Lue 1-7, Mitchell 0-2, Garner 0-1, Florence 0-1). FG%: Colorado 40.7, Nebraska 41.7. FT%: Colorado 70.0, Nebraska 69.6. Turnovers: Colorado 17, Nebraska 11. Blocked shots: Colorado 9 (Moore 5), Nebraska 5 (Moore 3). Steals: Colorado 7 (Billups 3), Nebraska 10 (Belcher 5). Technical fouls: None. Officials: Burr, Kennedy, Hall. Attendance: 12,398.

Game Notes: Nebraska's win over the 15th-ranked Buffs marked the seventh straight season the Huskers have defeated a ranked opponent...Larry Florence had his first double-double with 14 points and a career-high 11 rebounds...Lue scored more than 20 points for the sixth time in conference play...Nebraska attempted a season-high 72 shots...Andy Markowski tied his career high with nine rebounds.

Game No. 22

TEXAS TECH 87, NEBRASKA 74

Feb. 8--at Lubbock, Texas--Lubbock Municipal Coliseum

Huskers	min	fg-fga	ft-fta	rb	pf	a	tp
Venson Hamilton	28	3-5	2-2	6	2	0	8
Larry Florence	13	0-1	0-0	0	5	0	0
Mikki Moore	36	8-15	4-6	3	3	2	20
Tyronn Lue	37	6-14	6-8	0	3	6	19
Cookie Belcher	27	5-8	2-2	1	3	2	13
Alvin Mitchell	3	0-1	0-0	1	0	1	0
Bernard Garner	20	3-6	0-0	8	0	2	7
Troy Piatkowski	14	0-0	0-0	2	1	0	0
Andy Markowski	22	3-4	1-3	4	4	0	7
Team				0			
Totals	200	28-54	15-21	25	21	13	74

Red Raiders	min	fg-fga	ft-fta	rb	pf	a	tp
Cory Carr	38	10-18	7-8	6	0	4	33
Gionet Cooper	38	3-4	1-2	5	2	0	7
Tony Battie	38	5-8	1-2	17	3	2	11
Rayford Young	29	3-9	2-2	1	5	8	9
Stan Bonewitz	34	6-10	0-0	1	2	6	16
Gracen Averil	7	0-1	0-0	1	0	1	0
Cliff Owens	11	2-2	3-6	1	3	1	7



1996-97 REVIEW

Archie Myers	15	1-6	2-2	2	2	1	4
Team				3			
Totals	200	30-58	16-22	37	17	23	87

Nebraska				36	38	--	74
Texas Tech				48	39	--	87

3-point goals: Nebraska 3-5 (Lue 1-2, Garner 1-2, Belcher 1-1), Texas Tech 11-24 (Carr 6-11, Bonewitz 4-8, Young 1-3, Myers 0-2). **FG%:** Nebraska 51.9, Texas Tech 51.7. **FT%:** Nebraska 71.4, Texas Tech 72.7. **Turnovers:** Nebraska 14, Texas Tech 16. **Blocked shots:** Nebraska 1 (Belcher 1), Texas Tech 2 (Battie). **Steals:** Nebraska 9 (Belcher 5), Texas Tech 9 (Young 5). **Technical fouls:** None. **Officials:** Leimbach, Shortnacy, Jackson. **Attendance:** 8,174.

Game Notes: Texas Tech's 87 points were the most against Nebraska this season as were its 11 three-point goals...Tony Battie grabbed an opponent season-high 17 rebounds against the Huskers...Mikki Moore's streak of 25 straight games with a blocked shot ended, but Moore did have 20 points, his second-highest outing of the season...Cookie Belcher's 13 points were his most since scoring 15 against Creighton on Jan. 8 and he had five steals for the second consecutive game...Tech was just the fifth team to outrebound the Huskers and only the third team to shoot 50 percent against Nebraska...Larry Florence did not score for the first time this season...NU lost its 10th straight conference road game and its fifth straight overall on the road.

Game No. 23

KANSAS STATE 61, NEBRASKA 53

Feb. 10--at Manhattan, Kan.--Bramlage Coliseum

Huskies	min	fg-fga	ft-fta	rb	pf	a	tp
Venson Hamilton	26	3-9	7-8	5	5	2	13
Larry Florence	6	0-0	0-0	2	1	0	0
Mikki Moore	35	5-9	1-2	9	4	1	11
Tyronn Lue	40	5-16	3-4	3	3	1	15
Cookie Belcher	35	0-6	0-0	8	4	2	0
Andy Markowski	23	2-3	1-2	5	5	1	5
Bernard Garner	20	2-7	0-0	2	1	1	4
Troy Piatkowski	15	2-6	0-0	2	1	1	5
Team				2			
Totals	200	19-56	12-16	38	24	9	53

Wildcats	min	fg-fga	ft-fta	rb	pf	a	tp
Mark Young	33	4-9	5-10	8	1	2	14
Shawn Rhodes	34	6-10	0-0	5	2	4	12
Gerald Eaker	27	3-6	1-2	3	5	1	7
Ayome May	29	5-9	3-5	4	2	1	13
Chris Griffin	18	1-3	0-0	4	2	4	2
Dax Jones	11	0-0	0-0	0	1	0	0
Marcus McCollough	17	2-8	1-2	3	1	3	5
Aaron Swartzendruber	31	1-7	6-6	1	2	2	8
Team				1			
Totals	200	22-52	16-25	29	16	17	61

Nebraska				26	27	--	53
Kansas State				30	31	--	61

3-point goals: Nebraska 3-19 (Lue 2-10, Piatkowski 1-3, Belcher 0-3, Garner 0-3), Kansas State 1-5 (Young 1-2, May 0-1, Griffin 0-1, Swartzendruber 0-1). **FG%:** Nebraska 33.9, Kansas State 42.3. **FT%:** Nebraska 75.0, Kansas State 64.0. **Turnovers:** Nebraska 20, Kansas State 13. **Blocked shots:** Nebraska 1 (Moore 1), Kansas State 4 (Eaker 3). **Steals:** Nebraska 11 (Belcher 4), Kansas State 8 (Young 3). **Technical fouls:** None. **Officials:** Donaghy, Bair, Sanzere. **Attendance:** 8,132.

Game Notes: Nebraska lost for the 11th straight time on the road in conference play...NU shot a season-low 33.9 percent from the floor and scored a season-low 53 points...Larry Florence was scoreless for the second straight game, while Cookie Belcher went scoreless for the first time on the year...K-State defeated NU for the third straight year in Manhattan.

Game No. 24

NEBRASKA 77, NORTHERN IOWA 69

Feb. 13--at Cedar Falls, Iowa--UNI-Dome

Huskies	min	fg-fga	ft-fta	rb	pf	a	tp
Venson Hamilton	36	6-9	4-5	17	3	2	16
Larry Florence	29	3-10	0-2	5	2	4	6
Mikki Moore	7	1-3	2-2	2	4	0	4
Tyronn Lue	33	4-13	5-7	3	2	3	15
Cookie Belcher	30	3-5	2-3	3	3	1	8
Alvin Mitchell	19	0-2	0-0	1	2	1	0
Bernard Garner	27	8-10	3-4	5	2	0	21
Andy Markowski	19	2-3	3-7	6	2	1	7
Team				3			
Totals	200	27-55	19-30	45	20	12	77

Panthers	min	fg-fga	ft-fta	rb	pf	a	tp
Warren Vandeven	15	0-1	0-0	2	3	0	0
Cory Jenkins	24	1-6	2-2	5	4	2	4
Sean Hawkins	26	5-12	0-0	2	1	0	10
Darian DeVries	28	2-7	2-2	1	5	5	8
Jason Daisy	36	8-15	11-11	4	4	1	27
Terry Cress	15	1-4	0-0	2	1	2	3
Seth Anderson	1	0-0	0-0	0	0	0	0
Tony Brus	23	2-10	8-11	2	1	2	12
Chris Budine	14	0-3	0-0	3	2	0	0
Brian Haying	18	2-5	0-0	4	3	0	5
Team				5			
Totals	200	21-63	23-26	30	24	13	69

Nebraska				33	44	--	77
Northern Iowa				31	38	--	69

3-point goals: Nebraska 4-7 (Lue 2-3, Garner 2-3, Mitchell 0-1), UNI 4-15 (DeVries 2-4, Haying 1-2, Cress 1-4, Brus 0-3, Daisy 0-2). **FG%:** Nebraska 49.1, UNI 33.3. **FT%:** Nebraska 63.3, UNI 88.5. **Turnovers:** Nebraska 23, UNI 19. **Blocked shots:** Nebraska 5 (Hamilton 2), UNI 5 (Jenkins, Hawkins 2). **Steals:** Nebraska 11 (Lue 3), UNI 12 (three with 3). **Technical fouls:** NU-Hamilton; UNI-Jenkins. **Officials:** Kaster, Jag, O'Neil. **Attendance:** 3,210.

Game Notes: Nebraska won for the first time on the road since a Dec. 11 victory at UMKC, snapping a six-game road losing streak...Venson Hamilton recorded his seventh double-double of the year with 16 points and 17 rebounds...Hamilton had the double-double by half with 12 points and 10 rebounds...Bernard Garner's 21 points was his second-most this season and just one off his career high of 22 against Weber State...UNI's 33.3 percent shooting tied for the third-lowest by an opponent this season...the Panthers' 88.5 percent free-throw shooting was an NU opponent season high...NU improved to 13-1 all-time against Northern Iowa...the Huskers finished their non-conference slate with a 9-4 record.


Game No. 25

NEBRASKA 79, TEXAS 67

Feb. 16--at Lincoln, Neb.

Bob Devaney Sports Center

Longhorns	min	fg-fga	ft-fta	rb	pf	a	tp
Kris Clack	15	1-3	2-2	3	5	3	4
Ira Clark	18	1-5	0-0	5	3	0	2
Dennis Jordan	30	3-8	1-2	6	4	1	7
DeJuan Vazquez	13	1-1	1-2	1	3	1	4



Larry Florence had an excellent first season for Nebraska. Florence finished sixth on the team in scoring and recorded a double-double in NU's victory over 15th-ranked Colorado.

Reggie Freeman	40	1-10	7-8	7	4	7	9
Gabe Muoneke	8	0-2	0-0	0	0	0	0
Sheldon Quarles	16	4-10	0-0	7	1	0	8
Brandy Perryman	31	7-16	2-2	3	5	0	20
Carlton Dixon	2	0-0	0-2	0	0	0	0
Al Coleman	27	4-8	3-4	5	0	2	13
Team				1			
Totals	200	22-63	16-22	38	25	14	67

Huskers	min	fg-fga	ft-fta	rb	pf	a	tp
Venson Hamilton	30	6-8	8-13	11	2	1	20
Larry Florence	26	6-11	1-2	6	0	1	13
Mikki Moore	27	1-2	2-2	9	3	1	4
Tyronn Lue	34	7-15	7-8	3	4	2	22
Cookie Belcher	30	1-5	1-2	3	2	2	4
Alvin Mitchell	7	0-0	0-0	1	1	1	0
Bernard Garner	27	2-8	2-4	8	3	2	7
Troy Piatkowski	8	1-3	2-4	0	2	0	4
Andy Markowski	11	2-3	1-4	3	2	2	5
Team				1			
Totals	200	26-55	24-39	45	19	12	79

Texas 27 40 -- 67
Nebraska 38 41 -- 79

3-point goals: Texas 7-20 (Perryman 4-11, Coleman 2-5, Vazquez 1-1, Freeman 0-2, Clack 0-1), Nebraska 3-8 (Belcher 1-2, Lue 1-2, Garner 1-4). FG%: Texas 34.9, Nebraska 47.3. FT%: Texas 72.7, Nebraska 61.5. Turnovers: Texas 12, Nebraska 11. Blocked shots: Texas 3 (Clark 2), Nebraska 6 (Moore 3). Steals: Texas 6 (Freeman, Perryman 2), Nebraska 8 (three with two). Technical fouls: None. Officials: Clougherty, Lembo, Sitton. Attendance: 13,743.

Game Notes: Venson Hamilton tied his career high with 20 points and had his second consecutive double-double...Nebraska held Texas to 34 percent shooting in two meetings on the year...Nebraska's starters outscored Texas' 63-26...Reggie Freeman's one field goal was his fewest in three seasons, dating back to the 1994 NCAA Tournament...NU held the Longhorn star to 5-30 shooting in two meetings...Lue scored 19 of his 22 points in the second half...Cookie Belcher moved into second place on the single-season steals chart.

Game No. 26

BAYLOR 71, NEBRASKA 60

Feb. 19--at Waco, Texas--Ferrell Center

Huskers	min	fg-fga	ft-fta	rb	pf	a	tp
Venson Hamilton	23	4-9	0-0	10	4	0	8
Larry Florence	23	1-7	3-4	3	3	0	5
Mikki Moore	30	4-9	2-3	5	1	0	10
Tyronn Lue	36	7-15	3-5	2	3	3	18
Cookie Belcher	35	5-9	2-2	2	2	1	14
Alvin Mitchell	11	0-1	1-2	0	1	0	1
Bernard Garner	25	1-6	0-0	8	2	2	2
Andy Markowski	17	1-2	0-0	5	2	1	2
Team				0			
Totals	200	23-58	11-16	35	18	7	60

Bears	min	fg-fga	ft-fta	rb	pf	a	tp
Doug Brandt	26	4-9	0-0	4	3	3	10
Leon Morris	14	0-2	0-0	2	1	0	0
Brian Skinner	25	11-16	0-0	11	3	0	22
Damond Mannon	29	5-7	5-8	2	0	2	15
Patrick Hunter	26	2-5	6-7	3	4	8	10
David Jones	17	2-5	0-0	1	1	0	5
Jamie Kendrick	5	0-1	1-2	1	1	0	1
Roddrick Miller	23	2-4	0-0	2	1	0	6
John Perkins	13	0-1	1-2	2	2	1	2
Gabe Ramirez	13	0-3	1-2	4	0	2	1
Team				0			
Totals	200	26-53	14-21	32	16	16	71

Nebraska 26 34 -- 60
Baylor 34 37 -- 71

3-point goals: Nebraska 3-10 (Belcher 2-4, Lue 1-4, Mitchell 0-1, Garner 0-1), Baylor 5-14 (Brandt 2-3, Miller 2-3, Jones 1-2, Morris 0-2, Ramirez 0-2, Kendrick 0-1, Perkins 0-1). FG%: Nebraska 39.7, Baylor 49.1. FT%: Nebraska 68.8, Baylor 66.7. Turnovers: Nebraska 15, Baylor 6. Blocked shots: Nebraska 7 (Moore 3), Baylor 7 (Skinner 6). Steals: Nebraska 3 (Moore 2), Baylor 8 (Morris, Mannon 2). Technical fouls: NU-Hamilton; Baylor-Hunter. Officials: Boudreaux, Hunt, Sitton. Attendance: 5,015.

Game Notes: Nebraska lost for the 12th straight time on the road in conference play...Baylor committed an NU opponent season-low six turnovers...Cookie Belcher's 14 points were his most in 12 games...Lue scored 13 of his 18 points after halftime...Venson Hamilton had his third straight double-figure rebounding game...Brian Skinner's six blocked shots was the most by an NU opponent.

Game No. 27

NEBRASKA 74, IOWA STATE 69 (OT)

Feb. 22--at Ames, Iowa--Hilton Coliseum

Huskers	min	fg-fga	ft-fta	rb	pf	a	tp
Venson Hamilton	30	4-7	0-0	2	4	2	8
Larry Florence	27	3-8	0-0	5	1	2	6
Mikki Moore	36	4-7	5-9	10	4	1	13
Tyronn Lue	44	12-18	2-2	7	2	2	30
Cookie Belcher	38	3-7	0-2	4	2	2	6
Alvin Mitchell	2	0-1	0-0	1	0	0	0
Bernard Garner	35	4-8	0-0	7	3	4	9
Andy Markowski	13	1-2	0-0	1	5	0	2
Team				2			
Totals	225	31-58	7-11	39	21	13	74

Cyclones	min	fg-fga	ft-fta	rb	pf	a	tp
Hakeem Abdel-Khalik	4	0-0	0-0	1	0	0	0
Kenny Pratt	26	2-9	2-4	4	2	3	6
Kelvir Cato	39	5-12	1-6	9	3	3	11
Jacy Holloway	42	1-4	2-2	4	1	2	4
Dedric Willoughby	45	5-16	8-9	4	1	5	22
Matt Knoll	1	0-0	1-2	0	0	0	1
DeAndre Harris	3	0-1	0-0	0	1	0	0
Stevie Johnson	12	2-5	2-2	2	0	1	6
Shawn Bankhead	27	5-8	3-4	2	1	1	13
Klay Edwards	23	3-5	0-0	7	2	0	6
Tony Rampton	3	0-0	0-0	0	2	0	0
Team				0			
Totals	225	23-60	19-29	33	13	15	69

Nebraska 28 36 10 -- 74
Iowa State 23 41 5 -- 69

3-point goals: Nebraska 5-12 (Lue 4-7, Garner 1-3, Belcher 0-2), Iowa State 4-14 (Willoughby 4-11, Holloway 0-3). FG%: Nebraska 53.4, Iowa State 38.3. FT%: Nebraska 63.6, Iowa State 65.5. Turnovers: Nebraska 18, Iowa State 12. Blocked shots: Nebraska 5 (five with one), Iowa State 9 (Cato 7). Steals: Nebraska 7 (Belcher 3), Iowa State 7 (Pratt, Willoughby 2). Technical fouls: None. Officials: Sanzere, Allen, Petro. Attendance: 14,322.

Game Notes: Danny Nee picked up his 200th win at Nebraska in his 11th season...NU won for the first time on the road in conference play and broke a 12-game conference road losing streak...NU's win over the seventh-ranked Cyclones was its first over a ranked team on the road since a 78-75 win at No. 14 Missouri on Feb. 22, 1995...Iowa State was the highest-ranked team NU had defeated since a 98-91 win over No. 3 Missouri in the semifinals of the 1994 Big Eight Tournament...NU won for the first time on the road when trailing with 5:00 left...NU improved to 2-2 in overtime games...Tyronn Lue tied his career high with 30 points and scored 21 after halftime...Bernard Garner matched his career high with four assists...NU limited ISU to 38 percent after the Cyclones hit 57 percent in January in Lincoln...Mikki Moore recorded his seventh double-double of the season, his second against the Cyclones...Lue's four three-pointers is the most by a Husker this season.

Game No. 28

NEBRASKA 77, OKLAHOMA STATE 68

Feb. 26--at Lincoln, Neb.--Bob Devaney Sports Center

Cowboys	min	fg-fga	ft-fta	rb	pf	a	tp
Chianti Roberts	40	6-15	2-5	8	3	6	15
Desmond Mason	7	0-2	0-0	1	1	0	0
Brett Robisch	33	10-14	4-4	8	4	2	24
Marlon Dorsey	32	1-3	0-0	4	3	1	2
Adrian Peterson	39	4-10	6-8	4	1	1	17
R.W. McQuarters	19	3-6	0-0	2	1	1	6
Chad Alexander	14	0-0	2-3	0	2	1	2
Joe Adkins	9	1-4	0-0	0	2	0	2
Alonzo Mayes	7	0-0	0-0	1	2	0	0
Team				3			
Totals	200	25-54	14-20	31	19	12	68

Huskers	min	fg-fga	ft-fta	rb	pf	a	tp
Venson Hamilton	28	3-5	5-9	12	4	1	11
Larry Florence	18	2-7	4-4	4	2	5	8
Mikki Moore	33	2-4	2-3	5	3	1	6
Tyronn Lue	40	6-12	7-8	3	2	6	23
Cookie Belcher	25	4-8	0-0	4	1	2	9
Bernard Garner	20	2-6	3-4	3	1	0	7
Troy Piatkowski	19	4-6	0-0	0	0	3	11
Andy Markowski	17	1-2	0-0	1	2	0	2
Team				0			
Totals	200	24-50	21-28	32	15	18	77

1996-97 REVIEW

Oklahoma State	40	28	--	68
Nebraska	30	47	--	77

3-point goals: Oklahoma State 4-10 (Peterson 3-6, Roberts 1-2, Robisch 0-1, Adkins 0-1), Nebraska 8-17 (Lue 4-7, Piatkowski 3-4, Belcher 1-4, Garner 0-2). **FG%:** Oklahoma State 46.3, Nebraska 48.0. **FT%:** Oklahoma State 70.0, Nebraska 75.0. **Turnovers:** Oklahoma State 10, Nebraska 9. **Blocked shots:** Oklahoma State 1 (Dorsey 1), Nebraska 4 (Hamilton 2). **Steals:** Oklahoma State 4 (four with one), Nebraska 5 (Belcher 2). **Technical fouls:** None. **Officials:** Thornley, Kennedy, Sitton. **Attendance:** 11,414.

Game Notes: Nebraska had a season-low nine turnovers, its lowest since committing nine against Georgia in the first round of the 1995 NIT, a span of 64 games...Troy Piatkowski scored a career-high 11 points and hit three, three-pointers after entering the game having made just two all season...Nebraska defeated OSU in Lincoln for the first time since 1993-94...NU's 47 second-half points tied its most in a half this year as NU also scored 47 in the first half against Coppin State...Tyronn Lue had four three-pointers for the second straight game and led NU in scoring for the 17th time this season...Larry Florence had a career-high five assists...Venson Hamilton recorded his ninth double-double of the season and his third in the last five games.

Game No. 29

KANSAS 85, NEBRASKA 65

March 2--at Lincoln, Neb.--Bob Devaney Sports Center


Jayhawks	min	fg-fga	ft-fta	rb	pf	a	tp
B.J. Williams	10	1-1	0-1	7	2	1	2
Paul Pierce	33	7-13	0-2	8	2	2	18
Raef LaFrentz	29	9-14	5-6	10	4	0	23
Jacque Vaughn	28	4-8	1-3	1	3	5	9
Jerod Haase	17	2-9	3-4	2	0	6	7
Ryan Robertson	16	1-4	2-2	0	2	1	5
Terry Nooner	1	0-0	0-0	1	0	1	0
Billy Thomas	15	0-3	0-0	2	0	1	0
Joel Branstrom	2	1-1	0-0	0	0	0	2
Nick Bradford	5	0-0	0-0	0	1	0	0
C.B. McGrath	2	0-0	0-0	0	0	1	0
Scot Pollard	27	5-7	4-4	12	2	0	14
T.J. Pugh	13	1-1	1-3	1	2	0	3
Steve Ransom	2	1-3	0-0	0	0	0	2
Team				8			
Totals	200	32-64	16-25	52	18	18	85

Huskers	min	fg-fga	ft-fta	rb	pf	a	tp
Larry Florence	15	1-4	1-2	2	0	0	3
Bernard Garner	19	3-8	2-6	5	0	1	8
Mikki Moore	24	2-6	1-4	4	5	2	5
Tyronn Lue	38	6-15	2-3	2	3	8	18
Cookie Belcher	23	3-7	1-3	2	5	2	9
Venson Hamilton	30	6-9	1-2	4	2	1	13
Alvin Mitchell	4	0-0	0-0	0	0	1	0
Troy Piatkowski	22	2-5	0-0	1	3	2	4
Andy Markowski	25	2-2	1-2	2	4	0	5
Team				2			
Totals	200	25-56	11-24	24	22	17	65

Kansas	41	44	--	85
Nebraska	28	37	--	65

3-point goals: Kansas 5-17 (Pierce 4-4, Robertson 1-3, Haase 0-5, Vaughn 0-2, Thomas 0-2, Ransom 0-1), Nebraska 4-12 (Lue 2-3, Belcher 2-4, Piatkowski 0-3, Garner 0-2). **FG%:** Kansas 50.0, Nebraska 44.6. **FT%:** Kansas 64.0, Nebraska 45.8. **Turnovers:** Kansas 17, Nebraska 9. **Blocked shots:** Kansas 8 (Pierce 3), Nebraska 5 (Belcher, Hamilton 2). **Steals:** Kansas 6 (Vaughn 2), Nebraska 8 (three with two). **Technical fouls:** NU-Belcher. **Officials:** Harrington, Hunt, Self. **Attendance:** 14,759.

Game Notes: The attendance of 14,759 was the largest this season for an NU home game and the seventh-largest in Devaney Center history...it was the largest crowd at Devaney since 14,865 saw Nebraska play Kansas State in 1988-89...the 20-point loss was NU's largest of the season and the minus-28 rebounding margin was NU's worst of the year...NU committed a season-low nine turnovers for the second straight game...No. 1 KU became just the fourth team to hit 50 percent or better against Nebraska this season...Tyronn Lue's eight assists was one off his career high and for the first time this season he didn't commit any turnovers.



Sophomore Andy Markowski drew his first career start in NU's opening round NIT victory over Washington.

Game No. 30

MISSOURI 78, NEBRASKA 72

March 6--at Kansas City, Mo.--Kemper Arena
Big 12 Tournament First Round

Tigers	min	fg-fga	ft-fta	rb	pf	a	tp
Corey Tate	35	2-7	4-4	6	1	5	8
Kelly Thames	18	3-7	2-2	4	4	0	8
Derek Grimm	33	9-14	0-1	7	4	2	22
Jeff Hafer	29	2-5	1-2	9	4	2	5
Jason Sutherland	28	3-9	7-10	5	2	1	15
L. Dee Murdock	29	5-11	0-0	3	4	0	10
Tyron Lee	19	3-7	3-4	3	3	2	10
Dibi Ray	9	0-2	0-0	0	0	1	0
Team				3			
Totals	200	27-62	17-23	40	22	13	78

Huskers	min	fg-fga	ft-fta	rb	pf	a	tp
Venson Hamilton	33	5-7	3-4	11	5	2	13
Troy Piatkowski	16	2-2	0-0	0	2	0	5
Mikki Moore	33	4-7	1-1	6	2	2	9
Cookie Belcher	34	2-7	2-3	4	5	3	7
Tyronn Lue	37	10-23	2-5	3	2	3	22
Bernard Garner	28	5-12	4-5	6	1	2	15
Andy Markowski	19	0-1	1-2	2	4	0	1
Team				6			
Totals	200	28-59	13-20	38	21	12	72

Missouri	38	40	--	78
Nebraska	24	48	--	72

3-point goals: Missouri 7-18 (Grimm 4-8, Sutherland 2-6, Lee 1-2, Tate 0-1, Ray 0-1), Nebraska 3-9 (Piatkowski 1-1, Belcher 1-2, Garner 1-3, Lue 0-3). **FG%:** Missouri 43.5, Nebraska 47.5. **FT%:** Missouri 73.9, Nebraska 65.0. **Turnovers:** Missouri 13, Nebraska 16. **Blocked shots:** Missouri 2 (Hafer 2), Nebraska 6 (Hamilton 4). **Steals:** Missouri 6 (Grimm, Murdock 2), Nebraska 8 (Belcher 3). **Technical fouls:** None. **Officials:** Chrisman, Hooker, Petro. **Attendance:** 16,300.

Game Notes: Nebraska lost in the first round of the conference tournament for the third straight year and ninth time in 11 seasons under Danny Nee...the Huskers dropped to 1-6 against Mizzou in postseason conference tournament play...Venson Hamilton had his 10th double-double of the season...Tyronn Lue was in double figures for the 14th straight game and led NU in scoring for the 19th time on the year...with six blocked shots, NU moved its season total to 187, breaking the school record of 185, set in 1995-96...NU's 48 second-half points was the most it has scored in a half this season...the crowd of 16,300 tied the largest NU played in front of in 1996-97.

Game No. 31**NEBRASKA 67, WASHINGTON 63**

March 12--at Lincoln, Neb.--Bob Devaney Sports Center
Chase NIT First Round

<u>Huskies</u>	<u>min</u>	<u>fg-fga</u>	<u>ft-fta</u>	<u>rb</u>	<u>pf</u>	<u>a</u>	<u>tp</u>
Mark Sanford	36	8-15	3-5	13	3	2	20
Jamie Booker	25	3-7	4-4	7	5	4	12
Todd MacCulloch	36	7-11	3-5	9	1	1	17
Jan Wooten	24	2-4	0-0	1	1	3	4
Donald Watts	36	1-7	0-1	3	1	4	2
Chris Thompson	9	0-1	0-0	0	0	1	0
Deon Luton	22	2-5	0-2	0	0	1	4
Pat Femerling	12	1-1	2-2	2	4	0	4
Team				2			
Totals	200	24-51	12-19	37	15	16	63

<u>Huskies</u>	<u>min</u>	<u>fg-fga</u>	<u>ft-fta</u>	<u>rb</u>	<u>pf</u>	<u>a</u>	<u>tp</u>
Bernard Garner	32	3-5	1-2	4	1	3	9
Andy Markowski	21	1-8	1-2	3	3	0	3
Venson Hamilton	28	4-4	5-6	10	4	0	13
Tyronn Lue	36	5-15	2-2	1	0	4	14
Cookie Belcher	29	4-5	0-0	4	4	0	9
Larry Florence	11	2-4	2-3	0	1	0	6
Mikki Moore	27	4-6	1-2	2	3	4	9
Troy Piatkowski	16	2-5	0-0	2	0	3	4
Team				0			
Totals	200	25-52	12-17	26	16	14	67

Washington				36	27	--	63
Nebraska				33	34	--	67

3-point goals: Washington 3-13 (Booker 2-3, Sanford 1-3, Watts 0-3, Wooten 0-2, Luton 0-2), Nebraska 5-13 (Garner 2-2, Lue 2-6, Belcher 1-2, Piatkowski 0-3). **FG%:** Washington 47.1, Nebraska 48.1. **FT%:** Washington 63.2, Nebraska 70.6. **Turnovers:** Washington 22, Nebraska 17. **Blocked shots:** Washington 1 (MacCulloch 1), Nebraska 6 (Hamilton 4). **Steals:** Washington 10 (Wooten 3), Nebraska 15 (Belcher 6). **Technical fouls:** None. **Officials:** Hutchinson, Seibert, Schumer. **Attendance:** 6,015.

Game Notes: Nebraska improved to 18-9 in the NIT, 12-1 at home and 7-0 in first-round home games...NU won for the third straight time against Washington, and UW now leads the all-time series 6-3...the Devaney Center crowd of 6,015 was a season low and the smallest in 13 NU home NIT contests...Venson Hamilton had his eighth double-double of the season and his sixth in the last eight games...NU was outrebounded for the third straight game...Cookie Belcher tied his season high with six steals...Andy Markowski made his first career start...Mikki Moore tied his career high with four assists.

Game No. 32**NEBRASKA 78, NEVADA 68**

March 18--at Reno, Nev.--Lawlor Events Center
NIT Second Round

<u>Huskies</u>	<u>min</u>	<u>fg-fga</u>	<u>ft-fta</u>	<u>rb</u>	<u>pf</u>	<u>a</u>	<u>tp</u>
Larry Florence	19	2-4	3-4	4	4	1	7
Bernard Garner	32	6-11	4-4	7	3	2	17
Mikki Moore	38	9-9	3-7	15	2	3	21
Tyronn Lue	38	6-18	4-5	5	2	4	18
Cookie Belcher	25	1-2	0-0	1	4	1	2
Alvin Mitchell	13	1-5	0-0	0	0	0	3
Andy Schwindt	1	1-1	0-0	0	0	0	2
Michael Johnette	1	0-1	0-0	0	0	0	0
Troy Piatkowski	8	0-2	2-2	0	0	2	2
Ryan Phifer	1	1-1	0-0	0	0	0	2
Chad Burbach	1	0-0	0-0	0	0	0	0
Andy Markowski	23	2-4	0-0	7	3	0	4
Team				2			
Totals	200	29-58	16-22	41	18	13	78

<u>Wolfpack</u>	<u>min</u>	<u>fg-fga</u>	<u>ft-fta</u>	<u>rb</u>	<u>pf</u>	<u>a</u>	<u>tp</u>
Faron Hand	35	5-8	6-9	9	2	1	16
Paul Culbertson	27	4-12	6-8	3	4	2	17
David Morgan	21	0-5	1-2	6	2	1	1
Jimmy Carroll	30	2-11	0-0	3	3	2	6
Richard Brown	28	2-7	1-2	5	1	6	6
Andre McLeod	2	0-0	0-0	0	0	0	0
Tommy Zapata	4	1-2	0-0	2	0	1	2
Lamont Allen	8	0-2	0-0	0	1	0	0
Tim Barnett	24	5-9	0-0	3	0	0	13
Marvin Wilson	11	2-7	0-0	3	1	0	4
Steve Pienkoski	10	1-1	1-2	1	1	1	3
Team				4			
Totals	200	22-64	15-23	39	15	14	68

Nebraska		37	41	--	78
Nevada		34	34	--	68

3-point goals: Nebraska 4-16 (Lue 2-7, Garner 1-3, Mitchell 1-4, Piatkowski 0-1, Johnette 0-1), Nevada 9-26 (Barnett 3-5, Culbertson 3-7, Carroll 2-8, Brown 1-5, Allen 0-1). **FG%:** Nebraska 50.0, Nevada 34.4. **FT%:** Nebraska 72.7, Nevada 65.2. **Turnovers:** Nebraska 18, Nevada 15. **Blocked shots:** Nebraska 5 (Moore, Florence 2), Nevada 0. **Steals:** Nebraska 7 (Moore, Belcher 2), Nevada 7 (Culbertson 3). **Technical fouls:** Nebraska-none; Nevada-Hand. **Officials:** Gabutero, Eggers, Ferrin. **Attendance:** 11,275.

Game Notes: Nebraska won its seventh straight game in the NIT and is now 19-9 in the tournament, 13-3 under Nee...NU has won 18 or more games each of the last seven seasons...Mikki Moore scored 21 points, the second-most in his career and tied his career high with 15 rebounds for his eighth double-double of the season and the fourth in the past two years in NIT play...Moore also tied a school record for most field goals without a miss as he was a perfect 9-9 from the floor...Nevada was the 13th opponent NU has held to 40 percent or less from the field...NU shot 50 percent for the first time in five games.

Game No. 33**CONNECTICUT 76, NEBRASKA 67**

March 21--at Storrs, Conn.--Gampel Pavilion
NIT Third Round

<u>Huskies</u>	<u>min</u>	<u>fg-fga</u>	<u>ft-fta</u>	<u>rb</u>	<u>pf</u>	<u>a</u>	<u>tp</u>
Larry Florence	25	1-8	0-0	3	2	1	2
Bernard Garner	31	1-8	0-2	5	4	1	2
Mikki Moore	35	9-13	5-6	3	2	0	24
Tyronn Lue	38	7-15	2-2	3	3	1	20
Cookie Belcher	31	4-7	0-0	2	5	2	9
Venson Hamilton	17	4-7	2-4	6	4	1	10
Alvin Mitchell	2	0-0	0-0	0	0	0	0
Troy Piatkowski	8	0-1	0-0	2	1	0	0
Andy Markowski	13	0-3	0-0	2	3	2	0
Team				5			
Totals	200	26-62	9-12	31	24	8	67

<u>Huskies</u>	<u>min</u>	<u>fg-fga</u>	<u>ft-fta</u>	<u>rb</u>	<u>pf</u>	<u>a</u>	<u>tp</u>
Kevin Freeman	38	1-5	7-11	6	1	0	9
Richard Hamilton	33	12-14	6-8	2	0	3	31
Jake Voskuhl	32	6-8	2-2	8	3	1	14
Rashamel Jones	27	3-8	4-4	5	2	2	12
Ricky Moore	38	1-6	6-6	4	3	6	8
Ruslan Inyatkin	1	0-0	0-0	0	0	0	0
Antric Klaiber	8	0-1	0-0	1	2	1	0
Dion Carson	18	1-1	0-0	3	1	0	2
Monquencio Hardnett	4	0-1	0-0	1	0	0	0
Sam Funches	1	0-0	0-0	0	1	0	0
Team				0			
Totals	200	24-44	25-31	30	13	13	76

Nebraska		36	31	--	67
Connecticut		27	49	--	76


3-point goals: Nebraska 6-15 (Lue 4-9, Belcher 1-3, Moore 1-1, Garner 0-2), Connecticut 3-8 (Jones 2-4, Hamilton 1-1, Moore 0-3). **FG%:** Nebraska 41.9, Connecticut 54.5. **FT%:** Nebraska 75.0, Connecticut 80.6. **Turnovers:** Nebraska 19, Connecticut 20. **Blocked shots:** Nebraska 4 (Moore, Hamilton 2), Connecticut 10 (Voskuhl 6). **Steals:** Nebraska 12 (Florence, Moore 3), Connecticut 11 (Voskuhl 3). **Technical fouls:** None. **Officials:** Kersey, DeMayo, Murphy. **Attendance:** 8,411.

Game Notes: Nebraska's string of seven straight postseason wins ended with the loss...NU dropped to 19-10 all-time in the NIT, 13-4 under Nee...Tyronn Lue finished the season with 17 straight double-figure scoring games...he finished third on the NU single-season scoring chart with 603 points...Mikki Moore finished with the second-highest scoring game of his career with 24 points...Cookie Belcher became just the fourth NU freshman to score 300 or more points in a season...the 14-point deficit UConn overcame was the largest an NU opponent has rallied from for victory and the nine-point halftime lead is the largest NU has surrendered this season...NU finished with 18 or more wins for the last seven seasons.

HUSKER SENIOR CAREER STATISTICS

MIKKI MOORE, 6-11, C, GAFFNEY, S.C.

Moore finished his career as Nebraska's all-time leader in blocked shots with 236 career rejections. Moore also holds the Husker record for blocked shots in a game with nine against Coppin State last season and has three of the top five seasons on the Husker career blocked shot list. The four-year letterman, finished just 14 points shy of becoming Nebraska's 19th, 1,000-point career scorer. Moore also finished ninth on Nebraska's career rebounding list and has the sixth-best field goal percentage in NU history. Moore was Nebraska's second-leading scorer and rebounder as a senior, averaging 11.7 points and 7.4 rebounds per game and earned honorable-mention All-Big 12 honors.



MOORE'S CAREER STATISTICS

Season	G-GS	FG-FGA	Pct.	FT-FTA	Pct.	Reb.-Avg.	TP-Avg.	M	A	BS	S
1993-94	14-0	10-22	.455	11-18	.611	13-0.9	31-2.2	87	1	10	3
1994-95	32-28	102-205	.498	49-89	.551	198-6.2	255-6.2	788	25	67	15
1995-96	35-27	118-202	.584	79-115	.687	205-5.9	315-9.0	968	36	71	26
<u>1996-97</u>	<u>33-32</u>	<u>144-247</u>	<u>.583</u>	<u>96-137</u>	<u>.701</u>	<u>245-7.4</u>	<u>385-11.7</u>	<u>1,011</u>	<u>43</u>	<u>88</u>	<u>35</u>
Career	114-87	374-677	.553	235-359	.655	661-5.8	986-8.6	2,854	105	236	78

3-Point Shooting: 1993-94 (0-2, .000); 1994-95 (2-8, .250); 1995-96 (0-0, .000); 1996-97 (1-2, .500); Career (3-12, .250)

MOORE'S CAREER HIGHS

Points: 27, Colorado, 1/4/97
 Assists: 4, Iowa State, 1/29/97
 Blocks: 9, Coppin State, 12/6/96
 Rebounds: 15, three times
 Steals: 4, at Oklahoma St., 1/20/96,
 Washington 3/12/97

BERNARD GARNER, 6-7, F, MANY, LA.

Bernard Garner was one of the most prolific two-year players in school history. Garner has the eighth-highest scoring total among two-year NU players with 649 career points. He started 43 games in his NU career and finished with two-year averages of 10.3 points and 5.9 rebounds per game. Garner was Nebraska's leading rebounder as a junior, averaging 6.3 boards per game. As a senior, Garner was NU's top reserve, averaging 9.9 points per contest and was named to the Big 12's All-Bench Team.



GARNER'S CAREER STATISTICS

Season	G-GS	FG-FGA	Pct.	FT-FTA	Pct.	Reb.-Avg.	TP-Avg.	M	A	BS	S
1995-96	35-34	146-261	.559	76-108	.704	222-6.3	373-10.7	952	34	22	38
<u>1996-97</u>	<u>28-9</u>	<u>100-230</u>	<u>.435</u>	<u>57-79</u>	<u>.722</u>	<u>151-5.4</u>	<u>276-9.9</u>	<u>727</u>	<u>45</u>	<u>12</u>	<u>21</u>
Totals	63-43	246-491	.501	133-187	.711	373-5.9	649-10.3	1,679	79	34	59


3-Point Shooting: 1995-96 (5-25, .200); 1996-97 (19-69, .275); Career (24-94, .255).

GARNER'S CAREER HIGHS

Points: 22, Weber State, 11/26/96
 Assists: 4, vs. Cincinnati, 12/31/96,
 at Iowa State, 2/22/97
 Rebounds: 13, Iowa State, 2/3/96,
 Oklahoma, 2/25/96
 Steals: 4, vs. Oregon, 12/29/95,
 Kansas State, 1/15/97

SOPHOMORE LUE WINS JACK MOORE AWARD

Tyronn Lue, a second-team All-Big 12 selection in 1996-97, received the Jack Moore Award, given annually to NU's outstanding men's basketball player. Lue led Nebraska in scoring, averaging 18.8 points per game and became the first sophomore to win the Moore award in five seasons. The 6-0 Lue also led the Huskers in assists (136), minutes played (1,150), three-point goals (47) and free-throw percentage (.813). Lue's 603 points is the fourth-best single-season total in Nebraska history and the most ever by an NU sophomore. Lue led Nebraska in scoring 20 times during the season, including two 30-point efforts. His 1,150 minutes played ranked as the second-most ever by a Husker, just five short of the all-time season record set by Dave Hoppen in 1985.



Jack Moore

The award is named for late Husker guard Jack Moore, a 5-9 playmaker who set 17 school records in a career that ended in 1982 and culminated with the 1982 Francis Pomeroy-Naismith Award as the nation's best collegiate player under six feet tall. A consensus All-Big Eight performer in 1982, Moore was killed in a plane crash in March of 1984.

PREVIOUS JACK MOORE AWARD WINNERS

1984-85	Dave Hoppen	Center
1985-86	Dave Hoppen	Center
	Bernard Day	Forward
1986-87	Brian Carr	Guard
1987-88	Henry T. Buchanan	Guard
1988-89	Eric Johnson	Guard
1989-90	Clifford Scales	Guard
1990-91	Rich King	Center
	Beau Reid	Forward
	Clifford Scales	Guard
1991-92	Jamar Johnson	Guard
1992-93	Eric Piatkowski	Guard
1993-94	Eric Piatkowski	Guard
1994-95	Jaron Boone	Guard
1995-96	Erick Strickland	Guard
1996-97	Tyronn Lue	Guard



RECORDS



TOP 60 CAREER SCORERS SINCE 1948

Player, Seasons	G	FG-FGA	Pct.	FT-FTA	Pct.	Points	Avg.
1. Dave Hoppen, 1983-84-85-86	111	804-1341	.600	559-724	.772	2,167	19.5
2. Eric Piatkowski, 1991-92-93-94	123	676-1436	.471	380-489	.777	1,934 (202)	15.7
3. Jerry Fort, 1973-74-75-76	105	777-1793	.433	328-486	.675	1,882	17.9
4. Andre Smith, 1978-79-80-81	114	673-1148	.586	371-562	.660	1,717	15.1
5. Jaron Boone, 1993-94-95-96	127	575-1327	.433	274-387	.708	1,609 (184)	12.7
6. Erick Strickland, 1993-94-95-96	127	535-1219	.439	337-434	.776	1,586 (179)	12.5
7. Rich King, 1988-89-90-91	124	564-1000	.564	345-510	.676	1,475 (2)	11.9
8. Carl McPipe, 1976-77-78-79	104	546-1126	.485	208-317	.656	1,300	12.5
9. Tom Baack, 1966-67-68	75	526-1138	.462	247-297	.832	1,299	17.3
10. Stuart Lantz, 1966-67-68	75	488-1007	.485	293-395	.742	1,269	16.9
11. Chuck Jura, 1970-71-72	77	500-910	.549	255-427	.597	1,255	16.3
12. Jack Moore, 1979-80-81-82	105	379-830	.457	446-495	.901	1,204	11.5
13. Brian Carr, 1984-85-86-87	123	447-942	.475	230-287	.801	1,182 (58)	9.6
14. Brian Banks, 1976-77-78-79	110	471-986	.478	208-298	.698	1,150	10.5
15. Marvin Stewart, 1969-70-71	66	435-921	.472	268-359	.747	1,138	17.2
16. Clifford Scales, 1988-89-90-91	23	441-902	.489	209-272	.768	1,136 (45)	9.2
Carl Hayes, 1990-91-92	90	439-945	.465	221-360	.614	1,136 (37)	12.6
18. Herschell Turner, 1958-59-60	72	371-898	.413	314-474	.662	1,056	14.7
19. Mikki Moore, 1994-95-96-97	114	374-676	.553	235-359	.655	986 (3)	8.6
20. Beau Reid, 1988-89-90-91	102	320-775	.413	250-337	.742	976 (86)	9.6
21. Bob Siegel, 1974-75-76-77	101	405-973	.416	160-232	.690	970	9.6
22. Tom Scantlebury, 1968-69-70	75	369-835	.442	227-303	.749	965	12.9
23. Nate Branch, 1965-66-67	75	367-871	.421	224-320	.700	958	12.8
24. Terrance Badgett, 1993-94-95-96	127	395-764	.517	141-229	.616	953 (22)	7.5
25. Jamar Johnson, 1992-93-94	87	333-723	.461	166-210	.790	927 (95)	10.7
26. Tyronn Lue, 1996-97	67	320-708	.452	192-251	.765	899 (67)	13.4
27. Rex Ekwall, 1955-56-57	65	296-690	.429	288-394	.731	880	13.5
28. Bruce Chubick, 1991-92-93-94	119	303-540	.561	264-400	.660	878 (8)	7.4
29. Grant Simmons, 1964-65-66	74	305-709	.430	239-350	.683	849	11.5
30. Dapreis Owens, 1989-90-91-92	117	329-679	.484	187-302	.619	845	7.2
31. Bob Gratopp, 1968-69-70	76	255-608	.419	316-400	.790	826	10.9
32. Jim Buchanan, 1950-51-52	69	345-942	.366	131-203	.645	821	11.9
33. Bill Johnson, 1952-53-54	65	264-652	.405	286-484	.591	814	12.5
Claude Retherford, 1947-48-49	74	318-1090	.292	178-283	.629	814	11.0
35. Bernard Day, 1986-87	63	309-567	.545	184-264	.697	802	12.7
36. Stan Cloudy, 1983-84	62	347-672	.516	81-119	.681	775	12.5
37. Bus Whitehead, 1948-49-50	72	275-831	.331	215-314	.685	765	10.6
38. Fred Seger, 1952-53-54	65	263-724	.363	236-360	.656	762	11.7
39. Larry Cox, 1974-75-76	74	270-432	.625	217-297	.731	757	10.2
40. Daryl Petsch, 1962-63-64	69	315-709	.444	124-197	.629	754	10.9
41. Charlie Jones, 1962-63-64	75	300-731	.410	135-216	.625	735	9.8
42. Leroy Chalk, 1969-70-71	76	291-555	.524	133-197	.675	715	9.4
43. Tom Russell, 1961-62	49	233-444	.525	246-329	.748	712	14.5
44. Derrick Chander, 1992-93	60	297-585	.508	112-196	.571	706	11.8
45. Willard Fagler, 1952-53-54-55	84	227-571	.398	251-373	.673	705	8.4
46. Derrick Vick, 1987-88	63	261-499	.523	181-264	.686	703	11.2
47. Albert Maxey, 1959-60	49	251-684	.367	175-248	.706	677	13.8
48. Harvey Marshall, 1985-86	60	290-623	.465	95-126	.754	675	11.3
49. Gary Reimers, 1956-57-58	69	222-542	.410	223-303	.736	667	9.7
50. Mike Naderer, 1978-79-80-81	113	274-576	.476	109-133	.820	657	5.8
51. Al Nissen, 1970-71-72	77	244-518	.471	163-223	.731	651	8.5
Ray Richardson, 1989-90	60	225-527	.443	96-139	.691	651 (105)	10.9
53. Bernard Garner, 1996-97	63	246-491	.501	133-187	.711	649 (24)	10.3
54. Eric Johnson, 1988-89	63	236-542	.435	138-180	.767	647 (37)	10.3
Greg Downing, 1980-81-82-83	117	270-558	.484	107-141	.759	647	5.5
56. Don Smidt, 1956-57-58	68	232-663	.350	170-276	.616	634	9.3
57. R. van Poelgeest, 1987-88-89-90	108	250-472	.530	125-228	.548	625	5.8
58. Pete Manning, 1988-89	64	242-446	.543	134-179	.749	618	9.7
59. Ray Collins, 1979-80-81-82	95	250-540	.463	100-138	.725	600	6.3
60. Bob Pierce, 1949-50-51	72	197-529	.372	184-269	.684	578	8.0

*Number in parenthesis following point total indicates number of career 3-point goals scored



HUSKER INDIVIDUAL RECORDS SINCE 1948

POINTS

GAME

Overall: 42, Eric Piatkowski, vs. Oklahoma, at Kansas City, Mo., March 11, 1994 (B8T)
At Home: 40, Jerry Fort, vs. Missouri, Feb. 22, 1975; Rich King, vs. Northern Illinois, Feb. 18, 1991
Away: 34, Chuck Jura, at Oklahoma State, Jan. 26, 1972; Jerry Fort, at Kansas State, Jan. 17, 1976
Neutral: 42, Eric Piatkowski, vs. Oklahoma, at Kansas City, Mo., March 11, 1994 (B8T)
Half: 24, Jerry Fort, vs. Missouri, Feb. 22, 1975 (2nd); Dave Hoppen, vs. South Dakota, Dec. 1, 1984 (1st)
Losing Effort: 38, Tom Russell, vs. Kansas, Feb. 21, 1962
Freshman: 30, Tyronn Lue, vs. Oregon, Nov. 25, 1995
Sophomore: 33, Fred Hare, at Texas, Dec. 18, 1964; Jerry Fort, vs. Missouri, Feb. 16, 1974
Junior: 40, Jerry Fort, vs. Missouri, Feb. 22, 1975
Senior: 42, Eric Piatkowski, vs. Oklahoma, at Kansas City, Mo., March 11, 1994 (B8T)
Two Players: 65, Eric Piatkowski (42) and Bruce Chubick (23), vs. Oklahoma, at Kansas City, Mo., March 11, 1994 (B8T)
By Opponent: 46, Wilt Chamberlain, at Kansas, Feb. 8, 1958; Joe Scott, at Missouri, March 6, 1961; George Stone, Marshall, March 13, 1967 (NIT)
By Opponent, Half: 28, Jim McKean, Washington State, Dec. 12, 1966
By Opponent, Two Players: 70, George Stone, 46, and Danny D'Antoni, 24, Marshall, March 13, 1967 (NIT)

SEASON

Overall: 704, Dave Hoppen, 1984-85 (30 games)
Conference: 341, Tyronn Lue, 1996-97 (16 games)
Average: 23.5, Dave Hoppen, 1984-85 (704 in 30 games)
Conference Average: 23.0, Dave Hoppen, 1984-85 (322 in 14 games)
Freshman: 445, Dave Hoppen, 1982-83 (32 games)
Consecutive Double-Figure Scoring Games by a Freshman: 8, Jerry Fort, Dec. 16, 1972-Jan. 15, 1973 and Feb. 6-March 6, 1973; Dave Hoppen, Feb. 9-March 5, 1983
Sophomore: 603, Tyronn Lue, 1996-97 (32 games)
Junior: 704, Dave Hoppen, 1984-85 (30 games)
Senior: 646, Eric Piatkowski, 1993-94 (31 games)
20-Point-or-Better Scoring Games: 21, Dave Hoppen, 1984-85
Consecutive 20-Point-or-Better Scoring Games: 10, Dave Hoppen, 1984-85


CAREER

Overall: 2,167, Dave Hoppen, 1983-86 (111 games)
Conference: 1,055, Jerry Fort, 1973-76 (56 games)
Average: 19.5, Dave Hoppen, 1983-86 (2,167 in 111 games)
Conference Average: 20.3, Dave Hoppen, 1983-86 (975 in 48 games)
20-Point-or-Better Scoring Games: 56, Dave Hoppen, 1983-86
Consecutive Games in Double Figures: 84, Dave Hoppen, March 11, 1983-Feb. 1, 1986

FIELD GOALS

GAME

Made: 16, Marvin Stewart, vs. Nevada-Reno, Dec. 14, 1970 (24 attempts)
Conference Made: 15, Jerry Fort, three times



Rich King scored a then-school-record-tying 40 points against Northern Illinois as a senior.

Attempted: 34, by several players
No Misses: 9, Chuck Jura, vs. Iowa, Dec. 5, 1970; Dave Hoppen, vs. Southern Illinois, Nov. 26, 1985; Venson Hamilton vs. Iowa State, Feb. 3, 1996; Mikki Moore at Nevada, March 18, 1997
No Misses, Conference Game: 9, Venson Hamilton vs. Iowa State, Feb. 3, 1996
Consecutive Made (Multiple Games): 13, Mikki Moore, March 12-21, 1997
Opponent Made: 20, George Stone, Marshall, March 13, 1967 (NIT, 38 attempts)
Opponent Attempts: 38, George Stone, Marshall, March 13, 1967 (NIT, 20 made)
Opponent Made, No Misses: 11, Lanny Van Eman, at Wichita State, Dec. 4, 1961

SEASON

Made: 270, Dave Hoppen, 1984-85 (418 attempts)
Conference Made: 132, Jerry Fort, 1974-75 (294 attempts)
Attempted: 508, Jerry Fort, 1974-75 (218 made)
Conference Attempted: 294, Jerry Fort, 1974-75 (132 made)
Percentage*: .672, Larry Cox, 1975-76 (133-198)
Conference Percentage*: .648, Dave Hoppen, 1984-85 (127-196)
Freshman Percentage: .563, Mike Naderer, 1977-78 (63-112)
Consecutive Made: 13, Mikki Moore, March 12-21, 1997
**Minimum 5 attempts per team game*

CAREER

Made: 804, Dave Hoppen, 1983-86 (1,341 attempts)
Conference Made: 438, Jerry Fort, 1973-76 (1,018 attempts)

HUSKER RECORDS

Attempted: 1,793, Jerry Fort, 1973-76 (777 made)
Conference Attempted: 1,018, Jerry Fort, 1973-76 (438 made)
Percentage*: .625, Larry Cox, 1974-76 (270-432)
Conference Percentage:** .619, Larry Cox, 1974-76 (159-257)
**Minimum 400 attempts; **Minimum 200 attempts*

3-POINT FIELD GOALS (SINCE 1987)

GAME

Made: 7, Chris Cresswell, vs. Texas A&M, Dec. 20, 1991 (10 att.)
Conference Made: 6, Eric Piatkowski, vs. Missouri, Jan. 30, 1991 (9 attempts); Jaron Boone, at Kansas St., March 1, 1995 (19 att.)
Attempted: 12, Jamar Johnson, at Oklahoma, March 7, 1992 (5 made); Jaron Boone, at Missouri, Feb. 22, 1995 (4 made)
Percentage*: .833, Brian Carr, at Southern Illinois, Dec. 10, 1986 (5-6); Ray Richardson, vs. Sam Houston State, Jan. 6, 1990 (5-6); Erick Strickland, vs. Missouri, Jan. 30, 1993 (5-6); Jaron Boone, at Colorado, Feb. 8, 1995 (5-6)
Conference Percentage*: .833, Erick Strickland, vs. Missouri, Jan. 30, 1993 (5-6); Jaron Boone, at Colorado, Feb. 8, 1995 (5-6)
Opponent Made: 8, Dave Sieger, at Oklahoma, Feb. 21, 1987 (13 attempts); Randy Rutherford, Oklahoma State, Feb. 1, 1995 (14 attempts); Jeral Brown, Texas A&M, Jan. 11, 1997 (10 att.)
Opponent Attempts: 17, Dominick Young, at Fresno State, March 22, 1996 (5 made)
Opponent Attempts, No Misses: 6, Craig Michaelis, at Miami (Ohio), Nov. 27, 1989
**Minimum 5 attempts*

SEASON

Made: 70, Jaron Boone, 1994-95 (182 attempts)
Conference Made: 41, Jaron Boone, 1994-95 (100 attempts)
Attempted: 182, Jaron Boone, 1994-95 (70 made)
Conference Attempted: 100, Jaron Boone, 1994-95 (41 made)
Percentage*: .456, Clifford Scales, 1990-91 (26-57)
Conference Percentage*: .529, Henry T. Buchanan, 1986-87 (18-34)
Freshman Percentage*: .388, Beau Reid, 1987-88 (26-67)
Consecutive Games 3-Point Goal Scored: 24, Jaron Boone, Dec. 7, 1994-March 5, 1995
**Minimum 1.5 attempts per team game*

CAREER

Made: 202, Eric Piatkowski, 1991-94 (564 attempts)
Conference Made: 103, Eric Piatkowski, 1991-94 (280 attempts)
Attempted: 564, Eric Piatkowski, 1991-94 (202 made)
Conference Attempted: 280, Eric Piatkowski, 1991-94 (103 made)
Percentage: .406, Henry T. Buchanan, 1987-88 (67-165)
Conference Percentage: .463, Henry T. Buchanan, 1987-88 (38-82)

FREE THROWS

GAME

Made: 18, David Ponce, at Creighton, Dec. 4, 1982 (19 attempts)
Conference Made: 16, Tom Russell, vs. Kansas, Feb. 21, 1962 (17 attempts)
Attempted: 21, Rich King, at Wyoming, Jan. 22, 1990 (13 made)
Conference Attempted: 20, Bill Johnson, vs. Missouri, Jan. 21, 1953 (13 made)
No Misses: 15, Jack Moore, vs. Oklahoma State, Feb. 10, 1982
Opponent Made: 18, Wilt Chamberlain, at Kansas, Feb. 8, 1958 (23 attempts)

Opponent Attempted: 23, Wilt Chamberlain, at Kansas, Feb. 8, 1958 (18 made)
Opponent Made, No Misses: 15, John Crawford, Iowa State, at Kansas City, Mo., Dec. 29, 1956 (Big Seven Holiday Tournament)

SEASON

Made: 184, Jack Moore, 1979-80 (211 attempts)
Conference Made: 84, Stuart Lantz, 1967-68 (112 attempts)
Attempted: 212, Bill Johnson, 1953-54 (122 made)
Conference Attempted: 112, Stuart Lantz, 1967-68 (84 made)
Percentage*: .939, Jack Moore, 1981-82 (123-131)
Conference Percentage*: .938, Jack Moore, 1981-82 (60-64)
Freshman Percentage*: .837, Eric Piatkowski, 1990-91 (72-86)
Consecutive Made: 39, Jack Moore, Jan. 27-Feb. 15, 1982
**Minimum 2 attempts per team game*

CAREER

Made: 559, Dave Hoppen, 1983-86 (724 attempts)
Conference Made: 267, Dave Hoppen, 1983-86 (338 attempts)
Attempted: 724, Dave Hoppen, 1983-86 (559 made)
Conference Attempted: 338, Dave Hoppen, 1983-86 (267 made)
Percentage*: .901, Jack Moore, 1979-82 (446-495)
Conference Percentage*: .877, Jack Moore, 1979-82 (185-211)
**Minimum 200 attempts*

REBOUNDS

GAME

Rebounds: 26, Bill Johnson, vs. Iowa State, Jan. 4, 1954
Half: 15, Carl McPipe, vs. California-Davis, Dec. 16, 1977 (1st)
Two Players: 39, Leroy Chalk (20) and Chuck Jura (19), vs. Colorado, March 6, 1971
Opponent: 24, Bill Bridges, Kansas, twice; Andy Hopson, at Oklahoma State, Jan. 26, 1974
Opponent Two Players: 39, Dave DeBusschere, 23, and Charlie North, 16, at Detroit, Dec. 17, 1960

SEASON

Overall: 305, Chuck Jura, 1971-72 (26 games)
Conference: 159, Chuck Jura, 1971-72 (14 games)
Freshman: 161, Dave Hoppen, 1982-83 (32 games)
Average: 11.7, Chuck Jura, 1971-72 (305 in 26 games)
Conference Average: 11.4, Chuck Jura, 1971-72 (159 in 14 games)

CAREER

Overall: 782, Leroy Chalk, 1969-71 (76 games)
Conference: 442, Leroy Chalk, 1969-71 (42 games)
Average: 10.4, Rex Ekwall, 1955-57 (679 in 65 games)
Conference Average: 10.5, Leroy Chalk, 1969-71 (442 in 42 games)

ASSISTS (SINCE 1974)

GAME

Assists: 18, Brian Carr, at Evansville, Jan. 3, 1985
Conference*: 13, Brian Carr, vs. Missouri, Jan. 28, 1987
Half: 10, Brian Carr, at Evansville, Jan. 3, 1985 (2nd)
Opponent: 18, Tom Kivisto, Kansas, at Kansas City, Mo., Dec. 29, 1973 (Big Eight Holiday Tournament)
**Note: Carr had 14 assists at Kansas in a Big Eight Tournament game, March 5, 1985*

SEASON

Assists: 237, Brian Carr, 1984-85 (30 games)
 Conference: 113, Brian Carr, 1984-85 (14 games)
 Freshman: 144, Tyronn Lue, 1995-96 (35 games)
 Average: 7.90, Brian Carr, 1984-85 (237 in 30 games)
 Conference Average: 8.10, Brian Carr, 1984-85 (113 in 14 games)


CAREER

Assists: 682, Brian Carr, 1984-87 (123 games)
 Conference: 297, Brian Carr, 1984-87 (56 games)
 Average: 5.54, Brian Carr, 1984-87 (682 in 123 games)
 Conference Average: 5.30, Brian Carr, 1984-87 (297 in 56 games)

STEALS (SINCE 1978)

GAME

Steals: 8, Greg Downing, vs. Missouri-Kansas City, Dec. 8, 1982
 Conference: 7, Erick Strickland, vs. Oklahoma, Feb. 5, 1995
 Opponent: 8, Alvin Robertson, at Arkansas, Jan. 3, 1983
 8, Dominick Young, at Fresno State, March 22, 1996



Derrick Chandler blocked 144 shots during his two-year career. He holds the NU single-season blocked shots record with 91 rejections in 1991-92.

SEASON

Steals: 89, Erick Strickland, 1994-95 (31 games)
 Conference: 41, Cookie Belcher, 1996-97 (16 games)
 Freshman: 87, Cookie Belcher, 1996-97 (33 games)

CAREER

Steals: 257, Erick Strickland, 1993-96 (127 games)
 Conference: 107, Erick Strickland, 1993-96 (56 games)

BLOCKED SHOTS (SINCE 1978)

GAME

Blocks: 9, Mikki Moore vs. Coppin State, Dec. 6, 1996
 Conference: 7; Rich King, at Oklahoma State, Jan. 20, 1990
 Opponent: 8, Walter Downing, DePaul, March 28, 1983 (NIT)

SEASON

Blocks: 91, Derrick Chandler, 1991-92 (29 games)
 Conference: 37, Derrick Chandler, 1991-92 (14 games)
 Freshman: 39, Venson Hamilton, 1995-96 (32 games)

CAREER

Blocks: 236, Mikki Moore, 1994-97 (113 games)
 Conference: 88, Mikki Moore, 1994-97 (50 games)

SERVICE

GAME

Minutes Played: 60, Jack Moore and Andre Smith, vs. Alabama-Birmingham, Dec. 22, 1979 (4OT)

SEASON

Games Played: 35, Terrance Badgett, Bernard Garner, Tyronn Lue, Mikki Moore, Erick Strickland, 1995-96
 Games Started: 34, Beau Reid, Clifford Scales, 1990-91; Jaron Boone, Bernard Garner, Tyronn Lue, Erick Strickland, 1995-96
 Minutes Played: 1,155, Dave Hoppen, 1984-85 (30 games)
 Conference Minutes Played: 614, Tyronn Lue, 1996-97 (16 games)
 Minutes Played Per Game: 38.5, Dave Hoppen, 1984-85 (1,155 in 30 games)
 Conference Minutes Played Per Game: 39.1, Dave Hoppen, 1984-85 (548 in 14 games)

CAREER

Games Played: 127, Terrance Badgett, Jaron Boone, Erick Strickland, 1993-96
 Consecutive Games Played: 123, Brian Carr, 1984-87
 Games Started: 111, Dave Hoppen, 1983-86 (111 games)
 Consecutive Games Started: 111, Dave Hoppen, 1983-86
 Minutes Played: 3,739, Brian Carr, 1984-87 (123 games)
 Conference Minutes Played: 1,672, Brian Carr, 1984-87 (56 games)
 Minutes Played Per Game, Four-Year Career: 33.4, Dave Hoppen, 1983-86 (3,711 in 111 games)
 Minutes Played Per Game, Three-Year Career: 34.5, Andre Smith, 1979-81 (2,901 in 84 games; minutes not available for Smith's freshman year, 1978)
 Minutes Played Per Game, Two-Year Career: 33.3, Stan Cloudy, 1983-84 (2,066 in 62 games)
 Conference Minutes Played Per Game: 34.7, Dave Hoppen, 1983-86 (1,665 in 48 games)

NEBRASKA TEAM GAME & SEASON RECORDS

POINTS

GAME

Overall: 117, vs. Oklahoma (113), at Kansas City, Mo., March 8, 1991 (OT, B8T); vs. Harvard (79), Dec. 1, 1989
Conference: 111, at Oklahoma (99), Jan. 26, 1991; at Oklahoma (115), Feb. 14, 1994 (OT)
Home Court: 117, vs. Harvard (79), Dec. 1, 1989
Opponent's Court: 111, at Oklahoma (99), Jan. 26, 1991; at Oklahoma (115), Feb. 14, 1994 (OT)
Neutral Court: 117, vs. Oklahoma (113), at Kansas City, Mo., March 8, 1991 (OT, B8T)
First Half: 64, vs. Tennessee Tech, Dec. 14, 1990
Second Half: 66, vs. Oklahoma, Feb. 16, 1991
Both Teams: 230, at Oklahoma (133), Nebraska (97), Feb. 21, 1987; Nebraska (117), Oklahoma (113), at Kansas City, Mo., March 8, 1991 (OT, B8T)
Losing Effort: 111, at Oklahoma (115), Feb. 14, 1994 (OT)
Margin of Victory: 74, Nebraska (82), at Crete (8), Jan. 4, 1907
Margin of Defeat: 56, at Kansas (102), Nebraska (46), Feb. 8, 1958
Players Scoring in Double Figures: 8, Tony Farmer (22), Carl Hayes (16), Beau Reid (14), Rich King (12), Jose Ramos (12), Eric Piatkowski (11), Keith Moody (11), Clifford Scales (10) at Oklahoma, Jan. 26, 1991; 8, Erick Strickland (21), Jaron Boone (17), Mikki Moore (12), Chris Sallee (12), Tom Wald (11), Melvin Brooks (10), Terrance Badgett (10), Chester Surles (10) vs. Appalachian State, Dec. 31, 1994
Opponent: 133, at Oklahoma (NU 97), Feb. 21, 1987
Opponent, Half: 70, at Oklahoma, Feb. 21, 1987 (2nd)

SEASON

Overall: 2,977, 1990-91 (34 games)
Conference: 1,219, 1993-94 (14 games)
Average: 87.6, 1990-91 (2,977 in 34 games)
Conference Average: 87.1, 1993-94 (1,219 in 14 games)
Opponent: 2,672, 1990-91 (34 games)
Opponent, Conference: 1,297, 1989-90 (14 games)
Opponent Average: 86.1, 1989-90 (2,410 points in 28 games)
Opponent Conference Average: 92.6, 1989-90 (1,297 in 14 games)
NU 100-Point Games: 7, 1990-91
Opponent 100-Point Games: 6, 1989-90

FIELD GOALS

GAME

Made: 51, vs. Nevada-Reno, Dec. 14, 1970 (81 attempts)
Conference Made: 44, vs. Missouri, Jan. 28, 1967 (86 attempts)
Attempted: 97, vs. Fullerton State, Dec. 4, 1967 (41 made)
Conference Attempted: 83, vs. Oklahoma, Jan. 25, 1992 (28 made)
Percentage: .750, vs. Nebraska-Omaha, Jan. 25, 1988 (42-56)
Conference Percentage: .679, at Kansas, Feb. 5, 1980 (19-28)
Half Percentage: .840, vs. Nebraska-Omaha, Jan. 25, 1988 (1st, 21-25)
Conference Half Percentage: .833, vs. Iowa State, Feb. 21, 1985 (15-18, 2nd)
Opponent Made: 50, at Oklahoma, Feb. 21, 1987 (88 attempts)
Opponent Attempted: 91, three times, most recently at Southern Utah, Nov. 30, 1991 (39 made)
Opponent Percentage: .771, Kansas State, at Lincoln, Neb., Feb. 3, 1982 (27-35)
Opponent Half Percentage: .857, Kansas State, at Lincoln, Neb., Feb. 3, 1982 (12-14, 1st)

SEASON

Made: 1,081, 1990-91 (2,185 attempts)
Conference Made: 433, 1996-97 (950 attempts)
Attempted: 2,185, 1990-91 (1,081 made)
Conference Attempted: 958, 1965-66 (423 made)
Percentage: .514, 1983-84 (786-1,529)
Conference Percentage: .511, 1982-83 (346-677)
Opponent Percentage: .521, 1979-80 (856-1,644)
Opponent Conference Percentage: .530, 1979-80 (366-694)

3-POINT FIELD GOALS

GAME

Made: 14, at Oklahoma, March 7, 1992 (36 attempts)
Attempted: 36, at Oklahoma, March 7, 1992 (14 made)
Percentage*: .667, vs. Chicago State, Jan. 16, 1990 (8-12)
Conference Percentage*: .600, at Oklahoma, Feb. 21, 1987 (8-13); vs. Kansas State, Feb. 3, 1990 (6-10)
Opponent Made: 17, at Oklahoma, Feb. 21, 1987 (27 attempts)
Opponent Attempted: 35, Eastern Washington, at Lincoln, Neb., Dec. 21, 1991 (8 made); Appalachian State, at Lincoln, Neb., Dec. 19, 1992 (9 made)
Opponent Percentage*: .765, at Kansas State, Jan. 10, 1987 (13-17)
**Minimum 10 attempts*

SEASON

Made: 194, 1993-94 (564 attempts)
Conference Made: 97, 1993-94 (275 attempts)
Attempted: 564, 1993-94 (194 made)
Conference Attempted: 275, 1993-94 (97 made)
Percentage: .369, 1986-87 (120-325)
Conference Percentage: .413, 1986-87 (52-126)
Opponent Percentage: .423, 1986-87 (143-338)
Opponent Conference Percentage: .500, 1986-87 (59-118)

FREE THROWS

GAME

Made: 43, vs. Texas, Jan. 3, 1996 (59 att.)
Attempted: 60, vs. Kansas State, Jan. 11, 1954 (36 made)
No Misses: 17, at Oklahoma State, Jan. 31, 1979
No Misses, Half: 17, vs. Oklahoma, at Kansas City, Mo., March 8, 1991 (1st, B8T)
Consecutive Made: 25 vs. Oklahoma, at Kansas City, Mo., Dec. 28, 1967
Opponent Made: 44, Oklahoma State, at Lincoln, Neb., Feb. 14, 1990 (52 attempts)
Opponent Attempted: 52, Oklahoma State, at Lincoln, Neb., Feb. 14, 1990 (44 made)
Opponent No Misses: 16, at Kansas State, Jan. 26, 1980

SEASON

Made: 690, 1990-91 (981 attempts)
Conference Made: 301, 1990-91 (417 attempts.)
Attempted: 981, 1990-91 (690 made)
Conference Attempted: 417, 1990-91 (301 made)
Percentage: .765, 1967-68 (504-659)
Conference Percentage: .782, 258-330, 1993-94 (258-330)
Consecutive Made: 34, 1985-86 (last 13 at Oklahoma, Jan. 29; first 21 at Colorado, Feb. 1)
Opponent Percentage: .750, 1979-80 (389-519)
Opponent Conference Percentage: .800, 1979-80 (179-212)



REBOUNDS

GAME

Rebounds: 77, vs. Kansas State, Feb. 18, 1957
Opponent: 77, at Kansas, Feb. 23, 1957

SEASON

Rebounds: 1,454, 1990-91 (34 games)
Conference: 655, 1959-60 (14 games)
Average: 48.8, 1959-60 (1,170 in 24 games)
Conference Average: 46.8, 1959-60 (655 in 14 games)
Highest Margin: +6.6, 1990-91 (42.8-36.2)
Highest Rebound Percentage: .542, 1990-91 (1,454-1,230)
Opponent Average: 49.6, 1959-60 (1,191 in 24 games)

ASSISTS (SINCE 1974)

GAME

Assists: 36, vs. Montana State, Dec. 23, 1977
Conference: 31, vs. Iowa State, Feb. 4, 1973
Opponent: 36, at Oklahoma, Feb. 21, 1987

SEASON

Assists: 696, 1990-91 (34 games)
Conference: 289, 1984-85 (14 games)
Average: 20.5, 1984-85 (615 in 30 games)
Conference Average: 20.6, 1984-85 (289 in 14 games)
Opponent: 579, 1990-91 (34 games)
Opponent Conference: 309, 1989-90 (14 games)

TURNOVERS (SINCE 1978)

GAME

Fewest: 4, vs. Pacific (Calif.), at Las Cruces, N.M., Dec. 19, 1975;
vs. Kansas State, Feb. 3, 1982; vs. Oklahoma, Feb. 2, 1983
Most: 30, at Iowa State, Jan. 20, 1988; at Ohio State, Dec.
14, 1988; vs. Texas, Jan. 3, 1996
Fewest by Opponent: 4, at Evansville, Jan. 3, 1985; by Western
Kentucky, March 14, 1986 (NCAA Tournament)
Most by Opponent: 35, Denver, at Lincoln, Neb., Nov. 26, 1982

SEASON

Fewest: 302, 1981-82 (28 games)
Fewest Conference: 132, 1981-82 (14 games)
Most: 627, 1995-96 (35 games)
Most Conference: 294, 1991-92 (14 games)
Fewest Per Game: 16.8, 1981-82 (302 in 29 games)
Most Per Game: 18.5, 1987-88 (575 in 31 games)
Fewest Opponent: 363, 1985-86 (30 games)
Fewest Opponent Conference: 168, 1984-85 (14 games)
Most Opponent: 618, 1990-91 (34 games)
Most Opponent Conference: 251, 1990-91 (14 games)

BLOCKED SHOTS (SINCE 1978)

GAME

Most: 15, vs. Coppin State, Dec. 6, 1996
Conference: 11, vs. Kansas State, Jan. 12, 1995
Opponent: 13, vs. Kansas State, Jan. 15, 1997

SEASON

Most: 202, 1996-97 (33 games)
Conference: 85, 1996-97 (16 games)
Opponent: 141, 1996-97 (33 games)
Opponent Conference: 88, 1996-97 (16 games)

STEALS (SINCE 1978)

GAME

Steals: 22 vs. Florida A&M, Dec. 20, 1993
Conference: 18, vs. Kansas State, Jan. 15, 1997
Opponent: 20, at Oklahoma, Jan. 14, 1993

SEASON

Steals: 315, 1990-91 (34 games)
Conference: 146, 1996-97 (16 games)
Opponent: 327, 1995-96 (35 games)
Opponent Conference: 165, 1991-92 (14 games)

GAMES

SEASON

Played: 35, 1995-96 (21-14)
Victories: 26, 1990-91 (8 losses)
Conference Victories: 12, 1915-16 (12-0); 1965-66 (12-2)
Home Victories: 17, 1982-83 (1 loss)
Road Victories: 12, 1990-91 (7 losses)
Percentage: .933, 1911-12 (14-1)
Conference Percentage: 1.000, 1911-12 (8-0); 1912-13 (10-0);
1913-14 (7-0); 1915-16 (12-0)
Losses: 19, 1962-63 (6 wins)
Conference Losses: 13, 1962-63 (1 win)
Home Losses: 9, 1931-32 (1 win); 1962-63 (4 wins)
Road Losses: 13, 1951-52 (0 wins); 1963-64 (1 win)
Overtimes: 4, 1955-56 (won 3), 1979-80 (won 3), 1986-87 (won 4),
1996-97 (won 2)
Overtimes, Game: 4, Nebraska 92, Alabama-Birmingham 84,
at Lincoln, Neb., Dec. 22, 1979

WIN/LOSS STREAKS

NEBRASKA DOUBLE-FIGURE WINNING STREAKS

Season	Win Streak	Date Started	Date Ended
1. 1990-91	14 games	11-28-90	1-22-91
1911-12/12-13	14 games	1-27-12	1-25-13
3. 1919-20/20-21	13 games	2-6-20	1-3-21
1897-98/1900-01	13 games	2-22-98	1901*
5. 1912-13	12 games	1-31-13	3-12-13
6. 1993-94	11 games	12-3-93	1-19-94
1905-06/06-07	11 games	2-25-06	2-15-07
8. 1994-95	10 games	11-27-94	1-4-95
1977-78	10 games	12-2-77	12-29-77

Consecutive Conference Victories: 29, all eight in 1911-12, all 10 in 1912-13, all seven in 1913-14, first four in 1914-15 (ended at Kansas, 43-18, Jan. 22, 1915)

Consecutive Home Victories: 20, all 11 games in 1965-66, first nine games in 1966-67 (ended by Kansas, 64-57, March 4, 1967)

Consecutive Home Conference Victories: 15, all four games in 1911-12, all five games in 1912-13, all four games in 1913-14, first two games in 1914-15 (ended by Drake, 20-19, Feb. 19, 1915)

Consecutive Losses: 13, final 6 games of 1931-32, first seven games of 1932-33 (ended vs. Kansas State, 31-25, Jan. 14, 1933)

Consecutive Conference Losses: 12, last six in 1943-44, first six in 1944-45 (ended vs. Kansas, 59-45, Feb. 10, 1945)

Consecutive Home Losses: 7, games five through 11 in 1962-63 (ended vs. Oklahoma State, 49-48, Feb. 25, 1963)

Consecutive Home Conference Losses: 9, last four games of 1961-62, first five of games of 1962-63 (ended vs. Oklahoma State, 49-48, Feb. 25, 1963)

SINGLE-SEASON INDIVIDUAL LEADERS

POINTS SCORED

1. Dave Hoppen (1985)	704
2. Eric Piatkowski (1994)	646
3. Tyronn Lue (1997)	603
4. Andre Smith (1980)	600
5. Dave Hoppen (1984)	598
6. Jaron Boone (1995)	559
7. Marvin Stewart (1971)	556
8. Chuck Jura (1972)	551
9. Rich King (1991)	526
10. Jerry Fort (1975)	525

SCORING AVERAGE

(MINIMUM 400 POINTS)

<u>Name</u>	<u>G</u>	<u>PTS</u>	<u>AVG</u>
1. Dave Hoppen (1985)	30	704	23.5
2. Eric Piatkowski (1994)	30	646	21.5
3. Marvin Stewart (1971)	26	556	21.4
4. Chuck Jura (1972)	26	551	21.2
5. Jerry Fort (1975)	26	525	20.2
6. Dave Hoppen (1984)	30	598	19.9
7. Andre Smith (1980)	31	600	19.4
8. Stuart Lantz (1968)	25	482	19.3
9. Stuart Lantz (1967)	25	481	19.2
10. Jerry Fort (1976)	27	513	19.0

Note: Dave Hoppen averaged 22.1 points per game in 1986, but played in 19 games, less than three-fourths of his team's 30 games.

FIELD GOALS MADE

1. Dave Hoppen (1985)	270
2. Andre Smith (1980)	237
3. Eric Piatkowski (1994)	226
4. Chuck Jura (1972)	220
Dave Hoppen (1984)	220
6. Jerry Fort (1975)	218
7. Marvin Stewart (1971)	215
Tyronn Lue (1997)	215
9. Jerry Fort (1974)	207
10. Rich King (1991)	202

FIELD GOALS ATTEMPTED

1. Jerry Fort (1975)	508
2. Jim Buchanan (1952)	484
Jerry Fort (1974)	484
4. Tyronn Lue (1997)	476
5. Eric Piatkowski (1994)	456
6. Jaron Boone (1995)	455
7. Jerry Fort (1976)	452
8. Marvin Stewart (1971)	426
9. Dave Hoppen (1985)	418
10. Tom Baack (1968)	412

FIELD GOAL PERCENTAGE

(MINIMUM 5 ATT. PER TEAM GAME)

	<u>FG-FGA</u>	<u>Pct.</u>
1. Larry Cox (1976)	133-198	.672
2. Dave Hoppen (1985)	270-418	.646
3. Dave Hoppen (1986)	151-245	.616

4. Andre Smith (1980)	237-388	.611
5. Dave Hoppen (1984)	220-367	.599
6. Chuck Jura (1971)	181-306	.592
7. Pete Manning (1988)	111-188	.590
8. Andre Smith (1981)	185-314	.5892
9. Larry Cox (1975)	93-158	.5886
10. Mikki Moore (1997)	144-247	.583

3-POINT FIELD GOALS MADE

1. Jaron Boone (1995)	70
2. Eric Piatkowski (1994)	63
3. Chris Cresswell (1992)	59
Jaron Boone (1996)	59
5. Brian Carr (1987)	58
6. Ray Richardson (1989)	57
7. Erick Strickland (1995)	54
8. Erick Strickland (1996)	52
9. Ray Richardson (1990)	48
Eric Piatkowski (1993)	48

3-POINT FIELD GOALS ATTEMPTED

1. Jaron Boone (1995)	182
2. Eric Piatkowski (1994)	172
3. Jaron Boone (1996)	167
4. Erick Strickland (1995)	160
5. Brian Carr (1987)	157
6. Erick Strickland (1996)	148
7. Chris Cresswell (1992)	147
8. Ray Richardson (1989)	145
9. Tyronn Lue (1997)	137
10. Eric Piatkowski (1992)	136

3-POINT PERCENTAGE

(MINIMUM 25 MADE)

	<u>3FG-Att.</u>	<u>Pct.</u>
1. Clifford Scales (1991)	26-57	.456
2. Henry T. Buchanan (1987)	28-62	.452
3. Jamar Johnson (1992)	39-95	.411
4. Chris Cresswell (1992)	59-147	.401
5. Cookie Belcher (1997)	30-76	.395
6. Ray Richardson (1989)	57-145	.393
7. Jaron Boone (1995)	70-182	.385
8. Beau Reid (1988)	26-67	.388
9. Chris Cresswell (1990)	37-97	.381
10. Eric Piatkowski (1993)	48-129	.372

FREE THROWS MADE

1. Jack Moore (1980)	184
2. Dave Hoppen (1985)	164
3. Dave Hoppen (1984)	158
4. Bob Gratopp (1969)	141
5. Tom Russell (1962)	140
6. Tony Farmer (1991)	137
7. Herschell Turner (1959)	136
Stuart Lantz (1968)	136
9. Eric Piatkowski (1994)	131
10. Marvin Stewart (1971)	126
Andre Smith (1980)	126
Tyronn Lue (1997)	126

FREE THROWS ATTEMPTED

1. Bill Johnson (1954).....	212
2. Jack Moore (1980).....	211
3. Dave Hoppen (1985).....	210
4. Dave Hoppen (1984).....	208
5. Tony Farmer (1991).....	197
6. Andre Smith (1980).....	189
7. Herschell Turner (1959).....	183
8. Tom Russell (1962).....	182
Stuart Lantz (1968).....	182
10. Chuck Jura (1972).....	181

FREE THROW PERCENTAGE (MINIMUM 2 ATT. PER TEAM GAME)

	<u>FT-FTA</u>	<u>Pct.</u>
1. Jack Moore (1982).....	123-131	.939
2. Jack Moore (1981).....	118-128	.922
3. Jack Moore (1980).....	184-211	.872
4. David Ponce (1984).....	67-77	.870
5. Kent Reckewey (1973).....	35-41	.854
6. Tom Baack (1966).....	92-108	.852
7. Brian Carr (1986).....	79-93	.849
8. Jeff Rekeweg (1988).....	74-88	.841
Jamar Johnson (1992).....	53-63	.841
10. Clifford Scales (1990).....	84-100	.840

REBOUNDS

1. Chuck Jura (1972).....	305
2. Leroy Chalk (1971).....	290
3. Rich King (1991).....	274
4. Venson Hamilton (1997)	269
5. Dave Hoppen (1985).....	258
6. Leroy Chalk (1969).....	257
7. Derrick Chandler (1993).....	252
8. Andre Smith (1980).....	251
Tony Farmer (1991).....	251
10. Mikki Moore (1997).....	245

REBOUND AVERAGE (MINIMUM 175 REBOUNDS)

	<u>G</u>	<u>REB</u>	<u>Avg.</u>
1. Chuck Jura (1972).....	26	305	11.7
2. Rex Ekwall (1955).....	21	241	11.5
3. Bill Johnson (1954).....	21	236	11.2
4. Leroy Chalk (1971).....	26	290	11.1
5. Rex Ekwall (1956).....	21	224	10.7
6. Leroy Chalk (1969).....	26	257	9.9
7. Leroy Chalk (1970).....	24	235	9.8
Herschell Turner (1959).....	25	244	9.8
9. Tom Russell (1961).....	24	232	9.7
10. Bill Johnson (1953).....	20	188	9.4

ASSISTS

1. Brian Carr (1985).....	237
2. Brian Carr (1986).....	201
3. Brian Carr (1987).....	166
4. Jack Moore (1980).....	145
5. Tyronn Lue (1996)	144
6. Tyronn Lue (1997)	136
7. Eric Johnson (1989).....	135
Beau Reid (1989).....	135
9. Jaron Boone (1996).....	134
10. Erick Strickland (1995).....	133

ASSISTS PER GAME (MINIMUM 100 ASSISTS)

	<u>G</u>	<u>AST</u>	<u>APG</u>
1. Brian Carr (1985).....	30	237	7.90
2. Brian Carr (1986).....	30	201	6.70
3. Brian Carr (1987).....	33	166	5.03
4. Jack Moore (1980).....	31	145	4.68
5. Jamar Johnson (1992).....	28	130	4.64
6. Jamar Johnson (1994).....	28	123	4.39
7. Erick Strickland (1995).....	31	133	4.29
8. Tyronn Lue (1997)	32	136	4.25
9. Clifford Scales (1990).....	28	110	4.23
10. Eric Johnson (1989).....	32	135	4.22
Beau Reid (1989).....	32	135	4.22

STEALS

1. Erick Strickland (1995).....	89
2. Cookie Belcher (1997)	87
3. Eric Johnson (1989).....	68
4. Brian Carr (1987).....	67
5. Clifford Scales (1991).....	64
6. Erick Strickland (1996).....	61
7. Eric Johnson (1988).....	60
Erick Strickland (1994).....	60
9. Carl Hayes (1991).....	54
10. Jamar Johnson (1993).....	52

BLOCKED SHOTS

1. Derrick Chandler (1992).....	91
2. Mikki Moore (1997).....	88
3. Mikki Moore (1996).....	71
4. Rich King (1991).....	68
5. Mikki Moore (1995).....	67
6. Venson Hamilton (1997)	56
7. Derrick Chandler (1993).....	53
8. Rich King (1989).....	50
9. Rich King (1990).....	45
10. Venson Hamilton (1996).....	39

MINUTES PLAYED

1. Dave Hoppen (1985).....	1,155
2. Tyronn Lue (1997)	1,150
3. Jack Moore (1980).....	1,143
4. Andre Smith (1980).....	1,141
5. Brian Carr (1985).....	1,120
6. Jaron Boone (1996).....	1,105
7. Erick Strickland (1996).....	1,087
8. Brian Carr (1987).....	1,065
9. Brian Carr (1986).....	1,063
10. Dave Hoppen (1984).....	1,058

HUSKER CAREER LEADERS

POINTS

1. Dave Hoppen (1983-86)	2,167
2. Eric Piatkowski (1991-94)	1,934
3. Jerry Fort (1973-76)	1,882
4. Andre Smith (1978-81)	1,717
5. Jaron Boone (1993-96)	1,609
6. Erick Strickland (1993-96)	1,586
7. Rich King (1988-91)	1,475
8. Carl McPipe (1976-79)	1,300
9. Tom Baack (1966-68)	1,299
10. Stuart Lantz (1966-68)	1,269
11. Chuck Jura (1970-72)	1,255
12. Jack Moore (1979-82)	1,204
13. Brian Carr (1984-87)	1,182
14. Brian Banks (1976-79)	1,150
15. Marvin Stewart (1969-71)	1,138
16. Clifford Scales (1988-91)	1,136
Carl Hayes (1990-92)	1,136
18. Herschell Turner (1958-60)	1,056

SCORING AVERAGE (MINIMUM 675 POINTS)

	<u>G</u>	<u>PTS</u>	<u>AVG</u>
1. Dave Hoppen (1983-86)	111	2,167	19.5
2. Jerry Fort (1973-76)	105	1,882	17.9
3. Tom Baack (1966-68)	75	1,299	17.3
4. Marvin Stewart (1969-71)	75	1,138	17.2
5. Stuart Lantz (1969-71)	75	1,269	16.9
6. Chuck Jura (1970-72)	77	1,255	16.3
7. Eric Piatkowski (1991-94)	123	1,934	15.7
8. Andre Smith (1978-81)	114	1,717	15.1
9. Herschell Turner (1958-60)	72	1,056	14.7
10. Tom Russell (1961-62)	49	712	14.5

FIELD GOALS MADE

1. Dave Hoppen (1983-86)	804
2. Jerry Fort (1973-76)	777
3. Eric Piatkowski (1991-94)	676
4. Andre Smith (1978-81)	673
5. Jaron Boone (1993-96)	575
6. Rich King (1988-91)	564
7. Carl McPipe (1976-79)	546
8. Erick Strickland (1993-96)	535
9. Tom Baack (1966-68)	526
10. Chuck Jura (1970-72)	500

FIELD GOALS ATTEMPTED

1. Jerry Fort (1973-76)	1,793
2. Eric Piatkowski (1991-94)	1,436
3. Dave Hoppen (1983-86)	1,341
4. Jaron Boone (1993-96)	1,327
5. Erick Strickland (1993-96)	1,219
6. Andre Smith (1978-81)	1,148
7. Tom Baack (1966-68)	1,138
8. Carl McPipe (1976-79)	1,126
9. Claude Retherford (1947-49)	1,090
10. Stuart Lantz (1966-68)	1,007

FIELD GOAL PERCENTAGE (MINIMUM 400 ATTEMPTS)

	<u>FG-FGA</u>	<u>Pct.</u>
1. Larry Cox (1974-76)	270-432	.625
2. Dave Hoppen (1983-86)	804-1,341	.600
3. Andre Smith (1978-81)	673-1,148	.586
4. Rich King (1988-91)	564-1,000	.564
5. Bruce Chubick (1991-94)	303-540	.561
6. Mikki Moore (1994-97)	274-676	.553
7. Chuck Jura (1970-72)	500-910	.549
Bernard Day (1985-86)	309-567	.545
8. Pete Manning (1988-89)	242-446	.543
10. R. van Poelgeest (1987-90)	250-472	.530

3-POINT FIELD GOALS MADE

1. Eric Piatkowski (1991-94)	202
2. Jaron Boone (1993-96)	181
3. Erick Strickland (1993-96)	179
4. Ray Richardson (1989-90)	105
5. Chris Cresswell (1990-92)	103
6. Jamar Johnson (1992-94)	95
7. Beau Reid (1988-91)	86
8. Henry T. Buchanan (1987-88)	67
Tyronn Lue (1996-present)	67
10. Brian Carr (1984-87)	58

3-POINT FIELD GOALS ATTEMPTED

1. Eric Piatkowski (1991-94)	564
2. Erick Strickland (1993-96)	512
3. Jaron Boone (1993-96)	501
4. Ray Richardson (1989-90)	278
5. Jamar Johnson (1992-94)	264
6. Chris Cresswell (1990-92)	261
7. Beau Reid (1988-91)	242
8. Tyronn Lue (1996-present)	196
9. Henry T. Buchanan (1987-88)	165
10. Brian Carr (1984-87)	157

3-POINT FIELD GOAL PERCENTAGE (MINIMUM 90 ATTEMPTS)

	<u>3FG</u>	<u>3PA</u>	<u>Pct.</u>
1. Clifford Scales (1988-91)	45	110	.409
2. Henry T. Buchanan (1987-88)	67	165	.406
3. Chris Cresswell (1990-92)	103	261	.395
4. Ray Richardson (1989-90)	105	278	.378
5. Brian Carr (1984-87)	58	157	.369
6. Jaron Boone (1993-96)	181	501	.361
7. Jamar Johnson (1992-94)	95	264	.360
8. Eric Piatkowski (1991-94)	202	564	.358
9. Beau Reid (1988-91)	86	242	.355
10. Erick Strickland (1993-96)	179	512	.350

FREE THROWS MADE

1. Dave Hoppen (1983-86)	559
2. Jack Moore (1979-82)	446
3. Eric Piatkowski (1991-94)	380
4. Andre Smith (1978-81)	371
5. Rich King (1988-91)	345
6. Erick Strickland (1993-96)	337
7. Jerry Fort (1973-76)	328
8. Bob Gratopp (1968-70)	316
9. Herschell Turner (1958-60)	314
10. Stuart Lantz (1966-68)	293



FREE THROW ATTEMPTS

1. Dave Hoppen (1983-86)	724
2. Andre Smith (1978-81)	562
3. Rich King (1988-91)	510
4. Jack Moore (1979-82)	495
5. Eric Piatkowski (1991-94)	489
6. Jerry Fort (1973-76)	486
7. Bill Johnson (1952-54)	484
8. Herschell Turner (1958-60)	474
9. Erick Strickland (1993-96)	434
10. Chuck Jura (1970-72)	427

FREE THROW PERCENTAGE

(MINIMUM 200 ATTEMPTS)

	<u>FT-FTA</u>	<u>Pct.</u>
1. Jack Moore (1979-82)	446-495	.901
2. Tom Baack (1966-68)	247-297	.832
3. Brian Carr (1984-87)	230-287	.801
4. Bob Gratopp (1968-70)	316-400	.790
Jamar Johnson (1992-94)	166-210	.790
6. Eric Piatkowski (1991-94)	380-489	.777
7. Erick Strickland (1993-96)	337-434	.776
8. Dave Hoppen (1983-86)	559-724	.772
9. Clifford Scales (1988-91)	209-272	.768
10. Tyronn Lue (1996-present)	192-251	.765

REBOUNDS (SINCE 1952)

1. Leroy Chalk (1969-71)	782
2. Dave Hoppen (1983-86)	773
3. Rich King (1988-91)	761
4. Andre Smith (1978-81)	753
5. Chuck Jura (1970-72)	740
6. Carl McPipe (1976-79)	723
7. Rex Ekwall (1955-57)	679
8. Eric Piatkowski (1991-94)	664
9. Mikki Moore (1994-97)	661
10. Bob Siegel (1974-77)	632

REBOUND AVERAGE (MINIMUM 400 REBOUNDS)

	<u>G</u>	<u>REB</u>	<u>AVG</u>
1. Rex Ekwall (1955-57)	65	679	10.4
2. Leroy Chalk (1969-71)	76	782	10.3
3. Chuck Jura (1970-72)	77	740	9.6
4. Bill Johnson (1952-54)	65	569	9.5
5. Tom Russell (1961-62)	49	432	8.8
6. Herschell Turner (1958-60)	72	626	8.7
7. Derrick Chandler (1992-93)	60	490	8.2
8. Stuart Lantz (1966-68)	75	571	7.6
9. Albert Maxey (1959-60)	49	351	7.2
Don Smidt (1956-58)	68	488	7.2

ASSISTS (SINCE 1974)

1. Brian Carr (1984-87)	682
2. Jaron Boone (1993-96)	446
3. Erick Strickland (1993-96)	414
4. Jack Moore (1979-82)	382
5. Jamar Johnson (1992-94)	355
6. Clifford Scales (1988-91)	354
7. Beau Reid (1988-91)	344
8. Eric Piatkowski (1991-94)	322
9. Brian Banks (1976-79)	298
10. Tyronn Lue (1996-present)	280

STEALS (SINCE 1978)

1. Erick Strickland (1993-96)	257
2. Clifford Scales (1988-91)	177
3. Brian Carr (1984-87)	159
4. Jaron Boone (1993-96)	131
5. Jack Moore (1979-82)	128
Eric Johnson (1988-89)	128
7. Jamar Johnson (1992-94)	126
8. Carl Hayes (1990-92)	125
9. Eric Piatkowski (1991-94)	122
10. Greg Downing (1980-83)	118

BLOCKED SHOTS (SINCE 1978)

1. Mikki Moore (1994-97)	236
2. Rich King (1988-91)	183
3. Derrick Chandler (1992-1993)	144
4. Venson Hamilton (1996-present)	95
5. Carl Hayes (1990-92)	70
6. Eric Piatkowski (1991-94)	64
Bruce Chubick (1991-94)	64
8. Andre Smith (1978-81)	61
9. Dave Hoppen (1983-86)	55
10. Greg Downing (1980-83)	54

GAMES PLAYED

1. Terrance Badgett (1993-96)	127
Jaron Boone (1993-96)	127
Erick Strickland (1993-96)	127
4. Rich King (1988-91)	124
5. Clifford Scales (1988-91)	123
Brian Carr (1984-87)	123
Eric Piatkowski (1991-94)	123
8. Greg Downing (1980-83)	117
Dapreis Owens (1989-92)	117
10. Andre Smith (1978-81)	114
Mikki Moore (1994-97)	114

GAMES STARTED

1. Dave Hoppen (1983-86)	111
2. Jaron Boone (1993-96)	102
3. Jerry Fort (1973-76)	97
4. Brian Carr (1984-87)	93
5. Clifford Scales (1988-91)	92
6. Eric Piatkowski (1991-94)	89
7. Mike Naderer (1978-81)	87
Mikki Moore (1994-97)	87
9. Andre Smith (1978-81)	86
10. Carl McPipe (1976-79)	85

MINUTES PLAYED

1. Brian Carr (1984-87)	3,739
2. Dave Hoppen (1983-86)	3,711
3. Jaron Boone (1993-96)	3,624
4. Eric Piatkowski (1991-94)	3,418
5. Jack Moore (1979-82)	3,372
6. Clifford Scales (1988-91)	3,316
7. Erick Strickland (1993-96)	3,235
8. Rich King (1988-91)	2,928
9. Andre Smith (1979-81)	2,901
10. Mikki Moore (1994-97)	2,816

NEBRASKA TEAM SEASON BESTS

VICTORIES

1. 1991	26
2. 1920	22
1978	22
1983	22
5. 1987	21
1996	21
7. 1966	20
1993	20
1994	20
10. 1976	19
1986	19
1992	19

WINNING PERCENTAGE

1. 1912	.933 (14-1)
2. 1916	.929 (13-1)
3. 1920	.917 (22-2)
4. 1913	.895 (17-2)
5. 1906	.857 (12-2)
6. 1914	.833 (15-3)
1921	.833 (15-3)
8. 1966	.800 (20-5)
9. 1991	.765 (26-8)
10. 1978	.733 (22-8)

LOSSES

1. 1963	19
2. 1964	18
1988	18
1990	18
5. 1932	17
1945	17
1952	17
1960	17
1973	17
10. 1956	16
1962	16
1989	16

POINTS SCORED

1. 1991	2,977
2. 1996	2,808
3. 1994	2,620
4. 1989	2,535
5. 1995	2,510
6. 1993	2,497
7. 1987	2,472
8. 1997	2,407
9. 1992	2,334
10. 1990	2,259

SCORING AVERAGE

1. 1991	87.6
2. 1994	87.3
3. 1990	80.7
4. 1992	80.5
1993	80.5
6. 1996	80.2
7. 1967	78.9

8. 1995	78.4
9. 1968	78.2
10. 1966	77.2

FIELD GOALS MADE

1. 1991	1,081
2. 1996	1,007
3. 1994	956
4. 1989	936
5. 1993	908
6. 1995	907
7. 1987	904
8. 1997	895
9. 1985	873
10. 1983	855

FIELD GOALS ATTEMPTED

1. 1991	2,185
2. 1996	2,089
3. 1989	1,991
4. 1994	1,978
5. 1993	1,975
6. 1995	1,947
7. 1987	1,933
8. 1997	1,927
9. 1992	1,826
10. 1990	1,759

FIELD GOAL PERCENTAGE

1. 1984	.514
2. 1983	.513
3. 1985	.512
4. 1986	.511
5. 1980	.508
6. 1971	.505
7. 1991	.495
8. 1981	.490
9. 1978	.489
10. 1972	.486

3-POINT FIELD GOALS MADE

1. 1994	194
2. 1992	183
3. 1996	176
4. 1995	173
5. 1993	158
6. 1991	125
7. 1989	122
8. 1987	120
9. 1997	113
10. 1990	106

3-POINT FIELD GOALS ATTEMPTED

1. 1994	564
2. 1995	504
3. 1996	494
4. 1992	489
5. 1993	468
6. 1991	358
7. 1997	349
8. 1989	335

9. 1987.....	325
10. 1990.....	306

3-POINT FIELD GOAL PERCENTAGE

1. 1992.....	374
2. 1987.....	369
3. 1989.....	364
4. 1988.....	358
5. 1996.....	356
6. 1990.....	351
7. 1991.....	349
8. 1994.....	344
9. 1995.....	343
10. 1993.....	338

FREE THROWS MADE

1. 1991.....	690
2. 1996.....	618
3. 1987.....	544
4. 1989.....	541
5. 1969.....	527
6. 1993.....	523
7. 1995.....	523
8. 1994.....	514
9. 1953.....	510
10. 1980.....	507

FREE THROWS ATTEMPTED

1. 1991.....	981
2. 1996.....	897
3. 1989.....	808
4. 1953.....	795
5. 1987.....	778
6. 1954.....	772
7. 1995.....	766
8. 1993.....	765
9. 1997.....	752
10. 1992.....	739
1969.....	739

FREE THROW PERCENTAGE

1. 1968.....	756
2. 1981.....	750
3. 1980.....	749
4. 1994.....	745
5. 1986.....	743
6. 1982.....	741
7. 1967.....	727
8. 1976.....	724
9. 1985.....	720
10. 1988.....	718

REBOUNDS

1. 1991.....	1,454
2. 1996.....	1,353
3. 1994.....	1,320
4. 1992.....	1,305
5. 1997.....	1,295
6. 1989.....	1,292
7. 1993.....	1,283
8. 1995.....	1,209
9. 1960.....	1,170
10. 1961.....	1,162

REBOUND AVERAGE

1. 1960.....	48.8
1961.....	48.8
3. 1962.....	45.1
4. 1992.....	45.0
5. 1959.....	44.9
6. 1963.....	44.0
7. 1974.....	43.4
8. 1991.....	42.8
9. 1964.....	42.5
10. 1966.....	42.4

ASSISTS (SINCE 1974)

1. 1991.....	696
2. 1985.....	615
3. 1996.....	608
4. 1989.....	592
5. 1994.....	581
6. 1995.....	572
7. 1986.....	558
8. 1983.....	555
9. 1993.....	540
1992.....	540

FEWEST TURNOVERS (SINCE 1977)

1. 1982.....	302
2. 1981.....	318
3. 1985.....	339
4. 1986.....	341
5. 1979.....	364

MOST TURNOVERS (SINCE 1977)

1. 1996.....	627
2. 1991.....	610
3. 1997.....	585
4. 1989.....	580
5. 1988.....	575

BLOCKED SHOTS (SINCE 1978)

1. 1997.....	202
2. 1996.....	185
3. 1992.....	169
4. 1991.....	165
5. 1995.....	151
6. 1993.....	131
7. 1994.....	117
8. 1990.....	100
9. 1989.....	97
10. 1988.....	75

STEALS (SINCE 1978)

1. 1991.....	315
2. 1995.....	299
3. 1997.....	298
4. 1996.....	292
5. 1988.....	274
6. 1994.....	267
7. 1993.....	262
8. 1987.....	257
9. 1983.....	244
10. 1989.....	239



HUSKER SEASON DEFENSIVE RECORDS

FEWEST POINTS ALLOWED

1. 1950.....	1,233
2. 1949.....	1,322
3. 1951.....	1,345
4. 1948.....	1,356
5. 1953.....	1,432
6. 1958.....	1,478
7. 1959.....	1,504
8. 1955.....	1,508
9. 1960.....	1,516
10. 1957.....	1,519

FEWEST POINTS ALLOWED PER GAME

1. 1949.....	50.8
2. 1950.....	53.6
3. 1982.....	55.3
4. 1948.....	56.5
5. 1951.....	58.5
6. 1959.....	60.2
7. 1983.....	60.9
8. 1977.....	61.1
9. 1984.....	61.6
10. 1981.....	62.0

FEWEST POINTS ALLOWED, GAME

1. 32 vs. South Dakota, Dec. 3, 1949 (NU 61)
2. 34 vs. Kansas, Jan. 8, 1949 (52)
3. 38 vs. South Dakota, Dec. 16, 1947 (65)
38 vs. Santa Clara, Dec. 12, 1950 (53)
38 vs. Kansas, Feb. 11, 1961 (33)
6. 39 at San Jose State, Dec. 29, 1947 (38)
39 vs. Northwest Missouri State, Dec. 1, 1948 (59)
39 at Kansas, Feb. 11, 1961 (33)
39 vs. Northwest Missouri State, Dec. 8, 1949 (58)
39 vs. Northwest Missouri State, Dec. 4, 1950 (61)
39 vs. Air Force, Dec. 8, 1962 (43)

MOST POINTS ALLOWED

1. 1991.....	2,977
2. 1996.....	2,643
3. 1988.....	2,578
4. 1987.....	2,454
5. 1994.....	2,419

MOST POINTS ALLOWED PER GAME

1. 1990.....	86.1
2. 1994.....	80.6
3. 1991.....	78.2
4. 1989.....	78.1
5. 1967.....	77.6

100-POINT GAMES AGAINST NU

1. 133 at Oklahoma, Feb. 21, 1987 (NU 97)
2. 119 by Marshall, March 13, 1967 (88, NIT)
3. 117 at Oklahoma, Jan. 13, 1996 (100, 3OT)
4. 115 at Oklahoma, Feb. 14, 1994 (111, OT)
5. 114 at Kansas State, Jan. 10, 1987 (82)
114 at Iowa State, Jan. 28, 1988 (76)
7. 113 at Oklahoma, March 5, 1988 (93)
113 by Oklahoma, March 8, 1991 (117, B8T, OT)

9. 112 at Houston, Dec. 12, 1969 (82)
10. *111 by Missouri, Jan. 13, 1990 (95)
11. 110 at Kansas, Feb. 26, 1966 (73)
12. 109 at California-Irvine, Nov. 28, 1986 (101)
109 by Southwestern Louisiana, Dec. 29, 1992 (80)
109 by Northern Iowa, Dec. 16, 1995 (104)
15. 108 at Kansas State, March 10, 1953 (80)
16. 107 at Missouri, Feb. 10, 1990 (85)
107 by Oklahoma, March 13, 1992 (85, B8T)
18. 106 at Oklahoma, March 7, 1992 (97)
106 by Oregon, Nov. 25, 1995 (114, OT)
20. 105 at Oklahoma, Jan. 31, 1990 (64)
21. 103 at Ohio State, Dec. 14, 1988 (76)
103 at Oklahoma, March 4, 1989 (76)
103 vs. Oklahoma State, Feb. 14, 1990 (84)
103 at Kansas, Jan. 25, 1992 (78)
25. 102 at Kansas, Feb. 8, 1958 (46)
102 at Wyoming, Dec. 7, 1966 (98)
102 at Oklahoma, Jan. 14, 1993 (89)
102 at Texas, Jan. 4, 1995 (74)
29. 101 at Iowa State, Feb. 24, 1990 (85)
101 at Southern Utah, Nov. 30, 1992 (106)
101 at Michigan State, Dec. 4, 1991 (78)
32. 100 by Kansas State, Dec. 26, 1963 (78)
100 at Kansas, Feb. 17, 1970 (87)
100 vs. Pepperdine, Dec. 2, 1989 (104)

Note: Nebraska is 4-30 when allowing 100 or more points, (wins indicated in bold). *Most points scored against NU in Lincoln.

100-POINT HUSKER OUTINGS

1. 117 vs. Oklahoma (113), March 8, 1991 (B8T, OT)
117 vs. Harvard (79), Dec. 1, 1989
3. 116 vs. Texas-Arlington (95), Dec. 21, 1992
116 vs. Nevada-Reno (71), Dec. 14, 1970
5. 114 vs. Oregon (106), Nov. 25, 1995 (OT)
6. 113 vs. Tennessee Tech (92), Dec. 14, 1990
113 vs. Augustana, S.D. (69), Nov. 26, 1983
8. *111 at Oklahoma (115), Feb. 14, 1994 (OT)
111 vs. Portland (85), Dec. 4, 1993
111 at Oklahoma (99), Jan. 26, 1991
111 vs. Fullerton State (74), Dec. 4, 1967
12. 110 vs. Oklahoma (90), Jan. 27, 1968
13. 108 vs. Colgate (76), Dec. 4, 1992
108 vs. Appalachian State (71), Dec. 31, 1994
15. 107 vs. St. Louis (79), Nov. 23, 1990
16. 106 vs. Colorado (67), Jan. 8, 1994
106 at Southern Utah (101), Nov. 30, 1991
18. 105 vs. Oklahoma (88), March 11, 1994 (B8T)
105 vs. Oklahoma (93), Feb. 16, 1991
105 vs. Toledo (68), Dec. 8, 1990
105 vs. Northwest Missouri State (64), Jan. 5, 1987
105 vs. Eastern Washington (71), Jan. 14, 1984
23. 104 vs. Pepperdine (100), Dec. 2, 1989
104 vs. Montana State (60), Dec. 23, 1978
104 vs. Northern Iowa (109), Dec. 16, 1995
26. 102 vs. Iowa State (86), Feb. 12, 1994
102 vs. Eastern Washington (67), Dec. 21, 1991
28. 101 at Wisconsin (88), Dec. 1, 1965
101 vs. South Dakota (69), Dec. 1, 1984
101 at California-Irvine (109), Nov. 28, 1986
101 vs. Northeastern Illinois (60), Dec. 21, 1994



- 32. 100 vs. Washington State (75), Dec. 12, 1966
- 100 vs. South Dakota State (83), Nov. 30, 1979
- 100 vs. Illinois (73), Nov. 24, 1990
- 100 vs. Creighton (83), Dec. 10, 1992
- 100 vs. Southern Utah (85), Jan. 5, 1993
- 100 at Colorado (86), Feb. 8, 1995
- 100 at Oklahoma (117), Jan. 13, 1996 (3OT)

Note: Nebraska is 34-4 when it has scored 100 or more points
 *Most points scored in loss

FEWEST POINTS BY NU, GAME

- 1. 28 at Kansas State (53), March 1, 1949
- 2. 33 vs. Kansas (38), Feb. 11, 1961
- 3. 34 vs. Kansas State (48), Dec. 27, 1948
- 4. 35 vs. Oklahoma State (52), March 16, 1949
- 5. 36 at Kansas (49), Feb. 11, 1950
- 36 at Kansas State (71), Jan. 12, 1952
- 7. 38 at San Jose State (39), Dec. 29, 1947
- 8. 39 at Oklahoma (66), Feb. 10, 1958
- 39 at Oklahoma State (54), Feb. 7, 1959
- 39 vs. Kansas (45), Feb. 23, 1963
- 39 vs. Kansas State (41), March 7, 1984

MOST POINTS SCORED BY BOTH TEAMS

- 1. 230 at Oklahoma 133, Nebraska 97, Feb. 21, 1987;
- 230 Nebraska 117, Oklahoma 113, March 8, 1991 (B8T, OT)
- 3. 226 at Oklahoma 115, Nebraska 111, Feb. 14, 1994 (OT)
- 4. 220 Nebraska 114, Oregon 106, Nov. 25, 1995 (OT)
- 5. 217 at Oklahoma 117, Nebraska 100, Jan. 13, 1996 (3OT)
- 6. 213 Northern Iowa 109, Nebraska 104, Dec. 16, 1995
- 7. 211 at Nebraska 116, Texas-Arlington 95, Dec. 21, 1992
- 8. 210 Nebraska 111, at Oklahoma 99, Jan. 26, 1991
- 210 at California-Irvine 109, Nebraska 101, Nov. 28, 1986
- 10. 207 Marshall 119, Nebraska 88, March 13, 1967 (NIT)
- 207 Nebraska 106, at Southern Utah 101, Nov. 30, 1991

FEWEST POINTS BY BOTH TEAMS

- 1. 71 Kansas 38, at Nebraska 33, Feb. 11, 1961
- 2. 77 at San Jose State 39, Nebraska 38, Dec. 29, 1947
- 3. 80 Kansas State 41, at Nebraska 39, March 7, 1984 (B8T)



Jerry Fort was the first player in school history to earn three-straight first-team All-Big Eight awards.

- 4. 81 at Kansas State 53, Nebraska 28, March 1, 1949
- 5. 82 Kansas State 48, Nebraska 34, Dec. 27, 1948 (KC,B7HT)
- 82 at Nebraska 43, Air Force 39, Dec. 8, 1962
- 7. 84 at Nebraska 43, Kansas 41, Feb. 22, 1958
- 84 Kansas 45, at Nebraska 39, Feb. 23, 1963
- 9. 85 Nebraska 44, at Iowa State 41, Feb. 19, 1949
- 85 at Kansas 49, Nebraska 36, Feb. 11, 1950

NU'S LARGEST VICTORY MARGINS

	<u>Score</u>	<u>Margin</u>	<u>H/A</u>	<u>Opponent</u>	<u>Season</u>
1.	82-8	74	A	Crete	1906-07
2.	57-3	54	A	Nebraska Wesleyan	1898-99
	57-3	54	H	Doane	1899-1900
4.	62-10	52	H	Morningside	1911-12
	98-46	52	H	Southwest Missouri St.	1982-83
6.	93-43	50	H	Missouri Western State	1982-83
7.	63-14	49	H	Nebraska Wesleyan	1901-02
	91-42	49	H	Sam Houston State	1991-92
9.	88-41	47	H	Delaware State	1995-96
10.	52-7	45	H	Doane	1898-99
	57-12	45	H	Brown College "B"	1905-06
	56-11	45	H	Cotner	1913-14
	116-71	45	H	Nevada-Reno	1970-71

Note: NU's largest margin of victory over a conference opponent was 40 vs. Kansas, March 2, 1901 (48-8)

NU'S LARGEST VICTORY MARGINS AT DEVANEY

	<u>Score</u>	<u>Margin</u>	<u>Opponent</u>	<u>Season</u>
1.	98-46	52	Southwest Missouri State	1982-83
2.	93-43	50	Missouri Western State	1982-83
3.	91-42	49	Sam Houston State	1991-92
4.	88-41	47	Delaware State	1995-96
	104-60	44	Montana State	1977-78
	113-69	44	Augustana (S.D.)	1983-84
7.	99-56	43	Northeast Missouri State	1985-86
8.	95-52	42	Delaware State	1994-95
9.	105-64	41	Northwest Missouri State	1986-87
10.	96-55	41	Morehead State	1994-95
11.	101-60	41	Northeastern Illinois	1994-95
12.	86-46	40	Creighton	1981-82
	86-46	40	The Citadel	1992-93
	106-67	39	Colorado	1993-94
15.	97-59	38	Colorado	1988-89
	117-79	38	Harvard	1989-90
17.	94-57	37	Mesa	1982-83
	105-67	37	Toledo	1990-91
19.	108-71	37	Appalachian State	1994-95
20.	94-48	36	Denver	1982-83


NU'S BIGGEST LOSS MARGINS

	<u>Score</u>	<u>Margin</u>	<u>Opponent</u>	<u>Season</u>
1.	46-102	56	at Kansas	1957-58
2.	29-73	44	at Haskell Institute	1901-02
3.	9-52	43	at Minnesota	1901-02
4.	27-69	42	at Illinois	1942-42
	30-72	42	at Kansas	1945-46
	47-89	42	Colorado (at K.C.)	1954-55
7.	64-105	41	at Oklahoma	1989-90
8.	15-55	40	at DePaul	1943-44
9.	53-93	40	at Oklahoma State	1994-95
10.	4-43	39	at Wisconsin	1907-08
	16-55	39	at Missouri	1921-22
	54-93	39	at Oklahoma State	1964-65

ANNUAL STATISTICAL LEADERS, 1947-97

POINTS SCORED

Year	Leader	G	Pts.	PPG
1997	Tyronn Lue	32	603	18.8
1996	Erick Strickland	35	516	14.7
1995	Jaron Boone	32	559	17.5
1994	Eric Piatkowski	30	646	21.5
1993	Eric Piatkowski	30	502	16.7
1992	Eric Piatkowski	29	414	14.3
1991	Rich King	34	526	15.5
1990	Rich King	28	450	16.1
1989	Beau Reid	32	382	11.9
1988	Derrick Vick	31	348	11.2
1987	Bernard Day	33	410	12.4
1986	Dave Hoppen	19	420	22.1
1985	Dave Hoppen	30	704	23.5
1984	Dave Hoppen	30	598	19.9
1983	Dave Hoppen	32	445	13.9
1982	Jack Moore	27	343	12.7
1981	Andre Smith	26	475	18.3
1980	Andre Smith	31	600	19.4
1979	Andre Smith	27	364	13.5
1978	Carl McPipe	29	445	15.3
1977	Carl McPipe	29	440	15.2
1976	Jerry Fort	27	513	19.0
1975	Jerry Fort	26	525	20.2
1974	Jerry Fort	26	468	18.0
1973	Jerry Fort	26	376	14.5
1972	Chuck Jura	26	551	21.2



Erick Strickland, now with the NBA's Dallas Mavericks, led the Huskers in scoring in 1995-96 and is sixth on NU's career scoring chart.

1971	Marvin Stewart	26	556	21.4
1970	Tom Scantlebury	25	361	14.4
1969	Marvin Stewart	26	381	14.6
1968	Stuart Lantz	25	482	19.3
1967	Stuart Lantz	25	481	19.2
1966	Tom Baack	25	386	15.4
1965	Fred Hare	25	380	15.2
1964	Charlie Jones	25	322	12.9
1963	Daryl Petsch	25	369	14.8
1962	Tom Russell	25	412	16.5
1961	Tom Russell	24	300	12.5
1960	Herschell Turner	24	382	15.9
1959	Herschell Turner	25	428	17.1
1958	Wilson Fitzpatrick	23	264	11.5
	Gary Reimers	23	264	11.5
1957	Rex Ekwall	23	307	13.3
1956	Rex Ekwall	21	312	14.9
1955	Willard Fagler	21	285	13.6
1954	Bill Johnson	21	382	18.2
1953	Bill Johnson	20	277	13.9
1952	Jim Buchanan	24	400	16.7
1951	Bob Pierce	23	384	16.7
1950	Bus Whitehead	23	360	15.7
1949	Claude Retherford	26	311	12.0
1948	Claude Retherford	24	259	10.8

FIELD GOAL PERCENTAGE


Year	Leader*	G	FG-FGA	Pct.
1997	Mikki Moore	33	144-247	.583
1996	Mikki Moore	35	118-202	.584
1995	Terrance Badgett	32	106-212	.500
1994	Bruce Chubick	31	121-215	.563
1993	Bruce Chubick	31	90-173	.520
1992	Dapreis Owens	29	116-213	.545
1991	Rich King	34	202-352	.574
1990	Rich King	28	170-305	.557
1989	Richard van Poelgeest	29	103-177	.582
1988	Pete Manning	31	111-188	.590
1987	Derrick Vick	32	131-240	.546
1986	Bernard Day	30	158-280	.564
1985	Dave Hoppen	30	270-418	.646
1984	Dave Hoppen	30	220-367	.599
1983	Greg Downing	31	101-174	.580
1982	Ray Collins	28	111-221	.502
1981	Andre Smith	26	185-314	.589
1980	Andre Smith	31	237-388	.611
1979	Andre Smith	27	146-256	.570
1978	Andre Smith	27	105-190	.553
1977	Carl McPipe	29	183-376	.487
1976	Larry Cox	27	133-198	.672
1975	Larry Cox	26	72-151	.589
1974	Tom Novak	22	62-140	.443
1973	Brendy Lee	26	88-192	.458
1972	Chuck Jura	26	111-181	.613
1971	Chuck Jura	26	181-306	.592
1970	Sam Martin	22	58-116	.500
1969	Leroy Chalk	26	98-182	.538
1968	Stuart Lantz	25	173-349	.496
1967	Stuart Lantz	25	190-368	.516
1966	Grant Simmons	25	131-267	.491
1965	Willie Campbell	18	47-111	.423
1964	Charlie Jones	25	143-320	.447

1963 Ivan Grupe	25	100-210	476
1962 Tom Russell	25	136-243	560
1961 Tom Russell	24	97-201	483
1960 Herschell Turner	24	143-326	439
1959 Wayne Hester	25	68-147	463
1958 Gary Reimers	23	84-203	414
1957 Gary Reimers	23	106-229	463
1956 Rex Ekwall	21	102-237	430
1955 Rex Ekwall	21	88-194	454
1954 Bill Johnson	21	130-301	432
1953 Bill Johnson	20	80-199	422
1952 Jim Buchanan	24	173-484	357
1951 Bob Pierce	23	131-327	401
1950 Jim Buchanan	23	58-159	365
1949 Bus Whitehead	26	99-284	349
1948 Rodney Cox	24	62-180	344

*Minimum of 5 att. per game while playing in 75% of team's games

REBOUNDS

<u>Year</u>	<u>Leader</u>	<u>G</u>	<u>Reb.</u>	<u>RPG</u>
1997	Venson Hamilton	32	269	8.4
1996	Bernard Garner	35	222	6.3
1995	Mikki Moore	32	198	6.2



Dave Hoppen was the first Nebraska player to have his jersey retired.

1994 Bruce Chubick	31	219	7.3
1993 Derrick Chandler	31	252	8.1
1992 Derrick Chandler	29	238	8.2
1991 Rich King	34	274	8.1
1990 Rich King	28	208	7.4
1989 Pete Manning	33	201	6.1
1988 Derrick Vick	31	162	5.2
1987 Bill Jackman	33	213	6.5
1986 Bernard Day	30	198	6.6
1985 Dave Hoppen	30	258	8.6
1984 Dave Hoppen	30	207	6.9
1983 Claude Renfro	32	175	5.5
1982 Jerry Shoecraft	28	122	4.4
1981 Andre Smith	26	172	6.6
1980 Andre Smith	31	251	8.1
1979 Carl McPipe	26	196	7.5
1978 Carl McPipe	29	228	7.9
1977 Carl McPipe	29	241	8.3
1976 Larry Cox	27	166	6.1
1975 Bob Siegel	26	227	8.7
1974 Brendy Lee	26	197	7.6
1973 Brendy Lee	26	185	7.1
1972 Chuck Jura	26	305	11.7
1971 Leroy Chalk	26	290	11.2
1970 Leroy Chalk	24	235	9.4
1969 Leroy Chalk	26	257	9.9
1968 Stuart Lantz	25	179	7.2
1967 Stuart Lantz	25	193	7.7
1966 Stuart Lantz	25	199	8.0
1965 Fred Hare	25	185	7.4
1964 Charlie Jones	25	171	6.8
1963 Charlie Jones	25	204	8.2
1962 Tom Russell	25	200	8.0
1961 Tom Russell	24	232	9.7
1960 Herschell Turner	24	193	8.0
1959 Herschell Turner	25	244	9.8
1958 Herschell Turner	23	189	8.2
1957 Rex Ekwall	23	214	9.3
1956 Rex Ekwall	21	224	10.7
1955 Rex Ekwall	21	241	11.5
1954 Bill Johnson	21	236	11.2
1953 Bill Johnson	20	188	9.4
1952 Bill Johnson	19*	145	7.6

*Rebounding statistics missing for five games in 1952, and not available for seasons prior to 1952

FREE THROW PERCENTAGE

<u>Year</u>	<u>Leader*</u>	<u>G</u>	<u>FT-FTA</u>	<u>Pct.</u>
1997 Tyronn Lue	32	126-155	813	
1996 Erick Strickland	35	116-141	823	
1995 Tom Wald	32	80-96	833	
1994 Erick Strickland	30	77-95	811	
1993 Eric Piatkowski	30	98-129	760	
1992 Jamar Johnson	28	53-63	841	
1991 Eric Piatkowski	34	72-86	837	
1990 Clifford Scales	26	84-100	840	
1989 Eric Johnson	32	94-121	777	
1988 Jeff Rekeweg	31	74-88	841	
1987 Brian Carr	33	84-104	808	
1986 Brian Carr	30	79-93	849	
1985 Dave Hoppen	30	164-210	781	
1984 David Ponce	30	67-77	870	
1983 David Ponce	30	85-106	802	
1982 Jack Moore	27	123-131	939	

HUSKER RECORDS

1981 Jack Moore	27	118-128922
1980 Jack Moore	31	184-211872
1979 Andre Smith	27	72-110655
1978 Brian Banks	30	73-103709
1977 Carl McPipe	29	74-108685
1976 Larry Cox	27	92-124742
1975 Larry Cox	26	78-104750
1974 Bob Siegel	26	42-56750
1973 Ricky Marsh	26	43-56768
1972 Kent Reckewey	19	35-41854
1971 Tony Riehl	26	44-58759
1970 Leroy Chalk	26	52-63825
1969 Tom Scantlebury	25	81-104779
1968 Bob Gratopp	26	141-178792
1967 Tom Baack	25	82-99828
1966 Tom Baack	25	73-90811
1965 Tom Baack	25	92-108852
1964 Grant Simmons	25	82-121678
1963 Coley Webb	24	56-88636
1962 Ivan Grupe	25	66-90733
1961 Tom Russell	25	140-182769
1960 Jim Kowalke	18	46-62742
1959 Jan Wall	24	46-62742
1958 Jan Wall	18	31-39795
1957 Herschell Turner	25	136-183743
1956 Gary Reimers	23	96-123780
1955 Rex Ekwall	23	95-127748
1954 Rex Ekwall	21	108-151715
1953 Gary Renzelman	21	53-68779



Jack Moore led NU in minutes played for three straight seasons.

1952 Fred Seger	21	90-139647
1951 Gerald Sandbulte	18	35-47745
1950 Joe Good	22	52-75693
1949 Bob Pierce	23	122-158772
1948 Bob Gates	23	37-49755
1947 Bus Whitehead	26	75-108694
1946 Rodney Cox	24	38-57667

*Minimum of 2 att. per game while playing in 75% of team's games

3-POINT PERCENTAGE

Year	Leader*	G	3FG-Att.	Pct.
1997	Cookie Belcher	33	30-76	.395
1996	Jaron Boone	34	59-167	.353
1995	Jaron Boone	32	70-182	.385
1994	Jaron Boone	30	35-95	.368
1993	Eric Piatkowski	30	48-129	.372
1992	Jamar Johnson	28	39-95	.411
1991	Clifford Scales	34	26-57	.456
1990	Chris Cresswell	26	37-97	.381
1989	Ray Richardson	32	57-145	.393
1988	Beau Reid	28	26-67	.388
1987	Henry T. Buchanan	33	28-62	.452

*Minimum of 1.5 att. per game while playing in 75% of team's games

ASSISTS

Year	Leader	G	No.	Avg.
1996	Tyronn Lue	32	136	4.3
1996	Tyronn Lue	35	144	4.1
1995	Erick Strickland	31	133	4.3
1994	Jamar Johnson	28	123	4.4
1993	Jamar Johnson	28	102	3.3
1992	Jamar Johnson	28	130	4.6
1991	Beau Reid	34	130	3.8
1990	Clifford Scales	26	110	4.2
1989	Eric Johnson/Beau Reid	32	135	4.2
1988	Eric Johnson	31	112	3.6
1987	Brian Carr	33	166	5.0
1986	Brian Carr	30	201	6.7
1985	Brian Carr	30	237	7.9
1984	David Ponce	30	124	4.1
1983	Stan Cloudy	28	106	3.3



Jamar Johnson was the point guard for three Nebraska NCAA Tournament teams, leading the Huskers in assists each season from 1992-94.


1982 Jack Moore	27	109	4.0
1981 Jack Moore	27	108	4.0
1980 Jack Moore	31	145	4.7
1979 Bob Moore	27	81	3.0
1978 Brian Banks	30	96	3.2
1977 Allen Holder	29	119	4.1
1976 Jerry Fort	27	85	3.1
1975 Steve Erwin	26	85	3.3
1974 Ricky Marsh	26	77	3.0

BLOCKED SHOTS

<u>Year</u> <u>Leader</u>	<u>G</u>	<u>No.</u>	<u>Avg.</u>
1997 Mikki Moore	33	88	2.7
1996 Mikki Moore	35	71	2.1
1995 Mikki Moore	32	67	2.1
1994 Terrance Badgett	29	26	0.9
1993 Derrick Chandler	31	53	1.7
1992 Derrick Chandler	29	91	3.1
1991 Rich King	34	68	2.0
1990 Rich King	28	45	1.6
1989 Rich King	33	50	1.5
1988 Derrick Vick	31	21	0.7
1987 Derrick Vick	32	19	0.6
1986 Dave Hoppen	19	11	0.6
1985 Ronnie Smith	29	13	0.4
Dave Hoppen	30	13	0.4
1984 Dave Hoppen	30	12	0.4
1983 Dave Hoppen	32	19	0.6
1982 Lenard Johnson	27	23	0.9
1981 Andre Smith	26	20	0.8
1980 Greg Downing	31	15	0.5
1979 Carl McPipe	26	30	1.2
1978 Terry Novak	30	18	0.6

STEALS

<u>Year</u> <u>Leader</u>	<u>G</u>	<u>No.</u>	<u>Avg.</u>
1997 Cookie Belcher	33	87	2.6
1996 Erick Strickland	35	61	1.7
1995 Erick Strickland	31	89	2.9
1994 Erick Strickland	30	60	2.0
1993 Jamar Johnson	31	52	1.7
1992 Jamar Johnson	28	36	1.3
1991 Clifford Scales	34	64	1.9
1990 Clifford Scales	26	44	1.7
1989 Eric Johnson	32	68	2.1
1988 Eric Johnson	31	60	1.9
1987 Brian Carr	33	67	2.0
1986 Brian Carr	30	31	1.0
1985 Curtis Moore	30	45	1.5
1984 David Ponce	30	36	1.2
1983 Greg Downing	31	46	1.5
1982 Ray Collins	28	38	1.4
1981 Jack Moore	27	36	1.3
1980 Jack Moore	31	42	1.4
1979 Brian Banks	24	34	1.4
1978 Brian Banks	30	36	1.2



Mikki Moore led the Huskers in blocked shots three consecutive seasons and holds the Husker career rejection record with 236 blocked shots.

MINUTES PLAYED

<u>Year</u> <u>Leader</u>	<u>G</u>	<u>Min.</u>	<u>Avg.</u>
1997 Tyronn Lue	32	1,150	35.9
1996 Jaron Boone	34	1,105	32.5
1995 Jaron Boone	32	1,043	32.6
1994 Eric Piatkowski	30	972	32.4
1993 Eric Piatkowski	30	892	29.7
1992 Eric Piatkowski	29	873	30.1
1991 Clifford Scales	34	982	28.9
1990 Clifford Scales	26	824	31.7
1989 Eric Johnson	32	996	31.1
1988 Eric Johnson	31	889	28.7
1987 Brian Carr	33	1,065	32.3
1986 Brian Carr	30	1,063	35.4
1985 Dave Hoppen	30	1,155	38.5
1984 Dave Hoppen	30	1,058	35.3
1983 Stan Cloudy	32	1,021	31.9
1982 Jack Moore	27	1,017	37.7
1981 Jack Moore	27	984	36.4
1980 Jack Moore	31	1,143	36.9
1979 Bob Moore	27	868	32.1

NEBRASKA YEAR-BY-YEAR STATISTICS

<u>Season</u>	<u>Won-Lost</u>	<u>FG-FGA</u>	<u>Pct.</u>	<u>FT-FTA</u>	<u>Pct.</u>	<u>Reb.-Avg.</u>	<u>Pts.-Avg.</u>
1948	11-13	494-1,717	.288	356-613	.581	*	1,344-56.0
1949	16-10	504-1,719	.293	351-595	.590	*	1,359-52.3
1950	16-7	490-1,506	.325	369-598	.617	*	1,349-58.7
1951	9-14	440-1,283	.343	329-447	.662	*	1,209-52.6
1952	7-17	569-1,661	.343	357-603	.592	888-37.0	1,495-62.3
1953	9-11	444-1,252	.355	510-795	.642	835-41.8	1,398-69.9
1954	8-13	503-1,336	.376	463-772	.600	747-35.6	1,469-70.0
1955	9-12	506-1,288	.393	474-681	.696	882-42.0	1,486-70.8
1956	7-16	490-1,421	.345	452-715	.632	770-33.5	1,432-62.3
1957	11-12	487-1,301	.374	446-667	.669	905-39.3	1,420-61.7
1958	10-13	470-1,255	.375	387-637	.608	892-38.8	1,327-57.7
1959	12-13	531-1,422	.373	402-619	.649	1,122-44.9	1,464-58.6
1960	7-17	561-1,559	.360	370-573	.646	1,170-48.8	1,492-62.7
1961	10-14	554-1,447	.383	437-651	.671	1,162-48.4	1,545-64.4
1962	9-16	575-1,470	.391	389-592	.657	1,128-45.1	1,539-61.6
1963	6-19	573-1,502	.381	341-554	.616	1,101-44.0	1,487-59.5
1964	8-17	645-1,676	.385	289-521	.555	1,063-42.5	1,579-63.2
1965	10-15	635-1,611	.394	436-724	.602	1,053-42.1	1,706-68.2
1966	20-5	739-1,708	.433	450-650	.692	1,061-42.4	1,928-77.2
1967	16-9	784-1,749	.448	424-583	.727	1,032-41.3	1,992-78.9
1968	15-10	725-1,612	.450	504-659	.765 (3)	835-33.4	1,954-78.2
1969	12-14	690-1,587	.435	527-739	.713	908-34.9	1,908-73.4
1970	16-9	696-1,527	.455	421-620	.679	899-36.0	1,813-72.5
1971	18-8	753-1,490	.505 (6)	402-574	.700	890-34.2	1,908-73.4
1972	14-12	734-1,509	.486	367-579	.634	1,022-39.3	1,835-70.6
1973	9-17	704-1,647	.427	244-380	.642	972-37.4	1,652-63.5
1974	14-12	725-1,730	.419	291-443	.657	1,121-43.1	1,741-67.0
1975	14-12	741-1,679	.441	317-485	.654	1,032-39.7	1,799-69.2
1976	19-8	715-1,637	.465	385-532	.724	890-33.0	1,815-67.2
1977	15-14	732-1,638	.447	350-541	.647	1,010-34.8	1,814-62.6
1978	22-8	829-1,696	.489	374-551	.679	963-32.1	2,032-67.7
1979	14-13	720-1,555	.463	289-438	.660	882-32.7	1,729-64.0
1980	18-13	812-1,600	.508	507-677	.749 (15)	809-26.1	2,131-68.7
1981	15-12	666-1,360	.490	380-507	.750 (11)	737-27.3	1,712-63.4
1982	16-12	679-1,441	.471	409-552	.741 (11)	777-27.8	1,767-63.1
1983	22-10	855-1,667	.513	478-696	.687	979-30.6	2,188-68.4
1984	18-12	786-1,529	.514	376-534	.704	846-28.2	1,948-64.9
1985	16-14	873-1,706	.512	409-568	.720	913-30.4	2,155-71.8
1986	19-11	835-1,635	.511	455-612	.743	902-30.1	2,125-70.8

<u>Season</u>	<u>W-L</u>	<u>FG-FGA</u>	<u>Pct.</u>	<u>3FG-Att.</u>	<u>Pct.</u>	<u>FT-FTA</u>	<u>Pct.</u>	<u>Reb.-Avg.</u>	<u>Pts.-Avg.</u>
1987	21-12	904-1,933	.468	120-325	.369	544-778	.699	1,119-33.9	2,472-74.9
1988	13-18	832-1,737	.479	88-246	.358	456-636	.718	1,016-32.8	2,208-71.2
1989	17-16	936-1,991	.470	122-335	.364	541-808	.670	1,292-39.2	2,535-76.8
1990	10-18	829-1,759	.471	106-302	.351	495-717	.690	1,069-38.2	2,259-80.7
1991	26-8	1,081-2,185	.495	125-358	.349	690-981	.703	1,454-42.8	2,977-87.6
1992	19-10	842-1,826	.461	183-489	.374	467-739	.632	1,305-45.0	2,334-80.5
1993	20-11	908-1,975	.460	158-468	.338	523-765	.684	1,283-41.4	2,497-80.5
1994	20-10	956-1,978	.483	194-564	.344	514-690	.745 (9)	1,201-40.0	2,620-87.3(11)
1995	18-14	907-1,947	.466	173-504	.343	523-766	.683	1,209-37.8	2,510-78.4
1996	21-14	1,007-2,089	.482	176-494	.356	618-897	.689	1,353-38.7	2,808-80.2
1997	18-15	895-1,927	.464	113-349	.324	504-752	.670	1,295-39.2	2,407-72.9

*Rebounding statistics unavailable prior to 1952 and for five games in 1952.



OPPONENTS' YEAR-BY-YEAR STATISTICS

Season	Games	FG-FGA	Pct.	FT-FTA	Pct.	Reb.-Avg.	Pts.-Avg.
1948	24	503-*	*	350-588	.627	*	1,356-56.5
1949	26	487-*	*	348-600	.580	*	1,322-50.8
1950	23	437-*	*	359-586	.613	*	1,233-53.6
1951	23	531-1,462	.363	283-445	.636	*	1,345-58.5
1952	24	*	*	*	*	*	1,580-65.8
1953	20	487-1,409	.346	458-707	.648	790-39.5	1,432-71.6
1954	21	546-1,407	.388	461-721	.639	707-33.7	1,553-74.0
1955	21	497-1,451	.343	514-748	.687	940-44.8	1,508-71.8
1956	23	574-1,626	.353	491-712	.690	1,019-44.3	1,639-71.3
1957	23	513-1,475	.348	493-754	.654	1,010-43.9	1,519-66.0
1958	23	567-1,526	.372	344-539	.638	985-42.8	1,478-64.3
1959	25	565-1,538	.367	374-559	.669	1,135-45.4	1,504-60.2
1960	24	545-1,476	.369	426-655	.650	1,191-49.6	1,516-63.2
1961	24	595-1,621	.367	381-571	.667	1,161-48.4	1,571-65.5
1962	25	656-1,584	.414	364-518	.703	1,052-42.1	1,676-67.0
1963	25	622-1,457	.427	441-639	.690	1,062-42.5	1,685-67.4
1964	25	661-1,633	.405	478-698	.685	1,097-43.9	1,800-72.0
1965	25	676-1,631	.414	486-714	.681	946-37.8	1,838-73.5
1966	25	718-1,666	.431	367-575	.638	987-39.5	1,803-72.1
1967	25	730-1,635	.446	480-691	.695	992-39.7	1,940-77.6
1968	25	750-1,526	.491	370-550	.673	799-32.0	1,870-74.8
1969	26	736-1,639	.449	451-656	.688	886-34.1	1,923-74.0
1970	25	674-1,457	.462	456-675	.676	839-33.6	1,804-72.1
1971	26	689-1,483	.465	384-600	.640	906-34.8	1,762-67.7 (15)
1972	26	654-1,519	.431	451-657	.686	973-37.4	1,759-67.7
1973	26	767-1,706	.450	275-423	.650	1,194-45.9	1,809-69.2
1974	26	716-1,729	.414	301-448	.672	1,084-41.7	1,733-66.7
1975	26	716-1,598	.448	365-525	.695	1,121-43.1	1,797-69.1
1976	27	674-1,447	.468	347-518	.670	907-33.6	1,695-62.8 (8)
1977	29	694-1,572	.441	383-547	.700	1,049-36.2	1,771-61.1 (6)
1978	30	735-1,546	.475	418-608	.688	967-32.2	1,888-62.9 (8)
1979	27	646-1,333	.485	391-552	.708	931-34.5	1,683-62.3 (9)
1980	31	856-1,644	.521	389-519	.750	952-30.7	2,101-67.8
1981	27	631-1,265	.499	350-473	.739	753-29.0	1,612-62.0 (14)
1982	28	607-1,351	.449	335-474	.707	883-31.5	1,549-55.3 (10)
1983	32	766-1,606	.477	418-609	.686	963-30.1	1,950-60.9
1984	30	723-1,452	.498	403-565	.713	821-27.4	1,849-61.6
1985	30	834-1,652	.505	401-574	.699	935-31.2	2,069-69.0
1986	30	822-1,669	.493	356-537	.663	923-30.8	2,000-66.7

Season	Games	FG-FGA	Pct.	3FG-Att.	Pct.	FT-FTA	Pct.	Reb.-Avg.	Pts.-Avg.
1987	33	887-1,888	.470	143-338	.423	537-773	.695	1,201-36.4	2,454-74.4
1988	31	803-1,684	.477	120-317	.379	602-844	.713	1,018-32.8	2,328-75.1
1989	33	916-2,011	.455	160-420	.381	586-880	.666	1,204-36.5	2,578-78.1
1990	28	863-1,817	.475	168-417	.403	516-715	.722	1,065-38.0	2,410-86.1
1991	34	950-2,173	.437	209-605	.345	563-891	.632	1,230-36.2	2,672-78.6
1992	29	846-2,016	.429	178-544	.327	345-563	.613	1,118-38.6	2,215-76.4
1993	31	827-1,923	.430	154-508	.303	538-833	.646	1,175-37.9	2,346-75.7
1994	30	850-1,951	.436	196-599	.327	523-791	.661	1,165-38.8	2,419-80.6
1995	32	831-1,997	.416	230-652	.353	475-707	.672	1,272-39.8	2,367-74.0
1996	35	900-2,174	.414	212-613	.346	631-956	.660	1,319-37.7	2,643-75.5
1997	33	791-1,928	.410	185-519	.356	589-864	.682	1,162-35.2	2,356-71.4

Note: NU's national defensive rank, if any, indicated in ().

SERIES RECORDS IN THE DEVANEY CENTER

<u>Opponent</u>	<u>W-L</u>	<u>Pct.</u>
Alabama-Birmingham	1-0	1.000
Angelo State	1-0	1.000
Appalachian State	2-0	1.000
Arizona State	1-0	1.000
Arkansas	2-1	.667
Arkansas State	1-0	1.000
Arkansas Tech	1-0	1.000
Augustana (S.D.)	1-0	1.000
Ball State	1-0	1.000
Baylor	1-0	1.000
Bowling Green	2-0	1.000
Brooklyn	2-0	1.000
California-Davis	1-0	1.000
California-Irvine	0-1	.000
Cal State-Bakersfield	1-0	1.000
Cal State-Sacramento	3-0	1.000
Canisius	1-0	1.000
Citadel	2-0	1.000
Chicago State	1-0	1.000
Colgate	1-0	1.000
Colorado	18-4	.818
Colorado State	2-0	1.000
Columbia	1-0	1.000
Coppin State	1-0	1.000
Creighton	11-0	1.000
Delaware State	2-0	1.000
Denver	1-0	1.000
Detroit	1-0	1.000
Drake	1-0	1.000
Eastern Illinois	2-0	1.000
Eastern Washington	3-0	1.000
Evansville	1-0	1.000
Florida A&M	1-0	1.000
Furman	1-0	1.000
Georgia	1-1	.500
Georgia Southern	1-0	1.000
Grambling State	1-1	.500
Harvard	1-0	1.000
Idaho	1-2	.333
Idaho State	1-0	1.000
Iona	1-0	1.000
Iowa	0-1	.000
Iowa State	14-8	.636
Kansas	14-7	.667
Kansas State	15-7	.682
Kent	1-0	1.000
Lehigh	1-0	1.000
Long Beach State	1-0	1.000
Mankato State	1-0	1.000
Marquette	1-0	1.000
Maryland-Baltimore County	1-0	1.000
Mesa	1-0	1.000
Miami (Ohio)	1-0	1.000
Michigan State	2-1	.667
Minnesota*	1-2	.333
Mississippi	1-0	1.000
Missouri	10-11	.476
Missouri-Kansas City	5-0	1.000
Missouri-St. Louis	1-0	1.000
Missouri Southern	1-0	1.000
Missouri Western	1-0	1.000

Montana	1-0	1.000
Montana State	1-0	1.000
Morehead State	1-0	1.000
Nebraska-Omaha	1-0	1.000
Nevada-Reno	1-0	1.000
North Texas	1-0	1.000
Northeast Missouri State	2-0	1.000
Northeastern Illinois	2-0	1.000
Northern Illinois	2-0	1.000
Northern Iowa	2-1	.667
Northwest Missouri State	4-0	1.000
Ohio	1-0	1.000
Ohio State	0-1	.000
Oklahoma	10-11	.476
Oklahoma State	17-6	.739
Oregon	1-0	1.000
Oregon State	1-0	1.000
Penn State	1-1	.500
Pepperdine	1-0	1.000
Portland	1-0	1.000
Portland State	1-0	1.000
Purdue	0-1	.000
Sam Houston State	3-0	1.000
San Jose State	1-0	1.000
Sonoma State	1-0	1.000
South Dakota	2-0	1.000
South Dakota State	2-0	1.000
Southern California	1-0	1.000
Southern Colorado	1-0	1.000
Southern Illinois	1-0	1.000
Southern Utah	2-0	1.000
Southwest Missouri State	1-0	1.000
Tennessee Tech	1-0	1.000
Texas	2-1	.667
Texas A&M	3-0	1.000
Texas Arlington	1-0	1.000
Texas Christian	1-0	1.000
Texas-San Antonio	2-0	1.000
Texas Tech	1-1	.500
Toledo	1-0	1.000
Tulane	1-0	1.000
Utah State	1-0	1.000
Wagner	1-0	1.000
Washington	2-0	1.000
Washington State	1-1	.500
Weber State	1-0	1.000
Western Illinois	2-0	1.000
Wichita State	1-0	1.000
Wisconsin	2-0	1.000
Wisconsin-Green Bay	1-0	1.000
Wisconsin-Oshkosh	1-0	1.000
Wisconsin-Stevens Point	2-0	1.000
Wisconsin-Stout	1-0	1.000
<u>Wyoming</u>	<u>4-1</u>	<u>.800</u>
Non-Conference Totals	153-18	.895
Conference	**100-54	.649
All-Time Record	253-72	.778

Bold indicates 1997-98 home opponents

*Minnesota later forfeited one game to Nebraska

**Includes Big Eight/12 Tournament games

BOB DEVANEY SPORTS CENTER RECORDS

NEBRASKA INDIVIDUAL

Points: 40, Rich King vs. Northern Illinois, Feb. 18, 1991
Field Goals: 15, Andre Smith vs. Wisconsin-Oshkosh, Jan. 4, 1980 (18 att.)
Field Goal Attempts: 24, Andre Smith vs. Alabama-Birmingham, Dec. 22, 1979 (13 made, 4OT); Stan Cloudy vs. Iowa State, Feb. 18, 1984 (9 made)
Field Goals, No Misses: 9, Dave Hoppen vs. Southern Illinois, Nov. 26, 1985; **Venson Hamilton vs. Iowa State, Feb. 3, 1996**
3-Point Goals: 7, Chris Cresswell vs. Texas A&M, Dec. 20, 1990 (10 att.)
3-Point Goals Attempted: 11, Henry T. Buchanan vs. Kansas State, March 2, 1988 (4 made); Eric Piatkowski vs. Oklahoma, Jan. 29, 1994
3-Point Percentage: .833, Ray Richardson vs. Sam Houston State, Jan. 6, 1990 (5-6); Erick Strickland vs. Missouri, Jan. 30, 1993 (5-6, OT)
Free Throws: 16, Eric Johnson vs. Creighton, Nov. 26, 1988 (18 att.); Rich King vs. Northern Illinois, Feb. 18, 1991 (19 att.)
Free Throw Attempts: 19, Rich King vs. Northern Illinois, Feb. 18, 1991 (16 made)
Free Throws, No Misses: 15, Jack Moore vs. Oklahoma State, Feb. 10, 1982
Rebounds: 20, Derrick Chandler vs. Oklahoma, Jan. 27, 1992
Assists: 14, Brian Carr vs. California-Irvine, Dec. 2, 1985
Blocked Shots: 9, Mikki Moore vs. Coppin State, Dec. 6, 1996
Steals: 8, Greg Downing, vs. Missouri-Kansas City, Dec. 8, 1982
Minutes: 60, Jack Moore and Andre Smith vs. Alabama-Birmingham, Dec. 22, 1979 (4OT)

OPPONENT INDIVIDUAL

Points: 43, Harold Miner for Southern Cal, Nov. 25, 1991
Field Goals: 16, Ron Kellogg for Kansas, Feb. 2, 1985 (19 att.)
Field Goal Attempts: 34, Harold Miner for Southern Cal, Nov. 25, 1991 (15 made)
Field Goals, No Misses: 7, Gary Taylor for Southern Colorado, Nov. 29, 1984
3-Point Goals: 8, Brad Soucie for Eastern Michigan vs. Pittsburgh, March 18, 1988 (NCAA, 14 att.); Randy Rutherford for Oklahoma State, Feb. 1, 1995 (14 att.); Jerald Brown for Texas A&M, Jan. 11, 1997 (10 att.)



Eric Johnson holds the Devaney Center record for free throws in a game with 16 against Creighton in 1988.

3-Point Goals Attempted: 14, Brad Soucie for Eastern Michigan vs. Pittsburgh, March 18, 1988 (NCAA, 8 made); William Cook for Appalachian State, Dec. 19, 1992 (4 made); Mark Atkins for Missouri, Jan. 24, 1994 (4 made); Randy Rutherford for Oklahoma State, Feb. 1, 1995 (8 made)
3-Point Percentage: .833, Matt Roggenburk for Creighton, Nov. 26, 1988 (5-6)
Free Throws: 15, Steve Rothert for Army vs. San Jose State, Dec. 2, 1988 (16 att.); Byron Houston for Oklahoma State, Feb. 14, 1990 (18 att.); Shawn Respert for Michigan State, Dec. 10, 1994 (16 att.)
Free Throw Attempts: 18, Byron Houston for Oklahoma State, Feb. 14, 1990 (15 made)
Free Throws, No Misses: 12, Jeff Hornacek for Iowa State, Feb. 18, 1984
Rebounds: 20, Jerome Lane for Pittsburgh vs. Vanderbilt, March 20, 1988 (NCAA)
Assists: 14, Jeff Bowling for Air Force vs. Pepperdine, Dec. 1, 1989
Blocked Shots: 6, Wendell Williams for North Texas vs. Army, Dec. 3, 1988
Steals: 7, George Abrams for Eastern Washington, Dec. 3, 1979; Van Usher for Tennessee Tech, Dec. 14, 1990
Minutes Played: 58, Keith McCord for Alabama-Birmingham, Dec. 22, 1979 (4OT)

NEBRASKA TEAM

Points in a Game: 117, vs. Harvard, Dec. 1, 1989
Fewest Points in a Game: 39, vs. Kansas State, March 7, 1984
Points in a Half: 66, vs. Oklahoma, Feb. 16, 1991 (2nd)
Fewest Points in a Half: 15, vs. Kansas State, March 7, 1984 (2nd)
Margin of Victory: 52, vs. Southwest Missouri St., Jan. 15, 1983
Field Goals: 48, vs. Montana State, Dec. 23, 1977 (87 att.); vs. Eastern Washington, Jan. 14, 1984 (80 att.)
Field Goal Attempts: 88, vs. Tennessee Tech, Dec. 14, 1990 (45 made)
Field Goal Percentage: .750, vs. Nebraska-Omaha, Jan. 25, 1988 (42-56)
Lowest Field Goal Percentage: .313, vs. Iowa State, Feb. 18, 1984 (20-64)
3-Point Goals: 12, vs. Colorado, Jan. 8, 1994 (22 att.)
3-Point Goals Attempted: 26, vs. Missouri, Jan. 24, 1994 (2 made); vs. Oklahoma (7 made), Jan. 29, 1994
3-Point Percentage: .667, vs. Chicago State, Jan. 16, 1990 (8-12)
Free Throws: 43, vs. Texas, Jan. 3, 1996 (43-59 att.)
Fewest Free Throws: 1, vs. Kansas State, Jan. 21, 1989 (6 att.)
Free Throw Attempts: 59, vs. Texas, Jan. 3, 1996 (43 made)
Fewest Free Throws Attempted: 3, vs. Missouri, Jan. 16, 1982 (2 made)
Free-Throw Percentage: .939, vs. Oklahoma State, Feb. 10, 1982 (31-33)
Rebounds: 72, vs. Oklahoma, Jan. 27, 1992
Fewest Rebounds: 14, vs. Missouri, Feb. 26, 1983
Personal Fouls: 34, vs. Kansas, Jan. 8, 1990
Fewest Personal Fouls: 9, vs. Chicago State, Jan. 16, 1990
Disqualifications: 3, several times
Assists: 36, vs. Montana State, Dec. 23, 1977
Turnovers: 30, vs. Texas, Jan. 3, 1996
Fewest Turnovers: 4, vs. Kansas State, Feb. 3, 1982; vs. Oklahoma, Feb. 2, 1983
Blocked Shots: 15, vs. Coppin State, Dec. 6, 1996
Steals: 22, vs. Florida A&M, Dec. 20, 1993

OPPONENT TEAM

Points in a Game: 111, by Missouri, Jan. 13, 1990
Fewest Points in a Game: 41, by Kansas State, March 7, 1984; 41, by Delaware State, Dec. 20, 1995
Points in a Half: 62, by Missouri, Jan. 13, 1990 (2nd); by Oklahoma State, Feb. 14, 1990 (2nd)
Fewest Points in a Half: 12, by Arkansas, March 17, 1987 (NIT)
Margin of Victory: 23, by Kansas, Feb. 14, 1995
Field Goals: 43, by Pittsburgh vs. Eastern Michigan, March 18, 1988 (NCAA, 69 att.)
Field Goal Attempts: 85, by Tennessee Tech, Dec. 14, 1990
Field Goal Percentage: .771, by Kansas St., Feb. 3, 1982 (27-35)
Lowest Field Goal Percentage: .230, by Delaware State, Dec. 20, 1995
3-Point Goals: 15, by Northern Iowa, Dec. 16, 1995
3-Point Goals Attempted: 35, by Eastern Washington, Dec. 21, 1991 (8 made); by Appalachian State, Dec. 19, 1992 (9 made)
3-Point Percentage: .750, by Creighton, Nov. 26, 1988 (9-12)
Free Throws: 44, by Oklahoma State, Feb. 14, 1990 (52 att.)
Fewest Free Throws: 1, by Illinois State vs. Alabama, March 16, 1984 (NCAA, 2 att.); by Kansas vs. Wake Forest, March 18, 1984 (NCAA, 2 att.)
Free Throw Attempts: 52, by Oklahoma State, Feb. 14, 1990 (44 made)
Fewest Free Throw Attempts: 2, three times, most recently by Kansas vs. Wake Forest, March 18, 1984 (NCAA, 1 made)
Free Throw Percentage: 1.000, by Kansas, Jan. 26, 1977 (11-11); by Colorado, Feb. 16, 1980 (14-14); by Colorado, Jan. 21, 1981 (12-12)
Rebounds: 54, by Bowling Green vs. Alabama State, Dec. 14, 1990; by Florida A&M, Dec. 20, 1994
Fewest Rebounds: 15, by Wisconsin-Stevens Point, Jan. 9, 1985
Personal Fouls: 38, by Texas, Jan. 3, 1996
Fewest Fouls: 7, by Wake Forest vs. Kansas, March 18, 1984 (NCAA)
Disqualifications: 5, by Pepperdine, Dec. 2, 1989
Assists: 29, by Pittsburgh vs. Eastern Michigan, March 18, 1988 (NCAA)
Turnovers: 35, by Denver, Nov. 26, 1982
Fewest Turnovers: 6, by Vanderbilt vs. Pittsburgh, March 20, 1988 (NCAA)
Blocked Shots: 13, by Kansas State, Jan. 15, 1997
Steals: 17, by Eastern Washington, Dec. 3, 1979

DEVANEY CENTER QUICK FACTS

Games: 325 in 21 seasons
Record: 253-72 (.778)
Overtime Record: 10-3 (.769)
Most Consecutive Winning Seasons: 21, 1976-77-present
Most Games, Season: 18, 1982-83 and 1988-89
Most Wins, Season: 17, 1982-83
Most Losses, Season: 6, four times
Most Consecutive Wins: 16, last four games of 1982 first 12 of 1983, ended by Missouri, 54-51, Feb. 26, 1983
Most Consecutive Losses: 4, ended against Kansas State, March 3, 1996
Most Consecutive Conference: 8, last three games of 1982, first five games of 1983, ended by Missouri, 54-51, Feb. 26, 1983 (excludes tournament games)
Most Consecutive Conference Losses: 5, last two games of 1988, first three of 1989, ended vs. Kansas, 74-70, Feb. 4, 1989

DEVANEY CENTER OT GAMES (NU 10-3)

Jan. 27, 1979 Nebraska 66, Kansas 64
 Dec. 22, 1979 Nebraska 92, Alabama-Birmingham 84 (4OT)
 Jan. 23, 1980 Nebraska 74, Oklahoma State 73
 March 8, 1980 Louisville 71, Kansas State 69 (NCAA)
 Missouri 87, Notre Dame 84 (NCAA)
 Nov. 28, 1980 Wyoming 62, Nebraska 59
 Feb. 8, 1984 Nebraska 54, Oklahoma State 52
 Jan. 3, 1987 Nebraska 70, Creighton 55
 Feb. 28, 1987 Nebraska 83, Kansas 81
 Jan. 6, 1988 Grambling State 71, Nebraska 68
 March 20, 1988 Vanderbilt 80, Pittsburgh 74 (NCAA)
 Dec. 3, 1988 North Texas 82, Army 79 (Ameritas Classic)
 Feb. 19, 1992 Nebraska 81, Kansas 79
 Jan. 30, 1993 Nebraska 88, Missouri 87
 Dec. 10, 1994 Nebraska 96, Michigan State 91
 Feb. 25, 1996 Oklahoma 80, Nebraska 76
 Jan. 15, 1997 Nebraska 87, Kansas State 77

DEVANEY CENTER ATTENDANCE

Year	G	Total		G	Conference	
		Att.	Avg.		Att.	Avg.
1976-77	11	106,868	9,715	7	74,243	10,606
1977-78	17	172,892	10,170	7	90,514	12,931
1978-79	11	131,769	11,979	7	87,502	12,500
1979-80	16	145,626	9,102	7	79,015	11,288
1980-81	15	136,483	9,099	7	82,009	11,716
1981-82	14	143,819	10,273	7	79,329	11,333
1982-83	18	195,333	10,852	7	86,511	12,359
1983-84	17	173,721	10,219	7	82,233	11,746
1984-85	15	176,045	11,736	7	95,221	13,603
1985-86	15	146,117	9,741	7	78,208	11,173
1986-87	17	197,395	11,611	7	81,680	11,669
1987-88	14	159,100	11,364	7	90,875	12,982
1988-89	18	193,545	10,753	7	87,283	12,469
1989-90	15	150,190	10,013	7	81,894	11,699
1990-91	15	199,605	13,307	7	100,740	14,391
1991-92	16	207,950	12,997	7	100,079	14,297
1992-93	16	*213,715	*13,357	7	100,620	14,374
1993-94	16	212,447	13,278	7	*100,973	*14,475
1994-95	17	202,688	11,923	7	95,768	13,681
1995-96	16	168,225	10,514	7	87,065	12,438
<u>1996-97</u>	<u>16</u>	<u>174,119</u>	<u>10,882</u>	<u>8</u>	<u>99,167</u>	<u>12,396</u>
Totals	325	3,607,652	11,100	148	1,861,213	12,576

+Does not include tournament games; *Single-season record

Largest Crowd to See Nebraska in the Devaney Center
 15,038, vs. Oklahoma State, 1980-81

Smallest Crowd to See Nebraska in the Devaney Center
 3,571, vs. Montana, Dec. 23, 1980

Smallest Crowd to See a Conference Game in Devaney
 7,821, vs. Kansas, Jan. 31, 1981

TEN LARGEST CROWDS TO SEE NU, ALL TIME

25,348 Xavier, at Minneapolis, Minn., March 14, 1991 (NCAA)
 17,876 Iowa State, at Kansas City, Mo., March 8, 1996 (B8T)
 17,496 Missouri, at Kansas City, Mo., March 12, 1994 (B8T)
 17,200 Missouri, at Kansas City, Mo., March 5, 1982 (B8T)
 17,153 Oklahoma, at Kansas City, Mo., March 8, 1991 (B8T)
 17,104 Kansas State, at Kansas City, Mo., Feb. 29, 1980 (B8T)
 17,082 Missouri, at Kansas City, Mo., March 11, 1983 (B8T)
 16,985 Iowa State, at Kansas City, Mo., March 8, 1986 (B8T)
 16,936 Kansas State, at Kansas City, Mo., March 12, 1993 (B8T)
 16,900 Kansas State, at Kansas City, Mo., March 11, 1988 (B8T)

DEVANEY CENTER YEAR-BY-YEAR RECORD

Season	Overall		Conference		Losses
	W-L	Pct.	W-L	Pct.	
1976-77	7-4	.636	5-2	.714	Iowa, Minnesota, Kansas State, Oklahoma
1977-78	15-2	.882	5-2	.714	Iowa State, Oklahoma
1978-79	9-2	.818	6-1	.857	Purdue, Iowa State
1979-80	14-2	.875	5-2	.714	Missouri, Colorado
1980-81	11-4	.733	6-1	.857	Wyoming, Idaho, Colorado (twice)
1981-82	11-3	.786	5-2	.714	Arkansas, Missouri, Kansas State
1982-83	17-1	.944	6-1	.857	Missouri
1983-84	11-6	.647	3-4	.429	Texas Tech, Missouri, Oklahoma, Kansas, Iowa State, Kansas State (B&T)
1984-85	12-3	.800	5-2	.714	Washington State, Kansas, Oklahoma
1985-86	10-5	.667	4-3	.571	Cal-Irvine, Georgia, Kansas, Missouri, Kansas State
1986-87	15-2	.882	5-2	.714	Missouri, Oklahoma
1987-88	8-6	.571	3-4	.429	Ohio State, Grambling State, Oklahoma State, Oklahoma, Iowa State, Kansas State
1988-89	14-4	.778	4-3	.571	Michigan State, Oklahoma, Kansas State, Missouri
1989-90	9-6	.600	2-5	.286	Idaho, Kansas, Missouri, Iowa State, Oklahoma State, Oklahoma
1990-91	14-1	.933	6-1	.857	Oklahoma State
1991-92	14-2	.875	5-2	.714	Missouri, Oklahoma
1992-93	14-2	.875	5-2	.714	Kansas State, Oklahoma State
1993-94	13-3	.813	5-2	.714	Texas, Missouri, Oklahoma
1994-95	11-6	.647	2-5	.286	Missouri, Oklahoma State, Kansas, Colorado, Iowa State, Penn State (NIT)
1995-96	11-5	.688	3-4	.429	Northern Iowa, Kansas, Iowa State, Oklahoma State, Oklahoma
1996-97	13-3	.813	6-2	.750	Minnesota, Iowa State, Kansas
21-Year Totals	253-72	.778	*96-52	.649	

Conference record does not include 4-2 record in Big Eight Conference Tournament games played at Devaney Center.

DEVANEY CENTER 14,000-PLUS COLLEGE BASKETBALL CROWDS

15,038 Oklahoma State, 1980-81*	14,538 Kansas, 1991-92*	14,273 Kansas, 1985-86
15,003 Oklahoma, 1980-81*	14,534 Iowa State, 1991-92*	14,262 Creighton, 1977-78
14,999 Colorado, 1978-79*	14,529 Arkansas, 1986-87* (NIT)	14,259 Creighton, 1986-87
14,912 Kansas State, 1977-78*	14,520 Iowa State, 1992-93*	14,255 Oklahoma State, 1990-91
14,878 Kansas, 1984-85*	14,509 Kansas State, 1991-92*	14,239 Wisconsin-Green Bay, 1991-92
14,865 Kansas State, 1988-89*	14,503 Oklahoma State, 1991-92*	14,234 Oklahoma State, 1984-85
14,759 Kansas, 1996-97*	14,487 Oklahoma, 1993-94*	14,222 Oklahoma, 1987-88
14,753 Missouri, 1977-78*	14,484 Colorado, 1991-92*	14,168 Kansas, 1977-78
14,753 TCU, 1982-83* (NIT)	14,481 Kansas State, 1992-93*	14,135 Iowa State, 1988-89
14,747 Iowa State, 1977-78*	14,469 Colorado, 1990-91*	14,094 Kansas, 1986-87
14,712 Iona, 1982-83* (NIT)	14,460 Washington, 1986-87* (NIT)	14,065 Missouri, 1984-85
14,679 Kansas, 1992-93*	14,458 Missouri, 1981-82*	14,053 Oklahoma, 1988-89
14,688 Oklahoma, 1984-85*	14,453 NCAA, Second Round, 1988*	14,015 Kansas, 1987-88
14,682 Missouri, 1982-83*	14,446 Missouri, 1993-94*	14,013 Creighton, 1990-91
14,620 Kansas, 1995-96*	14,438 Iowa State, 1979-80*	14,012 Northern Iowa, 1993-94
14,615 Kansas, 1990-91*	14,438 Colorado, 1982-83*	14,011 Creighton, 1992-93
14,605 Oklahoma State, 1993-94*	14,425 NCAA First Round, 1988 (Gm. 3-4)*	14,009 Oklahoma State, 1982-83
14,586 Iowa State, 1982-83*	14,404 Missouri, 1992-93*	*Indicates capacity crowd
14,584 Missouri, 1990-91*	14,389 Iowa State, 1993-94*	Season Opener Record
14,568 Oklahoma, 1990-91*	14,378 Missouri, 1983-84	14,561, vs. Michigan State, Nov. 28, 1990
14,562 Colorado, 1979-80*	14,375 NCAA First Round, 1988 (Gm. 1-2)*	Opening-Night Attendance
14,561 Michigan State, 1990-91*	14,370 Kansas, 1993-94*	10,516, vs. Iowa, Nov. 27, 1976
14,558 Oklahoma, 1992-93*	14,364 Missouri, 1994-95*	
14,558 NCAA Second Round, 1980*	14,358 Missouri-Kansas City, 1993-94*	
14,557 Kansas State, 1990-91*	14,352 Oklahoma State, 1992-93*	
14,555 Iowa State, 1987-88*	14,340 Oklahoma, 1994-95*	
14,554 Iowa State, 1978-79*	14,340 Colorado, 1993-94*	
14,552 Kansas, 1994-95*	14,346 Kansas State, 1993-94*	
14,549 Missouri, 1991-92*	14,298 Eastern Illinois, 1992-93	
14,548 Arkansas, 1981-82*	14,273 Missouri, 1976-77	

POSTSEASON TOURNAMENT RECORDS, RESULTS

INDIVIDUAL

Points--33; Tom Baack vs. Marshall, March 13, 1967
 Opponent--46; George Stone, Marshall, March 13, 1967
 Field Goals--13; Tom Baack vs. Marshall, March 13, 1967 (24 att.)
 Opponent--20; George Stone, Marshall, March 13, 1967 (38 att.)
 Field Goal Attempts--24; Tom Baack vs. Marshall, March 13, 1967 (13 made)
 Opponent--38; George Stone, Marshall, March 13, 1967 (20 made)
 Field Goal Percentage (min. 5 att.)--1.000, Mikki Moore at Nevada, March 18, 1997 (9-9)
 Opponent--.857; Mike Smerk, Canisius, March 13, 1985 (6-7)
 3-Point Goals--5; Eric Johnson at Ohio State, March 20, 1989 (8 att.)
 Opponent--5; Greg Hill, Washington, March 21, 1987 (13 att.); Ed Loudon, Arkansas State, March 16, 1989 (8 att.); Dominick Young, Fresno State, March 22, 1996 (17 att.)
 3-Point Attempts--10; Erick Strickland, vs. Georgia, March 16, 1995 (2 made)
 Opponent--17; Dominick Young, Fresno State, March 22, 1996 (5 made)
 3-Point Percentage--.625; Eric Johnson at Ohio State, March 20, 1989 (5-8)
 Opponent--.750; Greg Bartram, Penn State, March 21, 1995 (3-4)
 Free Throws--13; Dave Hoppen vs. Canisius, March 13, 1985 (16 att.)
 Opponent--9; Reggie Miller, UCLA, March 19, 1985 (9 att.)
 Free Throw Attempts--16; Dave Hoppen vs. Canisius, March 13, 1985 (13 made)
 Opponent--11; Kevin Freeman, Connecticut, March 21, 1997 (7 made)
 Free Throws, No Misses--5; Curt Hedberg vs. Utah State, March 8, 1978
 Opponent--9; Reggie Miller, UCLA, March 19, 1985
 Rebounds--15; Mikki Moore, at Nevada, March 18, 1997
 Opponent--16; Bob Allen, Marshall, March 13, 1967; Tyrone Corbin, DePaul, March 28, 1983
 Assists--10; Clifford Scales vs. Arkansas State, March 16, 1989
 Opponent--16; Sam Crawford, New Mexico State, March 19, 1993
 Blocked Shots--4; Dave Hoppen vs. Texas Christian, March 24, 1983; vs. DePaul, March 28, 1983; Venson Hamilton vs. Washington, March 12, 1997
 Opponent--8; Walter Downing, DePaul, March 28, 1983
 Steals--6; Brian Carr vs. Arkansas-Little Rock, March 26, 1987; Cookie Belcher vs. Washington, March 12, 1997
 Opponent--8; Dominick Young, Fresno State, March 22, 1996

TEAM

Points--91; vs. Colorado State, March 14, 1996
 Opponent--119; by Marshall, March 13, 1967
 Points in a Half--52; vs. Colorado State, March 14, 1996 (2nd)
 Opponent--61; by Marshall, March 13, 1967 (2nd)
 Field Goals--37; vs. Marshall, March 13, 1967 (90 att.)
 Opponent--46; by Marshall, March 13, 1967 (90 att.)
 Field Goal Attempts--90; vs. Marshall, March 13, 1967 (37 made)
 Opponent--90; by Marshall, March 13, 1967 (46 made)
 Field Goal Percentage--.588; vs. Washington State, March 19, 1996 (30-51)
 Opponent--.614; by Texas, March 15, 1978 (27-44)
 3-Point Goals--10; vs. Colorado State, March 14, 1996 (17 att.)
 Opponent--12; by Penn State, March 21, 1995 (28 att.)
 3-Point Attempts--24; vs. New Mexico State, March 19, 1993 (8 made)
 Opponent--28; by Penn State, March 21, 1995 (12 made)

3-Point Percentage--.588; vs. Colorado State, March 14, 1996 (10-17)
 Opponent--.571; by Arkansas State, March 16, 1989 (8-14)
 Free Throws--33; vs. Canisius, March 13, 1985 (41 att.); vs. Tulane, March 26, 1996 (45 att.)
 Opponent--29; by Xavier, March 14, 1991 (40 att.)
 Free Throw Attempts--45; vs. Tulane, March 26, 1996 (33 made)
 Opponent--40; by Xavier, March 14, 1991 (28 made)
 Free Throw Percentage--.900; at Ohio State, March 20, 1989 (9-10)
 Opponent--.867; by Texas, March 15, 1978 (13-15)
 Rebounds--49; vs. Connecticut, March 19, 1992
 Opponent--63; by Marshall, March 13, 1967
 Assists--24; three times, most recently vs. Arkansas State, March 16, 1989
 Opponent--25; by New Mexico State, March 19, 1993; by Pennsylvania, March 17, 1994
 Blocked Shots--6; vs. Texas Christian, March 24, 1983; vs. Washington State, March 19, 1996; vs. Fresno State, March 22, 1996; vs. Washington, March 12, 1997
 Opponent--10; by DePaul, March 28, 1983; by Connecticut, March 21, 1997
 Steals--15; vs. Washington, March 12, 1997
 Opponent--16; by Tulane, March 26, 1996



Eric Piatkowski (above) and Bruce Chubick are the only players in school history to play on four straight NCAA Tournament teams.

NEBRASKA IN POSTSEASON TOURNAMENT PLAY

Year	Tournament/Round	Opponent	Result	Site
1948-49	*NCAA Playoff	Oklahoma State	L, 35-52	Kansas City, Mo.
1966-67	NIT/First Quarterfinals	Bye Marshall		New York, N.Y.
1977-78	NIT/First Quarterfinals	Utah State Texas	L, 88-119 W, 67-66 L, 48-67	Lincoln, Neb. Austin, Texas
1979-80	NIT/First	Michigan	L, 69-76	Ann Arbor, Mich.
1982-83	NIT/First Second Quarterfinals	Tulane Iona Texas Christian	W, 72-65 W, 85-73 W, 67-57	Lincoln, Neb. Lincoln, Neb. Lincoln, Neb.
1983-84	Semifinals NIT/First Second	DePaul Creighton Xavier (Ohio)	L, 58-68 W, 56-54 L, 57-58	New York, N.Y. Omaha, Neb. Cincinnati, Ohio
1984-85	NIT/First Second	Canisius UCLA	W, 79-66 L, 63-82	Lincoln, Neb. Los Angeles, Calif.
1985-86	NCAA/First	Western Kentucky	L, 59-67	Charlotte, N.C.
1986-87	NIT/First Second Quarterfinals Semifinals Third Place	Marquette Arkansas Washington Southern Mississippi Arkansas-Little Rock	W, 78-76 W, 78-71 W, 81-76 L, 75-82 W, 76-67 (OT)	Lincoln, Neb. Lincoln, Neb. Lincoln, Neb. New York, N.Y. New York, N.Y.
1988-89	NIT/First Second	Arkansas State Ohio State	W, 81-79 L, 74-85	Lincoln, Neb. Columbus, Ohio
1990-91	NCAA/First	Xavier (Ohio)	L, 84-89	Minneapolis, Minn.
1991-92	NCAA/First	Connecticut	L, 65-86	Cincinnati, Ohio
1992-93	NCAA/First	New Mexico State	L, 79-93	Syracuse, N.Y.
1993-94	NCAA/First	Pennsylvania	L, 80-90	Uniondale, N.Y.
1994-95	NIT/First Second	Georgia Penn State	W, 69-61 L, 65-59	Lincoln, Neb. Lincoln, Neb.
1995-96	NIT/First Second Third Semifinals Championship	Colorado State Washington State Fresno State Tulane St. Joseph's	W, 91-83 W, 82-73 W, 83-71 W, 90-78 W, 60-56	Fort Collins, Colo. Lincoln, Neb. Fresno, Calif. New York City New York City
1996-97	NIT/First Second Third	Washington Nevada Connecticut	W, 67-63 W, 78-68 L, 76-67	Lincoln, Neb. Reno, Nev. Storrs, Conn.

HUSKER POSTSEASON TOURNAMENT SUMMARY

In the NCAA: 0-5 (1986, 1991, 1992, 1993, 1994)

In the NCAA Playoffs: 0-1 (1949)

In the NIT: 19-10 (1967, 1978, 1980, 1983, 1984, 1985, 1987, 1989, 1995, 1996, 1997)

All-Time Postseason Record: 19-15

*Playoff game between Big Seven and Missouri Valley Conference champions for berth in eight-team NCAA Tournament field. Not considered to be "official" participation in the NCAA Tournament.



NEBRASKA POSTSEASON TOURNAMENT BOX SCORES

1967 NIT

MARSHALL 119, NEBRASKA 88

March 13--at New York City

Thundering Herd (119): Stone 20-38 6-6 46, Redd 6-12 5-8 17, Allen 1-2 1-2 3, Davidson 8-17 7-8 23, Diantoni 9-15 6-6 24, Dawson 0-1 0-0 0, D. Blankenship 1-1 0-0 2, Stepp 0-1 0-0 0, Watson 0-1 0-0 0, K. Blankenship 1-2 2-2 4, Beam 0-0 0-0 0. Team 46-90 27-32 119.

Cornhuskers (88): Tom Baack 13-24 7-9 33, Nate Branch 6-12 2-2 14, Willie Campbell 8-20 1-4 17, Stuart Lantz 4-14 1-2 9, Jim Damm 2-5 1-1 5, Frank Empey 2-5 0-0 4, Ron Simmons 1-3 0-0 2, Roger Leitner 0-2 0-1 0, Robert Wagner 1-2 0-3 2, Dan Shaver 0-1 0-0 0, Charles Stone 0-2 2-2 2. Team 37-90 14-22 88.

Marshall	58	61	--	119
Nebraska	39	49	--	88

FG%: Marshall 51.1, Nebraska 41.1. **FT%:** Marshall 84.4, Nebraska 63.6. **Rebounds:** Marshall 63 (Allen 16, Stone 11), Nebraska 47 (Baack 10). **Personal fouls:** Marshall 16, Nebraska 19. **Fouled out:** None. **Assists:** Marshall 21 (D'Antoni 11), Nebraska 19 (Baack 5). **Officials:** Lou Eisenstein, Jim Lennon. **Attendance:** 9,332.

Game Notes: In Huskers' first-ever "official" postseason appearance, Marshall decked NU, 119-88...Thundering Herd set NIT single-game records for points (119), field goals (46)...George Stone's 46 points most by college player in Madison Square Garden in 1967, equaled most-ever vs. Huskers...Baack had 33 points in final collegiate game, most points ever for NU player in postseason game...Huskers ended season with 16-9 mark, Marshall went on to a fourth-place tournament finish.

1978 NIT

NEBRASKA 67, UTAH STATE 66

March 8--at Lincoln, Neb.


Aggies (66): Preston Bailess 1-2 0-0 2, Dean Hunger 7-10 0-0 14, Mike Santos 10-16 0-0 20, Keith McDonald 5-11 3-3 13, Oscar Williams 2-5 3-4 1 7, Rawlee Perkins 0-0 0-0 0, Gary Furniss 0-0 0-0 0, Brian Jackson 2-2 6-8 10. Team 27-46 12-15 66.

Cornhuskers (67): Terry Novak 2-8 0-0 4, Curt Hedberg 3-8 5-5 11, Carl McPipe 4-9 2-6 10, Brian Banks 5-11 0-0 10, Bob Moore 1-4 0-0 2, Mike Naderer 6-9 0-0 12, Mark McVicker 0-1 0-0 0, Andre Smith 8-11 2-2 18. Team 29-61 9-13 67.

Utah State	36	30	--	66
Nebraska	32	35	--	67

FG%: Utah State 58.7, Nebraska 47.5. **FT%:** Utah State 80.0, Nebraska 69.2. **Rebounds:** Utah State 31 (Santos 9), Nebraska 24 (McPipe 7). **Personal fouls:** Utah State 16, Nebraska 16. **Fouled out:** Hunger. **Assists:** Utah State 21 (Williams 9), Nebraska 20 (Novak, Banks 6). **Turnovers:** Utah State 18, Nebraska 9. **Blocked shots:** Utah State 3 (Santos 3), Nebraska 0. **Steals:** Utah State 5 (McDonald 2), Nebraska 10 (Novak, Naderer 3). **Officials:** Rich Eichhorst and Rich Wanamaker. **Attendance:** 8,029.

Game Notes: Nebraska picked up school-record tying 22nd victory with first-round NIT victory over Utah State...first NIT appearance for Huskers since 1967...Aggies held 10-point half lead, were up four at halftime...game was tied at 62 with 2:34 to play, but McPipe's free throw with 1:52 left gave NU lead for good and its first postseason tournament win ever.



Nebraska's 1948-49 team lost to Oklahoma State, 52-35, in a playoff game at Kansas City, Mo., for the berth to the eight-team NCAA Tournament.

TEXAS 67, NEBRASKA 48

March 15--at Austin, Texas

Cornhuskers (48): Terry Novak 2-8 0-0 4, Curt Hedberg 0-5 2-2, Carl McPipe 7-19 2-3 16, Mike Naderer 0-2 2-2 2, Brian Banks 3-7 0-0 6, Bob Moore 0-5 0-0 0, Gerald Myrthil 1-4 0-0 2, Andre Smith 7-10 0-0 14, Sil Despot 1-1 0-0 2. Team 21-61 6-7 48.

Longhorns (67): Ron Baxter 4-6 2-3 10, Tyrone Branyan 4-6 0-0 8, Garry Goodner 6-8 4-5 16, Jim Krivacs 7-15 4-4 18, John Moore 6-9 1-1 13, John Danks 0-0 1-1 2, Tom Nichols 0-0 0-0 0. Team 27-44 13-15 67.

Nebraska	24	24	--	48
Texas	31	36	--	67

FG%: Nebraska 34.4, Texas 61.4. **FT%:** Nebraska 85.7, Texas 86.7. **Rebounds:** Nebraska 28 (McPipe 7), Texas 32 (Baxter 13). **Personal fouls:** Nebraska 15, Texas 13. **Fouled out:** None. **Assists:** Nebraska 13 (Novak 3), Texas 13 (Branyan, Moore 4). **Turnovers:** Nebraska 13, Texas 16. **Blocked shots:** Nebraska 0, Texas 1 (Baxter 1). **Steals:** Nebraska 4 (Banks 2), Texas 3 (Branyan, Goodner, Moore 1). **Officials:** Reggie Copland, Ben Dunn. **Attendance:** 13,000.

Game Notes: Texas and Coach Abe Lemons ended Nebraska's hopes for a school-record 23rd victory with a 21-point win over the Cornhuskers in Austin...NU trailed by seven at intermission, but shot 27.8 percent from the floor in the final 20 minutes while the Longhorns connected at a 68.4 percent clip...Huskers pulled within six early in second half, but Texas delivered 16-6 run and never looked back...Longhorns went on to win NIT title...Huskers ended season with 22-8 record.

1980 NIT

MICHIGAN 76, NEBRASKA 69

March 6--at Ann Arbor, Mich.


Cornhuskers (69): Ray Collins 5-11 4-4 4 14, Tim West 2-5 0-0 1 4, Andre Smith 13-18 4-6 30, Mike Naderer 0-2 1-2 1, Jack Moore 6-11 4-4 16, Greg Downing 1-2 0-0 2, Mark McVicker 1-4 0-0 2. Team 28-53 13-16 69.

Wolverines (76): Mike McGee 12-22 1-1 25, Thad Garner 2-5 1-4 5, Paul Heurman 7-8 2-2 16, Mark Lozier 0-1 0-0 0, Johnny Johnson 7-10 5-6 19, Keith Smith 4-7 3-3 11, Marty Bodnar 0-3 0-0 0, Mark Bodnar 0-0 0-0 0. Team 32-56 12-16 76.

Nebraska	31	38	--	69
Michigan	34	42	--	76

FG%: Nebraska 52.8, Michigan 57.1. **FT%:** Nebraska 81.2, Michigan 75.0. **Rebounds:** Nebraska 25 (Smith 12), Michigan 28 (Johnson 7). **Personal fouls:** Nebraska 16, Michigan 16. **Fouled out:** Collins, Heurman. **Assists:** Nebraska 7 (Moore 2), Michigan 9 (Johnson 4). **Turnovers:** Nebraska 10, Michigan 11. **Blocked shots:** Nebraska 3 (Collins, Moore, Downing 1), Michigan 2 (Garner, Heurman 1). **Steals:** Nebraska 4 (Collins 4), Michigan 6 (Lozier, Johnson 2). **Officials:** Ron Zetcher, Dick Sanders, Jack Savage. **Attendance:** 9,756.

Game Notes: After a heartbreaking 60-59 loss to Kansas State in semifinals of Big Eight Tournament, Nebraska made second NIT appearance in three seasons...next-to-last game for Michigan coach Johnny Orr, who resigned following the season to become head coach at Iowa State...Huskers' Smith ended career with 30-



Stan Cloudy averaged a team-high 16.5 points per outing in NU's run to the 1983 NIT semifinals.

point, 12-rebound effort...Michigan held 34-31 halftime lead and opened second half with 16-6 run and NU never came closer than three after that...loss ended NU's season at 18-13.

1983 NIT

NEBRASKA 72, TULANE 65

March 17--at Lincoln, Neb.

Green Wave (65): Paul Thompson 4-15 2-3 10, Elton Webster 6-10 3-4 15, John Williams 4-10 2-2 10, Daryl Moreau 3-7 0-0 6, Howard Jenkins 6-10 0-0 3, Kevin Saulny 2-2 0-0 4, Danny Gauthier 0-1 0-0 0, Curtis Wallace 4-5 0-1 8. Team 29-60 7-10 65.

Cornhuskers (72): Claude Renfro 4-10 2-3 10, Stan Cloudy 10-17 0-0 20, Dave Hoppen 6-10 4-9 16, David Ponce 7-14 2-3 16, Greg Downing 4-7 0-0 8, Eric Williams 0-3 0-0 0, Lenard Johnson 1-1 0-0 2. Team 32-62 8-15 72.

Tulane	35	30	--	65
Nebraska	36	36	--	72

FG%: Tulane 48.3, Nebraska 51.6. **FT%:** Tulane 70.0, Nebraska 53.3. **Rebounds:** Tulane 31 (Webster 9), Nebraska 37 (Cloudy 14). **Personal fouls:** Tulane 16, Nebraska 12. **Fouled out:** none. **Assists:** Tulane 18 (Moreau, Jenkins 6), Nebraska 24 (Cloudy 7). **Turnovers:** Tulane 16, Nebraska 11. **Blocked shots:** Tulane 2 (Thompson, Webster 1), Nebraska 0. **Steals:** Tulane 4 (four with one), Nebraska 9 (Ponce 3). **Officials:** Jim Harvey, Bob Straface, James Burroughs. **Attendance:** 12,053.



Game Notes: Nebraska earned first postseason bid in three seasons and picked up first postseason win since 1978 with opening-round victory over Green Wave...Huskers held one-point halftime lead, then used 57.7 percent shooting from the field in the last half to secure the win...Huskers used 12-7 run to take 10-point advantage and Green Waves never got closer than five.

NEBRASKA 85, IONA 73

March 21--at Lincoln, Neb.

Gaels (73): Tony Hargraves 3-9 2-4 8, Gary Springer 4-5 2-2 10, Bob Coleman 2-4 1-2 5, Rory Grimes 7-13 5-8 19, Steve Burt 9-16 4-5 22, Arnie Russell 4-5 1-2 9, Chris Crockett 0-2 0-0 0, Dan Parascandola 0-0 0-0 0, Mark Hooper 0-0 0-0 0. Team 29-54 15-23 73.

Cornhuskers (85): Claude Renfro 6-8 4-6 16, Stan Cloudy 9-17 6-8 24, Dave Hoppen 6-11 3-5 15, David Ponce 2-5 5-6 11, Greg Downing 4-8 2-4 10, Eric Williams 1-2 0-0 2, Leonard Johnson 2-2 3-5 7, Terry Smith 0-0 0-0 0, Handy Johnson 0-1 0-0 0. Team 31-54 23-34 85.

Iona	39	34	--	73
Nebraska	40	45	--	85

FG%: Iona 53.7, Nebraska 57.4. **FT%:** Iona 65.2, Nebraska 67.6. **Rebounds:** Iona 36 (Russell 10), Nebraska 27 (Cloudy 8). **Personal fouls:** Iona 31, Nebraska 18. **Fouled out:** Springer, Coleman, Russell. **Assists:** Iona 11 (Grimes 6), Nebraska 24 (Cloudy, Williams 5). **Turnovers:** Iona 30, Nebraska 17. **Blocked shots:** Iona 2 (Springer, Russell 1), Nebraska 5 (Johnson 3). **Steals:** Iona 7 (Burt 3), Nebraska 6 (Renfro 3). **Officials:** Sonny Holmes, Allie Prescott, Bob McGrath. **Attendance:** 14,712.

Game Notes: Nebraska advanced to the NIT quarterfinals with a 12-point victory over Iona...Huskers held one-point halftime lead, but visting Gaels took 47-46 lead on Hargraves' dunk, but Cloudy jumper seconds later gave NU lead for good...Cloudy had second straight 20-point outing with a game-high 24 points.

NEBRASKA 67, TEXAS CHRISTIAN 57

March 24--at Lincoln Neb.

Horned Frogs (57): Doug Arnold 7-17 2-2 16, Nick Cucinella 0-1 0-0 0, Brian Christensen 3-6 0-0 6, Dennis Nutt 4-15 0-0 8, Darrell Browder 11-27 3-6 25, Tom Mortimer 0-1 0-0 0, Kenny Hart 0-0 0-0 0, Johnny Pate 1-1 0-0 2, Paul Kapturkiewicz 0-0 0-0 0. Team 26-68 5-8 57.

Cornhuskers (67): Claude Renfro 1-2 6-9 8, Stan Cloudy 8-13 2-2 18, Dave Hoppen 8-14 0-0 16, David Ponce 2-8 2-3 6, Greg Downing 5-6 0-0 10, Brett Hughes 0-0 0-1 0, Eric Williams 1-1 0-0 2, Leonard Johnson 2-3 1-2 5, Trent Scarlett 0-0 2-2 2. Team 27-47 13-19 67.

Texas Christian	19	39	--	57
Nebraska	36	31	--	67

FG%: Texas Christian 38.2, Nebraska 57.4. **FT%:** Texas Christian 62.5, Nebraska 68.4. **Rebounds:** Texas Christian (Arnold 9), Nebraska 31 (Cloudy 9). **Personal fouls:** Texas Christian 20, Nebraska 17. **Fouled out:** none. **Assists:** Texas Christian 7 (Browder 3), Nebraska 23 (Ponce, Downing 7). **Turnovers:** Texas Christian 15, Nebraska 18. **Blocked shots:** Texas Christian 3 (Arnold 3), Nebraska 6 (Hoppen 4). **Steals:**



Nebraska's 1983 NIT Semifinal team

Texas Christian 8 (Arnold 3), Nebraska 4 (Ponce 2). **Officials:** Jim Desmond, Mike Stockner, Art Willard. **Attendance:** 14,753.

Game Notes: Nebraska bolted to a 19-8 lead in the game's first eight minutes, and owned 36-19 halftime advantage as Huskers held Horned Frogs to 27.6 percent shooting from the floor in the opening half...Huskers built lead to as many as 24 in last half, and the closest TCU came was 10 twice...Cloudy again led the way with a team-high 18 points...crowd was largest of the season, allowed Huskers to break the Devaney Center record for total attendance...fans started lining up before 6 a.m. on March 22nd for tickets to game, the then-14,438-seat Devaney Center sold out in five hours after windows opened at 9 a.m....school-record-tying 22nd win.

DEPAUL 68, NEBRASKA 58

March 28--at New York City (Semifinals)

Blue Demons (68): Tyrone Corbin 5-9 5-7 15, Kevin Holmes 1-4 2-2 4, Brett Burkholder 0-2 3-4 3, Tony Jackson 5-10 7-9 17, Kenny Patterson 2-7 5-7 9, Bernard Randolph 5-13 3-6 13, Walter Downing 2-8 1-2 5, Raymond McCoy 0-1 0-0 0, Jerry McMillan 1-2 0-0 2. Team 21-56 26-37 68.

Cornhuskers (58): Stan Cloudy 2-13 0-0 4, Claude Renfro 5-13 3-4 13, Dave Hoppen 5-13 5-13 15, Greg Downing 3-6 4-4 10, David Ponce 2-5 0-1 4, Eric Williams 2-5 2-2 6, Leonard Johnson 3-6 0-0 6, Terry Smith 0-1 0-0 0, Kenny Walton 0-0 0-0 0. Team 22-62 14-24 58.

DePaul	36	32	--	68
Nebraska	31	27	--	58

FG%: DePaul 37.5, Nebraska 35.5. **FT%:** DePaul 70.3, Nebraska 58.3. **Rebounds:** DePaul 48 (Corbin 16), Nebraska 41 (Hoppen 9). **Personal fouls:** DePaul 19, Nebraska 27. **Fouled out:** Jackson, Downing, Renfro, Ponce. **Assists:** DePaul 11 (Patterson 3), Nebraska 18 (Downing 5). **Turnovers:** DePaul 16, Nebraska 18. **Blocked shots:** DePaul 10 (Downing 8), Nebraska 4 (Hoppen 4). **Steals:** DePaul 9 (Burkholder, Jackson 2), Nebraska 7 (Downing 3). **Officials:** Joey Sylvester, Ed Cartotto, Dave Pollack. **Attendance:** 8,614.

Game Notes: DePaul ended Nebraska's NIT title bid...Hoppen earned first-team All-NIT honors...Huskers never led, as Blue Demons built 15-point first-half lead and led by five at halftime...NU

tied game at 52 on Hoppen jumper with 8:42 to go, but Patterson's jumper seconds later gave DePaul lead for good as Huskers hit just 30.3 percent from the floor in last half...Huskers ended season with 22-10 record, DePaul lost in title game to Fresno State.

1984 NIT

NEBRASKA 56, CREIGHTON 54

March 15--at Omaha, Neb.

Cornhuskers (56): Ronnie Smith 2-4 0-0 4, Stan Cloudy 0-3 0-0 0, Dave Hoppen 11-20 3-3 25, David Ponce 4-7 2-2 10, Eric Williams 3-8 0-0 6, Brian Carr 2-7 0-0 4, Curtis Moore 3-7 1-2 7, James Moore 0-1 0-0 0, John Matzke 0-0 0-0 0. Team 25-57 6-7 56.

Bluejays (54): Gregory Brandon 1-6 0-0 2, Karlas Gripado 0-0 0-0 0, Benoit Benjamin 10-14 3-3 23, Gary Swain 4-7 2-3 10, Vernon Moore 6-11 2-5 14, Kenny Evans 2-6 1-2 5, Reggie Morris 0-0 0-0 0, Kenny Smith 0-0 0-0 0. Team 23-44 8-13 54.

Nebraska	28	28	--	56
Creighton	31	23	--	54

FG%: Nebraska 43.9, Creighton 52.2. **FT%:** Nebraska 85.7, Creighton 61.5. **Rebounds:** Nebraska 27 (Hoppen 10), Creighton 30 (Benjamin 14). **Personal fouls:** Nebraska 14, Creighton 12. **Fouled out:** Ponce. **Assists:** Nebraska 15 (Carr, Ponce 5), Creighton 9 (Moore 4). **Turnovers:** Nebraska 9, Creighton 14. **Blocked shots:** Nebraska 1 (Cloudy), Creighton 3 (Benjamin 2). **Steals:** Nebraska 4 (Smith 3), Creighton 7 (Evans 3). **Officials:** Verl Sell and Mike Stockner. **Attendance:** 9,158.

Game Notes: After handing Creighton a 65-56 loss in Lincoln during the regular season, the Cornhuskers rallied from three-point halftime deficit to knock off Bluejays in first round of NIT at Omaha...Hoppen tied the game at 54 with 12 seconds to play, and put Nebraska ahead when he made a free throw after a technical foul had been called on CU's Benjamin...Moore then made one of two free throws with three seconds to give NU two-point win...Hoppen had game-high 25 points, outscored Creighton's Benjamin in two meetings, 52-33...NU earned consecutive postseason bids for first time ever.

XAVIER 58, NEBRASKA 57

March 19--at Cincinnati, Ohio

Cornhuskers (57): Curtis Moore 2-8 1-1 5, Ronnie Smith 2-3 0-0 4, Dave Hoppen 9-14 4-5 22, David Ponce 5-9 0-0 10, Eric Williams 1-6 0-0 2, Brian Carr 1-3 0-1 2, Stan Cloudy 5-11 2-2 12, John Matzke 0-0 0-0 0. Team 25-54 7-9 57.

Muskateers (58): Dexter Bailey 4-8 0-1 8, John Shimko 0-3 4-4 4, Jeff Jenkins 9-14 0-0 18, Ralph Lee 1-5 2-2 4, Victor Fleming 6-10 8-8 20, Leroy Greenridge 0-0 0-0 0, Richard Harris 2-4 0-2 4, Walter McBride 0-0 0-0 0. Team 22-44 14-17 58.

Nebraska	25	32	--	57
Xavier	30	28	--	58

FG%: Nebraska 46.3, Xavier 50.0. **FT%:** Nebraska 77.8, Xavier 82.4. **Rebounds:** Nebraska 29 (7 Hoppen), Xavier 26 (6 Shimko). **Personal fouls:** Nebraska 18, Xavier 12. **Fouled out:** Ponce. **Assists:** Nebraska 18 (Williams 5), Xavier 14 (Lee 9). **Turnovers:** Nebraska 13, Xavier 14. **Blocked shots:** Nebraska 0, Xavier 2 (Bailey, Jenkins 1). **Steals:** Nebraska 5 (Cloudy 2), Xavier 4 (four with one). **Officials:** Don Ferguson, Walley Tanner, Reggie Copeland. **Attendance:** 9,519.

Game Notes: Forced to the road for a second-straight game because the Devaney Center was being utilized for the NCAA Midwest Regional, Huskers couldn't overcome Xavier's five-point halftime advantage...Nebraska had 49-48 lead with five minutes to play, but Xavier scored four-straight points to take 52-49 lead and closest Huskers came was one on two occasions...NU pulled to within 56-55 on Cloudy jumper with 22 seconds to play, but Shimko's free throws sealed Muskateer win...Hoppen had game-high 22 to lead Huskers, would go on to play for NIT All-Star team in summer...NU ended season with 18-12 record.

1985 NIT

NEBRASKA 79, CANISIUS 66

March 13--at Lincoln, Neb.

Golden Griffins (66): Brian Smith 1-5 3-4 5, Derrick Russell 0-3 2-2 2, Mike Smrek 6-7 2-4 14, Michael Ray Jackson 4-7 2-3 10, Ray Hall 5-13 6-8 16, Gregg Martinsen 1-2 3-7 5, Mike Trivisonno 0-2 0-0 0, Lamont Gilbert 3-7 0-0 6, Chris Heinold 4-11 0-1 8. Team 24-57 18-28 66.

Cornhuskers (79): Curtis Moore 5-12 1-1 11, Bill Jackman 4-8 7-9 15, Dave Hoppen 4-8 13-16 21, Harvey Marshall 5-10 4-4 14, Brian Carr 3-5 4-5 10, Demetrius Buchanan 1-5 3-4 5, Anthony White 0-0 0-0 0, Joel Sealer 0-0 1-2 1, Mike Martz 0-1 0-0 0, Ronnie Smith 0-1 0-0 0, John Matzke 1-3 0-0 2. Team 23-53 33-41 79.

Canisius	33	33	--	66
Nebraska	36	43	--	79

FG%: Canisius 42.1, Nebraska 43.3. **FT%:** Canisius 64.2, Nebraska 80.5. **Rebounds:** Canisius 38 (Martinsen 7), Nebraska 34 (Jackman 10). **Total fouls:** Canisius 31, Nebraska 25. **Fouled out:** Smrek, Gilbert, Heinhold, Moore, Matzke. **Assists:** Canisius 12 (Hall 3, Martinsen 3, Trivisonno 3), Nebraska 18 (Marshall 5). **Turnovers:** Canisius 14, Nebraska 8. **Blocked shots:** Canisius 2 (Heinhold 2), Nebraska 1 (Smith 1). **Steals:** Canisius 4 (Smith 2), Nebraska 9 (Moore 4). **Officials:** Eric Harmon, Verl Sell, Ted Hillary. **Attendance:** 7,443.

Game Notes: Nebraska's third-straight NIT bid...game tied Sports Center records for free-throw attempts by both teams (69), disqualifications by both teams (five), disqualifications by one team (3 by Canisius)...Hoppen passed Andre Smith to become Nebraska's No. 2 and Big Eight's No. 12 career scorer with 1,724 points...Jackman had career-high 10 rebounds.

UCLA 82, NEBRASKA 63

March 19--at Los Angeles

Cornhuskers (63): Curtis Moore 4-8 0-0 8, Bill Jackman 4-6 0-0 8, Dave Hoppen 10-20 3-4 23, Brian Carr 2-6 0-0 4, Harvey Marshall 4-10 0-0 8, Ronnie Smith 1-1 0-0 2, John Matzke 1-1 0-0 2, Demetrius Buchanan 3-6 0-2 6, Mike Martz 0-0 0-0 0, Joel Sealer 1-2 0-0 2, Anthony White 0-0 0-1 0. Team 30-60 3-7 63.

Bruins (82): Gary Maloncon 5-12 0-0 10, Reggie Miller 10-15 9-9 29, Brad Wright 1-6 2-4 4, Montel Hatcher 8-13 2-2 18, Nigel Miguel 6-10 2-2 14, Kelvin Butler 1-1 0-0 2, Corey Gaines 0-2 1-2 1, Dave Immel 0-1 0-0 0, Jack Haley 1-1 0-0 2, Jerald Jones 1-1 0-0 2, Jeff Dunlap 0-0 0-0 0, Darryl Morris 0-1 0-0 0. Team 33-63 16-19 82.

Nebraska	31	32	--	63
UCLA	41	41	--	82





Nebraska's 1986 NCAA Tournament team

FG %: Nebraska 50.0, UCLA 52.4. **FT%:** Nebraska 42.9, UCLA 84.2. **Rebounds:** Nebraska 27 (Hoppen 9), UCLA 34 (Wright 15). **Total fouls:** Nebraska 19, UCLA 12. **Fouled out:** Matzke. **Assists:** Nebraska 18 (Carr 6), UCLA 16 (Wright 4). **Turnovers:** Nebraska 17, UCLA 12. **Blocked shots:** Nebraska 3 (Smith 2), UCLA 5 (Wright 4). **Steals:** Nebraska 5 (Moore 2), UCLA 8 (Miller 4). **Officials:** Robert McKendry, James Danner, Fred Carbone. **Attendance:** 7,228.

Game Notes: Hoppen became eighth Big Eight player and first Husker to score 700 points in a season, finishing with 704... Nebraska's ninth-straight road loss...NU ended season with 16-14 record, UCLA went on to win NIT title for first-time ever.

1986 NCAA

WESTERN KENTUCKY 67, NEBRASKA 59

March 14--at Charlotte, N.C.

Cornhuskers (59): Bernard Day 8-14 2-4 18, John Matzke 0-1 0-0 0, Chris Logan 3-5 4-8 10, Harvey Marshall 4-9 3-3 11, Brian Carr 4-12 2-2 0, Darren Brown 0-0 0-0 0, Anthony Bailous 4-6 2-2 10. Team 23-47 13-19 59

Hilltoppers (67): Kannard Johnson 4-11 2-2 10, Ray Swogger Clarence Martin 5-8 1-3 11, James McNary 0-8 8-8 8, Billy Gordon 6-16 0-0 12, Kurk Lee 0-0 0-0 0, Brett McNeal 2-4 0-0 4, Fred Tisdale 0-0 0-0 0, Tellis Frank 3-6 0-0 6. Team 28-68 11-13 67.

Nebraska	26	33	--	59
Western Kentucky	33	34	--	67

FG%: Nebraska 48.9, Western Kentucky 41.1. **FT%:** Nebraska 68.6, Western Kentucky 84.6. **Rebounds:** Nebraska 35 (Logan 12), Western Kentucky 35 (Martin 12). **Total fouls:** Nebraska 14, Western Kentucky 18. **Fouled out:** none. **Assists:** Nebraska 8 (Carr 5), Western Kentucky 11 (McNary 7). **Turnovers:** Nebraska 13, Western Kentucky 4. **Blocked shots:** Nebraska 0, Western Kentucky 0. **Steals:** Nebraska 2 (Marshall 1, Logan 1), Western Kentucky 1 (Gordon 1). **Officials:** Mark Reischling, Charlie Vacca, Sam Lickliter. **Attendance:** 11,666.

Game Notes: Nebraska's first official appearance in NCAA Tournament...Huskers trailed, 53-35, with 10:34 left, outscored Hilltoppers 20-6, to pull within 59-55 with 1:33 to go, but could get no closer...Huskers ended season with a 19-11 record...Coach Moe Iba resigned after game.

1987 NIT

NEBRASKA 78, MARQUETTE 76

March 11--at Lincoln, Neb.

Warriors (76): David Boone 4-8 4-8 12, Michael Flory 3-6 0-0 6, Tom Copa 7-9 0-1 14, Michael Sims 1-2 0-0 3, Tony Smith 6-9 5-6 18, Kevin Johnson 6-9 3-4 16, Pat Foley 2-4 0-0 4, Tony Reeder 0-1 1-2 1. Team 29-48 13-20 76.

Cornhuskers (78): Derrick Vick 5-9 4-4 14, Bernard Day 8-8 2-2 18, Bill Jackman 2-4 5-8 9, Henry Buchanan 3-9 1-3 9, Brian Carr 5-11 0-2 12, Jeff Rekeweg 0-2 0-0 0, Richard van Poelgeest 0-2 0-0 0, Anthony Bailous 6-7 2-2 14, Keith Neubert 1-2 0-0 2. Team 30-54 14-21 78.

Marquette	44	32	--	76
Nebraska	38	40	--	78

3-point goals: Marquette 5-13 (Flory 2-5, Sims 1-2, Smith 1-2, Johnson 1-2, Foley 0-2), Nebraska 4-10 (Buchanan 2-4 Carr 2-5, Rekeweg 0-1). **FG%:** Marquette 60.4, Nebraska 55.6. **FT%:** Marquette 65.0, Nebraska 66.7. **Rebounds:** Marquette 28 (Copa 9), Nebraska 22 (Vick 6, Day 6). **Personal fouls:** Marquette 18, Nebraska 16. **Fouled out:** none. **Assists:** Marquette 19 (Johnson 8), Nebraska 16 (Day 5). **Turnovers:** Marquette 19, Nebraska 11. **Blocked shots:** Marquette 1 (Copa), Nebraska 1 (Jackman 1). **Steals:** Marquette 5 (Copa 3), Nebraska 8 (Day 3). **Officials:** Daniel Christmas, Ronald Olesiak, Daniel Taylor. **Attendance:** 12,096.

Game Notes: Carr hit short jumper with, officially, .07 seconds left, and was fouled in the act of shooting...he intentionally missed free throw and Marquette was unable to call time out...first Nebraska-Marquette game in 28 years...fifth-straight postseason tournament bid for the Cornhuskers.

NEBRASKA 78, ARKANSAS 71

March 17--at Lincoln, Neb.

Razorbacks (71): Mike Ratliff 3-4 1-3 7, Stephan Moore 1-2 0-0 2, Mario Credit 2-2 0-0 4, Keith Wilson 0-6 3-4 3, Ron Huery 3-8 4-7 10, Allie Freeman 3-4 3-5 9, Andrew Lang 2-4 0-1 4, Kenny Hutchinson 1-1 0-0 2, Phillip McKellar 3-4 2-2 9, Cannon Whitby 1-4 0-1 2, Tim Scott 5-12 3-5 17, Shawn Baker 0-1 2-2 2. Team 24-52 18-30 71.

Cornhuskers (78): Derrick Vick 8-9 2-5 18, Bernard Day 6-8 7-9 19, Bill Jackman 1-5 0-0 2, Henry Buchanan 0-7 11-13 11, Brian Carr 2-9 2-4 6, Jeff Rekeweg 0-0 0-0 0, Richard van Poelgeest 0-2 0-0 0, Anthony Bailous 9-12 2-3 20, Joel Sealer 0-0 0-0 0, Mike Martz 0-0 0-0 0, Keith Neubert 1-3 0-0 2. Team 27-55 24-34 78.

Arkansas	12	59	--	71
Nebraska	31	47	--	78

3-point goals: Arkansas 5-17 (Huery 0-4, McKellar 1-1, Whitby 0-3, Scott 4-9), Nebraska 0-5 (Buchanan 0-1, Carr 0-4). **FG%:** Arkansas 46.2, Nebraska 49.1. **FT%:** Arkansas 60.0, Nebraska 70.6. **Rebounds:** Arkansas 33 (Lang 8), Nebraska 39 (Jackman 9). **Personal fouls:** Arkansas 28, Nebraska 24. **Fouled out:** Wilson, Bailous. **Assists:** Arkansas 9 (Huery 3), Nebraska 18 (Buchanan 6). **Turnovers:** Arkansas 19, Nebraska 16. **Blocked shots:** Arkansas (3 with 1), Nebraska 0. **Steals:** Arkansas 10 (Huery 4), Nebraska 4 (four with 1). **Officials:** Ted Hillary, Randy Drury, Ronald Winter. **Attendance:** 14,529.



Game Notes: Razorbacks' 12 first-half points were a Devaney Center record for the fewest scored in a half, but their 59 second-half points were two off the record for most in a half...Hogs had as many turnovers as field-goal attempts (15) in the first half, made just three field goals...Arkansas closed within 53-50 with 7:12 left, but Huskers answered with 11-1 rally to regain breathing room and wrapped up win when Buchanan made six-straight free throws in last 1:41...Huskers' fifth-straight home-court win, NU's seventh win in seven all-time NIT home games...crowd was largest of season.

NEBRASKA 81, WASHINGTON 76

March 21--at Lincoln, Neb.

Huskies (76): Kevin Vidato 0-1 0-0 0, Phil Zevenbergen 4-11 4-4 12, Chris Welp 8-12 2-2 18, Greg Hill 10-25 0-1 25, Eldridge Recasner 4-7 2-2 10, Jeff Sanor 0-0 0-0 0, Al Moscatel 0-1 4-4 4, Mark West 1-2 3-4 5, Ron Caldwell 1-1 0-0 2, J.D. Taylor 0-1 0-2 0. Team 28-61 15-19 76.

Cornhuskers (81): Derrick Vick 5-13 7-10 17, Bernard Day 4-8 7-8 15, Bill Jackman 1-2 2-3 4, Henry Buchanan 5-6 2-2 15, Brian Carr 4-11 7-8 17, Richard van Poelgeest 0-2 0-0 0, Anthony Bailous 2-8 3-5 7, Keith Neubert 2-6 2-2 6. Team 23-56 30-38 81.

Washington	30	46	--	76
Nebraska	36	45	--	81

3-point goals: Washington 5-14 (Hill 5-13, Moscatel 0-1), Nebraska 5-11 (Buchanan 3-4, Carr 2-6 Bailous 0-1). **FG%:** Washington 45.9, Nebraska 41.1. **FT%:** Washington 78.9, Nebraska 78.9. **Rebounds:** Washington 42 (Zevenbergen 10), Nebraska 30 (Vick 8). **Personal fouls:** Washington 30, Nebraska 18. **Fouled out:** Zevenbergen, Welp, Vidato, Moscatel. **Assists:** Washington (Moscatel 4), Nebraska 15 (three with 3). **Turnovers:** Washington 21, Nebraska 14. **Blocked shots:** Washington 3 (Zevenbergen 2), Nebraska 1 (Vick 1). **Steals:** Washington 2 (Zevenbergen 1, Recasner 1), Nebraska 11 (Jackman 3). **Officials:** Dan Christmas, Ken Falkner, Tom O'Neill. **Attendance:** 14,460.

Game Notes: Nebraska built a 57-44 lead with 11:26 left, but Hill hit three-straight three-point goals to ignite a 27-9 Washington rally which gave Huskies 71-66 lead with 2:02 to go...Huskers rallied to regain 72-71 lead, but two Recasner



Nebraska's 1987 NIT Semifinal team

free throws put Washington back up, 73-72, with 50 seconds left...Carr hit a three-point shot with 33 seconds remaining to give NU the lead for good, 75-73, then hit four free throws in last 14 seconds... Buchanan's two free throws with four seconds to go iced Nebraska's second trip in five years to New York and NIT Final Four...win also gave Nebraska its fifth 20-win basketball season...Carr increased career scoring total to 1,152 passed Marvin Stewart and Brian Banks to move into ninth on Husker career scoring chart...his three assists increased his career total to 666 and he moved past Iowa State's Jeff Hornacek into second on the Big Eight career assist chart...crowd was second-largest of season, enabled Nebraska to set season total attendance record of 197,395...Huskers' sixth straight homecourt win, eighth win in eight NIT home games.

SOUTHERN MISSISSIPPI 82, NEBRASKA 75

March 24--at New York City (Semifinals)

Golden Eagles (82): Derrek Hamilton 4-13 3-4 11, John White 5-12 6-7 19, Randolph Keys 10-18 4-4 24, Casey Fisher 2-5 0-0 6, Kenny Siler 2-7 0-1 4, Willie Brown 0-2 0-0 0, Randy Pettus 3-7 0-1 8, Jurado Hinton 4-5 2-3 10, Jimmy Smith 0-0 0-0 0. Team 30-69 15-20 82.

Cornhuskers (75): Derrick Vick 8-9 3-4 19, Bernard Day 4-9 6-9 14, Bill Jackman 3-7 1-1 7, Henry Buchanan 3-10 0-0 7, Brian Carr 5-14 1-1 12, Anthony Bailous 5-12 2-3 14, Keith Neubert 1-4 0-0 2, Richard van Poelgeest 0-0 0-0 0, Jeff Rekeweg 0-1 0-0 0. Team 29-66 13-19 75.

Southern Mississippi	43	39	--	82
Nebraska	42	33	--	75

3-point goals: Southern Mississippi 7-14 (White 3-5, Fisher 2-4, Siler 0-1, Pettus 2-4), Nebraska 4-9 (Buchanan 1-2, Carr 1-4, Bailous 2-3). **FG%:** Southern Mississippi 43.5, Nebraska 43.9. **FT%:** Southern Mississippi 75.0, Nebraska 68.4. **Rebounds:** Southern Mississippi 46 (Keys 9), Nebraska 39 (Jackman 9). **Personal fouls:** Southern Mississippi 18, Nebraska 22. **Fouled out:** none. **Assists:** Southern Mississippi 22 (Pettus 8), Nebraska 16 (Carr 7). **Turnovers:** Southern Mississippi 17, Nebraska 19. **Blocked shots:** Southern Mississippi 6 (Keys 2, Hinton 2), Nebraska 2 (Day 1, Bailous 1). **Steals:** Southern Mississippi 6 (White 2, Keys 2), Nebraska 9 (Bailous 3). **Officials:** Larry Lembo, Jim Garvey, Jim Kinsey. **Attendance:** 7,965.

Game Notes: Nebraska led by 13 twice in first half, second time at 22-9 with 13:10 to go, but Eagles came back to take 43-42 halftime lead...Huskers bounced back at start of second half and led, 56-52, with 11:01 left, but USM launched 21-6 rally to take command of the game...Eagles went on to win NIT title game from La Salle two nights later, 84-80...first-ever meeting between Nebraska and Southern Mississippi.

NEBRASKA 76, ARKANSAS-LITTLE ROCK 67 (OT)

March 26--at New York City (Semifinals)

Cornhuskers (76): Derrick Vick 6-11 5-7 17, Bernard Day 4-5 2-4 10, Bill Jackman 3-5 2-2 8, Henry Buchanan 3-7 0-0 8, Brian Carr 6-16 3-3 18, Keith Neubert 2-5 2-4 6, Anthony Bailous 2-7 4-4 9, Mike Martz 0-0 0-0 0. Team 26-57 18-24 76.

Trojans (67): James Dawn 8-16 6-9 22, Daron Hoges 5-14 1-3 11, Jeff Cummings 0-0 2-2 2, Juric Brown 3-9 3-4 9, Paul Springer 1-2 0-0 2, Curtis Kidd 4-11 8-9 16, Reggie Smith 1-1 0-0 2, Eddie Powell 1-6 0-0 3. Team 23-59 20-27 67.



HUSKER RECORDS

Nebraska	37	28	11--	76
Arkansas-Little Rock	32	33	2--	67

3-point goals: Nebraska 6-13 (Buchanan 2-5, Carr 3-7, Bailous 1-1), Arkansas-Little Rock 1-7 (Dawn 0-1, Brown 0-2, Powell 1-4). **FG%:** Nebraska 46.4, Arkansas-Little Rock 39.0. **FT%:** Nebraska 75.0, Arkansas-Little Rock 74.1. **Rebounds:** Nebraska 34 (Vick 12), Arkansas-Little Rock 42 (Dawn 13). **Personal fouls:** Nebraska 19, Arkansas-Little Rock 19. **Fouled out:** Jackman, Neubert. **Assists:** Nebraska 19 (Carr 9), Arkansas-Little Rock 17 (Springer 5). **Turnovers:** Nebraska 14, Arkansas-Little Rock 15. **Blocked shots:** Nebraska 5 (Vick 3), Arkansas-Little Rock 2 (Cummings 1, Kidd 1). **Steals:** Nebraska 8 (Carr 6), Arkansas-Little Rock 7 (Dawn 2, Hoges 2, Kidd 2). **Officials:** Jim Burr, Dave Day, Mark DiStoala. **Attendance:** 12,742.

Game Notes: Nebraska led by as many as 12 in first half and was up, 58-51, with 9:17 left in regulation, but UALR outscored Huskers, 12-2, over next six minutes to take 63-60 lead with 3:25 to go...Carr hit three-pointer to tie, then Day scored with 1:44 left to give NU 65-63 lead...Dawn scored 15 seconds later to tie it again, but missed two potential winning free throws with 20 seconds left...Nebraska scored first 11 points of overtime to get 21st win of season...win was Huskers' fourth in OT in 1986-87 and team's ninth-straight in overtime over four-year period...Carr's nine assists (all in regulation) left him with 682 career assists, two behind the Big Eight record of 684 set the previous week by Cedric Hunter of Kansas...Vick was named to All-NIT team.

1989 NIT

NEBRASKA 81, ARKANSAS STATE 79

March 16--at Lincoln, Neb.

Indians (79): John Tate 11-16 1-6 23, Ed Louden 8-15 1-2 22, Greg Williams 1-1 0-0 2, Chris Dillard 2-5 0-1 5, Carl Archer 2-3 0-1 4, Alan Bannister 3-5 0-0 6, Bo Brown 4-5 3-5 11, Barry Mayberry 1-4 0-0 3, Kyle James 1-2 0-0 3, Bobby Collins 0-0 0-0 0. Team 33-56 5-15 79.

Cornhuskers (81): Richard van Poelgeest 7-10 2-4 16, Beau Reid 4-8 3-6 12, Rich King 6-8 4-7 16, Clifford Scales 0-4 0-0 0, Eric Johnson 6-13 4-4 18, Pete Manning 3-4 5-6 11, Ray Richardson 3-7 1-2 8, Todd Koca 0-0 0-0 0, Dapreis Owens 0-1 0-1 0. Team 29-55 19-30 81.

Arkansas State	33	46	--	79
Nebraska	42	39	--	81

3-point goals: Arkansas State 8-14 (Louden 5-8, Dillard 1-2, Mayberry 1-3, James 1-1), Nebraska 4-9 (Reid 1-2, Johnson 2-3, Richardson 1-4). **FG%:** Arkansas State 58.9, Nebraska 52.7. **FT%:** Arkansas State 33.3, Nebraska 63.3. **Rebounds:** Arkansas State 36 (Brown 9), Nebraska 26 (Manning 5). **Personal fouls:** Arkansas State 23, Nebraska 26. **Assists:** Arkansas State 19 (Archer 7), Nebraska 24 (Scales 10). **Turnovers:** Arkansas 22, Nebraska 12. **Blocked shots:** Arkansas State 2 (Williams, Bannister), Nebraska 2 (King, Manning). **Steals:** Arkansas State 6 (Brown 3), Nebraska 9 (Johnson 4). **Officials:** Dan Niksich, William Kennedy, Richard Ball. **Attendance:** 8,862.

Game Notes: Arkansas State's Dillard had chance to send game into overtime, but the freshman missed front end of one-and-one free-throw with no time left on clock (officials ruled that foul by Nebraska's Johnson came before horn sounded)...Huskers



Nebraska's 1991 NCAA Tournament team owns the school single-season victory record with 26 wins.

roared to 65-48 lead with 12:21 left, but 10-0 Indian run from 4:59 to 0:48 capped 31-11 ASU rally that gave visitors' 79-76 lead...Johnson, playing in what proved to be his final career home game, got NU within 79-78 on 13-foot jumper with 0:32 left, grabbed rebound when Archer missed front end of one-and-one with 0:25 to go, then hit both ends of 2-shot free throw situation with 0:14 left for winning points...Scales failed to score for first time in 1988-89, but had career-high 10 assists, equaling season high for Huskers...win gave NU 9-0 Devaney Center record in NIT, assured winning season, was Nebraska's only 1988-89 win when opponent shot 50 percent or better from field...first-ever NU-ASU meeting.

OHIO STATE 85, NEBRASKA 74


March 20--at Columbus, Ohio

Cornhuskers (74): Richard van Poelgeest 1-3 0-0 2, Beau Reid 4-11 1-2 9, Rich King 2-6 0-0 4, Eric Johnson 9-15 0-0 23, Clifford Scales 2-6 2-2 6, Dapreis Owens 7-11 4-4 18, Pete Manning 1-5 0-0 2, Ray Richardson 3-9 2-2 10. Team 29-66 9-10 74.

Buckeyes (85): Tony White 3-6 0-0 6, Jerry Francis 6-15 0-0 12, Perry Carter 5-7 3-6 13, Chris Jent 1-5 1-2 4, Jamaal Brown 3-6 5-6 13, James Bradley 3-6 2-3 11, Eli Brewster 0-1 0-0 0, Joe Dumas 1-1 2-2 4, Treg Lee 1-1 0-0 2, Steve Hall 0-0 0-0 0, Grady Mateen 6-9 8-9 20, Bill Robinson 0-1 0-0 0. Team 29-58 21-28 85.

Nebraska	37	37	--	74
Ohio State	43	42	--	85

3-point goals: Nebraska 7-19 (Reid 0-3, Johnson 5-8, Scales 0-1, Richardson 2-7), Ohio State 6-11 (Jent 1-2, Brown 2-3, Bradley 3-5, Brewster 0-1). **FG%:** Nebraska 43.9, Ohio State 50.0. **FT%:** Nebraska 90.0, Ohio State 75.0. **Rebounds:** Nebraska 30 (Reid 7, Owens 7), Ohio State 25 (Carter 12). **Personal fouls:** Nebraska 20, Ohio State 13. **Fouled out:** none. **Assists:** Nebraska 17 (Reid 5, Johnson 5), Ohio State 15 (Jent 5). **Turnovers:** Nebraska 16, Ohio State 15. **Blocked shots:** Nebraska 1 (Scales), Ohio State 4 (Carter 3). **Steals:** Nebraska 4 (Johnson 2), Ohio State 0. **Officials:** Kerri Smith, Michael Smith, Paul Andrzejewski. **Attendance:** 13,276.



Bruce Chubick played on four NCAA Tournament teams in his Nebraska career, spanning from 1991-94.

after that...Huskers went into the game ranked 22nd in the final AP poll, while Penn was unranked in AP, but No. 25 in CNN/USA Today coaches poll...No. 6 seeded Huskers, who recorded back-to-back 20-win seasons for first time ever and advanced to the NCAA Tournament for the fourth straight season, finished 20-10...Quakers, who entered the game as the East's 11th seed, lost to eventual Final Four entrant Florida in second round and improved to 25-2 with win over NU...for second-straight season, Piatkowski was named NU's Chevrolet Player-of-the-Game.

1995 NIT

NEBRASKA 69, GEORGIA 61

March 16--at Lincoln, Neb.

Bulldogs (61): Carlos Strong 3-10 2-4 8, Shandon Anderson 8-16 5-5 22, Charles Claxton 0-4 3-6 3, Perth Robinson 0-2 0-0 0, Katu Davis 5-15 0-0 12, Ty Wilson 6-11 0-0 16, Steve Jones 0-0 0-0 0, Curtis Carrington 0-2 0-0 0, Terrell Bell 0-0 0-0 0. Team Totals 22-60 10-15 61.

Cornhuskers (69): Terrance Badgett 5-7 1-2 11, Melvin Brooks 2-6 2-2 6, Mikki Moore 5-10 2-2 12, Erick Strickland 8-19 3-3 21, Jaron Boone 5-13 1-3 11, Chester Surles 0-4 0-0 0, Tom Wald 3-6 0-0 6, Chris Sallee 0-1 2-2 2, Jason Glock 0-1 0-0 0. Team Totals 28-67 11-14 69.

Georgia	40	21	--	61
Nebraska	37	32	--	69

3-point goals: Georgia (Anderson 1-3, Robinson 0-2, Davis 2-8, Wilson 4-8, Carrington 0-1). Nebraska (Brooks 0-2, Strickland 2-10, Boone 0-6, Surles 0-1, Wald 0-1, Glock 0-1). **FG%:** Georgia 36.7, Nebraska 41.8. **FT%:** Georgia 66.7, Nebraska 78.6. **Rebounds:** Georgia 36 (Strong, Anderson 10), Nebraska 44 (Strickland 10). **Personal fouls:** Georgia 18, Nebraska 13. **Fouled out:** none. **Assists:** Georgia 13 (Robinson 7), Nebraska

19 (Boone 6). **Turnovers:** Georgia 12, Nebraska 9. **Blocked shots:** Georgia 4 (Claxton 3), Nebraska 3 (Moore 3). **Steals:** Georgia 6 (Claxton, Davis 2), Nebraska 8 (Badgett, Strickland, Wald 2). **Technical fouls:** none. **Officials:** Gerald Seibert, Steve Morris, Keenan Stanley. **Attendance:** 8,040.

Game Notes: Huskers overcame five-point deficit to end four-game losing streak and keep Devaney Center NIT record perfect (10-0) with a come-from-behind victory...Bulldogs hit 57.7 percent from the field in first half, led by as many as 13 in first half, as NU hit just 40.5 percent from the field in opening half...NU tied game at 46, 52, and 60 in second half, took first lead of game with 1:58 left on dunk by Moore that started Huskers' on 9-1 run to close game...Moore had five of nine points in late surge...Nebraska only led for game's last 1:58...Strickland had career-tying 10 rebounds, turned in third double-double of season with his eighth 20-point outing (21)...win was only one of season for Huskers when trailing with five minutes to play...NU reached 18-win mark for only 15th time in school history...first postseason victory for Nebraska since 81-79 victory over Arkansas State exactly six years earlier.

PENN STATE 65, NEBRASKA 59

March 21--at Lincoln, Neb.

Nittany Lions (65): Rahsaan Carlton 7-10 2-3 19, Glenn Sekunda 1-6 0-0 2, John Amaechi 4-7 4-7 12, Dan Earl 4-7 2-2 14, Donovan Williams 0-2 0-0 0, Greg Bartram 3-7 0-0 9, Pete Lisicky 2-11 1-2 7, Michael Joseph 0-0 0-0 0, Phil Williams 1-2 0-0 2. Team Totals 22-52 9-14 19.

Cornhuskers (59): Terrance Badgett 1-3 2-4 4, Melvin Brooks 3-5 1-3 8, Mikki Moore 7-10 1-2 15, Erick Strickland 3-10 3-6 9, Jaron Boone 5-12 1-2 11, Chester Surles 0-1 0-0 0, Tom Wald 1-5 0-0 3, Chris Sallee 1-1 3-4 5, Jason Glock 2-3 0-0 4. Team Totals 23-50 11-21 59.

Penn State	36	29	--	65
Nebraska	36	23	--	59

3-point goals: Penn State (Carlton 3-5, Sekunda 0-4, Earl 4-6, Williams 0-1, Bartram 3-4, Lisicky 2-8), Nebraska (Brooks 1-3, Strickland 0-1, Boone 0-1, Wald 1-3, Glock 0-1). **FG%:** Penn State 42.3, Nebraska 46.0. **FT%:** Penn State 64.3, Nebraska 52.4. **Rebounds:** Penn State 39 (Amaechi 10), Nebraska 29 (Strickland 7). **Personal fouls:** Penn State 19, Nebraska 14. **Fouled out:** none. **Assists:** Penn State 17 (Earl 7), Nebraska 19 (Strickland 8). **Turnovers:** Penn State 17, Nebraska 11. **Blocked shots:** Penn State 2 (Carlton, Williams 1), Nebraska 3 (Moore 3). **Steals:** Penn State 3 (Earl, Williams, Lisicky 1), Nebraska 10 (Strickland 4). **Technical fouls:** none. **Officials:** Paul Janssen, Terry Davis, David Warfel. **Attendance:** 10,661.

Game Notes: Nebraska hit 59.1 percent from the field in first half, but could only manage 36-all halftime tie with the Nittany Lions...second half saw Huskers run off 12-straight points to take a 48-36 lead with 16:28 left...NU held 56-55 lead with 6:16 left on Moore free throw, but Lions outscored NU 10-3 to finish off game...loss ended NU's 10-game NIT home win streak, 16-game homecourt win streak vs. non-league foes and was only second loss in last 48 non-conference games...Penn State's 12, 3-point goals were most vs. Huskers on season...Strickland had four steals to move his career total to 196 and his season mark to 89, both school records.



1996 NIT

NEBRASKA 91, COLORADO STATE 83

March 14--at Fort Collins, Colo.

Cornhuskers (91): Bernard Garner 4-8, 2-4 10, Erick Strickland 7-13, 3-4 19, Mikki Moore 3-9, 4-4 10, Tyronn Lue 4-8, 1-2 11, Jaron Boone 5-9, 2-2 15, Venson Hamilton 0-0, 2-4 2, Terrance Badgett 4-6, 2-2 11, Andy Markowski 0-2, 0-0 0, Tom Wald 3-4, 3-4 11, Chester Surlis 0-0, 2-2 2. Team Totals 30-59, 21-29, 91.

Rams (83): Matt Barnett 4-7, 2-2 11, Delmonte Madison 6-11, 6-6 21, Joe Vogel 8-12, 2-2 18, David Evans 3-13, 2-2 9, Bobby Sellers 5-9, 1-2 11, Jameel Mahmud 2-2, 1-2 5, Ryan Chilton 0-0, 0-0 0, Lorenzo Johnson 2-2, 3-4 7, Bryan Christiansen 0-0, 1-2, 1. Team Totals 30-56, 18-22, 83.

Nebraska	39	52	--	91
Colorado State	45	38	--	83

3-point goals: Nebraska 10-17 (Strickland 2-5, Lue 2-4, Boone 3-5, Badgett 1-1, Wald 2-2), Colorado State 5-18 (Barnett 1-2, Madison 3-6, Evans 1-8, Sellers 0-2). **FG%:** Nebraska 50.8, Colorado State 53.6. **FT%:** Nebraska 72.4, Colorado State 81.8. **Rebounds:** Nebraska 30 (Moore 10), Colorado State 28 (Barnett, Vogel 7). **Personal Fouls:** Nebraska 20, Colorado State 21. **Assists:** Nebraska 17 (Lue 5), Colorado State 16 (Sellers 7). **Fouled out:** Nebraska-none, Colorado State-Evans. **Turnovers:** Nebraska 13, Colorado State 16. **Blocked shots:** Nebraska 1 (Boone 1), Colorado State 4 (Vogel 2). **Steals:** Nebraska 5 (Garner 2), Colorado State 7 (Evans 3). **Technical fouls:** none. **Officials:** Unrah, Stanley, Pollard. **Attendance:** 7,261.

Game Notes: Nebraska's 91 points and 52 points in a half both established school postseason records...Nebraska connected on a season-high 10, 3-point goals and shot a season-best and NU postseason record 58 percent (10-17) from behind the 3-point arc...Erick Strickland became the first player in Big Eight history to score 1,500 points, record 250 steals, dish out 400 assists and hit 170 3-point field goals...Nebraska had a season-high seven players in double figures, led by Strickland's 19 points...the Huskers rallied from a six-point halftime deficit by shooting 64 percent from the field in the second half...Nebraska took its first lead of the game at 60-58 with 13:52 remaining.

NEBRASKA 82, WASHINGTON STATE 73

March 19--at Lincoln, Neb.

Cougars (73): Mark Hendrickson 4-9, 4-9 12, Donminic Ellison 3-7, 1-1 9, Shamon Antrum 4-15, 0-0 11, Carlos Daniel 5-6, 0-1 10, Isaac Fontaine 8-14, 1-2 21, Kareem Jackson 0-1, 0-0 0, Chris Scott 0-2, 0-0 0, Tavares Mack 5-9, 0-1 10. Team Totals 29-63, 6-14 73.

Cornhuskers (82): Bernard Garner 6-7, 4-5 16, Erick Strickland 5-7, 6-7 18, Mikki Moore 2-3, 1-2 5, Tyronn Lue 1-1, 0-0 2, Jaron Boone 4-11, 0-0 8, Tom Wald 3-5, 4-5 12, Venson Hamilton 2-8, 2-4 6, Terrance Badgett 6-8, 0-0 12, Andy Markowski 1-1, 1-2 3. Team Totals 30-51, 18-25 82.

Washington State	37	36	--	73
Nebraska	47	35	--	82

3-point goals: Washington State 9-24 (Ellison 2-4, Antrum 3-10, Jackson 0-1, Fontaine 4-7, Scott 0-2), Nebraska 4-11 (Strickland 2-3, Boone 0-5, Wald 2-3). **FG%:** Washington State 46.0, Nebraska 58.8. **FT%:** Washington State 42.9, Nebraska 72.0. **Rebounds:** Washington State 33 (Hendrickson 11), Nebraska 30 (Hamilton 12). **Personal Fouls:** Washington State 23, Nebraska



Nebraska's 1996 NIT Championship team

15. **Assists:** Washington State 15 (Ellison 5), Nebraska 17 (Boone, Strickland 4). **Fouled out:** Washington State-Antrum, Daniel, Mack, Nebraska-none. **Turnovers:** Washington State 22, Nebraska 19. **Blocked shots:** Washington State 2 (Daniel 2), Nebraska 6 (Garner, Moore 2). **Steals:** Washington State 13 (Fontaine, Mack 3), Nebraska 10 (Strickland 3). **Technical fouls:** none. **Officials:** Harmon, Davis, Warfel. **Attendance:** 9,037.

Game Notes: The Huskers advanced to the third round of the NIT for the first time since 1987...NU improved to 11-1 all-time in home NIT contests...Nebraska shot a school postseason best 59 percent (30-51) from the field...the Huskers tied a postseason school record with six blocked shots...Jaron Boone, Erick Strickland and Terrance Badgett tied a school record, each playing in their 124th game...Nebraska reached the 18-win mark for the sixth straight season and the 16th time in school history.

NEBRASKA 83, FRESNO STATE 71

March 22--at Fresno, Calif.

Cornhuskers (83): Bernard Garner 2-6, 2-3 6, Erick Strickland 6-13, 4-4 17, Mikki Moore 4-5, 6-7 14, Tyronn Lue 0-2, 0-0 0, Jaron Boone 5-12, 0-0 13, Tom Wald 3-6, 2-2 10, Venson Hamilton 5-6, 2-2 12, Terrance Badgett 4-6, 1-2 11, Andy Markowski 0-0, 0-0 0. Team Totals 29-56, 17-20 83.

Bulldogs (71): Rahsaan Smith 3-6, 0-4 6, Khary Stanley 1-2, 0-2 2, Dominick Young 9-21, 2-2 25, Kendric Brooks 3-9, 2-4 9, James Gray 3-9, 2-3 9, Gerrit Terdenge 1-3, 0-0 2, Brandon Bakke 0-2, 0-0 0, DeAndre Austin 0-1, 0-0 0, Darnaryl Stamps 0-1, 0-2 0, Darnell McCulloch 7-11, 4-9 18. Team Totals 27-65, 10-26, 71.

Nebraska	45	38	--	83
Fresno State	40	31	--	71

3-point goals: Nebraska 8-16 (Strickland 1-4, Boone 3-6, Lue 0-1, Wald 2-3, Badgett 2-2), Fresno State 7-28 (Young 5-17, Brooks 1-6, Gray 1-2, Terdenge 0-1, Bakke 0-2). **FG%:** Nebraska 51.8, Fresno State 41.5. **FT%:** Nebraska 85.0, Fresno State 38.5. **Turnovers:** Nebraska 21, Fresno State 17. **Rebounds:** Nebraska 35 (Moore, Garner 10), Fresno State 34 (Smith 11). **Fouls:** Nebraska 18, Fresno State 18. **Assists:** Nebraska 19 (Strickland 5), Fresno State 13 (Young 6). **Fouled out:** Nebraska-none, Fresno State-Smith. **Blocked shots:** Nebraska 6 (Moore 4), Fresno State 1 (Smith 1). **Steals:** Nebraska 8 (Garner, Wald 2), Fresno State 15 (Young 8). **Technical fouls:** Nebraska-Hamilton.



Officials: Wilson, Rios, McAllister. **Attendance:** 10,132.

Game Notes: Nebraska trailed by as many as 13 points in the first half (24-11), but rallied to take a 45-40 lead into the locker room...the Huskers turned the ball over 17 times in the first half, but committed just four in the second half...NU connected on 17-20 free throws in the contest...for the second straight game NU tied a school postseason record with six blocked shots...Fresno State's Dominick Young broke NU opponent 3-point attempt record with 17, making five...Nebraska connected on more than 50 percent of its field goal attempts for the third straight game.

NEBRASKA 90, TULANE 78

March 26--at New York City (Semifinals)

Green Wave (78): Correy Childs 5-10, 1-5 11, Jerald Honeycutt 6-16, 4-4 16, Lawrence Nelson 2-3, 1-4 5, Chris Cameron 4-8, 2-2 11, LeVeldro Simmons 5-13, 1-3 12, Patrick Lewis 5-7, 1-2 13, Shun Sheffield 2-5, 0-0 4, Rayshard Allen 0-0, 3-4 3, Keith Harris 1-2, 0-0 3, Khalid Morris 0-0, 0-0 0. Team Totals 30-64, 13-24 78.

Cornhuskers (90): Bernard Garner 7-11, 6-9 20, Erick Strickland 6-10, 6-6 20, Mikki Moore 2-2, 1-1 5, Jaron Boone 2-7, 5-6 9, Tyronn Lue 3-6, 8-12 15, Venson Hamilton 4-7, 5-6 13, Terrance Badgett 2-2, 1-4 5, Tom Wald 0-1, 0-0 0, Andy Markowski 1-1, 1-1 3, Chester Surles 0-0, 0-0 0. Team Totals 27-47, 33-45 90.

Tulane	41	37	--	78
Nebraska	42	48	--	90

3-point goals: Tulane 5-16 (Honeycutt 0-4, Cameron 1-3, Simmons 1-3, Lewis 2-4, Harris 1-2), Nebraska 3-8 (Strickland 2-3, Boone 0-2, Lue 1-2, Wald 0-1). **FG%:** Tulane 46.9, Nebraska 57.4. **FT%:** Tulane 54.2, Nebraska 73.3. **Rebounds:** Tulane 30 (Honeycutt 6), Nebraska 35 (Hamilton 9). **Fouls:** Tulane 27, Nebraska 21. **Assists:** Tulane 14 (Honeycutt 5), Nebraska 16 (Boone 6). **Fouled out:** Tulane-Simmons, Lewis, Nebraska-Moore. **Turnovers:** Tulane 21, Nebraska 25. **Blocked shots:** Tulane 4 (Nelson 2), Nebraska 4 (Moore 3). **Steals:** Tulane 16 (Simmons 5), Nebraska 12 (Garner, Hamilton 4). **Technical fouls:** none. **Officials:** Donato, Bush, Lopes. **Attendance:** 8,346.


Game Notes: Nebraska won an NIT semifinal game for the first time in three tries, after losing in the semifinals in 1983 and 1987...Nebraska posted its 20th victory, marking just the ninth time in school history an NU team posted 20 wins...for the fourth consecutive game in the NIT, NU shot better than 50 percent from the field and scored more than 80 points...the win marked NU's second over the Green Wave in the NIT as the Huskers also defeated Tulane in the first round of the 1983 tourney when NU also advanced to New York...Nebraska attempted a postseason school-record 45 free throws and tied a postseason school record with 33 made free throws...the Huskers also had a postseason-record 12 steals...Erick Strickland and Bernard Garner each scored 20 points, marking the first time in NU postseason history two players scored 20 or more points in a game.

NEBRASKA 60, ST. JOSEPH'S 56

March 28--at New York City (Championship)

Cornhuskers (60): Bernard Garner 2-3, 0-0 4, Erick Strickland 4-11, 4-4 13, Mikki Moore 4-9, 3-5 11, Tyronn Lue 4-7, 3-3 11, Jaron Boone 4-12, 0-2 11, Tom Wald 1-1, 0-2 2, Terrance Badgett 2-4, 0-0 4, Venson Hamilton 2-5, 0-0 4, Andy Markowski 0-0, 0-0 0. Team Totals 23-52, 10-16, 60.

Hawks (56): Dmitri Domani 4-6, 2-2 14, Reggie Townsend



Tyronn Lue was named to the 1996 NIT All-Tournament team as he helped lead the Huskers to the tournament title. Lue scored 11 points in the championship game victory over St. Joseph's.

8-14, 2-4 18, Will Johnson 2-6, 0-0 4, Mark Bass 1-11, 0-0 3, Rashid Bey 1-8, 1-4 3, Terrell Myers 2-11, 4-6 9, Nemanja Petrovic 2-6, 1-2 5, Duval Simmons 0-0, 0-0 0. Team Totals 20-62, 10-18 56.

Nebraska	34	26	--	60
St. Joseph's	26	30	--	56

3-point goals: Nebraska 4-10 (Strickland 1-4, Boone 3-4, Lue 0-1, Badgett 0-1), St. Joseph's 6-21 (Domani 4-6, Bass 1-7, Bey 0-2, Myers 1-6). **FG%:** Nebraska 44.2, St. Joseph's 32.3. **FT%:** Nebraska 62.5, St. Joseph's 55.6. **Rebounds:** Nebraska 44 (Moore 13), St. Joseph's 35 (Townsend, Johnson 8). **Personal Fouls:** Nebraska 19, St. Joseph's 17. **Assists:** Nebraska 14 (Lue, Boone 4), St. Joseph's 11 (Bey 4). **Fouled Out:** Nebraska-none, St. Joseph's 17 (Domani 5). **Turnovers:** Nebraska 20, St. Joseph's 11. **Blocked shots:** Nebraska 4 (Moore, Hamilton 2), St. Joseph's 3 (Johnson, Petrovic, Simmons 1). **Steals:** Nebraska 6 (Strickland 3), St. Joseph's 8 (Myers, Bass 2). **Technical fouls:** none. **Officials:** Burr, Cahill, Gray. **Attendance:** 12,464.

Game Notes: Nebraska's NIT Championship was its first national tournament championship of any kind...Nebraska finished the first half on an 11-3 run to take a 34-26 lead into halftime...the Huskers led 47-37 with 10 minutes to play, before St. Joe's went on a 10-0 run to tie the game at 47-all...St. Joseph's connected on just 32 percent of its field goals attempts, the lowest mark against Nebraska in the postseason...Erick Strickland was named the NIT Most Valuable Player, while freshman Tyronn Lue was named to the All-Tournament team...Mikki Moore posted his third double-double of the NIT...after shooting over 50 percent in its first four NIT games, Nebraska made just 44 percent against the Hawks.

1997 NIT

NEBRASKA 67, WASHINGTON 63

March 12--at Lincoln, Neb.

Huskies (63): Mark Sanford 8-15, 3-5, 20, Jamie Booker 3-7, 4-4, 12, Todd MacCulloch 7-11, 3-5, 17, Jan Wooten 2-4, 0-0, 4, Donald Watts 1-7, 0-1, 2, Chris Thompson 0-1, 0-0, 0, Deon Luton 2-5, 0-2, 4, Patrick Femerling 1-1, 2-2, 4. Team Totals 24-51, 12-19, 63.

Cornhuskers (67): Bernard Garner 3-5, 1-2, 9, Andy Markowski 1-8, 1-2, 3, Venson Hamilton 4-4, 5-6, 13, Tyronn Lue 5-15, 2-2, 14, Cookie Belcher 4-5, 0-0, 9, Larry Florence 2-4, 2-3, 6, Mikki Moore 4-6, 1-2, 9, Troy Piatkowski 2-5, 0-0, 4. Team Totals 25-52, 12-17, 67.

Washington	36	27	--	63
Nebraska	33	34	--	67

3-point goals: Washington 3-13 (Booker 2-3, Sanford 1-3, Watts 0-3, Wooten 0-2, Luton 0-2), Nebraska 5-13 (Garner 2-2, Lue 2-6, Belcher 1-2, Piatkowski 0-3). **FG%:** Washington 47.1, Nebraska 48.1. **FT%:** Washington 63.2, Nebraska 70.6. **Rebounds:** Washington 37 (Sanford 13), Nebraska 26 (Hamilton 10). **Personal Fouls:** Washington 15, Nebraska 16. **Assists:** Washington 16 (Booker, Watts 4), Nebraska 14 (Moore, Lue 4). **Fouled out:** Washington-Booker, Nebraska-none. **Turnovers:** Washington 22, Nebraska 17. **Blocked shots:** Washington 1 (MacCulloch 1), Nebraska 6 (Hamilton 4). **Steals:** Washington 10 (Wooten 3), Nebraska 15 (Belcher 6). **Technical fouls:** none. **Officials:** Hutchinson, Seibert, Schumer. **Attendance:** 6,015.

Game Notes: Nebraska improved to 18-9 in the NIT, 12-1 at home and 7-0 in first-round home games...Nebraska won for the third straight time against Washington, narrowing the Huskies' series lead to 6-3...the crowd of 6,015 was the smallest in 13 NU home NIT contests...Venson Hamilton had his sixth double-double in his last eight games...Cookie Belcher tied his season high and matched an NU postseason record with six steals...Andy Markowski made his first career start.

NEBRASKA 78, NEVADA 68

March 18--at Reno, Nev.

Cornhuskers (78): Larry Florence 2-4, 3-4, 7, Bernard Garner 6-11, 4-4, 17, Mikki Moore 9-9, 3-7, 21, Tyronn Lue 6-18, 4-5, 18, Cookie Belcher 1-2, 0-0, 2, Alvin Mitchell 1-5, 0-0, 3, Andy Schwindt 1-1, 0-0, 2, Michael Johnette 0-1, 0-0, 0, Troy Piatkowski 0-2, 2-2, 2, Ryan Phiifer 1-1, 0-0, 2, Chad Burbach 0-0, 0-0, 0, Andy Markowski 2-4, 0-0, 4. Team Totals 29-58, 16-22, 78.

Wolfpack (68): Faron Hand 5-8, 6-9, 16, Paul Culbertson 4-12, 6-8, 17, David Morgan 0-5, 1-2, 1, Jimmy Carroll 2-11, 0-0, 6, Richard Brown 2-7, 1-2, 6, Andre McLeod 0-0, 0-0, 0, Tommy Zapata 1-2, 0-0, 2, Lamont Allen 0-2, 0-0, 0, Tim Barnett 5-9, 0-0, 13, Marvin Wilson 2-7, 0-0, 4, Steve Pienkoski 1-1, 1-2, 3. Team Totals 22-64, 15-23, 68.

Nebraska	37	41	--	78
Nevada	34	34	--	68

3-point goals: Nebraska 4-16 (Lue 2-7, Garner 1-3, Mitchell 1-4, Piatkowski 0-1, Johnette 0-1), Nevada 9-26 (Barnett 3-5, Culbertson 3-7, Carroll 2-8, Brown 1-5, Allen 0-1). **FG%:** Nebraska 50.0, Nevada 34.4. **FT%:** Nebraska 72.7, Nevada 65.2. **Rebounds:** Nebraska 41 (Moore 15), Nevada 39 (Hand 9). **Personal Fouls:** Nebraska 18, Nevada 15. **Assists:** Nebraska 13 (Lue 4), Nevada 14 (Brown 6). **Fouled out:** none. **Turnovers:** Nebraska 18, Nevada 15. **Blocked shots:** Nebraska 5 (Moore, Florence 2), Nevada 0. **Steals:** Nebraska 7 (Moore, Belcher 2),

Nevada 7 (Culbertson 3). **Technical fouls:** Nebraska-none; Nevada-Hand. **Officials:** Gabutero, Eggers, Ferrin. **Attendance:** 11,275.

Game Notes: Nebraska won its seventh straight game in the NIT and improved to 19-9 in the tournament, 13-3 under Nee...NU picked up its 18th win, the seventh straight season the Huskers have reached the 18-win mark...Mikki Moore scored 21 points, the third-most in his career and tied his career high with 15 rebounds for his eighth double-double of the season and the fourth in the past two years in NIT play...Moore also tied a school record for most field goals without a miss as he was a perfect 9-9 from the floor...Nevada was the 13th opponent NU has held to 40 percent or less from the field.

CONNECTICUT 76, NEBRASKA 67

March 21--at Storrs, Conn.

Cornhuskers (67): Larry Florence 1-8, 0-0, 2, Bernard Garner 1-8, 0-2, 2, Mikki Moore 9-13, 5-6, 24, Tyronn Lue 7-15, 2-2, 20, Cookie Belcher 4-7, 0-0, 9, Venson Hamilton 4-7, 2-4, 10, Alvin Mitchell 0-0, 0-0, 0, Troy Piatkowski 0-1, 0-0, 0, Andy Markowski 0-3, 0-0, 0. Team Totals 26-62, 9-12, 67.

Huskies (76): Kevin Freeman 1-5, 7-11, 9, Richard Hamilton 12-14, 6-8, 31, Jake Voskuhl 6-8, 2-2, 14, Rashamel Jones 3-8, 4-4, 12, Ricky Moore 1-6, 6-6, 8, Ruslan Inyatkin 0-0, 0-0, 0, Antric Klaiber 0-1, 0-0, 0, Dion Carson 1-1, 0-0, 2, Monquencio Hardnett 0-1, 0-0, 0, Sam Funches 0-0, 0-0, 0. Team Totals 24-44, 25-31, 76.

Nebraska	36	31	--	67
Connecticut	27	49	--	76

3-point goals: Nebraska 6-15 (Lue 4-9, Belcher 1-3, Moore 1-1, Garner 0-2), Connecticut 3-8 (Jones 2-4, Hamilton 1-1, Moore 0-3). **FG%:** Nebraska 41.9, Connecticut 54.5. **FT%:** Nebraska 75.0, Connecticut 80.6. **Rebounds:** Nebraska 31 (Hamilton 6), Connecticut 30 (Voskuhl 8). **Personal Fouls:** Nebraska 24, Connecticut 13. **Assists:** Nebraska 8 (Belcher, Markowski 2), Connecticut 13 (Moore 6). **Fouled out:** Nebraska-Belcher, Connecticut-none. **Turnovers:** Nebraska 19, Connecticut 20. **Blocked shots:** Nebraska 4 (Moore, Hamilton 2), Connecticut 10 (Voskuhl 6). **Steals:** Nebraska 12 (Florence, Moore 3), Connecticut 11 (Voskuhl 3). **Technical fouls:** none. **Officials:** Kersey, DeMayo, Murphy. **Attendance:** 8,411.

Game Notes: Nebraska's string of seven straight postseason wins ended with the loss...NU dropped to 19-10 all-time in the NIT, 13-4 under Nee...Tyronn Lue finished the season with 17 straight double-figure scoring games...he finished third on the NU single-season scoring chart with 603 points...Mikki Moore finished with the second-highest scoring game of his career with 24 points...Cookie Belcher became just the fourth NU freshman to score 300 or more points in a season...the 14-point deficit UConn overcame was the largest an NU opponent has rallied from for victory and the nine-point halftime lead is the largest NU surrendered last season.



HISTORY

1954-55
KANSAS STATE COLLEGE OF EDUCATION
KANSAS STATE COLLEGE OF EDUCATION
KANSAS STATE COLLEGE OF EDUCATION
KANSAS STATE COLLEGE OF EDUCATION
KANSAS STATE COLLEGE OF EDUCATION
KANSAS STATE COLLEGE OF EDUCATION



THE HISTORY OF NEBRASKA BASKETBALL

By Mike Babcock

As near as anyone can determine, the University of Nebraska was first represented by a men's basketball team on Feb. 2, 1897, just six years after Dr. James A. Naismith set down the rules of the game at the International YMCA Training School in Springfield, Mass.

A team from the Lincoln YMCA was the opponent, and Nebraska posted an 11-8 victory at Grant Memorial Hall, the home of the Huskers for all but two seasons until the Coliseum opened in 1926. The same teams played in Grant Hall three weeks later with a similar result, as NU won 23-14. Nebraska had to rally in the second game. The *Hesperian*, a student newspaper, reported: "At the end of the first half the score stood 9 to 6 in favor of the visitors but during the second half our boys took a brace and some excellent work was done."

Such was the modest beginning of a program that has enjoyed probably its greatest success over the last six seasons, with a 124-67 record (.649), six consecutive postseason appearances, including four-straight NCAA Tournaments, a Phillips 66 Big Eight Tournament title in 1994 and the 1996 National Invitation Tournament championship title.

Nebraska doubled its schedule in 1898, losing twice to the Lincoln YMCA and splitting two games with the Omaha YMCA. A 16-12 loss against the Omaha YMCA provided evidence as to why Nebraska finished 1-3 that season. According to The *Hesperian* account: "The great difficulty of the University team was mere recklessness. Our boys have been playing with a loose interpretation of the rules. The officials were strict and of course the resulting advantage was in favor of Omaha." Then as now, overly aggressive play had its drawbacks.

Nebraska played teams from other universities for the first time in 1899, winning two games against Nebraska Wesleyan and one against Doane en route to the unofficial state championship. The next season, Nebraska played an out-of-state opponent for the first time, defeating the University of Kansas, 48-8, at Lincoln. That game still ranks as the worst loss for a Jayhawk team and was the first for either school against a present-day NCAA Division I school and the first matching present-day Big 12 Conference institutions.

The Kansas team was coached by Dr. Naismith. The Nebraska student yearbook, *Sombrero*, wrote: "A closely contested game was looked for. The Jayhawkers were, however, completely outclassed, the score

being 48-8." Based on the victory against Kansas and four other similarly decisive victories, "the basketball team for this year was undoubtedly superior to any in the west," the *Sombrero* concluded. It would be several years before such a claim could be made again.

Nebraska hired its first full-time coach in 1911. E.O. "Jumbo" Stiehm, who scored 24 points against Nebraska as a Wisconsin basketball player in 1908, coached both football and basketball. His first Husker basketball team won 14 of 15 games, its only loss coming at Minnesota, 40-15. The student newspaper, *The Daily Nebraskan*, blamed the loss on Nebraska's inability to adjust to the Gophers' "100-foot floor."

A *Daily Nebraskan* account of Nebraska's 29-28 season-ending victory against Kansas at Lincoln in 1912 provides evidence that some fans' behavior hasn't changed much over the years. "The game as a whole was entirely unsatisfactory, being marred by rough tactics of the visitors, incompetent work on the part of the referee and interruptions by the audience, which were in part justifiable."

Nebraska shared the Missouri Valley Conference championship with Kansas in 1912 and 1914 and won the title outright in 1913 under Stiehm's leadership. The 1913-14 team was "so fast it took a movie camera to catch 'em," according to the *Cornhusker* student yearbook. It was described as a "point-a-minute" team, which wasn't quite accurate. Typically, games lasted 40 minutes (though that wasn't always the case), and Nebraska averaged 30 points per game. Guard Sam Carrier became Nebraska's first All-America basketball player in 1913. He and Carl Underwood led the Huskers to 17 victories in 19 games. Underwood was the Missouri Valley Conference scoring leader with 66 points in 10 conference games.

Nebraska won another conference title outright in 1916, after Sam Waugh replaced Stiehm as the Cornhuskers' coach for one season. Stiehm, who coached the first game of the season before giving way to Waugh, had planned to remain at Nebraska through the basketball season before leaving to become coach and athletic director at Wisconsin. But the Nebraska Athletic Board decided to replace him.

Waugh was succeeded by E.J. "Doc" Stewart, whose three Cornhusker teams had a combined record of 29-23. Nebraska was 22-2 in 1919-20 and 11-3 in 1920-21 under Coach P.J. Schissler. After the 1919-20 season, Schissler challenged the University of Chicago to a game, but to no avail. The Cornhuskers also were invited to a


postseason AAU tournament in Atlanta but didn't go.

Schissler's teams played as independents. Nebraska lost its affiliation with the Missouri Valley Conference because of a decision to play a football game against Oklahoma in Omaha in 1919. Conference rules prohibited such games (Oklahoma had not yet joined the Missouri Valley Conference). Nebraska returned to the Missouri Valley Conference in 1921, and Owen Frank replaced Schissler as basketball coach. The remainder of the Roaring 1920s was, for the most part, undistinguished.

Basketball was rough and tumble. There was a center jump after every basket and no requirement to cross mid-court in 10 seconds or less. The ball was a lot different, too, more like a medicine ball, which contributed to some dull games.

The most significant event during the 1920s was the building of the Coliseum, which was dedicated on Feb. 6, 1926. The Cornhuskers dropped a 25-14 decision to Kansas in the first game at their new home, which was built at a cost of \$445,000 and seated 8,000 for basketball. Prior to that, Nebraska played most of its home games in Grant Hall, which seated about a fourth as many fans as the Coliseum and was located just to the north of where the Sheldon Art Gallery now stands.

Athletic Director Fred Leuhring arranged for Nebraska to play its home basketball games at the State Fairgrounds Coliseum in 1921, in order to accommodate more



Chuck Jura earned All-Big Eight honors in 1972 for Coach Joe Cipriano.

spectators. The Cornhuskers played two seasons at the Fairgrounds Coliseum, which had a wider court than Grant Hall.

The first game there was played on Jan. 14, 1921. Nebraska defeated conference opponent Grinnell 31-10 before an audience of 1,500, according to newspaper estimates. After two seasons, the Cornhuskers returned to Grant Hall, which had been remodeled, and continued to play home games there until the NU Coliseum opened.

Nebraska ended the decade with an 11-5 season under Charles T. Black, a former Kansas All-American in 1928-29. In the next 19 seasons, the Huskers had just two winning records, back-to-back campaigns under Coach W.H. Browne in 1935-36 and 1936-37. The 1937 team tied Kansas for the Big Six championship, after finishing second to the Jayhawks in 1936.

The 1930s produced four more Cornhusker All-Americans: center Don Maclay in 1931, guard Steve Hokuf in 1933, guard George Wahlquist in 1936 and guard Robert Parsons in 1937. Maclay was the Big Six scoring leader in 1930, scoring 112 points in 10 league games.

Harry Good was hired as head coach in 1946 and after two losing seasons, turned Nebraska's fortunes around. In 1948-49, Good's Huskers went 16-10, tied Oklahoma for the Big Seven regular-season championship and defeated the Sooners, 57-56, in a conference playoff to qualify for an NCAA playoff game. The NCAA Tournament was structured differently then, and the Cornhuskers needed to win that playoff to advance into the NCAA field. They lost to Oklahoma A&M, the Missouri Valley Conference champion, 52-35, at Kansas City, Mo. Coach Henry P. Iba's Aggies went on to finish second to Kentucky, coached by Adolph Rupp, in the NCAA Tournament.

In 1949-50, Nebraska again won 16 games and shared the Big Seven crown with Kansas and Kansas State. That marks the last time the conference had a three-way tie at the top. "We were King in our day," Claude Retherford once told a newspaper reporter. "They were firing football coaches left and right, but we packed 'em in. Oh, people were interested in football, but basketball was THE game on the Nebraska campus when we played." Retherford earned All-Big Seven recognition in 1949 after leading the conference in scoring with a 12.4 points-per-game average.

The Cornhuskers had another first-team All-Big Seven performer in 1949, Milton "Bus" Whitehead. The 6-10 center from Scottsbluff, Neb., also earned all-conference honors in 1950, when he averaged a


then-school-record 15.7 points per game. Whitehead was named to the District V All-America team by Collier's Magazine. Whitehead also was the first Cornhusker selected to play in the East-West All-Star Game in New York City's Madison Square Garden. When he graduated, Whitehead held nine school scoring records.

Nebraska basketball experienced another drought beginning in 1950-51, with 15 consecutive losing seasons. Despite playing for a team that finished last in the Big Seven in 1952, Husker guard Jim Buchanan earned All-America and all-conference honors. And even though the late Jerry Bush, dubbed the "Big Bear of the Coliseum," never produced a winning team in his nine seasons as head coach at Nebraska, his colorful personality and uncanny ability to fashion upsets kept Cornhusker fans entertained.

The most dramatic upset during Bush's tenure as coach came on Feb. 22, 1958, against Kansas. The Jayhawks featured 7-foot center Wilt Chamberlain and were ranked fourth in the nation when they came to Lincoln. Earlier in the season, the Jayhawks had defeated the Huskers 102-46 at Lawrence, Kan., with Chamberlain matching Nebraska by scoring 46 points. Nebraska scored a 43-41 victory in the rematch, when 5-9 guard Jim Kubacki hit a 15-foot jump shot with two seconds remaining.

But that's only part of the drama. Kubacki, a senior from Toledo, Ohio, spent all but the final 6:53 of the game sitting on the bench in street clothes, forced there by a knee injury and the kind of fate from which legends are built. When the Cornhuskers' captain, Gary Reimers, left the game with leg cramps, Kubacki convinced Bush to let him suit up. Four minutes and seven seconds later, Kubacki went into the game. Two minutes and 44 seconds after that, he hit the winning shot.

Bush also had the distinction of coaching the school's first 1,000-point scorer, guard Herschell Turner, who came from



Andre Smith was the Big Eight Player-of-the-Year in 1981.

Indianapolis, Ind., where he was rated the second-best high school player in the state as a senior, behind only crosstown rival Oscar Robertson. Turner earned All-Big Eight honors in 1960 and ended his Cornhusker career with 1,056 points.

Following the 1962-63 season, Bush was replaced as head coach by Joe Cipriano, who brought the nickname "Slippery Joe" and up-tempo basketball to the Coliseum. His teams pressed full-court and ran a fast-break offense, which led the Big Eight in scoring average in 1966, 1967 and 1968.

Cipriano's first two teams had a combined record of 17-33. But his third team, in 1965-66, was one of the most successful in school history, finishing 20-5 and second to Kansas in the Big Eight. All-Big Eight guard Grant Simmons, the first Cornhusker to earn Academic All-Big Eight honors, was the team's leader.

The 1966-67 team finished 16-9 and made the school's first appearance in the 16-team National Invitation Tournament, played at New York City's Madison Square Garden. Guard Stu Lantz was a two-time All-Big Eight pick and led the Cornhuskers in scoring and rebounding in both 1966-67

and 1967-68.

Guard Marvin Stewart and center Chuck Jura earned All-Big Eight honors for Cipriano in 1971 and 1972, respectively. Guard Jerry Fort, who finished his career with a then-school-record 1,882 points, was the first Nebraska player chosen first-team all-conference three times, from 1974 through 1976. With Fort's leadership, Nebraska began a string of 14 winning seasons.

In the fall of 1976, Cornhusker basketball moved out of the Coliseum and into the state-of-the-art Bob Devaney Sports Center arena. Located on the State Fairgrounds, the \$13 million athletic complex was financed by a special cigarette tax.

Cipriano coached Nebraska to another 20-victory season in 1977-78. The Cornhuskers, led by All-Big Eight guard Brian Banks, finished with a 22-8 record and advanced to the second round of the NIT. Despite failing health--a battle against cancer that he finally lost--Cipriano shared coaching duties with his assistant, Moe Iba, in 1979-80, and took Nebraska to the NIT again. For their efforts, the duo shared United Press International Big Eight Coach-of-the-Year honors.

Cipriano brought Nebraska into the modern era, coaching 17 seasons and 450 games. His record was 253-197, and those 253 victories represent one-fourth of Nebraska's all-time total. Following Cipriano's death, Iba was named head coach, and he continued Cipriano's winning ways. In Iba's six seasons on the bench, Nebraska was 106-71 and advanced to postseason play four times.

Center Andre Smith was the 1981 Big Eight MVP and twice earned All-Big Eight honors. However, it was the late Jack Moore, a 5-10 playmaker from Muncie, Ind., who captured the hearts of Nebraska fans from 1980 through 1982. Moore earned All-Big Eight honors in 1982, when he won the Naismith Award, given annually to the nation's top player under 6-feet tall. The first three-time Academic All-Big Eight pick in Nebraska history, Moore scored 1,204 points and hit .901 from the free throw line during his career.

The cornerstone of Iba's teams from 1983 through 1986 was Omaha, Neb., native Dave Hoppen, a three-time All-Big Eight center and the first Nebraska basketball player to have his jersey number (42) retired by the school. In 1982-83, Hoppen's freshman season, the Cornhuskers were 22-10 and won three games in the NIT before losing to DePaul in the semifinals at Madison Square Garden. The Cornhuskers returned to the NIT each of the next two seasons, advancing to the second round both times.

Hoppen's college career, though, was ended by a knee injury he sustained in a game at Colorado on Feb. 1, 1986. He finished as the school's all-time scoring leader with 2,167 points and broke or tied 19 school records during his four-year stay. After Hoppen's injury, Iba's team regrouped and went on to earn the school's first-ever "official" NCAA Tournament berth. Nebraska lost to Western Kentucky in the first round of the Southeast Regional, 67-59. Following the game, Iba announced his resignation.

On March 27, 1986, Danny Nee was officially introduced as Nebraska's 24th basketball coach. During a news conference to announce his hiring, Nee said a "new era" in Cornhusker basketball was beginning. "I understand I have to win, but I believe we have to play a style people will come to see. Basketball was made to be played up and down the floor. I think the people will enjoy it."

Nee's 11 teams have appeared in postseason play nine times and have topped the 20-win mark five times. In Nee's first season, Nebraska was 21-12 and finished third in the NIT. After a 13-18 record in his second season, the Cornhuskers got back over the .500 mark with a 17-16 record in 1988-89 and advanced to the second round of the NIT.

After missing the school record for losses in a season by one in 1989-90 (10-18), Nebraska won a school-record 26 games, against only eight losses, in 1990-91. The Cornhuskers played in the Big Eight Tournament championship game for the first time and advanced to the NCAA Tournament, losing to Xavier, 89-84, in the first round at Minneapolis, Minn.

The 1990-91 team included two first-round NBA draft picks, senior Rich King and redshirted freshman Eric Piatkowski. The 7-2 King was the tallest player in Cornhusker history. Piatkowski, Nebraska's sixth-man in 1990-91, went on to win first-team all-conference honors twice. He ranks second on the Cornhuskers' career-scoring list, with 1,934 points. Piatkowski is the only Nebraska player to



Clifford Scales was a four-year letterman for Nebraska and is one of 18, 1,000-point scorers in Husker history.

finish with at least 1,900 points, 600 rebounds (669) and 300 assists (322).

Since the record-setting 1990-91 season, the Cornhuskers have made three more NCAA Tournament appearances and three NIT appearances. They won the NIT in 1995-96, in impressive fashion, winning two games on the road and scoring more than 80 points four times in five contests.

"The NIT run was incredible, when you look at the teams we beat and how we beat them," Nee said. "I don't care what anybody says, it was domination."

In addition to reaching the NCAA Tournament for a fourth straight season and recording back-to-back 20-victory seasons for the first time in school history, Nee's 1993-94 team made history by winning the school's first Phillips 66 Big Eight Tournament title. The Cornhuskers defeated Oklahoma, Missouri and Oklahoma State to earn the championship.

The 1996-97 season was Nebraska's first in the Big 12 Conference and marked another postseason appearance. As the Huskers settle into the new league, Nee has the Nebraska program on solid ground.

NEBRASKA'S 1,000-POINT CLUB

1. DAVE HOPPEN, C, OMAHA, NEB. (BENSON)



Three-time All-Big Eight center Dave Hoppen finished his career as Nebraska's all-time leading scorer with 2,167 points. Hoppen, whose four-year collegiate career was cut short by a knee injury in a game at Colorado, Feb. 1, 1986, broke or tied 19 Nebraska records and five Big Eight marks during his standout career. A native of Omaha, Neb., Hoppen was the first player in Husker basketball history to have his jersey (42) retired. Originally drafted by the National Basketball Association's Atlanta Hawks in the third-round of the 1986 draft, he played with both Charlotte and Philadelphia, in addition to a stint in the CBA.

HOPPEN'S CAREER STATISTICS

Season	G-GS	FG-FGA	Pct.	FT-FTA	Pct.	Reb.-Avg.	TP-Avg.
1982-83	32-32	163-311	.524	119-159	.784	161-5.0	445-13.9
1983-84	30-30	220-367	.599	158-208	.760	207-6.9	598-19.9
1984-85	30-30	270-418	.646	164-210	.781	258-8.6	704-23.5
1985-86	19-19	151-245	.616	118-147	.803	147-7.7	420-22.1
Totals	111-111	1804-1,341	.600	559-724	.772	773-7.0	2,167-19.5

2. ERIC PIATKOWSKI, G/F, RAPID CITY, S.D. (STEVENS)



One of only two players in school history to play on four-straight NCAA Tournament teams, Eric Piatkowski finished his career as the second-leading scorer in school history with 1,934 points. The Most Valuable Player in the 1994 Phillips 66 Big Eight Tournament, Piatkowski had a school and tournament-record 42-point outburst in Nebraska's first-round victory over Oklahoma. A two-time first-team All-Big Eight pick, Piatkowski averaged 21.5 points in his final season as a Husker, and became the first player in school history to score 1,900 points (1,934), grab 600 rebounds (669) and dish out 300 assists (322). A first-round draft pick of the NBA's Indianapolis Pacers, Piatkowski's draft rights were then traded to the Los Angeles Clippers.

PIATKOWSKI'S CAREER STATISTICS

Season	G-GS	FG-FGA	Pct.	3FG-Att.	Pct.	FT-FTA	Pct.	Reb.-Avg.	TP-Avg.
1990-91	34-1	128-275	.465	44-127	.346	72-86	.837	125-3.7	372-10.9
1991-92	29-28	144-338	.426	47-136	.346	79-109	.725	184-6.3	414-14.3
1992-93	30-30	178-367	.485	48-129	.372	98-129	.760	171-5.7	502-16.7
1993-94	30-30	226-456	.496	63-172	.366	131-165	.794	189-6.3	646-21.5
Totals	123-89	676-1,436	.471	202-564	.358	380-489	.777	669-5.4	1,934-15.7

3. JERRY FORT, G, CHICAGO, ILL. (FRANCISCAN)



The first Husker basketball player to earn All-Big Eight honors for three-straight seasons, Jerry Fort finished his career with 1,882 points—a record that stood for nine seasons, until Dave Hoppen broke it, Dec. 15, 1985. Fort was a third-round draft pick of the Boston Celtics following his senior season. He scored a then-school-record 40 points against Missouri as a junior. Fort was inducted into the Nebraska Basketball Hall of Fame in 1991.

FORT'S CAREER STATISTICS

Season	G-GS	FG-FGA	Pct.	FT-FTA	Pct.	Reb.-Avg.	TP-Avg.
1972-73	26-18	151-349	.433	74-104	.712	106-4.0	376-14.5
1973-74	26-26	207-484	.428	54-88	.614	110-4.2	468-18.0
1974-75	26-26	218-508	.429	89-138	.645	91-3.5	525-20.2
1975-76	27-27	201-452	.445	111-156	.712	87-3.2	513-19.0
Totals	105-97	777-1,793	.433	328-486	.675	394-3.8	1,882-17.9

4. ANDRE SMITH, C/F, CHICAGO, ILL. (KENNEDY)



Andre Smith closed his brilliant four-year career in 1980-81 when he led the Big Eight Conference in scoring with a 19.5 average in league games only. Smith was named the league's player-of-the-year for his efforts—the last time a Husker cager earned the honor, and was a two-time all-conference selection. He scored 1,717 points and grabbed 753 rebounds during his career and was chosen in the seventh round of the 1981 NBA Draft by the Cleveland Cavaliers. He was inducted into the Nebraska Basketball Hall of Fame in 1994.

SMITH'S CAREER STATISTICS

Season	G-GS	FG-FGA	Pct.	FT-FTA	Pct.	Reb.-Avg.	TP-Avg.
1977-78	30-2	105-190	.533	68-111	.613	144-4.8	278-9.3
1978-79	27-27	146-256	.570	72-110	.655	186-6.9	364-13.5
1979-80	31-31	237-388	.610	126-189	.670	251-8.1	600-19.4
1980-81	26-26	185-314	.589	105-152	.691	172-6.6	475-18.3
Totals	114-86	673-1,148	.586	371-562	.660	753-6.6	1,717-15.1

5. JARON BOONE, G, SALT LAKE CITY, UTAH




Boone played in a school-record tying 127 games and started 102, the second-highest total in school history. Boone became the 17th player in school history to reach 1,000 points, but just the fifth to do so before completing his junior season. Boone earned second-team All-Big Eight honors as a junior and helped Nebraska to the NIT Championship his senior year. Boone's 559 points in his junior season is the sixth-highest single-season output in school history. Boone scored 20-or-more points 18 times in his career and ranks among the school leaders in 3-point goals made (second, 181) and attempted (third, 501), assists (second, 446) and minutes (third, 3,624).

BOONE'S CAREER STATISTICS

Season	G-GS	FG-FGA	Pct.	3FG-Att.	Pct.	FT-FTA	Pct.	Reb.-Avg.	TP-Avg.
1992-93	31-8	76-185	.411	17-57	.298	46-56	.821	72-2.3	215-6.9
1993-94	30-28	138-290	.476	35-95	.368	55-78	.705	78-2.6	366-12.2
1994-95	32-32	199-455	.437	70-182	.385	91-134	.679	106-3.3	559-17.5
1995-96	34-34	162-397	.408	59-167	.353	86-123	.699	92-2.7	469-13.8
Totals	127-102	575-1,327	.433	184-501	.367	274-387	.708	348-2.7	1,609-12.7

6. ERICK STRICKLAND, G, BELLEVUE, NEB. (WEST)




One of two 1,000 point scorers on the 1995-96 team, Erick Strickland finished his career with 1,586 points. Strickland was a second-team all-conference selection as a senior when he led the team in scoring (14.7) and was named the MVP of the NIT. Strickland played in a school-record tying 127 games and started 84. His 516 points in his senior season rank as the 11th-highest single season total in school history. A three-time member of the Big Eight All-Defensive Team, Strickland is the all-time NU steals leader with 257 thefts, a total which ranks seventh in Big Eight history. Strickland scored 20-or-more points 14 times in his career and ranks third in 3-point field goals made (179), second in 3-point field goal attempts (512) and third in assists (414). He is a member of the NBA's Dallas Mavericks.

STRICKLAND'S CAREER STATISTICS

Season	G-GS	FG-FGA	Pct.	3FG-Att.	Pct.	FT-FTA	Pct.	Reb.-Avg.	TP-Avg.
1992-93	31-6	84-185	.454	32-88	.364	43-59	.729	63-2.0	243-7.8
1993-94	30-13	102-241	.423	41-117	.350	77-95	.811	103-3.4	322-10.7
1994-95	31-31	175-394	.444	54-160	.338	101-139	.727	167-5.4	505-16.3
1995-96	35-34	174-399	.436	52-148	.351	116-141	.823	170-4.9	516-14.7
Totals	127-84	535-1,219	.439	179-512	.350	337-434	.776	503-4.0	1,586-12.5

7. RICH KING, C, OMAHA, NEB. (BURKE)



The tallest player in Nebraska history at 7-2, Rich King finished his career with 1,475 points, and then school records for blocked shots, 183, and games played, 124. King had a big hand in the Huskers' record-breaking 26-8, 1990-91 campaign, as he led the team in scoring (15.5 ppg) and rebounding (8.1 rpg) en route to honorable-mention All-America honors from both AP and UPI. King, who was a first-round draft pick by the Seattle SuperSonics in the 1991 NBA Draft, tied Jerry Fort's then-school single-game scoring record with a 40-point outburst against Northern Illinois, Feb. 18, 1991.

KING'S CAREER STATISTICS

Season	G-GS	FG-FGA	Pct.	3FG-Att	Pct.	FT-FTA	Pct.	Reb-Avg	TP-Avg.
1987-88	29-5	56-108	.519	0-0	---	24-34	.706	84-2.9	136-4.7
1988-89	33-22	136-235	.579	0-0	---	91-139	.655	195-5.9	363-11.0
1989-90	28-21	170-305	.557	0-0	---	110-158	.696	208-7.4	450-16.1
1990-91	34-27	202-352	.574	2-5	.400	120-179	.670	274-8.1	526-15.5
Totals	124-75	564-1000	.564	2-5	.400	345-510	.676	761-6.1	1,475-11.9

8. CARL MCPiPE, C, HAMMOND, IND. (TECHNICAL)




One-half of the "Hammond Hustlers" (Brian Banks was the other) 'Pipe,' and 'BB' provided Nebraska with a great four-year, one-two punch. McPipe, a three-year starter, finished his career with 1,300 points. As a junior, McPipe earned USBWA District V honors and was one of 12 starters designated as an All-American by the Citizens Savings Athletic Foundation. In his final year in a Husker uniform, Banks was a repeat pick on the USBWA team and a fifth-round draft selection of the Philadelphia 76ers.

MCPiPE'S CAREER STATISTICS

Season	G-GS	FG-FGA	Pct.	FT-FTA	Pct.	Reb-Avg.	TP-Avg.
1975-76	20-1	25-67	.373	16-22	.727	58-2.9	66-3.3
1976-77	29-29	183-376	.487	74-108	.685	241-8.3	440-15.2
1977-78	29-29	190-357	.532	65-97	.670	228-7.9	445-15.3
1978-79	26-26	148-326	.454	53-90	.589	196-7.5	349-13.4
Totals	104-85	546-1,126	.485	208-317	.656	723-7.0	1,300-12.5

9. TOM BAACK, F, FORT WAYNE, IND. (CONCORDIA)




Tom Baack, a 1995 Nebraska Hall of Fame inductee, finished his career with 1,299 points, a figure that stood as the school record until guard Jerry Fort came along 10 years later. He played on three-straight winning NU teams from 1965 through 1968, and helped the Huskers to an NIT appearance in 1966-67—NU's first-ever bid to the nation's oldest postseason tournament. Known for his satin-smooth jump shot, Baack served as an assistant at Nebraska for eight seasons, and his 17.3 per-game average for his career ranks third in school history. Baack was selected in the 10th round of the 1968 NBA Draft by the Detroit Pistons.

BAACK'S CAREER STATISTICS

Season	G	FG-FGA	Pct.	FT-FTA	Pct.	Reb-Avg.	TP-Avg.
1965-66	25	147-325	.452	92-108	.852	106-4.2	386-15.4
1966-67	25	188-401	.469	73-90	.811	152-6.1	449-18.0
1967-68	25	191-412	.466	82-99	.828	134-5.4	464-18.6
Totals	75	526-1,138	.462	247-297	.832	392-5.2	1,299-17.3

10. STUART LANTZ, G, UNIONTOWN, PA.



Stuart Lantz teamed with Tom Baack to give Nebraska a potent one-two offensive punch. Lantz finished his career with 1,269 points and 571 rebounds. A two-time All-Big Eight pick, Lantz went on to play eight seasons in the NBA with four teams (San Diego/Houston Rockets, Detroit Pistons, New Orleans Jazz, Los Angeles Lakers). A charter member of the Nebraska Basketball Hall of Fame, Lantz had his jersey retired in the fall of 1989.

LANTZ'S CAREER STATISTICS

Season	G	FG-FGA	Pct.	FT-FTA	Pct.	Reb-Avg.	TP-Avg.
1965-66	25	125-290	.431	56-85	.659	199-8.0	306-12.2
1966-67	25	190-368	.516	101-129	.783	193-7.7	481-19.2
1967-68	25	173-349	.495	136-181	.757	179-7.2	482-19.2
Totals	75	488-1,007	.485	293-395	.742	571-7.6	1,269-16.9

11. CHUCK JURA, CENTER, SCHUYLER, NEB.



One of the top all-around centers in Nebraska history, Chuck Jura's 1,255 points rank 11th on the school's all-time list, and trail Stuart Lantz's career total by 14 points. Jura earned All-Big Eight honors as a senior and was an academic All-Big Eight choice, too. One of only five players in school history to average more than 20 points in a season (21.2), Jura ranks fifth on the all-time rebounding chart (740) and his 305 rebounds in his final season still stand as the NU single-season record. Like Lantz, Jura was a charter member of the Nebraska Basketball Hall of Fame. A third-round NBA draft pick by the Chicago Bulls, Jura played professional basketball in Europe for several seasons.

JURA'S CAREER STATISTICS

Season	G	FG-FGA	Pct.	FT-FTA	Pct.	Reb-Avg.	TP-Avg.
1969-70	25	99-205	.483	51-86	.593	192-7.7	249-9.9
1970-71	26	181-306	.592	93-160	.594	243-9.3	455-17.5
1971-72	26	220-399	.551	111-181	.613	305-11.7	551-21.2
Totals	77	500-910	.549	255-427	.597	740-9.6	1,255-16.3

12. JACK MOORE, GUARD, MUNCIE, IND. (CENTRAL)



Jack Moore will long be remembered by Husker faithful for his gutsy play on the basketball court. He was honored with the 1982 Naismith Award, which is presented annually to the nation's top player under six-feet tall. During his four-year career, Moore scored 1,204 points, and shot .901 from the free-throw line—among the all-time best career marks in NCAA Division I history. Moore's .901 free-throw percentage broke the Big Eight record for career marksmanship, which had been held by his coach, Moe Iba. A consensus All-Big Eight selection as a senior, Moore was the first Husker cager to earn first-team academic All-Big Eight honors for three-straight seasons and his 382 career assists stand fourth on NU's all-time chart. Nebraska's MVP Award is named in honor of Moore, who was killed in a March, 1984 plane crash. Moore was inducted into the Nebraska Basketball Hall of Fame in 1993.

MOORE'S CAREER STATISTICS

Season	G-GS	FG-FGA	Pct.	FT-FTA	Pct.	Reb-Avg.	TP-Avg.
1978-79	20-0	21-61	.344	21-25	.840	19-1.0	63-3.2
1979-80	31-30	137-291	.471	184-211	.872	53-1.7	458-14.8
1980-81	27-27	111-221	.502	118-128	.922	54-2.0	340-12.6
1981-82	27-27	110-257	.428	123-131	.939	58-2.1	343-12.7
Totals	105-84	379-830	.457	446-495	.901	184-1.8	1,204-11.5

13. BRIAN CARR, G, MUNCIE, IND. (BURRIS)



Brian Carr is the only player in Nebraska history to score 1,000 points and collect more than 600 assists in a career. Carr, who finished his four-year career with 14 Nebraska school records, scored 1,182 points and collected 682 assists. The 682 assists rank as the third-best total in Big Eight history, behind only former Kansas stars Cedric Hunter and Jacque Vaughn. Carr is also the school career leader in minutes played. A second-team All-Big Eight selection as a senior (UPI), Carr was a two-time, first-team academic All-Big Eight performer.

CARR'S CAREER STATISTICS

Season	G-GS	FG-FGA	Pct.	3FG-Att.	Pct.	FT-FTA	Pct.	Reb.-Avg.	TP-Avg.
1983-84	30-0	59-114	.518	---	.000	19-32	.594	22-0.7	137-4.6
1984-85	30-30	118-210	.562	---	.000	48-58	.828	58-1.9	284-9.5
1985-86	30-30	139-293	.464	---	.000	79-93	.849	51-1.7	357-11.9
1986-87	33-33	131-325	.403	58-157	.369	84-104	.808	47-1.4	404-12.2
Totals	123-93	447-942	.475	58-157	.369	230-287	.801	178-1.4	1,182-9.6

14. BRIAN BANKS, G, HAMMOND, IND.




The other half of the "Hammond Hustlers," Brian Banks was a three-year starter at guard for the Huskers from 1976-77 through 1978-79. His best season was as a junior in 1977-78, when he averaged 14 points and helped NU to a 22-8 record and an NIT bid. For his efforts, Banks earned first-team All-Big Eight honors.

BANKS' CAREER STATISTICS

Season	G-GS	FG-FGA	Pct.	FT-FTA	Pct.	Reb.-Avg.	TP-Avg.
1975-76	27-1	42-93	.452	38-49	.776	33-1.2	122-4.5
1976-77	29-29	160-330	.485	66-100	.660	73-2.5	386-13.3
1977-78	30-30	173-351	.493	73-103	.709	84-2.8	419-14.0
1978-79	24-23	96-212	.453	31-46	.674	66-2.8	223-9.3
Totals	110-83	471-986	.478	208-298	.698	256-2.3	1,150-10.5

15. MARVIN STEWART, G, CHICAGO, ILL. (DUNBAR)




Marvin Stewart finished his three-year career with 1,138 points, and is remembered by Husker fans as one of the finest fast-breaking guards in school history. In his senior season, Stewart averaged 21.4 points, the third-best season average in school history, and earned first-team All-Big Eight honors. Stewart owns the distinction of being the only 1,000-point club member to top the mark in fewer than 70 games, as he appeared in 66. Stewart was a second-round draft selection of the NBA's Chicago Bulls in 1971. He was inducted into the Nebraska Basketball Hall of Fame in 1994.

STEWART'S CAREER STATISTICS

Season	G	FG-FGA	Pct.	FT-FTA	Pct.	Reb.-Avg.	TP-Avg.
1968-69	26	137-321	.426	107-150	.713	66-2.5	381-14.6
1969-70	14	83-174	.477	35-56	.625	28-2.0	201-14.4
1970-71	26	215-426	.505	126-153	.824	54-2.1	556-21.4
Totals	66	435-921	.472	268-359	.747	148-2.2	1,138-17.2

T16. CLIFFORD SCALES, G, MAYWOOD, ILL.




(WESTCHESTER ST. JOSEPH)

A steady player throughout his four-year Nebraska career, Clifford Scales tallied 1,136 points from 1988 through 1991. An honorable-mention All-Big Eight pick as a senior and a member of UPI's All-Big Eight Defensive team, Scales' 177 career steals ranked as the most ever by a Cornhusker cager when he completed his career. One of five double-figure scorers on the 1990-91 NU team at 10.2 points per game, Scales hit a school-record 45.6 percent from 3-point range as a senior. He co-captained the Huskers' record-setting 26-8, 1990-91 squad.

SCALES' CAREER STATISTICS

Season	G-GS	FG-FGA	Pct.	3FG-Att.	Pct.	FT-FTA	Pct.	Reb.-Avg.	TP-Avg.
1987-88	31-5	71-139	.511	3-10	.300	25-35	.714	41-1.3	170-5.5
1988-89	32-27	122-253	.482	6-19	.316	52-77	.675	91-2.8	302-9.4
1989-90	26-26	112-219	.511	10-24	.417	84-100	.840	93-3.6	318-12.2
1990-91	34-34	136-291	.467	26-57	.456	48-60	.800	110-3.2	346-10.2
Totals	123-96	441-901	.489	45-110	.409	209-272	.768	335-2.7	1,136-9.2

T16. CARL HAYES, F, CHICAGO, ILL.



(WESTCHESTER ST. JOSEPH)

An exciting player in the open court, Carl Hayes finished his three-year Nebraska career with 1,136 points, which ranks tied for 16th on NU's all-time chart along with former high school and college teammate Clifford Scales. A two-time honorable-mention All-Big Eight performer, Hayes was a starter on NU teams that earned back-to-back NCAA Tournament bids in 1991 and 1992.

HAYES' CAREER STATISTICS

Season	G-GS	FG-FGA	Pct.	3FG-Att.	Pct.	FT-FTA	Pct.	Reb.-Avg.	TP-Avg.
1989-90	28-19	121-261	.464	5-16	.313	92-132	.697	138-4.9	339-12.1
1990-91	34-28	192-390	.492	1-12	.600	75-125	.600	179-5.3	460-13.5
1991-92	28-16	126-294	.429	31-84	.369	54-103	.524	155-5.5	337-12.0
Totals	90-63	439-945	.465	37-112	.330	221-360	.614	472-5.2	1,136-12.6

18. HERSCHELL TURNER, G, INDIANAPOLIS, IND.



(SHORTBRIDGE)

The first Husker cager to top the 1,000-point mark, Herschell Turner finished his career with 1,056 points. Turner teamed with Al Maxey to provide a strong offensive punch for Coach Jerry Bush's teams in the late 1950s. A first-team All-Big Eight selection as a senior, Turner was a strong rebounder and held NU's single-season rebounding record for 10 seasons (244), until Leroy Chalk grabbed 257 rebounds in 1969. Turner finished his three-year career with 626 rebounds, which ranks 11th on NU's all-time chart, and was a sixth-round draft choice of the NBA's Syracuse Nationals. He was inducted into the Nebraska Basketball Hall of Fame in 1990.

TURNER'S CAREER STATISTICS

Season	G	FG-FGA	Pct.	FT-FTA	Pct.	Reb.-Avg.	TP-Avg.
1957-58	23	82-211	.389	82-136	.603	189-8.2	246-10.7
1958-59	25	146-361	.404	136-183	.743	244-9.8	428-17.1
1959-60	24	143-326	.439	96-155	.619	193-8.0	382-15.9
Totals	72	371-898	.413	314-474	.662	626-8.7	1,056-14.7



CORNHUSKER 30-POINT CLUB

<u>Points</u>	<u>Player</u>	<u>Opponent</u>	<u>NU Result</u>
42	Eric Piatkowski	****Oklahoma, March 11, 1994	W, 105-88
40	Jerry Fort	Missouri, Feb. 22, 1975	W, 80-77
	Rich King	Northern Illinois, Feb. 18, 1991	W, 82-73
38	Tom Russell	Kansas, Feb. 21, 1962	L, 73-70
36	W. W. Walsh	Crete, 1906-07	W, 82-8
35	Herschell Turner	*Missouri, Dec. 30, 1959	W, 78-67
	Dave Hoppen	Southern Colorado, Nov. 29, 1984	W, 89-67
	Eric Piatkowski	Texas, Nov. 28, 1993	L, 78-75
34	W.E. Anderson	Kansas, March 2, 1900	W, 48-8
	Bill Johnson	Missouri, Jan. 18, 1954	W, 80-72
	Chuck Jura	at Oklahoma State, Jan. 26, 1972	W, 64-63
	Jerry Fort	at Kansas State, Jan. 17, 1976	W, 65-59
	Andre Smith	Eastern Washington, Dec. 3, 1979	W, 82-68
33	Fred Hare	at Texas, Dec. 18, 1964	L, 77-73
	Tom Baack	**Marshall, March 13, 1967	L, 119-88
	Marvin Stewart	Nevada-Reno, Dec. 14, 1970	W, 116-71
	Chuck Jura	Kansas, Feb. 19, 1972	W, 99-78
	Jerry Fort	Missouri, Feb. 16, 1974	W, 88-87 (OT)
	Andre Smith	Alabama-Birmingham, Dec. 22, 1979	W, 92-84 (4OT)
	Andre Smith	Wisconsin-Oshkosh, Jan. 4, 1980	W, 96-72
	Dave Hoppen	***California-Irvine, Dec. 28, 1984	W, 73-67
	Dave Hoppen	at Oklahoma State, Jan. 19, 1985	L, 68-66
	Eric Piatkowski	Kansas, Feb. 23, 1994	W, 96-87
32	Marvin Stewart	Iowa State, Feb. 15, 1969	L, 75-74 (OT)
	Marvin Stewart	Iowa State, Jan. 16, 1971	W, 84-62
	Jerry Fort	Oklahoma, Feb. 12, 1975	L, 65-57 (OT)
	Dave Hoppen	at Colorado State, Jan. 12, 1985	W, 88-78 (2OT)
	Dave Hoppen	at Oklahoma, Feb. 6, 1985	L, 83-74
	Dave Hoppen	at Montana State, Dec. 14, 1985	W, 76-59
	Eric Piatkowski	Oklahoma State, March 2, 1994	W, 89-81
31	Herschell Turner	at Missouri, March 2, 1959	W, 81-79
	Harold Cebrun	Wyoming, Dec. 2, 1963	W, 79-72
	Jerry Fort	*Oklahoma State, Dec. 28, 1973	W, 69-62
	Eric Johnson	Creighton, Nov. 26, 1988	W, 86-77
	Rich King	Harvard, Dec. 1, 1989	W, 117-79
	Jaron Boone	at Colorado, Feb. 8, 1995	W, 100-86
30	Don Weber	*Kansas State, Dec. 28, 1953	W, 78-74
	Herschell Turner	*Oklahoma State, Dec. 27, 1958	W, 55-48
	Herschell Turner	Detroit, Jan. 31, 1959	W, 91-77
	Charlie Jones	at Texas Tech, Dec. 1, 1962	W, 68-66
	Marvin Stewart	at Missouri, Feb. 27, 1971	L, 77-65
	Lee Harris	Texas Christian, Dec. 11, 1972	W, 72-58
	Andre Smith	**Michigan, March 6, 1980	L, 76-69
	Dave Hoppen	South Dakota, Dec. 1, 1984	W, 101-69
	Eric Johnson	Michigan State, Nov. 30, 1989	L, 77-75
	Dapreis Owens	Eastern Washington, Dec. 21, 1991	W, 102-67
	Jaron Boone	!Oregon, Nov. 25, 1995	W, 114-106 (OT)
	Tyronn Lue	!Oregon, Nov. 25, 1995	W, 114-106 (OT)
	Tyronn Lue	at Oklahoma, Jan. 25, 1997	L, 84-77
	Tyronn Lue	at Iowa State	W, 74-69 (OT)

*Big Eight Holiday Tournament; **NIT; ***Cable Car Classic; ****Phillips 66 Big Eight Tournament ! Big Island Invitational

NU'S 30-POINT PERFORMANCES BY PLAYER

1. Dave Hoppen (1992-86)	7	11. W.E. Anderson (1899-1900)	1	Total 30-Point Scoring Games: 48 Total 30-Point Scorers: 21 NU is 36-12 in games when it has had a player score 30 or more points.
2. Jerry Fort (1973-76)	5	Tom Baack (1966-68)	1	
3. Andre Smith (1978-81)	4	Harold Cebrun (1964)	1	
Marvin Stewart (1969-71)	4	Fred Hare (1965-66)	1	
Herschell Turner (1958-60)	4	Lee Harris (1972)	1	
Eric Piatkowski (1991-94)	4	Bill Johnson (1952-54)	1	
7. Tyronn Lue (1996-present)	3	Charlie Jones (1962-64)	1	
8. Jaron Boone (1993-96)	2	Dapreis Owens (1989-91)	1	
Eric Johnson (1988-89)	2	Tom Russell (1961-62)	1	
Chuck Jura (1970-72)	2	W.W. Walsh (1907-09)	1	
Rich King (1988-91)	2	Don Weber (1952-54)	1	

NEBRASKA BASKETBALL HALL OF FAME TO HONOR FIVE

The ninth class of the Nebraska Basketball Hall of Fame will be installed at half-time of the Huskers' Feb. 14, 1998, game against Baylor. A party for all Nebraska letterwinners will be held on Friday, Feb. 13, and an alumni game will be held before the NU-Baylor contest.

The three new members of the Hall of Fame represent three different decades of Husker basketball. **Paul Amen** played for Nebraska in the 1930s, **Willard Fagler** wore the scarlet and cream in the 1950s and **Willie Campbell** was a Husker standout in the 1960s.

Amen was a three-year letterman for Nebraska from 1936-38. He was a key factor in Nebraska earning a share of the Big Six title in the 1936-37 season, NU's first league title in 20 seasons. NU's 1936 and 1937 teams, coached by William H. Browne, became the first to post back-to-back double-digit win totals in more than a decade.

Fagler earned four Husker letters for Nebraska from 1952-55. He stands 45th on the Nebraska career scoring list with 705 points. Fagler played his first three seasons for Coach Harry Good, before starring in his senior season for Jerry Bush.

Fagler averaged 8.4 points per game for his entire career and led the Huskers with a 13.6 average in 1954-55.

The third inductee is Campbell who was a three-year letterman from 1965-67. Campbell played on Nebraska's first postseason team as a senior in 1967. The Huskers qualified for the NIT, but dropped a first round game to Marshall.

A 6-6 forward, Campbell scored 524 career points, including 244 in his senior season when he averaged 9.8 per game. Campbell also pulled down 354 career rebounds, averaging 6.3 per game as a junior and 5.4 a contest as a senior.

In addition to inducting three new members to the Nebraska Basketball Hall of Fame, the chapters Special Merit Award will also be presented. This year's recipients of the Merit Award are former Nebraska manager **Ed Kaplan** and **Jerry Solomon** of Lincoln.

Kaplan was a popular student manager for the Huskers in the mid-1950s. Solomon, who graduated from the University of Nebraska, was the key player in pulling the Nebraska Basketball Hall of Fame project together. He is a Lincoln resident and owns and operates Solomon Collins and Associates.

The Nebraska Basketball Hall of Fame was the brainchild of longtime Husker

athletic supporter Solomon, who first approached the University about the project in the fall of 1988. Financial support for the Hall of Fame was also provided by Jack Bock, Dale Herman and Dale Jensen. The Hall is co-sponsored by the NU Athletic Department and the Rebounders Club.

HALL OF FAME MEMBERS

1989 (11)--James Buchanan, 1950-51-52; Sam Carrier, 1911-12-13; Steve Hokuf, 1930-31-33; Chuck Jura, 1970-71-72; Stuart Lantz, 1966-67-68; Don Maclay, 1929-30-31; Robert Parsons, 1936-37-38; Claude Retherford, 1947-48-49; Mathias "Mutt" Volz, 1923-24-25; George Wahlquist, 1933-35-36; Coach Harry Good, 1947-54.

1990 (3)---Herschell Turner, 1958-59-60; Milton "Bus" Whitehead, 1948-49-50; Coach Joe Cipriano, 1964-80.

1991 (3)—Leroy Chalk, 1969-70-71; Jerry Fort, 1973-74-75-76; Coach Jerry Bush, 1955-63.


1992 (4)—Sid Held, 1940-41-42; Rex Ekwall, 1955-56-57; Marvin Stewart, 1969-70-71; Coach W.H. Browne, 1933-40.

1993 (4)—Bob Pierce, 1949-50-51; Bill Johnson, 1952-53-54-55; Grant Simmons, 1964-65-66; Jack Moore, 1979-80-81-82.

1994 (4)---Bob Cerv, 1947-48-49-50; Tom Russell, 1961-62; Nate Branch, 1965-66-67; Andre Smith, 1978-79-80-81.

1995 (4)--Carl Olson, 1928-29; Don Fitz, 1939-40-41; Al Maxey, 1959-60; Tom Baack, 1966-67-68.

1996 (7)--Walter Henrion, 1932-33; Gary Reimers 1956-58; Wilson Fitzpatrick, 1958; Bob Grattop, 1968-70; Bob Siegel, 1975-78; Dave Hoppen, 1983-86; Coach Moe Iba, 1981-86.



Willie Campbell is one of three new members of the Nebraska Basketball Hall of Fame. Campbell was a three-year letterman for Coach Joe Cipriano from 1965-67. He averaged more than eight points per game in his career and was a member of Nebraska's 1967 NIT team.

1997 (3)--Elmer Dohrmann, 1936-38; Fred Seger, 1952-54; Tom Scantlebury, 1968-70.

1998 (3)--Paul Amen, 1936-38; Willard Fagler, 1952-55; Willie Campbell, 1965-67.

SPECIAL MERIT AWARD

1989—Ed Childress and Bud Cuca, Lincoln; **1990**—Paul Schneider, Lincoln; **1991**—Bob Devaney, Lincoln; **1992**—Don Bryant, Lincoln; **1993**—Tony Sharpe, Lincoln; **1994**---George Sullivan, Lincoln; **1995**--Jerry Lott, Lincoln; **1996**---Al Papik, Lincoln; **1997**---Mel Worster and Woody Varner, Lincoln; **1998**--Ed Kaplan, Houston, Texas and Jerry Solomon, Lincoln.

HUSKER BASKETBALL HONOR ROLL

ALL-AMERICANS (8)

- 1913---Sam Carrier, Guard
- 1931---Don Maclay, Center
- 1933---Steve Hokuf, Guard
- 1936---George Wahlquist, Guard
- 1937---Robert Parsons, Guard
- 1952---James Buchanan, Guard
- 1978---Carl McPipe, Center
- 1986---Dave Hoppen, Center

ACADEMIC ALL-AMERICANS (4)

- 1981---Jack Moore, second-team, Guard
- 1984---John Matzke, second-team, Forward
- 1989---Beau Reid, third-team, Forward
- 1991---Beau Reid, third-team, Forward

ACADEMIC ALL-CONFERENCE (28)

- 1966---Grant Simmons, Guard
 - 1972---Chuck Jura, Center
 - 1974---Tom Novak, Guard
 - 1975---Larry Cox, Forward/Center
 - 1976---Larry Cox, Forward/Center
 - 1978---Curt Hedberg, Forward
 - 1979---Curt Hedberg, Forward
 - 1980---Jack Moore, Guard
 - 1981---Jack Moore, Guard
 - 1982---Jack Moore, Guard
 - 1984---John Matzke, Forward
 - 1985---John Matzke, Forward
Dave Hoppen, Center
 - 1986---John Matzke, Forward
Brian Carr, Guard
 - 1987---Brian Carr, Guard
Bill Jackman, Forward
 - 1988---Henry T. Buchanan, Guard
 - 1989---Beau Reid, Forward
 - 1990---Rich King, Center
 - 1991---Beau Reid, Forward
 - 1992---Bruce Chubick, Forward
 - 1993---Bruce Chubick, Forward
 - 1994---Bruce Chubick, Forward
 - 1995---Jason Glock, Guard
 - 1996---Leif Nelson, Center
Erick Strickland, Guard
 - 1997---Andy Markowski, Forward
- No team selected from 1967 through 1971.*

ALL-CONFERENCE HUSKERS (40)

(First-Team Only)

- Missouri Valley (10)**
- 1909---W.W. Walsh, Forward
- 1910---H.O. Perry, Forward
- 1911---J.P. Gibson, Forward
O.A. Frank, Guard
- 1913---Ross Haskell, Forward
Sam Carrier, Guard
- 1919---Carl Jackson, Forward
- 1925---Orr Goodson, Center
Mathias "Mutt" Volz, Guard
- 1927---Clark Smaha, Forward

Big Six (8)

- 1930---Don Maclay, Center
- 1931---Steve Hokuf, Guard
- 1933---Steve Hokuf, Guard
- 1936---George Wahlquist, Forward
- 1937---Robert Parsons, Guard
- 1938---Robert Parsons, Guard
- 1941---Sid Held, Guard
Don Fitz, Guard

Big Seven (4)

- 1949---Claude Retherford, Guard
Milton "Bus" Whitehead, Forward
- 1950---Milton "Bus" Whitehead, Forward
- 1952---James Buchanan, Guard

Big Eight (18)

- 1960---Herschell Turner, Guard
- 1966---Grant Simmons, Guard
- 1967---Stuart Lantz, Guard
- 1968---Stuart Lantz, Guard
- 1971---Marvin Stewart, Guard
- 1972---Chuck Jura, Center
- 1974---Jerry Fort, Guard
- 1975---Jerry Fort, Guard
- 1976---Jerry Fort, Guard
- 1978---Brian Banks, Guard
- 1980---Andre Smith, Center
- 1981---Andre Smith, Center
- 1982---Jack Moore, Guard
- 1984---Dave Hoppen, Center
- 1985---Dave Hoppen, Center
- 1986---Dave Hoppen, Center
- 1993---Eric Piatkowski, Guard
- 1994---Eric Piatkowski, Guard

BIG EIGHT COACH-OF-THE-YEAR (6)

- 1966---Joe Cipriano (AP)
- 1978---Joe Cipriano (UPI)
- 1980---Moe Iba (AP/UPI)
Joe Cipriano (UPI)
- 1981---Moe Iba (UPI)
- 1991---Danny Nee (AP/UPI)

BIG EIGHT PLAYER-OF-THE-YEAR

- 1981---Andre Smith (AP/UPI)

BIG EIGHT FRESHMAN-OF-THE-YEAR

- 1993---Erick Strickland (AP/Big 8 Coaches)

WORLD UNIVERSITY GAMES (2)

- 1985---Dave Hoppen, Center (Silver)
- 1993---Eric Piatkowski, Guard (Gold)

WORLD CHAMPIONSHIP (1)

- 1954---Bill Johnson, Forward (Gold)

USA 22 & UNDER WORLD CHAMPIONSHIP TEAM (1)

- 1997---Tyronn Lue, Guard (Fifth)

U.S. OLYMPIC FESTIVAL (3)

- 1983---Dave Hoppen, Center (Bronze)
Moe Iba, Coach, North (Bronze)
 - 1991---Eric Piatkowski, Guard (Gold)
- Note: Piatkowski was named to 1991 U.S. Olympic Festival All-Tournament Team.

NABC ALL-STAR GAME (3)

- 1972---Chuck Jura, Center
- 1991---Rich King, Center
- 1994---Eric Piatkowski, Guard

POSTGRADUATE SCHOLARS (4)

NCAA (4)

- 1972---Al Nissen
- 1986---John Matzke
- 1987---Bill Jackman
- 1991---Beau Reid

Big Eight (1)

- 1976---Kent Reckaway

HUSKERS IN THE NBA DRAFT

The first NBA draft of collegiate players was held following the 1947-48 season, however, the league did not begin to keep records of team-by-team draft lists until 1952. Here is a list of Cornhusker players drafted by the NBA since 1949, with the round, if known, in ().

- 1949--Claude Retherford, St. Louis Bombers
- 1950--Bus Whitehead, Chicago Stag
- 1951--Bob Pierce, Indianapolis Olympians
- 1952--Jim Buchanan, Celtics
- 1954--Bill Johnson, Celtics
- 1960--Herschell Turner, Nationals (6th)
- 1966--Grant Simmons, Bullets
- 1967--Willie Campbell, SuperSonics (15th)
- 1968--Stuart Lantz, Rockets (3rd)
Tom Baack, Detroit Pistons (10th)
- 1970--Jim Brooks, Rockets (12th)
- 1971--Marvin Stewart, 76ers (2nd)
Leroy Chalk, Celtics (13th)
- 1972--Chuck Jura, Bulls (3rd)
- 1974--Brendy Lee, Hawks (10th)
- 1976--Jerry Fort, Celtics (3rd)
- 1979--Carl McPipe, 76ers (5th)
- 1981--Andre Smith, Cavaliers (7th)
- 1982--Jack Moore, K.C. Kings (9th)
- 1986--Dave Hoppen, Hawks (3rd)
- 1991--Rich King, SuperSonics (1st)
- 1994--Eric Piatkowski, Pacers (1st)

Note: Nate Branch was drafted by the American Basketball Association's Oakland franchise in 1967; Stuart Lantz was drafted by Oakland in 1968; Marvin Stewart was drafted by the New York Nets in 1971; and Chuck Jura was selected by the Utah Stars in 1972.

NU CAREER COACHING RECORDS

<u>Coach</u>	<u>Season(s)</u>	<u>Years</u>	<u>Games</u>	<u>Won</u>	<u>Lost</u>	<u>Pct.</u>	<u>Conf. Titles</u>
T.P. Hewitt	1900	1	5	5	0	1.000	0
Sam Waugh	1916	1	14	13	1	.929	1
Paul Schlisser	1920-21	2	42	37	5	.881	0
E.O. Stiehm	1912-15	4	70	56	14	.800	3
Frank Lehmer	1897-99	3	10	7	3	.700	0
W.E. Kline	1924-25	2	35	23	12	.657	0
Fred Morrell	1902	1	8	5	3	.625	0
Moe Iba	1981-86	6	177	106	71	.599	0
Danny Nee	1987-97	11	349	203	146	.582	0 (1 B8T)
Walter Hiltner	1903	1	12	7	5	.583	0
R.G. Clapp	1904-09	6	102	59	43	.578	0
Joe Cipriano	1964-80	17	450	253	197	.562	0 (1 B8HT)
Dr. E.J. Stewart	1917-19	3	52	29	23	.558	0
O.F. Field	1911	1	18	9	9	.500	0
E. Berry	1901	1	6	3	3	.500	0
Charles T. Black	1927-32	6	108	51	57	.472	0
Harry C. Good	1947-54	8	185	86	99	.465	2
Ernest Bearg	1926	1	18	8	10	.444	0
William Browne	1933-40	8	151	64	87	.424	1
Owen A. Frank	1922-23	2	35	14	21	.400	0
Jerry Bush	1955-63	9	213	81	132	.380	0
T.J. Hewiat	1910	1	16	6	10	.375	0
L.F. Klein	1946	1	20	7	13	.350	0
A.J. Lewandowski	1941-45	5	87	24	63	.276	0
Totals	1897-1997	101	2,183	1,158	1,027	.530	7 (1B8T)



Danny Nee



Moe Iba



Joe Cipriano



Jerry Bush



Harry Good



L.F. Klein



A.J. Lewandowski



William Browne



Charles T. Black



Ernest Bearg



W.E. Kline



Owen A. Frank



Paul Schlisser



Dr. E.J. Stewart



Sam Waugh



E.O. Stiehm



O.F. Field



T.J. Hewiat



R.G. Clapp



Fred Morrell



E. Berry



T.P. Hewitt



Frank Lehmer

NU BASKETBALL LETTERMEN, 1897-1997

Note: Lettermen lists are not available for 1894, 1895, 1897, 1904 and 1906. The year listed is for the year in which the season ended. For example 1918 represents the 1917-18 season.

A

Adkins, R.F., 1918
Akromis, Bernard, 1951
Amberson, A.B., 1910
Amen, Paul, 1936-37-38
Anderson, Chuck, 1980
Anderson, Kenneth, 1947-49
Anderson, R.D., 1899
Anderson, R.R., 1900
Anderson, W.E., 1899-1900
Andresen, Roy H., 1925-26-27
Antulov, Bob, 1964
Artman, Allan, 1942-43-44
Arwood, Jim, 1956-57-58

B

Baack, Tom, 1966-67-68
Babson, (no first name) 1901
Badgett, Terrance, 1993-94-95-96
Bailey, Russell, 1919-20-21
Bailous, Anthony, 1986-87
Baker, Howard, 1935-36-37
Banks, Brian, 1976-77-78-79
Bargen, Jed, 1988-89
Barger, Gerald, 1932
Barry, Donald, 1946
Barth, Phil, 1960
Beerke, Wilmer J., 1924-25-26
Beers, F.R., 1905
Bekins, Melvin, 1920-21
Belcher, Cookie, 1997
Belka, Robert, 1933
Bell, Dwight, 1907-08-09
Bell, Paul, 1905-07-08
Benedict, M., 1903
Berwald, Lance, 1980-81
Best, Tom, 1993-94
Black, Leo, 1924-25
Bloss, Dale, 1945
Boich, Arnold, 1955
Boone, Jaron, 1993-94-95-96
Bornschneggl, Larry, 1963
Boswell, Hubert, 1932-33
Bottorf, John, 1942-43
Bowers, Bill, 1960-61-62
Branch, Nate, 1965-66-67
Brooks, Jim, 1969
Brooks, Melvin, 1994-95
Brothers, Ralph, 1896
Brown, Burton, 1943
Brown, Darren, 1986
Brown, John, 1926-27-28
Brown, Joseph, 1946-47-48-50
Bryan, Tom, 1969-71
Buchanan, Demetrius, 1985
Buchanan, Henry T., 1987-88
Buchanan, James, 1950-51-52
Buel, Duane, 1954-55-56
Burke, A.G., 1896

Burrus, R.M., 1905-07-08
Buuck, A. Allen, 1960-61

C

Cahill, John, 1959
Caldwell, James, 1977
Campbell, H.W., 1916-17
Campbell, Willie, 1965-66-67
Carman, Frank, 1921-22
Carr, Brian, 1984-85-86-87
Carrier, S.C., 1911-12-13
Cassidy, Fred, 1943
Cauble, Ken, 1968-69-70
Cebrun, Harold, 1964
Cech, Henry, 1948-49-50
Cerv, Bob, 1947-48-49-50
Chalk, Leroy, 1969-70-71
Chambers, Phil, 1975
Chandler, Derrick, 1992-93
Christline, Cal, 1971-72-73
Chubick, Bruce, 1991-92-93-94
Cloudy, Stan, 1983-84
Coard, Eric, 1975-76-77
Coker, Fred, 1974
Collins, J.C., 1917
Collins, Ray, 1979-80-81-82
Conklin, Leonard, 1931
Cook, Theresa, 1946
Coppie, Leland, 1932-33-34
Cortelyou, S.V., 1899-1900-01-02
Coufal, Norman, 1955-56
Cox, Larry, 1974-75-76
Cox, Rodney, 1947-48-49
Cozier, Kenneth J., 1923-24
Cresswell, Chris, 1990-91-92
Cunningham, Bill, 1979
Curran, Sammy, 1980

D

Damm, Jim, 1966-67-68
Davey, G. Seldon, 1930-31
Davison, Charles Minot, 1931-32
Day, Bernard, 1986-87
Despot, Srebrenko, 1978
Dewitz, Rufus, 1924
Dock, Titus, 1984
Doebele, Dudley, 1956-57
Dohrmann, Elmer, 1936-37-38
Dolezal, Eric, 1989
Downing, Greg, 1980-81-82-83
Dworak, Thomas, 1944

E

Ebaugh, Floyd, 1936-37-38
Eckelman, Eric, 1979
Ekstrom, Fred, 1924-25-26
Ekwall, Rex, 1955-56-57
Eldridge, Bruce, 1918
Elliott, N.J., 1903
Elliott, Robert, 1937-38-39
Elliott, Thomas, 1926-27-28
Elson, Kenneth, 1942-43
Empkey, Frank, 1966-67
Enright, Mark, 1974
Erwin, Steve, 1973-74-75
Extrom, LeGrand, 1952

F

Fagler, Willard, 1952-53-54-55
Farmer, Tony, 1991
Ferguson, J.M., 1903
Fisher, Morris, 1929-30-31
Fitz, Don, 1939-40-41
Fitzgibbon, John, 1941-42-43
Fitzpatrick, Wilson, 1958
Florence, Larry, 1997
Flothow, Paul, 1917
Flynn, W.H., 1917
Fort, Jerry, 1973-74-75-76
Frank, O.A., 1911-12
Fredstrom, Paul, 1952-53

G

Galter, Morris, 1944
Gardner, Charles, 1916
Gardner, J., 1916
Garner, Bernard, 1996-97
Gates, Bob, 1950
Gerelick, Philip, 1926-27
Gerhart, H., 1918
Gibson, J.P., 1911-12
Gillilan, Charles, 1919
Gilreath, Ivan, 1981
Glock, Jason, 1992-94-95-96
Goetze, Hartmann, 1940-41-42
Gohde, George, 1928
Good, Joseph, 1951-52-53
Goodson, Orr, 1924-25
Grace, Harvey, 1928-29-30
Gratopp, Bob, 1968-69-70
Graves, Allen, 1958
Gregory, Amos, 1993
Gregory, Tom, 1971-72
Gribble, George, 1942
Grimm, Lloyd, 1937-38-39
Grupe, Ivan, 1961-62-63
Gutleben, J.S., 1896

H

Hagensick, E.H., 1905
Hagensick, Ed, 1902
Hahn, Robert, 1945
Hale, Leland, 1935-36-37
Hamilton, Venson, 1996-97
Hanzlik, M., 1912-14
Hare, Fred, 1965-66
Hare, Jerry, 1954
Harris, Lee, 1972
Harris, Rickey, 1974-75-76-77
Harry, Robert, 1958-59-60
Hartley, Harold, 1921
Haskell, Ross, 1912-13-14
Hassler, Francis, 1943
Hawkins, Earl, 1913-14-15
Hay, John, 1940-41
Hayes, Carl, 1990-91-92
Hecox, Fred, 1945-46
Hedberg, Curt, 1975-77-78-79
Heinzelman, Robert, 1942-43
Held, Sidney, 1940-41-42
Henrion, Walter, 1932-33
Hester, Wayne, 1958-59-60

Hewitt, I.P., 1902-03
Hiltner, A.H., 1910-11-12
Hiltner, W., 1903
Hoar, J.W., 1903-05-07
Hoemann, Vic, 1945
Hoffman, J.F., 1991-92
Hokuf, Stephen, 1930-31-33
Holder, Allen, 1976-77
Hollins, Kenneth, 1944-45
Holm, Elmer, 1927-28-29
Hoppen, Dave, 1983-84-85-86
Howard, Terry, 1957
Howard, Warren, 1914
Hubka, Ernest, 1918
Huge, Jim, 1961-63
Hugg, Ed, 1914-15-16
Hughes, Brett, 1982-83
Hughes, Michael, 1992
Hussey, John W., 1920
Hutchinson, W.C., 1910-11
Hyde, Leslie E., 1913

I

Ideus, Chad, 1996
Ingersoll, A.E., 1909-10

J

Jackman, Bill, 1985-86-87
Jackson, Carl, 1918-19
Jackson, Don, 1973
Jackson, Jack, 1939
Jackson, Stanley, 1977
Jackson, W.C., 1917
Jensen, Clifford, 1930
Johnson, Bill, 1987-88
Johnson, Eric, 1988-89
Johnson, Handy, 1982-83
Johnson, Jamar, 1992-93-94
Johnson, Lenard, 1982-83
Johnson, William, 1952-53-54
Jones, Charles, 1962-63-64
Jones, W.A., 1910
Jungmeier, Walter, 1920
Jungmeier, Wesley, 1920
Jura, Chuck, 1970-71-72

K

Kacer, Oldyn, 1919
King, Lyle, 1940-41-42
King, Rich, 1988-89-90-91
Kipper, Paul, 1951
Kirlin, Albert, 1947
Klepser, Merritt J., 1923-25-27
Knutzen, Owen, 1943
Koca, Todd, 1988-89
Koehler, J.P., 1901-02
Koenig, Robert, 1945
Kohl, Adam, 1922
Korte, Robert, 1946
Kortus, Joel, 1963-64-65
Koster, George, 1931-32
Kovanda, William, 1937-38-39
Kowalke, James, 1959-60-61
Krake, L.S., 1905-07
Krall, Robert, 1928-29

Kubacki, Jim, 1956-57-58
Kuhlman, Elza, 1944

L

Lantz, Stuart, 1966-67-68
Lawry, Anton, 1947-48-49-50
Lawson, Wm. Vinton, 1926
Leacox, Robert, 1935-36
Lebsack, Gayle, 1946-47
Lee, Brendy, 1972-73-74
Leitner, Roger, 1967-68
Lenser, Kurt, 1932
LeRossignol, Curt, 1971-72
Letts, Madison, 1932
Lewandowski, A.J., 1928-29-30
Lively, Kelly, 1989-90-91
Livingston, Dale, 1946
Livingston, Leslie, 1940-41-42
Loder, Dwight, 1934
Logan, Chris, 1985-86
Lue, Tyronn, 1996-97
Lundholm, William, 1959
Lunney, Kenneth, 1932-33-34

M

MacFarlane, Dave, 1980
Maclay, Donald, 1929-30-31
Malecek, Joseph, 1949-50
Manning, Pete, 1988-89
Markowski, Andy, 1996-97
Marquiss, Warren, 1943
Marsh, Ricky, 1973-74
Marshall, Harvey, 1985-86
Martin, Sam, 1968-69-70
Martin, Val, 1976
Martz, Mike, 1984-85-86-87
Mason, Paul, 1932-33-34
Matson, C.E., 1896
Matzke, John, 1982-84-85-86
Matzke, Stan, 1952-53-54-55
Mauch, Arthur, 1931-32
Maxey, Al, 1959-60
McDonald, Paul, 1977
McPipe, Carl, 1976-77-78-79
McVicker, Mark, 1977-78-79-80
Mercier, Bob, 1951
Mielenz, Frank, 1926
Mitchell, Alvin, 1997
Moller, Cliff, 1969
Moody, Keith 1990-91
Moore, Bob, 1978-79
Moore, Curtis, 1984-85
Moore, Jack, 1979-80-81-82
Moore, James, 1984
Moore, M.S., 1899
Moore, Mikki, 1994-95-96-97
Morrell, (no first name), 1912
Morrison, C.C., 1899
Morrison, C.E., 1896
Mosser, Cornelius, 1948
Moser, W.A., 1905-07
Mullvaney, Charles, 1946
Munger, Glen, 1922
Munn, Glen B., 1929
Munn, Glenn, 1928
Munn, Monte, 1920-21
Munson, Bob, 1971
Myers, C.B., 1914-15

Myrthil, Gerard, 1978-79

N

Naderer, Mike, 1978-79-80-81
Nagl, (no first name), 1912
Nannen, Lyle, 1956-57
Nannen, Neil, 1962-63-64
Nelson, Douglas, 1944
Nelson, H., 1916-17
Nelson, Lawrence, 1936
Nelson, Leif, 1996
Neubert, Keith, 1984-86-87
Newman, Richard, 1919-20-21
Newton, B.A., 1903
Nielsen, R., 1901
Nissen, Al, 1970-71-72
Novak, Terry, 1975-77-78
Novak, Tom, 1972-73-74

O

Olson, Carl, 1928-29
Othmer, Kenneth, 1927-28
Owen, L.R., 1911
Owens, Dapreis, 1989-90-91-92

P

Page, Theodore, 1927
Parsons, Robert, 1936-37-38
Parsons, Rollin, 1933-34-35
Parsons, Ronald, 1957
Patty, Jesse, 1919-20
Pearson, Brice, 1965
Perry, H.O., 1908-09-10
Peterson, Arthur, 1945
Peterson, Mike, 1970-71-72
Petrashak, G.L., 1909-10
Petsch, Daryl, 1962-63-64
Phillips, Albert, 1918
Phipps, Hansel, 1931
Piatkowski, Eric, 1991-92-93-94
Piatkowski, Troy, 1997
Pickett, John, 1919-20
Pierce, Robert, 1949-50-51
Pillsbury, M.P., 1899-1902
Pitcaithley, Harry, 1939-40
Placek, E.E., 1896
Ploetz, John, 1978
Ponce, David, 1983-84
Poynter, Floyd, 1920
Puelze, Dennie, 1962-63

R

Ramos, Jose, 1991
Randall, Albert, 1939-40-41
Raymond, I., 1902
Reckewey, Kent, 1973-74-75
Reid, Beau, 1988-89-90-91
Reimers, Gary, 1956-57-58
Reiners, Al, 1966
Rekeweg, Jeff, 1987-88
Renfro, Claude, 1981-82-83
Renzelman, Gary, 1953-54-55
Retherford, Claude, 1947-48-49
Reynolds, Burch, 1919
Richardson, Ray, 1989-90
Riddell, Ted, 1917
Riddlesbarger, W.P., 1922-23
Riehl, Tony, 1971-72-73

Robinson, Magnus, 1946
Rooney, Patrick, 1944
Roots, Al, 1960-61
Roy, William, 1955
Russell, R.C., 1920-22
Russell, Thomas R., 1961-62
Rutherford, R.B., 1914-15-16

S

Sallee, Chris, 1995-96
Sandbulte, Gerald, 1952-53
Sandstedt, James, 1946
Sauer, George, 1932-33
Scales, Clifford, 1988-89-90-91
Scantlebury, Tom, 1968-69-70
Scarlett, Trent, 1982-83
Schleiger, Richard, 1947-48-49
Schmidt, A.C., 1909-10
Schmidt, A., 1908-09
Schneider, Leo, 1946
Sealer, Joel, 1985-86-87
Seger, Fred, 1952-53-54
Shaver, Dan, 1967
Shellenberg, E., 1918-19-20
Shields, P., 1915-16
Shields, Paul, 1947-48
Shipwright, Richard, 1959
Shoecraft, Jerry, 1979-80-81-82
Siegel, Bob, 1974-75-76-77
Simmons, Grant, 1964-65-66
Simmons, Ron, 1966-67-68
Sladovnic, Charles, 1962
Smaha, Clark, 1925-26-27
Smidt, Don, 1956-57-58
Smith, Andre, 1978-79-80-81
Smith, Austin, 1920-21-22
Smith, Charles L., 1954-55-56
Smith, H.B., 1899
Smith, Richard, 1988
Smith, Ronnie, 1984-85
Smith, Terry, 1982-83
Snyder, James, 1951
Sorensen, Harry, 1934-35-37
Spear, John, 1922
Spear, Wallace, 1918-19
Spears, Jerry, 1964-65
Sprague, Leon, 1926
Srb, Richard, 1947-48-49
Stange, Drew, 1981-82
Stebbins, (no first name), 1900
Steinbrook, Lee, 1995
Stewart, Marvin, 1969-70-71
Stipsky, Ed, 1931
Stone, Charles, 1967
Story, C.M., 1899
Strahan, James, 1945
Strickland, Erick, 1993-94-95-96
Stromer, Byron, 1918
Stryker, Herbert, 1912-13
Surles, Chester, 1995-96
Svehla, Matt, 1988-89
Swank, George, 1959
Swett, Rex, 1960-61-62

T

Tallman, Frank, 1938-39-40
Tangeman, Robert, 1944
Taylor, Ron, 1974-75

Theisen, Ralph, 1916
Therien, Robert, 1939-40
Thom, Jim, 1956
Thomas, (no first name), 1901
Thomas, Dwight P., 1918
Thomas, Grant, 1938-39
Thompson, John, 1941-42-43
Tipton, Milo, 1923-24-25
Tipton, Paul, 1922
Torrens, Lee, 1969-70
Turner, Herschell, 1958-59-60

U

Underwood, Clinton, 1912-13
Usher, Willard O., 1923-24-25

V

Vacanti, Charles, 1940
Van Poelgeest, Richard, 1987-88-89-90
Vance, Deak, 1986
Vick, Derrick, 1987-88
Vincent, William, 1962-63
Volz, Mathias G., 1923-24-25
Von Seggern, Dale, 1968-69-70

W

Wagner, Robert, 1967-68
Wahlquist, George, 1933-35-36
Wald, Tom, 1995-96
Walsh, Elmer, 1961
Walker, G.E., 1899
Wall, Jan, 1960-61
Walsh, Larry, 1950
Walsh, W.W., 1907-08-09
Walton, Kenny, 1981-82-83
Ward, Harrison, 1951
Warfield, G.A., 1896
Warren, (no first name), 1901
Warren, Glen, 1921-22-23
Waterman, R.L., 1900
Watters, F.E., 1911
Watts, Randy, 1971-72
Webb, Coley, 1964-65-66
Weber, Don, 1952-53-54
Wells, William, 1954-57
Werner, Alton, 1937-38-39
Wertz, L.E., 1917
West, Tim, 1980
Whitaker, Henry, 1934-35-36
White, Anthony, 1984-85
Whitehead, Milton, 1948-49-50
Widman, Harvey, 1934-35-36
Williams, Eric, 1980-81-83-84
Willis, Stephen, 1975-76
Wilnes, Norman, 1950-51
Wischmeier, B. Scott, 1932
Witte, Willard, 1928-29-30
Wood, Wilbur S., 1908-09-10
Woolridge, Andre, 1993
Wright, Earl, 1963-64
Wyant, Harlan, 1924

Y

Yaffee, Irvin, 1939-40
Yates, James, 1961-64
Young, Max, 1941-42-43

SEASON BY SEASON SUMMARY OF HUSKER HOOPS

Year	All Games		Conference		Coach	Conference Finish	Highlights, Notes
	W	L	W	L			
1896-97	2	0	0	0	Frank Lehmer	None	both games seven-on-seven
1897-98	1	3	0	0	Frank Lehmer	None	all games against YMCA teams
1898-99	4	0	0	0	Frank Lehmer	None	Neb. Wesleyan first collegiate foe
1899-1900	5	0	0	0	T.P. Hewitt	None	first meeting with Kansas
1900-01	3	3	0	0	E. Berry	None	win streak reaches 13 games
1901-02	5	3	0	0	Fred Morrell	None	
1902-03	7	5	0	0	Walter Hiltner	None	
1903-04	9	5	0	0	R.G. Clapp	None	Wisconsin is first Big Ten foe
1904-05	11	5	0	0	R.G. Clapp	None	
1905-06	12	2	0	0	R.G. Clapp	None	then-school record 12 wins
1906-07	10	6	0	0	R.G. Clapp	None	NU record 74-point win vs. Crete
1907-08	9	10	4	2	R.G. Clapp	2nd, Missouri Valley	first losing season in 10 years
1908-09	8	15	5	5	R.G. Clapp	2nd, Missouri Valley	W.W. Walsh, first-team MVC
1909-10	6	10	6	2	T.J. Hewiat	2nd, Missouri Valley	E.O. Perry, first-team MVC
1910-11	9	9	6	6	O.F. Field	2nd, Missouri Valley	J.P. Gibson, A.O. Frank, all-MVC
1911-12	14	1	8	0	"Jumbo" Stiehm	1st, Missouri Valley	NU won season's final nine games
1912-13	17	2	10	0	"Jumbo" Stiehm	1st, Missouri Valley	Sam Carrier, Ross Haskell, all-MVC; Carrier, All-American
1913-14	15	3	7	0	"Jumbo" Stiehm	1st, Missouri Valley	third straight undefeated MVC record
1914-15	10	8	8	4	"Jumbo" Stiehm	2nd, Missouri Valley	lost first league game in four years
1915-16	13	1	12	0	Sam Waugh	1st, Missouri Valley	perfect 12-0 in Missouri Valley
1916-17	12	10	4	8	Dr. E.J. Stewart	5th, Missouri Valley	
1917-18	7	7	4	5	Dr. E.J. Stewart	5th, Missouri Valley	
1918-19	10	6	10	6	Dr. E.J. Stewart	3rd, Missouri Valley	Carl Johnson, all-MVC pick
1919-20	22	2	0	0	Paul Schlisser	None	then-NU record 22 wins stood for 71 seasons, no conference affiliation
1920-21	15	3	9	1	Paul Schlisser	2nd, Missouri Valley	
1921-22	8	9	8	8	Owen A. Frank	tie 4th, Missouri Valley	
1922-23	6	12	5	11	Owen A. Frank	6th, Missouri Valley	
1923-24	11	7	10	6	W.E. Kline	3rd, Missouri Valley	
1924-25	12	5	11	5	W.E. Kline	2nd, Missouri Valley	Orr Goodson, Mutt Volz, all-MVC
1925-26	8	10	7	7	Ernest Bearg	5th, Missouri Valley	first season in NU Coliseum
1926-27	12	6	7	5	Charles T. Black	4th, Missouri Valley	Clark Smatha, all-MVC pick
1927-28	7	11	7	11	Charles T. Black	tie 7th, Missouri Valley	all games against league opponents
1928-29	11	5	5	5	Charles T. Black	3rd, Big Six	first season of play in Big Six
1929-30	9	9	6	4	Charles T. Black	3rd, Big Six	Don Maclay, first-team All-Big Six
1930-31	9	9	6	4	Charles T. Black	3rd, Big Six	Don Maclay, All-American
1931-32	3	17	2	8	Charles T. Black	6th, Big Six	Steve Hokuf, first-team All-Big Six
1932-33	3	13	2	8	William H. Browne	tie 5th, Big Six	Hokuf, All-Big Six, All-American
1933-34	9	11	5	5	William H. Browne	4th, Big Six	
1934-35	6	12	3	7	William H. Browne	5th, Big Six	
1935-36	13	8	7	3	William H. Browne	2nd, Big Six	George Wahlquist, All-Big Six, All-American
1936-37	13	7	8	2	William H. Browne	tie 1st, Big Six	shared Big Six title, Robert Parsons All-Big Six, All-American
1937-38	9	11	4	6	William H. Browne	tie 3rd, Big Six	Parsons, All-Big Six
1938-39	7	13	3	7	William H. Browne	5th, Big Six	
1939-40	6	12	2	8	William H. Browne	tie 4th, Big Six	
1940-41	8	10	6	4	A.J. Lewandowski	3rd, Big Six	Sid Held, Don Fritz, All-Big Six
1941-42	6	13	4	6	A.J. Lewandowski	4th, Big Six	
1942-43	6	10	5	5	A.J. Lewandowski	tie 3rd, Big Six	
1943-44	2	13	1	9	A.J. Lewandowski	tie 5th, Big Six	fewest wins in 46 seasons
1944-45	2	17	1	9	A.J. Lewandowski	6th, Big Six	
1945-46	7	13	3	7	L.F. Klein	tie 4th, Big Six	
1946-47	10	14	3	7	Harry Good	tie 5th, Big Six	first year of league Holiday tourney
1947-48	11	13	5	7	Harry Good	5th, Big Seven	first year of Big Seven
1948-49	16	10	9	3	Harry Good	tie 1st, Big Seven	first winning season in 12 years
1949-50	16	7	8	4	Harry Good	tie 1st, Big Seven	NU lost in NCAA District game
1950-51	9	14	4	8	Harry Good	5th, Big Seven	Claude Retherford, Big Seven MVP
1951-52	7	17	3	9	Harry Good	7th, Big Seven	Bus Whitehead, All-Big Seven
1952-53	9	11	4	8	Harry Good	6th, Big Seven	Whitehead, All-Big Seven
1953-54	8	13	5	7	Harry Good	tie 4th, Big Seven	
1954-55	9	12	6	6	Jerry Bush	tie 3rd, Big Seven	



HUSKER ALL-TIME RESULTS

Year	All Games		Conference		Coach	Conference Finish	Highlights, Notes
	W	L	W	L			
1955-56	7	16	3	9	Jerry Bush	6th, Big Seven	defeated Wooden-coached UCLA
1956-57	11	12	5	7	Jerry Bush	tie 4th, Big Seven	
1957-58	10	13	5	7	Jerry Bush	tie 4th, Big Seven	NU defeated two No. 4 teams first season of Big Eight
1958-59	12	13	5	9	Jerry Bush	tie 5th, Big Eight	Herschell Turner, All-Big Eight
1959-60	7	17	4	10	Jerry Bush	tie 7th, Big Eight	Turner, All-Big Eight, NU's first 1,000-point scorer
1960-61	10	14	4	10	Jerry Bush	6th, Big Eight	
1961-62	9	16	5	9	Jerry Bush	tie 5th, Big Eight	
1962-63	6	19	1	13	Jerry Bush	8th, Big Eight	School-record 19 losses
1963-64	7	18	5	9	Joe Cipriano	tie 6th, Big Eight	Joe Cipriano's first season
1964-65	10	15	5	9	Joe Cipriano	tie 6th, Big Eight	beat No. 1 Michigan in Lincoln
1965-66	20	5	12	2	Joe Cipriano	2nd, Big Eight	first winning season in 15 years, school's second 20-win campaign
1966-67	16	9	10	4	Joe Cipriano	tie 2nd, Big Eight	finished season ranked 11th (UPI)
1967-68	15	10	8	6	Joe Cipriano	tie 3rd, Big Eight	Grant Simmons, All-Big Eight
1968-69	12	14	5	9	Joe Cipriano	tie 6th, Big Eight	first-ever NIT Tournament bid,
1969-70	16	9	7	7	Joe Cipriano	tie 3rd, Big Eight	Stuart Lantz, All-Big Eight
1970-71	18	8	8	6	Joe Cipriano	4th, Big Eight	Lantz, All-Big Eight pick
1971-72	14	12	7	7	Joe Cipriano	4th, Big Eight	NU won Big Eight Holiday title
1972-73	9	17	4	10	Joe Cipriano	tie 6th, Big Eight	
1973-74	14	12	7	7	Joe Cipriano	4th, Big Eight	
1974-75	14	12	7	7	Joe Cipriano	4th, Big Eight	
1975-76	19	8	10	4	Joe Cipriano	3rd, Big Eight	Marvin Stewart, All-Big Eight
1976-77	15	14	7	7	Joe Cipriano	5th, Big Eight	Chuck Jura, All-Big Eight
1977-78	22	8	9	5	Joe Cipriano	2nd, Big Eight	Jerry Fort, All-Big Eight
1978-79	14	13	7	7	Joe Cipriano	5th, Big Eight	Fort, All-Big Eight, school-record
1979-80	18	13	8	6	J. Cipriano/Moe Iba	tie 2nd, Big Eight	40 points against Missouri
1980-81	15	12	9	5	Moe Iba	tie 2nd, Big Eight	Fort, All-Big Eight, finished with
1981-82	16	12	7	7	Moe Iba	tie 4th, Big Eight	then-school-record 1,882 points,
1982-83	22	10	9	5	Moe Iba	tie 3rd, Big Eight	last season in NU Coliseum
1983-84	18	12	7	7	Moe Iba	3rd, Big Eight	first season in Devaney Center
1984-85	16	14	5	9	Moe Iba	tie 5th, Big Eight	first NU-Creighton meeting in
1985-86	19	11	8	6	Moe Iba	3rd, Big Eight	45 seasons
1986-87	21	12	7	7	Danny Nee	5th, Big Eight	NU makes 2nd NIT appearance
1987-88	13	18	4	10	Danny Nee	7th, Big Eight	Brian Banks, All-Big Eight
1988-89	17	16	4	10	Danny Nee	7th, Big Eight	
1989-90	10	18	3	11	Danny Nee	7th, Big Eight	Iba, Big Eight Coach-of-the-Year
1990-91	26	8	9	5	Danny Nee	3rd, Big Eight	Andre Smith, All-Big Eight
1991-92	19	10	7	7	Danny Nee	5th, Big Eight	Iba, Big Eight Coach-of-the-Year
1992-93	20	11	8	6	Danny Nee	tie 2nd, Big Eight	Smith, Big Eight Player-of-the-Year
1993-94	20	10	7	7	Danny Nee	4th, Big Eight	Jack Moore, All-Big Eight
1994-95	18	14	4	10	Danny Nee	7th, Big Eight	NU defeated No. 1 Missouri
1995-96	21	14	4	10	Danny Nee	7th, Big Eight	NU reached NIT semifinals
1996-97	18	15	7	9	Danny Nee	7th, Big 12	Second-straight NIT bid,
Totals	1,158	1,027	535	575	---	---	Dave Hoppen, All-Big Eight, set

101 YEARS OF NEBRASKA BASKETBALL

1896-97 Won 2, Lost 0

Home: 2-0 Away: 0-0

Coach: Frank Lehmer

Result/Site--Date, NU Rank/Opponent (Opp. Rank)

W/H	2/2	Lincoln YMCA	NU	Opp.
W/H	2/23	Lincoln YMCA	11	8
W/H	2/23	Lincoln YMCA	23	14

Season Notes: Six years after Dr. James Naismith invented the game, NU fielded its first team...Coach Frank Lehmer guided first team...both games were played seven-on-seven.

1897-98 Won 1, Lost 3

Home: 0-3 Away: 1-0

Coach: Frank Lehmer

L/H	1/8	Lincoln YMCA	NU	Opp.
L/H	1/15	Omaha YMCA	9	15
L/H	2/1	Lincoln YMCA	12	16
L/H	2/1	Lincoln YMCA	13	20
W/A	2/22	Omaha YMCA	10	9

Season Note: After three-straight losses to open season, Nebraska ended second season of intercollegiate basketball with 10-9 win over Omaha YMCA.

1898-99 Won 4, Lost 0

Home: 3-0 Away: 1-0

Coach: Frank Lehmer

W/H	12/13	Nebraska Wesleyan	NU	Opp.
W/H	1/17	Doane	37	5
W/H	1/20	Omaha YMCA	52	7
W/H	1/20	Omaha YMCA	21	14
W/A	2/2	Nebraska Wesleyan	57	3

Season Notes: Second undefeated season in school history...final season for NU's first coach, Frank Lehmer...after seven games in first two-plus seasons of intercollegiate basketball against Lincoln and Omaha YMCA teams, Huskers faced first collegiate opponent in Nebraska Wesleyan.

1899-1900 Won 5, Lost 0

Home: 5-0 Away: 0-0

Coach: T.P. Hewitt

W/H	Nebraska Wesleyan	NU	Opp.
W/H	Lincoln YMCA	42	9
W/H	Doane	39	7
W/H	Doane	57	3
W/H	Omaha YMCA	26	14
W/H	3/2 Kansas	48	8

Season Notes: Third and final undefeated season in school history...Kansas game at Lincoln was first-ever between present-day Big Eight Conference schools and ranks as worst loss ever for Jayhawks...W.E. Anderson had school's first 30-point game with 34 vs. KU...Coach T.P. Hewitt's only season.

1900-01 Won 3, Lost 3

Home: 2-1 Away: 1-2

Coach: E. Berry

(Dates unavailable)

W/A	Omaha YMCA	NU	Opp.
W/H	Lincoln YMCA	13	11
W/H	Lincoln YMCA	10	8
W/H	Omaha YMCA	20	12
L/H	Omaha YMCA	20	28
L/A	Fond du Lac	20	32
L/A	Stevens Point A.C.	13	38

Season Notes: Huskers opened season with three-straight wins to run win streak to 13 straight, but then dropped final three games to finish .500...third-consecutive .500 or better record...only season for Coach E. Berry.

1901-02 Won 5, Lost 3

Home: 3-0 Away: 2-3

Coach: Fred Morrell

W/H	1/18	Nebraska Wesleyan	NU	Opp.
W/H	2/1	Lincoln YMCA	63	14
L/A	2/15	Minnesota	32	30
W/A	2/17	Sioux City YMCA	9	52
L/A	2/28	Haskell	42	24
W/A	3/1	Kansas	29	79
L/A	3/3	Topeka YMCA	35	29
W/H	3/22	Topeka YMCA	36	52
W/H	3/22	Topeka YMCA	27	13

Season Notes: First and only season for Coach Fred Morrell...fourth straight .500 or better season.



Nebraska's first basketball team posted a 2-0 record in 1896-97.

1902-03 Won 7, Lost 5

Home: 3-1 Away: 4-4

Coach: Walter Hiltner

W/H	12/18	Lincoln YMCA	NU	Opp.
L/A	1/17	Haskell	25	18
L/H	1/24	Lincoln YMCA	18	25
W/H	1/31	Kansas	24	35
W/A	2/3	Denver YMCA	23	18
W/A	2/4	Colorado College	44	29
W/A	2/5	Colorado	39	11
W/A	2/6	Colorado	28	12
W/A	2/6	Greeley High	25	15
L/A	2/7	Cheyenne Business	28	42
W/H	2/20	Lincoln YMCA	33	20
L/A	3/6	Minnesota Ag.	4	13
L/A	3/7	Minnesota	14	41

Season Notes: In only season under Coach W. Hiltner, Nebraska posted 7-5 record... fifth straight .500-plus campaign.

1903-04 Won 9, Lost 5

(Sites and dates unavailable)

Coach: R.G. Clapp

W	Nebraska Wesleyan	NU	Opp.
L	Highland Park	NA	NA
W	Lincoln High	47	10
L	Nebraska Wesleyan	49	26
L	Nebraska Wesleyan	31	32
L	Lincoln YMCA	NA	NA
W	Lincoln YMCA	NA	NA
W	Lincoln YMCA	31	12
W	Nebraska Wesleyan	25	9
W	Omaha Christian	35	26
L	Sioux City YMCA	14	49
W	Morningside	57	27
L	Minnesota	21	42
W	Minneapolis YMCA	15	10
W/H	Wisconsin	25	22

Season Notes: In first season under Coach R.G. Clapp, Nebraska won school-record nine games...Wisconsin was first Big Ten school to play Huskers at Lincoln.

1904-05 Won 11, Lost 5

(Sites and dates unavailable)

Coach: R.G. Clapp

W	Nebraska Wesleyan	NU	Opp.
L	Highland Park	32	31
W	Nebraska Wesleyan	34	39
W	Nebraska Wesleyan	57	23
W	Omaha YMCA	24	21

W	Fort Dodge	53	27
W	Shattuck	44	22
W	Minnesota	22	21
W	Minnesota	28	25
L	Omaha YMCA	29	30
W	Baker	49	19
W	Port Washington	47	36
L	Ripon	28	32
W	Menasha	37	19
W	Lawrence	37	24
L	Lewis	32	61
L	Chicago Central	22	59

Season Note: Huskers won then-school-record 11 games.

1905-06 Won 12, Lost 2

Home: 4-1 Away: 8-1

Coach: R.G. Clapp

W/H	1/13	Kansas City A.C.	NU	Opp.
W/H	1/29	Kansas City YMCA	33	22
W/H	2/3	Baker	25	24
L/H	2/12	Kansas	34	23
W/A	2/19	Kansas State	17	37
W/A	2/20	Fort Riley	50	14
W/A	2/21	Baker	43	13
W/A	2/21	Baker	33	27
W/A	2/22	Independence	41	16
L/A	2/23	Kansas City A.C.	21	49
W/A	2/25	Kansas City A.C.	26	25
W/H	3/15	Brown "B"	57	12
W/A	3/20	Bellevue	39	27
W/A	3/21	Fort Dodge	33	23
W/A	3/22	Shattuck	59	23

Season Note: Won then-school-record 12 games (against two losses).

1906-07 Won 10, Lost 6

Home: 5-0 Away: 5-6

Coach: R.G. Clapp

W/A	1/4	Crete	NU	Opp.
W/A	1/11	Nebraska Wesleyan	82	8
W/H	1/26	Central City	38	26
W/H	1/28	Iowa	40	9
W/H	1/28	Iowa	25	17
W/H	2/9	Kansas	32	19
W/A	2/14	Fort Dodge	34	22
L/A	2/15	Minnesota	19	20
L/A	2/16	Minnesota	18	20
W/A	2/18	Hudson	26	25
W/A	2/19	Marshfield (Co. A)	33	16
L/A	2/20	Portage (Co. F)	23	27



L/A	2/21	Wisconsin	31	35
L/A	2/22	Iowa	29	32
L/A	2/23	Grinnell	21	27
W/H	3/1	Denver	40	13
W/H	3/25	Nebraska Wesleyan	59	11

Season Notes: Nebraska posted ninth straight .500 or better record, third consecutive under Coach R.G. Clapp...74-point margin of victory over Crete (82-8) largest in school history.

1907-08 Won 9, Lost 10

(4-2 in Missouri Valley, 2nd)
Home: 3-3 (2-2) **Away:** 6-7 (2-0)
Coach: R.G. Clapp

	NU	Opp.		
W/A	12/18	Nebraska Wesleyan	33	19
L/H	1/11	Muscatine	21	39
W/A	1/15	Kansas State	36	18
W/A	1/16	Washburn	26	25
W/A	1/17	Kansas	20	17
W/A	1/18	Kansas	23	21
W/H	1/23	Highland Park	51	23
W/H	1/31	Missouri	41	30
W/H	2/1	Missouri	43	31
L/H	2/21	Kansas	26	28
L/H	2/22	Kansas	25	28
L/A	2/28	Minnesota	12	43
L/A	2/29	Minnesota	10	32
L/A	3/2	Portage	16	39
L/A	3/3	Wisconsin	4	43
W/A	3/4	DePaul	25	18
L/A	3/5	Morrison	19	23
L/A	3/6	Iowa	26	39
L/A	3/7	Grinnell	14	37

Season Notes: First season as member of Missouri Valley Conference...Huskers won MVC North Division title with 4-2 record, but because of scheduling difficulties, did not play a game against a team in own division...Husker Wilbur Wood was nation's second black college basketball player at a predominately white institution...Jumbo Stiehm, who would later become NU's football and basketball coach, scored 24 points in Wisconsin's 43-4 victory at Madison...first sub-.500 record in school history.

1908-09 Won 8, Lost 15

(5-5 in Missouri Valley, 2nd)
Home: 5-5 (4-0) **Away:** 3-10 (1-5)
Coach: R.G. Clapp

	NU	Opp.		
W/H	12/12	Cotner	28	24
L/H	12/17	Lincoln YMCA	16	34
W/A	1/7	Kansas State	36	31
L/A	1/8	Kansas	13	48
L/A	1/9	Kansas	17	36
W/H	1/15	Iowa State	42	20
W/H	1/16	Iowa State	40	21
W/H	1/22	Drake	39	30
W/H	1/23	Drake	34	12
L/H	1/30	Kansas	13	18
L/H	2/1	Missouri	24	26
L/A	2/5	Minnesota	17	24
L/A	2/6	Minnesota	21	39
L/A	2/8	Iowa State	16	22
W/A	2/9	Iowa State	31	17
L/A	2/10	Drake	12	34
L/A	2/11	Drake	15	25
L/H	2/19	Minnesota	26	28
L/H	2/20	Minnesota	20	29
L/KC	3/4	Kansas	22	28
L/KC	3/5	Kansas	15	24
W/KC	3/6	Kansas	32	29
L/A	3/8	Nebraska Wesleyan	32	62

Season Notes: For second-straight year, Nebraska captured MVC Northern Division title...Kansas took two of three games against Cornhuskers in play-off at Kansas City, Mo., and won conference title...W.W. Walsh earned first-team All-Missouri Valley Conference honors, first NU player ever honored...Coach R.G. Clapp retired after six seasons on Husker bench.

1909-10 Won 6, Lost 10

(6-2 in Missouri Valley, 2nd)
Home: 4-3 (4-0) **Away:** 2-7 (2-2)
Coach: T.J. Hewiat

	NU	Opp.		
L/A	1/6	Kansas State	16	27
L/A	1/7	Kansas	17	32
L/A	1/8	Kansas	16	40
W/H	1/21	Iowa State	24	21
W/H	1/22	Iowa State	29	26
W/H	1/28	Drake	40	14
W/H	1/29	Drake	27	6
W/A	2/8	Drake	20	16

W/A	2/10	Drake	22	13
L/A	2/11	Iowa State	23	34
L/A	2/12	Iowa State	17	18
L/H	2/14	Kansas State	17	28
L/A	2/18	Minnesota	14	33
L/A	2/19	Minnesota	9	27
L/H	2/26	Kansas	20	40
L/H	2/27	Kansas	13	40

Season Notes: In only season under Coach T.J. Hewiat, Nebraska finished 6-10...Huskers won MVC North Division title for third straight year, but Kansas had better division record than NU and was declared conference champion...E.O. Perry was first-team All-Missouri Valley Conference pick.

1910-11 Won 9, Lost 9

(6-6 in Missouri Valley, 2nd)
Home: 6-3 (4-2) **Away:** 3-6 (2-4)
Coach: O.F. Field

	NU	Opp.		
L/H	1/7	Cotner	17	35
W/H	1/14	Nebraska Wesleyan	42	26
W/H	1/20	Iowa State	41	20
L/H	1/21	Iowa State	31	33
W/A	1/26	Morningside	23	19
L/A	1/27	Minnesota	10	25
L/A	1/28	Minnesota	15	40
W/H	2/4	South Dakota	30	25
L/A	2/6	Iowa State	27	31
W/A	2/7	Iowa State	22	19
L/A	2/8	Missouri	26	39
L/A	2/9	Missouri (OT)	36	37
W/A	2/10	Kansas	15	11
L/A	2/11	Kansas	12	37
W/H	2/24	Kansas	38	28
W/H	2/25	Kansas	34	24
W/H	2/26	Missouri	30	23
L/H	2/27	Missouri	20	23

Season Notes: Huskers finished second in Missouri Valley Conference race, three games back of Kansas...J.P. Gibson and O.A. Frank earned first-team All-Missouri Valley Conference honors.

1911-12 Won 14, Lost 1

(8-0 in Missouri Valley, 1st)
Home: 6-0 (4-0) **Away:** 8-1 (4-0)
Coach: E.O. "Jumbo" Stiehm

	NU	Opp.		
W/H	1/12	Drake	42	24
W/H	1/13	Drake	35	13
W/A	1/18	Kansas State	26	25
W/A	1/19	Kansas	30	27
W/A	1/20	Kansas	30	26
L/A	1/26	Minnesota	15	40
W/A	1/27	Morningside	62	10
W/H	2/2	Iowa State	33	12
W/H	2/3	Iowa State	40	14

W/A	2/21	Drake	33	15
W/A	2/22	Drake	46	14
W/A	2/23	Iowa State	31	21
W/A	2/24	Iowa State	31	12
W/H	3/1	Kansas	49	21
W/H	3/2	Kansas	29	28

Season Notes: Huskers claimed MVC North Division crown with 8-0 record...after 25-point loss at Minnesota in sixth game of season, Nebraska won final nine games...in first season as Husker mentor, Stiehm made history by becoming first coach in conference history to win football and basketball titles in the same academic year...he repeated the feat a year later.

1912-13 Won 17, Lost 2

(10-0 in Missouri Valley, 1st)
Home: 10-0 (5-0) **Away:** 7-2 (5-0)
Coach: E.O. "Jumbo" Stiehm


	NU	Opp.		
W/H	1/11	Cotner	29	18
W/H	1/17	Omaha X	46	13
W/H	1/18	Nebraska Wesleyan	39	26
W/A	1/23	St. Joseph's	25	11
W/A	1/24	Sacred Heart	31	9
L/A	1/25	Minnesota	11	20
W/H	1/31	Drake	32	7
W/H	2/1	Drake	24	15
W/A	2/7	Nebraska Wesleyan	27	20
W/H	2/15	Kansas State	27	16
W/A	2/19	Drake	21	4
W/A	2/20	Drake	25	11
W/A	2/21	Iowa State	29	12
W/A	2/22	Iowa State	16	10
W/H	2/28	Iowa State	28	8
W/H	3/1	Iowa State	24	12
W/H	3/10	Kansas	40	25
W/A	3/11	Kansas	18	16
L/N	3/12	Kansas*	24	30

*Manhattan, Kan.
Season Notes: Huskers won North Division title with 10-0 record, recognized as league champion...dropped playoff game to South Division champ Kansas, 30-24, at Manhattan, Kan...Ross Haskell and Sam Carrier were first-team All-Missouri Valley Conference selections; Carrier also earned All-America honors.

1913-14 Won 15, Lost 3

(7-0 in Missouri Valley, 1st)
Home: 7-2 (4-0) **Away:** 8-1 (3-0)
Coach: E.O. "Jumbo" Stiehm

	NU	Opp.		
W/H	1/10	Omaha X	44	22
W/H	1/17	Cotner	56	11
W/H	1/23	Nebraska Wesleyan	29	20
L/H	1/24	Nebraska Wesleyan	18	24
W/A	2/5	St. Joseph's	48	11
W/A	2/6	Minnesota	21	16
W/A	2/7	Minnesota	14	9



Nebraska's 1911-12 team captured the school's first Missouri Valley Conference title.

HUSKER ALL-TIME RESULTS

W/A	2/9	Fort Dodge Co. G	38	22
W/H	2/13	Drake	32	20
W/H	2/14	Drake	31	10
W/A	2/17	Omaha Alumni	40	19
L/A	2/18	Simpson	21	22
W/A	2/19	Drake	36	17
W/A	2/20	Iowa State	15	9
W/A	2/21	Iowa State	16	3
W/H	2/27	Iowa State	24	16
W/H	2/28	Iowa State	41	13
L/H	3/5	Wesleyan Auto	19	31

Season Notes: Nebraska captured Missouri Valley Conference North Division crown with 7-0 record...squad was known as "Point a Minute" team, because it was so fast it took a movie camera to catch it.

1914-15 Won 10, Lost 8

(8-4 in Missouri Valley, 2nd)
Home: 3-2 (3-1) **Away:** 7-6 (5-3)
Coach: E.O. "Jumbo" Stiehm

	NU	Opp.		
L/A	1/6	Ft. Dodge (Co. G)	18	23
W/A	1/7	Hamline	20	9
L/A	1/8	Minnesota	18	22
L/A	1/9	Minnesota	9	23
W/H	1/15	Iowa State	32	15
W/H	1/16	Iowa State	25	12
W/A	1/20	Kansas State	26	19
W/A	1/21	Kansas State	26	20
L/A	1/22	Kansas	18	43
L/A	1/23	Kansas	23	30
W/A	2/5	Nebraska Wesleyan	13	9
W/A	2/10	Drake	14	5
W/A	2/11	Drake	23	14
W/A	2/12	Iowa State	24	12
L/A	2/13	Iowa State	11	25
L/H	2/19	Drake	19	20
W/H	2/20	Drake	27	11
L/H	3/3	Nebraska Wesleyan	15	39

Season Notes: Huskers finished second in Missouri Valley Conference race, three games back of first-place Kansas...final season for Coach E.O. Stiehm.

1915-16 Won 13, Lost 1

(12-0 in Missouri Valley, 1st)
Home: 8-0 (8-0) **Away:** 5-1 (4-0)
Coach: Sam Waugh

	NU	Opp.		
W/H	1/14	Kansas	34	33
W/H	1/15	Kansas	40	27
W/H	1/21	Drake	41	12
W/H	1/22	Drake	44	16
W/A	1/30	Burgess-Nash	24	20
W/H	2/4	Iowa State	35	21
W/H	2/5	Iowa State	31	14
W/H	2/11	Kansas State	21	20
W/H	2/12	Kansas State	26	25
L/A	2/18	Nebraska Wesleyan	19	23
W/A	2/23	Drake	34	24
W/A	2/24	Drake	40	15
W/A	2/25	Iowa State	23	14
W/A	2/26	Iowa State	29	17

Season Notes: Huskers won Missouri Valley Conference title with 12-0 record; finished 13-1 in only season under direction of Coach Sam Waugh...lone loss was 23-19 decision to cross-town rival Nebraska Wesleyan.

1916-17 Won 12, Lost 10

(4-8 in Missouri Valley, 5th)
(Sites and dates unavailable)
Coach: Dr. E.J. Stewart

	NU	Opp.		
W		Simpson	20	13
W		Cotner	42	10
L		Grinnell	9	22
W		St. Joseph's	21	11
W		St. Thomas (Minn.)	23	8
W		Hamline	15	8
W		Brandeis (Omaha)	29	11
W		York College	23	14
W		Nebraska Wesleyan	27	14
L/H	2/9	Missouri	16	18
L/H	2/10	Missouri	7	18
L/A		Kansas State	13	45
L/A		Kansas State	10	34
W/A	2/16	Kansas	21	19
L/A	2/17	Kansas	10	30
L/A	2/22	Iowa State	7	19
L/A	2/23	Iowa State	17	24

W		Drake	23	13
W		Drake	26	18
L		Nebraska Wesleyan	15	18
L/H	3/9	Iowa State	22	24
W/H	3/10	Iowa State	24	21

Season Note: First season on sideline for Coach E.J. Stewart.

1917-18 Won 7, Lost 7

(4-5 in Missouri Valley, Fifth)
Home: 3-3 (1-1) **Away:** 4-4 (3-4)
Coach: Dr. E.J. Stewart

	NU	Opp.		
L/H		Camp Funston	14	43
W/H		Fort Dodge	19	16
L/H		Fort Dodge	14	21
L/A		Washington (Mo.)	17	44
L/A	2/8	Missouri	9	22
L/A	2/9	Missouri	8	16
W/H	2/15	Kansas	24	23
L/H	2/16	Kansas	25	31
W/A		Nebraska Wesleyan	18	10
W/H		Nebraska Wesleyan	24	14
W/A		Drake	32	10
W/A		Drake	21	14
W/A		Kansas State	31	23
L/A		Kansas State	16	26

Season Note: Eighth-straight .500 or better record.

1918-19 Won 10, Lost 6

(10-6 in Missouri Valley, 3rd)
Home: 6-3 (6-3) **Away:** 4-3 (4-3)
Coach: Dr. E.J. Stewart

	NU	Opp.		
W/A	1/22	Drake	34	13
W/A	1/23	Grinnell	24	14
L/A	1/24	Grinnell	15	16
W/A	1/25	Drake	24	14
L/H	1/30	Drake	15	22
W/H	2/1	Drake	19	9
W/H	2/7	Washington (Mo.)	35	25
W/H	2/8	Washington (Mo.)	28	13
W/H	2/14	Missouri	28	26
W/H	2/15	Missouri	21	14
L/A	3/5	Kansas	17	31
W/A	3/6	Kansas	29	24
L/H	3/8	Kansas State	32	34
L/A	3/9	Kansas State	21	30
W/H	3/12	Grinnell	27	15
L/H	3/13	Grinnell	21	22

Season Notes: NU finished third in Missouri Valley Conference race...Carl Jackson was first-team all-conference pick, first for Huskers in six seasons...final season for Coach E.J. Stewart.

1919-20 Won 22, Lost 2

(No conference affiliation)
Home: 11-1 **Away:** 11-1
Coach: Paul Schlisser

	NU	Opp.		
W/H	12/17	Morningside	37	14
W/H	12/18	Morningside	39	9
W/H	1/9	Omaha Athletic Club	51	10
W/H	1/10	Omaha Athletic Club	26	23
W/A	1/13	Hastings	47	9
W/A	1/14	Colorado College	32	19
L/A	1/15	Colorado College	23	25
W/A	1/16	Colorado	27	16
W/A	1/17	Colorado	24	17
W/H	1/23	South Dakota	41	12
W/H	1/24	South Dakota	33	12
L/H	2/5	Indiana	20	24
W/H	2/6	Indiana	38	18
W/H	2/13	Michigan State	43	26
W/H	2/14	Michigan State	39	20
W/A	2/20	Notre Dame	25	18
W/H	2/21	Notre Dame	31	15
W/A	2/24	Morningside	44	12
W/A	2/25	Morningside	50	13
W/A	2/26	Knox (OT)	31	24
W/A	2/27	Valparaiso	30	17
W/A	2/28	Valparaiso	35	20
W/H	3/5	Colorado College	23	9
W/H	3/6	Colorado College	33	12

Season Notes: Playing without a conference affiliation for first time since 1906-07 season, Nebraska finished with first 20-win season ever (22 victories)...fewest losses for NU since 1915-16 season...22 wins would stand as school record until 1990-91 campaign...first season on Husker sideline for Coach P.J. Schisser.

1920-21 Won 15, Lost 3

(9-1 in Missouri Valley, 2nd)
Home: 10-1 (6-0) **Away:** 5-2 (3-1)
Coach: Paul Schlisser

	NU	Opp.		
W/A	1/1	Illinois	30	25
L/A	1/3	Illinois	24	26
W/A	1/4	Illinois Wesleyan	32	1
W/H	1/14	Grinnell	31	10
W/H	1/15	Grinnell	28	15
W/H	1/21	South Dakota	39	13
W/H	1/31	Oklahoma	34	20
W/H	2/1	Oklahoma	28	15
L/A	2/9	Iowa State	30	38
W/A	2/10	Iowa State	32	23
W/A	2/11	Grinnell	31	16
W/A	2/12	Grinnell	29	22
W/H	2/18	Notre Dame	25	18
W/H	2/19	Notre Dame	39	21
L/H	2/25	Colgate	15	21
W/H	2/26	Colgate	24	15
W/H	3/4	Iowa State	33	16
W/H	3/5	Iowa State	37	11



Grant Hall was the home of the Huskers from 1897 until the NU Coliseum opened in 1926.

Season Notes: Nebraska finished second in Missouri Valley Conference race with 9-1 mark...final season for coach Paul Schlisser.

1921-22 Won 8, Lost 9

(8-8 in Missouri Valley, Tie-4th)

Home: 4-4 (4-4) **Away:** 4-5 (4-4)

Coach: Owen A. Frank

			NU	Opp.
L/A	1/4	Wisconsin	14	27
W/H	1/7	Washington (Mo.)	31	23
W/A	1/9	Iowa State	21	14
L/H	1/13	Missouri	31	46
W/H	1/14	Grinnell	27	17
L/H	1/19	Kansas	15	25
L/A	1/27	Oklahoma	21	29
L/H	2/4	Iowa State	7	26
W/A	2/7	Grinnell	28	25
W/A	2/14	Kansas State	25	24
L/A	2/18	Drake	32	34
W/H	2/22	Oklahoma	39	34
L/A	2/24	Missouri	16	55
W/A	2/25	Washington (Mo.)	33	32
L/H	2/28	Drake	15	29
W/H	3/3	Kansas State	21	13
L/A	3/6	Kansas	18	41

Season Note: In first season under Coach Owen A. Frank, Nebraska finished 8-9 overall, 8-8 in Missouri Valley Conference.

1922-23 Won 6, Lost 12

(5-11 in Missouri Valley, 6th)

Home: 2-7 (1-7) **Away:** 4-5 (4-4)

Coach: Owen A. Frank

			NU	Opp.
L/A	1/5	Kansas	20	30
W/A	1/6	Kansas State	21	15
L/H		Drake	18	30
W/H		Oklahoma	25	19
L/H	1/22	Missouri	18	33
L/A	1/25	Drake	25	36
W/A	1/26	Iowa State	21	15
W/A	1/27	Grinnell	20	13
L/H		Grinnell	17	32
L/H	2/3	Iowa State	17	21
L/A		Oklahoma	25	31
L/H	2/12	Kansas	15	36
L/H		Kansas State	14	17
L/H		Washington (Mo.)	32	34
L/A	2/24	Missouri	22	39
W/A		Washington (Mo.)	24	22
W/H		Nebraska Wesleyan	24	22
L/A		Creighton	24	46

Season Note: Final season for Coach Owen A. Frank.

1923-24 Won 11, Lost 7

(10-6 in Missouri Valley, 3rd)

Home: 8-2 (7-2) **Away:** 3-5 (3-4)

Coach: W.E. Kline

			NU	Opp.
L/A		Kansas City A.C.	18	27
W/H	1/5	Missouri	24	18
W/H		Oklahoma	35	21
W/H		Kansas State	27	14
L/A	1/17	Kansas State	23	26
L/A	1/18	Kansas	18	19
L/A		Oklahoma	20	32
L/H	1/26	Kansas	10	13
W/H		Creighton	25	21
L/A		Drake	15	19
W/A		Grinnell	32	19
W/A	2/8	Missouri	31	11
W/A	2/9	Washington (Mo.)	32	18
W/H		Grinnell	32	18
W/H		Washington (Mo.)	38	17
W/A	2/27	Iowa State	18	16
W/H	3/3	Iowa State	27	14
L/H		Drake	12	25

Season Note: Nebraska finished 11-7 in Coach W.E. Kline's rookie season.

1924-25 Won 12, Lost 5

(11-5 in Missouri Valley, 2nd)

Home: 6-2 (6-2) **Away:** 6-3 (5-3)

Coach: W.E. Kline

			NU	Opp.
W/A	1/9	Kansas State	23	11
W/A	1/10	Oklahoma	23	18
W/H	1/17	Drake	20	8
L/H	1/31	Kansas	20	25



The Nebraska Coliseum served as the home of Nebraska basketball from 1926 until 1976.

W/H	2/7	Oklahoma	31	17
W/H	2/9	Grinnell	35	27
W/H	2/13	Kansas State	32	20
L/A	2/17	Kansas	20	28
W/A	2/20	Washington (Mo.)	24	20
W/A	2/21	Missouri	25	20
W/H	2/24	Iowa State	37	17
W/H	2/27	Missouri	24	21
W/A	2/28	Creighton	15	11
L/A	3/2	Drake	10	18
L/A	3/3	Grinnell	21	36
W/A	3/4	Iowa State	28	13
L/H	3/5	Washington (Mo.)	16	36

Season Notes: In second and final season under Coach W.E. Kline, Huskers finished second to Kansas in Missouri Valley Conference race...Orr Goodson and Mutt Volz were first-team All-Conference picks, first time a Husker player had been so honored since 1918-19 season; first time two NU players landed spot on first unit since 1912-13.

1925-26 Won 8, Lost 10

(7-7 in Missouri Valley, 5th)

Home: 4-5 (4-3) **Away:** 4-5 (3-4)

Coach: Ernest Bearg

			NU	Opp.
L/H	12/18	South Dakota	19	20
L/A	1/2	Kansas City A.C.	20	36
W/A	1/9	Creighton	20	15
W/H	1/16	Grinnell	24	14
W/H	1/23	Iowa State	18	13
W/A	1/30	Grinnell	39	18
W/A	2/1	Iowa State	27	12
W/A	2/2	Drake	23	21
L/H	2/6	Kansas	14	25
L/A	2/9	Kansas State	26	41
L/H	2/15	Creighton	11	15
L/H	2/16	Kansas State	21	28
L/H	2/19	Missouri	24	26
W/H	2/20	Washington (Mo.)	26	20
L/A	2/27	Kansas	17	30
W/H	3/1	Drake	22	21
L/A	3/5	Missouri	22	24
L/A	3/6	Washington (Mo.)	14	22

Season Notes: In only season under Coach Ernest Bearg, Huskers finished 8-10...after playing in Grant Hall since 1897, NU dropped first-ever game in NU Coliseum to Kansas, 25-14.

1926-27 Won 12, Lost 6

(7-5 in MVC, 4th)

Home: 7-2 (4-2) **Away:** 5-4 (3-3)

Coach: Charles T. Black

			NU	Opp.
L/A		Hillyard's	20	36
L/A		Kansas State	23	34
W/A		Washington (Mo.)	37	20
W/A	1/15	Missouri	35	23
W/A	1/19	Kansas	27	24
L/H		Drake	34	35
W/H	1/29	Iowa State	35	19

W/A		Oklahoma	37	29
L/A		Oklahoma State	24	27
W/H		Grinnell	30	22
W/H		Kansas State	26	24
W/H		Missouri	27	22
W/H		Oklahoma	36	26
W/H		Washington (Mo.)	41	24
L/H	2/26	Kansas	25	34
W/H		Oklahoma State	35	25
L/A	3/3	Iowa State	24	26
W/A	3/4	Drake	46	32

Season Notes: In first season under Coach Charles T. Black, a former Kansas All-American, Huskers finished 12-6 and 7-5 in Missouri Valley, good for fourth place...Clark Smatha earned first-team All-Missouri Valley Conference honors.

1927-28 Won 7, Lost 11

(7-11 in MVC, tie 7th)

Home: 5-4 (5-4) **Away:** 2-7 (2-7)

Coach: Charles T. Black

			NU	Opp.
L/A	12/16	Washington (Mo.)	27	28
L/A	12/17	Missouri	15	36
W/H	1/7	Missouri	36	26
L/H	1/9	Washington (Mo.)	19	30
L/A	1/14	Drake	28	32
L/H	1/21	Kansas State	24	29
W/H	1/28	Iowa State	37	26
L/H	2/4	Oklahoma State	21	32
W/A	2/9	Iowa State	32	26
W/A	2/10	Grinnell	35	22
W/H	2/14	Drake	34	27
L/A	2/17	Kansas	27	33
L/A	2/18	Kansas State	22	28
W/H	2/24	Kansas	32	28
L/H	2/25	Oklahoma	36	38
W/H	2/28	Grinnell	35	16
L/A	3/3	Oklahoma	28	43
L/A	3/5	Oklahoma State	43	47

Season Notes: Entire schedule was played against conference opponents...NU was 7-9 with two games left, but lost bid for .500 with losses at Oklahoma and Oklahoma State to end season.

1928-29 Won 11, Lost 5

(5-5 in Big Six, 3rd)

Home: 6-2 (3-2) **Away:** 5-3 (2-3)

Coach: Charles T. Black

			NU	Opp.
W/H	12/20	South Dakota	36	25
W/A	1/4	Colorado College	32	24
W/A	1/5	Colorado College	48	26
L/H	1/12	Missouri	25	30
W/H	1/15	South Dakota	46	28
W/H	1/19	Kansas	30	29
L/A	1/24	Kansas State	21	30
L/A	1/26	Oklahoma	20	29
W/H	2/2	Iowa State	45	39
W/A	2/7	Kansas	37	31
L/H	2/11	Oklahoma	34	39

HUSKER ALL-TIME RESULTS

W/H	2/16	Drake	37	24
L/A	2/22	Iowa State	33	37
W/A	2/23	Drake	33	26
W/A	2/25	Missouri	39	33
W/H	3/2	Kansas State	62	45

Season Notes: After being affiliated with the Missouri Valley Conference since 1907-08, Nebraska, Missouri, Kansas, Kansas State, Iowa State and Oklahoma formed the Big Six...second winning season in three years for Coach Charles T. Black.

1929-30 Won 9, Lost 9

(6-4 in Big Six, 3rd)
Home: 6-3 (3-2) **Away:** 3-6 (3-2)
Coach: Charles T. Black

			NU	Opp.
L/A	12/28	St. Louis	27	37
L/A	12/30	Butler	26	38
L/A	1/2	West Virginia	19	45
L/A	1/4	Pittsburgh	27	34
W/A	1/10	Kansas State	41	39
L/H	1/11	Montana State	30	61
W/H	1/14	South Dakota State	29	27
L/A	1/18	Missouri	21	27
W/H	1/20	Oklahoma	35	20
W/A	1/22	Iowa State	32	22
W/H	1/25	Iowa	41	26
L/H	2/1	Kansas State	42	46
W/A	2/8	Oklahoma	47	37
L/A	2/10	Kansas	20	27
W/H	2/12	St. Louis	45	43
W/H	2/15	Missouri	34	31
W/H	2/22	Iowa State	52	50
L/H	3/1	Kansas	35	36

Season Notes: Nebraska led Big Six in scoring at 34.9 points per game...Don Maclay was first-team All-Big Six center...NU finished two games back of league champion Missouri.

1930-31 Won 9, Lost 9

(6-4 in Big Six, 2nd)
Home: 5-4 (3-2) **Away:** 4-5 (3-2)
Coach: Charles T. Black

			NU	Opp.
W/A	12/13	South Dakota	18	17
L/H	12/19	Pittsburgh	22	23
L/A	12/27	Washington	38	41
L/A	12/29	Washington	24	27
L/A	12/30	Washington	32	38
L/H	1/5	Brigham Young	44	55
W/H	1/10	Missouri	42	32
W/A	1/17	Oklahoma	36	30
W/A	1/19	Kansas (OT)	31	30
W/H	1/24	Drake	30	25
W/H	1/31	Iowa State	31	19
W/H	2/2	Butler	32	14
L/A	2/7	Missouri	20	33
W/A	2/9	Kansas State	37	31
L/H	2/14	Kansas	29	34
L/A	2/16	Iowa State	28	42
L/H	2/24	Kansas State	30	32
W/H	2/28	Oklahoma	41	30

Season Notes: Nebraska's second-place finish in Big Six race was its best since 1924-25 campaign...Huskies finished one game back of first-place Kansas...center Don Maclay earned All-America honors...Steve Hokuf earned first-team All-Big Six honors as a guard.

1931-32 Won 3, Lost 17

(2-8 in Big Six, 6th)
Home: 1-9 (1-4) **Away:** 2-8 (1-4)
Coach: Charles T. Black

			NU	Opp.
L/H	12/12	South Dakota	36	41
L/H	12/17	Brigham Young	27	31
L/A	12/19	Iowa	29	34
L/A	12/28	Wisconsin-Superior	34	36
L/A	12/29	Minnesota	24	32
L/H	1/4	Carleton	30	40
W/A	1/8	Iowa State	28	24
W/A	1/9	Drake	33	19
L/H	1/12	Kansas	31	34
L/A	1/16	Missouri	18	30
L/A	1/18	Kansas State	20	32
L/H	1/23	Oklahoma	34	37
L/H	2/1	Iowa State	32	33
W/H	2/6	Kansas State	32	26
L/H	2/10	St. Louis	28	31
L/A	2/13	Oklahoma	32	46
L/A	2/15	Kansas	19	51
L/H	2/26	Missouri	28	32
L/A	3/4	Creighton	18	47

L/H	3/7	Creighton	26	28
-----	-----	-----------	----	----

Season Notes: Three wins were fewest for Huskers since 1900-01 season...last year of Nebraska-Creighton series until 1977-78 campaign...final season for Coach Charles T. Black.

1932-33 Won 3, Lost 13

(2-8 in Big Six, tie 5th)
Home: 2-7 (1-4) **Away:** 2-7 (1-4)
Coach: William H. Browne

			NU	Opp.
L/H	12/16	Arkansas	24	41
L/A	12/22	Carleton	19	23
L/A	12/23	Minnesota	25	27
L/H	1/2	Minnesota	22	32
L/H	1/3	Stanford	17	21
L/A	1/6	Kansas	29	32
L/A	1/7	Missouri	33	37
W/H	1/14	Kansas State	31	25
L/H	1/30	Iowa State	25	30
L/H	2/4	Kansas	20	34
L/A	2/11	Oklahoma	35	39
L/A	2/13	Kansas State	30	36
W/H	2/18	South Dakota	34	25
L/H	2/25	Missouri	31	39
W/A	2/28	Iowa State	43	16
L/H	3/4	Oklahoma	27	38

Season Notes: Huskers dropped seven-straight and 11 of first 12 games, finished with three wins for second-consecutive season...debut for Coach William H. Browne...Steve Hokuf was first-team All-Big Six pick and earned All-America honors.

1933-34 Won 9, Lost 11

(5-5 in Big Six, 4th)
Home: 5-2 (4-1) **Away:** 2-9 (1-4)
Coach: William H. Browne

			NU	Opp.
L/A	12/20	Marquette	22	25
L/A	12/21	Northwestern	22	35
L/A	12/22	DePaul	13	33
L/A	12/29	North Dakota	22	50
W/A	12/30	North Dakota State	32	29
L/A	1/1	Minnesota	16	32
W/A	1/5	Iowa State (OT)	37	31
W/H	1/9	Kansas	24	21
L/A	1/13	Missouri	26	36
L/A	1/15	Kansas State	24	25
L/H	1/20	Wyoming	24	33
L/H	1/27	Oklahoma	36	44
W/H	2/3	Kansas State	38	31
W/H	2/9	Missouri	34	27
L/A	2/17	Oklahoma	23	53
L/A	2/19	Kansas	24	25
W/H	2/24	Iowa State	26	21

W/H	3/3	St. Louis	29	25
-----	-----	-----------	----	----

Season Note: Nebraska lost four straight to open the season, then went 7-7 over last 14 games.

1934-35 Won 6, Lost 12

(3-7 in Big Six, 5th)
Home: 6-4 (3-2) **Away:** 0-8 (0-5)
Coach: William H. Browne

			NU	Opp.
L/A	12/15	Wyoming	23	26
L/H	12/20	Iowa	24	31
W/H	12/22	North Dakota	34	21
W/H	12/29	Minnesota	26	24
L/H	1/2	Stanford	31	34
L/A	1/4	Millikin	35	36
L/A	1/5	St. Louis	28	30
W/H	1/12	Iowa State	32	31
L/A	1/19	Missouri	31	32
L/A	1/21	Kansas State	41	47
W/H	1/26	Denver	34	22
L/H	2/4	Missouri	21	23
L/A	2/9	Oklahoma	32	38
L/A	2/11	Kansas	21	32
L/H	2/15	Kansas	24	32
W/H	2/18	Oklahoma	32	24
L/A	2/23	Iowa State	14	22
W/H	3/2	Kansas State	28	21

Season Note: NU won Big Six opener, then dropped six-straight in conference play and finished with fourth-consecutive losing record.

1935-36 Won 13, Lost 8

(7-3 in Big Six, 2nd)
Home: 7-1 (4-1) **Away:** 6-7 (3-2)
Coach: William H. Browne

			NU	Opp.
W/H	12/17	Brigham Young	53	34
W/A	12/20	Minnesota	41	24
W/A	12/27	Wyoming	46	42
L/A	12/28	Brigham Young	39	46
W/A	12/30	Utah	48	47
L/A	1/3	Santa Clara	48	61
L/A	1/4	Stanford	39	42
L/A	1/7	Denver	35	45
W/H	1/10	Missouri	31	26
W/H	1/13	Wyoming	31	22
W/A	1/18	Oklahoma	40	33
L/A	1/20	Kansas	23	45
L/A	1/25	Iowa State (OT)	40	41
W/H	2/1	Kansas State	43	30
W/H	2/3	South Dakota	48	27
W/A	2/8	Missouri	43	33
W/A	2/10	Kansas State	40	32



Nebraska's 1936-37 team tied for the Big Six Conference title.

W/H	2/15	Iowa State	49	20
W/H	2/24	Oklahoma	55	28
L/H	2/29	Kansas	36	43
Olympic Playoff				
L/KC	3/12	Oklahoma State	19	36

Season Notes: George Wahlquist was first-team All-Big Six selection and earned All-America honors...NU finished second to Kansas in Big Six race, three-games back of 10-0 Jayhawks...13 wins were most for Huskers since school-record 22 victories in 1919-20.

1936-37 Won 13, Lost 7

(8-2 in Big Six, tie 1st)
Home: 7-1 (4-1) **Away:** 6-6 (4-1)
Coach: William H. Browne

			NU	Opp.
W/A	12/11	South Dakota	31	33
W/H	12/19	Montana	53	39
W/H	12/21	Minnesota	29	24
W/H	12/22	Ohio State	32	23
L/A	12/26	Loyola (Ill.)	35	53
W/A	12/28	Western Reserve	41	35
L/A	12/29	Canisius	34	39
W/A	12/30	St. Thomas (Pa.)	42	41
L/A	1/1	Temple	27	43
L/A	1/2	George Washington	22	41
W/A	1/9	Missouri	31	22
W/H	1/16	Iowa State	45	33
L/H	1/18	Oklahoma	31	34
W/A	1/30	Kansas State	41	38
L/A	2/2	Kansas	22	27
W/A	2/12	Oklahoma	33	29
W/H	2/15	Kansas State	40	37
W/H	2/19	Missouri	50	21
W/H	2/27	Kansas	37	32
W/A	3/3	Iowa State	48	31

Season Notes: Nebraska closed season with five-straight wins; earned share of Big Six title for first time since 1915-16...Robert Parsons was first-team All-Big Six pick and earned All-America honors...NU had consecutive double-digit win total for first time since 1923-24 and 1924-25 seasons.

1937-38 Won 9, Lost 11

(4-6 in Big Six, tie 3rd)
Home: 7-3 (3-2) **Away:** 2-8 (1-4)
Coach: William H. Browne

			NU	Opp.
L/A	12/11	Ohio State	31	42
W/H	12/17	South Dakota	44	28
L/A	12/20	Minnesota	28	33
L/A	12/23	Indiana	42	43
L/A	12/28	Detroit	33	34
L/A	12/30	Bradley	30	50
W/A	1/1	Niagara	43	37
W/H	1/7	California	38	32
W/H	1/10	Colorado	29	18
L/H	1/14	Missouri	18	27
W/H	1/22	Kansas State	46	32
W/A	1/29	Iowa State	35	32
L/A	2/2	Kansas	33	48
L/A	2/5	Oklahoma	48	50
W/H	2/9	Oklahoma	52	42
L/A	2/12	Missouri	30	38
W/H	2/14	Iowa State	50	23
W/H	2/19	Loyola (Ill.)	39	38
L/A	2/21	Kansas State	29	41
L/H	2/26	Kansas	47	50

Season Note: Robert Parsons was first-team All-Big Six pick for second-straight season.

1938-39 Won 7, Lost 13

(3-7 in Big Six, 5th)
Home: 5-5 (3-2) **Away:** 2-8 (0-5)
Coach: William H. Browne

			NU	Opp.
W/H	12/10	South Dakota	44	30
L/H	12/17	Bradley	24	39
L/H	12/21	Minnesota	37	66
W/H	12/23	Wyoming	38	30
W/A	12/26	California	46	43
L/A	12/27	California	30	58
W/A	12/29	UCLA	35	30
L/A	12/30	UCLA	40	42
L/A	1/3	Stanford	47	56
W/H	1/14	Kansas	48	37
L/A	1/17	Kansas State	38	43
L/A	1/21	Missouri	41	54
L/A	1/28	Oklahoma	39	56
W/H	1/30	Iowa State	51	44
W/H	2/8	Kansas State	42	34
L/A	2/14	Kansas	46	49
L/H	2/18	Missouri	36	46
L/H	2/24	DePaul	33	37
L/A	2/27	Iowa State	28	41
L/H	3/4	Oklahoma	45	53

Season Notes: NU ended season with five-straight losses; recorded second consecutive losing season...Oklahoma, a team that swept the Huskers, represented Big Six in first NCAA Tournament.

1939-40 Won 6, Lost 12

(2-8 in Big Six, tie 4th)
Home: 5-6 (2-3) **Away:** 1-6 (0-5)
Coach: William H. Browne

			NU	Opp.
W/H	12/9	South Dakota	39	15
L/H	12/15	Indiana	39	49
W/H	12/20	Stanford	48	47
L/A	12/23	Minnesota	37	61
L/H	12/27	Utah	40	63
W/A	12/30	Wisconsin	53	43
L/H	1/2	Detroit	46	47
W/H	1/6	California	46	32
W/H	1/8	Iowa State	44	28
L/A	1/13	Missouri	33	46
L/A	1/19	Kansas State	25	32
L/A	1/23	Kansas	24	40
L/H	1/27	Oklahoma	41	56
L/H	2/3	Missouri	40	41
L/A	2/9	Oklahoma	28	45
W/H	2/13	Kansas State	61	28
L/A	2/17	Iowa State	33	40
L/H	2/24	Kansas	41	48


Season Notes: Nebraska dropped eight of last nine games to spoil Coach W.H. Browne's final season...Huskers dropped 10-point decision to eventual national champion Indiana at Lincoln in second game of season.

1940-41 Won 8, Lost 10

(6-4 in Big Six, 3rd)
Home: 5-4 (3-2) **Away:** 3-6 (3-2)
Coach: A.J. Lewandowski

			NU	Opp.
L/A	12/6	South Dakota	39	40
W/H	12/14	Marquette	35	20
W/H	12/18	Kentucky	40	39
L/H	12/21	Minnesota	36	43
L/A	12/26	California	24	30
L/A	12/27	Stanford	46	57
L/A	12/30	Oregon State	38	61
L/H	1/4	Wisconsin	31	46
W/H	1/7	Kansas State	33	23
L/H	1/10	Oklahoma	29	40
L/A	1/17	Kansas State	32	35
W/H	1/20	Missouri	40	29
W/A	1/25	Iowa State	38	35
W/H	2/1	Iowa State	41	36
L/A	2/10	Kansas	38	44
W/A	2/15	Missouri	38	36
W/A	2/22	Oklahoma	43	42
L/H	3/1	Kansas	53	55

Season Notes: Two-point loss to Kansas in season finale kept Nebraska from .500 record for first time since 1936-37 season...Sid Held and Don Fritz earned first-team All-Big Six honors...first season of five-year tenure for Coach A.J. Lewandowski...for second-straight year, NU lost game to eventual national champion (Wisconsin) in non-league play.



Before becoming a star with the New York Yankees, Bob Cerv lettered for the Husker cagers in 1947-50. He is one of seven athletes in school history to earn eight or more monograms in a career.

HUSKER ALL-TIME RESULTS

1941-42 Won 6, Lost 13

(4-6 in Big Six, 4th)

Home: 4-4 (3-2) Away: 2-9 (1-4)

Coach: A.J. Lewandowski

	NU	Opp.
W/H 12/12 South Dakota	48	28
L/A 12/15 Indiana	29	56
L/A 12/16 Kentucky	27	42
L/H 12/20 UCLA	36	42
L/H 12/22 Oregon	42	49
L/A 12/27 Minnesota	32	56
L/A 12/29 Detroit	29	33
W/A 12/30 Iowa	41	34
W/H 1/6 Kansas State	44	38
W/H 1/12 Missouri	51	45
L/A 1/17 Kansas	32	51
L/H 1/24 Great Lakes	40	50
L/A 1/31 Iowa State	33	39
L/A 2/2 Kansas State	35	38
W/H 2/7 Iowa State	39	31
L/A 2/14 Kansas	30	58
L/A 2/16 Oklahoma	29	37
L/H 2/21 Oklahoma	41	46
W/A 2/28 Missouri	41	40

Season Note: After 2-0 Big Six start, NU lost four straight and seven of last nine games to finish with sub-.500 record for fifth-straight season.

1942-43 Won 6, Lost 10

(5-5 in Big Six, tie 3rd)

Home: 4-4 (3-2) Away: 2-6 (2-3)

Coach: A.J. Lewandowski

	NU	Opp.
L/A 12/7 South Dakota	30	40
L/A 12/12 Illinois	27	69
W/H 12/19 Iowa	52	43
L/H 12/30 Indiana	39	40
W/A 1/5 Kansas State	41	32
W/A 1/16 Missouri	39	36
L/A 1/18 Iowa State	38	50
L/H 1/21 Gardner Naval	37	52
L/H 1/30 Oklahoma	32	56
L/KC 2/6 Gardner Naval	37	43
L/H 2/13 Kansas	24	56
W/H 2/17 Kansas State (OT)	50	47
W/H 2/20 Missouri	56	50
L/A 2/23 Kansas	33	52
W/H 2/27 Iowa State	51	36
L/A 3/1 Oklahoma	48	65

Season Note: Five-straight mid-season losses stood between NU and its first winning season since 1936-37.

1943-44 Won 2, Lost 13

(1-9 in Big Six, tie 5th)

Home: 2-5 (1-4) Away: 0-8 (0-5)

Coach: A.J. Lewandowski

	NU	Opp.
L/A 12/10 Iowa	33	50
L/A 12/11 DePaul	15	55
L/A 12/13 Minnesota	21	40
W/H 12/18 South Dakota	41	31
L/A 1/8 Iowa State	24	56
L/A 1/15 Kansas	27	51
L/A 1/17 Oklahoma	35	45
L/H 1/22 Minnesota	32	45
W/H 2/1 Kansas State	54	47
L/H 2/5 Missouri (OT)	32	36
L/A 2/12 Missouri	29	44
L/A 2/14 Iowa State	35	58
L/H 2/19 Kansas	47	56
L/H 2/26 Oklahoma	32	43
L/A 2/29 Kansas State	37	40

Season Notes: Fewest wins in season for Huskers since 1897-98 campaign...Nebraska failed to win road game for first time in eight years.

1944-45 Won 2, Lost 17

(1-9 in Big Six, 6th)

Home: 2-7 (1-4) Away: 0-10 (0-5)

Coach: A.J. Lewandowski

	NU	Opp.
L/H 12/16 Iowa	45	61
L/H 12/22 Minnesota	54	55
L/KC 12/23 Kansas State	46	49
W/H 12/27 Pentathlon	54	40
L/A 12/29 Illinois	39	71
L/A 12/30 Indiana	42	65
L/H 1/3 Oklahoma	37	44

L/A 1/8 Iowa State	38	50
L/A 1/12 Kansas	33	48
L/A 1/13 Oklahoma*	45	48
L/A 1/15 NATTC**	34	57
L/A 1/20 Kansas State	48	70
L/H 1/30 Navy Pre-Flight	42	62
L/H 2/3 Missouri	41	47
W/H 2/10 Kansas	59	45
L/A 2/17 Missouri (2OT)	54	55
L/A 2/19 Iowa State	45	47
L/A 2/20 Navy Pre-Flight***	41	55
L/H 2/24 Kansas State	47	55

*at Oklahoma City, Okla.

**at Norman, Okla.

***at Iowa City, Iowa

Season Notes: Final season for Coach A.J. Lewandowski...Huskers lost 10 straight from Dec. 27 through Feb. 3, ended streak with 14-point homecourt win over Kansas, then lost final four games of season.

W/KC 12/13 Iowa State	54	51
L/KC 12/14 Oklahoma	52	63
L/H 12/17 St. Mary's (Calif.)	54	58
L/H 12/23 Minnesota	58	66
L/A 12/28 Illinois	37	72
L/A 12/30 Louisville	53	68
L/A 12/31 Western Kentucky	56	74
L/A 1/4 Kansas State	54	63
W/H 1/6 Oklahoma	44	41
W/H 1/14 Kansas	48	46
L/A 1/18 Missouri	41	47
L/A 1/20 Iowa State	44	61
W/A 1/31 Drake	65	44
W/A 2/1 Ottumwa Navy	72	53
W/H 2/4 South Dakota State	53	34
L/H 2/10 Iowa State	54	56
L/A 2/15 Kansas	37	69
L/A 2/17 Oklahoma	49	63
L/H 2/22 Missouri	49	60
W/H 2/27 Kansas State	54	50



Coach Harry Good guided Nebraska to a share of the 1949 and 1950 Big Seven Conference titles.

1945-46 Won 7, Lost 13

(3-7 in Big Six, tie 4th)

Home: 5-4 (2-3) Away: 2-9 (1-4)

Coach: L.F. Klein

	NU	Opp.
L/A 12/8 Minnesota	30	55
W/H 12/11 South Dakota	52	29
L/KC 12/14 Missouri	54	63
W/KC 12/15 Kansas State	62	47
L/A 12/17 Iowa	35	61
L/H 12/20 Illinois	51	62
W/H 12/28 Oregon State	48	40
L/A 12/29 Bradley	33	53
L/A 12/31 Marquette	36	49
W/H 1/2 Kansas State	44	37
L/A 1/7 Oklahoma	48	70
L/H 1/11 Kansas	45	56
L/A 1/14 Iowa State	39	57
W/A 1/18 Missouri	44	42
W/H 2/1 South Dakota State	52	50
L/A 2/8 Iowa State	45	57
L/H 2/11 Oklahoma	44	51
L/A 2/15 Kansas	30	72
W/H 2/25 Missouri	42	39
L/A 2/28 Kansas State	49	54

Season Note: L.F. Klein replaced A.J. Lewandowski as NU head coach, guided Huskers to 7-13 record in only season on bench.

1946-47 Won 10, Lost 14

(3-7 in Big Six, tie 5th)

Home: 7-4 (3-2) Away: 3-10 (0-5)

Coach: Harry Good

	NU	Opp.
W/H 12/4 South Dakota	68	37
W/H 12/7 Ottumwa Navy	65	45
W/H 12/9 Drake	48	44
Big Six Holiday Tournament		
L/KC 12/12 Arkansas	46	57

Season Notes: NU was 9-10 with four games to go, but lost four of last five games to end 10-14...Harry Good became the Husker head coach after several successful seasons at the University of Indiana...first year of league-sponsored Holiday Tournament at Kansas City, Mo., an event that lasted through 1978-79 season.

1947-48 Won 11, Lost 13

(5-7 in Big Seven, 5th)

Home: 6-4 (3-3) Away: 5-9 (2-4)

Coach: Harry Good

	NU	Opp.
L/H 12/8 Purdue	56	60
L/A 12/13 Minnesota	59	63
W/H 12/16 South Dakota	65	38
Big Seven Holiday Tournament		
W/KC 12/18 Missouri	46	44
L/KC 12/19 Oklahoma	46	47
L/KC 12/20 Kansas (OT)	60	64
W/H 12/23 Colorado State	67	47
W/A 12/27 Stanford*	51	47
L/A 12/29 San Jose State	38	39
L/A 12/30 Nevada-Reno	58	63
W/A 1/2 Northern Colorado	58	54
L/A 1/6 Iowa State	44	55
L/H 1/12 Missouri	54	66
W/A 1/17 Colorado	59	55
L/H 1/31 Kansas State	45	64
W/H 2/3 South Dakota State	66	56
L/A 2/7 Kansas	61	57
L/A 2/9 Oklahoma	57	79
L/A 2/14 Missouri	41	47
W/H 2/21 Iowa State	62	57
W/H 2/25 Colorado	58	53
L/A 2/27 Kansas State	49	56
L/H 3/1 Oklahoma	74	81
W/H 3/6 Kansas	70	64

*San Francisco, Calif.

Season Notes: Claude Retherford led team in scoring, tallied school single-season record 244 points...Huskers were 10-11 going into final three games of season and had shot at first winning season since 1935-36, but dropped two of those games for 11th-straight losing season...Colorado joined Big Six and the league changed its name to the Big Seven...NU led Big Seven in scoring at 55.9 points per game for all games.



Claude Retherford was the leading scorer on NU's 1949 Big Seven Championship team.

1948-49 Won 16, Lost 10

(9-3 in Big Seven, tie 1st)
Home: 9-2 (5-1) Away: 7-8 (4-2)
Coach: Harry Good

	NU	Opp.
W/H 12/1 Northwest Missouri State	59	39
L/H 12/6 Minnesota	52	61
W/H 12/11 Northern Iowa	63	52
L/A 12/17 Purdue	47	64
L/A 12/18 Cincinnati	46	64
L/A 12/20 Duquesne	49	55
W/A 12/21 Western Reserve	83	80
Big Seven Holiday Tournament		
L/KC 12/28 Kansas State	34	48
L/KC 12/29 Missouri	50	52
W/KC 12/30 Harvard	56	54
W/H 1/8 Kansas	52	34
W/H 1/11 Washington (Mo.)	48	45
W/H 1/15 Iowa State	71	50
W/H 1/29 South Dakota	72	50
W/H 1/31 Kansas State	70	48
W/H 2/5 Colorado	45	43
W/A 2/12 Kansas	49	39
L/A 2/14 Oklahoma	45	47
W/A 2/19 Iowa State	44	41
W/H 2/21 Missouri	47	46
W/A 2/26 Colorado	56	45
L/A 3/1 Kansas State	28	53
L/H 3/5 Oklahoma	49	56
W/A 3/7 Missouri	52	48
Big Seven Playoff		
W/KC 3/14 Oklahoma	57	56
NCAA District Tournament		
L/KC 3/16 Oklahoma State	35	52

Season Notes: Cornhuskers tied Oklahoma for first-place in league, beat Sooners in league playoff for spot in NCAA District Tournament...first NU title on hardwood since 1936-37 season...Claude Retherford led team in scoring for third-straight year, finished with then-school single-season record 311 points...Retherford was first-team All-Big Seven pick, led conference in scoring for league games only at 12.4 points per game and was conference MVP...Bus Whitehead also earned first-team all-conference honors...for second-straight year, NU led league in scoring with 52.3 average.

1949-50 Won 16, Lost 7

(8-4 in Big Seven, tie 1st)
Home: 12-1 (5-1) Away: 4-6 (3-3)
Coach: Harry Good

	NU	Opp.
W/H 12/3 South Dakota State	61	32
W/H 12/7 Northwest Missouri St.	58	39
L/A 12/12 Bradley (1)	54	64
W/H 12/14 Northern Iowa	60	54
W/H 12/17 Baylor	69	55
W/H 12/19 Colorado State	63	43
W/H 12/23 Idaho	66	45
Big Seven Holiday Tournament		
L/KC 12/28 Colorado	57	67
L/KC 12/29 Michigan	65	67
W/KC 12/30 Iowa State (OT)	85	67
W/H 1/2 South Dakota	47	40
W/H 1/10 Kansas	57	56
W/H 1/14 Iowa State	64	46
L/A 1/16 Colorado	59	72
W/H 1/30 Kansas State (OT)	65	63
W/H 2/6 Missouri	50	41
L/A 2/11 Kansas	36	49
W/A 2/13 Oklahoma	57	55
W/H 2/18 Colorado	59	49
W/A 2/20 Missouri	55	48
W/A 2/25 Iowa State (OT)	56	54
L/H 3/4 Oklahoma	48	64
L/A 3/11 Kansas State	60	63

Season Notes: Nebraska tied Kansas and Kansas State for Big Seven title; second-straight year Huskers earned share of conference crown...NU went into final regular-season game with chance to win crown outright, but dropped three-point decision at Kansas State, forced to settle for tie with Jayhawks and Wildcats...Huskers finished seventh in Big Seven Holiday tourney, but opened league play 4-1, then after 13-point loss at Kansas, rebounded to win four straight before losing back-to-back games to end season...Bus Whitehead was first-team All-Big Seven performer, led Cornhuskers in scoring and tallied school single-season record 360 points.

1950-51 Won 9, Lost 14

(4-8 in Big Seven, 5th)
Home: 7-2 (4-2) Away: 2-12 (0-6)
Coach: Harry Good

	NU	Opp.
L/A 12/2 Minnesota	41	55
W/H 12/4 Northwest Missouri St.	61	39
L/A 12/8 Washington	49	54
L/A 12/9 Washington	53	71
L/A 12/11 California*	59	62
W/A 12/12 Santa Clara	53	38
W/H 12/19 Northern Iowa	63	55
Big Seven Holiday Tournament		
W/KC 12/28 Missouri (8)	54	52
L/KC 12/29 Kansas State (20)	53	72
L/KC 12/30 Kansas (11)	47	63



NU's 1949-50 team tied Kansas and Kansas State for the Big Seven title with an 8-4 record.

W/H 1/3 South Dakota	74	49
L/A 1/6 Kansas (20)	41	66
W/H 1/8 Iowa State	51	49
L/A 1/15 Colorado	45	51
L/A 2/2 Iowa State	51	67
L/H 2/5 Kansas State (3)	50	79
L/H 2/10 Kansas (20)	52	61
L/A 2/12 Oklahoma	49	72
W/H 2/19 Missouri	54	52
W/H 2/24 Colorado	58	45
L/A 2/26 Kansas State (4)	48	74
W/H 3/3 Oklahoma	46	44
L/A 3/7 Missouri	57	68

*San Francisco, Calif.

Season Notes: After a 1-1 start in Big Seven play, the Huskers lost five straight, before winning three of last five league games to finish 4-8...Bob Pierce averaged team-high 16.7 points, broke NU single-season scoring mark with 384-point season...Jim Buchanan was only other player in double digits (12.9).

1951-52 Won 7, Lost 17

(3-9 in Big Seven, 7th)
Home: 7-4 (3-3) Away: 0-13 (0-6)
Coach: Harry Good

	NU	Opp.
W/H 12/1 Northern Iowa	60	44
L/H 12/8 Minnesota (15)	55	63
W/H 12/11 Northwest Missouri St.	59	43
W/H 12/15 Fresno State	72	48
L/A 12/19 Southern Methodist	55	61
L/A 12/20 Texas Christian (OT)	57	58
L/A 12/21 Tampa	76	81
L/A 12/22 Miami (Fla.)	60	70
Big Seven Holiday Tournament		
L/KC 12/27 Kansas State (5)	67	87
L/KC 12/28 Colorado	63	68
L/KC 12/29 Iowa State	66	75
W/H 1/5 Colorado	63	61
L/A 1/12 Kansas State (9)	36	71
L/H 1/14 Kansas (1)	66	69
W/H 1/26 South Dakota	82	59
L/A 1/28 Iowa State	72	78
L/H 2/2 Missouri	55	60
W/H 2/9 Oklahoma	67	66
L/A 2/11 Colorado	65	67
L/A 2/16 Kansas (4)	52	90
L/A 2/18 Oklahoma	59	65
W/H 2/25 Iowa State	75	53
L/H 3/1 Kansas State (3)	60	75
L/A 3/3 Missouri	53	68

Season Notes: Huskers posted second-straight losing record and finished last in league for first time since 1944-45 campaign...guard Jim Buchanan earned All-America honors and was first-team All-Big Seven pick...Buchanan led Huskers in scoring with 16.7 average.

HUSKER ALL-TIME RESULTS

1952-53 Won 9, Lost 11
(4-8 in Big Seven, 6th)
Home: 5-4 (2-4) Away: 4-7 (2-4)
Coach: Harry Good

		NU	Opp.
WH	12/6	South Dakota	65 53
L/A	12/13	Minnesota	62 71
WH	12/17	Springfield	82 73
W/A	12/20	Bradley	73 65
Big Seven Holiday Tournament			
L/KC	12/27	Kansas	66 73
W/KC	12/29	Iowa State	83 79
L/KC	12/30	Colorado	53 67
WH	1/3	Harvard	92 53
W/A	1/5	Colorado	80 65
L/H	1/12	Kansas	59 65
L/H	1/17	Iowa State	60 78
WH	1/19	Missouri	73 62
WH	2/7	Kansas State (4)	80 67
L/H	2/9	Colorado	78 86
L/A	2/14	Kansas (9)	58 77
W/A	2/16	Oklahoma	59 53
L/A	2/21	Missouri	59 66
L/H	2/28	Oklahoma	70 78
L/A	3/2	Iowa State	66 93
L/A	3/10	Kansas State (8)	80 108

Season Notes: Huskers were 8-5 at one point, but lost six of final seven games to post third-straight losing season...Bill Johnson led team in both scoring (13.9) and rebounding (9.4).

1953-54 Won 8, Lost 13
(5-7 in Big Seven, tie 4th)
Home: 6-3 (4-2) Away: 2-10 (1-5)
Coach: Harry Good

		NU	Opp.
L/A	12/5	Minnesota (8)	64 75
WH	12/12	Iowa	81 70
WH	12/15	South Dakota	70 53
L/A	12/19	Oregon State (11)	55 83
L/A	12/21	Oregon	68 84
L/A	12/22	Oregon	72 74
Big Seven Holiday Tournament			
W/KC	12/26	Kansas State	78 74
L/KC	12/29	Oklahoma	70 86
L/KC	12/30	Missouri	57 72
W/A	1/4	Iowa State	74 60
WH	1/9	Oklahoma	76 72
WH	1/11	Kansas State	88 75
WH	1/18	Missouri	80 72
L/A	2/6	Kansas State	70 91
L/H	2/8	Colorado	67 75
L/A	2/13	Kansas (19)	68 79
L/A	2/15	Oklahoma	68 76
L/A	2/20	Colorado	58 83
L/H	2/22	Kansas	62 67
WH	2/27	Iowa State	78 65
L/A	3/1	Missouri	67 82

Season Notes: Huskers got off to 3-6 start, opened Big Seven play with four-straight wins, but lost six-straight and seven of their final eight games to finish 8-13...Bill Johnson led team in both scoring (18.2) and rebounding (11.2) for second-straight season...Johnson's scoring average stood as NU record for 13 seasons...Johnson grabbed NU single-game record 26 rebounds in Jan. 4 game at Iowa State.

1954-55 Won 9, Lost 12
(6-6 in Big Seven, tie 3rd)
Home: 7-1 (5-1) Away: 2-11 (1-5)
Coach: Jerry Bush

		NU	Opp.
L/A	12/6	Iowa	61 84
WH	12/11	South Dakota	87 51
W/A	12/18	Bradley	93 68
L/A	12/20	Alabama (19)	76 88
L/A	12/22	Memphis State	79 86
Big Seven Holiday Tournament			
L/KC	12/27	Missouri (7)	58 75
L/KC	12/29	Colorado	47 89
L/KC	12/30	Kansas	66 69
WH	1/4	Iowa State	76 63
L/A	1/8	Missouri (9)	59 67
WH	1/11	Kansas State	69 59
WH	1/15	Kansas	66 62
WH	1/21	Northwest Missouri St.	74 54
L/A	2/5	Kansas State	62 79
WH	2/7	Colorado	84 77
WH	2/12	Oklahoma	75 67
L/H	2/14	Missouri	73 76
W/A	2/19	Kansas	68 55
L/A	2/21	Oklahoma	76 78

L/A	2/26	Iowa State	75 82
L/A	3/5	Colorado	66 77

Season Notes: Under the direction of first-year mentor Jerry Bush, the Huskers finished 9-12...Bush, who replaced Harry Good as NU's coach, came to Lincoln after posting a 129-59 record in seven years at Toledo...Huskers were 9-9 after 18 games, but lost last three games to record school's fifth-straight losing season...Willard Fagler led team in scoring with 13.6 average, while Rex Ekwall averaged team-high 11.5 rebounds per game.

1955-56 Won 7, Lost 16
(3-9 in Big Seven, 6th)
Home: 5-5 (2-4) Away: 2-11 (1-5)
Coach: Jerry Bush

		NU	Opp.
L/A	12/3	Iowa (4)	51 60
WH	12/9	Texas Tech (OT)	69 63
L/A	12/10	Michigan	71 77
L/A	12/12	Wichita State	46 71
WH	12/16	UCLA	71 65
L/A	12/19	Wisconsin	52 71
L/H	12/21	Vanderbilt (8)	48 66
Big Seven Holiday Tournament			
L/KC	12/28	Missouri	66 71
W/KC	12/29	Cornell (N.Y.)	70 69
L/KC	12/30	Kansas State	51 79
L/A	1/7	Colorado	63 78
WH	1/16	Missouri	83 77
L/H	1/21	Colorado	50 77
WH	2/4	Emporia State	72 59
L/H	2/6	Kansas State	52 66
L/A	2/11	Kansas	56 80
W/A	2/13	Oklahoma (OT)	68 61
L/H	2/18	Iowa State (OT)	69 71
L/A	2/20	Kansas State	50 73
L/H	2/25	Kansas	56 60
WH	3/3	Oklahoma (OT)	64 63
L/A	3/5	Missouri	80 88
L/A	3/9	Iowa State	74 94

Season Notes: Biggest win of season was 71-65 homecourt decision over eventual Pac-8 Conference champion UCLA, the only time an NU team beat a John Wooden-coached Bruin squad...three of NU's seven wins were in overtime...Rex Ekwall led NU in both scoring (14.9) and rebounding (10.7).

1956-57 Won 11, Lost 12
(5-7 in Big Seven, tie 4th)
Home: 7-2 (4-2) Away: 4-10 (1-5)
Coach: Jerry Bush

		NU	Opp.
L/A	11/30	UCLA	56 69
L/A	12/1	UCLA	60 78
WH	12/3	Iowa	67 43
WH	12/8	Michigan	73 60
WH	12/10	Wisconsin	53 51
WH	12/17	Purdue	65 62
W/A	12/20	Texas Tech	67 66
L/A	12/22	Vanderbilt	54 78
Big Seven Holiday Tournament			
L/KC	12/27	Michigan State	65 79
W/KC	12/28	Missouri	70 65
L/KC	12/29	Iowa State (17)	69 89
WH	1/7	Colorado	74 52
L/A	1/12	Colorado	56 60
W/A	1/19	Missouri	84 65
L/A	2/4	Kansas State	53 89
L/H	2/9	Kansas (2)	54 69
W/A	2/11	Missouri	53 49
L/A	2/16	Iowa State (9)	47 59
L/H	2/18	Kansas State	56 81
L/A	2/23	Kansas (2)	60 87
L/A	2/25	Oklahoma	53 55
WH	3/6	Oklahoma	64 55
WH	3/9	Iowa State (17)	67 58

Season Notes: After 0-2 start, Huskers won five-straight games, with four of those victories against Big Ten institutions...NU was 8-6 after Jan. 19 win over Missouri, but dropped five of its next seven games to ensure seventh-straight losing season...Rex Ekwall led team in both scoring (13.3) and rebounding (9.3).

1957-58 Won 10, Lost 13
(5-7 in Big Seven, tie 4th)
Home: 9-2 (5-1) Away: 1-11 (0-6)
Coach: Jerry Bush

		NU	Opp.
WH	12/2	South Dakota State	64 52
WH	12/5	Wyoming	77 66
L/A	12/7	Michigan	57 81
L/A	12/9	Notre Dame	56 69

L/H	12/14	Purdue	61 70
WH	12/16	Denver	68 63
WH	12/19	Ohio	61 53
L/A	12/21	Marquette	64 79

Big Seven Holiday Tournament			
W/KC	12/27	Princeton	74 64
L/KC	12/28	Kansas State (3)	57 88
L/KC	12/30	Iowa State (20)	51 61
L/A	1/6	Missouri	54 55
L/A	1/11	Kansas State (4)	59 74
WH	1/13	Oklahoma	57 54
L/H	1/18	Iowa State	52 57
L/A	2/1	Iowa State	63 78
L/A	2/8	Kansas (2)	46 102
L/A	2/10	Oklahoma	39 66
WH	2/12	Missouri (OT)	67 62
WH	2/17	Colorado	50 41
WH	2/22	Kansas (4)	43 41
WH	3/3	Kansas State (1)	55 48
L/A	3/8	Colorado	52 54

Season Notes: After splitting its first eight games, NU lost eight of its next nine games before winning four of final five games...two of the school's most-memorable wins came late in season...Kansas handed NU its worst loss ever, 102-46, at Lawrence, but Huskers avenged loss by knocking off fourth-ranked Jayhawks in Lincoln, 43-41...NU guard Jimmy Kubacki hit a 15-foot jumper with two seconds left to give the Huskers the win over the Wilt Chamberlain-led Jayhawks...nine days later, the Huskers shocked No. 4 Kansas State and Omaha native Bob Boozer...K-State went into March 3 game ranked fourth in AP poll, but was No. 1 when the new poll was released on March 4...Wilson Fitzpatrick and Gary Reimers both averaged a team-best 11.5 points per game, while Herschell Turner led team in rebounding with an 8.2 average.


1958-59 Won 12, Lost 13
(5-9 in Big Eight, tie 5th)
Home: 9-3 (4-3) Away: 3-10 (1-6)
Coach: Jerry Bush

		NU	Opp.
WH	12/1	Northwest Missouri St.	85 44
WH	12/6	Montana State	75 43
WH	12/8	Marquette (17)	62 60
L/A	12/13	Minnesota	57 78
WH	12/15	Texas Tech	54 46
L/A	12/18	Bradley (11)	48 85
L/A	12/20	Michigan State (15)	55 80
Big Eight Holiday Tournament			
W/KC	12/27	Oklahoma State	55 48
L/KC	12/29	Colorado	50 54
W/KC	12/30	Oklahoma	60 43
L/A	1/5	Colorado	50 57
WH	1/10	Oklahoma State	47 44
WH	1/12	Missouri	81 69
WH	1/17	Iowa State	52 49
WH	1/31	Detroit	91 77
L/H	2/2	Kansas State (3)	43 50
L/A	2/7	Oklahoma State	39 54
L/A	2/9	Oklahoma	48 54
L/H	2/14	Kansas	55 63
L/A	2/21	Kansas	50 66
WH	2/23	Colorado	62 61
L/A	2/28	Iowa State	56 59
W/A	3/2	Missouri	81 79
L/H	3/5	Oklahoma	54 65
L/A	3/9	Kansas State (2)	54 76

Season Notes: NU finished with best record in nine-year tenure of Coach Jerry Bush...NU was 12-11 heading into final two games, and needed one win to secure first winning season since 1949-50, but it dropped both games to finish 12-13...Herschell Turner led team in scoring (17.1) and rebounding (9.8)...Turner was first-team All-Big Eight pick by United Press International...Turner's scoring average was best for NU player since Bill Johnson's 18.2 mark in 1953-54...Oklahoma State's addition to the league made the Big Seven the Big Eight.

1959-60 Won 7, Lost 17
(4-10 in Big Eight, tie 7th)
Home: 6-5 (4-3) Away: 1-12 (0-7)
Coach: Jerry Bush

		NU	Opp.
WH	12/5	Air Force	68 54
WH	12/7	Minnesota	76 66
L/H	12/14	Notre Dame	62 70
L/H	12/17	Michigan State (20T)	80 82
L/A	12/19	Oregon State	60 63
L/N*	12/21	Oregon State	65 67
L/A	12/23	Montana State	58 64
Big Eight Holiday Tournament			
L/KC	12/26	Colorado	55 64
L/KC	12/29	Kansas State	63 71



Herschell Turner (left) earned All-Big Eight honors for Coach Jerry Bush.

W/KC	12/30	Missouri	78	67
L/A	1/4	Iowa State	53	57
L/H	1/9	Kansas	47	60
L/A	1/11	Missouri	61	69
L/A	1/16	Colorado(OT)	57	62
L/H	1/30	Colorado	54	58
W/H	2/1	Missouri	64	59
L/A	2/6	Oklahoma State	47	52
L/A	2/8	Oklahoma	54	63
W/H	2/13	Iowa State	69	49
W/H	2/20	Kansas State	70	60
L/H	2/22	Oklahoma	49	50
W/H	2/27	Oklahoma State	54	47
L/A	3/5	Kansas State	74	83
L/A	3/7	Kansas	74	79

*Portland, Ore.

Season Notes: After a 2-0 start, NU lost seven straight and 12 of its next 13 games and went on to finish 7-17...Herschell Turner was a first-team All-Big Eight performer after leading team in scoring (15.9) and rebounding (8.0) for second-straight season...Turner became first 1,000-point career scorer in school history, finishing with 1,056 points.

1960-61 Won 10, Lost 14

(4-10 in Big Eight, 6th)
Home: 7-5 (3-4) Away: 3-9 (1-6)
Coach: Jerry Bush

			NU	Opp.
W/H	12/1	Northern Iowa	78	68
L/H	12/3	Wichita State	63	65
W/H	12/7	Utah State	65	60
W/H	12/13	Denver	77	52
L/A	12/17	Detroit (3)	62	71
L/A	12/19	Cincinnati	60	75
W/H	12/21	Arizona	79	55
Big Eight Holiday Tournament				
L/KC	12/28	Kansas	53	78
W/KC	12/29	Missouri	90	72
W/KC	12/30	Oklahoma State	70	61
W/H	1/7	Missouri	62	48
W/H	1/9	Colorado(OT)	65	61
L/A	1/14	Colorado*	51	66
L/H	1/21	Iowa State	58	66
L/A	2/4	Oklahoma State	47	55
L/A	2/6	Oklahoma	58	69
L/H	2/11	Kansas	33	38

L/A	2/13	Iowa State	62	68
L/H	2/18	Oklahoma State	61	65
W/H	2/20	Oklahoma	83	61
W/A	2/25	Kansas	69	68
L/H	2/27	Kansas State (7)	67	77
L/A	3/4	Kansas State (7)	56	75
L/A	3/6	Missouri	76	97

*CU won game, but later forfeited

Season Notes: After back-to-back wins over Oklahoma and Kansas in late February, Huskers stood 10-11 and needed two wins in final three games to secure first winning season since 1949-50, but NU lost all three games to finish 10-14...Tom Russell led NU in both scoring (12.5) and rebounding (9.7).

1961-62 Won 9, Lost 16

(5-9 in Big Eight, tie 5th)
Home: 5-5 (2-5) Away: 4-11 (3-4)
Coach: Jerry Bush

			NU	Opp.
L/A	12/4	Wichita State	49	79
W/H	12/7	Southern Methodist	63	60
L/A	12/9	Air Force	49	58
W/H	12/11	Notre Dame	65	61
W/H	12/16	Ohio	81	64
L/A	12/20	Wyoming	70	71
L/A	12/22	California	49	50
L/A	12/23	Stanford	59	72

Big Eight Holiday Tournament

L/KC	12/27	Kansas State (3)	48	60
W/KC	12/29	Oklahoma State	52	51
L/KC	12/30	Kansas	68	69
W/A	1/6	Kansas	69	67
W/H	1/10	Oklahoma	57	56
L/H	1/13	Colorado	56	58
L/A	1/20	Iowa State	72	84
L/A	2/3	Kansas State (4)	53	72
W/H	2/5	Oklahoma State	57	56
L/A	2/10	Colorado	63	74
L/H	2/12	Iowa State	66	79
W/A	2/17	Missouri	65	63
L/H	2/21	Kansas	70	73
L/H	2/24	Missouri	63	81
L/A	3/3	Oklahoma State	64	65
W/A	3/5	Oklahoma (OT)	71	69
L/H	3/7	Kansas State (3)	60	84

Season Notes: Six losses by three or fewer points gave Huskers 9-16 record rather than 15-10 mark...for second-straight season, Tom Russell led NU in both scoring (16.5) and rebounding (8.0)...Russell also ranked seventh nationally in field goal percentage at .560...Russell scored then-school-record 38 points in Huskers' 73-70 homecourt loss to Kansas.

1962-63 Won 6, Lost 19

(1-13 in Big Eight, 8th)
Home: 4-9 (1-6) Away: 2-10 (0-7)
Coach: Jerry Bush

			NU	Opp.
W/A	12/1	Texas Tech	68	66
L/A	12/3	Houston	61	68
W/H	12/8	Air Force	43	39
W/H	12/10	Northern Iowa	78	59
L/H	12/15	Denver	54	63
W/H	12/17	Miami (Ohio)	72	69
L/H	12/21	Southern California	49	58
L/H	12/22	Southern California	53	55

Big Eight Holiday Tournament

L/KC	12/26	Iowa State	68	82
L/KC	12/28	Colorado (17)	47	59
W/KC	12/29	Oklahoma	93	86
L/H	1/7	Colorado	47	75
L/A	1/12	Kansas State	53	66
L/A	1/19	Kansas	53	72
L/H	2/2	Kansas State	60	72
L/A	2/4	Iowa State	69	83
L/H	2/9	Missouri	61	69
L/H	2/11	Iowa State	54	75
L/A	2/16	Oklahoma State	41	51
L/A	2/18	Oklahoma	77	84
L/H	2/23	Kansas	39	45
W/H	2/25	Oklahoma State	49	48
L/H	3/2	Oklahoma	75	77
L/A	3/4	Colorado	51	80
L/A	3/6	Missouri	72	84

Season Notes: After a 4-2 start, NU lost 14 of next 15 games, including 10 straight to open Big Eight Conference play...Huskers avert winless conference record and snap 10-game losing streak with 49-48 win over Oklahoma State late in February...season was last for Coach Jerry Bush, who resigned following the season after nine years at the helm...the 19 losses were most ever in one year for a Husker team...Daryl Petch led team in scoring with 14.8 average, while Charlie Jones was club's top rebounder (8.2).

1963-64 Won 7, Lost 18

(5-9 in Big Eight, tie 6th)
Home: 6-5 (4-3) Away: 1-13 (1-6)
Coach: Joe Cipriano

			NU	Opp.
W/H	12/2	Wyoming	79	72
L/A	12/6	Michigan (7)	55	80
L/A	12/7	Purdue	75	81
L/H	12/9	Texas Tech	60	76
L/H	12/14	Houston	58	64
L/A	12/20	Southern California	73	79
L/A	12/21	Southern California	64	79

Big Eight Holiday Tournament

L/KC	12/26	Kansas State	78	100
L/KC	12/28	Oklahoma	66	75
L/KC	12/30	Colorado (17)	58	80
W/A	1/6	Iowa State	55	52
W/H	1/11	Missouri (OT)	74	69
L/A	1/14	Kansas	48	74
W/H	1/18	Oklahoma City	74	65
L/A	2/1	Missouri	60	78
L/H	2/3	Kansas State (OT)	66	73
W/H	2/8	Oklahoma (2OT)	76	69
W/H	2/10	Oklahoma State	54	53
L/H	2/15	Colorado	52	60
L/A	2/17	Kansas State	48	50
W/H	2/22	Iowa State	57	55
L/H	2/24	Kansas	55	64
L/A	2/29	Oklahoma State	45	81
L/A	3/2	Oklahoma	76	82
L/A	3/9	Colorado (10)	73	89

Season Notes: After guiding Idaho to a 22-5 record in 1962-63, Joe Cipriano is tabbed as the Huskers' 22nd basketball coach, replacing Jerry Bush, who resigned after the 1962-63 season...NU scored 79-72 win over Wyoming in Cipriano's debut, then lost nine straight before opening Big Eight play with a 55-52 win at Iowa State...Charlie Jones led NU in scoring (12.9) and rebounding (6.8).

HUSKER ALL-TIME RESULTS

1964-65 Won 10, Lost 15

(5-9 in Big Eight, tie 6th)
Home: 8-4 (3-4) Away: 2-11 (2-5)
Coach: Joe Cipriano

	NU	Opp.
L/A 12/3 Wyoming	68	94
W/H 12/5 Purdue	96	85
W/H 12/7 South Dakota	74	63
W/H 12/12 Michigan (1)	74	73
L/A 12/18 Texas	73	77
L/A 12/20 Texas Tech	78	82
W/H 12/21 California	87	80
W/H 12/22 California	63	59

Big Eight Holiday Tournament

L/KC 12/28 Colorado	52	70
L/KC 12/29 Oklahoma State	61	74
L/KC 12/30 Iowa State	62	69
L/H 1/4 Kansas	56	66
L/A 1/9 Oklahoma State	54	93
L/A 1/11 Oklahoma	82	89
W/H 1/18 Iowa State	88	77
L/H 1/23 Oklahoma State	53	55
L/A 2/6 Colorado	52	62
W/A 2/9 Kansas State	62	57
W/H 2/13 Colorado	66	59
L/A 2/15 Missouri	74	92
W/A 2/20 Iowa State	69	65
L/A 2/23 Kansas	62	71
W/H 2/27 Oklahoma	67	63
L/A 3/2 Missouri	66	84
L/H 3/8 Kansas State	67	79

Season Notes: Fred Hare's buzzer-beater gave Huskers 74-73 homecourt upset win over top-ranked Michigan...Hared led NU in both scoring (15.2 ppg) and rebounding (7.4 rpg)...NU started 5-3, then dropped six-straight and nine of its next 10 to assure 15th-straight losing season.

1965-66 Won 20, Lost 5

(12-2 in Big Eight, 2nd)
Home: 11-0 (7-0) Away: 9-5 (5-2)
Coach: Joe Cipriano

	NU	Opp.
W/A 12/1 Wisconsin	101	88
W/H 12/7 Oregon State	75	63
L/A 12/10 California	71	87
W/A 12/11 California	70	68
W/H 12/14 Texas	75	64
W/H 12/18 South Dakota	77	60
W/H 12/20 Stanford	71	67

Big Eight Holiday Tournament

W/KC 12/27 Missouri (OT)	69	67
W/KC 12/29 Oklahoma	92	79
L/KC 12/30 Kansas (4)	61	71
W/A 1/4 Iowa State	76	74
W/H 1/8 Missouri	82	60
W/A 1/15 Kansas State	82	71
W/H 1/18 Kansas (6)	83	75
W/H 1/22 Oklahoma	86	78
W/A 2/5 Oklahoma State (OT)	45	41
W/A 2/7 Oklahoma	85	81
L/A 2/8 9/Oklahoma City (OT)	81	85
W/H 2/12 9/Iowa State	81	70
W/A 2/19 9/Missouri	71	53
W/H 2/21 9/Colorado	70	63
L/A 2/26 8/Kansas (6)	73	110
W/H 3/1 9/Kansas State	79	69
L/A 3/5 Colorado	88	95
W/H 3/7 Oklahoma State	85	64

Season Notes: The frustration of 15 straight losing seasons was wiped out in the Big Red's 20-5 campaign that ended one win short of a share of the school's first league title in some 15 years...NU headed into the final week of conference play tied with Kansas for the league's top spot, but a loss at Colorado ended the Huskers' title hopes...Huskers posted only second 20-win season in school history, first in some 45 seasons...NU moved into the wire service polls for the first time ever, was rated as high as eighth and finished 11th in the final United Press International listing...Grant Simmons was first-team All-Big Eight pick and landed a spot on the USBWA District V all-star team...Stuart Lantz finished second in Big Eight sophomore-of-the-year voting to KU standout Jo Jo White...NU topped century mark for first time ever in 101-88 victory at Wisconsin to open season; later made first appearance in Big Eight Holiday tourney championship game.

1966-67 Won 16, Lost 9

(10-4 in Big Eight, tie 2nd)
Home: 10-1 (6-1) Away: 6-8 (4-3)
Coach: Joe Cipriano

	NU	Opp.
W/H 12/2 Oregon	79	56
L/A 12/7 Wyoming	98	102
W/H 12/10 Pacific	90	78
W/H 12/12 Washington State	100	75
W/H 12/13 Washington State	80	78
Vanderbilt Invitational*		
L/N 12/16 LaSalle*	76	99
W/N 12/17 Portland*	71	69

Big Eight Holiday Tournament

L/KC 12/27 Kansas State	81	98
W/KC 12/29 Oklahoma State	73	64
L/KC 12/30 Colorado	66	73
W/A 1/7 Oklahoma State	67	57
L/A 1/9 Oklahoma	87	99
W/H 1/14 Colorado	84	80
W/H 1/26 Oklahoma	97	78
W/H 1/28 Missouri	99	82
W/A 2/4 Kansas State	67	59
L/A 2/7 Kansas (7)	58	84
W/H 2/11 Iowa State	94	82
W/A 2/18 Iowa State	76	65
W/H 2/25 Kansas State	79	71
W/A 2/28 Missouri	80	73
L/H 3/4 Kansas (5)	57	64
W/H 3/6 Oklahoma State	88	71
L/A 3/11 Colorado	57	64

National Invitation Tournament

L/NYC 3/13 Marshall	88	119
---------------------	----	-----

*Nashville, Tenn.

Season Notes: Nebraska, the Big Eight preseason title favorite, finished second in the league race, three games back of first-place Kansas...the Huskers, though, landed their first National Invitation Tournament bid ever, but dropped a 119-88 decision to Marshall in the first round at Madison Square Garden...NU posted back-to-back winning seasons for first time since 1948-49 and 1949-50 campaigns...Stuart Lantz earned first-team All-Big Eight recognition and landed a spot on the USBWA District V all-star squad...Tom Baack and Nate Branch were second-team all-league picks...school-record 20-game homecourt win string snapped by Kansas in late February...after season, Coach Cipriano took Huskers on 13-game Latin American tour.

1967-68 Won 15, Lost 10


(8-6 in Big Eight, tie 3rd)
Home: 9-1 (6-1) Away: 6-9 (2-5)
Coach: Joe Cipriano

	NU	Opp.
W/H 12/4 Fullerton State	111	74
W/H 12/5 South Dakota	94	61
L/A 12/8 Washington State	70	93
W/A 12/9 Washington State	91	76
L/A 12/11 Hawaii	74	82
L/A 12/13 Hawaii	72	86
L/A 12/20 Michigan State	70	74
W/H 12/23 Wyoming	82	74

Big Eight Holiday Tournament

W/KC 12/28 Oklahoma	75	65
W/KC 12/29 Oklahoma State	48	46
W/KC 12/30 Kansas State	66	62
L/A 1/5 Iowa State	70	85
L/A 1/9 Kansas State	62	78
W/H 1/13 Missouri	75	66
W/H 1/27 Oklahoma	110	90
W/H 2/1 Colorado	87	73
W/A 2/3 Oklahoma State	63	62
W/A 2/5 Oklahoma	89	83
W/H 2/10 Kansas State	92	68
L/A 2/17 Kansas	60	71
W/H 2/19 Oklahoma State	82	73
L/A 2/24 Colorado	73	75
W/H 2/27 Kansas	76	69
L/H 3/1 Iowa State (OT)	92	93
L/A 3/7 Missouri	70	91

Season Notes: For the first time ever, NU had two 1,000-point career scorers on the floor at the same time, as Tom Baack and Stuart Lantz reached that plateau during the 1967-68 campaign...Baack finished three-year career with a then-school-record 1,293 points and would later become Husker assistant coach...Lantz logged 1,266 points over his three-year career and was a first-team All-Big Eight pick and a District V all-star as a senior...Lantz was a third-round draft pick of the National Basketball Association's San Diego Rockets and would go on to play eight seasons of pro hoops...Baack was a 10th-round pick of the Detroit Pistons...NU won its first Big Eight Holiday title, scoring wins over



Grant Simmons was NU's first academic All-Big Eight player.

Oklahoma, Oklahoma State and Kansas State...Huskers' post third straight .500 or better record, a feat the school hadn't accomplished since a three-year string from 1929 through 1931.

1968-69 Won 12, Lost 14

(5-9 in Big Eight, tie 6th)
Home: 8-3 (4-3) Away: 4-11 (1-6)
Coach: Joe Cipriano

	NU	Opp.
W/H 11/30 Wisconsin	68	55
L/A 12/6 Oregon State	67	79
W/A 12/7 Oregon	85	77
W/H 12/10 Wichita State (3OT)	94	92
W/H 12/14 Augustana (S.D.)	73	56
W/H 12/16 Michigan State	73	59

Sun Devil Classic*

L/A 12/20 Arizona State*	76	83
L/N 12/21 California*	73	86
L/A 12/23 Arizona	63	68

Big Eight Holiday Tournament

L/KC 12/26 Kansas	56	82
W/KC 12/28 Oklahoma	70	47
W/KC 12/30 Missouri	76	70
L/H 1/4 Kansas (5)	52	56
L/A 1/7 Kansas State	72	95
L/A 1/25 Iowa State (OT)	93	99
L/H 1/27 Oklahoma State	52	76
W/H 2/1 Missouri	87	71
W/H 2/3 Oklahoma	90	83
L/A 2/8 Colorado (20)	81	83
L/A 2/11 Missouri	60	79
L/H 2/15 Iowa State (OT)	74	75
L/A 2/22 Kansas (16)	73	79
W/H 2/24 Colorado (18)	79	65
W/H 3/1 Kansas State	88	71
L/A 3/6 Oklahoma State	63	72
W/A 3/8 Oklahoma	70	64

*Tempe, Ariz.

Season Notes: Leroy Chalk led Big Eight in field goal percentage with a .538 mark and grabbed a then-school-record 257 rebounds...another sophomore, Marvin Stewart, led NU in scoring with a 14.6 average...Huskers started Big Eight play 0-4, then went 5-5 in final 10 league games.

1969-70 Won 16, Lost 9

(7-7 in Big Eight, tie 3rd)
Home: 10-1 (6-1) Away: 6-8 (1-6)
Coach: Joe Cipriano

	NU	Opp.
W/H 12/1 California-Irvine	76	73
W/A 12/4 Augustana	75	56
W/A 12/6 Wichita State (OT)	81	79
W/H 12/9 Duquesne (7)	82	77
L/A 12/12 Houston* (20)	82	112
W/N 12/13 Texas A&M*	78	69
W/H 12/15 Northern Michigan	92	68
W/H 12/20 Arizona	79	69

Big Eight Holiday Tournament

L/KC 12/27 Colorado (16)	60	72
W/KC 12/29 Iowa State	74	66
W/KC 12/30 Kansas	78	73
L/A 1/6 Iowa State	70	72

L/H	1/13	Kansas State	64	71
W/H	1/17	Colorado	60	58
W/A	1/31	Oklahoma	70	60
L/A	2/2	Oklahoma State	58	81
W/H	2/7	Kansas	84	73
L/A	2/10	Colorado	59	76
W/H	2/14	Missouri	60	48
L/A	2/17	Kansas	87	100
L/A	2/21	Kansas State	62	69
W/H	2/23	Oklahoma	79	66
L/A	2/28	Missouri	63	80
W/H	3/2	Oklahoma State	61	55
W/H	3/7	Iowa State	87	81

*Houston, Texas

Season Notes: Huskers won nine of first 11 games, went 7-7 in Big Eight to finish 16-9 overall...Tom Scantlebury led team in scoring with a 14.5 average, but junior Marvin Stewart, the Huskers' top point producer in 1968-69, averaged 14.3 points through 14 games, then missed last 11 games because of academic problems...Leroy Chalk led team in rebounding for second-straight season with a 9.4 average.

1970-71 Won 18, Lost 8

(8-6 in Big Eight, 4th)
Home: 10-2 (5-2) Away: 8-6 (3-4)
Coach: Joe Cipriano

		NU	Opp.
W/A	12/1	Wyoming	68 63
W/H	12/5	Iowa	73 71
W/H	12/7	Northern Iowa	95 71
W/A	12/11	Texas Christian	69 64
L/A	12/12	Southern Methodist	75 80
W/H	12/14	Nevada-Reno	116 71
Husker Classic*			
W/H	12/18	Miami (Fla.)*	85 58
W/H	12/19	Colorado State*	69 65
W/A	12/23	Wichita State	72 71
Big Eight Holiday Tournament			
W/KC	12/28	Oklahoma State	71 58
W/KC	12/29	Colorado	77 67
L/KC	12/30	Kansas (8)	52 72
L/A	1/9	Kansas State	69 70
W/H	1/16	Iowa State	84 62
W/H	1/30	Oklahoma State	80 59
L/A	2/1	Oklahoma	67 79
L/H	2/6	Kansas (5)	67 81
W/A	2/9	Iowa State (OT)	69 67
W/H	2/13	Missouri	81 72
W/A	2/16	Colorado	65 63
W/A	2/20	Oklahoma State	57 55
L/H	2/22	Oklahoma	56 65
L/H	2/27	Missouri	65 77
W/H	3/2	Kansas State	87 71
W/H	3/6	Colorado	85 71
L/A	3/13	Kansas (4)	54 59

Season Notes: Marvin Stewart became first NU player to average 20 points in a season, finished with school-record 21.4 point-per-game average...Stewart led Big Eight in free-throw percentage at .824, became third NU player to top 1,000-point plateau for career, finished with 1,138 points...Stewart was first-team All-Big Eight pick and was named to all-tourney team at Big Eight Holiday Tournament...NU center Chuck Jura hit school-record and Big Eight-best .592 from field...NU won own Husker Classic and later advanced to title game of Big Eight Holiday Tournament for third time ever (lost to KU in title game, 72-52)...Cipriano became first 100-game winner in school history with Huskers' 69-64 win at Texas Christian...Moe Iba joined Cip's staff as freshman coach...KU won Big Eight title with 14-0 record, first unbeaten champ since Kansas State in 1958-59.

1971-72 Won 14, Lost 12

(7-7 in Big Eight, 4th)
Home: 11-3 (6-1) Away: 3-9 (1-6)
Coach: Joe Cipriano

		NU	Opp.
W/H	12/1	Wyoming	81 63
L/H	12/3	San Diego State	61 63
L/H	12/4	Wichita State	61 74
L/A	12/6	Duquesne	53 75
W/H	12/11	Southern Methodist	84 76
Husker Classic*			
W/H	12/17	Idaho*	90 49
W/H	12/18	LaSalle*	75 60
L/A	12/21	Iowa	77 86
W/H	12/23	San Jose State	80 63
Big Eight Holiday Tournament			
L/KC	12/27	Missouri	64 76
W/KC	12/29	Oklahoma State	64 56
W/KC	12/30	Oklahoma	84 68
W/H	1/8	Oklahoma State	73 59

W/H	1/10	Oklahoma	77	70
W/H	1/15	Colorado	67	55
W/A	1/26	Oklahoma State	64	63
L/A	1/29	Kansas (OT)	55	57
W/H	2/1	Kansas State	61	60
L/A	2/7	Oklahoma	70	72
W/H	2/12	Iowa State	76	71
L/A	2/15	Missouri (14)	65	80
W/H	2/19	Kansas	99	78
L/A	2/26	Colorado	57	67
L/H	3/4	Missouri (19)	54	61
L/A	3/6	Iowa State	67	76
L/A	3/11	Kansas State (OT)	76	81

Season Notes: Center Chuck Jura was first-team All-Big Eight pick and first-team Academic All-Big Eight...Jura led NU in both scoring (21.2) and rebounding (11.7)...his 11.7 rebound average was a school record and topped Big Eight...Jura finished his career with totals of 1,255 points and 740 rebounds...NU won Husker Classic for second-straight season.

1972-73 Won 9, Lost 17

(4-10 in Big Eight, tie 6th)
Home: 4-5 (2-5) Away: 5-12 (2-5)
Coach: Joe Cipriano

		NU	Opp.
W/H	11/24	North Texas	64 46
L/A	12/1	Wyoming	59 65
Mountaineer Classic*			
L/N	12/8	California*	50 75
W/N	12/9	Air Force*	57 53
W/H	12/11	Texas Christian	72 58
Kentucky Invitational**			
L/A	12/15	Kentucky**	60 85
L/N	12/16	Colorado State**	51 57
Big Eight Holiday Tournament			
L/KC	12/27	Iowa State	64 75
W/KC	12/29	Kansas	74 72
L/KC	12/30	Oklahoma State	73 75
W/N	1/4	Georgia State***	63 54
L/N	1/6	North Carolina**** (9)	62 79
L/H	1/13	Oklahoma State	55 68
W/H	1/15	Oklahoma	74 67
L/H	1/27	Missouri (7)	65 78
L/A	1/30	Iowa State	60 81
L/H	2/3	Kansas State (18)	55 82
L/H	2/6	Colorado	59 67
W/A	2/10	Kansas	59 46
L/A	2/17	Oklahoma	59 67
W/A	2/19	Oklahoma State	76 64
W/H	2/24	Kansas	62 59
L/H	2/27	Iowa State	76 82
L/A	3/3	Kansas State (18)	70 97
L/A	3/6	Colorado	63 71
L/A	3/10	Missouri (12)	70 86

*Morgantown, West Virginia

**Lexington, Ky.

***Decatur, Ga.

****Greensboro, N.C.

Season Notes: Without departed All-Big Eight center Chuck Jura, Huskers finished 9-17...NU's last losing season until 1987-88...freshman Jerry Fort led NU in scoring with 14.5 average, first Husker frosh ever to lead team in that department.

1973-74 Won 14, Lost 12

(7-7 in Big Eight, 4th)
Home: 11-2 (5-2) Away: 3-10 (2-5)
Coach: Joe Cipriano

		NU	Opp.
W/H	12/1	Wyoming	70 62
W/H	12/3	Minnesota-Duluth	77 50
Vanderbilt Invitational*			
L/A	12/7	Vanderbilt*	58 82
L/N	12/8	Middle Tennessee State*	65 76
W/H	12/11	Georgia State (OT)	78 75
W/H	12/14	Northeast Missouri St.	67 54
W/H	12/15	MacMurray	76 50
W/H	12/20	Northern Iowa	73 55
Big Eight Holiday Tournament			
L/KC	12/27	Kansas State (18)	47 68
W/KC	12/28	Oklahoma State	69 62
L/KC	12/29	Kansas	66 75
L/A	1/7	Wichita State	58 66
L/A	1/12	Kansas	64 79
W/H	1/19	Oklahoma	63 58
L/H	1/22	Kansas State	65 73
L/A	1/26	Oklahoma State	66 79
L/A	1/28	Oklahoma	63 85
W/H	2/5	Iowa State (3OT)	91 88
W/H	2/9	Missouri	75 58
L/A	2/12	Colorado	64 65

W/A	2/16	Missouri	88	87
W/H	2/23	Oklahoma State	71	63
L/H	2/26	Kansas (15)	46	51
W/A	3/2	Kansas State	58	54
W/H	3/5	Colorado	65	42
L/A	3/9	Iowa State	58	76

*Nashville, Tenn.

Season Notes: Sophomore guard Jerry Fort led NU in scoring for second-straight season with 18.0 average and was first-team All-Big Eight pick...Huskers toured Italy following season and finished 2-5 on their three-week journey.

1974-75 Won 14, Lost 12

(7-7 in Big Eight, 4th)
Home: 8-3 (5-2) Away: 6-9 (2-5)
Coach: Joe Cipriano

		NU	Opp.
W/H	11/30	South Dakota State	87 72
Sun Devil Classic*			
W/N	12/6	Long Beach State*	67 55
L/A	12/7	Arizona State*	62 83
W/A	12/10	North Texas	69 56
W/H	12/14	Wichita State	78 65
L/H	12/17	San Jose State	66 80
Indiana Classic**			
W/N	12/20	Southern Methodist**	69 67
L/A	12/21	Indiana** (2)	60 97
W/H	12/23	Vanderbilt	81 66
Big Eight Tournament			
W/KC	12/26	Oklahoma	75 64
L/KC	12/28	Kansas	62 63
L/KC	12/30	Kansas State	63 80
W/H	1/18	Kansas State	74 61
W/A	1/22	Oklahoma	68 61
W/H	1/25	Colorado	85 59
W/H	1/29	Oklahoma State	73 58
L/A	2/1	Missouri	74 88
L/A	2/5	Kansas	44 72
W/H	2/8	Iowa State	75 62
L/H	2/12	Oklahoma (OT)	57 65
L/A	2/15	Colorado	61 62
L/A	2/19	Kansas State	64 65
W/H	2/22	Missouri	80 77
W/A	2/26	Oklahoma State	59 58
L/H	3/5	Kansas (2OT)	77 79
L/A	3/8	Iowa State	69 82

Season Notes: For third-straight season, Jerry Fort led NU in scoring at 20.2 points per game, and in process, became only third Husker to ever average 20-plus points in season...Fort earned first-team All-Big Eight honors for second-straight season...NU started Big Eight play 4-0, finished first half 5-2, but went 2-5 in second half and finished 7-7 in league...three of losses during second half of league schedule were by a combined four points...Fort scored school-record 40 points in Huskers' homecourt win over Missouri...his scoring outburst broke the old mark of 38 held by Tom Russell during the 1961-62 season.



Marvin Stewart scored 1,138 points in only 66 games as a Husker.



Joe Cipriano ranks as the school's all-time winningest coach with 253 victories in 17 seasons.

1975-76 Won 19, Lost 8

(10-4 in Big Eight, 3rd)
Home: 9-4 (5-2) Away: 10-4 (5-2)
Coach: Joe Cipriano

			NU	Opp.
L/H	11/28	Illinois	58	60
W/H	11/29	Northwestern	79	68
L/A	12/2	Iowa	65	72
L/H	12/6	Washington (20)	63	75
W/H	12/10	St. Mary's (Calif.)	68	57
Roadrunner Invitational*				
W/N	12/19	Pacific*	85	59
W/A	12/20	New Mexico State*	79	75
W/A	12/22	Vanderbilt	68	57
Big Eight Holiday Tournament				
L/KC	12/27	Kansas	66	69
W/KC	12/29	Oklahoma	75	53
W/KC	12/30	Oklahoma State	56	49
W/H	1/3	South Dakota	72	59
W/H	1/6	South Carolina	69	68
W/A	1/17	Kansas State	65	59
W/H	1/21	Oklahoma	68	67
W/A	1/24	Colorado	66	64
W/A	1/28	Oklahoma State	52	48
L/H	1/31	Missouri (13)	57	62
W/H	2/4	Kansas	57	54
W/A	2/7	Iowa State	66	56
L/A	2/11	Oklahoma	60	65
W/H	2/14	Colorado	80	61
L/H	2/18	Kansas State	53	65
L/A	2/21	Missouri (OT, 14)	84	95
W/H	2/28	Oklahoma State	60	54
W/A	3/3	Kansas	62	58
W/H	3/6	Iowa State	82	66

*Las Cruces, N.M.

Season Notes: Jerry Fort was a first-team All-Big Eight selection for third-straight season, finished career with NU-record 1,882 points...Huskers reached 19-win mark for first time since a 20-5 record in 1965-66... Larry Cox led the Big Eight and set an NU single-season record for field-goal percentage with a .672 mark...Cox shot a Big Eight-record .625 from the field for his career...as a team, the Huskers led Big Eight and finished eighth nationally in scoring defense, yielding 62.8 points per game...NU says good-bye to the NU Coliseum, the home of Husker basketball since the 1925-26 season, with an 82-66 victory over Iowa State, March 6, 1975.

1976-77 Won 15, Lost 14

(7-7 in Big Eight, 5th)
Home: 7-4 (5-2) Away: 8-10 (2-5)
Coach: Joe Cipriano

			NU	Opp.
L/H	11/27	Iowa	57	71
W/A	11/29	Washington (OT)	59	58
L/A	12/1	Hawaii-Hilo	66	71
W/A	12/2	Hawaii	64	59
W/A	12/3	Hawaii	60	59
L/H	12/8	Minnesota	58	66
L/A	12/11	Illinois	63	67
W/H	12/13	Northwest Missouri St.	88	53
W/A	12/20	Northwestern	71	68
W/H	12/22	Mankato State	64	61
Big Eight Holiday Tournament				
L/KC	12/28	Colorado	50	55
W/KC	12/29	Iowa State	75	55
W/KC	12/30	Oklahoma	66	56
L/A	1/3	South Carolina	49	54
L/H	1/8	Kansas State	52	57
W/H	1/12	Colorado	69	54
W/A	1/15	Iowa State	49	48
L/H	1/19	Oklahoma	58	65
L/A	1/22	Missouri	63	76
W/H	1/26	Kansas	60	57
W/H	1/29	Oklahoma State	66	54
W/A	2/2	Colorado	73	62
W/H	2/5	Iowa State	66	51
L/A	2/9	Kansas State	62	67
W/H	2/12	Missouri (17)	60	58
L/A	2/16	Oklahoma	62	72
L/A	2/19	Kansas	66	74
L/A	2/23	Oklahoma State	60	62
Big Eight Tournament				
L/A	2/26	Kansas	58	61

Season Notes: After some 50 years of play in the NU Coliseum, Nebraska moved into the 15,000-seat NU Sports Complex, which would later be renamed the Bob Devaney Sports Center after the Huskers' longtime football coach and athletic director...Huskers led the Big Eight and ranked sixth nationally in scoring defense at 61.1 points per game, lowest since 1958-59 squad allowed 60.2 points per game...Nebraska and Creighton met for the first time since the 1931-32 season...first year Big Eight sponsored a season-ending tournament to determine league's automatic bid to the NCAA Tournament.

1977-78 Won 22, Lost 8

(9-5 in Big Eight, 2nd)
Home: 15-2 (5-2) Away: 7-6 (4-3)
Coach: Joe Cipriano

			NU	Opp.
W/H	12/2	Missouri Southern	61	54
W/H	12/9	Creighton	65	58
W/H	12/10	South Dakota	74	64
W/H	12/12	Nevada-Reno	67	50
W/H	12/16	California-Davis	69	64
W/H	12/17	Mississippi	80	70
W/A	12/19	Minnesota	63	49
W/H	12/21	Western Illinois	73	72
W/H	12/23	Montana State	104	60
Big Eight Holiday Tournament				
W/KC	12/27	Oklahoma State	70	58
L/KC	12/29	Kansas State	60	69
W/KC	12/30	Oklahoma	75	68
W/A	1/7	Kansas State	77	63
L/A	1/11	Colorado	64	73
L/H	1/14	Iowa State	59	65
W/A	1/18	Oklahoma	78	64
W/H	1/21	Missouri	56	55
W/H	1/25	Kansas (8)	62	58
W/H	1/28	Oklahoma State	63	57
W/H	2/1	Colorado	86	75
W/A	2/4	Iowa State	62	56
W/H	2/8	19/Kansas State	63	50
L/A	2/11	19/Missouri	52	74
L/H	2/15	Oklahoma	68	74
L/A	2/18	Kansas (6)	70	75
W/A	2/25	Oklahoma State	67	56
Big Eight Tournament				
W	2/28	Oklahoma State	71	63
L/KC	3/3	Missouri	58	61
National Invitation Tournament				
W/H	3/8	Utah State	67	66
L/A	3/15	Texas	48	67

Season Notes: Nebraska earned first postseason tournament bid since 1966-67, advanced to second round of NIT before being knocked out by eventual champion Texas...Huskers tied school record for season victories and their second-place league finish was their highest since 1965-66 season...Brian Banks earned first-team All-Big Eight honors, while Carl McPipe named one of 12 All-America centers from across the nation, as selected by Citizens Saving Athletic Foundation...NU led Big Eight and ranked eighth nationally in scoring defense, allowing 62.9 points per game...NU was only Big Eight team to beat league champion Kansas...Coach Cipriano picked up his 200th win at NU with Huskers' victory over Missouri Southern.

1978-79 Won 14, Lost 13

(7-7 in Big Eight, 5th)
Home: 9-2 (6-1) Away: 5-11 (1-6)
Coach: Joe Cipriano

			NU	Opp.
W/A	11/24	Alabama-Birmingham	64	55
W/H	11/25	Arkansas Tech	70	59
W/H	11/28	Minnesota	58	48
L/H	12/2	Purdue	47	58
L/A	12/9	Creighton	61	78
W/H	12/13	Sacramento State	91	56
L/N	12/16	Mississippi*	67	70
Rebel Roundup**				
W/N	12/22	Cal-Santa Barbara	75	55
L/A	12/23	UNLV (18)	63	79
Big Eight Holiday Tournament				
W/KC	12/28	Missouri (OT)	58	56
L/KC	12/29	Colorado	61	74
W/KC	12/30	Oklahoma	69	53
W/A	1/6	Iowa State	72	68
L/A	1/13	Colorado	61	64
W/H	1/17	Kansas State	55	53
L/A	1/20	Missouri	60	76
W/H	1/24	Oklahoma	74	56
W/H	1/27	Kansas (OT)	66	64
L/A	1/31	Oklahoma State	57	66
W/H	2/3	Colorado	79	52
L/A	2/7	Kansas State	46	58
L/H	2/10	Iowa State	46	48
L/A	2/14	Oklahoma	58	79
W/H	2/17	Missouri	76	64
L/A	2/21	Kansas	59	66
W/H	2/24	Oklahoma State	76	67
Big Eight Tournament				
L/A	2/28	Kansas State (2OT)	60	61

*Biloxi, Miss.

**Las Vegas, Nev.

Season Notes: Huskers led the Big Eight and ranked ninth nationally in team defense at 62.3 ppg...NU's 17-for-17 effort vs. free-throw line at Oklahoma State stands as best single-game free-throw percentage mark in school history...Andre Smith was a second-team UPI All-Big Eight pick and led team in scoring at 13.5 ppg...Carl McPipe, one half of the Huskers' "Hammond Hustlers," was named to USBWA District V all-star team and finished career with 1,300 points...the other half of the "Hammond Hustlers," Brian Banks, ended career with 1,150 points...final year of Big Eight Holiday Tournament, an event that started in 1946.

1979-80 Won 18, Lost 13

(8-6 in Big Eight, tie 2nd)

Home: 14-2 (5-2) **Away:** 4-11 (5-2)

Coach: Joe Cipriano

Assistant Coach: Moe Iba

	NU	Opp.	
W/H 11/30	South Dakota State	100	83
W/H 12/1	Portland State	74	52
W/H 12/3	Eastern Washington	82	68
W/H 12/8	Creighton	64	55
L/A 12/11	Purdue (9)	56	78
W/H 12/13	California-Bakersfield	94	80
L/A 12/15	Minnesota	58	75
W/H 12/22	Ala.-Birmingham (4OT)	92	84

Rainbow Classic*

W/N 12/27	Wisconsin* (OT)	83	82
L/N 12/29	Hawaii*	55	67
L/N 12/30	Louisville* (12)	58	65
L/A 1/2	Idaho	55	64
W/H 1/4	Wisconsin-Oshkosh	96	72
W/H 1/5	Angelo State	83	70
W/A 1/9	Iowa State	58	50
L/H 1/12	Missouri (13)	63	84
W/H 1/16	Kansas	64	57
W/A 1/19	Colorado	53	44
W/H 1/23	Oklahoma State (OT)	74	73
L/A 1/26	Kansas State (2OT)	64	66
W/H 1/30	Oklahoma	59	58
L/A 2/2	Missouri (14)	60	73
W/A 2/5	Kansas	61	56
W/H 2/9	Iowa State	69	66
L/A 2/13	Oklahoma State	68	83
L/H 2/16	Colorado	55	56
W/H 2/20	Kansas State	70	58
L/A 2/23	Oklahoma	60	78

Big Eight Tournament

W/H 2/26	Oklahoma	75	68
L/KC 2/29	Kansas State	59	60

National Invitation Tournament

L/A 3/6	Michigan	69	76
---------	----------	----	----

*Honolulu, Hawaii

Season Notes: Picked to finish sixth in a preseason poll of Big Eight media, NU wound up in second-place tie and earned its third NIT berth...Huskers' had longest game ever, a four-time overtime affair, against Alabama-Birmingham...Joe Cipriano, who was stricken with cancer, was named UPI Big Eight Co-Coach-of-the-Year with assistant Moe Iba, who guided Huskers in "Cip's" absence...Iba was tabbed AP Big Eight Coach-of-the-Year and NABC District 12 Coach-of-the-Year...Andre Smith led team in scoring for second-straight season with a 19.4 average and was first-team AP/UPI All-Big Eight performer and AP honorable-mention All-American...Jack Moore was second-team AP All-Big Eight pick.

1980-81 Won 15, Lost 12

(9-5 in Big Eight, tie 2nd)

Home: 11-4 (6-1) **Away:** 4-8 (3-4)

Coach: Moe Iba

	NU	Opp.	
L/H 11/28	Wyoming (OT)	59	62
L/H 11/29	Idaho	53	64
L/A 12/6	Creighton (OT)	61	66
W/H 12/9	Penn State	75	50

Utah Classic*

W/N 12/12	Loyola (Calif.)*	67	66
L/A 12/13	Utah*	55	57
W/H 12/20	Northwest Missouri St.	79	59
W/H 12/22	Colorado State	54	48
W/H 12/23	Montana	69	46
L/A 12/27	Ball State	62	67
L/A 12/30	Arkansas	52	64
W/H 1/5	Sonoma State	84	49
W/H 1/14	Kansas State	59	49
L/A 1/17	Oklahoma State	70	81
L/H 1/21	Colorado	59	62
W/H 1/24	Missouri	66	53
W/A 1/28	Iowa State	61	56
W/H 1/31	Kansas (18)	57	54
W/A 2/4	Oklahoma	71	59

W/H 2/7	Oklahoma State	62	54
W/A 2/11	Colorado	57	56
L/A 2/14	Kansas State	49	66
W/H 2/18	Iowa State	81	61
L/A 2/21	Missouri	45	55
L/A 2/25	Kansas (18)	49	75
W/H 2/28	Oklahoma	90	63

Big Eight Tournament

L/H 3/3	Colorado	66	70
---------	----------	----	----

Season Notes: Coach Joe Cipriano died after year-long battle against cancer three days before season opener, Moe Iba was named Huskers' acting head coach...Iba was UPI Big Eight Coach-of-the-Year for leading NU to its second-straight second-place league finish...Andre Smith was AP/UPI Big Eight Player-of-the-Year, first-team AP/UPI All-Big Eight selection, USBWA District V performer and an AP Honorable-Mention All-American...Smith led league in scoring for conference games only with a 19.5 average, while his .589 field-goal percentage mark for all games topped league, too...Jack Moore was second-team AP All-Big Eight and a CoSIDA second-team Academic All-American...Moore led league in free-throw percentage (.922)...Devaney Center-record crowd of 15,038 watched Huskers stop Oklahoma State, 62-54.

1981-82 Won 16, Lost 12

(7-7 in Big Eight, tie 4th)

Home: 11-3 (5-2) **Away:** 5-9 (2-5)

Coach: Moe Iba

	NU	Opp.	
L/A 11/27	Wyoming	48	62
W/H 11/30	Wisconsin-Stevens Pt.	74	45
W/H 12/5	Creighton	86	46
W/H 12/7	South Dakota State	70	51
W/A 12/9	Baylor	64	63
W/H 12/19	Ball State	71	57
L/A 12/21	Penn State	58	60
L/A 12/23	Colorado State (OT)	51	58

Holiday Classic*

W/N 12/28	Air Force*	63	47
W/A 12/29	Northern Iowa*	53	42
W/H 1/6	Sacramento State	93	61
L/H 1/9	Arkansas (11)	50	51
W/H 1/13	Kansas	75	55
L/H 1/16	Missouri (2)	42	44
L/A 1/20	Oklahoma State	50	52
W/H 1/23	Iowa State	60	47
L/A 1/27	Oklahoma	48	51
W/A 1/30	Colorado	74	57
L/H 2/3	Kansas State (14)	64	75
W/A 2/6	Missouri (1)	67	51
W/H 2/10	Oklahoma State	75	63
L/A 2/13	Kansas	63	66
W/H 2/15	Oklahoma	65	51
L/A 2/20	Iowa State	61	63
W/H 2/24	Colorado	79	57
L/A 2/27	Kansas State	50	67

Big Eight Tournament

W/H 3/2	Oklahoma State	60	49
L/KC 3/5	Missouri (5)	53	58

*Cedar Falls, Iowa

Season Notes: NU scored one its biggest wins ever, a 67-51 victory at 19-0 and No. 1-ranked Missouri...Jack Moore earned Naismith Award, given annually to nation's best player under 6-0 tall, and was AP/UPI first-team All-Big Eight pick and third-team UPI All-American...Moore joined 1,000-point club, finishing career with 1,204 points...Moore hit Big Eight-record .939 from free throw line for season, .901 mark for career was best ever by Big Eight performer and second-best all-time in NCAA Division I history at that time.

1982-83 Won 22, Lost 10

(9-5 in Big Eight, tie 3rd)

Home: 17-1 (6-1) **Away:** 5-9 (3-4)

Coach: Moe Iba

	NU	Opp.	
W/H 11/26	Denver	94	58
L/A 11/29	Montana	51	61
W/A 12/4	Creighton	65	62
W/H 12/8	Missouri-Kansas City	69	50
W/H 12/11	Baylor	59	56
W/H 12/18	Wyoming	68	57
W/H 12/20	Missouri Western	93	43

Hoosier Classic*

W/N 12/29	Cornell*	66	56
L/N 12/30	Indiana* (1)	50	67
L/N 1/3	Arkansas** (10)	58	64
W/H 1/7	Mesa	94	57
W/H 1/15	Southwest Missouri St.	98	46
W/A 1/18	Iowa State	59	54
L/A 1/22	Colorado	69	72
W/H 1/26	Kansas State	59	43

L/A 1/29	Missouri (12)	56	79
W/H 2/2	Oklahoma	60	59
W/H 2/5	Kansas	68	61
L/A 2/9	Oklahoma State (2OT)	63	71
W/H 2/12	Colorado	68	56
W/A 2/16	Kansas State	56	45
W/H 2/19	Iowa State	67	66
L/A 2/24	Oklahoma	71	84
L/H 2/26	Missouri (15)	51	54
W/A 3/2	Kansas	60	58
W/H 3/5	Oklahoma State	77	68

Big Eight Tournament

W/H 3/8	Iowa State	94	71
L/KC 3/11	Missouri (12)	63	69

National Invitation Tournament

W/H 3/17	Tulane	72	65
W/H 3/21	Iona	85	73
W/H 3/24	Texas Christian	67	57
L/NY 3/28	DePaul	58	68

*Indianapolis, Ind.

**Little Rock, Ark.

Season Notes: Nebraska tied school record for victories in a 22-10 season, and advanced further in postseason play than any previous Husker squad by reaching the semifinals of the National Invitation Tournament...freshman Dave Hoppen, who set seven NU freshman records and led the Huskers in scoring with a 13.9 average, was a second-team All-Big Eight pick, and was named to the All-National Invitation Tournament team and the league's all-freshman team.

1983-84 Won 18, Lost 12

(7-7 in Big Eight, 3rd)

Home: 11-6 (3-4) **Away:** 7-6 (4-3)

Coach: Moe Iba

	NU	Opp.	
W/H 11/26	Augustana (S.D.)	113	69
L/H 11/29	Texas Tech	45	59
W/H 12/3	Creighton	65	56
W/A 12/5	Wisconsin (2OT)	71	69
W/H 12/7	Northwest Missouri St.	82	61
W/H 12/10	Arkansas (15)	67	54
W/H 12/17	Northern Iowa	90	64
W/A 12/20	Wyoming	67	64

Cotton States Classic*

L/A 12/28	Georgia Tech*	49	66
L/N 12/29	Michigan State*	45	58
W/H 1/4	Colorado State	56	54
W/H 1/7	Northwest Missouri St.	93	67
W/H 1/14	Eastern Washington	105	71
W/A 1/18	Iowa State	64	63
L/H 1/21	Missouri	48	50
L/A 1/25	Kansas	61	77
L/A 1/28	Colorado	57	60
W/H 2/1	Oklahoma State (OT)	54	52
W/A 2/4	Kansas State	47	46
L/H 2/8	Oklahoma (10)	67	78
W/A 2/11	Missouri (OT)	61	56
L/H 2/15	Kansas	66	67
L/H 2/18	Iowa State	48	69
W/A 2/22	Oklahoma State	67	64
W/H 2/25	Colorado	75	67
W/H 2/28	Kansas State	63	56
L/A 3/1	Oklahoma (6)	70	79

Big Eight Tournament

L/H 3/7	Kansas State	39	41
---------	--------------	----	----

National Invitation Tournament

W/A 3/15	Creighton	56	54
L/A 3/19	Xavier (Ohio)	57	58

*Atlanta, Ga.

Season Notes: Nebraska earned back-to-back postseason tournament bids for the first time in school history, advanced to the second round of the NIT...Huskers' 11th-straight winning season...Dave Hoppen tops the 1,000-point mark in his career and earns first-team All-Big Eight honors.

1984-85 Won 16, Lost 14

(5-9 in Big Eight, tie 5th)

Home: 12-3 (5-2) **Away:** 4-11 (0-7)

Coach: Moe Iba

	NU	Opp.	
W/H 11/29	Southern Colorado	89	67
W/H 12/1	South Dakota	101	69
W/H 12/3	Montana State	86	65
W/A 12/8	Creighton	78	73
W/H 12/10	Wyoming	79	65
W/H 12/12	Wisconsin	53	51
W/A 12/15	Texas Tech (OT)	79	74
L/H 12/22	Washington State	58	63

HUSKER ALL-TIME RESULTS

Cable Car Classic*			
W/N	12/28	California-Irvine*	73 67
L/A	12/29	Santa Clara*	59 78
L/A	1/3	Evansville	73 80
W/H	1/9	Wisconsin-Stevens Pt.	69 62
W/A	1/12	Colorado State (2OT)	88 78
W/H	1/16	Kansas State	75 63
L/A	1/19	Oklahoma State	66 68
W/H	1/23	Colorado	85 67
W/H	1/26	Missouri	74 66
L/A	1/30	Iowa State	65 76
L/H	2/2	Kansas (19)	80 91
L/A	2/6	Oklahoma (7)	74 83
W/H	2/9	Oklahoma State	66 48
L/A	2/13	Colorado	61 64
L/A	2/16	Kansas State	62 68
W/H	2/21	Iowa State	74 57
L/A	2/23	Missouri (11)	50 69
L/A	2/28	Kansas (11)	65 70
L/H	3/2	Oklahoma (6)	62 65
Big Eight Tournament			
L/A	3/5	Kansas (8)	69 74
National Invitation Tournament			
W/H	3/13	Canisius	79 66
L/A	3/19	UCLA	63 82

*San Francisco, Calif.

Season Notes: Nebraska made third-straight National Invitation Tournament appearance and posted 12th-straight winning season...Dave Hoppen earned first-team All-Big Eight honors for the second-straight season and became first Husker to score 700 points in a season, as he finished with 704...Hoppen broke six school records...Brian Carr set four Big Eight assists records, led league in assists per game (8.1) and tied NCAA single-game record of 18 at Evansville.

1985-86 Won 19, Lost 11
(8-6 in Big Eight, 3rd)
Home: 10-5 (4-3) **Away:** 9-6 (4-3)
Coach: Moe Iba

		NU	Opp.
W/H	11/23	Wisconsin-Stout	71 53
W/H	11/26	Southern Illinois	85 50
W/A	11/30	Wyoming	64 53
L/H	12/2	California-Irvine	80 87
W/H	12/7	Creighton	71 52
W/A	12/12	Washington State	79 72
W/A	12/14	Montana State	76 59
L/H	12/20	Georgia	63 67
W/H	12/23	Arizona State	80 67
Sun Bowl Classic*			
L/N	12/29	Alabama*	61 78
W/N	12/30	Ohio State*	69 66
W/H	1/6	Evansville	77 70
W/H	1/11	Northeast Missouri St.	99 56
L/H	1/15	Kansas (8)	70 81
L/H	1/18	Missouri	67 68
W/A	1/22	Oklahoma State	62 61
W/H	1/25	Iowa State	75 58
L/A	1/29	Oklahoma (6)	60 87
W/A	2/1	Colorado	77 60
L/H	2/5	Kansas State***	54 64
W/A	2/8	Missouri	75 66
W/H	2/12	Oklahoma State	68 52
L/A	2/15	Kansas (3)	61 79
W/H	2/19	Oklahoma (10)	66 64
L/A	2/22	Iowa State	73 81
W/H	2/26	Colorado	79 72
W/A	3/1	Kansas State	64 60
Big Eight Tournament			
W/KC	3/7	Oklahoma State	82 75
L/KC	3/8	Iowa State	58 75
NCAA Tournament			
L/N	3/14	Western Kentucky**	59 67

*El Paso, Texas.

**Charlotte, N.C.

***Kansas State later forfeited.

Season Notes: Nebraska lost All-Big Eight center Dave Hoppen for season with a knee injury in Feb. 1 game at Colorado, but rebounded to make school's first-ever NCAA Tournament appearance...Huskers' loss to Western Kentucky in NCAA first round was last game for Coach Moe Iba, who resigned following the game...Hoppen was first-team All-Big Eight pick for third-straight season, finished career with a school-record 2,167 points and became first Husker basketball player to have his jersey retired (No. 42)...during his career, Hoppen broke or tied 19 school records and five Big Eight Conference marks...Brian Carr became school's all-time assists leader...Bernard Day picked up some of the slack when Hoppen went down and shared team MVP award with the three-time All-Big Eight selection.

1986-87 Won 21, Lost 12
(7-7 in Big Eight, 5th)
Home: 15-2 (5-2) **Away:** 6-10 (2-5)
Coach: Danny Nee


		NU	Opp.
L/A	11/28	California-Irvine	101 109
W/H	12/1	Oregon	76 60
L/A	12/6	Creighton	66 78
W/A	12/10	Southern Illinois	87 85
L/A	12/14	Texas A&M	64 66
W/H	12/20	Wyoming	62 61
W/H	12/22	Detroit	71 55
W/H	12/27	Missouri-St. Louis	89 63
Rochester Classic*			
W/N	12/29	Butler*	67 56
W/N	12/30	San Francisco*	66 60
W/H	1/3	Creighton (OT)	70 65
W/H	1/5	Northwest Missouri St.	105 64
W/H	1/7	Brooklyn	62 46
L/A	1/10	Kansas State	82 114
W/H	1/17	Colorado	86 66
L/A	1/20	Iowa State	75 91
L/A	1/22	Kansas	65 86
L/H	1/28	Missouri	71 87
W/H	2/1	Oklahoma State	73 66
L/H	2/4	Oklahoma (8)	66 80
W/A	2/7	Colorado	68 65
W/H	2/11	Iowa State	66 65
W/H	2/14	Kansas State	78 76
L/A	2/18	Missouri	64 80
L/A	2/21	Oklahoma (13)	97 133
W/A	2/25	Oklahoma State (2OT)	79 77
W/H	2/28	Kansas (OT, 16)	83 81
Big Eight Tournament			
L/KC	3/6	Kansas State	45 47
National Invitation Tournament			
W/H	3/11	Marquette	78 76
W/H	3/17	Arkansas	78 71
W/H	3/21	Washington	81 76
L/NY	3/24	Southern Mississippi	75 82
W/NY	3/26	Ark.-Little Rock (OT)	76 67

*Rochester, N.Y.

Season Notes: Under the direction of first-year Coach Danny Nee, Nebraska finished 21-12, missed school record for season wins by one, and finished third in the National Invitation Tournament...Huskers recorded their 14th-straight winning season and made their fifth-straight postseason tourney appearance...Brian Carr was a second-team All-Big Eight pick, ended career with 682 assists, two off the league record of 684 set by Kansas' Cedric Hunter.

1987-88 Won 13, Lost 18
(4-10 in Big Eight, 7th)
Home: 8-6 (3-4) **Away:** 5-12 (1-6)
Coach: Danny Nee

		NU	Opp.
L/N	11/27	Villanova*	53 70
L/N	11/28	Baylor*	79 82
W/A	11/29	Chaminade*	76 75
W/H	12/2	Texas A&M	92 60



Brian Carr dished out a school-record 682 assists in his career.

Ameritas Classic**			
W/H	12/4	Lehigh**	71 66
L/H	12/5	Ohio State**	63 72
W/A	12/7	Detroit	63 58
L/A	12/9	Creighton	73 88
W/A	12/12	Oregon	67 62
L/A	12/19	Wyoming	58 87
W/H	12/21	Brooklyn	72 44
L/A	12/30	Drake	68 85
W/H	1/2	Columbia	82 62
W/A	1/4	Furman (OT)	75 74
L/H	1/6	Grambling State (OT)	68 71
W/H	1/16	Missouri	70 68
L/A	1/20	Iowa State (10)	76 114
W/H	1/25	Nebraska-Omaha	96 67
W/H	1/27	Kansas	70 68
W/A	1/30	Colorado	63 57
L/H	2/4	Oklahoma State	56 72
L/A	2/6	Kansas State	63 65
L/H	2/9	Oklahoma (4)	77 92
L/A	2/11	Missouri	67 92
L/A	2/16	Kansas	48 70
W/H	2/21	Colorado	75 67
L/A	2/24	Oklahoma State	73 90
L/H	2/27	Iowa State	84 85
L/H	3/2	Kansas State	67 77
L/A	3/5	Oklahoma (4)	93 113
Big Eight Tournament			
L/KC	3/11	Kansas State	70 75

*Lahaina, Hawaii

Season Notes: Nebraska's strings of 14-straight winning seasons and five-consecutive postseason tournament bids both end, as the Huskers finish 13-18...Rich King and Clifford Scales named to the Big Eight's all-freshman team...Henry T. Buchanan earns honorable-mention All-Big Eight honors and first-team academic All-Big Eight honors...Pete Manning led the Big Eight in field-goal percentage at .590...NU beats eventual national champ for first time ever, as it downed Kansas, 70-68, at Lincoln, on a jumper by Beau Reid as time expired.

1988-89 Won 17, Lost 16
(4-10 in Big Eight, 7th)
Home: 14-4 (4-3) **Away:** 3-12 (0-7)
Head Coach: Danny Nee

		NU	Opp.
W/H	11/26	Creighton	86 77
L/H	11/30	Michigan State	75 77
Ameritas Classic*			
W/H	12/2	North Texas*	90 84
W/H	12/3	San Jose State*	90 76
L/A	12/5	Idaho	68 83
W/A	12/11	Texas Tech	71 69
L/A	12/14	Ohio State (14)	76 103
W/H	12/17	Furman	69 56
W/H	12/23	Drake	65 57
Chaminade New Year's Classic**			
W/A	12/28	Chaminade**	86 85
W/N	12/29	Morehead State**	81 77
L/N	12/30	Louisiana State**	87 90
W/H	1/5	Sam Houston State	89 70
L/H	1/9	Oklahoma (3)	81 89
W/H	1/12	Northern Illinois	71 56
L/A	1/14	Oklahoma State	69 82
W/H	1/17	Maryland-Baltimore	86 65
L/H	1/21	Kansas State	68 80
W/H	1/23	Wyoming	71 58
L/H	1/28	Missouri (5)	72 89
L/A	1/31	Iowa State	76 88
W/H	2/4	Kansas	74 70
L/A	2/8	Colorado	80 83
L/A	2/11	Kansas State	66 80
W/H	2/14	Oklahoma State	79 77
L/A	2/19	Missouri (3)	63 79
W/H	2/22	Colorado	97 59
W/H	2/25	Iowa State	77 74
L/A	3/1	Kansas	71 80
L/A	3/4	Oklahoma (4)	76 103
Big Eight Tournament			
L/KC	3/10	Missouri (10)	70 98
National Invitation Tournament			
W/H	3/16	Arkansas State	81 79
L/A	3/20	Ohio State	74 85

**Honolulu, Hawaii

Season Notes: Huskers made second postseason tournament appearance in three seasons under Coach Danny Nee, advanced to second round of National Invitation Tournament...Beau Reid earned third-team GTE/CoSIDA All-America honors and was first-team academic All-Big Eight pick...Eric Johnson and Rich King earned honorable-mention All-Big Eight honors...Johnson broke NU single-season record for steals (68), King set school marks for blocks in game (5), season (50) and career (70).

1989-90 Won 10, Lost 18

(3-11 in Big Eight, 7th)

Home: 9-6 (2-5) Away: 1-12 (1-6)

Coach: Danny Nee

			NU	Opp.
W/H	11/25	Missouri-Kansas City	91	76
L/A	11/27	Miami (Ohio)	71	91
L/A	11/29	Michigan State	69	80
Ameritas Classic*				
W/H	12/1	Harvard*	117	79
W/H	12/2	Pepperdine*	104	100
L/A	12/5	Northern Illinois	56	65
W/H	12/9	Texas Tech	76	69
L/H	12/11	Idaho	72	79
L/A	12/14	Creighton	83	86
W/H	12/30	Wagner	88	67
W/H	1/6	Sam Houston State	99	91
L/H	1/8	Kansas (1)	93	98
L/H	1/13	Missouri (4)	95	111
W/H	1/16	Chicago State	92	57
L/A	1/20	Oklahoma State	71	84
L/A	1/22	Wyoming	65	95
L/H	1/27	Iowa State	83	91
L/A	1/31	Oklahoma (3)	64	105
W/H	2/3	Kansas State	74	71
W/A	2/7	Colorado	91	82
L/A	2/10	Missouri (1)	85	107
L/H	2/14	Oklahoma State	84	103
L/A	2/17	Kansas (1)	67	94
L/H	2/21	Oklahoma (8)	66	88
L/A	2/24	Iowa State	85	101
W/H	2/28	Colorado	96	82
L/A	3/3	Kansas State	57	80
Big Eight Tournament				
L/KC	3/9	Oklahoma (1)	65	78

Season Notes: Forward Beau Reid, NU's top scorer in 1988-89 season, sustained preseason knee injury which limited him for much of the season...Rich King, Clifford Scales, Carl Hayes earned honorable-mention All-Big Eight honors...King broke own school record for blocked shots and finished year with second-highest one-year total in Big Eight history (91).

1990-91 Won 26, Lost 8

(9-5 in Big Eight, 3rd)

Home: 14-1 (6-1) Away: 12-7 (3-4)

Coach: Danny Nee

			NU	Opp.
San Juan Shootout*				
W/N	11/23	St. Louis*	107	79
W/N	11/24	Illinois*	100	73
L/N	11/25	Murray State*	79	81
W/H	11/28	Michigan State (5)	71	69
W/A	12/3	Eastern Illinois	94	64
W/H	12/6	Creighton	97	63
W/H	12/8	Toledo	105	68
W/A	12/11	Wisconsin	75	63
Ameritas Classic**				
W/H	12/14	Tennessee Tech**	113	92
W/H	12/15	Bowling Green**	99	85
W/H	12/22	22/Miami (Ohio)	88	73
W/H	12/28	22/Idaho	85	65
W/A	12/30	22/The Citadel	94	80
W/A	1/2	19/Wis.-Green Bay	70	63
W/A	1/5	19/Kansas State	74	69
W/A	1/9	18/Mo.-Kansas City	97	78
W/H	1/12	18/Iowa State	97	87
L/A	1/22	14/Colorado	69	86
W/A	1/26	14/Oklahoma (12)	111	99
W/H	1/30	11/Missouri	89	75
L/H	2/2	11/Oklahoma State	68	81
L/A	2/5	15/Kansas (18)	77	85
W/H	2/9	15/Colorado	86	72
W/A	2/13	17/Iowa State	65	57
W/H	2/16	17/Oklahoma	105	93
W/H	2/18	17/Northern Illinois	82	73
L/A	2/20	14/Missouri	71	91
W/H	2/23	14/Kansas State	85	78
L/A	2/27	15/Oklahoma State (12)	69	80
W/H	3/3	15/Kansas (10)	85	75
Big Eight Tournament				
W/KC	3/8	13/Oklahoma (OT)	117	113
W/KC	3/9	13/Kansas (12)	87	83
L/KC	3/10	13/Missouri	82	90
NCAA Tournament***				
L/N	3/14	11/Xavier (Ohio)	84	89

*San Juan, Puerto Rico

***Minneapolis, Minn.

Season Notes: After three-straight seventh-place Big Eight finishes, Nebraska won a school-record 26 games (against eight losses) and made school's second-ever NCAA Tournament appearance...Huskers held a national ranking for a school-record



Rich King was a first-round draft choice of the NBA's Seattle SuperSonics.

14-straight weeks, finished with highest rankings ever of No. 9 by UPI and No. 11 by AP...NU finished third in Big Eight race after being tabbed for eighth in preseason poll of league media and made its first-ever appearance in the league's postseason tournament title game...Cornhuskers had school-record tying 14-game win string from late November through late January...Rich King was second-team All-Big Eight pick, finished career with fourth-highest point total in school history (1,475) would go on to become NU's first-ever NBA first-round draft pick (14th pick, Seattle SuperSonics).

1991-92 Won 19, Lost 10

(7-7 in Big Eight, 5th)

Home: 14-2 (5-2) Away: 5-8 (2-5)

Coach: Danny Nee

			NU	Opp.
W/H	11/23	Sam Houston State	91	42
W/H	11/25	Southern California	93	84
W/A	11/30	Southern Utah	106	101
W/H	12/2	The Citadel	84	61
L/A	12/4	Michigan State (22)	78	101
W/A	12/7	Creighton	90	85
W/H	12/11	Wisconsin	86	67
Ameritas Classic*				
W/H	12/20	Texas A&M*	91	68
W/H	12/21	Eastern Washington*	102	67
W/H	12/30	Wisconsin-Green Bay	76	68
W/A	1/2	Toledo	57	52
W/H	1/4	Eastern Illinois	81	68
W/A	1/11	Colorado	84	74
L/H	1/18	Missouri (13)	73	83
W/H	1/20	Missouri-Kansas City	74	71
L/A	1/25	Kansas (5)	78	103
L/H	1/28	Oklahoma (18)	76	79
W/H	2/1	Iowa State	68	63
W/H	2/5	Oklahoma State (2)	85	69
L/A	2/8	Kansas State	66	70
L/A	2/17	Missouri (9)	61	87
W/H	2/19	Kansas (OT, 3)	81	79
W/A	2/22	Iowa State (23)	80	70
L/A	2/26	25/Oklahoma State (14)	51	72
W/H	2/29	25/Colorado	84	70
W/H	3/4	Kansas State	91	62
L/A	3/7	Oklahoma	97	106
Big Eight Tournament				
L/KC	3/13	Oklahoma (24)	85	107
NCAA Tournament				
L/N	3/19	Connecticut**	65	86

**Cincinnati, Ohio

Season Notes: Nebraska made back-to-back NCAA Tournament appearances for the first time ever...picked to finish sixth in a preseason poll of Big Eight media, the Huskers were fifth at 7-7...Huskers' appearance at No. 25 in the Feb. 24 AP poll marked first time NU had been rated in consecutive years...eight of 10 losses were to nationally-ranked opponents and all 10 were to postseason tournament teams...two biggest wins of the season came in February, an 86-65 decision over 20-0 and No. 2 Oklahoma State and an 81-79 overtime victory over No. 3 Kansas two weeks later...Jamar Johnson was second-team All-Big Eight pick...Derrick Chandler broke NU single-season record for blocked shots and finished year with second-highest one-year total in Big Eight history (91).

1992-93 Won 20, Lost 11

(8-6 in Big Eight, tie 2nd)

Home: 14-2 (5-2) Away: 6-9 (3-4)

Coach: Danny Nee

			NU	Opp.
Ameritas Classic*				
W/H	12/4	Colgate*	108	76
W/H	12/5	Kent*	85	61
W/H	12/7	25/Citadel	86	46
W/H	12/10	25/Creighton	100	83
W/A	12/12	25/Wichita State	71	64
W/H	12/19	20/Appalachian State	93	83
W/H	12/21	17/Texas-Arlington	116	95
L/A	12/23	17/Southern California	64	7
Rainbow Classic**				
L/N	12/28	20/Michigan** (6)	73	88
L/N	12/29	20/Southwestern La.**	80	109
W/N	12/30	20/Fordham**	79	55
W/H	1/2	20/Eastern Illinois	70	54
W/H	1/5	Southern Utah	100	85
W/A	1/9	Missouri-Kansas City	66	65
L/A	1/14	Oklahoma (10)	89	102
L/A	1/16	Oklahoma State	73	78
W/H	1/20	Sacramento State	86	70
L/H	1/23	Kansas State	64	66
W/A	1/25	Colorado	82	67
W/H	1/30	Missouri (OT)	88	87
L/A	2/3	Iowa State	69	96
W/H	2/7	Kansas (3)	68	64
W/A	2/13	Kansas State (23)	80	59
L/H	2/15	Oklahoma State	63	73
W/A	2/21	Missouri	76	75
W/H	2/24	Colorado	76	67
W/H	2/27	Iowa State	91	87
L/A	3/3	Kansas (8)	83	94
W/H	3/7	Oklahoma	94	83
Big Eight Tournament				
L/KC	3/12	Kansas State	45	47
NCAA Tournament				
L/N	3/19	New Mexico State*** (24)	79	93

Season Notes: For third-straight season, Nebraska earns an NCAA Tournament invite...second time in three seasons that Cornhuskers win 20 games...Nee becomes first person in NU history to coach three 20-game winners...Eric Piatkowski earned first-team All-Big Eight honors, the first Husker honored since Dave Hoppen earned the last of three-straight such awards in 1985-86...Piatkowski became 16th player in school history to reach the 1,000-point plateau...NU began season ranked 25th in AP poll, was ranked in six of first seven polls before falling out...Huskers' 21-point win at Manhattan was their largest on the road in conference play since the 1931-32 season.

1993-94 Won 20, Lost 10

(7-7 in Big Eight, 4th)

Home: 13-3 (5-2) Away: 7-7 (2-5)

Coach: Danny Nee

			NU	Opp.
11/27	W/H	Texas-San Antonio	96	85
11/28	L/H	Texas	75	78
12/1	L/A	Appalachian State	82	91
Ameritas Classic*				
W/H	12/3	Ohio*	94	68
W/H	12/4	Portland*	111	85
W/A	12/9	Creighton	67	53
W/H	12/11	Wichita State	94	72
W/A	12/18	Michigan State	85	81
W/H	12/20	Florida A&M	86	61
W/H	12/31	Northern Iowa	70	63
W/A	1/3	Iowa State	78	72
W/H	1/5	Southern Utah	89	85
W/H	1/8	Colorado	106	67
W/H	1/15	Missouri-Kansas City	92	71
L/A	1/19	Colorado	81	86
L/H	1/24	Missouri (24)	73	89
L/H	1/29	Oklahoma	76	79

HUSKER ALL-TIME RESULTS

L/A	2/6	Kansas (3)	87	94
W/A	2/9	Kansas State	76	68
W/H	2/12	Iowa State	102	96
L/A	2/14	Oklahoma (OT)	111	115
L/A	2/19	Oklahoma State	80	98
W/H	2/23	Kansas (10)	96	87
W/H	2/26	Kansas State	86	77
W/H	3/2	Oklahoma State (22)	89	81
L/A	3/5	Missouri (6)	78	80
Big Eight Tournament				
W/KC	3/11	Oklahoma	105	88
W/KC	3/12	Missouri (3)	98	91
W/KC	3/13	Oklahoma State (23)	77	68
NCAA Tournament**				
L/A	3/17	22/Pennsylvania	80	90

**Long Island, N.Y.

Season Notes: For first time in school history, Nebraska recorded back-to-back 20-win seasons, as Huskers finished 20-10 overall en route to a fourth-straight NCAA Tournament appearance...after 1-2 start, NU ran off 11-straight wins, a streak highlighted by road wins at Michigan State (stopped Spartans' 22-game homecourt win streak vs. non-league foes) and Iowa State (snapped Cyclones' 22-game homecourt win streak)...Huskers were 4-6 in Big Eight with four games to play, but rallied to win three of their last four, then went on to capture first-ever Phillips 66 Big Eight Tournament title...Eric Piatkowski earned first-team All-Big Eight honors for second-straight season, averaged 21.5 points and finished his career as No. 2 scorer in school history with 1,817 points...Bruce Chubick earned first-team Phillips 66 Academic All-Big Eight honors for third straight season...NU was ranked 22nd in final AP poll, marking fourth straight season it appeared in the rankings, and only third time in school history it had been ranked in season-ending AP listing.

1994-95 Won 18, Lost 14
(4-10 in Big Eight, 7th)
Home: 11-6 (2-5) Away: 5-6 (2-5)
Coach: Danny Nee

	NU	Opp.		
San Juan Shootout ^				
W/N	11/25	Northeast Louisiana ^	99	77
L/N	11/26	Virginia Tech ^	81	87
W/N	11/27	College of Charleston ^	74	72
Ameritas Classic*				
W/H	12/2	Morehead State*	96	55
W/H	12/3	Idaho State*	98	72
W/H	12/7	Creighton	85	57
W/H	12/10	Michigan State (15, OT)	96	91
W/H	12/17	24/Western Illinois	69	62
W/H	12/21	24/Northeastern Illinois	101	60
W/A	12/22	24/Northern Iowa (OT)	95	88
W/H	12/29	23/Delaware State	94	52
W/H	12/31	23/Appalachian State	108	71
L/A	1/4	19/Texas	74	102
L/H	1/7	19/Missouri	74	82
W/A	1/9	Long Beach State	82	71
W/H	1/12	Kansas State	78	56
W/A	1/18	Missouri-Kansas City	63	60
L/A	1/23	Kansas (3)	67	84
L/A	1/28	Oklahoma (25)	72	82

L/H	2/1	Oklahoma State (22)	65	82
W/H	2/5	Oklahoma (24)	71	59
W/A	2/8	Colorado	100	86
L/A	2/11	Iowa State (19, OT)	69	72
L/H	2/14	Kansas (3)	68	91
L/A	2/18	Oklahoma State	53	93
W/A	2/22	Missouri (14)	78	75
L/H	2/25	Colorado	74	80
L/A	3/1	Kansas State	73	75
L/H	3/5	Iowa State (24)	77	79
Big Eight Tournament				
L/KC	3/10	Oklahoma State (19)	48	68
National Invitation Tournament				
W/H	3/16	Georgia	69	61
L/H	3/21	Penn State	59	65

^ San Juan Shootout, San Juan, P.R.

Season Notes: Nebraska advanced to postseason play for the fifth consecutive season, reaching the second round of the NIT...after an 11-1 start that included a 9-0 mark in December, NU dropped 13 of its next 20 games...Huskers climbed as high as 18th (CNN/USA Today) and 19th (AP) in the national polls...Jaron Boone earned second-team All-Big Eight honors and set single-season school records for 3-point field goals and 3-point attempts...Erick Strickland, a Big Eight All-Defensive team member, established a school record for steals in a season (89)...Nebraska won 18 games for only the 15th time and the sixth time under Danny Nee.

1995-96 Won 21, Lost 14
(4-10 in Big Eight, 7th)
Home: 11-5 (3-4) Away: 10-9 (1-6)
Coach: Danny Nee

	NU	Opp.		
Big Island Invitational ^				
W/N	11/24	Toledo ^	72	59
W/N	11/25	Oregon ^ (OT)	114	106
W/N	11/26	Minnesota ^	96	85
Ameritas Classic*				
W/H	12/1	Georgia Southern*	82	59
W/H	12/2	Grambling State*	96	80
W/A	12/6	Creighton	88	67
L/A	12/9	Minnesota	80	91
L/H	12/16	Northern Iowa	104	109
W/H	12/18	Northeastern Illinois	94	76
W/H	12/20	Delaware State	88	41
Far West Classic%				
W/N	12/29	Oregon%	99	76
L/N	12/30	Mississippi State% (17)	66	69
W/H	1/3	Texas (23)	85	69
W/H	1/6	Long Beach State	69	68
W/H	1/10	Colorado	79	74
L/A	1/13	Oklahoma (3OT)	100	117
W/H	1/17	Missouri-Kansas City	87	69
W/A	1/20	Oklahoma State	66	57
W/H	1/24	Missouri	76	58
L/H	1/28	Kansas (3)	73	88
L/A	1/31	Kansas State	68	77
L/H	2/3	Iowa State	65	75
L/A	2/7	Missouri	98	99
L/A	2/10	Iowa State (21)	59	74

L/H	2/17	Oklahoma State	57	72
L/A	2/19	Kansas (5)	71	81
L/H	2/25	Oklahoma (OT)	76	80
L/A	2/28	Colorado	64	78
W/H	3/3	Kansas State	70	66
Big Eight Tournament				
L/N	3/8	Iowa State (23)	60	62
National Invitation Tournament				
W/A	3/14	Colorado State	91	83
W/H	3/19	Washington State	82	73
W/A	3/22	Fresno State	83	71
W/N	3/26	Tulane#	90	78
W/N	3/28	St. Joseph's#	60	56

^ Big Island Invitational, Hilo, Hawaii
* Lincoln, Neb.
% Far West Classic, Portland, Ore.
NIT, New York, N.Y.

Season Notes: Nebraska reached postseason play for a school-record sixth consecutive season...the Huskers captured the NIT title, Nebraska's first national tournament title of any kind...1995-96 marked the first time in six seasons NU did not appear in the national polls...after a 15-4 start, Nebraska dropped nine straight games...Erick Strickland earned second-team All-Big Eight honors, was named to the Big Eight All-Defensive team and was the NIT Most Valuable Player...freshman Tyrone Lue was a first-team Big Eight All-Freshman selection and was named to the NIT All-Star team.

1996-97 Won 18, Lost 15
(7-9 in Big 12, 7th)
Home: 13-3 (6-2) Away: 5-12 (1-7)
Coach: Danny Nee

	NU	Opp.		
L/A	11/23	Texas (17) (OT)	81	83
W/H	11/26	Weber State	83	66
W/H	11/30	Oregon State	75	67
W/H	12/3	Texas-San Antonio	79	76
Ameritas Classic*				
W/H	12/6	Coppin State*	88	72
W/H	12/7	Bowling Green*	73	68
W/A	12/11	Mo.-Kansas City	76	64
L/H	12/21	Minnesota (16)	56	70
Puerto Rico Holiday Classic@				
W/N	12/30	Old Dominion@	72	66
L/N	12/31	Cincinnati (6)@	73	84
L/N	1/1	Bowling Green @	55	58
L/A	1/4	Colorado	73	79
W/H	1/8	Creighton	71	52
W/H	1/11	Texas A&M	74	72
W/H	1/15	Kansas State (OT)	87	77
W/H	1/18	Missouri	76	53
L/A	1/22	Missouri	75	74
L/A	1/25	Oklahoma	77	84
L/H	1/29	Iowa State (11)	67	77
L/A	2/1	Kansas (1) (OT)	77	82
W/H	2/5	Colorado (15)	77	69
L/A	2/8	& Texas Tech (23)	74	87
L/A	2/10	Kansas State	53	61
W/A	2/13	Northern Iowa	77	69
W/H	2/16	Texas	79	67
L/A	2/19	Baylor	60	71
W/A	2/22	Iowa State (7) (OT)	74	69
W/H	2/26	Oklahoma State	77	68
L/H	3/2	Kansas (1)	65	85
Phillips 66 Big 12 Tournament#				
L/N	3/6	Missouri#	72	78
National Invitation Tournament%				
W/H	3/12	Washington%	67	63
W/A	3/18	Nevada%	78	68
L/A	3/21	Connecticut%	67	76

* Ameritas Classic, Lincoln, Neb.
@ Puerto Rico Holiday Classic, Bayamon, P.R.
Big 12 Tournament, Kansas City, Mo.
%-National Invitation Tournament
&-Texas Tech later forfeited game

Season Notes: Nebraska's school record of consecutive postseason appearances reached seven seasons...Nebraska won 18 or more games for the seventh straight year...the Huskers defeated a ranked team for the seventh straight season with wins over Colorado and Iowa State...NU appeared in the NIT for the third-consecutive season...Mikki Moore became NU's all-time blocked shot leader...Tyrone Lue earned second-team All-Big 12 honors...Cookie Belcher was a first-team All-Big 12 Rookie selection...NU was 13-3 at home, losing only to Kansas, Iowa State and Minnesota, three teams who advanced to the NCAA Sweet 16.



Nebraska's 1993-94 team captured the school's first-ever Big Eight Tournament title.

NEBRASKA BASKETBALL TELEVISION LOG

Season	Network	Oppt. (W/L)					
1966-67	TVS	Colorado/W		Raycom	*Iowa State/L	Raycom	@Missouri/W
	TVS	@Iowa State/W		CBS	Western Ky./L	Raycom	Iowa State/W
	TVS	Kansas/L	1986-87	Raycom	@Kansas St./L	Prime	@Kansas/L
1967-68	TVS	@Colorado/L		Raycom	Colorado/W	ABC	Oklahoma/W
	TVS	Missouri/W		Raycom	Okla. State/W	Raycom	*Kansas St./L
	TVS	@Colorado/L		Raycom	@Colorado/W	CBS	!NMSU/L
1968-69	TVS	Kansas/L		Raycom	Kansas St./W	1993-94	Texas/L
	TVS	@Iowa State/L		Raycom	@Oklahoma/L	Prime	@Iowa State/W
	TVS	@Oklahoma/W		Raycom	Kansas/W	ESPN	Colorado/W
1969-70	TVS	Missouri/W	1987-88	Raycom	*Kansas St./L	Prime	@Colorado/L
	TVS	Iowa State/W		ESPN	Villanova/L	ESPN	Missouri/L
	TVS	Kansas/L		ESPN	Missouri/W	Prime	Oklahoma/L
1970-71	TVS	at Missouri/L		Raycom	Okla. State/L	ABC	@Kansas/L
	TVS	Colorado/W		Raycom	@Kansas St./L	Raycom	Iowa State/W
	TVS	at Colorado/L		Raycom	Colorado/W	ESPN	@Oklahoma/L
1971-72	TVS	Missouri/L		Raycom	Iowa State/L	Raycom	@Okla. State/L
	TVS	Missouri/L		Raycom	Oklahoma/L	Raycom	Kansas St./W
	TVS	Kansas/W	1988-89	Raycom	Kansas St./L	Raycom	@Missouri/L
1972-73	TVS	@Kansas St./L		HSE	@Texas Tech/W	Raycom	*Oklahoma/W
	TVS	Okla. State/W		ESPN	@Ohio State/L	Raycom	*Missouri/W
	TVS	@Iowa State/L		Raycom	Missouri/L	ESPN	*Okla. State/W
1973-74	TVS	@Iowa State/L		Raycom	Kansas/W	CBS	!Penn/L
	TVS	Kansas State/W		Raycom	@Kansas St./L	1994-95	Michigan St./W
	TVS	@Colorado/L		Raycom	Iowa State/W	CSM	Missouri/L
1974-75	TVS	@Kansas St./W		Raycom	*Missouri/L	ESPN	Long Beach St.W
	TVS	Okla. State/W	1989-90	ESPN	@Creighton/L	ESPN	Kansas State/W
	TVS	@Iowa State/W		Raycom	Missouri/L	ESPN	@Kansas/L
1975-76	TVS	Okla. State/W		Raycom	Kansas St./W	CSM	@Oklahoma/L
	TVS	@Iowa State/W		Raycom	@Kansas/L	CSM	Okla. State/L
	TVS	Okla. State/W		Raycom	@Iowa State/L	ABC	Oklahoma/W
1976-77	TVS	@Iowa State/W		Raycom	*Oklahoma/L	CSM	@Iowa State/L
	TVS	Okla. State/W	1990-91	Prime	Creighton/W	ESPN2/CSM	Kansas/L
	TVS	Okla. State/W		Raycom	@Kansas St./W	CSM	@Okla. State/L
1977-78	TVS	@Iowa State/W		Raycom	Iowa State/W	CSM	Colorado/L
	TVS/NBC	Kansas/W		ESPN	@Colorado/L	CSM	*Okla. St./L
	TVS/NBC	Kansas/W		Prime	Missouri/W	ESPN	#Penn St./L
1978-79	TVS/NBC	Nebraska/W		Raycom	Okla. State/L	1995-96	@Oklahoma/L
	TVS/NBC	Missouri/L		Raycom	Colorado/W	CSM	Missouri/W
	TVS/NBC	Kansas/W		Raycom	Oklahoma/W	CBS	Kansas/L
1979-80	TVS/NBC	Colorado/L		Prime	Kansas St./W	CSM	Iowa State/L
	TVS/NBC	Kansas/W		Raycom	@Okla. State/L	CSM	@Iowa State/L
	TVS/NBC	@Okla./W		Prime	Kansas/W	ESPN	@Kansas/L
1980-81	TVS/NBC	Iowa State/W		Raycom	*Oklahoma/W	CSM	Oklahoma/W
	TVS/NBC	Okla. State/W		Raycom	*Kansas/W	CSM	*Iowa State/L
	TVS/NBC	Okla. State/W		ABC	*Missouri/L	ESPN	#Tulane/W
1981-82	TVS/NBC	@Oklahoma/L		CBS	!Xavier/L	ESPN	#St. Joseph's/W
	TVS/NBC	Missouri/L	1991-92	ESPN	@Creighton/W	1996-97	Old Dominion/W
	TVS/NBC	Okla. State/W		Prime	Wisconsin/W	ESPN2	Cincinnati/L
1982-83	TVS/NBC	@Kansas/L		Raycom	@Colorado	CSM	@Colorado/L
	TVS/NBC	@Kansas St./W		Raycom	Missouri/L	ESPN	Missouri/W
	TVS/NBC	Oklahoma/L		Raycom	@Kansas/L	CSM	@Oklahoma/L
1983-84	TVS/NBC	Missouri/W		ESPN	Oklahoma/L	CSM	@Kansas/L
	TVS/NBC	Colorado/W		Prime	Iowa State/W	CSM	@Texas Tech/L
	TVS/NBC	@Oklahoma/L		Prime	Okla. State/W	ESPN2	@Kansas St./L
1984-85	TVS/NBC	Kansas St./L		Raycom	@Kansas St./L	CSM	Texas/W
	SportsTime	@Okla. State/L		ESPN	@Missouri/L	CSM	@Iowa State/W
	SportsTime	Kansas/L		Prime	Kansas/W	ABC	Kansas/L
1985-86	KATZ	@Oklahoma/L		Raycom	@Iowa State/W	CSM	*Missouri/L
	KATZ	@Colorado/L		Prime	@Okla. State/L		
	KATZ	@Kansas St./L		Raycom	Colorado/W		
1986-87	KATZ	@Kansas St./L		Prime	Kansas St./W		
	KATZ	Missouri/L		Prime	@Oklahoma/L		
	KATZ	Colorado/W		Raycom	*Oklahoma/L		
1987-88	KATZ	@Oklahoma/L		CBS	!Connecticut/L		
	KATZ	Colorado/W		Prime	Creighton/W		
	KATZ	Kansas St./L	1992-93	Prime	@Okla. State/L		
1988-89	KATZ	@Okla. State/L		Raycom	Kansas State/W		
	KATZ	Kansas/L		Prime	@Colorado/W		
	KATZ	@Iowa State/L		ESPN	Missouri/W		
1989-90	KATZ	@Kansas St./W		Raycom	Kansas/W		
	KATZ	@Kansas St./W		ABC	@Kansas St./W		
	KATZ	Okla. State/W		Raycom	Okla. State/L		
1990-91	KATZ	*Okla. State/W		ESPN			
	KATZ	@Colorado/L		Prime			
	KATZ	Kansas/W		Raycom			
1991-92	KATZ	@Oklahoma/L		Raycom			
	KATZ	Missouri/L		Prime			
	KATZ	Okla. State/W		Raycom			
1992-93	KATZ	Okla. State/W		Prime			
	KATZ	@Iowa State/L		Raycom			
	KATZ	@Missouri/L		ESPN			
1993-94	KATZ	@Kansas/L		Raycom			
	KATZ	Oklahoma/L		Prime			
	KATZ	Colorado/W		Raycom			
1994-95	KATZ	@Oklahoma/L		CBS			
	KATZ	Kansas St./L		Prime			
	KATZ	@Okla. State/L		Raycom			
1995-96	KATZ	@Iowa State/W		ESPN			
	KATZ	@Kansas St./L		Prime			
	KATZ	@Missouri/L		Raycom			
1996-97	KATZ	@Kansas/L		Raycom			
	KATZ	Oklahoma/L		Prime			
	KATZ	Okla. State/W		Raycom			
1997-98	KATZ	@Oklahoma/L		ESPN			
	KATZ	@Iowa State/W		Prime			
	KATZ	@Missouri/L		Raycom			
1998-99	KATZ	@Kansas St./L		Raycom			
	KATZ	@Kansas St./L		Prime			
	KATZ	@Iowa State/W		Raycom			
1999-00	KATZ	@Missouri/L		ESPN			
	KATZ	@Kansas St./L		Prime			
	KATZ	@Iowa State/W		Raycom			
2000-01	KATZ	@Missouri/L		Raycom			
	KATZ	@Kansas St./L		Prime			
	KATZ	@Iowa State/W		Raycom			
2001-02	KATZ	@Missouri/L		ESPN			
	KATZ	@Kansas St./L		Prime			
	KATZ	@Iowa State/W		Raycom			
2002-03	KATZ	@Missouri/L		Raycom			
	KATZ	@Kansas St./L		Prime			
	KATZ	@Iowa State/W		Raycom			
2003-04	KATZ	@Missouri/L		ESPN			
	KATZ	@Kansas St./L		Prime			
	KATZ	@Iowa State/W		Raycom			
2004-05	KATZ	@Missouri/L		Raycom			
	KATZ	@Kansas St./L		Prime			
	KATZ	@Iowa State/W		Raycom			
2005-06	KATZ	@Missouri/L		ESPN			
	KATZ	@Kansas St./L		Prime			
	KATZ	@Iowa State/W		Raycom			
2006-07	KATZ	@Missouri/L		Raycom			
	KATZ	@Kansas St./L		Prime			
	KATZ	@Iowa State/W		Raycom			
2007-08	KATZ	@Missouri/L		ESPN			
	KATZ	@Kansas St./L		Prime			
	KATZ	@Iowa State/W		Raycom			
2008-09	KATZ	@Missouri/L		Raycom			
	KATZ	@Kansas St./L		Prime			
	KATZ	@Iowa State/W		Raycom			
2009-10	KATZ	@Missouri/L		ESPN			
	KATZ	@Kansas St./L		Prime			
	KATZ	@Iowa State/W		Raycom			
2010-11	KATZ	@Missouri/L		Raycom			
	KATZ	@Kansas St./L		Prime			
	KATZ	@Iowa State/W		Raycom			
2011-12	KATZ	@Missouri/L		ESPN			
	KATZ	@Kansas St./L		Prime			
	KATZ	@Iowa State/W		Raycom			
2012-13	KATZ	@Missouri/L		Raycom			
	KATZ	@Kansas St./L		Prime			
	KATZ	@Iowa State/W		Raycom			
2013-14	KATZ	@Missouri/L		ESPN			
	KATZ	@Kansas St./L		Prime			
	KATZ	@Iowa State/W		Raycom			
2014-15	KATZ	@Missouri/L		Raycom			
	KATZ	@Kansas St./L		Prime			
	KATZ	@Iowa State/W		Raycom			
2015-16	KATZ	@Missouri/L		ESPN			
	KATZ	@Kansas St./L		Prime			
	KATZ	@Iowa State/W		Raycom			
2016-17	KATZ	@Missouri/L		Raycom			
	KATZ	@Kansas St./L		Prime			
	KATZ	@Iowa State/W		Raycom			
2017-18	KATZ	@Missouri/L		ESPN			
	KATZ	@Kansas St./L		Prime			
	KATZ	@Iowa State/W		Raycom			
2018-19	KATZ	@Missouri/L		Raycom			
	KATZ	@Kansas St./L		Prime			
	KATZ	@Iowa State/W		Raycom			
2019-20	KATZ	@Missouri/L		ESPN			
	KATZ	@Kansas St./L		Prime			
	KATZ	@Iowa State/W		Raycom			
2020-21	KATZ	@Missouri/L		Raycom			
	KATZ	@Kansas St./L		Prime			
	KATZ	@Iowa State/W		Raycom			
2021-22	KATZ	@Missouri/L		ESPN			
	KATZ	@Kansas St./L		Prime			
	KATZ	@Iowa State/W		Raycom			
2022-23	KATZ	@Missouri/L		Raycom			
	KATZ	@Kansas St./L		Prime			
	KATZ	@Iowa State/W		Raycom			
2023-24	KATZ	@Missouri/L		ESPN			
	KATZ	@Kansas St./L		Prime			
	KATZ	@Iowa State/W		Raycom			

* Conference Tournament; !NCAA Tournament; # National Invitation Tournament



THE LAST TIME...

A PLAYER . . .

Scored 30 points:

Nebraska—30, Tyronn Lue at Iowa State, Feb. 22, 1997
Opponent—31, Richard Hamilton, Connecticut, March 21, 1997 (NIT)

Scored 40 points:

Nebraska—42, Eric Piatkowski vs. Oklahoma, March 11, 1994
Opponent—43, Harold Miner, Southern Cal, Nov. 25, 1991

Hit 90 percent of field goal attempts (min. 9 att.):

Nebraska—1.000, Mikki Moore, at Nevada, March 18, 1997 (9-9) (NIT)
Opponent—.900, Tom Greis, Villanova, Nov. 27, 1987 (9-10)

Hit 100 percent of free throw attempts (min. 10 att.):

Nebraska—10-10, Jamar Johnson at Southern Utah, Nov. 30, 1991
Opponent—11-11, Jason Daisy, Northern Iowa, Feb. 13, 1997

Made 10 or more field goals:

Nebraska—10, Tyronn Lue, vs. Missouri, March 6, 1997 (B12)
Opponent—12, Richard Hamilton, Connecticut, March 21, 1997 (NIT)

Attempted 20 or more field goals:

Nebraska—23, Tyronn Lue, vs. Missouri, March 6, 1997 (B12)
Opponent—23, Vinson Smith, UMKC, Dec. 11, 1996

Made five or more three-pointers:

Nebraska—5, Tyronn Lue, vs. Kansas, Feb. 19, 1996
Opponent—6, Cory Carr, Texas Tech, Feb. 8, 1997

Had 15 or more rebounds:

Nebraska—15, Mikki Moore, at Nevada, March 18, 1997 (NIT)
Opponent—17, Tony Battie, Texas Tech, Feb. 8, 1997

Had 10 or more assists:

Nebraska—11, Tom Wald vs. Kansas State, Jan. 12, 1995
Opponent—12, Jacy Holloway, Iowa State, Jan. 29, 1997

Had five or more blocked shots:

Nebraska—6, Venson Hamilton, at UMKC, Dec. 11, 1996
Opponent—6, Jake Voskuhl, Connecticut, March 21, 1997 (NIT)

Had five or more steals:

Nebraska—6, Cookie Belcher, vs. Washington, March 12, 1997 (NIT)
Opponent—5, Rayford Young, Texas Tech, Feb. 8, 1997

TEAM . . .

Scored 100 or more points:

Nebraska—100, at Oklahoma, Jan. 13, 1996
Opponent—117, Oklahoma, Jan. 13, 1996

Scored 40 or fewer points:

Nebraska—39, vs. Kansas State, March 7, 1984
Opponent—39, Air Force, Dec. 8, 1962

Had three or more 20-point scorers:

Nebraska—vs. Oregon, Nov. 25, 1995 (Jaron Boone, 30; Tyronn Lue, 30; Erick Strickland, 20)
Opponent—at Oklahoma, Jan. 13, 1996 (Ryan Minor, 33; Tyrone Foster, 25; Ernie Abercrombie, 24)

Had three players with 10 rebounds:

Nebraska—vs. Oklahoma, Jan. 27, 1992 (Derrick Chandler, 20; Carl Hayes, 11; Dapreis Owens, 10)
Opponent—at Oklahoma, Jan. 13, 1996 (Ernie Abercrombie 12, Ryan Minor, 10; Nate Erdmann, 10)

Shot 70 percent from the field:

Nebraska—.750, vs. Nebraska-Omaha, Jan. 25, 1988 (42-56)
Opponent—.723, vs. Kansas, Feb. 2, 1985 (34-47)

Shot 60 percent from the field:

Nebraska—.639, vs. Coppin State, Dec. 6, 1996 (39-61)
Opponent—.600, Oklahoma State, Feb. 1, 1995 (27-45)

Shot 90 percent from the free-throw line:

Nebraska—.952, vs. Minnesota, Nov. 26, 1995 (20-21)
Opponent—.952, Iowa State, March 5, 1995 (20-21)

Attempted 40 or more free throws:

Nebraska—44, vs. Kansas State, Jan. 18, 1997 (29-44)
Opponent—43, Kansas, Feb. 1, 1997 (26-43)

Attempted 10 or less free throws:

Nebraska—5, vs. Iowa State, Jan. 29, 1997 (2-5)
Opponent—10, Bowling Green, Jan. 1, 1997 (8-10)

Made five or less free throws:

Nebraska—2, vs. Iowa State, Jan. 29, 1997 (2-5)
Opponent—5, Wichita State, Dec. 12, 1992 (5-11)

Made 10 or more three-pointers:

Nebraska—10, at Colorado State, March 14, 1996 (NIT)
Opponent—11, Texas Tech, Feb. 8, 1997

Did not make a three-pointer:

Nebraska—0, vs. Texas, Jan. 3, 1996
Opponent—0, Toledo, Nov. 24, 1995

Had 60 or more rebounds:

Nebraska—66, vs. Colgate, Dec. 4, 1992
Opponent—62, at Colorado, Feb. 15, 1975

Had 30 or more assists:

Nebraska—35, vs. Northeastern Illinois, Dec. 21, 1994
Opponent—30, at Iowa State, Feb. 3, 1993

Had 15 or more steals:

Nebraska—15, vs. Washington, March 12, 1997 (NIT)
Opponent—17, Kansas, Feb. 1, 1997

Had 10 or more blocks:

Nebraska—13, at UMKC, Dec. 11, 1996
Opponent—10, Connecticut, March 21, 1997 (NIT)

Had 20 or more turnovers:

Nebraska—23, at Northern Iowa, Feb. 13, 1997
Opponent—20, Connecticut, March 21, 1997 (NIT)

Had 10 or fewer turnovers:

Nebraska—9, vs. Kansas, March 2, 1997
Opponent—6, Baylor, Feb. 19, 1997

Nebraska defeated a ranked team:

No. 7 Iowa State, Feb. 22, 1997 (74-69, OT)

Nebraska defeated a top five team:

No. 3 Missouri, March 12, 1994 (98-91) (B8)

Nebraska defeated a ranked team on the road:

No. 7 Iowa State, Feb. 22, 1997 (74-69, OT)

Nebraska won five straight games:


6, Games 2-7 in 1996-97, Nov. 26-Dec. 11, 1996

Nebraska won 10 straight games:


10, Games 3-12 in 1994-95, Nov. 27-Dec. 31, 1994

RETURNING


LETTERMEN



COOKIE BELCHER - 1997 Big 12 All-Rookie Team



ANDY MARKOWSKI - Two-Year Letterman



LARRY FLORENCE - Returning Starter



TROY PLATKOWSKI - Returning Letterman

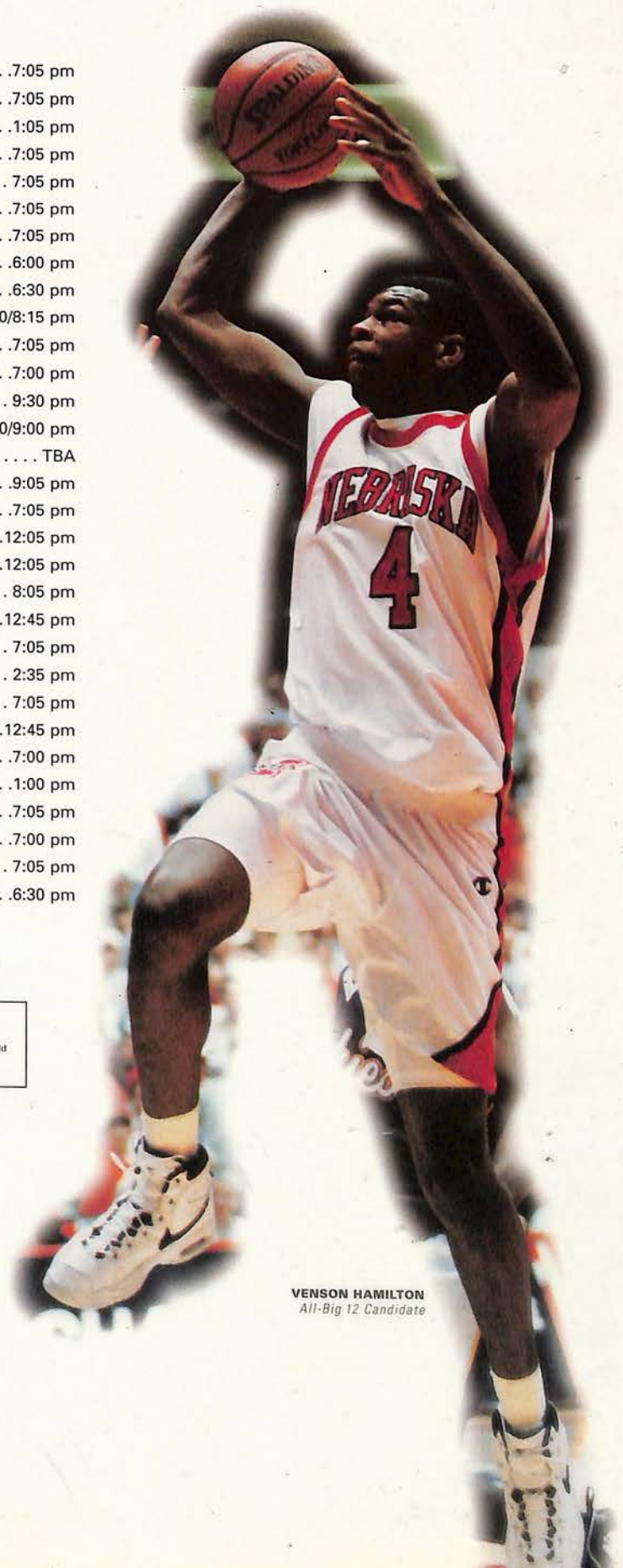
97-98

TEAM

SCHEDULE

Nov. 5.....	E Team Pella	7:05 pm
Nov. 10.....	E Marathon Oil	7:05 pm
Nov. 16.....	N.C.-Greensboro	1:05 pm
Nov. 19.....	Western Illinois	7:05 pm
Nov. 22.....	New Orleans	7:05 pm
Nov. 25.....	Colorado State	7:05 pm
Nov. 29.....	Texas-San Antonio	7:05 pm
Dec. 1.....	@ Tulsa (ESPN2)	6:00 pm
Dec. 5.....	AC N.C.-Wilmington	6:30 pm
Dec. 6.....	AC Finals	6:00/8:15 pm
Dec. 10.....	@ Creighton	7:05 pm
Dec. 13.....	@ Minnesota (Midwest Sports)	7:00 pm
Dec. 27.....	RC Virginia	9:30 pm
Dec. 29.....	RC 2nd Round	3:00/9:00 pm
Dec. 30.....	RC Final Round	TBA
Jan. 3.....	@ Kansas (ESPN)	9:05 pm
Jan. 7.....	@ Oklahoma State	7:05 pm
Jan. 11.....	Colorado (ESPN Regional/Big 12)	12:05 pm
Jan. 18.....	Oklahoma (ESPN Regional/Big 12)	12:05 pm
Jan. 21.....	@ Texas (ESPN Regional/Big 12)	8:05 pm
Jan. 24.....	Iowa State (ESPN Regional/Big 12)	12:45 pm
Jan. 28.....	@ Kansas State	7:05 pm
Feb. 1.....	Kansas (ABC)	2:35 pm
Feb. 4.....	@ Missouri	7:05 pm
Feb. 7.....	Kansas State (ESPN Regional/Big 12)	12:45 pm
Feb. 11.....	@ Texas A & M	7:00 pm
Feb. 14.....	Baylor	1:00 pm
Feb. 18.....	Missouri (ESPN Regional/Big 12)	7:05 pm
Feb. 21.....	@ Colorado	7:00 pm
Feb. 25.....	Texas Tech	7:05 pm
Feb. 28.....	@ Iowa State (ESPN)	6:30 pm
Mar. 5-8...	@ Big 12 Tournament	

E	= Exhibition Game	Home Games in Bold
AC	= Ameritas Classic	
RC	= Outrigger Hotels Rainbow Classic	



VENSON HAMILTON
All-Big 12 Candidate